NEW JERSEY STATE LIBRARY
3 3009 00036 7286

FORTY-THIRD ANNUAL REPORT
OF THE
DIVISION OF LOCAL GOVERNMENT SERVICES
1980

STATEMENTS OF FINANCIAL CONDITION
OF COUNTIES AND MUNICIPALITIES

DECEMBER, 1981
Prepared by
STATE OF NEW JERSEY
DEPARTMENT OF COMMUNITY AFFAIRS
DIVISION OF LOCAL GOVERNMENT SERVICES

Thomas Kean
Governor

Barry Skokowski
Director

Digitized by the Internet Archive
in 2013

http://archive.org/details/reportofdi1980newj

FORTY-THIRD ANNUAL REPORT
OF THE
DIVISION OF LOCAL GOVERNMENT SERVICES
1980

STATEMENTS OF FINANCIAL CONDITION
OF COUNTIES AND MUNICIPALITIES

Prepared by
STATE OF NEW JERSEY
DEPARTMENT OF COMMUNITY AFFAIRS
DIVISION OF LOCAL GOVERNMENT SERVICES

$20.00

Thomas Kean
Governor

Barry Skokowski
Director

TABLE OF CONTENTS

Letter of Transmittal 1
Foreword 2
Composition of Local Finance Board and State Officials 3
Acknowledgement 4
Statewide Totals for 1980 and Types of Local Government Units in New Jersey 5

POPULATION DATA
Table 1: Population Classification of New Jersey Counties and Cities 6
Table 2: Local Units Ranked by Population - 1980 Census Estimates 7

COUNTY GOVERNMENT FISCAL DATA
A two page set for each county follows: 12
1. County Government Fiscal Data
2. Map of the County
3. Summary Map of County Units 54
4. Summary of 21 County Government Data Sheets 56

MUNICIPAL FISCAL DATA SUMMARIZED BY COUNTIES
1. Summary of 567 Municipal Government Data Sheets 57
2. Municipal Fiscal Summaries by Counties 58

MUNICIPAL FISCAL DATA
One page per municipality, arranged alphabetically by name of municipality. 79

MUNICIPALITIES OPERATING UNDER SPECIAL STATUTORY FORMS OF GOVERNMENT 646

SUMMARY OF STATEWIDE FINANCES, EXPENDITURES AND REVENUES
Table 3: Summary of Current Finances of all Municipalities and Counties - 1976-1980 647
Table 4: Summary of Expenditures and Revenues of all County Governments - 1976-1980 648
Table 5: Summary of Expenditures and Revenues of all Municipalities - 1976-1980 649

DATA ON DEBT
Graph: Debt Trends of New Jersey Municipalities and Counties 650
Table 6: Statewide Trends in Statutory Net Capital Debt 651
Table 7: Total Gross and Net Debt of Counties and Municipalities by County 652
Table 8: Authority Debt 653

DATA ON LOCAL TAXATION
Table 9: Trends in Current and Delinquent Local Property Taxes 656
Table 10: Special District Tax Levies in 1980 657
Table 11: State Equalized Property Tax Rates - All Municipalities by County 658

DATA ON MUNICIPALLY OPERATED UTILITIES
Table 12: Finances of Municipally Operated Utilities 666

GENERAL REVENUE SHARING UTILIZATION BY ALL LOCAL UNITS FOR THE YEAR 1980 674

STATUTORY FORMS OF LOCAL UNIT GOVERNMENT 675

SUPPLEMENTARY DATA
TABLE 13: County Local Health Services and Vocational School Taxes 676

GLOSSARY 678

STATE OF NEW JERSEY
DEPARTMENT OF COMMUNITY AFFAIRS
363 WEST STATE STREET
CN 800
TRENTON, N.J. 08625

TO: THE HONORABLE THOMAS KEAN
GOVERNOR

MEMBERS - NEW JERSEY LEGISLATURE

FROM: BARRY SKOKOWSKI, DIRECTOR
DIVISION OF LOCAL GOVERNMENT SERVICES

I am pleased to transmit the Forty-Third Annual Report of the Division of Local Government Services.

In accordance with State law, the report includes comparative financial statistics of all municipalities and counties in the State. The statistics are tabulated to highlight the cost of government, the costs of principal services, the amount of debt incurred and other pertinent data.

FORWARD

This report, the Forty-Third in a series which has been published consecutively since 1938, is reflective of and parallels closely all preceding reports. The staff of the Division of Local Government Services exerted great efforts to insure that this edition of the report would be received in a timely fashion this year.

The ninth year of the General Revenue Sharing Program enacted in 1972 is included in the body of the report. Revenue Sharing budgeted receipts are indicated separately as a revenue realized, and expenditures from these receipts are incorporated into the regular expenditure listings.

Information pertinent to the form of government and the number of members on the governing body is exhibited on each local unit page. Definitional information relative to statutory forms of government appears towards the end of the report. Similarly, a tabulation is provided listing the different types of governmental forms by county units.

As in prior years, care has been taken to preserve the comparability of data and to present in convenient form current financial and other statistics of the 588 local units of New Jersey government without diminishing the value of these reports as a historical series. The availability of current statistics of local finance has been of increasingly significant value to federal, state and local government officials, research groups, students of local finance and investors in municipal and school bond markets.

The financial statistics contained in this report have been assembled from financial statements prepared by the chief financial officer of the local unit. Computer checks applied to this data and our studies conclude that these statements are adequate for reporting purposes.

In addition to the municipal and county financial data, there are a number of special tables comparing revenues and expenditures, debt trends and equalized tax rates over the current decade. Also, tables listing each local unit in descending population order and another describing municipally operated utilities are provided.

A glossary providing essential information for the proper use of specific data is presented at the end of the report to assist those who may be unfamiliar with municipal finance and its terminology.

STATE OF NEW JERSEY
Thomas Kean, Governor

DIVISION OF LOCAL GOVERNMENT SERVICES
Barry Skokowski, Director

MEMBERS OF THE LOCAL FINANCE BOARD

Barry Skokowski, Chairman
William F. Smith, Vice Chairman
Sheldon Blum
Paul Contillo
Elwood Davis
Daniel Newman
Philip Portnoy
Dr. Gerald H. Rossnick
Helen Mathews, Secretary

ACKNOWLEDGEMENTS

The Forty-Third edition of this Annual Report was prepared by the Division's Local Government Support Services Unit. Grateful acknowledgement is extended to the following staff members: David S. Grimm who coordinated the Report's preparation, provided overall support, and supervised the data compilation; Anthony Celentano who wrote and updated the computer programs that structured the data necessary for generating the municipal and county sheets; Mary Roberts, Barbara Fell and Frank Haines III for data compilation and verification.

Acknowledgement is also extended to Anthony W. Angelini, Chief of the Bureau of Financial Regulation and Assistance, and his staff for their cooperation in providing ready access to source documents and rendering technical assistance.

Additionally, a debt of gratitude is owed to the Division of Taxation in the Department of Treasury and to the Office of Business Economics in the Department of Labor and Industry for providing us with valuation and population data used in this Report. We are also grateful to the Department of Transportation for allowing us the use of their computers.

General Obligation Bond Ratings for New Jersey municipalities were obtained from: Standard & Poor's Bond Guide, October 1981, Standard & Poor's Corp., NY, NY, and Moody's Bond Record, October 1981, Moody's Investors Service, NY, NY.

STATEWIDE TOTALS FOR 1980

Population, 1970 (Revised)	7,192,805
Population, 1980 (Census)	7,364,158
Land Area (Square Miles)	7,495.73
Net Valuation Taxable-Municipal	$103,486,392,982
Net Valuation Taxable-County	$141,449,480,266
State Equalized Valuation	$149,367,660,318
Tax Levy	$ 3,793,898,389

TYPES OF LOCAL GOVERNMENT UNITS IN NEW JERSEY

COUNTIES (21) MUNICIPALITIES (567)

COUNTY	BOROUGH	TOWNSHIP	CITY	TOWN	VILLAGE	TOTAL
Atlantic	3	6	13	1	0	23
Bergen	56	9	3	0	2	70
Burlington	6	31	3	0	0	40
Camden	27	8	2	0	0	37
Cape May	7	4	5	0	0	16
Cumberland	1	10	3	0	0	14
Essex	7	8	3	4	0	22
Gloucester	10	13	1	0	0	24
Hudson	1	2	4	5	0	12
Hunterdon	10	14	1	1	0	26
Mercer	4	8	1	0	0	13
Middlesex	12	10	3	0	0	25
Monmouth	35	15	2	0	1	53
Morris	16	20	0	3	0	39
Ocean	19	14	0	0	0	33
Passaic	10	3	3	0	0	16
Salem	3	11	1	0	0	15
Somerset	12	9	0	0	0	21
Sussex	8	15	0	1	0	24
Union	7	8	5	1	0	21
Warren	2	18	0	3	0	23
Total	256	236	53	19	3	567



TABLE 1
POPULATION CLASSIFICATIONS OF NEW JERSEY COUNTIES AND CITIES
(BASED UPON THE 1980 OFFICIAL CENSUS)

Counties (R.S. 40:17-2)

1st Class	Excess of 600,000 =	Essex, Hudson, Bergen
2nd Class	200,000-600,000 =	Burlington, Morris, Union, Passaic, Camden, Middlesex, Mercer
3rd Class	50,000-200,000 = Not bordering on the Atlantic Ocean =	Hunterdon, Salem Gloucester, Cumberland, Somerset, Sussex, Warren
4th Class	Less than 50,000 = Not bordering on Atlantic Ocean =	None
5th Class	Bordering on the Atlantic Ocean, exceeding 100,000 =	Monmouth, Atlantic, Ocean
6th Class	Bordering on the Atlantic Ocean, less than 100,000 =	Cape May

Cities (R.S. 40:167-2)

1st Class	Exceeding 150,000 = Newark and Jersey City
2nd Class	12,000-150,000
3rd Class	All those not in 1st or 2nd class, except cities bordering upon Atlantic Ocean which are seaside or summer resorts.
4th Class	All cities bordering upon the Atlantic Ocean which are seaside or summer resorts.

TABLE 2

LOCAL UNITS RANKED BY POPULATION - 1980 ESTIMATES

COUNTY	POPULATION
Essex	850,451
Bergen	845,385
Middlesex	595,893
Hudson	556,972
Union	504,094
Monmouth	503,173
Camden	471,650
Passaic	447,585
Morris	407,630
Burlington	362,542
Ocean	346,038
Mercer	307,863
Somerset	203,129
Gloucester	199,917
Atlantic	194,119
Cumberland	132,866
Sussex	116,119
Hunterdon	87,361
Warren	84,429
Cape May	82,266
Salem	64,676
Total	7,364,158

MUNICIPALITY	POPULATION
Newark City	329,248
Jersey City	223,532
Paterson City	137,970
Elizabeth City	106,201
Trenton City	92,124
Woodbridge Twp.	90,074
Camden City	84,910
Hamilton Twp. (Mer.)	82,801
East Orange City	77,025
Clifton City	74,388
Edison Twp.	70,193
Cherry Hill Twp.	68,785
Bayonne City	65,047
Dover Twp.	64,455
Middletown Twp.	62,574
Irvington Town	61,493
Union City	55,593
Vineland City	53,753
Brick Twp.	53,629
Passaic City	52,463
Old Bridge Twp.	51,515
Union Twp. (Union)	50,184
Parsippany T.H. Twp.	49,868
Bloomfield Town	47,792
North Bergen Twp.	47,019
Wayne Twp.	46,474
Plainfield City	45,555
Gloucester Twp.	45,156
Hoboken City	42,460
Piscataway Twp.	42,223
New Brunswick City	41,442
Atlantic City	40,199
Willingboro Twp.	39,912
West Orange Town	39,510
West New York Town	39,194
Teaneck Twp.	39,007
Perth Amboy City	38,951
Lakewood Twp.	38,464
Montclair Town	38,321
Linden City	37,836
East Brunswick Twp.	37,711
Hackensack City	36,039
Kearny Town	35,735
Belleville Town	35,367
Ewing Twp.	34,842
Pennsauken Twp.	33,775
Fort Lee Boro.	32,449
Fair Lawn Boro.	32,229
Franklin Twp. (Som.)	31,358
Orange City	31,136
Westfield Town	30,447
Sayreville Boro.	29,969
Long Branch City	29,819
Pemberton Twp.	29,720
Bridgewater Twp.	29,175
Nutley Town	28,998
Neptune Twp.	28,366
Livingston Twp.	28,040
Manchester Twp.	27,987
Washington Twp. (Glou.)	27,878
Garfield City	26,803
Rahway City	26,723
Paramus Boro.	26,474
Jackson Twp.	25,644
Bergenfield Boro.	25,568
Ridgewood Twp.	25,208
Howell Twp.	25,065
Millville City	24,815
Cranford Twp.	24,573
Lodi Boro.	23,956
Englewood City	23,701
Ocean Twp. (Mon.)	23,570
Deptford Twp.	23,473
Berkeley Twp.	23,151
Hazlet Twp.	23,013
Maplewood Twp.	22,950
West Milford Twp.	22,750
North Brunswick Twp.	22,220
Evesham Twp.	21,659
Monroe Twp. (Glou.)	21,639
Cliffside Park Boro.	21,464
Hillside Twp.	21,440
Summit City	21,071
East Windsor Twp.	21,041
Scotch Plains Twp.	20,774
Roselle Boro.	20,641
Carteret Boro.	20,598
Maple Shade Twp.	20,525
South Plainfield Boro.	20,521
Lyndhurst Twp.	20,326
Winslow Twp.	20,034
Rockaway Twp.	19,850
Lawrence Twp. (Mer.)	19,724
Millburn Twp.	19,543
Egg Harbor Twp.	19,381

TABLE 2 - (continued)

MUNICIPALITY	POPULATION	MUNICIPALITY	POPULATION	MUNICIPALITY	POPULATION
Freehold Twp.	19,202	Delran Twp.	14,811	Harrison Town	12,242
N. Plainfield Boro.	19,108	Dover Town	14,681	Galloway Twp.	12,176
Rutherford Boro.	19,068	Glassboro Boro.	14,574	Hasbrouck Hgts. Boro.	12,166
Hillsborough Twp.	19,061	Denville Twp.	14,380	Mahwah Twp.	12,127
Wall Twp.	18,952	South River Boro.	14,361	Princeton Boro.	12,035
Manalapan Twp.	18,914	Montville Twp.	14,290	Red Bank Boro.	12,031
Roxbury Twp.	18,878	New Hanover Twp.	14,258	Somerville Boro.	11,973
Bridgeton City	18,795	Verona Boro.	14,166	Hanover Twp.	11,846
Mount Olive Twp.	18,748	Lacey Twp.	14,161	Ventnor City	11,704
Morris Twp.	18,486	Saddle Brook Twp.	14,084	Burlington Twp.	11,527
Elmwood Park Boro.	18,377	Springfield Twp. (Union)	13,955	Glen Rock Boro.	11,497
Dumont Boro.	18,334	Ocean City	13,949	Little Falls Twp.	11,496
Hawthorne Boro.	18,200	Pennsville Twp.	13,848	Totowa Boro.	11,448
Lindenwold Boro.	18,196	Pequannock Twp.	13,776	West Caldwell Boro.	11,407
West Deptford Twp.	18,002	Metuchen Boro.	13,762	Washington Twp. (Mor.)	11,402
Randolph Twp.	17,828	Palisades Park Boro.	13,732	Middle Twp.	11,373
Pt. Pleasant Boro.	17,747	Bellmawr Boro.	13,721	West Paterson Boro.	11,293
Mount Laurel Twp.	17,614	Secaucus Town	13,719	Manville Boro.	11,278
Marlboro Twp.	17,560	Princeton Twp.	13,683	River Edge Boro.	11,111
Medford Twp.	17,471	Tenafly Boro.	13,552	Hopewell Twp. (Mer.)	10,893
Aberdeen Twp.	17,235	Middlesex Boro.	13,480	Readington Twp.	10,855
South Brunswick Twp.	17,127	Oakland Boro.	13,443	Mount Holly Twp.	10,818
Lower Twp.	17,105	Pleasantville City	13,435	Waldwick Boro.	10,802
Asbury Park City	17,015	Highland Park Boro.	13,396	Wallington Boro.	10,741
New Milford Boro.	16,876	Roselle Park Boro.	13,377	Westwood Boro.	10,714
Clark Twp.	16,699	Sparta Twp.	13,333	Pompton Lakes Boro.	10,660
Phillipsburg Town	16,647	Weehawken Twp.	13,168	Keansburg Boro.	10,613
Morristown Town	16,614	Gloucester City	13,121	Fairview Boro.	10,519
North Arlington Boro.	16,587	Bernards Twp.	12,920	Hillsdale Boro.	10,495
Jefferson Twp.	16,413	Voorhees Twp.	12,919	Stafford Twp.	10,385
Vernon Twp.	16,302	Ramsey Boro.	12,899	Woodbury City	10,353
Cinnaminson Twp.	16,072	Ridgefield Park Twp.	12,738	Somers Point City	10,330
Haddon Twp.	15,875	Eatontown Boro.	12,703	Ridgefield Boro.	10,294
South Orange Vill.	15,864	Ringwood Boro.	12,625	Burlington City	10,246
Monroe Twp. (Midd.)	15,858	Cedar Grove Twp.	12,600	Wanaque Boro.	10,025
Collingswood Boro.	15,838	Berkeley Heights Twp.	12,549	Freehold Boro.	10,020
Moorestown Twp.	15,596	New Providence Boro.	12,426	Maywood Boro.	9,895
Hopatcong Boro.	15,531	Franklin Twp. (Glou.)	12,396	Warren Twp.	9,805
Wyckoff Twp.	15,500	Haddonfield Boro.	12,337	Pitman Boro.	9,744
Madison Boro.	15,357	Hammonton Town	12,298	Bound Brook Boro.	9,710

TABLE 2 - (continued)

MUNICIPALITY	POPULATION
Washington Twp. (Ber.)	9,550
Audubon Boro.	9,533
Hamilton Twp. (Atl.)	9,499
River Vale Twp.	9,489
Runnemede Boro.	9,461
Little Ferry Boro.	9,399
Florham Park Boro.	9,359
East Hanover Twp.	9,319
Edgewater Park Twp.	9,273
Mantua Twp.	9,193
Margate City	9,179
Florence Twp.	9,084
North Hanover Twp.	9,050
Chatham Twp.	8,883
Hackettstown Town	8,850
Matawan Boro.	8,837
Southampton Twp.	8,808
Lincoln Park Boro.	8,806
Franklin Lakes Boro.	8,769
Barnegat Twp.	8,702
Pine Hill Boro.	8,684
Oradell Boro.	8,658
Boonton Town	8,620
West Windsor Twp.	8,542
Chatham Boro.	8,537
Park Ridge Boro.	8,515
Little Egg Harbor Twp.	8,483
Holmdel Twp.	8,447
Carneys Point Twp.	8,396
Haddon Heights Boro.	8,361
Bogota Boro.	8,344
South Amboy City	8,322
Brigantine City	8,318
Raritan Twp.	8,292
Kenilworth Boro.	8,221
North Haledon Boro.	8,177
Closter Boro.	8.164
Waterford Twp.	8,126
Leonia Boro.	8,027
Stratford Boro.	8,005

MUNICIPALITY	POPULATION
Fairfield Twp. (Essex)	7,987
Upper Saddle River Boro.	7,958
Riverside Twp.	7,941
Wood-Ridge Boro.	7,929
Colts Neck Twp.	7,888
Bloomingdale Boro.	7,867
Glen Ridge Boro.	7,855
East Rutherford Boro.	7,849
Branchburg Twp.	7,846
Spotswood Boro.	7,840
Northfield City	7,795
Emerson Boro.	7,793
Kinnelon Boro.	7,770
Fanwood Boro.	7,767
Newton Town	7,748
Tinton Falls Boro.	7,740
Union Beach Boro.	7,740
Beachwood Boro.	7,687
Caldwell Boro.	7,624
Rumson Boro.	7,623
Butler Boro.	7,616
Cresskill Boro.	7,609
Byram Twp.	7,502
Barrington Boro.	7,418
Keyport Boro.	7,413
Midland Park Boro.	7,381
West Long Branch Boro.	7,380
Montgomery Twp.	7,360
Clinton Twp.	7,345
Guttenberg Town	7,340
Montvale Boro.	7,318
Passaic Twp.	7,275
Wantage Twp.	7,268
Bordentown Twp.	7,170
Milltown Boro.	7,136
Mountainside Boro.	7,118
Palmyra Boro.	7,085
Buena Vista Twp.	6,959
Salem City	6,959
Pittsgrove Twp.	6,954

MUNICIPALITY	POPULATION
Paulsboro Boro.	6,944
Absecon City	6,859
Rockaway Boro.	6,852
Upper Deerfield Twp.	6,810
Belmar Boro.	6,771
Bernardsville Boro.	6,715
Upper Twp.	6,713
Haledon Boro.	6,607
Dunellen Boro.	6,593
Washington Boro.	6,429
Tabernacle Twp.	6,236
Carlstadt Boro.	6,166
Linwood City	6,144
Raritan Boro.	6,128
Clayton Boro.	6,013
Allendale Boro.	5,901
Somerdale Boro.	5,900
Oceanport Boro.	5,888
North Caldwell Boro.	5,832
Berlin Boro.	5,786
Mansfield Twp. (Warren)	5,780
Clementon Boro.	5,764
Penns Grove Boro.	5,760
Englewood Cliffs Boro.	5,698
Fairfield Twp. (Cum.)	5,693
Fair Haven Boro.	5,679
Woodcliff Lake Boro.	5,644
Plainsboro Twp.	5,605
Rochelle Park Twp.	5,603
Little Silver Boro.	5,548
Wharton Boro.	5,485
Lebanon Twp.	5,459
Spring Lake Heights	5,424
Point Pleasant Beach Boro.	5,415
Greenwich Twp. (Glou.)	5,404
Manasquan Boro.	5,354
Berlin Twp.	5,348
Roseland Boro.	5,330
Morris Plains Boro.	5,305
Watchung Boro.	5,290

TABLE 2 - (continued)

MUNICIPALITY	POPULATION	MUNICIPALITY	POPULATION	MUNICIPALITY	POPULATION
Neptune City Boro.	5,276	Mt. Arlington Boro.	4,251	Monmouth Beach Boro.	3,318
Mullica Twp.	5,243	Washington Twp. (Warren)	4,243	Boonton Twp.	3,273
Lumberton Twp.	5,236	Oaklyn Boro.	4,223	Woodstown Boro.	3,250
Chester Twp.	5,198	Spring Lakes Boro.	4,215	Harding Twp.	3,236
Highlands Boro.	5,187	Old Tappan Boro.	4,168	Hainesport Twp.	3,236
Prospect Pk. Boro.	5,142	Mountain Lakes Boro.	4,153	Elk Twp.	3,187
Northvale Boro.	5,046	Wildwood Crest Boro.	4,149	Upper Pittsgrove Twp.	3,139
Lopatcong Twp.	4,998	East Greenwich Twp.	4,144	Logan Twp.	3,078
Demarest Boro.	4,963	Flemington Boro.	4,132	Riverton Boro.	3,068
Medford Lakes Boro.	4,958	Ho-Ho-Kus Boro.	4,129	Bethlehem Twp.	3,045
Atlantic Highlands	4,950	Jamesburg Boro.	4,114	Lawnside Boro.	3,042
Wildwood City	4,913	Tewksbury Twp.	4,094	Wrightstown Boro.	3,031
Mendham Boro.	4,899	Brielle Boro.	4,068	Shrewsbury Boro.	2,962
Magnolia Boro.	4,881	Lambertville City	4,044	Beverly City	2,919
Mount Ephraim Boro.	4,863	Dennis Twp.	3,989	Lakehurst Boro.	2,908
Cape May City	4,853	Merchantville Boro.	3,972	Quinton Twp.	2,887
Westville Boro.	4,786	Union Twp. (Hun.)	3,971	Independence Twp.	2,829
Bradley Beach Boro.	4,772	S. Toms River Boro.	3,954	Pilesgrove Twp.	2,810
Garwood Boro.	4,752	Millstone Twp.	3,926	Woodbine Boro.	2,809
North Wildwood City	4,714	Hampton Twp.	3,916	Alexandria Twp.	2,798
Commercial Twp.	4,674	Stillwater Twp.	3,887	Kingwood Twp.	2,772
Plumsted Twp.	4,674	Chesterfield Twp.	3,867	Saddle River Boro.	2,763
Frankford Twp.	4,654	Pohatcong Twp.	3,856	Upper Freehold Twp.	2,750
Green Brook Twp.	4,640	Delaware Twp.	3,816	White Twp.	2,748
Edgewater Boro.	4,628	Eastampton Twp.	3,814	Ogdensburg Boro.	2,737
Egg Harbor City	4,618	Ocean Twp. (Ocean)	3,731	Moonachie Boro.	2,706
Holland Twp.	4,593	Delanco Twp.	3,730	Springfield Twp. (Burl.)	2,691
Hightstown Boro.	4,581	Buena Boro.	3,642	Alloway Twp.	2,680
Maurice River Twp.	4,577	Stanhope Boro.	3,638	Sea Girt Boro.	2,650
Hardyston Twp.	4,553	Harrison Twp.	3,585	Alpha Boro.	2,644.
Shamong Twp.	4,537	Netcong Boro.	3,557	Sea Isle City	2,644
Harrington Pk. Boro.	4,532	National Park Boro.	3,552	Harmony Twp.	2,592
Andover Twp.	4,506	Haworth Boro.	3,509	Woodlynne Boro.	2,578
Mendham Twp.	4,488	Long Beach Twp.	3,488	Allamuchy Twp.	2,560
Franklin Boro.	4,486	Washington Twp. (Mer.)	3,487	Riverdale Boro	2,530
Bordentown City	4,441	East Amwell Twp.	3,468	Deerfield Twp.	2,523
Norwood Boro.	4,413	Woodbury Heights Boro.	3,460	Mansfield Twp. (Burl.)	2,523
Hopewell Twp. (Cum.)	4,365	High Bridge Boro.	3,435	Gibbsboro Boro.	2,510
Blairstown Twp.	4,360	Westampton Twp.	3,383	Belvidere Town	2,475
S. Bound Brook Boro.	4,331	Mine Hill Twp.	3,325	Tuckerton Boro.	2,472

TABLE 2 - (continued)

MUNICIPALITY	POPULATION
Bedminster Twp.	2,469
Green Twp.	2,450
Sussex Boro.	2,418
Essex Fells Boro.	2,363
Franklin Twp. (Warren)	2,341
Avon-By-The-Sea Boro.	2,337
Wenonah Boro.	2,303
West Amwell Twp.	2,299
Franklin Twp. (Hun.)	2,294
Woodland Twp.	2,285
Fredon Twp.	2,281
Laurel Springs Boro.	2,249
S. Hackensack Twp.	2,229
Avalon Boro.	2,162
Brooklawn Boro.	2,133
Lawrence Twp. (Cum.)	2,116
Pennington Boro.	2,109
Knowlton Twp.	2,074
Lavallette Boro.	2,072
Montague Twp.	2,066
Peapack Gladstone Boro.	2,038
Swedesboro Boro.	2,031
Hopewell Boro.	2,001
Allentown Boro.	1,962
Deal Boro.	1,952
Cranbury Twp.	1,927
East Newark Boro.	1,923
Clinton Town	1,910
Folsom Boro.	1,892
Oldmans Twp.	1,847
Hamburg Boro.	1,832
Sea Bright Boro.	1,812
Downe Twp.	1,803
Seaside Heights Boro.	1,802
Pine Beach Boro.	1,796
Seaside Park Boro.	1,795
Winfield Twp.	1,785
Mannington Twp.	1,740
Greenwich Twp. (War.)	1,738
Liberty Twp.	1,730

MUNICIPALITY	POPULATION
Beach Haven Boro.	1,714
Oxford Twp.	1,659
Lafayette Twp.	1,614
Hampton Boro.	1,614
Chesilhurst Boro.	1,590
Island Heights Boro.	1,575
Frenchtown Boro.	1,573
Surf City Boro.	1,571
Elmer Boro.	1,569
South Belmar Boro.	1,566
Newfield Boro.	1,563
Alpine Boro.	1,549
Lower Alloways Creek Twp.	1,547
South Harrison Twp.	1,486
Sandyston Twp.	1,485
Hope Twp.	1,468
Frelinghuysen Twp.	1,435
Chester Boro.	1,433
Ship Bottom Boro.	1,427
Ocean Gate Boro.	1,385
Milford Boro.	1,368
Stow Creek Twp.	1,365
Farmingdale Boro.	1,348
Bass River Twp.	1,344
Bay Head Boro.	1,340
Elsinboro Twp.	1,290
Audubon Park Boro.	1,274
Weymouth Twp.	1,260
Hi-Nella Boro.	1,250
Longport Boro.	1,249
Pemberton Boro.	1,198
Stone Harbor Boro.	1,187
Woolwich Twp.	1,129
West Cape May Boro.	1,091
Victory Gardens Boro.	1,043
Interlaken Boro.	1,037
Califon Boro.	1,023
Eagleswood Twp.	1,009
Shrewsbury Twp.	995
Englishtown Boro.	976

MUNICIPALITY	POPULATION
Greenwich Twp. (Cum.)	973
Helmetta Boro.	955
Hardwick Twp.	947
Allenhurst Boro.	912
Andover Boro.	892
Branchville Boro.	870
Bloomsbury Boro.	864
Estell Manor City	848
Port Republic City	837
Roosevelt Boro.	835
Glen Gardner Boro.	834
Lebanon Boro.	820
Washington Twp. (Burl.)	808
Rocky Hill Boro.	717
Far Hills Boro.	677
Stockton Boro.	643
Barnegat Light Boro.	619
Shiloh Boro.	604
Fieldsboro Boro.	597
Millstone Boro.	530
Mantoloking Boro.	433
Loch Arbour Village	369
Harvey Cedars Boro.	363
West Wildwood Boro.	360
Cape May Point Boro.	255
Corbin City	254
Rockleigh Boro.	192
Walpack Twp.	150
Pahaquarry Twp.	26
Pine Valley Boro.	23
Teterboro Boro.	19
Tavistock Boro.	9

0100

Population 1970 175,770
Population 1980 194,119
S & P Rating
Moody Rating A
Land Area 566.97 Sq. Miles

Net Valuation Taxable
3,344,935,457
Net Valuation on Which County Taxes are apportioned:
4,390,872,680

ATLANTIC COUNTY — Class 5
Form of Government:
County Exec. Plan — (O.C.C.L. — 1972)
Number of Freeholders on Board — 9

PER CAPITA:

Gross Debt	176.95
Net Debt	175.43
Debt Service	10.60
Total Tax Levy	127.02
County Functions:	299.49

PER CENT:

Gross Debt	.83
Net Debt	.83

EXPENDITURES	
GENERAL GOVERNMENT	
Governing Body and Public Boards	435,703.81
County Clerk	501,131.00
Financial Administration	357,060.00
Board of Taxation	63,957.00
Planning, Housing, Development	478,901.00
Human Resources	1,720,281.59
Elections	390,099.00
General Administration	2,571,882.03
JUDICIARY	
Superior Court-Law Division	466,530.00
County Courts	244,222.00
County District Courts	
Juvenile and Domestic Relations Courts	230,802.00
Jury Commission and Jurors' Fees	8,000.00
Law Library	
Prosecutor's Office	1,574,359.00
Surrogate's Office	103,159.00
Probation Office	747,830.00
County Clerk (Judicial Functions)	190,704.00
Sheriff's Office (Judicial Functions)	267,217.00
Other Judicial	
PUBLIC SAFETY	
County Police	302,198.00
Sheriff's Office	963,358.00
Civil Defense and Disaster Control	
Environmental Inspection and Control	
Weights and Measures	
Correctional and Penal	1,217,312.00
Other Public Safety	5,000.00
PUBLIC WORKS	
Roads and Bridges, Streets, Drainage	
State Aid Motor Vehicle Fund	
County Funds	2,464,532.00
Other Roads and Bridges	
Public Buildings and Grounds	2,389,753.36
Other Public Works	1,099,522.00
HEALTH AND WELFARE	
County Health Department	
Mental Health Activities	2,602,500.00
Tubercular Patient Care	
County Hospitals, Homes	3,305,822.00
County Aid to Hospitals	100,000.00
Health Clinics	
Mosquito Extermination	
Health Services Except Environmental	176,491.89
County Welfare Board	4,304,394.00
Child Welfare	468,346.13
Other Welfare Services	
RECREATION AND CONSERVATION	
Parks, Playgrounds, Shade Trees	
Land Reclamation and Conservation	287,161.00
Other Recreational Services	

EXPENDITURES (cont'd.)	
EDUCATION (excluding schools)	
County Superintendent of Schools	97,188.00
Vocational Schools	1,387,000.00
County College	2,000,000.00
County Extension Services	111,540.00
Libraries	110,000.00
Other Educational Services	31,000.00
STATUTORY EXPENDITURES	
Pensions and F.I.C.A.	1,647,138.00
Employee Fringe Benefits	600,000.00
Other Statutory Expenditures	10,000.00
Ceta & Other Public Employment Programs	10,410,067.35
COUNTY FUNCTIONS TOTAL	46,442,242.16
CAPITAL IMPROVEMENTS *MEMO	886,000.00
DEBT SERVICE	
Principal Payments	701,000.00
Interest Payments	1,467,147.55
DEFERRED CHARGES	21,805.00
RESERVE FOR UNCOLLECTED TAXES	
EXPENDITURES TOTAL	48,632,194.71

CAPITAL DEBT AUTHORIZED, DECEMBER 31, ISSUED AND UNISSUED	GROSS DEBT	NET DEBT
School		
Self-liquidating		
Other	34,349,500	34,054,928
Total	34,349,500	34,054,928
ISSUED AND OUTSTANDING		
School		
Self-liquidating		
Other		33,544,500.00
Total		33,544,500.00
Equalized Valuation Basis for Net Debt Computation		4,120,095,839.33
CAPITAL OUTLAY TOTAL		5,681,503.27
Public Enterprises		
Recreation—Culture		
Public Works		1,812,193.11
Buildings and Grounds		1,787,307.81
Library and Education		2,082,002.35
Conservation		
All Other		

REVENUES REALIZED	
Property Taxes	24,657,277.97
Financial Business Tax	9,643.99
Franchise Tax	
Bonk Corp. Tax	207,919.99
Other Miscellaneous Taxes	
State Aid Revenues	2,124,961.82
Federal Aid Revenues	10,291,611.47
State and Local Fiscal Assistance Act Utilized	1,619,550.36
Institutional Revenues	2,914,751.18
Courts	121,215.45
County Clerk & Register	934,824.69
Surrogate	101,036.31
Sheriff	136,950.49
Other Miscellaneous Revenues	5,279,525.97
Other Revenues, Revenue Sharing, Tax Effort	
TOTAL	48,399,269.69
Prior Years Surplus Appropriated	3,400,000.00
REVENUES TOTAL	51,799,269.69

CURRENT FINANCES DECEMBER 31, ASSETS	
Cash Dec. 31,	10,118,763.81
Taxes Receivable	333,447.97
Emergencies and Other Deferred Charges	
State Aid Receivable	
Other Receivable	879,777.01
TOTAL	11,331,988.79
LIABILITIES RESERVES, AND SURPLUS	
Cash Liabilities	3,715,890.47
Reserves For Receivables	1,016,892.98
Surplus Dec. 31,	6,599,205.34
TOTAL	11,331,988.79

COUNTY Atlantic

COUNTY SEAT Mays Landing

Form of Government:* Board of Chosen Freeholders 9 Members

Number of Constituent Municipalities 23

Population Census 1970 175,770

Population Estimated 1980 194,119

Land Area – Square Miles 566.97

Net Valuation on which County Taxes are Apportioned $4,390,872,680

Tax Rate per $100 $.562

Tax Levy $24,657,277.97

Distribution of Ratables:

Class	Line Items	Assessed Valuation	% of Valuation
Vacant Land	42,276	389,407,560	11.86
Residential	58,636	1,832,339,945	55.81
Farm	2,518	36,482,109	1.11
Commercial	5,083	849,852,815 ✓	25.89
Industrial	168	36,936,513	1.13
Apartments	640	138,008,830	4.20
TOTAL	109,321	3,283,027,772	100.00

Bond Ratings:

Moody's A

Standard & Poor's

**County Executive Plan – Optional County Charter Law-1972*



ATLANTIC COUNTY



0200

Population 1970 898,850
Population 1980 845,385
S & P Rating
Moody Rating AAA
Land Area 234.57 Sq. Miles

Net Valuation Taxable
19,427,320,823
Net Valuation on Which County Taxes are apportioned:
22,346,095,351

BERGEN COUNTY — Class 1

Form of Government:
Board of Chosen Freeholders
Number of Freeholders on Board — 9

PER CAPITA:

Gross Debt	151.71
Net Debt	151.71
Debt Service	15.33
Total Tax Levy	95.14
County Functions:	197.35

PER CENT:

Gross Debt	.60
Net Debt	.60

EXPENDITURES	
GENERAL GOVERNMENT	
Governing Body and Public Boards	756,102.00
County Clerk	962,291.00
Financial Administration	519,340.53
Board of Taxation	235,206.00
Planning, Housing, Development	1,311,119.43
Human Resources	2,558,291.69
Elections	1,686,370.00
General Administration	10,248,859.11
JUDICIARY	
Superior Court-Law Division	
County Courts	2,826,135.00
County District Courts	
Juvenile and Domestic Relations Courts	473,566.00
Jury Commission and Jurors' Fees	348,042.00
Law Library	61,934.00
Prosecutor's Office	3,344,513.00
Surrogate's Office	389,568.00
Probation Office	2,431,378.00
County Clerk (Judicial Functions)	
Sheriff's Office (Judicial Functions)	
Other Judicial	625,454.00
PUBLIC SAFETY	
County Police	3,639,243.00
Sheriff's Office	2,411,313.00
Civil Defense and Disaster Control	48,905.00
Environmental Inspection and Control	16,900.00
Weights and Measures	144,546.00
Correctional and Penal	3,236,671.00
Other Public Safety	675,989.00
PUBLIC WORKS	
Roads and Bridges, Streets, Drainage	23,000.00
State Aid Motor Vehicle Fund	
County Funds	4,043,751.00
Other Roods and Bridges	
Public Buildings and Grounds	
Other Public Works	1,361,375.00
HEALTH AND WELFARE	
County Health Department	835,741.00
Mental Health Activities	6,883,724.00
Tubercular Potient Care	
County Hospitals, Homes	33,543,955.01
County Aid to Hospitals	
Health Clinics	4,522.00
Mosquito Extermination	908,681.00
Health Services Except Environmental	1,074,627.46
County Welfare Board	3,528,913.00
Child Welfare	770,242.00
Other Welfare Services	2,036,655.00
RECREATION AND CONSERVATION	
Parks, Playgrounds, Shade Trees	6,431,807.09
Land Reclamation and Conservation	28,964.13
Other Recreational Services	118,013.36

EXPENDITURES (cont'd.)		
EDUCATION (excluding schools)		
County Superintendent of Schools		142,522.00
Vocational Schools		6,553,000.00
County College		5,437,185.00
County Extension Services		99,322.00
Libraries		
Other Educational Services		1,491,404.50
STATUTORY EXPENDITURES		
Pensions and F.I.C.A.		8,317,646.72
Employee Fringe Benefits		2,978,634.00
Other Statutory Expenditures		314,461.83
Ceta & Other Public Employment Progroms		27,866,436.35
COUNTY FUNCTIONS	TOTAL	153,746,320.21
CAPITAL IMPROVEMENTS	*MEMO	1,200,000.00
DEBT SERVICE		
Principal Payments		7,698,000.00
Interest Payments		5,259,574.21
DEFERRED CHARGES		137,029.82
RESERVE FOR UNCOLLECTED TAXES		
EXPENDITURES	TOTAL	166,840,924.24

CAPITAL DEBT AUTHORIZED, DECEMBER 31,		
ISSUED AND UNISSUED	GROSS DEBT	NET DEBT
School		
Self-liquidating		
Other	128,252,335	128,252,335
Total	128,252,335	128,252,335
ISSUED AND OUTSTANDING		
School		
Self-liquidating		
Other		98,628,000.00
Total		98,628,000.00
Equolized Valuation Basis for Net Debt Computotion		21,320,688,639.00
CAPITAL OUTLAY	TOTAL	9,834,608.24
Public Enterprises		
Recreation—Culture		829,304.09
Public Works		5,858,867.87
Buildings and Grounds		2,972,187.35
Library and Educotion		174,248.93
Conservotion		
All Other		

REVENUES REALIZED	
Property Taxes	80,432,000.00
Finoncial Business Tax	67,731.80
Franchise Tax	15,415.98
Bank Corp. Tax	1,080,379.28
Other Miscellaneous Taxes	
State Aid Revenues	7,559,647.44
Federal Aid Revenues	28,760,742.39
State and Local Fiscal Assistonce Act Utilized	2,936,297.01
Institutional Revenues	1,031,913.00
Courts	923,764.72
County Clerk & Register	806,053.97
Surrogate	350,403.03
Sheriff	409,925.20
Other Miscellaneous Revenues	38,418,342.84
Other Revenues, Revenue Sharing, Tax Effort	
TOTAL	162,792,616.66
Prior Years Surplus Appropriated	7,561,000.00
REVENUES TOTAL	170,353,616.66

CURRENT FINANCES DECEMBER 31,	
ASSETS	
Cash Dec. 31,	15,763,133.50
Taxes Receivable	341,614.18
Emergencies and Other Deferred Charges	327,000.00
State Aid Receivoble	5,903.00
Other Receivable	275,104.97
TOTAL	16,712,755.65
LIABILITIES RESERVES, AND SURPLUS	
Cash Liabilities	11,217,572.38
Reserves For Receivables	399,578.66
Surplus Dec. 31,	5,095,604.61
TOTAL	16,712,755.65

COUNTY Bergen

COUNTY SEAT Hackensack City

Form of Government: Board of Chosen Freeholders 9 Members

Number of Constituent Municipalities 70

Population Census 1970 898,850

Population Estimated 1980 845,385

Land Area – Square Miles 234.45

Net Valuation on which County Taxes are Apportioned $22,346,095,351

Tax Rate per $100 $.360

Tax Levy $80,432,000.00

Distribution of Ratables:

Class	Line Items	Assessed Valuation	% of Valuation
Vacant Land	11,639	460,444,961	2.40
Residential	206,499 ✓	13,070,915,315	68.07
Farm	355	17,785,965	.09
Commercial	10,039 ✓	2,535,811,683	13.21
Industrial	2,915	1,985,593,095	10.34
Apartments	1,690	1,131,009,847	5.89
TOTAL	233,137	19,201,560,866	100.00

Bond Ratings:

Moody's AAA

Standard & Poor's

BERGEN COUNTY

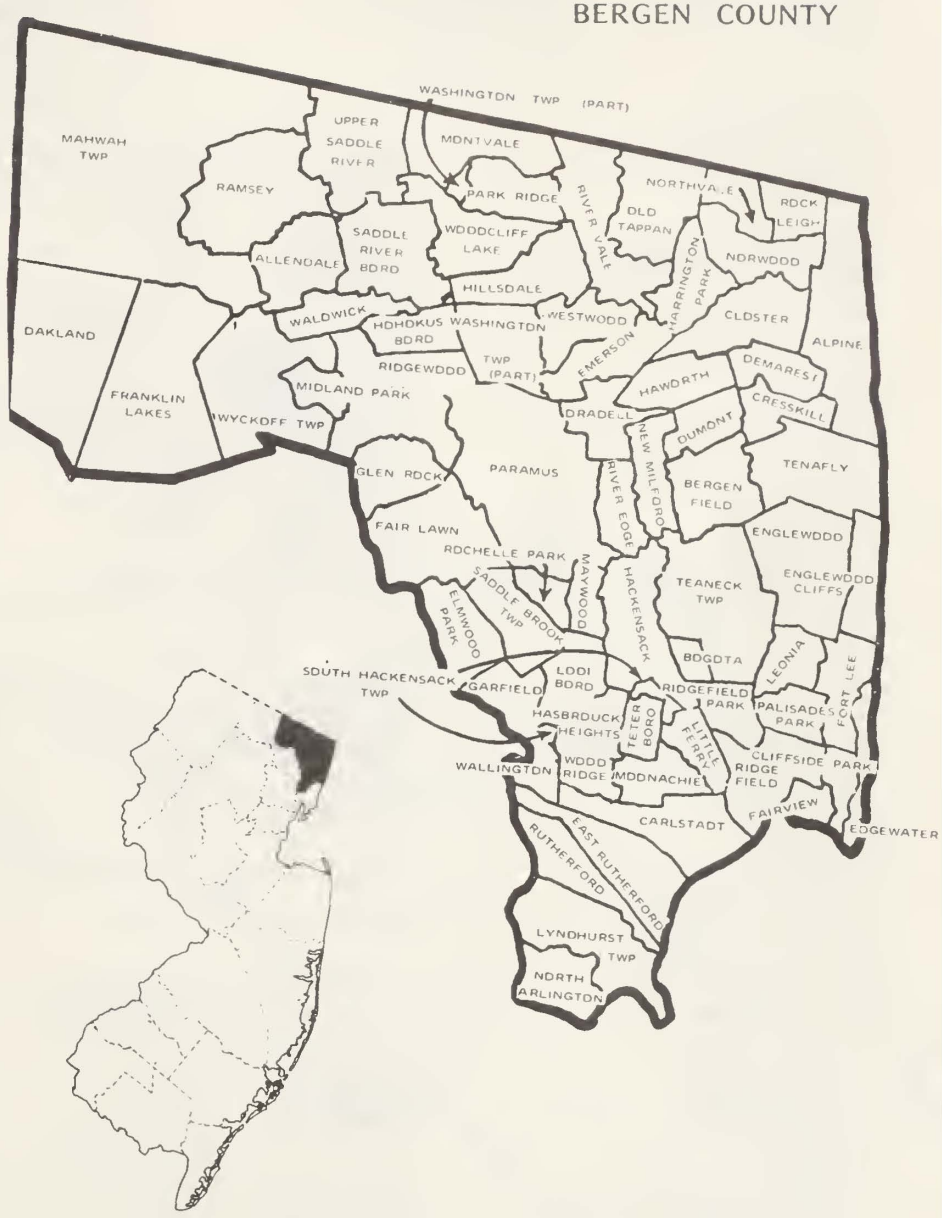

Population 1970 324,625
Population 1980 362,542
S & P Rating AA
Moody Rating AA
Land Area 817.64 Sq. Miles

Net Valuation Taxable
4,598,552,923
Net Valuation on Which County Taxes ore opportioned:
5,393,032,660

BURLINGTON COUNTY — Class 2
Form of Government:
Board of Chosen Freeholders
Number of Freeholders on Board — 5

Gross Debt	170.45	Gross Debt	1.22
Net Debt	169.55	Net Debt	1.21
Debt Service	7.66		
Total Tax Levy	90.47		
County Functions:	150.46		

EXPENDITURES	
GENERAL GOVERNMENT	
Governing Body and Public Boards	142,724.00
County Clerk	406,139.00
Financial Administration	464,361.00
Board of Toxotion	75,362.00
Plonning, Housing, Development	234,440.00
Human Resources	835,058.59
Elections	398,748.00
General Administration	1,668,597.80
JUDICIARY	
Superior Court-Law Division	238,378.00
County Courts	88,651.00
County District Courts	154,765.00
Juvenile and Domestic Relations Courts	53,466.00
Jury Commission and Jurors' Fees	88,456.00
Law Library	12,000.00
Prosecutor's Office	1,235,353.00
Surrogate's Office	107,156.00
Probation Office	1,480,640.00
County Clerk (Judicial Functions)	230,747.00
Sheriff's Office (Judicial Functions)	289,606.00
Other Judicial	
PUBLIC SAFETY	
County Police	179,892.00
Sheriff's Office	477,609.00
Civil Defense and Disaster Control	493,544.00
Environmentol Inspection and Control	26,000.00
Weights and Measures	60,607.00
Correctionol and Penal	2,340,299.00
Other Public Safety	509,920.00
PUBLIC WORKS	
Roads and Bridges, Streets, Droinoge	45,000.00
State Aid Motor Vehicle Fund	
County Funds	3,600,048.95
Other Roads and Bridges	
Public Buildings and Grounds	1,368,262.00
Other Public Works	4,500.00
HEALTH AND WELFARE	
County Health Department	1,309,397.00
Mental Health Activities	4,224,338.00
Tubercular Patient Care	31,068.00
County Hospitals, Homes	1,980,602.00
County Aid to Hospitals	529,500.25
Health Clinics	
Mosquito Extermination	484,682.00
Health Services Except Environmental	488,880.00
County Welfare Board	3,838,159.46
Child Welfare	405,000.00
Other Welfore Services	265,444.00
RECREATION AND CONSERVATION	
Parks, Playgrounds, Shade Trees	33,000.00
Lond Reclamotion and Conservation	8,500.00
Other Recreotional Services	1,000.00

EXPENDITURES (cont'd.)		
EDUCATION (excluding schools)		
County Superintendent of Schools		123,834.00
Vocational Schools		3,465,663.00
County College		3,117,786.00
County Extension Services		110,912.00
Librories		
Other Educational Services		722,395.00
STATUTORY EXPENDITURES		
Pensions and F.I.C.A.		2,087,034.28
Employee Fringe Benefits		960,000.00
Other Statutory Expenditures		100,000.00
Ceta & Other Public Employment Programs		10,023,209.00
COUNTY FUNCTIONS	TOTAL	51,620,734.33
CAPITAL IMPROVEMENTS	*MEMO	666,098.61
DEBT SERVICE		
Principal Poyments		1,401,000.00
Interest Payments		1,374,388.95
DEFERRED CHARGES		152,569.29
RESERVE FOR UNCOLLECTED TAXES		
EXPENDITURES	TOTAL	54,548,692.57

CAPITAL DEBT AUTHORIZED, DECEMBER 31,		
ISSUED AND UNISSUED	GROSS DEBT	NET DEBT
School		
Self-liquidating		
Other	61,796,757	61,470,329
Totol	61,796,757	61,470,329
ISSUED AND OUTSTANDING		
School		
Self-liquidating		
Other		35,240,000.00
Total		35,240,000.00
Equalized Valuotion Basis for Net Debt Computation		5,083,654,867.33
CAPITAL OUTLAY	TOTAL	20,400,608.69
Public Enterprises		
Recreation—Culture		185,155.74
Public Works		2,617,282.86
Buildings and Grounds		4,152,523.57
Library ond Education		13,445,646.52
Conservotion		
All Other		

REVENUES REALIZED	
Property Taxes	32,797,592.66
Financial Business Tax	54,638.01
Franchise Tox	
Bank Corp. Tax	212,685.38
Other Miscellaneous Toxes	
State Aid Revenues	3,015,378.24
Federal Aid Revenues	10,204,239.13
State and Local Fiscal Assistance Act Utilized	2,012,125.73
Institutionol Revenues	2,579,919.55
Courts	101,976.25
County Clerk & Register	958,389.31
Surrogate	102,857.23
Sheriff	202,873.03
Other Miscellaneous Revenues	3,546,015.63
Other Revenues, Revenue Sharing, Tax Effort	
TOTAL	55,788,690.15
Prior Years Surplus Appropriated	2,800,000.00
REVENUES TOTAL	58,588,690.15

CURRENT FINANCES DECEMBER 31,	
ASSETS	
Cash Dec. 31,	10,861,970.06
Toxes Receivoble	
Emergencies and Other Deferred Charges	
Stote Aid Receivable	155,105.39
Other Receivable	527,808.19
TOTAL	11,544,883.64
LIABILITIES RESERVES, AND SURPLUS	
Cash Liobilities	5,059,054.86
Reserves For Receivobles	404,098.39
Surplus Dec. 31,	6,081,730.39
TOTAL	11,544,883.64

COUNTY Burlington

COUNTY SEAT Mount Holly Township

Form of Government: Board of Chosen Freeholders 5 Members

Number of Constituent Municipalities 40

Population Census 1970 324,625

Population Estimated 1980 362,542

Land Area – Square Miles 817.64

Net Valuation on which County Taxes are Apportioned $5,393,032,660

Tax Rate per $100 $.608

Tax Levy $32,797,592.66

Distribution of Ratables:

Class	Line Items	Assessed Valuation	% of Valuation
Vacant Land	22,221	251,397,863	5.56
Residential	87,835 ✓	3,198,080,179 ✓	70.72
Farm	5,196	110,577,009	2.44
Commercial	3,934	560,542,724	12.40
Industrial	526	241,963,656	5,35
Apartments	309	159,574,010	3.53
TOTAL	120,021 ✓	4,522,135,441	100.00

Bond Ratings:

Moody's AA

Standard & Poor's AA



BURLINGTON COUNTY



0400

Papulation 1970 457,680
Papulation 1980 471,650
S & P Rating A
Maady Rating A-1
Land Area 222.01 Sq. Miles

Net Valuatian Taxable
5,161,471,427
Net Valuatian an Which County Taxes are apportianed:
6,270,253,505

CAMDEN COUNTY — Class 2

Form of Government:
Board of Chosen Freeholders
Number of Freeholders on Board — 7

PER CAPITA:

Grass Debt	205.32
Net Debt	205.24
Debt Service	14.90
Tatal Tax Levy	146.92
Canty Functians:	260.46

PER CENT:

Grass Debt	1.62
Net Debt	1.62

EXPENDITURES	
GENERAL GOVERNMENT	
Gaverning Body and Public Baards	435,045.00
Canty Clerk	1,359,250.00
Financial Administratian	519,363.00
Baard af Taxatian	135,243.00
Planning, Hausing, Develapment	455,726.00
Human Resaurces	2,112,793.31
Electians	1,139,286.00
General Administratian	10,482,747.34
JUDICIARY	
Superiar Caurt-Law Divisian	405,736.00
Canty Caurts	4,910,851.00
Canty District Caurts	396,147.00
Juvenile and Damestic Relatians Courts	345,604.00
Jury Cammissian and Jurars' Fees	228,351.00
Law Library	15,000.00
Prasecutar's Office	3,353,977.00
Surragate's Office	215,563.00
Probation Office	2,831,651.00
Canty Clerk (Judicial Functians)	589,508.00
Sheriff's Office (Judicial Functians)	980,713.00
Other Judicial	
PUBLIC SAFETY	
Canty Police	892,870.00
Sheriff's Office	922,231.00
Civil Defense and Disaster Cantral	83,110.00
Enviranmental Inspection and Cantral	16,500.00
Weights and Measures	99,161.00
Carrectianal and Penal	4,040,727.00
Other Public Safety	327,573.00
PUBLIC WORKS	
Raads and Bridges, Streets, Drainage	
State Aid Matar Vehicle Fund	
Canty Funds	4,348,175.00
Other Raads and Bridges	
Public Buildings and Grounds	4,768,081.00
Other Public Warks	287,238.00
HEALTH AND WELFARE	
County Health Department	208,388.00
Mental Health Activities	11,119,474.00
Tubercular Patient Care	13,886.00
Canty Haspitals, Homes	1,731,461.00
Canty Aid ta Haspitals	
Health Clinics	229,775.00
Masquita Extermination	520,039.00
Health Services Except Environmental	8,927,934.68
County Welfare Baard	7,647,288.00
Child Welfare	1,917,143.73
Other Welfare Services	1,093,034.00
RECREATION AND CONSERVATION	
Parks, Ploygraunds, Shade Trees	6,936,350.00
Land Reclamatian and Conservatian	74,888.00
Other Recreatianal Services	

EXPENDITURES (cant'd.)	
EDUCATION (excluding schaals)	
Canty Superintendent af Schaals	88,449.00
Vacatianal Schaals	3,871,555.00
Canty College	3,245,698.00
Canty Extension Services	202,117.00
Libraries	
Other Educatianal Services	228,633.00
STATUTORY EXPENDITURES	
Pensions and F.I.C.A.	6,593,449.51
Emplayee Fringe Benefits	2,769,000.00
Other Statutary Expenditures	273,540.00
Ceta & Other Public Emplayment Pragroms	11,012,482.00
COUNTY FUNCTIONS TOTAL	115,402,845.57
CAPITAL IMPROVEMENTS *MEMO	250,000.00
DEBT SERVICE	
Principal Payments	3,600,000.00
Interest Payments	3,428,810.30
DEFERRED CHARGES	415,106.79
RESERVE FOR UNCOLLECTED TAXES	
EXPENDITURES TOTAL	122,846,762.66

CAPITAL DEBT AUTHORIZED, DECEMBER 31, ISSUED AND UNISSUED	GROSS DEBT	NET DEBT
Schaal		
Self-liquidating		
Other	96,837,397	96,803,430
Total	96,837,397	96,803,430
ISSUED AND OUTSTANDING		
School		
Self-liquidating		
Other		71,908,430.00
Total		71,908,430.00
Equalized Valuation Basis for Net Debt Computation		5,969,702,361.00
CAPITAL OUTLAY TOTAL		5,067,068.14
Public Enterprises		
Recreatian—Culture		
Public Works		3,168,149.88
Buildings and Grounds		1,898,724.66
Library and Educatian		193.60
Canservation		
All Other		

REVENUES REALIZED	
Praperty Taxes	69,295,977.16
Financial Business Tax	99,731.28
Franchise Tax	
Bank Carp. Tax	345,676.23
Other Miscellaneous Taxes	
State Aid Revenues	8,267,472.18
Federal Aid Revenues	11,318,594.97
State and Local Fiscal Assistance Act Utilized	4,984,970.86
Institutianal Revenues	7,497,147.50
Caurts	288,814.43
Canty Clerk & Register	1,147,397.19
Surragate	138,284.07
Sheriff	388,999.52
Other Miscellaneaus Revenues	8,883,717.70
Other Revenues, Revenue Sharing, Tax Effort	
TOTAL	112,656,783.09
Priar Yeors Surplus Appropriated	7,250,000.00
REVENUES TOTAL	119,906,783.09

CURRENT FINANCES DECEMBER 31, ASSETS	
Cash Dec. 31,	6,532,623.68
Taxes Receivable	1,308,067.27
Emergencies and Other Deferred Charges	1,841,724.00
State Aid Receivable	87,993.98
Other Receivable	1,494,510.69
TOTAL	11,264,919.62
LIABILITIES RESERVES, AND SURPLUS	
Cash Liabilities	7,645,932.32
Reserves For Receivables	2,194,810.23
Surplus Dec. 31,	1,424,177.07
TOTAL	11,264,919.62

COUNTY Camden

COUNTY SEAT Camden City

Form of Government: Board of Chosen Freeholders 7 Members

Number of Constituent Municipalities 37

Population Census 1970 457,680

Population Estimated 1980 471,650

Land Area – Square Miles 222.01

Net Valuation on which County Taxes are Apportioned $6,270,233,505

Tax Rate per $100 $1.105

Tax Levy $69,295,977.17

Distribution of Ratables:

Class	Line Items	Assessed Valuation	% of Valuation
Vacant Land	20,296	194,674,713	3.85
Residential	124,133	3,367,137,208	66.67
Farm	1,302	25,986,212	.51
Commercial	7,176	921,743,492	18.25
Industrial	655	243,308,891	4.82
Apartments	613	297,969,015	5.90
TOTAL	154,175	5,050,819,531	100.00

Bond Ratings:

Moody's A-1

Standard & Poor's A

CAMDEN COUNTY



0500

Population 1970 59,785
Population 1980 82,266
S & P Rating
Moody Rating A
Land Area 263.08 Sq. Miles

Net Valuation Taxable
2,724,044,192
Net Valuation on Which County Taxes are apportioned:
3,497,652,677

CAPE MAY COUNTY — Class 6

Form of Government:
Board of Chosen Freeholders
Number of Freeholders on Board — 5

PER CAPITA:		PER CENT:	
Gross Debt	640.59	Gross Debt	1.58
Net Debt	206.09	Net Debt	.51
Debt Service	17.71		
Total Tax Levy	187.56		
County Functions:	341.33		

EXPENDITURES	
GENERAL GOVERNMENT	
Governing Body and Public Boards	639,299.22
County Clerk	156,794.00
Financial Administration	230,756.00
Board of Taxation	79,825.00
Planning, Housing, Development	314,052.95
Human Resources	867,393.49
Elections	283,381.00
General Administration	1,173,646.00
JUDICIARY	
Superior Court-Law Division	23,109.00
County Courts	164,167.00
County District Courts	35,590.00
Juvenile and Domestic Relations Courts	120,687.00
Jury Commission and Jurors' Fees	15,862.00
Law Library	7,000.00
Prosecutor's Office	628,513.00
Surrogate's Office	99,472.00
Probation Office	601,803.00
County Clerk (Judicial Functions)	110,349.00
Sheriff's Office (Judicial Functions)	125,140.00
Other Judiciol	
PUBLIC SAFETY	
County Police	150,365.25
Sheriff's Office	119,721.00
Civil Defense and Disaster Control	68,415.00
Environmental Inspection and Control	
Weights and Measures	51,179.00
Correctional and Penal	1,472,428.00
Other Public Safety	12,000.00
PUBLIC WORKS	
Roads and Bridges, Streets, Drainage	124,151.00
State Aid Motor Vehicle Fund	
County Funds	1,919,703.00
Other Roads and Bridges	
Public Buildings and Grounds	947,336.00
Other Public Works	791,702.72
HEALTH AND WELFARE	
County Health Department	876,372.00
Mental Health Activities	674,172.37
Tubercular Patient Care	
County Hospitals, Homes	
County Aid to Hospitals	7,500.00
Health Clinics	
Mosquito Extermination	637,726.66
Health Services Except Environmental	133,046.48
County Welfare Board	928,868.05
Child Welfare	124,200.00
Other Welfare Services	2,425,006.62
RECREATION AND CONSERVATION	
Parks, Playgrounds, Shade Trees	292,600.00
Land Reclamation and Conservation	4,000.00
Other Recreational Services	

EXPENDITURES (cont'd.)		
EDUCATION (excluding schools)		
County Superintendent of Schools		73,549.00
Vocational Schools		985,180.00
County College		
County Extension Services		153,767.00
Libraries		
Other Educational Services		437,183.81
STATUTORY EXPENDITURES		
Pensions and F.I.C.A.		1,459,000.00
Employee Fringe Benefits		685,000.00
Other Statutory Expenditures		85,200.00
Ceta & Other Public Employment Programs		5,042,844.14
COUNTY FUNCTIONS	TOTAL	26,358,556.76
CAPITAL IMPROVEMENTS	*MEMO	100,000.00
DEBT SERVICE		
Principal Payments		550,000.00
Interest Payments		906,837.50
DEFERRED CHARGES		264,139.85
RESERVE FOR UNCOLLECTED TAXES		
EXPENDITURES	TOTAL	28,079,534.11

CAPITAL DEBT AUTHORIZED, DECEMBER 31, ISSUED AND UNISSUED	GROSS DEBT	NET DEBT
School		
Self-liquidating		
Other	52,698,554	16,954,383
Total	52,698,554	16,954,383

ISSUED AND OUTSTANDING	
School	
Self-liquidating	
Other	52,234,200.00
Total	52,234,200.00
Equalized Valuation Basis for Net Debt Computation	3,341,914,117.33

CAPITAL OUTLAY	TOTAL	2,443,147.45
Public Enterprises		
Recreation—Culture		
Public Works		471,589.49
Buildings and Grounds		1,135,012.40
Library and Education		836,545.56
Conservation		
All Other		

REVENUES REALIZED	
Property Taxes	15,429,821.26
Financial Business Tax	
Franchise Tax	
Bank Corp. Tax	89,834.92
Other Miscellaneous Taxes	
Stote Aid Revenues	770,655.33
Federal Aid Revenues	3,547,549.00
State and Local Fiscal Assistance Act Utilized	650,208.71
Institutional Revenues	123,670.78
Courts	88,560.82
County Clerk & Register	598,121.92
Surrogate	57,354.70
Sheriff	72,383.47
Other Miscellaneous Revenues	4,828,790.00
Other Revenues, Revenue Sharing, Tox Effort	
TOTAL	26,256,950.91
Priar Years Surplus Appropriated	3,440,000.00
REVENUES TOTAL	29,696,950.91

CURRENT FINANCES DECEMBER 31, ASSETS	
Cash Dec. 31,	3,054,330.25
Taxes Receivable	119,368.68
Emergencies and Other Deferred Charges	639.84
State Aid Receivable	125,000.00
Other Receivable	484,676.89
TOTAL	3,784,015.66
LIABILITIES RESERVES, AND SURPLUS	
Cash Liabilities	1,475,735.94
Reserves Far Receivables	491,264.67
Surplus Dec. 31,	1,817,015.05
TOTAL	3,784,015.66

COUNTY Cape May

COUNTY SEAT Cape May Courthouse

Form of Government: Board of Chosen Freeholders 5 Members

Number of Constituent Municipalities 16

Population Census 1970 59,785

Population Estimated 1980 82,266

Land Area – Square Miles 263.08

Net Valuation on which County Taxes are Apportioned $3,497,652,677

Tax Rate per $100 $.441

Tax Levy $15,429,821.26

Distribution of Ratables:

Class	Line Items	Assessed Valuation	% of Valuation
Vacant Land	17,916	164,906,963	6.12
Residential	48,692	1,942,491,591	72.09
Farm	819	12,298,590	.46
Commercial	3,083	428,719,961	15.91
Industrial	49	15,337,770	.57
Apartments	1,094	130,764,685	4.85
TOTAL	71,653	2,694,519.560	100.00

Bond Ratings:

Moody's A

Standard & Poor's



CAPE MAY COUNTY



0600

Population 1970 21,810
Population 1980 132,866
S & P Rating A
Moody Rating A-1
Land Areo 504.35 Sq. Miles

Net Valuation Taxable
1,261,913,264
Net Valuation on Which County Taxes are apportioned:
1,505,842,552

CUMBERLAND COUNTY — Class 3

Form of Government:
Board of Chosen Freeholders
Number of Freeholders on Board — 7

PER CAPITA:		PER CENT:	
Gross Debt	116.58	Gross Debt	1.12
Net Debt	109.95	Net Debt	1.06
Debt Service	11.53		
Totol Tax Levy	109.03		
County Functians:	253.12		

EXPENDITURES	
GENERAL GOVERNMENT	
Governing Body and Public Boards	451,155.16
County Clerk	252,884.00
Financial Administration	308,036.50
Board of Taxation	28,058.00
Planning, Housing, Development	222,928.00
Human Resources	543,576.69
Elections	183,237.00
General Administration	854,278.66
JUDICIARY	
Superior Court-Law Division	44,000.00
County Courts	282,953.00
County District Courts	
Juvenile and Domestic Relations Courts	30,329.00
Jury Commission and Jurors' Fees	90,153.00
Law Library	12,450.00
Prosecutor's Office	361,518.00
Surrogate's Office	105,156.00
Probation Office	448,029.00
County Clerk (Judicial Functions)	130,014.00
Sheriff's Office (Judicial Functions)	96,389.00
Other Judicial	
PUBLIC SAFETY	
County Police	180,666.00
Sheriff's Office	415,015.00
Civil Defense and Disaster Control	27,155.00
Environmental Inspection and Control	
Weights and Measures	72,534.00
Correctional and Penal	1,702,655.00
Other Public Safety	2,000.00
PUBLIC WORKS	
Roads and Bridges, Streets, Drainage	348,200.00
State Aid Motor Vehicle Fund	
County Funds	1,366,041.00
Other Roads and Bridges	
Public Buildings and Grounds	636,895.00
Other Public Works	329,413.00
HEALTH AND WELFARE	
County Health Department	60,406.00
Mental Health Activities	3,434,590.00
Tubercular Patient Care	
County Hospitals, Homes	3,115,582.00
County Aid to Hospitals	140,000.00
Health Clinics	30,984.00
Mosquito Extermination	297,960.00
Health Services Except Environmental	523,261.56
County Welfare Board	3,114,706.00
Child Welfare	271,384.86
Other Welfare Services	218,135.00
RECREATION AND CONSERVATION	
Parks, Playgrounds, Shade Trees	
Land Reclamation and Conservation	8,500.00
Other Recreational Services	50,805.00

EXPENDITURES (cont'd.)		
EDUCATION (excluding schools)		
County Superintendent of Schools		92,661.00
Vocational Schools		297,180.00
County College		878,793.00
County Extension Services		199,805.00
Libraries		241,883.00
Other Educational Services		87,320.00
STATUTORY EXPENDITURES		
Pensions and F.I.C.A.		1,191,974.55
Employee Fringe Benefits		587,600.75
Other Statutory Expenditures		70,000.00
Ceta & Other Public Employment Programs		7,659,478.55
COUNTY FUNCTIONS	TOTAL	32,098,769.28
CAPITAL IMPROVEMENTS	*MEMO	45,000.00
DEBT SERVICE		
Principal Payments		745,000.00
Interest Payments		786,811.25
DEFERRED CHARGES		762.94
RESERVE FOR UNCOLLECTED TAXES		
EXPENDITURES	TOTAL	33,631,343.47

CAPITAL DEBT AUTHORIZED, DECEMBER 31, ISSUED AND UNISSUED	GROSS DEBT	NET DEBT
School		
Self-liquidating		
Other	15,489,000	14,609,024
Total	15,489,000	14,609,024

ISSUED AND OUTSTANDING	
School	
Self-liquidating	
Other	14,565,000.00
Total	14,565,000.00
Equalized Valuation Basis for Net Debt Computation	1,383,875,004.33

CAPITAL OUTLAY	TOTAL	553,845.45
Public Enterprises		
Recreation—Culture		
Public Works		105,756.06
Buildings and Grounds		448,089.39
Library and Education		
Conservation		
All Other		

REVENUES REALIZED	
Property Taxes	14,486,935.00
Financial Business Tax	7,942.26
Franchise Tax	
Bank Corp. Tax	110,673.92
Other Miscellaneous Taxes	
State Aid Revenues	2,159,937.53
Federol Aid Revenues	7,617,531.74
State and Local Fiscal Assistonce Act Utilized	1,923,000.00
Institutional Revenues	2,972,992.98
Courts	53,802.99
County Clerk & Register	219,202.73
Surrogate	50,328.55
Sheriff	62,048.09
Other Miscelloneous Revenues	1,926,908.83
Other Revenues, Revenue Sharing, Tax Effort	
TOTAL	31,591,304.62
Prior Yeors Surplus Appropriated	2,766,982.63
REVENUES TOTAL	34,358,287.25

CURRENT FINANCES DECEMBER 31, ASSETS	
Cash Dec. 31,	4,845,768.21
Taxes Receivable	
Emergencies and Other Deferred Charges	2,862.32
State Aid Receivable	225,250.00
Other Receivable	267,939.27
TOTAL	5,341,819.80
LIABILITIES RESERVES, AND SURPLUS	
Cash Liabilities	2,735,800.90
Reserves For Receivables	210,334.46
Surplus Dec. 31,	2,395,684.44
TOTAL	5,341,819.80

COUNTY Cumberland

COUNTY SEAT Bridgeton City

Form of Government: Board of Chosen Freeholders 7 Members

Number of Constituent Municipalities 14

Population Census 1970 121,810

Population Estimated 1980 132,866

Land Area – Square Miles 504.35

Net Valuation on which County Taxes are Apportioned $1,505,842,552

Tax Rate per $100 $.962

Tax Levy $14,486,935.00

Distribution of Ratables:

Class	Line Items	Assessed Valuation	% of Valuation
Vacant Land	18,102	64,053,493	5.20
Residential	33,183	775,347,373	63.01
Farm	4,458	69,866,394	5.68
Commercial	2,512	185,639,523	15.09
Industrial	346	93,569,474	7.60
Apartments	137	42,033,450	3.42
TOTAL	58,738	1,230,509,707	100.00

Bond Ratings:

Moody's A-1

Standard & Poor's A



CUMBERLAND COUNTY



0700

Population 1970 933,820
Population 1980 850,451
S & P Rating A+
Maody Rating AA
Lond Area 127.44 Sq. Miles

Net Valuotion Taxable
7,643,522,800
Net Voluation an Which County Taxes are appartianed:
10,959,639,534

ESSEX COUNTY — Class 1

Form of Government:
Board of Chosen Freeholders
Number of Freeholders on Board — 9

PER CAPITA:		PER CENT:	
Gross Debt	111.53	Gross Debt	.92
Net Debt	108.90	Net Debt	.90
Debt Service	10.45		
Total Tox Levy	162.81		
County Functions:	295.51		

EXPENDITURES	
GENERAL GOVERNMENT	
Governing Body and Public Baords	176,830.00
County Clerk	1,055,833.00
Financial Administration	1,059,295.00
Board of Toxotion	245,491.00
Plonning, Housing, Develapment	480,066.01
Human Resaurces	2,887,627.86
Elections	1,552,094.97
Generol Administratian	8,640,336.33
JUDICIARY	
Superior Court-Low Division	1,586,306.00
County Courts	
County District Courts	1,567,100.00
Juvenile and Domestic Relatians Courts	755,709.00
Jury Commissian and Jurors' Fees	557,852.00
Law Library	78,805.00
Prosecutar's Office	5,416,568.00
Surragate's Office	458,262.38
Prabatian Office	5,252,394.00
County Clerk (Judicial Functions)	2,132,426.00
Sheriff's Office (Judicial Functions)	1,810,401.00
Other Judicial	
PUBLIC SAFETY	
County Police	2,709,149.00
Sheriff's Office	5,187,197.00
Civil Defense and Disaster Contral	64,396.00
Environmentol Inspection and Control	
Weights and Measures	
Correctianal and Penal	15,951,259.00
Other Public Safety	2,000.00
PUBLIC WORKS	
Roads and Bridges, Streets, Drainage	
State Aid Motar Vehicle Fund	
County Funds	5,652,135.00
Other Roads and Bridges	
Public Buildings and Grounds	12,877,473.00
Other Public Warks	1,624,139.00
HEALTH AND WELFARE	
County Health Department	
Mental Health Activities	3,201,400.00
Tubercular Patient Care	67,130.00
County Hospitals, Homes	8,227,704.32
County Aid to Haspitals	
Health Clinics	25,000.00
Masquito Exterminatian	
Health Services Except Environmental	20,913,051.64
County Welfare Baard	24,742,218.61
Child Welfare	12,721,059.99
Other Welfare Services	27,470,200.00
RECREATION AND CONSERVATION	
Parks, Playgrounds, Shade Trees	8,433,414.53
Lond Reclamatian and Canservation	
Other Recreational Services	4,282.90

EXPENDITURES (cont'd.)	
EDUCATION (excluding schaals)	
County Superintendent of Schools	241,695.00
Vocatianal Schools	4,391,688.00
County College	6,492,000.00
County Extension Services	
Libraries	
Other Educatianal Services	172,044.96
STATUTORY EXPENDITURES	
Pensions and F.I.C.A.	16,248,494.08
Employee Fringe Benefits	5,291,227.00
Other Statutary Expenditures	578,826.00
Ceto & Other Public Emplayment Programs	21,346,687.02
COUNTY FUNCTIONS TOTAL	240,349,309.60
CAPITAL IMPROVEMENTS *MEMO	300,000.00
DEBT SERVICE	
Principol Payments	4,928,000.00
Interest Payments	3,962,784.99
DEFERRED CHARGES	2,077,927.99
RESERVE FOR UNCOLLECTED TAXES	
EXPENDITURES TOTAL	251,318,022.58

CAPITAL DEBT AUTHORIZED, DECEMBER 31, ISSUED AND UNISSUED	GROSS DEBT	NET DEBT
School		
Self-liquidating		
Other	94,850,000	92,613,000
Total	94,850,000	92,613,000

ISSUED AND OUTSTANDING	
School	
Self-liquidating	
Other	72,975,500.00
Total	72,975,500.00
Equalized Valuatian Basis for Net Debt Computation	10,272,275,333.33
CAPITAL OUTLAY TOTAL	5,958,675.85
Public Enterprises	
Recreation—Culture	1,178,111.90
Public Warks	1,737,867.60
Buildings and Grounds	2,054,487.35
Library and Educatian	988,209.00
Conservatian	
All Other	

REVENUES REALIZED	
Property Taxes	138,462,144.67
Financiol Business Tax	103,197.29
Franchise Tax	1,254,316.45
Bank Corp. Tax	1,202,316.56
Other Miscelloneaus Taxes	
State Aid Revenues	38,875,402.12
Federal Aid Revenues	30,459,047.63
State and Local Fiscol Assistance Act Utilized	8,227,704.32
Institutianol Revenues	4,003,210.88
Courts	864,841.47
County Clerk & Register	1,399,652.52
Surragate	376,823.32
Sheriff	520,052.54
Other Miscelloneous Revenues	17,103,415.10
Other Revenues, Revenue Sharing, Tax Effort	
TOTAL	242,852,124.87
Prior Years Surplus Appropriated	9,870,000.00
REVENUES TOTAL	252,722,124.87

CURRENT FINANCES DECEMBER 31, ASSETS	
Cosh Dec. 31,	24,114,204.00
Taxes Receivable	166,210.24
Emergencies and Other Deferred Charges	932,035.67
Stote Aid Receivable	
Other Receivable	11,200,530.72
TOTAL	36,312,980.63
LIABILITIES RESERVES, AND SURPLUS	
Cash Liabilities	23,118,837.98
Reserves For Receivables	10,691,699.84
Surplus Dec. 31,	2,502,442.81
TOTAL	36,312,980.63

COUNTY Essex

COUNTY SEAT Newark City

Form of Government:* Board of Chosen Freeholders 9 Members

Number of Constituent Municipalities 22

Population Census 1970 933,820

Population Estimated 1980 850,451

Land Area – Square Miles 127.44

Net Valuation on which County Taxes are Apportioned $10,959,639,534

Tax Rate per $100 $1.263

Tax Levy $138,462,144.67

Distribution of Ratables:

Class	Line Items	Assessed Valuation	% of Valuation
Vacant Land	7,572	148,855,900	2.00
Residential	135,096	4,793,913,700	64.52
Farm	68	2,962,000	.04
Commercial	11,442	1,266,172,600	17.04
Industrial	2,443	635,886,400	8.56
Apartments	3,615	582,010,000	7.84
TOTAL	160,236	7,429,800,600	100.00

Bond Ratings:

Moody's AA

Standard & Poor's A+

**County Executive Plan – Optional County Charter Law-1972*



ESSEX COUNTY



0800

Papulation 1970 173,285
Papulation 1980 199,917
S & P Rating A+
Maady Rating A-1
Land Area 328.36 Sq. Miles

Net Valuatian Taxable
2,442,840,487
Net Valuatian an Which County Taxes are apportioned:
3,113,476,012

GLOUCESTER COUNTY — Class 3

Form of Government:
Board of Chosen Freeholders
Number of Freeholders on Board — 7

PER CAPITA:		PER CENT:	
Gross Debt	105.62	Gross Debt	.72
Net Debt	105.62	Net Debt	.72
Debt Service	7.39		
Total Tax Levy	95.66		
County Functions:	182.38		

EXPENDITURES	
GENERAL GOVERNMENT	
Gaverning Body and Public Boards	554,562.70
County Clerk	226,893.00
Financial Administration	209,438.00
Board of Taxatian	94,180.00
Planning, Housing, Development	667,623.87
Human Resources	83,720.00
Elections	446,169.00
General Administratian	1,828,435.48
JUDICIARY	
Superior Caurt-Law Divisian	195,077.42
County Caurts	44,549.00
County District Courts	109,321.00
Juvenile and Domestic Relatians Courts	
Jury Commission and Jurors' Fees	87,727.00
Law Library	9,500.00
Prosecutor's Office	1,029,171.00
Surrogate's Office	143,321.00
Probatian Office	1,140,459.00
County Clerk (Judicial Functions)	229,732.00
Sheriff's Office (Judicial Functions)	108,085.00
Other Judicial	
PUBLIC SAFETY	
County Police	367,184.00
Sheriff's Office	444,464.59
Civil Defense and Disaster Cantrol	10,790.00
Environmental Inspection and Control	
Weights and Measures	57,278.00
Correctional and Penal	878,157.49
Other Public Safety	10,095.00
PUBLIC WORKS	
Roads and Bridges, Streets, Drainage	
State Aid Motor Vehicle Fund	
County Funds	2,665,787.00
Other Roads and Bridges	
Public Buildings and Grounds	1,021,248.00
Other Public Warks	355,472.00
HEALTH AND WELFARE	
County Health Department	535,812.00
Mentol Health Activities	1,524,000.00
Tubercular Patient Care	
Caunty Hospitals, Hames	
County Aid to Hospitals	400,000.00
Health Clinics	17,500.00
Mosquito Extermination	290,426.00
Health Services Except Environmentol	276,447.28
Caunty Welfare Board	4,342,808.00
Child Welfare	44,680.00
Other Welfare Services	758,960.00
RECREATION AND CONSERVATION	
Parks, Playgrounds, Shade Trees	195,795.00
Land Reclamotion and Conservation	1,573.00
Other Recreatianal Services	1,357,324.75

EXPENDITURES (cont'd.)	
EDUCATION (excluding schools)	
County Superintendent af Schools	130,181.00
Vocatianal Schools	892,121.50
Caunty College	761,472.25
County Extension Services	116,303.00
Libraries	
Other Educatianal Services	195,000.00
STATUTORY EXPENDITURES	
Pensions and F.I.C.A.	1,261,000.00
Employee Fringe Benefits	640,000.00
Other Statutory Expenditures	70,000.00
Ceta & Other Public Employment Programs	8,103,168.64
COUNTY FUNCTIONS TOTAL	34,933,012.97
CAPITAL IMPROVEMENTS *MEMO	235,965.00
DEBT SERVICE	
Principal Payments	195,000.00
Interest Payments	1,281,525.50
DEFERRED CHARGES	50,489.57
RESERVE FOR UNCOLLECTED TAXES	
EXPENDITURES TOTAL	36,460,028.04

CAPITAL DEBT AUTHORIZED, DECEMBER 31, ISSUED AND UNISSUED	GROSS DEBT	NET DEBT
School		
Self-liquidating		
Other	21,115,817	21,115,817
Total	21,115,817	21,115,817
ISSUED AND OUTSTANDING		
School		
Self-liquidating		
Other		16,139,000.00
Total		16,139,000.00
Equalized Valuation Basis for Net Debt Computation		2,935,059,509.67

CAPITAL OUTLAY TOTAL	2,020,447.80
Public Enterprises	
Recreation—Culture	70,020.00
Public Works	612,946.39
Buildings and Grounds	1,337-481.41
Library and Education	
Conservation	
All Other	

REVENUES REALIZED	
Property Taxes	19,123,661.22
Financial Business Tax	
Franchise Tax	
Bank Corp. Tax	134,964.00
Other Miscellaneous Taxes	
State Aid Revenues	1,020,235.29
Federal Aid Revenues	8,057,731.85
State and Local Fiscal Assistance Act Utilized	1,361,664.75
Institutional Revenues	259,642.28
Courts	63,753.00
County Clerk & Register	592,298.68
Surrogate	56,597.80
Sheriff	98,984.69
Other Miscellaneous Revenues	6,311,303.62
Other Revenues, Revenue Sharing, Tax Effort	
TOTAL	37,080,837.18
Prior Years Surplus Appropriated	2,831,249.68
REVENUES TOTAL	39,912,086.86

CURRENT FINANCES DECEMBER 31, ASSETS	
Cash Dec. 31,	12,354,213.75
Taxes Receivable	333,415.16
Emergencies and Other Deferred Charges	47,491.98
State Aid Receivable	341,890.40
Other Receivable	953,998.90
TOTAL	14,031,010.19
LIABILITIES RESERVES, AND SURPLUS	
Cash Liabilities	5,078,014.90
Reserves For Receivables	962,978.06
Surplus Dec. 31,	7,990,017.23
TOTAL	14,031,010.19

COUNTY Gloucester

COUNTY SEAT Woodbury City

Form of Government: Board of Chosen Freeholders 7 Members

Number of Constituent Municipalities 24

Population Census 1970 173,285

Population Estimated 1980 199,917

Land Area – Square Miles 328.36

Net Valuation on which County Taxes are Apportioned $3,113,476,012

Tax Rate per $100 $.614

Tax Levy $19.123,661.22

Distribution of Ratables:

Class	Line Items	Assessed Valuation	% of Valuation
Vacant Land	15,523	137,345,480	5.70
Residential	51,371	1,475,057,900	61.20
Farm	5,063	102,231,400	4.24
Commercial	2,870	396,548,300	16.45
Industrial	171	214,332,285	8.89
Apartments	176	84,920,900	3.52
TOTAL	75,174	2,410,436,265	100.00

Bond Ratings:

Moody's A-1

Standard & Poor's A+



GLOUCESTER COUNTY



0900

Populatian 1970 609,065
Populotion 1980 556,972
S & P Roting A
Moody Rating BAA-1
Land Area 46.42 Sq. Miles

Net Valuotion Taxoble 3,589,358,309
Net Voluation on Which County Taxes are apportioned: 5,513,920,809

HUDSON COUNTY — Class 1

Form of Government:
County Exec. Plan — (O.C.C.L. — 1972)

Number of Freeholders on Board — 9

PER CAPITA:		PER CENT:	
Gross Debt	72.16	Gross Debt	.79
Net Debt	72.16	Net Debt	.79
Debt Service	7.18		
Total Tax Levy	113.54		
County Functions:	219.31		

EXPENDITURES	
GENERAL GOVERNMENT	
Governing Body and Public Boards	336,368.00
County Clerk	1,045,972.00
Financial Administration	761,998.00
Board of Taxation	
Planning, Housing, Development	8,581.89
Human Resources	1,818,525.19
Elections	1,437,649.00
General Administration	3,952,162.20
JUDICIARY	
Superior Court-Law Division	888,318.00
County Courts	47,000.00
County District Courts	630,325.00
Juvenile and Domestic Relations Courts	577,818.00
Jury Commission and Jurors' Fees	466,770.00
Law Library	
Prosecutor's Office	2,871,309.00
Surrogate's Office	325,995.00
Probation Office	2,451,162.00
County Clerk (Judicial Functions)	684,003.00
Sheriff's Office (Judicial Functions)	842,784.00
Other Judicial	
PUBLIC SAFETY	
County Police	2,013,666.00
Sheriff's Office	1,184,441.00
Civil Defense and Disaster Control	37,199.00
Environmental Inspection and Control	
Weights and Measures	42,552.00
Correctional and Penal	3,628,427.00
Other Public Safety	6,000.00
PUBLIC WORKS	
Roads and Bridges, Streets, Drainage	425,000.00
State Aid Motor Vehicle Fund	
County Funds	1,103,360.00
Other Roads and Bridges	
Public Buildings and Grounds	1,720,673.00
Other Public Works	8,245.40
HEALTH AND WELFARE	
County Health Department	405,612.00
Mental Health Activities	18,995,672.00
Tubercular Patient Care	1,000.00
County Hospitals, Homes	806,016.00
County Aid to Hospitals	10,095,847.00
Health Clinics	203,156.00
Mosquito Extermination	
Health Services Except Environmental	109,642.21
County Welfare Board	17,733,600.00
Child Welfare	921,129.00
Other Welfare Services	38,685.00
RECREATION AND CONSERVATION	
Parks, Playgrounds, Shade Trees	1,662,070.00
Land Reclamation and Conservation	257,206.00
Other Recreational Services	

EXPENDITURES (cont'd.)	
EDUCATION (excluding schools)	
County Superintendent of Schools	50,794.00
Vocational Schools	3,689,744.00
County College	907,495.00
County Extension Services	
Libraries	
Other Educational Services	180,350.00
STATUTORY EXPENDITURES	
Pensions and F.I.C.A.	9,622,600.00
Employee Fringe Benefits	2,978,900.00
Other Statutory Expenditures	265,000.00
Ceta & Other Public Employment Programs	19,588,085.82
COUNTY FUNCTIONS TOTAL	117,828,907.71
CAPITAL IMPROVEMENTS *MEMO	100,000.00
DEBT SERVICE	
Principal Payments	2,692,000.00
Interest Payments	1,308,402.88
DEFERRED CHARGES	320,837.41
RESERVE FOR UNCOLLECTED TAXES	
EXPENDITURES TOTAL	122,150,148.00

CAPITAL DEBT AUTHORIZED, DECEMBER 31, ISSUED AND UNISSUED	GROSS DEBT	NET DEBT
School		
Self-liquidating		
Other	40,193,611	40,193,611
Total	40,193,611	40,193,611
ISSUED AND OUTSTANDING		
School		
Self-liquidating		
Other		22,585,000.00
Total		22,585,000.00
Equalized Valuation Basis for Net Debt Computation		5,075,332,156.33
CAPITAL OUTLAY TOTAL		1,145,041.36
Public Enterprises		
Recreation—Culture		49,277.83
Public Works		84,428.25
Buildings and Grounds		6,375.00
Library and Education		1,004,960.28
Conservation		
All Other		

REVENUES REALIZED	
Property Taxes	63,236,632.08
Financial Business Tax	49,836.07
Franchise Tax	
Bank Corp. Tax	348,773.58
Other Miscellaneous Taxes	
State Aid Revenues	7,091,847.02
Federal Aid Revenues	18,409,527.77
State and Local Fiscal Assistance Act Utilized	5,133,177.51
Institutional Revenues	14,761,703.88
Courts	414,160.00
County Clerk & Register	663,029.13
Surrogate	139,922.00
Sheriff	217,917.63
Other Miscellaneous Revenues	6,021,745.87
Other Revenues, Revenue Sharing, Tax Effort	
TOTAL	116,488,272.54
Prior Years Surplus Appropriated	8,919,000.00
REVENUES TOTAL	125,407,272.54

CURRENT FINANCES DECEMBER 31, ASSETS	
Cash Dec. 31,	45,096,314.06
Taxes Receivable	
Emergencies and Other Deferred Charges	
State Aid Receivable	
Other Receivable	4,576,211.73
TOTAL	49,672,525.79
LIABILITIES RESERVES, AND SURPLUS	
Cash Liabilities	34,818,152.37
Reserves For Receivables	3,880,447.73
Surplus Dec. 31,	10,973,925.69
TOTAL	49,672,525.79

COUNTY Hudson

COUNTY SEAT Jersey City

Form of Government:* Board of Chosen Freeholders 9 Members

Number of Constituent Municipalities 12

Population Census 1970 609,065

Population Estimated 1980 556,972

Land Area – Square Miles 46.42

Net Valuation on which County Taxes are Apportioned $5,513,920,809

Tax Rate per $100 $1.147

Tax Levy $63,236,632.08

Distribution of Ratables:

Class	Line Items	Assessed Valuation	% of Valuation
Vacant Land	6,132	149,826,040	4.27
Residential	62,566	1,414,068,989	40.32
Farm	-0-	-0-	-0-
Commercial	10,868	610,354,735	17.40
Industrial	2,925	938,992,149	26.77
Apartments	4,921	394,200,890	11.24
TOTAL	87,412	3,507,442,803	100.00

Bond Ratings:

Moody's BAA-1

Standard & Poor's A

**County Executive Plan – Optional County Charter Law-1972*



HUDSON COUNTY



1000

Population 1970 70,000
Population 1980 87,361
S & P Rating
Moody Rating
Land Area 429.60 Sq. Miles

Net Valuation Taxable
1,942,891,919
Net Valuation on Which County Taxes are apportioned:
2,270,440,910

HUNTERDON COUNTY — Class 3

Form of Government:
Board of Chosen Freeholders
Number of Freeholders on Board — 3

PER CAPITA:		PER CENT:	
Gross Debt	200.79	Gross Debt	.84
Net Debt	200.75	Net Debt	.84
Debt Service	6.85		
Totol Tox Levy	106.10		
County Functions:	157.93		

EXPENDITURES	
GENERAL GOVERNMENT	
Governing Body and Public Boards	139,912.00
County Clerk	206,400.00
Financial Administration	124,155.00
Board of Taxation	57,874.00
Planning, Housing, Development	144,562.00
Human Resources	303,598.00
Elections	154,652.00
General Administrotion	1,158,101.27
JUDICIARY	
Superior Court-Law Division	85,300.00
County Courts	96,316.00
County District Courts	56,340.00
Juvenile ond Domestic Relations Courts	
Jury Commission ond Jurors' Fees	56,791.00
Low Library	33,186.00
Prosecutor's Office	450,220.00
Surrogate's Office	84,840.00
Probation Office	286,522.00
County Clerk (Judiciol Functions)	
Sheriff's Office (Judiciol Functions)	
Other Judiciol	
PUBLIC SAFETY	
County Police	368,262.00
Sheriff's Office	310,417.00
Civil Defense and Disoster Control	29,820.00
Environmental Inspection and Control	
Weights and Measures	30,693.00
Correctional ond Penal	640,360.00
Other Public Safety	34,535.00
PUBLIC WORKS	
Roods and Bridges, Streets, Drainage	25,800.00
State Aid Motor Vehicle Fund	
County Funds	2,090,290.00
Other Roods and Bridges	
Public Buildings and Grounds	357,250.00
Other Public Works	162,570.00
HEALTH AND WELFARE	
County Heolth Deportment	25,720.00
Mental Health Activities	732,294.73
Tubercular Potient Core	
County Hospitals, Homes	
County Aid to Hospitols	90,000.00
Health Clinics	20,043.00
Mosquito Extermination	
Health Services Except Environmental	465,029.00
County Welfare Boord	681,885.00
Child Welfore	247,210.00
Other Welfore Services	82,214.00
RECREATION AND CONSERVATION	
Parks, Ploygrounds, Shade Trees	5,820.00
Land Reclamation and Conservation	16,490.00
Other Recreotionol Services	204,152.69

EXPENDITURES (cont'd.)	
EDUCATION (excluding schools)	
County Superintendent of Schools	89,635.00
Vocational Schools	
County College	
County Extension Services	107,436.00
Libraries	
Other Educotionol Services	718,125.00
STATUTORY EXPENDITURES	
Pensions and F.I.C.A.	781,700.73
Employee Fringe Benefits	320,000.00
Other Statutory Expenditures	45,000.00
Ceta & Other Public Employment Progroms	1,040,000.00
COUNTY FUNCTIONS TOTAL	13,161,521.42
CAPITAL IMPROVEMENTS *MEMO	200,000.00
DEBT SERVICE	
Principal Poyments	187,000.00
Interest Payments	411,134.00
DEFERRED CHARGES	37,449.27
RESERVE FOR UNCOLLECTED TAXES	
EXPENDITURES TOTAL	13,797,104.69

CAPITAL DEBT AUTHORIZED, DECEMBER 31, ISSUED AND UNISSUED	GROSS DEBT	NET DEBT
School		
Self-liquidating		
Other	17,541,287	17,541,287
Total	17,541,287	17,541,287
ISSUED AND OUTSTANDING		
School		
Self-liquidating		
Other		10,872,000.00
Totol		10,872,000.00
Equolized Valuation Bosis for Net Debt Computation		2,087,744,685.33

CAPITAL OUTLAY TOTAL	2,807,513.21
Public Enterprises	
Recreation—Culture	53,897.40
Public Works	1,626,008.45
Buildings and Grounds	1,117,360.76
Library and Education	10,246.60
Conservation	
All Other	

REVENUES REALIZED	
Property Taxes	9,269,000.00
Financial Business Tax	
Fronchise Tax	
Bank Corp. Tax	90,831.45
Other Miscellaneous Taxes	
Stote Aid Revenues	474,193.69
Federal Aid Revenues	1,040,000.00
State and Local Fiscal Assistance Act Utilized	558,709.00
Institutional Revenues	94,581.33
Courts	20,434.23
County Clerk & Register	167,054.39
Surrogote	36,916.55
Sheriff	44,214.82
Other Miscelloneous Revenues	1,931,469.94
Other Revenues, Revenue Sharing, Tax Effort	
TOTAL	13,727,405.40
Prior Yeors Surplus Appropriated	1,227,209.27
REVENUES TOTAL	14,954,614.67

CURRENT FINANCES DECEMBER 31, ASSETS	
Cash Dec. 31,	3,345,783.19
Taxes Receivable	
Emergencies and Other Deferred Charges	188,043.63
Stote Aid Receivable	165,384.75
Other Receivable	484,354.78
TOTAL	4,183,566.35
LIABILITIES RESERVES, AND SURPLUS	
Cash Liabilities	1,406,307.52
Reserves For Receivables	337,217.61
Surplus Dec. 31,	2,440,041.22
TOTAL	4,183,566.35

COUNTY Hunterdon

COUNTY SEAT Flemington Borough

Form of Government: Board of Chosen Freeholders 3 Members

Number of Constituent Municipalities 26

Population Census 1970 70,000

Population Estimated 1980 87,361

Land Area – Square Miles 429.60

Net Valuation on which County Taxes are Apportioned $2,270,440,910

Tax Rate per $100 $.408

Tax Levy $9,269,000.00

Distribution of Ratables:

Class	Line Items	Assessed Valuation	% of Valuation
Vacant Land	5,483	101,020,554	5.31
Residential	22,067	1,244,020,476	65.41
Farm	7,007	230,396,966	12.11
Commercial	1,552	212,463,375	11.17
Industrial	140	89,622,784	4.71
Apartments	75	24,450,150	1.29
TOTAL	36,324	1,901,974,305	100.00

Bond Ratings:

Moody's

Standard & Poor's



HUNTERDON COUNTY



1100

Population 1970 305,130
Population 1980 307,863
S & P Rating AA
Moody Rating AA
Land Area 226.00 Sq. Miles

Net Valuation Taxable
3,298,823,843
Net Valuation on Which County Taxes are appartioned:
5,145,729,599

MERCER COUNTY — Class 2

Form of Government:
County Exec. Plan — (O.C.C.L. — 1972)
Number of Freeholders on Board — 7

PER CAPITA:		PER CENT:	
Gross Debt	199.35	Gross Debt	1.27
Net Debt	187.64	Net Debt	1.20
Debt Service	17.35		
Total Tax Levy	153.35		
County Functions:	225.69		

EXPENDITURES	
GENERAL GOVERNMENT	
Gaverning Body and Public Boards	559,429.26
County Clerk	
Financial Administration	369,097.35
Board of Taxation	88,039.00
Planning, Hausing, Develapment	1,191,803.13
Human Resources	1,085,341.71
Elections	825,532.00
General Administration	3,376,915.68
JUDICIARY	
Superiar Court-Law Division	188,433.00
County Courts	662,374.00
County District Caurts	
Juvenile and Damestic Relations Caurts	181,297.00
Jury Commissian and Jurors' Fees	197,650.00
Law Library	23,780.00
Prosecutor's Office	1,562,663.00
Surrogate's Office	135,478.00
Prabatian Office	1,682,898.00
County Clerk (Judicial Functians)	592,718.00
Sheriff's Office (Judicial Functions)	1,161,430.00
Other Judicial	368,917.00
PUBLIC SAFETY	
Caunty Police	1,607,186.00
Sheriff's Office	316,784.00
Civil Defense and Disaster Cantrol	90,079.00
Environmental Inspection and Cantrol	
Weights and Measures	21,098.00
Carrectianal and Penal	4,468,027.00
Other Public Safety	10,388.00
PUBLIC WORKS	
Roads and Bridges, Streets, Drainage	194,223.00
State Aid Motar Vehicle Fund	314,083.00
Caunty Funds	2,586,999.00
Other Roads and Bridges	
Public Buildings and Grounds	1,651,654.00
Other Public Warks	1,058,401.00
HEALTH AND WELFARE	
County Health Department	
Mental Health Activities	4,462,974.36
Tubercular Patient Care	
Caunty Haspitals, Homes	4,185,970.00
Caunty Aid to Haspitals	464,270.00
Health Clinics	24,366.00
Mosquito Exterminatian	256,404.00
Health Services Except Environmental	633,544.76
Caunty Welfare Board	6,627,589.28
Child Welfare	429,134.52
Other Welfare Services	791,952.00
RECREATION AND CONSERVATION	
Parks, Playgrounds, Shade Trees	2,291,270.00
Land Reclamation and Conservation	
Other Recreational Services	44,442.00

EXPENDITURES (cont'd.)	
EDUCATION (excluding schools)	
County Superintendent af Schools	59,547.00
Vocational Schools	1,903,429.49
Caunty College	4,853,656.00
Caunty Extensian Services	108,939.00
Libraries	
Other Educational Services	382,555.00
STATUTORY EXPENDITURES	
Pensians and F.I.C.A.	3,062,699.00
Employee Fringe Benefits	1,547,000.00
Other Statutory Expenditures	95,000.00
Ceta & Other Public Employment Programs	3,649,066.88
COUNTY FUNCTIONS TOTAL	62,446,527.42
CAPITAL IMPROVEMENTS *MEMO	300,000.00
DEBT SERVICE	
Principal Payments	3,058,000.00
Interest Payments	2,282,271.00
DEFERRED CHARGES	1,693,438.99
RESERVE FOR UNCOLLECTED TAXES	
EXPENDITURES TOTAL	69,480,637.41

CAPITAL DEBT AUTHORIZED, DECEMBER 31,		
ISSUED AND UNISSUED	GROSS DEBT	NET DEBT
School		
Self-liquidating		
Other	61,373,438	57,766,442
Total	61,373,438	57,766,442
ISSUED AND OUTSTANDING		
School		
Self-liquidating		
Other		47,292,000.00
Total		47,292,000.00
Equalized Valuation Basis for Net Debt Computation		4,831,909,419.67
CAPITAL OUTLAY TOTAL		9,292,344.59
Public Enterprises		
Recreation—Culture		1,547,808.85
Public Warks		4,031,408.04
Buildings and Grounds		3,628,127.70
Library and Education		85,000.00
Conservation		
All Other		

REVENUES REALIZED	
Property Taxes	47,211,951.49
Financial Business Tax	40,761.02
Franchise Tax	78,298.87
Bank Carp. Tax	315,151.98
Other Miscellaneous Taxes	
State Aid Revenues	1,970,380.57
Federal Aid Revenues	3,364,523.28
State and Local Fiscal Assistance Act Utilized	2,661,330.28
Institutianal Revenues	4,248,474.02
Courts	257,777.41
County Clerk & Register	688,364.26
Surrogate	201,416.69
Sheriff	159,971.22
Other Miscellaneous Revenues	4,473,805.66
Other Revenues, Revenue Sharing, Tax Effort	
TOTAL	65,672,206.75
Prior Years Surplus Appropriated	4,800,000.00
REVENUES TOTAL	70,472,206.75

CURRENT FINANCES DECEMBER 31,	
ASSETS	
Cash Dec. 31,	12,496,957.39
Taxes Receivable	283,367.36
Emergencies and Other Deferred Charges	22,010.00
State Aid Receivable	
Other Receivable	706,371.23
TOTAL	13,508,745.98
LIABILITIES RESERVES, AND SURPLUS	
Cash Liabilities	6,931,164.21
Reserves For Receivables	743,239.21
Surplus Dec. 31,	5,834,342.56
TOTAL	13,508,745.98

COUNTY Mercer

COUNTY SEAT Trenton City

Form of Government:* Board of Chosen Freeholders 7 Members

Number of Constituent Municipalities 13

Population Census 1970 305,130

Population Estimated 1980 307,863

Land Area – Square Miles 226.00

Net Valuation on which County Taxes are Apportioned $5,145,729,599

Tax Rate per $100 $.917

Tax Levy $47,211,951.49

Distribution of Ratables:

Class	Line Items	Assessed Valuation	% of Valuation
Vacant Land	7,261	85,798,230	2.66
Residential	75,259	2,086,106,487	64.71
Farm	2,773	86,382,060	2.68
Commercial	5,524	595,820,825	18.48
Industrial	422	202,881,740	6.29
Apartments	336	166,845,400	5.18
TOTAL	91,575	3,223,834,742	100.00

Bond Ratings:

Moody's AA

Standard & Poor's AA

**County Executive Plan – Optional County Charter Law-1972*



MERCER COUNTY



1200

Populotion 1970 585,780
Populotion 1980 595,893
S & P Roting AA
Moody Rating AAA
Land Area 311.00 Sq. Miles

Net Valuation Taxable
9,018,980,915
Net Valuation on Which County Taxes are apportioned:
13,353,197,296

MIDDLESEX COUNTY — Class 2

Form of Government:
Board of Chosen Freeholders
Number of Freeholders on Board — 7

PER CAPITA:

Gross Debt	178.39
Net Debt	168.85
Debt Service	17.83
Totol Tax Levy	126.37
County Functions:	207.67

PER CENT:

Gross Debt	.99
Net Debt	.94

EXPENDITURES	
GENERAL GOVERNMENT	
Governing Body and Public Boords	214,505.00
County Clerk	409,425.00
Financial Administration	445,097.00
Board of Taxation	108,150.00
Planning, Housing, Development	940,739.00
Human Resources	1,255,359.00
Elections	1,005,050.00
General Administration	4,811,472.00
JUDICIARY	
Superior Court-Law Division	779,902.00
County Courts	243,270.00
County District Courts	594,995.00
Juvenile and Domestic Relations Courts	291,870.00
Jury Commission and Jurors' Fees	275,355.00
Law Library	76,775.00
Prosecutor's Office	3,291,050.00
Surrogote's Office	202,196.00
Probation Office	2,956,346.00
County Clerk (Judicial Functions)	1,294,905.00
Sheriff's Office (Judiciol Functions)	1,489,365.00
Other Judicial	
PUBLIC SAFETY	
County Police	623,156.00
Sheriff's Office	1,542,693.00
Civil Defense ond Disoster Control	58,095.00
Environmentol Inspection and Control	
Weights and Meosures	178,300.00
Correctional and Penal	4,220,090.00
Other Public Safety	6,045.00
PUBLIC WORKS	
Roads and Bridges, Streets, Drainage	120,120.00
State Aid Motor Vehicle Fund	
County Funds	3,594,310.00
Other Roods and Bridges	
Public Buildings and Grounds	3,110,723.95
Other Public Works	2,611,722.00
HEALTH AND WELFARE	
County Health Department	846,221.00
Mental Health Activities	7,055,715.00
Tubercular Patient Care	
County Hospitals, Homes	12,085,140.00
County Aid to Hospitols	1,160,000.00
Health Clinics	98,165.00
Mosquito Extermination	703,495.00
Heolth Services Except Environmental	308,863.70
County Welfore Board	6,884,333.00
Child Welfare	690,400.00
Other Welfare Services	418,490.00
RECREATION AND CONSERVATION	
Porks, Playgrounds, Shade Trees	5,173,095.00
Land Reclamation and Conservation	
Other Recreational Services	

EXPENDITURES (cont'd.)		
EDUCATION (excluding schools)		
County Superintendent of Schools		105,991.00
Vocational Schools		6,880,227.00
County College		5,273,427.00
County Extension Services		109,819.00
Libraries		
Other Educotionol Services		436,675.00
STATUTORY EXPENDITURES		
Pensions and F.I.C.A.		5,402,570.00
Employee Fringe Benefits		2,175,000.00
Other Statutory Expenditures		210,000.00
Ceta & Other Public Employment Programs		20,257,647.00
COUNTY FUNCTIONS	TOTAL	113,026,394.65
CAPITAL IMPROVEMENTS	*MEMO	1,150,000.00
DEBT SERVICE		
Principal Payments		6,913,000.00
Interest Payments		3,708,814.25
DEFERRED CHARGES		101,605.12
RESERVE FOR UNCOLLECTED TAXES		
EXPENDITURES	TOTAL	123,749,814.02

CAPITAL DEBT AUTHORIZED, DECEMBER 31,		
ISSUED AND UNISSUED	GROSS DEBT	NET DEBT
School		
Self-liquidating		
Other	106,302,910	100,614,924
Total	106,302,910	100,614,924
ISSUED AND OUTSTANDING		
School		
Self-liquidating		
Other		72,172,000.00
Totol		72,172,000.00
Equolized Valuation Bosis for Net Debt Computation		10,747,095,577.33
CAPITAL OUTLAY	TOTAL	18,701,530.08
Public Enterprises		
Recreation—Culture		223,286.44
Public Works		10,717,003.50
Buildings and Grounds		2,702,355.14
Library ond Educotion		5,058,885.00
Conservation		
All Other		

REVENUES REALIZED		
Property Toxes		75,301,537.00
Finoncial Business Tox		77,014.39
Franchise Tax		
Bank Corp. Tox		366,846.44
Other Miscelloneous Toxes		
State Aid Revenues		2,635,551.43
Federol Aid Revenues		22,216,645.31
State and Locol Fiscol Assistonce Act Utilized		4,374,403.95
Institutional Revenues		7,167,436.41
Courts		501,793.36
County Clerk & Register		1,230,816.57
Surrogote		180,518.13
Sheriff		278,164.05
Other Miscellaneous Revenues		5,739,607.60
Other Revenues, Revenue Sharing, Tax Effort		
	TOTAL	120,070,334.64
Prior Years Surplus Appropriated		6,475,000.00
REVENUES	TOTAL	126,545,334.64

CURRENT FINANCES DECEMBER 31,		
ASSETS		
Cash Dec. 31,		12,317,722.99
Taxes Receivable		583,098.16
Emergencies ond Other Deferred Chorges		
State Aid Receivable		
Other Receivoble		933,353.96
	TOTAL	13,834,175.11
LIABILITIES RESERVES, AND SURPLUS		
Cosh Liabilities		6,896,834.88
Reserves For Receivables		1,063,701.35
Surplus Dec. 31,		5,873,638.88
	TOTAL	13,834,175.11

COUNTY Middlesex

COUNTY SEAT New Brunswick City

Form of Government: Board of Chosen Freeholders 7 Members

Number of Constituent Municipalities 25

Population Census 1970 585,780

Population Estimated 1980 595,893

Land Area – Square Miles 311.00

Net Valuation on which County Taxes are Apportioned $13,353,197,296

Tax Rate per $100 $.564

Tax Levy $75,301,537.00

Distribution of Ratables:

Class	Line Items	Assessed Valuation	% of Valuation
Vacant Land	18,172	361,112,200	4.08
Residential	136,936	5,098,558,400	57.57
Farm	2,033	56,660,300	.64
Commercial	6,949	966,883,100	10.92
Industrial	1,817	1,850,256,700	20.89
Apartments	587	523,378,000	5.90
TOTAL	166,494	8,856,848,700	100.00

Bond Ratings:

Moody's AAA

Standard & Poor's AA



MIDDLESEX COUNTY

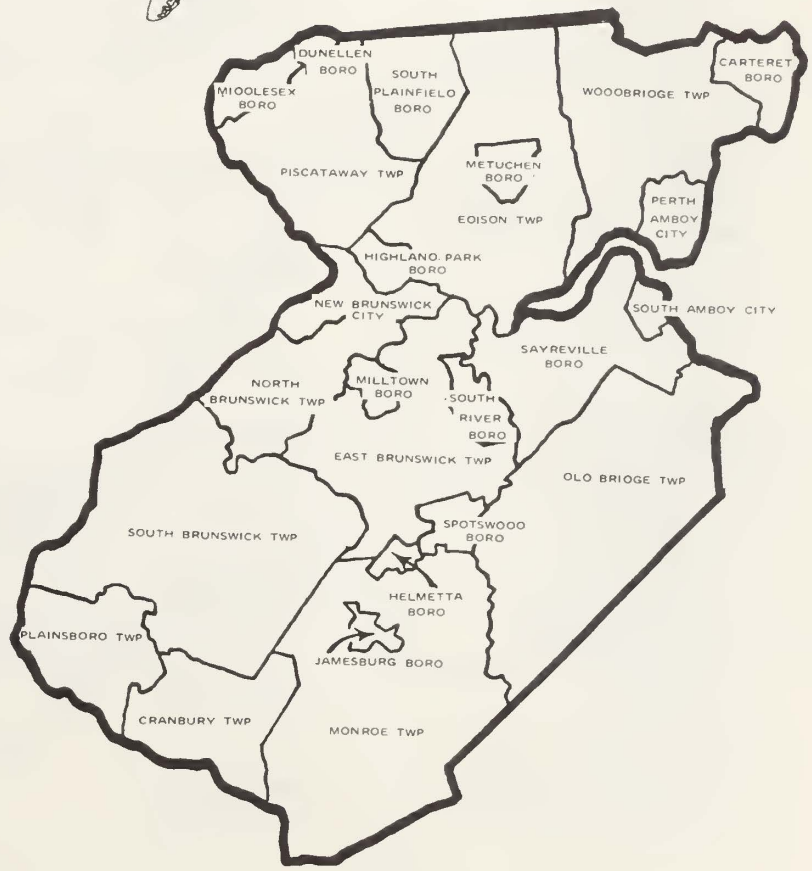

1300

Population 1970 463,660
Population 1980 503,173
S & P Rating A+
Moody Rating A2
Land Area 471.57 Sq. Miles

Net Valuation Taxable
6,472,265,957
Net Valuation on Which County Taxes are apportioned:
9,494,523,491

MONMOUTH COUNTY — Class 5
Form of Government:
Board of Chosen Freeholders
Number of Freeholders on Board — 5

PER CAPITA:		PER CENT:	
Gross Debt	68.89	Gross Debt	.38
Net Debt	59.35	Net Debt	.33
Debt Service	8.35		
Totol Tox Levy	104.79		
County Functions:	185.23		

EXPENDITURES	
GENERAL GOVERNMENT	
Governing Body and Public Boards	190,089.13
County Clerk	631,833.85
Financial Administration	218,050.92
Boord of Taxation	121,989.77
Planning, Housing, Development	398,084.74
Human Resources	1,575,354.55
Elections	793,410.52
General Administration	3,545,363.36
JUDICIARY	
Superior Court-Law Division	528,870.12
County Courts	34,360.00
County District Courts	363,292.40
Juvenile and Domestic Relations Courts	127,427.51
Jury Commission and Jurors' Fees	55,613.36
Law Library	13,200.00
Prosecutor's Office	2,309,176.20
Surrogate's Office	249,788.31
Probation Office	1,618,080.66
County Clerk (Judicial Functions)	605,451.84
Sheriff's Office (Judicial Functions)	614,182.92
Other Judicial	
PUBLIC SAFETY	
County Police	622,892.32
Sheriff's Office	423,215.74
Civil Defense and Disaster Control	63,524.44
Environmentol Inspection and Control	
Weights ond Measures	108,293.44
Correctional and Penol	3,403,046.76
Other Public Safety	359,964.85
PUBLIC WORKS	
Roads and Bridges, Streets, Droinage	303,300.00
State Aid Motor Vehicle Fund	
County Funds	4,708,434.07
Other Roads and Bridges	
Public Buildings and Grounds	4,610,219.04
Other Public Works	1,273,508.46
HEALTH AND WELFARE	
County Health Department	1,207,559.33
Mental Health Activities	4,315,574.72
Tuberculor Patient Core	
County Hospitals, Homes	
County Aid to Hospitals	2,793,000.00
Health Clinics	161,688.99
Mosquito Extermination	427,589.00
Health Services Except Environmental	3,363,309.21
County Welfore Boord	9,403,896.00
Child Welfore	105,000.00
Other Welfare Services	62,421.00
RECREATION AND CONSERVATION	
Parks, Playgrounds, Shade Trees	5,059,375.89
Land Reclomotion and Conservotion	4,600.00
Other Recreotional Services	

EXPENDITURES (cont'd.)		
EDUCATION (excluding schools)		
County Superintendent of Schools		161,070.12
Vocationol Schools		1,975,316.62
County College		5,343,183.00
County Extension Services		119,385.11
Libraries		
Other Educational Services		344,890.45
STATUTORY EXPENDITURES		
Pensions and F.I.C.A.		3,421,222.76
Employee Fringe Benefits		1,856,515.80
Other Stotutory Expenditures		139,657.00
Ceta & Other Public Employment Programs		18,441,758.06
COUNTY FUNCTIONS	TOTAL	88,977,032.34
CAPITAL IMPROVEMENTS	*MEMO	200,000.00
DEBT SERVICE		
Principal Poyments		2,454,942.00
Interest Payments		1,767,646.79
DEFERRED CHARGES		831.60
RESERVE FOR UNCOLLECTED TAXES		
EXPENDITURES	TOTAL	93,200,452.73

CAPITAL DEBT AUTHORIZED, DECEMBER 31,

ISSUED AND UNISSUED	GROSS DEBT	NET DEBT
School		
Self-liquidating		
Other	34,662,500	29,861,000
Total	34,662,500	29,861,000

ISSUED AND OUTSTANDING	
School	
Self-liquidating	
Other	31,732,152.92
Totol	31,732,152.92
Equolized Voluotion Basis for Net Debt Computation	9,040,796,046.00
CAPITAL OUTLAY TOTAL	2,355,703.29
Public Enterprises	
Recreotion—Culture	204,279.89
Public Works	4,975.00
Buildings and Grounds	1,984,615.40
Library and Education	150,000.00
Conservation	11,833.00
All Other	

REVENUES REALIZED	
Property Taxes	52,727,067.36
Financiol Business Tax	24,465.11
Franchise Tox	163,272.57
Bonk Corp. Tox	438,086.18
Other Miscellaneous Taxes	
Stote Aid Revenues	3,455,359.77
Federal Aid Revenues	20,901,716.74
State and Locol Fiscal Assistance Act Utilized	3,865,007.84
Institutionol Revenües	3,235,156.75
Courts	650,729.19
County Clerk & Register	1,413,835.14
Surrogote	219,960.18
Sheriff	306,024.48
Other Miscelloneous Revenues	3,815,285.35
Other Revenues, Revenue Sharing, Tax Effort	
TOTAL	91,215,966.66
Prior Years Surplus Appropriated	4,700,000.00
REVENUES TOTAL	95,915,966.66

CURRENT FINANCES DECEMBER 31,	
ASSETS	
Cash Dec. 31,	9,402,150.73
Toxes Receivable	
Emergencies and Other Deferred Charges	
State Aid Receivoble	
Other Receivoble	266,688.19
TOTAL	9,668,838.92
LIABILITIES RESERVES, AND SURPLUS	
Cash Liabilities	6,040,031.71
Reserves For Receivables	229,691.19
Surplus Dec. 31,	3,399,116.02
TOTAL	9,668,838.92

COUNTY Monmouth

COUNTY SEAT Freehold Borough

Form of Government: Board of Chosen Freeholders 5 Members

Number of Constituent Municipalities 53

Population Census 1970 463,660

Population Estimated 1980 503,173

Land Area – Square Miles 471.57

Net Valuation on which County Taxes are Apportioned $9,494,523,491

Tax Rate per $100 $.555

Tax Levy $52,727,067.36

Distribution of Ratables:

Class	Line Items	Assessed Valuation	% of Valuation
Vacant Land	21,097	231,011,630	3.62
Residential	128,385	4,534,636,249	71.11
Farm	4,984	132,592,039	2.08
Commercial	7,146	922,636,713	14.47
Industrial	457	238,996,315	3.75
Apartments	1,453	316,996,147	4.97
TOTAL	163,522	6,376,869,093	100.00

Bond Ratings:

Moody's AA

Standard & Poor's A+



MONMOUTH UNTY

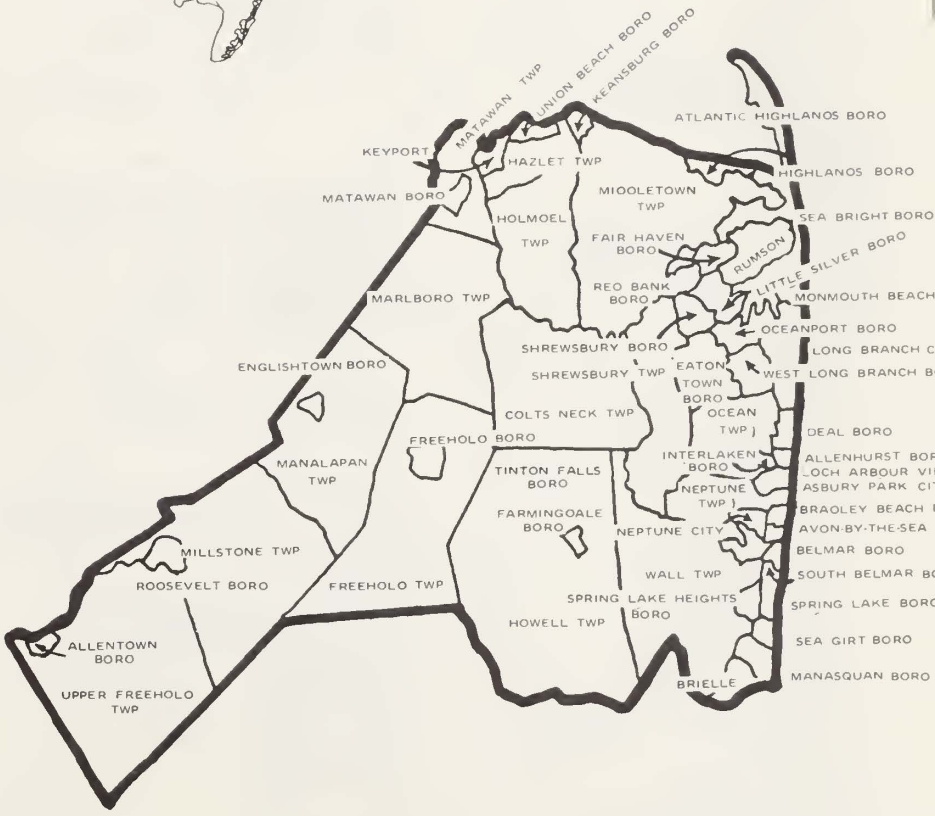

1400

Papulation 1970 385,145
Papulotion 1980 407,630
S & P Rating AAA
Maady Rating AAA
Lond Areo 470.24 Sq. Miles

Net Valuation Taxable
6,458,364,261
Net Valuation an Which County Taxes are appartianed:
11,897,938,659

MORRIS COUNTY — Class 2

Form of Government:
Board of Chosen Freeholders
Number of Freeholders on Board — 7

PER CAPITA:		PER CENT:	
Gross Debt	141.79	Grass Debt	.58
Net Debt	141.74	Net Debt	.58
Debt Service	14.69		
Total Tax Levy	105.37		
County Functions:	162.76		

EXPENDITURES	
GENERAL GOVERNMENT	
Governing Body and Public Boards	269,685.00
County Clerk	903,655.00
Financial Administration	317,441.00
Board of Taxation	90,765.00
Planning, Housing, Development	353,693.00
Human Resources	1,082,551.88
Elections	744,035.00
General Administration	3,338,317.00
JUDICIARY	
Superior Court-Law Division	
County Courts	637,085.00
County District Courts	203,735.00
Juvenile and Domestic Relations Courts	181,927.00
Jury Commission and Jurors' Fees	170,131.00
Law Library	45,980.00
Prosecutor's Office	1,706,152.00
Surrogate's Office	179,876.00
Probation Office	1,589,364.00
County Clerk (Judicial Functions)	
Sheriff's Office (Judicial Functions)	
Other Judicial	
PUBLIC SAFETY	
County Police	222,239.00
Sheriff's Office	1,662,240.00
Civil Defense and Disaster Control	107,292.00
Environmental Inspection and Control	3,000.00
Weights and Measures	113,806.00
Correctional and Penal	1,309,212.00
Other Public Safety	205,229.25
PUBLIC WORKS	
Roads and Bridges, Streets, Drainage	875,750.99
State Aid Motor Vehicle Fund	26,400.00
County Funds	4,586,815.00
Other Roads and Bridges	
Public Buildings and Grounds	1,901,790.00
Other Public Works	155,000.00
HEALTH AND WELFARE	
County Health Department	200,922.00
Mental Health Activities	4,032,778.00
Tubercular Patient Care	
County Hospitals, Homes	149,200.00
County Aid to Hospitals	1,025,000.00
Health Clinics	290,000.00
Mosquito Extermination	968,900.00
Health Services Except Environmental	127,920.00
County Welfare Board	2,390,743.30
Child Welfare	798,901.00
Other Welfare Services	7,981,515.20
RECREATION AND CONSERVATION	
Parks, Playgrounds, Shade Trees	3,767,389.00
Land Reclamation and Conservation	
Other Recreational Services	106,616.00

EXPENDITURES (cont'd.)		
EDUCATION (excluding schools)		
County Superintendent of Schools		103,674.00
Vocational Schools		445,600.50
County College		2,449,354.00
County Extension Services		150,198.00
Libraries		547,336.04
Other Educational Services		473,758.00
STATUTORY EXPENDITURES		
Pensions and F.I.C.A.		3,133,570.79
Employee Fringe Benefits		1,200,000.00
Other Statutory Expenditures		125,000.00
Ceto & Other Public Employment Programs		6,907,000.00
COUNTY FUNCTIONS	TOTAL	60,358,542.95
CAPITAL IMPROVEMENTS	*MEMO	331,000.00
DEBT SERVICE		
Principal Payments		3,489,000.00
Interest Payments		2,497,722.27
DEFERRED CHARGES		
RESERVE FOR UNCOLLECTED TAXES		
EXPENDITURES	TOTAL	66,345,265.22

CAPITAL DEBT AUTHORIZED, DECEMBER 31, ISSUED AND UNISSUED	GROSS DEBT	NET DEBT
School		
Self-liquidating		
Other	57,798,000	57,777,100
Total	57,798,000	57,777,100

ISSUED AND OUTSTANDING		
School		
Self-liquidating		
Other		49,685,000.00
	Total	49,685,000.00
Equalized Valuation Basis for Net Debt Computation		9,961,729,616.66
CAPITAL OUTLAY	TOTAL	2,788,171.69
Public Enterprises		
Recreation—Culture		
Public Works		2,574,718.27
Buildings and Grounds		210,668.61
Library and Education		2,784.81
Conservation		
All Other		

REVENUES REALIZED	
Property Taxes	42,953,815.48
Financial Business Tax	30,927.54
Franchise Tax	
Bank Corp. Tax	411,567.75
Other Miscellaneous Taxes	
State Aid Revenues	873,435.37
Federal Aid Revenues	7,098,135.40
State and Local Fiscal Assistance Act Utilized	2,221,251.54
Institutional Revenues	6,445,166.76
Courts	115,962.55
County Clerk & Register	1,406,106.68
Surrogate	197,701.64
Sheriff	217,659.50
Other Miscellaneous Revenues	5,872,267.32
Other Revenues, Revenue Sharing, Tax Effort	
TOTAL	67,843,997.53
Prior Years Surplus Appropriated	5,700,000.00
REVENUES TOTAL	73,543,997.53

CURRENT FINANCES DECEMBER 31, ASSETS	
Cash Dec. 31,	16,923,185.98
Taxes Receivable	177,815.29
Emergencies and Other Deferred Charges	
State Aid Receivable	184,017.00
Other Receivable	2,236,777.72
TOTAL	19,471,795.99
LIABILITIES RESERVES, AND SURPLUS	
Cash Liabilities	7,685,269.23
Reserves For Receivables	2,364,593.01
Surplus Dec. 31,	9,421,933.75
TOTAL	19,471,795.99

COUNTY Morris

COUNTY SEAT Morristown Town

Form of Government: Board of Chosen Freeholders 7 Members

Number of Constituent Municipalities 39

Population Census 1970 385,145

Population Estimated 1980 407,630

Land Area – Square Miles 470,24

Net Valuation on which County Taxes are Apportioned $11,897,938,659

Tax Rate per $100 $.361

Tax Levy $42,953,815.48

Distribution of Ratables:

Class	Line Items	Assessed Valuation	% of Valuation
Vacant Land	17,090	307,646,265	4.84
Residential	104,097	4,328,667,489	68.16
Farm	1,752	50,230,144	.79
Commercial	4,457	895,132,155	14.09
Industrial	711	493,209,715	7.77
Apartments	295	276,183,660	4.35
TOTAL	128,402	6,351,069,428	100.00

Bond Ratings:

Moody's AAA

Standard & Poor's AAA



MORRIS COUNTY



1500

Population 1970 210,760
Population 1980 346,038
S & P Rating A+
Moody Rating A-1
Land Area 637.09 Sq. Miles

Net Valuation Taxable
6,114,817,006
Net Valuation on Which County Taxes are apportioned:
7,925,492,447

OCEAN COUNTY — Class 5

Form of Government:
Board of Chosen Freeholders
Number of Freeholders on Board — 5

PER CAPITA:		PER CENT:	
Gross Debt	210.84	Gross Debt	.96
Net Debt	164.67	Net Debt	.75
Debt Service	10.86		
Total Tax Levy	96.61		
County Functions:	171.69		

EXPENDITURES	
GENERAL GOVERNMENT	
Governing Body and Public Boards	139,750.00
County Clerk	585,100.00
Financial Administration	398,212.78
Board of Taxation	128,300.00
Planning, Housing, Development	520,444.00
Human Resources	1,629,781.47
Elections	668,325.00
General Administration	4,219,250.41
JUDICIARY	
Superior Court-Law Division	305,280.00
County Courts	87,475.00
County District Courts	275,335.00
Juvenile and Domestic Relations Courts	
Jury Commission and Jurors' Fees	120,337.53
Law Library	8,000.00
Prosecutor's Office	1,617,075.00
Surrogate's Office	190,450.00
Probation Office	1,240,550.00
County Clerk (Judicial Functions)	472,000.00
Sheriff's Office (Judicial Functions)	322,375.00
Other Judicial	
PUBLIC SAFETY	
County Police	64,025.00
Sheriff's Office	1,510,860.15
Civil Defense and Disaster Control	103,550.00
Environmental Inspection and Control	443,650.00
Weights and Measures	129,000.00
Correctional and Penal	1,732,972.91
Other Public Safety	530,520.00
PUBLIC WORKS	
Roads and Bridges, Streets, Drainage	79,100.00
State Aid Motor Vehicle Fund	
County Funds	6,270,939.20
Other Roads and Bridges	240,000.00
Public Buildings and Grounds	1,612,798.75
Other Public Works	413,710.00
HEALTH AND WELFARE	
County Health Department	497,200.00
Mental Health Activities	1,868,920.00
Tubercular Patient Care	
County Hospitals, Homes	
County Aid to Hospitals	485,000.00
Health Clinics	
Mosquito Extermination	513,152.00
Health Services Except Environmental	54,000.00
County Welfare Board	5,061,992.60
Child Welfare	387,150.00
Other Welfare Services	270,400.00
RECREATION AND CONSERVATION	
Parks, Playgrounds, Shade Trees	1,000,000.00
Land Reclamation and Conservation	169,700.00
Other Recreational Services	50,000.00

EXPENDITURES (cont'd.)		
EDUCATION (excluding schools)		
County Superintendent of Schools		105,325.00
Vocational Schools		2,034,356.00
County College		2,780,524.00
County Extension Services		186,250.00
Libraries		
Other Educational Services		119,150.00
STATUTORY EXPENDITURES		
Pensions and F.I.C.A.		2,300,000.00
Employee Fringe Benefits		815,000.00
Other Statutory Expenditures		110,000.00
Ceta & Other Public Emplayment Programs		8,121,442.00
COUNTY FUNCTIONS	TOTAL	52,989,128.80
CAPITAL IMPROVEMENTS	*MEMO	583,000.00
DEBT SERVICE		
Principal Payments		2,039,000.00
Interest Payments		1,720,483.46
DEFERRED CHARGES		2,662,862.68
RESERVE FOR UNCOLLECTED TAXES		
EXPENDITURES	TOTAL	59,411,474.94

CAPITAL DEBT AUTHORIZED, DECEMBER 31, ISSUED AND UNISSUED	GROSS DEBT	NET DEBT
School		
Self-liquidating		
Other	72,958,900	56,981,949
Total	72,958,900	56,981,949
ISSUED AND OUTSTANDING		
School		
Self-liquidating		
Other		44,336,000.00
Total		44,336,000.00
Equalized Valuation Basis for Net Debt Computation		7,603,830,423.00
CAPITAL OUTLAY	TOTAL	7,918,506.34
Public Enterprises		
Recreation—Culture		703,693.71
Public Works		3,371,306.45
Buildings and Grounds		2,142,052.60
Library and Education		1,701,453.58
Conservation		
All Other		

REVENUES REALIZED	
Property Taxes	33,430,067.57
Financial Business Tax	
Franchise Tax	
Bonk Corp. Tax	289,227.85
Other Miscellaneous Taxes	
State Aid Revenues	2,400,945.07
Federal Aid Revenues	11,739,369.31
State and Local Fiscal Assistance Act Utilized	2,818,658.73
Institutional Revenues	
Courts	197,467.96
County Clerk & Register	1,191,335.55
Surrogate	179,939.52
Sheriff	229,724.91
Other Miscellaneous Revenues	5,590,597.43
Other Revenues, Revenue Sharing, Tax Effort	
TOTAL	58,067,333.90
Prior Years Surplus Appropriated	1,000,000.00
REVENUES TOTAL	59,067,333.90

CURRENT FINANCES DECEMBER 31, ASSETS	
Cash Dec. 31,	8,078,849.84
Taxes Receivable	206,393.29
Emergencies and Other Deferred Charges	813,063.60
State Aid Receivable	
Other Receivable	1,371,399.43
TOTAL	10,469,706.16
LIABILITIES RESERVES, AND SURPLUS	
Cash Liabilities	5,969,296.44
Reserves For Receivables	1,469,983.72
Surplus Dec. 31,	3,030,426.00
TOTAL	10,469,706.16

COUNTY Ocean

COUNTY SEAT Toms River

Form of Government: Board of Chosen Freeholders 5 Members

Number of Constituent Municipalities 33

Population Census 1970 210,760

Population Estimated 1980 346,038

Land Area – Square Miles 637.09

Net Valuation on which County Taxes are Apportioned $7,925,492,447

Tax Rate per $100 $.422

Tax Levy $33,430,067.57

Distribution of Ratables:

Class	Line Items	Assessed Valuation	% of Valuation
Vacant Land	74,770	538,311,169	8.92
Residential	138,953	4,464,926,699	74.03
Farm	851 ✓	✓ 23,657,420	.39
Commercial	4,660 ✓	632,072,040	10.48
Industrial	145	85,618,330	1.42
Apartments	550	286,894,739	4.76
TOTAL	219,929	6,031,480,397	100.00

Bond Ratings:

Moody's A-1

Standard & Poor's A+

OCEAN COUNTY

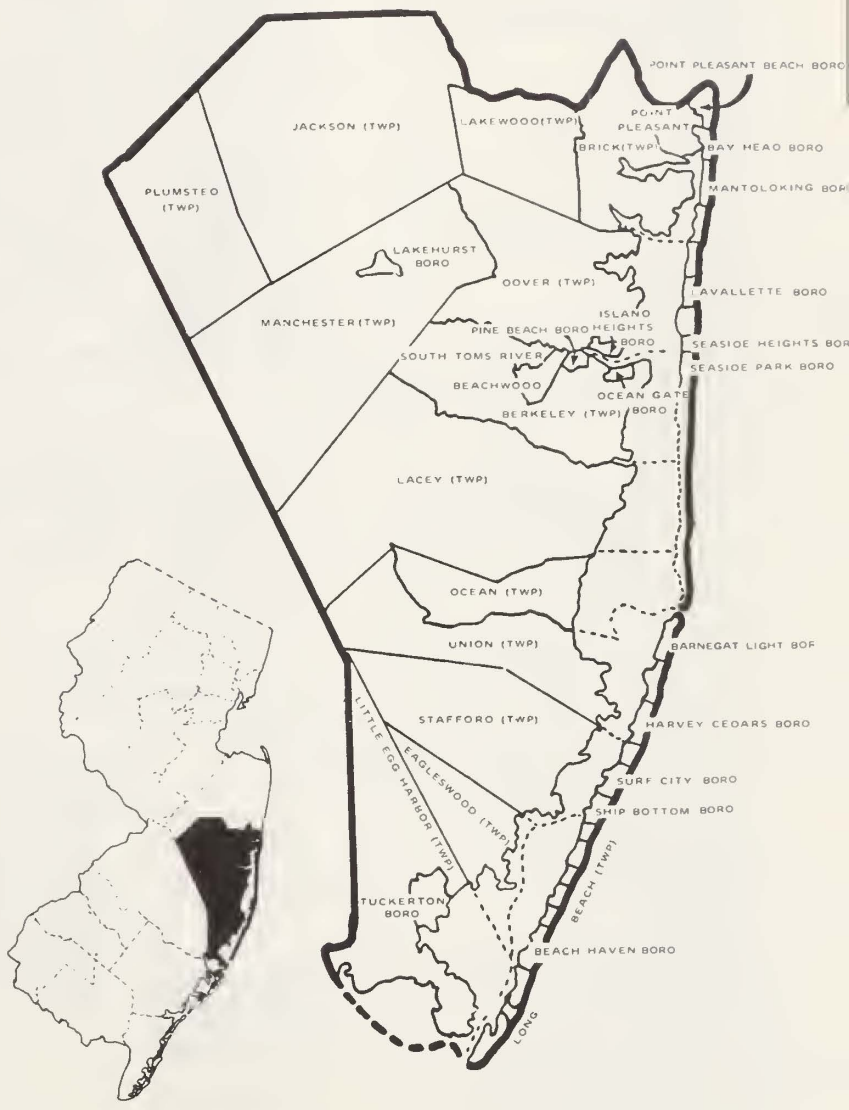

1800

Papulation 1970 461,940
Papulation 1980 447,585
S & P Rating
Maady Rating AA
Land Area 192.01 Sq. Miles

Net Valuation Taxable
4,751,571,258
Net Valuatian on Which Caunty Taxes are appartianed:
7,433,055,108

PASSAIC COUNTY – Class 2
Form of Government:
Board of Chosen Freeholders
Number of Freeholders on Board 7

PER CAPITA:

Grass Debt	110.28
Net Debt	106.96
Debt Service	7.42
Tatal Tax Levy	106.59
Caunty Functians:	174.65

PER CENT:

Grass Debt	.70
Net Debt	.68

EXPENDITURES	
GENERAL GOVERNMENT	
Gaverning Body and Public Baards	76,390.00
Caunty Clerk	656,231.66
Financial Administratian	444,907.61
Board af Taxatian	112,937.00
Planning, Housing, Develapment	220,784.51
Human Resources	3,213,178.04
Elections	636,073.00
General Administration	2,572,563.69
JUDICIARY	
Superiar Court-Law Divisian	784,633.00
County Courts	95,515.00
County District Caurts	701,674.00
Juvenile and Damestic Relatians Caurts	744,151.00
Jury Commission and Jurors' Fees	434,652.00
Law Library	69,908.00
Prasecutar's Office	2,618,390.00
Surragate's Office	263,784.00
Probation Office	2,907,029.00
County Clerk (Judicial Functians)	598,255.00
Sheriff's Office (Judicial Functians)	1,339,642.00
Other Judicial	
PUBLIC SAFETY	
County Palice	191,648.00
Sheriff's Office	487,722.00
Civil Defense and Disaster Cantral	52,315.56
Environmental Inspectian and Cantral	
Weights and Measures	62,373.00
Correctional and Penal	2,831,994.00
Other Public Safety	140,393.00
PUBLIC WORKS	
Roads and Bridges, Streets, Drainage	132,000.00
State Aid Mator Vehicle Fund	
Caunty Funds	1,718,452.00
Other Raads and Bridges	
Public Buildings and Graunds	1,394,232.00
Other Public Works	
HEALTH AND WELFARE	
Caunty Health Department	114,932.00
Mental Health Activities	2,696,935.00
Tubercular Patient Care	
Caunty Hospitals, Hames	8,079,964.00
Caunty Aid ta Haspitals	2,900.00
Health Clinics	
Mosquita Exterminatian	57,621.26
Health Services Except Enviranmental	2,859,771.36
County Welfare Baard	8,319,854.28
Child Welfare	575,000.00
Other Welfare Services	69,112.00
RECREATION AND CONSERVATION	
Parks, Playgraunds, Shade Trees	750,000.00
Land Reclamatian and Conservatian	
Other Recreatianal Services	

EXPENDITURES (cont'd.)	
EDUCATION (excluding schaals)	
Caunty Superintendent of Schaals	133,994.00
Vocational Schaals	2,500,541.00
Caunty College	2,323,512.00
Caunty Extension Services	75,575.00
Libraries	
Other Educational Services	116,500.00
STATUTORY EXPENDITURES	
Pensions and F.I.C.A.	4,997,000.00
Employee Fringe Benefits	1,607,080.00
Other Statutary Expenditures	410,000.00
Ceta & Other Public Emplayment Pragrams	10,772,725.47
COUNTY FUNCTIONS TOTAL	71,964,445.44
CAPITAL IMPROVEMENTS *MEMO	650,000.00
DEBT SERVICE	
Principal Payments	1,645,000.00
Interest Payments	1,675,964.73
DEFERRED CHARGES	2,884,427.50
RESERVE FOR UNCOLLECTED TAXES	
EXPENDITURES TOTAL	78,169,837.67

CAPITAL DEBT AUTHORIZED, DECEMBER 31, ISSUED AND UNISSUED	GROSS DEBT	NET DEBT
Schaal		
Self-liquidating		
Other	49,359,677	47,874,677
Tatal	49,359,677	47,874,677
ISSUED AND OUTSTANDING		
Schaal		
Self-liquidating		
Other		34,108,000.00
Tatal		34,108,000.00
Equalized Valuatian Basis for Net Debt Camputatian		7,006,067,755.67
CAPITAL OUTLAY TOTAL		5,675,023.98
Public Enterprises		
Recreatian—Culture		33,610.44
Public Warks		4,315,527.75
Buildings and Graunds		961,128.98
Library and Educatian		360,356.81
Conservatian		
All Other		

REVENUES REALIZED	
Praperty Taxes	47,706,185.50
Financial Business Tax	86,700.13
Franchise Tax	
Bank Carp. Tax	585,724.15
Other Miscellaneaus Taxes	
State Aid Revenues	2,289,682.51
Federal Aid Revenues	10,994,587.27
State and Local Fiscal Assistance Act Utilized	3,319,127.49
Institutional Revenues	7,108,589.44
Caurts	239,492.99
Caunty Clerk & Register	877,385.69
Surrogate	145,162.70
Sheriff	214,185.12
Other Miscellaneaus Revenues	3,885,387.92
Other Revenues, Revenue Sharing, Tax Effart	
TOTAL	77,452,210.91
Priar Years Surplus Appropriated	1,111,677.00
REVENUES TOTAL	78,563,887.91

CURRENT FINANCES DECEMBER 31, ASSETS	
Cash Dec. 31,	7,348,614.56
Taxes Receivable	
Emergencies and Other Deferred Charges	4,275,949.06
State Aid Receivable	
Other Receivable	1,124,344.60
TOTAL	12,748,908.22
LIABILITIES RESERVES, AND SURPLUS	
Cash Liabilities	6,558,622.64
Reserves For Receivables	1,124,344.60
Surplus Dec. 31,	5,065,940.98
TOTAL	12,748,908.22

COUNTY Passaic

COUNTY SEAT Paterson City

Form of Government: Board of Chosen Freeholders 7 Members

Number of Constituent Municipalities 16

Population Census 1970 461,940

Population Estimated 1980 447,585

Land Area – Square Miles 192.01

Net Valuation on which County Taxes are Apportioned $7,433,055,108

Tax Rate per $100 $.642

Tax Levy $47,706,185.50

Distribution of Ratables:

Class	Line Items	Assessed Valuation	% of Valuation
Vacant Land	10,625	171,430,170	3.67
Residential	90,497	2,935,271,470	62.82
Farm	225	5,056,600	.11
Commercial	7,015	797,484,700	17.07
Industrial	1,378	532,706,100	11.40
Apartments	1,102	230,420,906	4.93
TOTAL	110,842	4,672,369,946	100.00

Bond Ratings:

Moody's AA

Standard & Poor's



PASSAIC COUNTY



Populotion 1970 60,500
Populotion 1980 64,676
S & P Roting
Moody Roting
Lond Areo 350.88 Sq. Miles

Net Voluotion Toxoble
707,937,371
Net Voluotion on Which County Taxes ore opportioned:
985,390,042

SALEM COUNTY — Class 5
Form of Government:
Board of Chosen Freeholders
Number of Freeholders on Board — 7

PER CAPITA:		PER CENT:	
Gross Debt	78.32	Gross Debt	.60
Net Debt	78.32	Net Debt	.60
Debt Service	4.49		
Totol Tox Levy	128.84		
County Functions:	231.18		

EXPENDITURES	
GENERAL GOVERNMENT	
Governing Body ond Public Boords	98,225.00
County Clerk	95,550.00
Finonciol Administrotion	116,110.47
Boord of Toxotion	40,200.00
Plonning, Housing, Development	339,695.92
Humon Resources	339,168.04
Elections	120,450.00
Generol Administrotion	713,059.16
JUDICIARY	
Superior Court-Low Division	23,560.00
County Courts	70,000.00
County District Courts	63,050.00
Juvenile ond Domestic Relotions Courts	125,000.00
Jury Commission ond Jurors' Fees	13,000.00
Low Library	10,000.00
Prosecutor's Office	351,000.00
Surrogote's Office	49,200.00
Probotion Office	327,050.00
County Clerk (Judiciol Functions)	57,400.00
Sheriff's Office (Judiciol Functions)	75,300.00
Other Judiciol	
PUBLIC SAFETY	
County Police	48,761.00
Sheriff's Office	198,600.00
Civil Defense ond Disoster Control	81,670.00
Environmentol Inspection ond Control	
Weights ond Meosures	42,100.00
Correctionol ond Penol	606,000.00
Other Public Sofety	8,055.00
PUBLIC WORKS	
Roods ond Bridges, Streets, Droinoge	102,677.00
Stote Aid Motor Vehicle Fund	13,000.00
County Funds	2,009,037.79
Other Roods ond Bridges	
Public Buildings ond Grounds	578,000.00
Other Public Works	24,039.02
HEALTH AND WELFARE	
County Heolth Deportment	350,610.00
Mentol Heolth Activities	698,100.00
Tuberculor Potient Core	3,000.00
County Hospitols, Homes	9,300.00
County Aid to Hospitols	140,000.00
Heolth Clinics	
Mosquito Exterminotion	128,000.00
Heolth Services Except Environmentol	494,577.26
County Welfore Boord	2,252,000.00
Child Welfore	108,000.00
Other Welfore Services	102,595.00
RECREATION AND CONSERVATION	
Porks, Ploygrounds, Shode Trees	5,000.00
Lond Reclomotion ond Conservotion	2,300.00
Other Recreotionol Services	430,000.00

EXPENDITURES (cont'd.)		
EDUCATION (excluding schools)		
County Superintendent of Schools		63,000.00
Vocotionol Schools		697,500.00
County College		113,000.00
County Extension Services		93,900.00
Librories		
Other Educotionol Services		74,700.00
STATUTORY EXPENDITURES		
Pensions ond F.I.C.A.		569,000.00
Employee Fringe Benefits		286,300.00
Other Stotutory Expenditures		35,000.00
Ceto & Other Public Employment Progroms		1,204,620.86
COUNTY FUNCTIONS	TOTAL	14,609,461.52
CAPITAL IMPROVEMENTS	*MEMO	33,000.00
DEBT SERVICE		
Principol Poyments		211,000.00
Interest Poyments		79,242.60
DEFERRED CHARGES		52,000.00
RESERVE FOR UNCOLLECTED TAXES		
EXPENDITURES	TOTAL	14,951,704.12

CAPITAL DEBT AUTHORIZED, DECEMBER 31,	GROSS DEBT	NET DEBT
ISSUED AND UNISSUED		
School		
Self-liquidoting		
Other	5,065,580	5,065,580
Totol	5,065,580	5,065,580
ISSUED AND OUTSTANDING		
School		
Self-liquidoting		
Other		2,349,300.00
Totol		2,349,300.00
Equolized Voluotion Bosis for Net Debt Computotion		851,184,711.67
CAPITAL OUTLAY	TOTAL	662,755.04
Public Enterprises		
Recreotion—Culture		
Public Works		145,446.53
Buildings ond Grounds		517,308.51
Librory ond Educotion		
Conservotion		
All Other		

REVENUES REALIZED	
Property Toxes	8,333,020.64
Financiol Business Tox	
Fronchise Tox	
Bonk Corp. Tox	77,740.45
Other Miscelloneous Toxes	
Stote Aid Revenues	984,033.99
Federol Aid Revenues	1,109,819.50
Stote ond Locol Fiscol Assistonce Act Utilized	542,677.00
Institutionol Revenues	1,599,749.55
Courts	218,133.27
County Clerk & Register	89,364.62
Surrogote	29,312.75
Sheriff	29,117.90
Other Miscelloneous Revenues	1,697,362.47
Other Revenues, Revenue Shoring, Tox Effort	
TOTAL	14,710,332.14
Prior Yeors Surplus Appropriated	1,010,560.92
REVENUES TOTAL	15,720,893.06

CURRENT FINANCES DECEMBER 31, ASSETS	
Cosh Dec. 31,	2,187,174.81
Toxes Receivoble	
Emergencies ond Other Deferred Chorges	
Stote Aid Receivoble	40,918.85
Other Receivoble	126,639.41
TOTAL	2,354,733.07
LIABILITIES RESERVES, AND SURPLUS	
Cash Liabilities	1,055,689.52
Reserves For Receivables	16,287.92
Surplus Dec. 31,	1,282,755.63
TOTAL	2,354,733.07

COUNTY Salem

COUNTY SEAT Salem City

Form of Government: Board of Chosen Freeholders 7 Members

Number of Constituent Municipalities 15

Population Census 1970 60,500

Population Estimated 1980 64,676

Land Area – Square Miles 350.88

Net Valuation on which County Taxes are Apportioned $985,390,042

Tax Rate per $100 $.846

Tax Levy $8,333,020.64

Distribution of Ratables:

Class	Line Items	Assessed Valuation	% of Valuation
Vacant Land	6,876	26,932,750	3.91
Residential	16,813	381,115,550	55.37
Farm	5,182	72,775,250	10.57
Commercial	1,148	71,346,800	10.36
Industrial	51	121,679,250	17.68
Apartments	46	14,509,600	2.11
TOTAL	30,116	688,359,200	100.00

Bond Ratings:

Moody's

Standard & Poor's



SALEM COUNTY



1800

Population 1970 199,030
Population 1980 203,129
S & P Rating AAA
Moody Rating AA
Land Area 305.55 Sq. Miles

Net Valuation Taxable
3,744,948,904
Net Valuation on Which County Taxes are apportioned:
5,347,705,981

SOMERSET COUNTY — Class 3

Form of Government:

Board of Chosen Freeholders

Number of Freeholders on Board — 5

PER CAPITA:		PER CENT:	
Gross Debt	232.59	Gross Debt	.93
Net Debt	217.58	Net Debt	.87
Debt Service	22.58		
Total Tax Levy	60.35		
County Functions:	180.16		

EXPENDITURES	
GENERAL GOVERNMENT	
Governing Body and Public Boards	3,226,529.06
County Clerk	244,205.90
Finoncial Administrotion	174,918.31
Boord of Taxation	80,733.17
Planning, Housing, Development	312,783.75
Humon Resources	621,178.61
Elections	346,400.71
General Administration	1,932,116.54
JUDICIARY	
Superior Court-Law Division	279,818.72
County Courts	310,936.18
County District Courts	111,771.99
Juvenile and Domestic Relations Courts	
Jury Commission and Jurors' Fees	112,968.80
Law Library	29,137.00
Prosecutor's Office	1,182,966.32
Surrogote's Office	131,137.87
Probation Office	1,455,501.96
County Clerk (Judiciol Functions)	170,673.79
Sheriff's Office (Judiciol Functions)	129,797.87
Other Judicial	
PUBLIC SAFETY	
County Police	269,859.88
Sheriff's Office	470,965.89
Civil Defense and Disaster Control	5,673.00
Environmental Inspection and Control	
Weights ond Measures	29,000.00
Correctionol ond Penol	867,659.13
Other Public Sofety	10,000.00
PUBLIC WORKS	
Roods and Bridges, Streets, Drainage	141,900.00
State Aid Motor Vehicle Fund	
County Funds	2,160,535.18
Other Roads and Bridges	
Public Buildings and Grounds	1,194,489.41
Other Public Works	80,775.09
HEALTH AND WELFARE	
County Health Department	71,624.00
Mentol Heolth Activities	2,338,215.81
Tubercular Patient Care	
County Hospitals, Homes	
County Aid to Hospitals	48,607.00
Health Clinics	
Mosquito Extermination	187,992.00
Health Services Except Environmental	764,547.78
County Welfare Boord	2,154,154.51
Child Welfare	39,000.00
Other Welfore Services	336,912.67
RECREATION AND CONSERVATION	
Parks, Ploygrounds, Shade Trees	2,195,000.00
Land Reclomation and Conservation	357,456.44
Other Recreational Services	

EXPENDITURES (cont'd.)		
EDUCATION (excluding schools)		
County Superintendent of Schools		86,826.32
Vocational Schools		2,575,000.00
County College		1,798,000.00
County Extension Services		141,141.96
Librories		
Other Educational Services		100,000.00
STATUTORY EXPENDITURES		
Pensions and F.I.C.A.		1,666,000.00
Employee Fringe Benefits		568,000.00
Other Statutory Expenditures		56,500.00
Ceta & Other Public Employment Programs		
COUNTY FUNCTIONS	TOTAL	31,569,452.62
CAPITAL IMPROVEMENTS	*MEMO	150,000.00
DEBT SERVICE		
Principal Payments		2,095,000.00
Interest Payments		2,492,333.95
DEFERRED CHARGES		439,429.84
RESERVE FOR UNCOLLECTED TAXES		
EXPENDITURES	TOTAL	36,596,216.41

CAPITAL DEBT AUTHORIZED, DECEMBER 31, ISSUED AND UNISSUED	GROSS DEBT	NET DEBT
School		
Self-liquidoting		
Other	47,246,500	44,196,500
Total	47,246,500	44,196,500
ISSUED AND OUTSTANDING		
School		
Self-liquidating		
Other		45,009,000.00
Total		45,009,000.00
Equalized Valuation Basis for Net Debt Computation		5,072,136,377.33
CAPITAL OUTLAY	TOTAL	3,230,716.95
Public Enterprises		
Recreotion—Culture		
Public Works		1,691,245.99
Buildings and Grounds		163,797.71
Library and Education		1,375,673.25
Conservotion		
All Other		

REVENUES REALIZED	
Property Taxes	25,734,722.00
Financiol Business Tax	
Fronchise Tax	
Bonk Corp. Tax	181,862.83
Other Miscelloneous Taxes	
Stote Aid Revenues	1,240,261.85
Federal Aid Revenues	3,298,721.40
State and Locol Fiscal Assistance Act Utilized	1,075,498.84
Institutional Revenues	243,889.27
Courts	68,059.15
County Clerk & Register	595,333.39
Surrogate	72,652.04
Sheriff	105,472.70
Other Miscellaneous Revenues	3,311,425.74
Other Revenues, Revenue Sharing, Tax Effort	
TOTAL	35,927,899.21
Prior Years Surplus Appropriated	2,170,000.00
REVENUES TOTAL	38,097,899.21

CURRENT FINANCES DECEMBER 31,	
ASSETS	
Cosh Dec. 31,	5,749,480.37
Taxes Receivable	
Emergencies and Other Deferred Charges	
State Aid Receivable	
Other Receivable	313,410.70
TOTAL	6,062,891.07
LIABILITIES RESERVES, AND SURPLUS	
Cash Liabilities	3,604,321.73
Reserves For Receivables	268,583.70
Surplus Dec. 31,	2,189,985.64
TOTAL	6,062,891.07

COUNTY Somerset

COUNTY SEAT Somerville Borough

Form of Government: Board of Chosen Freeholders 5 Members

Number of Constituent Municipalities 21

Population Census 1970 ,199,030

Population Estimated 1980 203,129

Land Area – Square Miles 305.55

Net Valuation on which County Taxes are Apportioned $5,347,705,981

Tax Rate per $100 $.481

Tax Levy $25,734,722.00

Distribution of Ratables:

Class	Line Items	Assessed Valuation	% of Valuation
Vacant Land	8,305 ✓	139,751,825	3.80
Residential	51,915	2,412,957,695	65.54
Farm	2,639	102,092,566	2.77
Commercial	2,528	554,902,506	15.07
Industrial	339	362,593,614	9.85
Apartments	182	109,463,325	2.97
TOTAL	65,908	3,681,761,531	100.00

Bond Ratings:

Moody's AA

Standard & Poor's AAA



SOMERSET COUNTY



Population 1970	77,975	Net Valuation Taxable	Form of Government:	Gross Debt	73.40
Population 1980	116,119	1,642,374,731	Board of Chosen Freeholders	Net Debt	68.14
S & P Roting	A	Net Valuation on Which County Taxes	Number of Freeholders on Board — 3	Debt Service	5.61
Moody Rating	A-1	are apportioned:		Total Tax Levy	221.62
Land Areo	526.59 Sq. Miles	2,307,597,057		County Functions:	193.62

	Gross Debt	.39
	Net Debt	.36

EXPENDITURES	
GENERAL GOVERNMENT	
Governing Body and Public Boards	440,463.00
County Clerk	216,441.00
Financial Administration	187,847.00
Boord of Taxation	99,196.00
Plonning, Housing, Development	561,900.00
Human Resources	146,014.00
Elections	142,526.00
Generol Administrotion	1,029,940.00
JUDICIARY	
Superior Court-Law Division	
County Courts	94,144.00
County District Courts	
Juvenile and Domestic Relations Courts	
Jury Commission ond Jurors' Fees	57,107.00
Law Library	
Prosecutor's Office	368,927.00
Surrogote's Office	84,467.00
Probotion Office	269,631.00
County Clerk (Judiciol Functions)	144,259.00
Sheriff's Office (Judiciol Functions)	110,757.00
Other Judicial	
PUBLIC SAFETY	
County Police	281,822.00
Sheriff's Office	66,442.00
Civil Defense and Disaster Control	50,526.00
Environmentol Inspection and Control	1,100.00
Weights ond Measures	95,653.00
Correctionol ond Penol	670,397.00
Other Public Safety	15,425.00
PUBLIC WORKS	
Roods and Bridges, Streets, Drainoge	105,752.98
Stote Aid Motor Vehicle Fund	
County Funds	3,640,902.00
Other Roads and Bridges	247,000.00
Public Buildings and Grounds	272,883.00
Other Public Works	99,523.00
HEALTH AND WELFARE	
County Health Deportment	150,438.00
Mentol Heolth Activities	1,262,429.00
Tuberculor Potient Core	
County Hospitols, Homes	1,438,445.00
County Aid to Hospitals	73,500.00
Heolth Clinics	24,070.00
Mosquito Exterminotion	31,734.00
Heolth Services Except Environmental	926,693.00
County Welfare Board	1,437,209.00
Child Welfore	117,216.00
Other Welfore Services	171,400.00
RECREATION AND CONSERVATION	
Porks, Playgrounds, Shode Trees	4,500.00
Land Reclamotion ond Conservation	15,630.00
Other Recreational Services	600.00

EXPENDITURES (cont'd.)		
EDUCATION (excluding schools)		
County Superintendent of Schools		
Vocotionol Schools		
County College		
County Extension Services		72,973.00
Libraries		
Other Educotionol Services		
STATUTORY EXPENDITURES		
Pensions ond F.I.C.A.		1,000,083.15
Employee Fringe Benefits		385,000.00
Other Statutory Expenditures		37,200.00
Ceta & Other Public Employment Programs		2,997,965.00
COUNTY FUNCTIONS	TOTAL	19,648,130.13
CAPITAL IMPROVEMENTS	*MEMO	60,000.00
DEBT SERVICE		
Principal Poyments		360,000.00
Interest Poyments		291,833.00
DEFERRED CHARGES		2,183,263.00
RESERVE FOR UNCOLLECTED TAXES		
EXPENDITURES	TOTAL	22,483,226.13

CAPITAL DEBT AUTHORIZED, DECEMBER 31,		
ISSUED AND UNISSUED	GROSS DEBT	NET DEBT
School		
Self-liquidoting		
Other	8,523,675	7,911,778
Totol	8,523,675	7,911,778
ISSUED AND OUTSTANDING		
School		
Self-liquidating		
Other		5,058,000.00
	Total	5,058,000.00
Equalized Valuotion Basis for Net Debt Computation		2,200,281,837.67
CAPITAL OUTLAY	TOTAL	5,219,832.70
Public Enterprises		
Recreotion—Culture		730,288.58
Public Works		4,238,674.30
Buildings and Grounds		250,869.82
Library ond Educotion		
Conservation		
All Other		

REVENUES REALIZED	
Property Toxes	12,258,959.43
Financiol Business Tax	
Franchise Tax	43,885.03
Bank Corp. Tox	91,836.73
Other Miscellaneous Taxes.	
State Aid Revenues	992,185.32
Federol Aid Revenues	1,988,047.71
Stote ond Local Fiscal Assistance Act Utilized	961,655.98
Institutional Revenues	1,457,575.16
Courts	37,187.96
County Clerk & Register	371,518.93
Surrogate	33,009.54
Sheriff	70,529.78
Other Miscelloneous Revenues	2,269,097.64
Other Revenues, Revenue Shoring, Tox Effort	
TOTAL	20,575,489.21
Prior Years Surplus Appropriated	1,901,400.00
REVENUES TOTAL	22,476,889.21

CURRENT FINANCES DECEMBER 31,	
ASSETS	
Cash Dec. 31,	8,597,466.30
Toxes Receivoble	152,969.76
Emergencies and Other Deferred Charges	
State Aid Receivoble	
Other Receivable	937,143.26
TOTAL	9,687,579.32
LIABILITIES RESERVES, AND SURPLUS	
Cash Liabilities	3,698,954.83
Reserves For Receivables	1,070,074.02
Surplus Dec. 31,	4,918,550.47
TOTAL	9,687,579.32

COUNTY Sussex

COUNTY SEAT Newton Town

Form of Government: Board of Chosen Freeholders 3 Members

Number of Constituent Municipalities 24

Population Census 1970 77,975

Population Estimated 1980 116,119

Land Area – Square Miles 526.59

Net Valuation on which County Taxes are Apportioned $2,307,597,057

Tax Rate per $100 $.531

Tax Levy $12,258,959.43

Distribution of Ratables:

Class	Line Items	Assessed Valuation	% of Valuation
Vacant Land	20,769	133,683,932	8.28
Residential	36,704	1,201,806,436	74.44
Farm	4,551	73,205,765	4.54
Commercial	1,657	155,236,857	9.61
Industrial	133	33,621,150	2.08
Apartments	79	17,000,990	1.05
TOTAL	63,893	1,614,555,130	100.00

Bond Ratings:

Moody's A-1

Standard & Poor's A



SUSSEX COUNTY

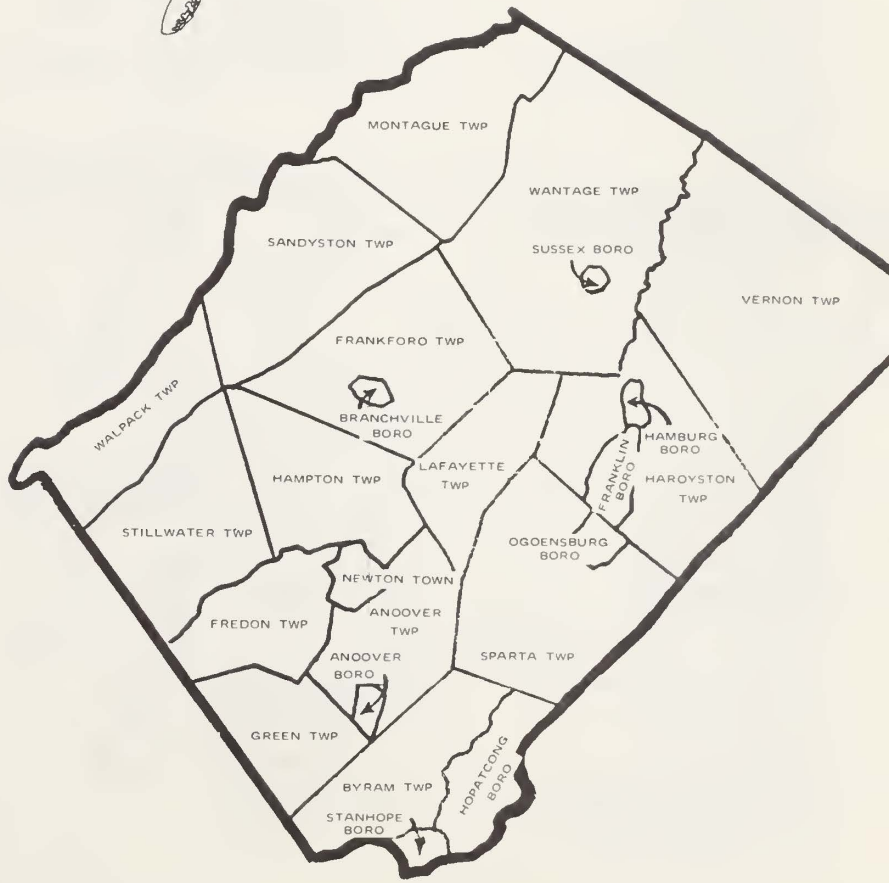

2000

Population 1970 544,090
Population 1980 504,094
S & P Rating AA+
Moody Rating AAA
Land Area 102.93 Sq. Miles

Net Valuation Taxable
7,807,136,740
Net Valuation on Which County Taxes are apportioned:
10,839,998,084

UNION COUNTY — Class 2

Form of Government:
County Manager Plan — (O.C.C.L. — 1972)
Number of Freeholders on Board — 9

PER CAPITA:		PER CENT:	
Gross Debt	109.12	Gross Debt	.54
Net Debt	104.03	Net Debt	.52
Debt Service	8.98		
Total Tax Levy	106.12		
County Functions:	192.19		

EXPENDITURES	
GENERAL GOVERNMENT	
Governing Body and Public Boards	163,295.00
County Clerk	456,131.00
Financial Administration	667,204.47
Board of Taxation	77,305.00
Planning, Housing, Development	3,862,608.52
Human Resources	2,848,900.38
Elections	846,634.00
General Administration	6,583,052.49
JUDICIARY	
Superior Court-Law Division	1,123,687.00
County Courts	167,013.00
County District Courts	813,640.00
Juvenile and Domestic Relations Courts	583,476.80
Jury Commission and Jurors' Fees	
Law Library	57,401.00
Prosecutor's Office	3,595,643.00
Surrogate's Office	266,631.00
Probation Office	2,174,047.00
County Clerk (Judicial Functions)	676,787.00
Sheriff's Office (Judicial Functions)	1,947,050.00
Other Judicial	
PUBLIC SAFETY	
County Police	1,756,739.00
Sheriff's Office	402,280.00
Civil Defense and Disaster Control	56,095.00
Environmental Inspection and Control	
Weights and Measures	90,741.00
Correctional and Penal	2,327,170.00
Other Public Safety	4,000.00
PUBLIC WORKS	
Roads and Bridges, Streets, Drainage	18,000.00
State Aid Motor Vehicle Fund	
County Funds	2,026,804.00
Other Roads and Bridges	
Public Buildings and Grounds	3,139,027.00
Other Public Works	963,799.00
HEALTH AND WELFARE	
County Health Department	1,408,558.00
Mental Health Activities	2,286,245.00
Tubercular Patient Care	
County Hospitals, Homes	7,908,419.00
County Aid to Hospitals	1,125,000.00
Health Clinics	
Mosquito Extermination	394,055.00
Health Services Except Environmental	4,688,875.53
County Welfare Board	5,328,276.00
Child Welfare	904,342.00
Other Welfare Services	333,900.00
RECREATION AND CONSERVATION	
Parks, Playgrounds, Shade Trees	3,385,123.84
Land Reclamation and Conservation	6,200.00
Other Recreational Services	

EXPENDITURES (cont'd.)		
EDUCATION (excluding schools)		
County Superintendent of Schools		92,669.00
Vocational Schools		1,520,000.00
County College		2,256,182.00
County Extension Services		117,875.00
Libraries		
Other Educational Services		146,689.00
STATUTORY EXPENDITURES		
Pensions and F.I.C.A.		5,757,070.30
Employee Fringe Benefits		1,538,253.00
Other Statutory Expenditures		200,000.00
Ceta & Other Public Employment Programs		15,223,231.04
COUNTY FUNCTIONS	TOTAL	92,316,225.37
CAPITAL IMPROVEMENTS	*MEMO	25,000.00
DEBT SERVICE		
Principal Payments		3,219,350.00
Interest Payments		1,305,654.62
DEFERRED CHARGES		41,045.86
RESERVE FOR UNCOLLECTED TAXES		
EXPENDITURES	TOTAL	96,882,275.85

CAPITAL DEBT AUTHORIZED, DECEMBER 31, ISSUED AND UNISSUED	GROSS DEBT	NET DEBT
School		
Self-liquidating		
Other	55,007,488	52,441,427
Total	55,007,488	52,441,427
ISSUED AND OUTSTANDING		
School		
Self-liquidating		
Other		35,357,000.00
Total		35,357,000.00
Equalized Valuation Basis for Net Debt Computation		10,116,747,080.00
CAPITAL OUTLAY	TOTAL	6,823,110.08
Public Enterprises		
Recreation—Culture		195,308.04
Public Works		2,275,423.45
Buildings and Grounds		4,352,378.59
Library and Education		
Conservation		
All Other		

REVENUES REALIZED	
Property Taxes	53,494,200.00
Financial Business Tax	
Franchise Tax	
Bank Corp. Tax	509,058.11
Other Miscellaneous Taxes	
State Aid Revenues	8,236,873.80
Federal Aid Revenues	16,083,438.67
State and Local Fiscal Assistance Act Utilized	2,554,391.84
Institutional Revenues	5,198,796.60
Courts	459,222.00
County Clerk & Register	1,036,669.91
Surrogate	189,000.00
Sheriff	186,000.00
Other Miscellaneous Revenues	4,477,181.57
Other Revenues, Revenue Sharing, Tax Effort	
TOTAL	92,424,832.50
Prior Years Surplus Appropriated	5,000,000.00
REVENUES TOTAL	97,424,832.50

CURRENT FINANCES DECEMBER 31, ASSETS	
Cash Dec. 31,	13,290,794.50
Taxes Receivable	
Emergencies and Other Deferred Charges	
State Aid Receivable	336,710.48
Other Receivable	13,628,418.84
TOTAL	27,255,923.82
LIABILITIES RESERVES, AND SURPLUS	
Cash Liabilities	9,893,488.27
Reserves For Receivables	13,628,418.84
Surplus Dec. 31,	3,734,016.71
TOTAL	27,255,923.82

COUNTY Union

COUNTY SEAT Elizabeth City

Form of Government: Board of Chosen Freeholders 9 Members

Number of Constituent Municipalities 21

Population Census 1970 544,090

Population Estimated 1980 504,094

Land Area – Square Miles 102.93

Net Valuation on which County Taxes are Apportioned $10,839,998,084

Tax Rate per $100 $.493

Tax Levy $53,494,200.00

Distribution of Ratables:

Class	Line Items	Assessed Valuation	% of Valuation
Vacant Land	5,961	108,734,425	1.41
Residential	117,652	4,729,544,661	61.50
Farm	58	1,778,800	.02
Commercial	7,646	990,795,550	12.88
Industrial	1,794	1,472,443,950	19.15
Apartments	1,268	387,689,500	5.04
TOTAL	134,379	7,690,986,886	100.00

Bond Ratings:

Moody's AAA

Standard & Poor's AA+



UNION COUNTY



2100

Population 1970 74,105
Population 1980 84,429
S & P Roting
Moody Roting AA
Land Area 361.55 Sq. Miles

Net Valuation Taxable
1,330,320,395
Net Valuation on Which County Taxes are apportioned:
1,595,259,395

WARREN COUNTY — Class 3
Form of Government:
Board of Chosen Freeholders
Number of Freeholders on Board — 3

PER CAPITA:		PER CENT:	
Gross Debt	9.71	Gross Debt	.05
Net Debt	9.71	Net Debt	.05
Debt Service	6.19		
Total Tax Levy	95.56		
County Functions:	169.95		

EXPENDITURES	
GENERAL GOVERNMENT	
Governing Body and Public Boards	98,850.00
County Clerk	115,128.58
Financial Administration	158,088.00
Board of Taxation	62,883.00
Planning, Housing, Development	101,585.00
Humon Resources	463,783.84
Elections	131,253.00
General Administration	456,747.29
JUDICIARY	
Superior Court-Law Division	
County Courts	90,762.00
County District Courts	51,034.00
Juvenile and Domestic Relations Courts	
Jury Commission and Jurors' Fees	38,715.00
Low Library	11,950.00
Prosecutor's Office	169,586.00
Surrogote's Office	68,194.00
Probation Office	432,758.54
County Clerk (Judicial Functions)	94,717.00
Sheriff's Office (Judicial Functions)	73,360.00
Other Judicial	
PUBLIC SAFETY	
County Police	3,000.00
Sheriff's Office	55,449.00
Civil Defense and Disaster Control	30,177.00
Environmental Inspection and Control	
Weights and Measures	65,407.00
Correctional and Penal	724,286.00
Other Public Safety	7,500.00
PUBLIC WORKS	
Roods ond Bridges, Streets, Drainage	15,000.00
State Aid Motor Vehicle Fund	200,000.00
County Funds	2,195,019.42
Other Roads and Bridges	
Public Buildings and Grounds	294,526.00
Other Public Works	21,000.00
HEALTH AND WELFARE	
County Health Department	746,585.94
Mentol Health Activities	1,000,269.03
Tuberculor Patient Care	
County Hospitols, Homes	1,610,263.00
County Aid to Hospitals	106,698.00
Health Clinics	36,500.00
Mosquito Extermination	43,605.00
Health Services Except Environmental	44,312.00
County Welfare Board	783,924.00
Child Welfare	95,000.00
Other Welfore Services	70,319.20
RECREATION AND CONSERVATION	
Parks, Ploygrounds, Shode Trees	2,250.00
Land Reclamation and Conservation	13,825.00
Other Recreationol Services	

EXPENDITURES (cont'd.)	
EDUCATION (excluding schools)	
County Superintendent of Schools	26,720.00
Vocational Schools	
County College	
County Extension Services	136,719.03
Libraries	
Other Educational Services	328,435.63
STATUTORY EXPENDITURES	
Pensions and F.I.C.A.	656,679.55
Employee Fringe Benefits	337,768.57
Other Statutory Expenditures	27,928.88
Ceta & Other Public Employment Programs	1,526,375.27
COUNTY FUNCTIONS TOTAL	13,824,947.77
CAPITAL IMPROVEMENTS *MEMO	933,745.52
DEBT SERVICE	
Principal Payments	475,000.00
Interest Payments	47,459.01
DEFERRED CHARGES	1,530.45
RESERVE FOR UNCOLLECTED TAXES	
EXPENDITURES TOTAL	14,348,937.23

CAPITAL DEBT AUTHORIZED, DECEMBER 31,		
ISSUED AND UNISSUED	GROSS DEBT	NET DEBT
School		
Self-liquidating		
Other	819,765	819,765
Total	819,765	819,765
ISSUED AND OUTSTANDING		
School		
Self-liquidating		
Other		700,000.00
Total		700,000.00
Equolized Voluation Basis for Net Debt Computation		1,491,199,915.00
CAPITAL OUTLAY TOTAL		962,464.08
Public Enterprises		
Recreotion—Culture		
Public Works		777,034.35
Buildings and Grounds		185,162.35
Library and Education		267.38
Conservotion		
All Other		

REVENUES REALIZED	
Property Taxes	8,067,687.23
Financial Business Tax	
Franchise Tax	
Bonk Corp. Tax	98,095.61
Other Miscellaneous Taxes	
State Aid Revenues	291,514.50
Federal Aid Revenues	1,368,936.04
State and Local Fiscal Assistance Act Utilized	683,711.52
Institutionol Revenues	1,963,004.54
Courts	40,160.35
County Clerk & Register	202,843.15
Surrogate	28,188.65
Sheriff	34,221.40
Other Miscellaneous Revenues	1,681,264.08
Other Revenues, Revenue Shoring, Tax Effort	
TOTAL	14,459,627.07
Prior Yeors Surplus Appropriated	1,920,000.00
REVENUES TOTAL	16,379,627.07

CURRENT FINANCES DECEMBER 31,	
ASSETS	
Cash Dec. 31,	4,084,435.86
Taxes Receivable	2,924.28
Emergencies and Other Deferred Charges	234.02
State Aid Receivable	
Other Receivable	12,600.00
TOTAL	4,100,194.16
LIABILITIES RESERVES, AND SURPLUS	
Cash Liabilities	1,182,077.92
Reserves For Receivables	75,524.28
Surplus Dec. 31,	2,842,591.96
TOTAL	4,100,194.16

COUNTY Warren

COUNTY SEAT Belvidere Town

Form of Government: Board of Chosen Freeholders 3 Members

Number of Constituent Municipalities 23

Population Census 1970 74,105

Population Estimated 1980 84,429

Land Area — Square Miles 361.55

Net Valuation on which County Taxes are Apportioned $1,595,259,395

Tax Rate per $100 $.506

Tax Levy $8,067,687.23

Distribution of Ratables:

Class	Line Items	Assessed Valuation	% of Valuation
Vacant Land	6,249	72,154,075	5.52
Residential	22,165	811,954,204	62.09
Farm	4,082	86,375,737	6.61
Commercial	1,615	142,775,975	10.92
Industrial	178	143,658,280	10.98
Apartments	89	50,721,628	3.88
TOTAL	34,378	1,307,639,899	100.00

Bond Ratings:

Moody's AA

Standard & Poor's



SUMMARY OF COUNTY UNITS

Form fo Government: Boards of Chosen Freeholders

Number of County Units – 21

Number of Constituent Municipalities 567

Population Census 1970 7,192,805

Population Estimated 1980 7,364,158

Land Area – Square Miles 7,495.73

Net Valuation on which County Taxes are Apportioned $141,587,093,849

County Taxes Apportioned $874,410,255.73

Distribution of Ratables:

Class	Line Items	Assessed Valuation	% of Valuation
Vacant Land	364,335	4,238,500,198	4.17
Residential	1,749,454	66,098,918,016	64.98
Farm	55,916	1,299,393,326	1.28
Commercial	108,904	14,692,936,429	14.44
Industrial	17,763	10,033,208,161	9.86
Apartments	19,257	5,365,045,672	5.27
TOTAL	2,315,629	101,728,001,802	100.00



STATE SUMMARIES

SUMMARY
COUNTY DATA SHEETS

EXPENDITURES	
GENERAL GOVERNMENT	
Governing Body ond Public Boards	9,544,952.34
County Clerk	10,487,288.99
Financiol Administrotion	8,050,777.94
Boord of Toxotion	2,025,733.94
Plonning, Housing, Development	13,122,122.72
Humon Resources	28,391,477.93
Elections	13,931,375.20
General Administrotion	75,157,843.84
JUDICIARY	
Superior Court-Law Division	7,946,938.26
Caunty Courts	11,197,818.18
County District Courts	6,128,115.39
Juvenile and Domestic Relotions Courts	4,823,130.31
Jury Commission ond Jurors' Fees	3,423,533.69
Law Library	576,006.00
Prosecutor's Office	39,038,209.52
Surrogote's Office	3,853,294.56
Prabotian Office	34,325,124.16
Caunty Clerk (Judicial Functions)	9,004,649.63
Sheriff's Office (Judicial Functians)	11,783,594.79
Other Judiciol	994,371.00
PUBLIC SAFETY	
County Police	16,494,863.45
Sheriff's Office	19,572,518.37
Civil Defense ond Disoster Control	1,562,331.00
Enviranmental Inspectian ond Control	507,150.00
Weights ond Measures	1,494,321.44
Carrectianal ond Penol	58,269,190.29
Other Public Sofety	2,883,032.10
PUBLIC WORKS	
Roads and Bridges, Streets, Drainoge	3,078,974.97
Stote Aid Motor Vehicle Fund	553,483.00
Caunty Funds	64,752,070.61
Other Roads ond Bridges	487,000.00
Public Buildings and Graunds	45,847,314.51
Other Public Works	12,735,654.69
HEALTH AND WELFARE	
Caunty Heolth Department	9,852,058.27
Mental Heolth Activities	85,410,421.02
Tubercular Potient Care	116,084.00
County Hospitols, Hames	88,177,843.33
County Aid to Haspitals	18,786,822.25
Heolth Clinics	1,165,769.99
Mosquita Exterminotion	6,852,061.92
Heolth Services Except Environmentol	47,355,226.80
County Welfare Board	121,506,822.09
Child Welfore	22,139,539.23
Other Welfare Services	44,997,350.69
RECREATION AND CONSERVATION	
Parks, Ploygrounds, Shode Trees	47,623,860.35
Land Reclomotion and Conservation	1,256,993.57
Other Recreotianal Services	2,367,236.70

EXPENDITURES (cont'd.)		
EDUCATION (excluding schools)		
County Superintendent of Schools		2,069,324.44
Vocatianol Schools		46,065,102.11
Caunty College		50,031,267.25
County Extension Services		2,413,977.10
Libraries		899,219.04
Other Educotionol Services		6,786,809.35
STATUTORY EXPENDITURES		
Pensions ond F.I.C.A.		81,175,933.42
Employee Fringe Benefits		30,126,279.12
Other Stotutory Expenditures		3,258,313.71
Ceta & Other Public Employment Pragroms		211,194,290.45
COUNTY FUNCTIONS	TOTAL	1,453,672,909.02
CAPITAL IMPROVEMENTS	*MEMO	8,398,809.13
DEBT SERVICE		
Principal Payments		49,247,292.00
Interest Poyments		38,056,842.81
DEFERRED CHARGES		13,538,552.97
RESERVE FOR UNCOLLECTED TAXES		
EXPENDITURES	TOTAL	1,554,515,596.80

CAPITAL DEBT AUTHORIZED, DECEMBER 31,		
ISSUED AND UNISSUED	GROSS DEBT	NET DEBT
School		
Self-liquidoting		
Other	1,062,242,697	984,919,292
Totol	1,062,242,697	984,919,292
ISSUED AND OUTSTANDING		
School		
Self-liquidoting		
Other		796,490,082.92
	Total	796,490,082.92
Equolized Voluatian Bosis for Net Debt Computotian		130,513,321,273.00

CAPITAL OUTLAY	TOTAL	119,542,618.28
Public Enterprises		
Recreotion—Culture		6,004,042.91
Public Warks		52,242,253.59
Buildings and Grounds		34,008,015.11
Library ond Educotion		27,276,473.67
Canservatian		11,833.00
All Other		

REVENUES REALIZED		
Praperty Taxes		874,410,255.72
Financiol Business Tax		652,588.89
Franchise Tox		1,555,188.90
Bonk Corp. Tox		7,189,253.39
Other Miscellaneous Taxes		
State Aid Revenues		96,729,954.84
Federol Aid Revenues		229,870,516.58
Stote ond Local Fiscol Assistonce Act Utilized		54,485,123.26
Institutionol Revenues		74,907,371.86
Courts		5,727,309.55
County Clerk & Register		16,589,598.42
Surragote		2,887,385.40
Sheriff		3,985,420.54
Other Miscelloneous Revenues		137,064,518.28
Other Revenues, Revenue Shoring, Tox Effart		
	TOTAL	1,506,054,485.63
Prior Yeors Surplus Appraprioted		85,854,079.50
REVENUES	TOTAL	1,591,908,565.13

CURRENT FINANCES DECEMBER 31,		
ASSETS		
Cosh Dec. 31,		236,563,977.84
Taxes Receivable		3,958,691.64
Emergencies and Other Deferred Chorges		8,351,054.12
Stote Aid Receivoble		1,668,173.85
Other Receivable		42,802,060.49
	TOTAL	293,343,957.94
LIABILITIES RESERVES, AND SURPLUS		
Cash Liabilities		155,787,051.02
Reserves For Receivables		42,643,764.47
Surplus Dec. 31,		94,913,142.45
	TOTAL	293,343,957.94

SUMMARY
MUNICIPAL DATA SHEETS

EXPENDITURES	
GENERAL GOVERNMENT	
Governing Body & Public Boards	11,700,216.26
Municipal Clerk	7,822,424.20
Financiol Administrotion	25,791,684.22
Assessment of Taxes	23,060,568.72
Collection of Taxes	19,445,256.40
Planning, Housing & Development	18,199,253.22
Human Resources	34,786,996.17
Elections	1,883,124.04
Generol Administration (other)	216,601,730.62
JUDICIARY	
Municipal Courts	22,347,220.21
PUBLIC SAFETY	
Fire Protection	192,818,366.70
Police Protection	459,117,783.98
Civil Defense & Disoster Control	1,855,333.93
Environmental Inspection & Control	25,883,684.70
Other Public Safety	1,100,056.62
PUBLIC WORKS	
Streets and Droinage	193,555,028.84
Sewers and Sewage Processing	79,521,321.64
Gorbage and Trosh Disposol	83,105,466.09
Public Buildings and Grounds	61,200,200.09
Other Public Works	31,678,776.29
HEALTH ond WELFARE	
Heolth Services Except Environmentol	42,088,907.48
Welfore-Public Assistonce	20,948,887.97
Hospitols, Clinics, First Aid	3,257,669.98
Animal, Insect, & Rodent Control	2,864,906.40
Other Welfare Services	1,262,262.74
RECREATION and CONSERVATION	
Beaches and Boardwolks	6,943,984.90
Porks, Playgrounds, Shade Trees	33,950,372.92
Land Reclomotion & Conservotion	1,259,342.63
Other Recreotionol Services	27,204,617.74
EDUCATION (excluding schools)	
Libraries	50,625,225.65
Other Educotional Services	21,647,211.97
STATUTORY EXPENDITURES	
Pensions & F. I. C. A.	172,980,182.12
Employee Fringe Benefits	44,992,021.05
Other Stotutory Expenditures	5,866,828.11
CETA And Other Public Employment Progroms	114,678,715.85
MUNICIPAL FUNCTIONS TOTAL	2,062,045,630.45
CAPITAL IMPROVEMENTS	21,945,671.48
DEBT SERVICE	
Principal Payments	106,516,752.07
Interest Payments	85,888,991.50
TYPE I SCHL DEBT *MEMO	47,262,089.68
	43,148,469.06
DEFERRED CHARGES	
SCHOOL, COUNTY, SPECIAL DISTRICT TAXES	2,989,864,295.56
RESERVE FOR UNCOLLECTED TAXES	236,121,664.31
EXPENDITURES TOTAL	5,523,585,802.95

REVENUES-REALIZED		
1980 Property Taxes Collected		3,675,617,954.81
1980 Payments in Lieu of Taxes		15,603,803.76
Delinquent Tax & Lien Collections		137,342,237.80
Business Personalty Replacement Taxes		158,700,750.98
Taxes from Public Utilities		448,490,467.81
Other Miscellaneous Tax Revenues		19,164,559.38
Stote Aid Revenues		193,832,690.86
Federol Aid Revenues		117,070,580.88
State ond Local Fiscol Assistance Act Utilized		101,100,455.58
Sale of Acquired Property		15,108,093.92
Other Miscellaneous Revenues		356,439,509.90
	Totol	5,238,471,105.68
Prior Years Surplus Appropriated		288,009,676.92
REVENUES	TOTAL	5,526,480,782.60
Reserve For Uncollected Taxes		236,121,664.31
CAPITAL OUTLAY	TOTAL	415,268,553.31
Public Enterprises		74,272,756.15
Recreation—Culture		27,223,252.27
Public Works		191,054,955.40
Buildings and Grounds		81,963,719.33
Library and Educotion		39,581,164.36
Conservation		1,172,705.80
All Other		

CAPITAL DEBT AUTHORIZED, DECEMBER 31, 1980

ISSUED AND UNISSUED	GROSS DEBT	NET DEBT
School	1,605,007,219	18,132,260
Self-liquidating	629,000,830	85,604,598
Other	1,766,880,212	1,626,986,744
Totol	4,000,888,262	1,730,723,603

ISSUED AND OUTSTANDING	
School	1,394,833,831.09
Self-Liquidating	515,992,552.44
Other	1,380,829,048.20
Totol	3,291,655,431.73
EQUALIZED VALUATION BASIS FOR NET DEBT COMPUTATION	130,513,321,273

REAL PROPERTY VALUATIONS

Code	Class	# of Parcels	% VAL'N	ASSESSED VALUATION
1	Vocant Land			
2	Residential			
3	Farm			
4a	Commercial	(SEE PAGE 54)		
4b	Industriol			
4c	Aportments			
Totol				

Lond Area 7487.32 Sq. Miles

Net Valuotion Taxable-Municipol	103,486,392,982
Net Voluotion Taxable-County	141,449,480,266
State Equalized Valuotion	149,396,983,760
State Equalization Rotio	40,017.45

1980 PROPERTY TAX	
STATE EQUALIZED TAX RATE →	
Local District School Taxes	1,713,710,692.51
Regional & Consolidated School Tax	337,945,520.95
School Taxes in Municipol Budget	18,702,634.42
County Taxes	* 882,833,615.79
County Library Taxes	10,849,489.88
Local Municipol Purpose Taxes	829,855,955.62
Veteran & Senior Citizen Taxes	84,385,337.00
Total Taxes for Rote Computotion	3,878,283,246.17
Special District Taxes	25,959,340.00
Bank Corp. Taxes	7,206,566.44
Added ond Omitted Taxes	38,568,764.64
Total Taxes Levied - ABSTRACT	3,865,632,580.25
Total Taxes Billed	3,863,438,643.46
1980 TAXES COLLECTED	3,675,617,954.81
1980 Taxes Cancelled, Abated or Adjusted	20,847,839.22
Transfer to Tax Title Liens or Foreclosed	16,921,380.85
Balance Outstanding Dec. 31, 1980	150,051,468.58
PRIOR YEARS TAXES OUTSTANDING	
Balance January 1, 1980	168,107,841.57
Collected in 1980	114,717,726.56
Cancelled, Abated or Adjusted 1980	4,901,029.79
Transfers to Tax Title Liens or Foreclosed	8,141,364.53
Balance December 31, 1980	40,345,750.69
TAX TITLE LIENS OUTSTANDING	
Balance January 1, 1980	81,106,556.43
Transfer From Taxes	25,308,169.93
Redeemed in 1980	22,502,215.09
Cancelled, Abated or Adjusted (1980)	3,800,031.46
Transfers to Foreclosed Property	11,533,517.60
Balance December 31, 1980	68,578,962.11
PROPERTY ACQUIRED BY DEED OR FORECLOSURE	
Balance January 1, 1980	197,868,857.13
Transfers From Taxes or Liens	12,677,934.26
Sale for Cash (1980)	11,591,687.47
Cancelled, Abated or Adjusted (1980)	11,126,185.71
Balance December 31, 1980	187,828,917.71
CURRENT FINANCES DECEMBER 31, 1980	
ASSETS	
Cash Dec. 31, 1980	914,826,036.55
Taxes Receivable	190,397,219.27
Tax Title Liens	68,578,962.11
Foreclosed Property	187,828,917.71
Emergencies & Other Deferred Chorges	49,049,540.69
State and Federal Aid Receivoble	10,360,146.53
Other Receivables	91,598,209.75
Totol	1,512,639,032.61
LIABILITIES, RESERVES, AND SURPLUS	
Cash Liabilities	498,155,233.61
Reserves for Receivables	524,599,413.00
Surplus Dec. 31, 1980	489,884,386.00
Total	1,512,639,032.61

1980/3000

*ABOVE DEBT SERVICE INCLUDES TYPE I SCHOOL DEBT

*Includes County Health Service Taxes or County Vocational School Taxes. See Table 13, pgs. 675, 676

0199

Population 1970 175,770
Population 1980 194,119
S & P Rating
Moody Ratina

General Tax Rate Per $100.

State Equalized Tax Rate

SUMMARY
ATLANTIC COUNTY
MUNICIPALITIES

PER CAPITA:		PER CENT:	
Gross Debt	596.76	Gross Debt	114.61
Net Debt	246.67	Net Debt	47.37
Debt Service	26.95	Tax Levy Collected	90.34
Total Tax Levy	547.53	Tax Levy Cancelled, Abated or Adjusted	2.24
Municipal Expenditures	514.43		

EXPENDITURES	
GENERAL GOVERNMENT	
Governing Body & Public Boards	1,736,311.99
Municipal Clerk	398,363.06
Financial Administration	1,301,775.51
Assessment of Taxes	1,528,679.71
Collection of Taxes	1,103,561.35
Planning, Housing & Development	1,052,887.97
Human Resources	2,002,246.25
Elections	102,191.03
General Administration (other)	8,314,063.92
JUDICIARY	
Municipal Courts	999,158.94
PUBLIC SAFETY	
Fire Protection	10,053,584.18
Police Protection	18,294,288.07
Civil Defense & Disaster Control	179,520.90
Environmental Inspection & Control	3,028,515.97
Other Public Safety	66,309.87
PUBLIC WORKS	
Streets and Drainage	7,299,829.02
Sewers and Sewage Processing	2,239,301.43
Garbage and Trash Disposal	2,318,885.08
Public Buildings and Grounds	3,876,899.28
Other Public Works	593,688.22
HEALTH and WELFARE	
Health Services Except Environmental	730,002.85
Welfare-Public Assistance	662,803.16
Hospitals, Clinics, First Aid	21,850.00
Animal, Insect, & Rodent Control	136,450.34
Other Welfare Services	54,868.74
RECREATION and CONSERVATION	
Beaches and Boardwalks	1,924,328.42
Parks, Playgrounds, Shade Trees	1,358,881.11
Land Reclamation & Conservation	13,662.00
Other Recreational Services	438,180.24
EDUCATION (excluding schools)	
Libraries	535,583.48
Other Educational Services	10,512.00
STATUTORY EXPENDITURES	
Pensions & F. I. C. A.	6,675,103.66
Employee Fringe Benefits	1,911,064.06
Other Statutory Expenditures	236,465.58
CETA And Other Public Employment Programs	1,371,625.96
MUNICIPAL FUNCTIONS TOTAL	82,571,443.35
CAPITAL IMPROVEMENTS	1,582,311.34
DEBT SERVICE	
Principal Payments	2,650,452.34
Interest Payments	2,581,735.58
TYPE I SCHL DEBT *MEMO	1,148,929.43
DEFERRED CHARGES	4,324,391.16
SCHOOL, COUNTY, SPECIAL DISTRICT TAXES	69,117,856.43
RESERVE FOR UNCOLLECTED TAXES	7,733,077.52
EXPENDITURES TOTAL	168,978,956.38

REVENUES-REALIZED		
1980 Property Taxes Collected		96,167,537.05
1980 Payments in Lieu of Taxes		348,800.25
Delinquent Tax & Lien Collections		5,137,232.53
Business Personalty Replacement Taxes		3,052,141.95
Taxes from Public Utilities		12,673,343.74
Other Miscellaneous Tax Revenues		365,165.46
State Aid Revenues		6,464,906.13
Federal Aid Revenues		1,140,014.61
State and Local Fiscal Assistance Act Utilized		2,882,687.01
Sale of Acquired Property		1,310,674.79
Other Miscellaneous Revenues		24,800,246.55
	Total	154,342,750.07
Prior Years Surplus Appropriated		12,514,911.84
REVENUES	TOTAL	166,857,661.91
Reserve For Uncollected Taxes		7,733,077.52
CAPITAL OUTLAY	TOTAL	14,653,723.68
Public Enterprises		4,382,745.97
Recreation—Culture		474,014.44
Public Works		7,387,815.60
Buildings and Grounds		1,379,728.30
Library and Education		1,019,419.37
Conservation		10,000.00
All Other		

CAPITAL DEBT AUTHORIZED, DECEMBER 31, 1980

ISSUED AND UNISSUED	GROSS DEBT	NET DEBT
School	54,084,158	3,244,245
Self-liquidating	16,286,661	655,144
Other	45,472,412	43,983,353
Total	115,843,231	47,882,743

ISSUED AND OUTSTANDING	
School	48,548,358.18
Self-Liquidating	15,018,928.50
Other	37,505,458.36
Total	101,072,745.04
EQUALIZED VALUATION BASIS FOR NET DEBT COMPUTATION	4,120,095,839

REAL PROPERTY VALUATIONS

Code	Class	# of Parcels	% VAL'N	ASSESSED VALUATION
1	Vacant Land			
2	Residential			
3	Farm			
4a	Commercial	(SEE PAGE 13)		
4b	Industrial			
4c	Apartments			
Total				

Land Area 566.97 Sq. Miles

Net Valuation Taxable-Municipal	3,344,935,457
Net Valuation Taxable-County	4,390,872,680
State Equalized Valuation	5,779,837,855
State Equalization Ratio	

1980 PROPERTY TAX	
STATE EQUALIZED TAX RATE ——→	
Local District School Taxes	34,470,010.36
Regional & Consolidated School Tax	7,598,493.50
School Taxes in Municipal Budget	672,300.60
County Taxes	* 25,608,537.97
County Library Taxes	502,549.00
Local Municipal Purpose Taxes	34,777,915.15
Veteran & Senior Citizen Taxes	1,802,180.00
Total Taxes for Rate Computation	105,431,986.58
Special District Taxes	265,965.00
Bank Corp. Taxes	207,919.99
Added and Omitted Taxes	2,182,795.99
Total Taxes Levied - ABSTRACT	106,286,487.56
Total Taxes Billed	106,451,399.69
1980 TAXES COLLECTED	96,167,537.05
1980 Taxes Cancelled, Abated or Adjusted	2,388,820.90
Transfer to Tax Title Liens or Foreclosed	233,121.99
Balance Outstanding Dec. 31, 1980	7,661,919.75
PRIOR YEARS TAXES OUTSTANDING	
Balance January 1, 1980	5,597,771.13
Collected in 1980	4,076,282.93
Cancelled, Abated or Adjusted 1980	72,603.75
Transfers to Tax Title Liens or Foreclosed	597,992.32
Balance December 31, 1980	850,892.13
TAX TITLE LIENS OUTSTANDING	
Balance January 1, 1980	3,836,522.12
Transfer From Taxes	913,858.04
Redeemed in 1980	1,059,829.60
Cancelled, Abated or Adjusted (1980)	8,812.40
Transfers to Foreclosed Property	172,702.55
Balance December 31, 1980	3,509,035.61
PROPERTY ACQUIRED BY DEED OR FORECLOSURE	
Balance January 1, 1980	7,437,003.98
Transfers From Taxes or Liens	179,744.92
Sale for Cash (1980)	741,715.42
Cancelled, Abated or Adjusted (1980)	114,830.00
Balance December 31, 1980	6,760,203.48
CURRENT FINANCES DECEMBER 31, 1980	
ASSETS	
Cash Dec. 31, 1980	27,032,641.36
Taxes Receivable	8,512,811.88
Tax Title Liens	3,509,035.61
Foreclosed Property	6,760,203.48
Emergencies & Other Deferred Charges	5,639,329.24
State and Federal Aid Receivable	412,133.96
Other Receivables	5,597,340.17
Total	57,463,495.70
LIABILITIES, RESERVES, AND SURPLUS	
Cash Liabilities	17,478,980.48
Reserves for Receivables	23,709,142.67
Surplus Dec. 31, 1980	16,275,372.55
Total	57,463,495.70

0/3000

*ABOVE DEBT SERVICE INCLUDES TYPE I SCHOOL DEBT

*Includes County Health Service Taxes or County Vocational School Taxes. See Table 13, pgs. 675, 676.

0299

Population 1970 898,850
Population 1980 845,385
S & P Rating
Maody Rating

General Tax Rate Per $100.

State Equalized Tax Rate

SUMMARY
BERGEN COUNTY
MUNICIPALITIES

PER CAPITA:		PER CENT:	
Gross Debt	463.06	Gross Debt	113.44
Net Debt	287.34	Net Debt	70.39
Debt Service	29.63	Tax Levy Collected	97.21
Total Tax Levy	642.23	Tax Levy Cancelled, Abated or Adjusted	.47
Municipal Expenditures	328.21		

EXPENDITURES	
GENERAL GOVERNMENT	
Governing Body & Public Boards	476,094.50
Municipal Clerk	688,587.83
Financial Administration	1,920,439.88
Assessment of Taxes	2,231,568.57
Collection of Taxes	2,680,158.01
Planning, Housing & Development	1,224,969.95
Human Resources	263,338.00
Elections	127,890.43
General Administration (other)	24,789,816.01
JUDICIARY	
Municipal Courts	2,168,579.31
PUBLIC SAFETY	
Fire Protection	14,941,060.56
Police Protection	56,711,479.78
Civil Defense & Disaster Control	215,081.36
Environmental Inspection & Control	2,838,519.63
Other Public Safety	147,388.91
PUBLIC WORKS	
Streets and Drainage	21,466,939.22
Sewers and Sewage Processing	14,551,902.59
Garbage and Trash Disposal	14,878,794.73
Public Buildings and Grounds	7,261,951.02
Other Public Works	2,162,576.01
HEALTH and WELFARE	
Health Services Except Environmental	3,823,410.36
Welfare-Public Assistance	799,061.74
Hospitals, Clinics, First Aid	139,875.87
Animal, Insect, & Rodent Control	235,317.02
Other Welfare Services	115,469.00
RECREATION and CONSERVATION	
Beaches and Boardwalks	
Parks, Playgrounds, Shade Trees	4,091,978.29
Land Reclamation & Conservation	60,439.71
Other Recreational Services	3,631,623.91
EDUCATION (excluding schools)	
Libraries	8,615,901.68
Other Educational Services	3,616,586.35
STATUTORY EXPENDITURES	
Pensions & F. I. C. A.	16,419,646.61
Employee Fringe Benefits	4,658,514.09
Other Statutory Expenditures	582,576.96
CETA And Other Public Employment Programs	5,824,195.81
MUNICIPAL FUNCTIONS TOTAL	224,362,133.70
CAPITAL IMPROVEMENTS	2,004,278.84
DEBT SERVICE	
Principal Payments	13,902,414.09
Interest Payments	11,147,126.15
TYPE I SCHL DEBT *MEMO	1,954,408.05
DEFERRED CHARGES	4,496,564.73
SCHOOL, COUNTY, SPECIAL DISTRICT TAXES	404,816,237.28
RESERVE FOR UNCOLLECTED TAXES	23,558,040.47
EXPENDITURES TOTAL	682,282,516.42

REVENUES-REALIZED	
1980 Property Taxes Collected	528,100,551.16
1980 Payments in Lieu of Taxes	1,335,595.90
Delinquent Tax & Lien Collections	12,178,355.32
Business Personalty Replacement Taxes	15,317,625.40
Taxes from Public Utilities	48,301,584.16
Other Miscellaneous Tax Revenues	200,189.74
State Aid Revenues	7,854,364.54
Federal Aid Revenues	6,186,236.14
State and Local Fiscal Assistance Act Utilized	8,635,130.70
Sale of Acquired Property	263,453.19
Other Miscellaneous Revenues	27,811,852.88
Total	656,184,939.13
Prior Years Surplus Appropriated	27,647,710.79
REVENUES TOTAL	683,832,649.92
Reserve For Uncollected Taxes	23,558,040.47
CAPITAL OUTLAY TOTAL	34,829,296.65
Public Enterprises	2,763,294.13
Recreation—Culture	1,692,934.28
Public Works	19,041,813.46
Buildings and Grounds	9,596,555.65
Library and Education	1,725,995.20
Conservation	8,703.93
All Other	

CAPITAL DEBT AUTHORIZED, DECEMBER 31, 1980

ISSUED AND UNISSUED	GROSS DEBT	NET DEBT
School	112,092,949	
Self-liquidating	33,487,844	1,629,702
Other	245,885,206	241,283,950
Total	391,466,000	242,913,653

ISSUED AND OUTSTANDING	
School	110,939,859.22
Self-Liquidating	23,989,200.00
Other	210,164,285.50
Total	345,093,344.72
EQUALIZED VALUATION BASIS FOR NET DEBT COMPUTATION	21,320,688,638

REAL PROPERTY VALUATIONS

Code	Class	# of Parcels	% VAL'N	ASSESSED VALUATION
1	Vacant Land			
2	Residential			
3	Farm			
4a	Commercial	(SEE PAGE 15)		
4b	Industrial			
4c	Apartments			
Total				

Land Area 234.57 Sq. Miles

Net Valuation Taxable-Municipal	19,427,320,823
Net Valuation Taxable-County	22,346,095,351
State Equalized Valuation	24,144,459,916
State Equalization Ratio	

1980 PROPERTY TAX	
STATE EQUALIZED TAX RATE →	
Local District School Taxes	278,982,390.67
Regional & Consolidated School Tax	43,427,444.71
School Taxes in Municipal Budget	1,974,401.90
County Taxes	80,432,000.00
County Library Taxes	
Local Municipal Purpose Taxes	133,606,956.39
Veteran & Senior Citizen Taxes	6,486,080.00
Total Taxes for Rate Computation	544,909,273.67
Special District Taxes	
Bank Corp. Taxes	1,081,027.68
Added and Omitted Taxes	3,423,423.24
Total Taxes Levied - ABSTRACT	542,927,644.59
Total Taxes Billed	543,233,244.59
1980 TAXES COLLECTED	528,100,551.16
1980 Taxes Cancelled, Abated or Adjusted	2,664,727.83
Transfer to Tax Title Liens or Foreclosed	566,304.59
Balance Outstanding Dec. 31, 1980	11,556,937.17
PRIOR YEARS TAXES OUTSTANDING	
Balance January 1, 1980	16,265,938.03
Collected in 1980	11,489,838.27
Cancelled, Abated or Adjusted 1980	991,599.19
Transfers to Tax Title Liens or Foreclosed	220,148.00
Balance December 31, 1980	3,564,352.57
TAX TITLE LIENS OUTSTANDING	
Balance January 1, 1980	2,741,894.63
Transfer From Taxes	806,372.65
Redeemed in 1980	615,201.83
Cancelled, Abated or Adjusted (1980)	1,320.75
Transfers to Foreclosed Property	36,429.29
Balance December 31, 1980	2,895,315.41
PROPERTY ACQUIRED BY DEED OR FORECLOSURE	
Balance January 1, 1980	12,820,105.13
Transfers From Taxes or Liens	41,534.99
Sale for Cash (1980)	141,500.00
Cancelled, Abated or Adjusted (1980)	69,000.00
Balance December 31, 1980	12,651,140.12

CURRENT FINANCES DECEMBER 31, 1980	
ASSETS	
Cash Dec. 31, 1980	85,008,498.33
Taxes Receivable	15,121,289.74
Tax Title Liens	2,895,315.41
Foreclosed Property	12,651,140.12
Emergencies & Other Deferred Charges	3,716,272.75
State and Federal Aid Receivable	337,225.59
Other Receivables	2,688,813.64
Total	122,418,555.58
LIABILITIES, RESERVES, AND SURPLUS	
Cash Liabilities	41,088,426.04
Reserves for Receivables	33,322,341.00
Surplus Dec. 31, 1980	48,007,788.54
Total	122,418,555.58

1980/3000

*ABOVE DEBT SERVICE INCLUDES TYPE I SCHOOL DEBT

0399

Population 1970 324,625
Population 1980 362,542
S & P Rating
Moody Rating

General Tax Rate Per $100.
State Equalized Tax Rate

SUMMARY
BURLINGTON COUNTY
MUNICIPALITIES

PER CAPITA:		PER CENT:	
Gross Debt	438.04	Gross Debt	106.75
Net Debt	170.75	Net Debt	41.61
Debt Service	15.03	Tax Levy Collected	95.09
Total Tax Levy	386.81	Tax Levy Cancelled, Abated or Adjusted	.49
Municipal Expenditures	217.40		

EXPENDITURES		REVENUES-REALIZED	
GENERAL GOVERNMENT			
Governing Body & Public Boards	290,304.91		
Municipal Clerk	399,541.80	1980 Property Taxes Collected	133,446,648.87
Financial Administration	1,237,249.23	1980 Payments in Lieu of Taxes	38,632.04
Assessment of Taxes	836,176.55	Delinquent Tax & Lien Collections	6,535,847.77
Collection of Taxes	942,611.25	Business Personalty Replacement Taxes	3,926,241.37
Planning, Housing & Development	1,070,525.56	Taxes from Public Utilities	25,206,976.23
Human Resources	14,050.00	Other Miscellaneous Tax Revenues	377,867.65
Elections	21,546.38	State Aid Revenues	3,965,768.22
General Administration (other)	7,975,605.58	Federal Aid Revenues	1,170,744.54
JUDICIARY		State and Local Fiscal Assistance Act Utilized	4,023,201.32
Municipal Courts	1,047,251.59	Sale of Acquired Property	34,714.99
PUBLIC SAFETY		Other Miscellaneous Revenues	13,040,009.16
Fire Protection	1,513,304.25	Total	191,766,652.16
Police Protection	15,183,924.36	Prior Years Surplus Appropriated	16,525,297.41
Civil Defense & Disaster Control	82,246.30	REVENUES TOTAL	208,291,949.57
Environmental Inspection & Control	976,748.05	Reserve For Uncollected Taxes	9,388,007.80
Other Public Safety		CAPITAL OUTLAY TOTAL	10,165,245.76
PUBLIC WORKS			
Streets and Drainage	9,452,058.31	Public Enterprises	2,310,302.49
Sewers and Sewage Processing	641,168.32	Recreation—Culture	259,229.23
Garbage and Trash Disposal	3,335,516.17	Public Works	5,488,635.32
Public Buildings and Grounds	2,738,941.75	Buildings and Grounds	2,096,166.23
Other Public Works	1,695,947.00	Library and Education	10,912.49
HEALTH and WELFARE		Conservation	
Health Services Except Environmental	174,898.78	All Other	
Welfare-Public Assistance	349,512.01	CAPITAL DEBT AUTHORIZED, DECEMBER 31, 1980	
Hospitals, Clinics, First Aid		ISSUED AND UNISSUED — GROSS DEBT / NET DEBT	
Animal, Insect, & Rodent Control	76,370.00	School	71,561,433 / 3,901,418
Other Welfare Services	2,765.00	Self-liquidating	36,132,803 / 8,432,948
RECREATION and CONSERVATION		Other	51,111,918 / 49,568,968
Beaches and Boardwalks		Total	158,806,155 / 61,903,335
Parks, Playgrounds, Shade Trees	894,282.64		
Land Reclamation & Conservation	14,250.00	ISSUED AND OUTSTANDING	
Other Recreational Services	1,414,659.45	School	76,884,121.71
EDUCATION (excluding schools)		Self-Liquidating	30,390,080.00
Libraries	1,330,743.68	Other	41,488,443.25
Other Educational Services	2,205,964.53	Total	148,762,644.96
STATUTORY EXPENDITURES		EQUALIZED VALUATION BASIS FOR NET DEBT COMPUTATION	5,083,654,867
Pensions & F. I. C. A.	3,399,727.72	REAL PROPERTY VALUATIONS	
Employee Fringe Benefits	1,219,661.90	Code Class # of Parcels % VAL'N	ASSESSED VALUATION
Other Statutory Expenditures	174,200.95	1 Vacant Land	
CETA And Other Public Employment Programs	1,378,086.32	2 Residential	
MUNICIPAL FUNCTIONS TOTAL	62,089,840.34	3 Farm	
CAPITAL IMPROVEMENTS	1,946,114.82	4a Commercial (SEE PAGE 1.7)	
DEBT SERVICE		4b Industrial	
Principal Payments	3,374,164.05	4c Apartments	
Interest Payments	2,074,541.12	Total	
TYPE I SCHL DEBT *MEMO	376,140.44	Land Area 817.64 Sq. Miles	
DEFERRED CHARGES	1,889,590.33	Net Valuation Taxable-Municipal	4,598,552,923
SCHOOL, COUNTY, SPECIAL DISTRICT TAXES	121,478,753.94	Net Valuation Taxable-County	5,393,032,660
RESERVE FOR UNCOLLECTED TAXES	9,388,007.80	State Equalized Valuation	5,775,135,432
EXPENDITURES TOTAL	200,294,897.58	State Equalization Ratio	

1980 PROPERTY TAX	
STATE EQUALIZED TAX RATE →	
Local District School Taxes	70,750,925.39
Regional & Consolidated School Tax	14,666,568.37
School Taxes in Municipal Budget	235,817.60
County Taxes	32,797,592.66
County Library Taxes	1,367,604.00
Local Municipal Purpose Taxes	16,350,582.39
Veteran & Senior Citizen Taxes	2,348,700.00
Total Taxes for Rate Computation	138,517,790.41
Special District Taxes	1,660,245.92
Bank Corp. Taxes	212,790.49
Added and Omitted Taxes	2,193,796.81
Total Taxes Levied - ABSTRACT	140,235,923.63
Total Taxes Billed	140,336,043.14
1980 TAXES COLLECTED	133,446,648.87
1980 Taxes Cancelled, Abated or Adjusted	680,977.28
Transfer to Tax Title Liens or Foreclosed	271,843.55
Balance Outstanding Dec. 31, 1980	5,936,573.44
PRIOR YEARS TAXES OUTSTANDING	
Balance January 1, 1980	6,323,806.95
Collected in 1980	5,852,812.83
Cancelled, Abated or Adjusted 1980	127,263.89
Transfers to Tax Title Liens or Foreclosed	56,919.63
Balance December 31, 1980	286,810.60
TAX TITLE LIENS OUTSTANDING	
Balance January 1, 1980	1,808,284.54
Transfer From Taxes	343,293.07
Redeemed in 1980	688,509.33
Cancelled, Abated or Adjusted (1980)	15,211.39
Transfers to Foreclosed Property	2,862.09
Balance December 31, 1980	1,444,994.80
PROPERTY ACQUIRED BY DEED OR FORECLOSURE	
Balance January 1, 1980	4,276,627.82
Transfers From Taxes or Liens	2,754.84
Sale for Cash (1980)	30,728.85
Cancelled, Abated or Adjusted (1980)	58,061.50
Balance December 31, 1980	4,190,592.31
CURRENT FINANCES DECEMBER 31, 1980	
ASSETS	
Cash Dec. 31, 1980	66,012,081.25
Taxes Receivable	6,223,384.04
Tax Title Liens	1,444,994.80
Foreclosed Property	4,190,592.31
Emergencies & Other Deferred Charges	973,481.57
State and Federal Aid Receivable	582,222.74
Other Receivables	2,202,407.35
Total	81,629,164.06
LIABILITIES, RESERVES, AND SURPLUS	
Cash Liabilities	37,560,307.93
Reserves for Receivables	14,029,094.25
Surplus Dec. 31, 1980	30,039,761.88
Total	81,629,164.06

1980/3000

*ABOVE DEBT SERVICE INCLUDES TYPE I SCHOOL DEBT

0499
Population 1970 457,680
Population 1980 471,650
S & P Rating
Moody Rating

General Tax Rate Per $100.

State Equalized Tax Rate

SUMMARY
CAMDEN COUNTY
MUNICIPALITIES

PER CAPITA:		PER CENT:	
Gross Debt	414.77	Gross Debt	113.89
Net Debt	157.24	Net Debt	43.17
Debt Service	14.97	Tax Levy Collected	94.32
Total Tax Levy	449.43	Tax Levy Cancelled, Abated or Adjusted	.61
Municipal Expenditures	259.44		

EXPENDITURES	
GENERAL GOVERNMENT	
Governing Body & Public Boards	352,316.85
Municipal Clerk	249,850.63
Financial Administration	1,147,399.94
Assessment of Taxes	880,345.85
Collection of Taxes	1,151,497.08
Planning, Housing & Development	750,785.20
Human Resources	1,749,133.06
Elections	182,319.62
General Administration (other)	10,641,366.14
JUDICIARY	
Municipal Courts	1,275,085.61
PUBLIC SAFETY	
Fire Protection	9,073,659.77
Police Protection	26,383,627.54
Civil Defense & Disaster Control	50,489.52
Environmental Inspection & Control	910,668.05
Other Public Safety	14,553.91
PUBLIC WORKS	
Streets and Drainage	9,556,469.20
Sewers and Sewage Processing	1,358,425.06
Garbage and Trash Disposal	4,488,787.06
Public Buildings and Grounds	1,971,948.25
Other Public Works	1,277,046.97
HEALTH and WELFARE	
Health Services Except Environmental	557,984.11
Welfare-Public Assistance	759,578.30
Hospitals, Clinics, First Aid	6,000.00
Animal, Insect, & Rodent Control	280,131.07
Other Welfare Services	100.00
RECREATION and CONSERVATION	
Beaches and Boardwalks	
Parks, Playgrounds, Shade Trees	933,119.97
Land Reclamation & Conservation	13,359.15
Other Recreational Services	518,661.35
EDUCATION (excluding schools)	
Libraries	1,673,991.65
Other Educational Services	106,680.89
STATUTORY EXPENDITURES	
Pensions & F. I. C. A.	7,846,319.46
Employee Fringe Benefits	2,899,067.73
Other Statutory Expenditures	253,957.97
CETA And Other Public Employment Programs	9,279,190.10
MUNICIPAL FUNCTIONS TOTAL	98,543,917.06
CAPITAL IMPROVEMENTS	593,886.00
DEBT SERVICE	
Principal Payments	3,209,130.33
Interest Payments	3,851,920.21
DEFERRED CHARGES	3,708,333.81
SCHOOL, COUNTY, SPECIAL DISTRICT TAXES	179,775,698.16
RESERVE FOR UNCOLLECTED TAXES	13,058,967.60
EXPENDITURES TOTAL	302,147,967.17

REVENUES-REALIZED		
1980 Property Taxes Collected		199,676,685.45
1980 Payments in Lieu of Taxes		830,844.12
Delinquent Tax & Lien Collections		8,409,498.65
Business Personalty Replacement Taxes		7,819,823.66
Taxes from Public Utilities		23,413,465.49
Other Miscellaneous Tax Revenues		428,313.73
State Aid Revenues		11,318,153.48
Federal Aid Revenues		8,591,753.14
State and Local Fiscal Assistance Act Utilized		6,211,231.77
Sale of Acquired Property		75,031.93
Other Miscellaneous Revenues		15,125,109.81
	Total	281,899,911.23
Prior Years Surplus Appropriated		14,881,676.17
REVENUES	TOTAL	296,781,587.40
Reserve For Uncollected Taxes		13,058,967.60
CAPITAL OUTLAY	TOTAL	15,869,921.42
Public Enterprises		3,751,529.09
Recreation—Culture		751,727.64
Public Works		9,357,544.87
Buildings and Grounds		1,848,753.66
Library and Education		160,366.16
Conservation		
All Other		

CAPITAL DEBT AUTHORIZED, DECEMBER 31, 1980

ISSUED AND UNISSUED	GROSS DEBT	NET DEBT
School	88,142,646	695,229
Self-liquidating	32,225,513	3,155,694
Other	75,271,857	70,314,646
Total	195,640,017	74,165,570

ISSUED AND OUTSTANDING	
School	76,422,000.00
Self-Liquidating	30,525,967.16
Other	64,836,966.87
Total	171,784,934.03
EQUALIZED VALUATION BASIS FOR NET DEBT COMPUTATION	5,969,702,361

REAL PROPERTY VALUATIONS

Code	Class	# of Parcels	% VAL'N	ASSESSED VALUATION
1	Vacant Land			
2	Residential			
3	Farm			
4a	Commercial	(SEE PAGE 19)		
4b	Industrial			
4c	Apartments			
Total				

Land Area 222.01 Sq. Miles

Net Valuation Taxable-Municipal	5,161,471,427
Net Valuation Taxable-County	6,270,233,505
State Equalized Valuation	6,674,598,345
State Equalization Ratio	

1980 PROPERTY TAX	
STATE EQUALIZED TAX RATE →	
Local District School Taxes	91,046,722.45
Regional & Consolidated School Tax	12,863,579.13
School Taxes in Municipal Budget	
County Taxes	* 70,886,779.57
County Library Taxes	652,400.00
Local Municipal Purpose Taxes	28,421,857.17
Veteran & Senior Citizen Taxes	3,901,620.00
Total Taxes for Rate Computation	207,772,958.32
Special District Taxes	4,326,217.01
Bank Corp. Taxes	345,339.14
Added and Omitted Taxes	3,445,628.19
Total Taxes Levied - ABSTRACT	211,988,522.66
Total Taxes Billed	211,697,666.15
1980 TAXES COLLECTED	199,676,685.45
1980 Taxes Cancelled, Abated or Adjusted	1,299,750.62
Transfer to Tax Title Liens or Foreclosed	1,692,886.22
Balance Outstanding Dec. 31, 1980	9,028,344.86
PRIOR YEARS TAXES OUTSTANDING	
Balance January 1, 1980	7,925,372.29
Collected in 1980	6,442,368.87
Cancelled, Abated or Adjusted 1980	124,945.28
Transfers to Tax Title Liens or Foreclosed	921,820.65
Balance December 31, 1980	436,237.49
TAX TITLE LIENS OUTSTANDING	
Balance January 1, 1980	5,875,525.59
Transfer From Taxes	2,768,431.27
Redeemed in 1980	1,967,376.90
Cancelled, Abated or Adjusted (1980)	728,705.33
Transfers to Foreclosed Property	62,114.09
Balance December 31, 1980	5,885,760.54
PROPERTY ACQUIRED BY DEED OR FORECLOSURE	
Balance January 1, 1980	18,079,084.77
Transfers From Taxes or Liens	62,114.09
Sale for Cash (1980)	327,641.00
Cancelled, Abated or Adjusted (1980)	163,895.00
Balance December 31, 1980	17,649,662.86

CURRENT FINANCES DECEMBER 31, 1980

ASSETS	
Cash Dec. 31, 1980	35,088,838.62
Taxes Receivable	9,464,582.35
Tax Title Liens	5,885,760.54
Foreclosed Property	17,649,662.86
Emergencies & Other Deferred Charges	6,118,145.25
State and Federal Aid Receivable	292,202.60
Other Receivables	13,537,028.84
Total	88,036,221.06
LIABILITIES, RESERVES, AND SURPLUS	
Cash Liabilities	22,784,897.76
Reserves for Receivables	45,437,139.85
Surplus Dec. 31, 1980	19,814,183.45
Total	88,036,221.06

*Includes County Health Service Taxes or County Vocational School Taxes. See Table 13, pgs. 675, 676.

0599

Population 1970 59,785
Population 1980 82,266
S & P Rating
Moody Rating

General Tax Rate Per $100.

State Equalized Tax Rate

SUMMARY
CAPE MAY COUNTY
MUNICIPALITIES

PER CAPITA:		PER CENT:	
Gross Debt	879.77	Gross Debt	119.56
Net Debt	512.72	Net Debt	69.68
Debt Service	40.45	Tax Levy Collected	93.25
Total Tax Levy	740.98	Tax Levy Cancelled, Abated or Adjusted	.06
Municipal Expenditures	613.04		

EXPENDITURES		REVENUES-REALIZED	
GENERAL GOVERNMENT			
Governing Body & Public Boards	194,282.68		
Municipal Clerk	279,576.24	1980 Property Taxes Collected	56,753,535.72
Financial Administration	751,868.13	1980 Payments in Lieu of Taxes	60,952.40
Assessment of Taxes	412,891.32	Delinquent Tax & Lien Collections	4,052,281.92
Collection of Taxes	637,246.57	Business Personalty Replacement Taxes	1,203,276.09
Planning, Housing & Development	291,868.53	Taxes from Public Utilities	8,394,692.64
Human Resources		Other Miscellaneous Tax Revenues	237,117.00
Elections	19,123.91	State Aid Revenues	610,123.29
General Administration (other)	5,950,847.26	Federal Aid Revenues	92,282.00
JUDICIARY		State and Local Fiscal Assistance Act Utilized	1,383,193.64
Municipal Courts	534,783.03	Sale of Acquired Property	694,309.96
PUBLIC SAFETY		Other Miscellaneous Revenues	9,992,749.89
Fire Protection	2,429,619.01	Total	83,474,514.55
Police Protection	8,237,839.19	Prior Years Surplus Appropriated	8,023,369.25
Civil Defense & Disaster Control	78,804.70	REVENUES TOTAL	91,497,883.80
Environmental Inspection & Control	800,946.72	Reserve For Uncollected Taxes	4,833,082.68
Other Public Safety		CAPITAL OUTLAY TOTAL	10,802,566.64
PUBLIC WORKS			
Streets and Drainage	5,242,158.70	Public Enterprises	3,281,890.18
Sewers and Sewage Processing	1,218,350.64	Recreation—Culture	420,175.15
Garbage and Trash Disposal	1,476,136.46	Public Works	5,947,183.25
Public Buildings and Grounds	1,605,358.62	Buildings and Grounds	1,153,318.06
Other Public Works	946,345.26	Library and Education	
HEALTH and WELFARE		Conservation	
Health Services Except Environmental	108,231.87	All Other	
Welfare-Public Assistance	84,598.00	CAPITAL DEBT AUTHORIZED, DECEMBER 31, 1980	
Hospitals, Clinics, First Aid	1,600.00	ISSUED AND UNISSUED	GROSS DEBT / NET DEBT
Animal, Insect, & Rodent Control	134,871.73	School	13,920,935
Other Welfare Services		Self-liquidating	16,751,200 / 1,511,770
RECREATION and CONSERVATION		Other	41,703,244 / 40,667,346
Beaches and Boardwalks	2,151,724.52	Total	72,375,380 / 42,179,117
Parks, Playgrounds, Shade Trees	405,881.15		
Land Reclamation & Conservation	32,736.80	ISSUED AND OUTSTANDING	
Other Recreational Services	908,778.85	School	13,909,000.00
EDUCATION (excluding schools)		Self-Liquidating	12,624,062.36
Libraries	259,258.00	Other	34,000,936.35
Other Educational Services	130,783.00	Total	60,533,598.71
STATUTORY EXPENDITURES		EQUALIZED VALUATION BASIS	
Pensions & F. I. C. A.	5,166,914.60	FOR NET DEBT COMPUTATION	3,341,914,117
Employee Fringe Benefits	974,684.15	REAL PROPERTY VALUATIONS	
Other Statutory Expenditures	290,223.69	Code Class # of Parcels % VAL'N	ASSESSED VALUATION
CETA And Other Public Employment Programs		1 Vacant Land	
MUNICIPAL FUNCTIONS TOTAL	41,758,333.33	2 Residential	
CAPITAL IMPROVEMENTS	498,309.75	3 Farm	
DEBT SERVICE		4a Commercial (SEE PAGE 21)	
Principal Payments	1,808,413.55	4b Industrial	
Interest Payments	1,522,764.13	4c Apartments	
TYPE I SCHL DEBT *MEMO	318,017.50	Total	
DEFERRED CHARGES	509,792.57	Land Area 263.37 Sq. Miles	
SCHOOL, COUNTY, SPECIAL DISTRICT TAXES	39,237,279.47	Net Valuation Taxab'e-Municipal	2,724,044,192
RESERVE FOR UNCOLLECTED TAXES	4,833,082.68	Net Valuation Taxable-County	3,497,652,677
EXPENDITURES TOTAL	89,669,665.73	State Equalized Valuation	3,946,486,628
		State Equalization Ratio	

1980 PROPERTY TAX	
STATE EQUALIZED TAX RATE ⟶	
Local District School Taxes	18,920,641.02
Regional & Consolidated School Tax	3,440,623.00
School Taxes in Municipal Budget	318,017.50
County Taxes	15,429,821.26
County Library Taxes	649,836.69
Local Municipal Purpose Taxes	21,013,871.84
Veteran & Senior Citizen Taxes	1,049,690.00
Total Taxes for Rate Computation	60,822,501.31
Special District Taxes	478,340.00
Bank Corp. Taxes	89,834.92
Added and Omitted Taxes	616,259.15
Total Taxes Levied - ABSTRACT	60,957,245.38
Total Taxes Billed	60,863,636.64
1980 TAXES COLLECTED	56,753,535.72
1980 Taxes Cancelled, Abated or Adjusted	37,773.70
Transfer to Tax Title Liens or Foreclosed	379,296.45
Balance Outstanding Dec. 31, 1980	3,693,030.77
PRIOR YEARS TAXES OUTSTANDING	
Balance January 1, 1980	3,662,937.96
Collected in 1980	3,367,110.99
Cancelled, Abated or Adjusted 1980	1,325.02
Transfers to Tax Title Liens or Foreclosed	232,877.60
Balance December 31, 1980	61,624.35
TAX TITLE LIENS OUTSTANDING	
Balance January 1, 1980	1,029,640.56
Transfer From Taxes	653,247.60
Redeemed in 1980	685,170.93
Cancelled, Abated or Adjusted (1980)	19,420.05
Transfers to Foreclosed Property	5,780.16
Balance December 31, 1980	972,517.02
PROPERTY ACQUIRED BY DEED OR FORECLOSURE	
Balance January 1, 1980	3,645,037.50
Transfers From Taxes or Liens	5,780.16
Sale for Cash (1980)	750,457.96
Cancelled, Abated or Adjusted (1980)	750.44
Balance December 31, 1980	2,899,609.26
CURRENT FINANCES DECEMBER 31, 1980	
ASSETS	
Cash Dec. 31, 1980	20,107,229.98
Taxes Receivable	3,754,655.12
Tax Title Liens	972,517.02
Foreclosed Property	2,899,609.26
Emergencies & Other Deferred Charges	531,334.18
State and Federal Aid Receivable	202,012.48
Other Receivables	692,684.31
Total	29,160,042.35
LIABILITIES, RESERVES, AND SURPLUS	
Cash Liabilities	9,697,397.96
Reserves for Receivables	8,263,868.33
Surplus Dec. 31, 1980	11,198,776.06
Total	29,160,042.35

1980/3000

*ABOVE DEBT SERVICE INCLUDES TYPE I SCHOOL DEBT

0699

Population 1970 121,810
Population 1980 132,866
S & P Rating
Moody Rating

General Tax Rate Per $100.

State Equalized Tax Rate

SUMMARY
CUMBERLAND COUNTY
MUNICIPALITIES

PER CAPITA		PER CENT	
Gross Debt	507.5[illegible]	Gross Debt	114.[illegible]
Net Debt	90.11	Net Debt	20.41
Debt Service	24.42	Tax Levy Collected	92.13
Total Tax Levy	338.54	Tax Levy Cancelled, Abated or Adjusted	.2[illegible]
Municipal Expenditures	244.31		

EXPENDITURES	
GENERAL GOVERNMENT	
Governing Body & Public Boards	88,468.00
Municipal Clerk	81,084.61
Financial Administration	563,531.92
Assessment of Taxes	546,957.10
Collection of Taxes	451,568.00
Planning, Housing & Development	335,597.31
Human Resources	1,083,771.01
Elections	89,694.00
General Administration (other)	3,155,754.82
JUDICIARY	
Municipal Courts	416,624.63
PUBLIC SAFETY	
Fire Protection	1,288,037.06
Police Protection	4,928,729.01
Civil Defense & Disaster Control	32,675.77
Environmental Inspection & Control	220,898.33
Other Public Safety	
PUBLIC WORKS	
Streets and Drainage	3,775,589.83
Sewers and Sewage Processing	140,867.00
Garbage and Trash Disposal	591,361.85
Public Buildings and Grounds	974,454.96
Other Public Works	193,761.23
HEALTH and WELFARE	
Health Services Except Environmental	680,542.18
Welfare-Public Assistance	284,517.73
Hospitals, Clinics, First Aid	62,450.00
Animal, Insect, & Rodent Control	88,034.00
Other Welfare Services	
RECREATION and CONSERVATION	
Beaches and Boardwalks	
Parks, Playgrounds, Shade Trees	485,578.03
Land Reclamation & Conservation	2,100.00
Other Recreational Services	457,838.31
EDUCATION (excluding schools)	
Libraries	522,095.00
Other Educational Services	414,559.00
STATUTORY EXPENDITURES	
Pensions & F. I. C. A.	1,501,981.76
Employee Fringe Benefits	493,025.00
Other Statutory Expenditures	66,334.50
CETA And Other Public Employment Programs	1,247,949.24
MUNICIPAL FUNCTIONS TOTAL	25,266,431.19
CAPITAL IMPROVEMENTS	294,784.13
DEBT SERVICE	
Principal Payments	1,807,329.56
Interest Payments	1,437,132.03
TYPE I SCHL DEBT *MEMO	2,158,109.12
DEFERRED CHARGES	217,119.17
SCHOOL, COUNTY, SPECIAL DISTRICT TAXES	37,851,022.71
RESERVE FOR UNCOLLECTED TAXES	3,732,443.36
EXPENDITURES TOTAL	70,311,478.02

REVENUES REALIZED	
1980 Property Taxes Collected	41,397,159.96
1980 Payments in Lieu of Taxes	5,345.15
Delinquent Tax & Lien Collections	2,593,204.32
Business Personalty Replacement Taxes	2,325,374.88
Taxes from Public Utilities	5,342,797.00
Other Miscellaneous Tax Revenues	369,373.87
State Aid Revenues	4,656,188.88
Federal Aid Revenues	1,262,131.50
State and Local Fiscal Assistance Act Utilized	1,988,435.54
Sale of Acquired Property	145,115.30
Other Miscellaneous Revenues	4,754,942.97
Total	64,840,069.37
Prior Years Surplus Appropriated	5,128,665.33
REVENUES TOTAL	69,968,734.70
Reserve For Uncollected Taxes	3,732,443.36
CAPITAL OUTLAY TOTAL	1,657,273.55
Public Enterprises	354,313.23
Recreation—Culture	18,798.73
Public Works	59,997.60
Buildings and Grounds	754,245.53
Library and Education	469,918.46
Conservation	
All Other	

CAPITAL DEBT AUTHORIZED, DECEMBER 31, 1980

ISSUED AND UNISSUED	GROSS DEBT	NET DEBT
School	40,761,705	
Self-liquidating	16,941,291	2,254,000
Other	9,737,991	9,717,991
Total	67,440,988	11,971,991

ISSUED AND OUTSTANDING	
School	35,662,000.00
Self-Liquidating	16,295,000.00
Other	6,692,633.00
Total	58,649,633.00
EQUALIZED VALUATION BASIS FOR NET DEBT COMPUTATION	1,383,875,004

REAL PROPERTY VALUATIONS

Code	Class	# of Parcels	% VAL'N	ASSESSED VALUATION
1	Vacant Land			
2	Residential			
3	Farm			
4a	Commercial	(SEE PAGE 23)		
4b	Industrial			
4c	Apartments			
Total				

Land Area 501.73 Sq. Miles

Net Valuation Taxable-Municipal	1,261,913,264
Net Valuation Taxable-County	1,505,842,552
State Equalized Valuation	1,546,273,055
State Equalization Ratio	

1980 PROPERTY TAX	
STATE EQUALIZED TAX RATE →	
Local District School Taxes	20,204,938.08
Regional & Consolidated School Tax	1,633,994.95
School Taxes in Municipal Budget	797,033.19
County Taxes	* 14,897,659.00
County Library Taxes	
Local Municipal Purpose Taxes	6,750,705.09
Veteran & Senior Citizen Taxes	34,504,200.00
Total Taxes for Rate Computation	78,778,530.31
Special District Taxes	327,397.49
Bank Corp. Taxes	110,212.12
Added and Omitted Taxes	267,886.69
Total Taxes Levied - ABSTRACT	44,979,826.61
Total Taxes Billed	44,935,763.04
1980 TAXES COLLECTED	41,397,159.96
1980 Taxes Cancelled, Abated or Adjusted	115,568.10
Transfer to Tax Title Liens or Foreclosed	273,609.82
Balance Outstanding Dec. 31, 1980	3,149,425.16
PRIOR YEARS TAXES OUTSTANDING	
Balance January 1, 1980	2,589,209.55
Collected in 1980	2,320,994.97
Cancelled, Abated or Adjusted 1980	14,407.35
Transfers to Tax Title Liens or Foreclosed	69,089.05
Balance December 31, 1980	184,718.18
TAX TITLE LIENS OUTSTANDING	
Balance January 1, 1980	525,938.82
Transfer From Taxes	352,080.75
Redeemed in 1980	272,369.35
Cancelled, Abated or Adjusted (1980)	901.98
Transfers to Foreclosed Property	19,581.38
Balance December 31, 1980	585,166.86
PROPERTY ACQUIRED BY DEED OR FORECLOSURE	
Balance January 1, 1980	1,687,912.09
Transfers From Taxes or Liens	26,325.20
Sale for Cash (1980)	147,680.60
Cancelled, Abated or Adjusted (1980)	8,020.00
Balance December 31, 1980	1,558,536.69

CURRENT FINANCES DECEMBER 31, 1980

ASSETS	
Cash Dec. 31, 1980	17,151,368.60
Taxes Receivable	3,334,143.34
Tax Title Liens	985,166.86
Foreclosed Property	1,558,536.69
Emergencies & Other Deferred Charges	398,484.77
State and Federal Aid Receivable	538,319.83
Other Receivables	917,578.61
Total	24,883,598.70
LIABILITIES, RESERVES, AND SURPLUS	
Cash Liabilities	8,967,203.23
Reserves for Receivables	6,672,003.81
Surplus Dec. 31, 1980	9,244,391.66
Total	24,883,598.70

1980/3000

*ABOVE DEBT SERVICE INCLUDES TYPE I SCHOOL DEBT

*Includes County Health Service Taxes or County Vocational School Taxes. See Table 13, pgs. 675, 676.

0759

Population 1970 933,820
Population 1980 850,451
S & P Rating
Moody Rating

General Tax Rate Per $100.

State Equalized Tax Rate

SUMMARY
ESSEX COUNTY
MUNICIPALITIES

PER CAPITA:		PER CENT:	
Gross Debt	464.28	Gross Debt	126.84
Net Debt	164.98	Net Debt	45.07
Debt Service	38.52	Tax Levy Collected	94.03
Total Tax Levy	539.61	Tax Levy Cancelled, Abated or Adjusted	.92
Municipal Expenditures	486.22		

EXPENDITURES	
GENERAL GOVERNMENT	
Governing Body & Public Boards	3,953,921.93
Municipal Clerk	1,484,410.94
Financial Administration	4,756,570.62
Assessment of Taxes	1,605,306.54
Collection of Taxes	1,104,271.29
Planning, Housing & Development	1,249,047.94
Human Resources	8,160,893.71
Elections	191,118.49
General Administration (other)	36,210,100.17
JUDICIARY	
Municipal Courts	3,201,843.53
PUBLIC SAFETY	
Fire Protection	43,201,421.36
Police Protection	62,469,714.60
Civil Defense & Disaster Control	285,060.05
Environmental Inspection & Control	2,409,558.75
Other Public Safety	188,561.44
PUBLIC WORKS	
Streets and Drainage	13,193,269.82
Sewers and Sewage Processing	23,103,904.40
Garbage and Trash Disposal	6,075,037.63
Public Buildings and Grounds	11,594,495.21
Other Public Works	6,911,608.52
HEALTH and WELFARE	
Health Services Except Environmental	7,650,559.67
Welfare-Public Assistance	8,286,654.23
Hospitals, Clinics, First Aid	64,824.11
Animal, Insect, & Rodent Control	364,353.12
Other Welfare Services	436,513.00
RECREATION and CONSERVATION	
Beaches and Boardwalks	
Parks, Playgrounds, Shade Trees	5,180,688.72
Land Reclamation & Conservation	195,042.59
Other Recreational Services	2,578,360.44
EDUCATION (excluding schools)	
Libraries	9,847,358.00
Other Educational Services	2,997,575.43
STATUTORY EXPENDITURES	
Pensions & F. I. C. A.	34,725,568.34
Employee Fringe Benefits	3,555,760.25
Other Stotutory Expenditures	1,068,077.00
CETA And Other Public Employment Programs	35,805,061.91
MUNICIPAL FUNCTIONS TOTAL	344,106,553.75
CAPITAL IMPROVEMENTS	671,672.75
DEBT SERVICE	
Principal Payments	18,726,168.39
Interest Payments	14,032,640.07
TYPE I SCHL DEBT *MEMO	16,869,215.64
DEFERRED CHARGES	2,554,358.06
SCHOOL, COUNTY, SPECIAL DISTRICT TAXES	318,540,811.54
RESERVE FOR UNCOLLECTED TAXES	34,086,389.41
EXPENDITURES TOTAL	732,046,921.22

REVENUES-REALIZED		
1980 Property Taxes Collected		430,961,137.86
1980 Payments in Lieu of Taxes		5,546,542.03
Delinquent Tax & Lien Collections		15,915,004.57
Business Personalty Replacement Taxes		28,506,679.68
Taxes from Public Utilities		40,658,012.63
Other Miscellaneous Tax Revenues		9,277,514.76
State Aid Revenues		47,871,207.53
Federal Aid Revenues		37,192,496.12
State and Local Fiscal Assistance Act Utilized		14,909,509.32
Sale of Acquired Property		3,971,241.86
Other Miscellaneous Revenues		59,849,410.03
	Total	694,659,156.39
Prior Years Surplus Appropriated		30,052,540.58
REVENUES	TOTAL	724,711,696.97
Reserve For Uncollected Taxes		34,086,389.41
CAPITAL OUTLAY	TOTAL	45,260,256.53
Public Enterprises		5,792,708.05
Recreation—Culture		1,252,665.96
Public Works		14,381,720.88
Buildings and Grounds		6,877,494.37
Library and Education		16,955,667.27
Conservation		
All Other		

CAPITAL DEBT AUTHORIZED, DECEMBER 31, 1980

ISSUED AND UNISSUED	GROSS DEBT	NET DEBT
School	202,847,422	
Self-liquidating	31,233,226	1,965,387
Other	160,769,997	138,344,461
Total	394,850,646	140,309,849

ISSUED AND OUTSTANDING		
School		158,775,880.00
Self-Liquidating		24,335,800.00
Other		128,182,164.16
	Total	311,297,844.16
EQUALIZED VALUATION BASIS FOR NET DEBT COMPUTATION		10,272,275,331

REAL PROPERTY VALUATIONS

Code	Class	# of Parcels	% VAL'N	ASSESSED VALUATION
1	Vacant Land			
2	Residential			
3	Farm			
4a	Commercial	(SEE PAGE 25)		
4b	Industrial			
4c	Apartments			
Total				

Land Area 127.44 Sq. Miles

Net Valuation Taxable-Municipal	7,643,522,800
Net Valuation Taxable-County	10,822,025,951
State Equalized Valuation	11,652,927,000
State Equalization Ratio	

1980 PROPERTY TAX	
STATE EQUALIZED TAX RATE →	
Local District School Taxes	170,200,297.73
Regional & Consolidated School Tax	6,249,741.57
School Taxes in Municipal Budget	3,570,707.57
County Taxes	138,462,144.67
County Library Taxes	
Local Municipal Purpose Taxes	136,492,436.93
Veteran & Senior Citizen Taxes	3,708,930.00
Total Taxes for Rate Computation	458,684,258.47
Special District Taxes	57,920.00
Bank Carp. Taxes	1,202,947.57
Added and Omitted Taxes	2,678,923.80
Total Taxes Levied - ABSTRACT	458,915,119.84
Total Taxes Billed	458,346,025.88
1980 TAXES COLLECTED	430,961,137.86
1980 Taxes Cancelled, Abated or Adjusted	4,225,422.14
Transfer to Tax Title Liens or Foreclosed	3,807,428.97
Balance Outstanding Dec. 31, 1980	19,352,036.91
PRIOR YEARS TAXES OUTSTANDING	
Balance January 1, 1980	20,610,542.94
Collected in 1980	12,044,358.31
Cancelled, Abated or Adjusted 1980	269,937.37
Transfers to Tax Title Liens or Foreclosed	2,000,956.05
Balance December 31, 1980	6,295,291.21
TAX TITLE LIENS OUTSTANDING	
Balance January 1, 1980	19,655,689.13
Transfer From Taxes	5,671,558.24
Redeemed in 1980	3,871,791.23
Cancelled, Abated or Adjusted (1980)	159,513.95
Transfers to Foreclosed Property	8,930,455.07
Balance December 31, 1980	12,365,487.12
PROPERTY ACQUIRED BY DEED OR FORECLOSURE	
Balance January 1, 1980	38,820,384.98
Transfers From Taxes or Liens	9,371,101.28
Sale for Cash (1980)	2,610,368.68
Cancelled, Abated or Adjusted (1980)	5,660,266.58
Balance December 31, 1980	39,920,851.00
CURRENT FINANCES DECEMBER 31, 1980	
ASSETS	
Cash Dec. 31, 1980	107,018,940.41
Taxes Receivable	25,647,328.12
Tax Title Liens	12,365,487.12
Foreclosed Property	39,920,851.00
Emergencies & Other Deferred Charges	3,102,688.34
State and Federal Aid Receivable	1,766,672.34
Other Receivables	24,130,504.92
Total	213,952,472.25
LIABILITIES, RESERVES, AND SURPLUS	
Cash Liabilities	67,217,223.64
Reserves for Receivables	98,508,738.22
Surplus Dec. 31, 1980	48,226,510.39
Total	213,952,472.25

1980 3000

*ABOVE DEBT SERVICE INCLUDES TYPE I SCHOOL DEBT

0899

Papulotion 1970 173,285
Papulotian 1980 199,917
S & P Rating
Moody Roting

General Tax Rote Per $100.

State Equalized Tax Rate

SUMMARY
GLOUCESTER COUNTY
MUNICIPALITIES

PER CAPITA:		PER CENT:	
Grass Debt	319.46	Gross Debt	128.69
Net Debt	117.55	Net Debt	47.35
Debt Service	9.60	Tax Levy Collected	94.45
Total Tox Levy	395.76	Tax Levy Cancelled, Aboted ar Adjusted	.27
Municipal Expenditures	206.50		

EXPENDITURES	
GENERAL GOVERNMENT	
Gaverning Body & Public Baards	197,870.80
Municipal Clerk	221,672.04
Finoncial Administration	585,421.71
Assessment af Taxes	948,289.98
Collectian af Taxes	496,129.23
Planning, Housing & Develapment	375,839.32
Human Resaurces	119,997.75
Elections	64,995.12
General Administratian (other)	3,615,359.30
JUDICIARY	
Municipal Courts	592,672.06
PUBLIC SAFETY	
Fire Protectian	804,347.05
Police Protectian	9,197,990.05
Civil Defense & Disaster Cantral	17,293.04
Environmental Inspectian & Control	717,279.98
Other Public Safety	
PUBLIC WORKS	
Streets and Drainage	5,041,689.07
Sewers and Sewage Processing	556,664.52
Gorbage and Trash Disposal	1,727,595.94
Public Buildings and Graunds	1,087,459.52
Other Public Warks	294,063.37
HEALTH and WELFARE	
Health Services Except Environmental	210,092.10
Welfare-Public Assistance	172,046.18
Haspitals, Clinics, First Aid	
Animal, Insect, & Rodent Control	93,602.10
Other Welfare Services	500.00
RECREATION and CONSERVATION	
Beaches and Baardwalks	
Parks, Ploygrounds, Shade Trees	571,790.44
Land Reclamatian & Canservation	29,779.60
Other Recreatianal Services	238,059.45
EDUCATION (excluding schools)	
Libraries	588,959.44
Other Educationol Services	1,100.00
STATUTORY EXPENDITURES	
Pensians & F. I. C. A.	1,950,862.75
Employee Fringe Benefits	780,990.22
Other Statutary Expenditures	120,069.85
CETA And Other Public Emplayment Programs	1,977,215.02
MUNICIPAL FUNCTIONS TOTAL	33,397,697.00
CAPITAL IMPROVEMENTS	347,937.00
DEBT SERVICE	
Principal Payments	1,074,867.57
Interest Payments	844,491.16
TYPE I SCHL DEBT *MEMO	14,154.00
DEFERRED CHARGES	1,105,844.72
SCHOOL, COUNTY, SPECIAL DISTRICT TAXES	67,089,822.99
RESERVE FOR UNCOLLECTED TAXES	4,860,187.20
EXPENDITURES TOTAL	108,372,910.64

REVENUES-REALIZED	
1980 Praperty Taxes Collected	74,647,057.98
1980 Payments in Lieu af Taxes	
Delinquent Tax & Lien Collectians	3,407,708.45
Business Persanalty Replacement Taxes	2,456,931.18
Taxes fram Public Utilities	10,171,942.58
Other Miscellaneous Tax Revenues	244,615.70
State Aid Revenues	2,003,456.03
Federal Aid Revenues	1,727,847.39
State and Local Fiscal Assistance Act Utilized	2,216,808.14
Sale af Acquired Praperty	19,049.23
Other Miscelloneous Revenues	5,166,296.74
Total	102,061,713.42
Priar Years Surplus Appraprioted	5,589,206.01
REVENUES TOTAL	107,650,919.43
Reserve Far Uncallected Taxes	4,860,187.20
CAPITAL OUTLAY TOTAL	6,549,461.70
Public Enterprises	1,631,592.79
Recreatian—Culture	111,179.17
Public Works	2,998,622.96
Buildings and Grounds	1,803,896.78
Library and Educatian	4,170.00
Canservatian	
All Other	

CAPITAL DEBT AUTHORIZED, DECEMBER 31, 1980

ISSUED AND UNISSUED	GROSS DEBT	NET DEBT
School	30,116,039	
Self-liquidating	13,473,984	3,284,984
Other	20,275,888	20,215,012
Tatol	63,865,912	23,499,996

ISSUED AND UNISSUED	
School	26,145,039.58
Self-Liquidating	9,843,020.70
Other	13,640,810.80
Total	49,628,871.08
EQUALIZED VALUATION BASIS FOR NET DEBT COMPUTATION	2,935,059,509

REAL PROPERTY VALUATIONS

Code	Class	# af Parcels	% VAL'N	ASSESSED VALUATION
1	Vacant Land			
2	Residential			
3	Farm			
4a	Commercial	(SEE PAGE 27)		
4b	Industrial			
4c	Apartments			
Total				

Land Area 328.36 Sq. Miles	
Net Valuation Taxable-Municipal	2,442,840,487
Net Valuation Taxable-County	3,113,476,012
State Equalized Valuation	3,296,198,430
State Equalization Ratio	

1980 PROPERTY TAX	
STATE EQUALIZED TAX RATE	
Local District School Taxes	40,435,066.42
Regional & Consolidated School Tax	6,050,403.03
School Taxes in Municipol Budget	525.00
County Taxes	19,123,661.22
County Library Taxes	257,212.00
Local Municipol Purpose Taxes	10,548,465.66
Veteran & Senior Citizen Taxes	1,560,630.00
Totol Taxes for Rate Computation	77,975,963.33
Special District Taxes	1,222,955.32
Bank Corp. Taxes	136,906.31
Added and Omitted Taxes	1,344,275.65
Total Taxes Levied - ABSTRACT	79,119,470.61
Total Taxes Billed	79,033,845.97
1980 TAXES COLLECTED	74,647,057.98
1980 Taxes Cancelled, Abated or Adjusted	210,643.85
Transfer to Tax Title Liens or Foreclosed	333,545.09
Balance Outstanding Dec. 31, 1980	3,842,599.06
PRIOR YEARS TAXES OUTSTANDING	
Balance January 1, 1980	3,463,858.70
Collected in 1980	2,925,431.70
Cancelled, Abated or Adjusted 1980	49,675.35
Transfers to Tax Title Liens or Foreclosed	115,681.67
Balance December 31, 1980	373,069.98
TAX TITLE LIENS OUTSTANDING	
Balance January 1, 1980	1,037,769.19
Transfer From Taxes	461,695.56
Redeemed in 1980	439,956.93
Cancelled, Abated or Adjusted (1980)	91.23
Transfers to Foreclosed Property	21,809.27
Balance December 31, 1980	1,037,607.32
PROPERTY ACQUIRED BY DEED OR FORECLOSURE	
Balance January 1, 1980	6,145,927.38
Transfers From Taxes or Liens	22,735.63
Sale for Cash (1980)	19,049.23
Cancelled, Abated or Adjusted (1980)	
Balance December 31, 1980	6,149,613.78

CURRENT FINANCES DECEMBER 31, 1980 ASSETS	
Cash Dec. 31, 1980	16,586,535.80
Taxes Receivable	4,215,669.04
Tox Title Liens	1,037,607.32
Foreclosed Property	6,149,613.78
Emergencies & Other Deferred Charges	1,387,143.66
State and Federol Aid Receivable	107,959.57
Other Receivables	1,080,338.77
Totol	30,564,867.94
LIABILITIES, RESERVES, AND SURPLUS	
Cash Liabilities	9,724,113.71
Reserves for Receivables	12,475,191.03
Surplus Dec. 31, 1980	8,365,563.20
Totol	30,564,867.94

1980/3000

*ABOVE DEBT SERVICE INCLUDES TYPE I SCHOOL DEBT

0999

Papulation 1970 609,065
Papulation 1980 556,972
S & P Rating
Maady Rating

General Tax Rate Per $100.

State Equalized Tax Rate

SUMMARY
HUDSON COUNTY
MUNICIPALITIES

PER CAPITA:		PER CENT:	
Grass Debt	531.83	Grass Debt	128.70
Net Debt	209.03	Net Debt	50.59
Debt Service	38.36	Tax Levy Collected	93.16
Total Tax Levy	436.60	Tax Levy Cancelled, Abated ar Adjusted	1.45
Municipal Expenditures	508.88		

EXPENDITURES	
GENERAL GOVERNMENT	
Gaverning Body & Public Baards	1,203,144.28
Municipal Clerk	672,124.82
Financial Administratian	1,916,338.45
Assessment af Taxes	1,350,126.79
Callectian af Taxes	1,142,078.16
Planning, Hausing & Develapment	1,528,089.06
Human Resaurces	8,712,659.86
Electians	282,821.08
General Administratian (ather)	13,172,044.01
JUDICIARY	
Municipal Caurts	1,977,963.01
PUBLIC SAFETY	
Fire Pratectian	40,844,095.10
Police Pratectian	46,623,203.37
Civil Defense & Disaster Cantral	73,324.00
Enviranmental Inspectian & Cantral	1,305,125.30
Other Public Safety	206,723.49
PUBLIC WORKS	
Streets and Drainage	12,247,821.86
Sewers and Sewage Pracessing	4,006,387.95
Garbage and Trash Dispasal	9,155,199.35
Public Buildings and Graunds	5,064,561.06
Other Public Warks	3,128,347.87
HEALTH and WELFARE	
Health Services Except Enviranmental	7,620,995.94
Welfare-Public Assistance	3,748,877.34
Hasptals, Clinics, First Aid	2,137,611.00
Animal, Insect, & Radent Cantral	196,933.00
Other Welfare Services	37,650.00
RECREATION and CONSERVATION	
Beaches and Baardwalks	
Parks, Playgraunds, Shade Trees	4,742,172.17
Land Reclamatian & Canservatian	1,930.00
Other Recreatianal Services	1,205,741.14
EDUCATION (excluding schaals)	
Libraries	4,171,116.53
Other Educatianal Services	88,679.00
STATUTORY EXPENDITURES	
Pensians & F. I. C. A.	25,541,585.18
Emplayee Fringe Benefits	10,045,250.71
Other Statutary Expenditures	598,721.16
CETA And Other Public Emplayment Pragrams	18,519,483.57
MUNICIPAL FUNCTIONS TOTAL	233,268,925.61
CAPITAL IMPROVEMENTS	962,869.35
DEBT SERVICE	
Principal Payments	11,956,500.00
Interest Payments	9,407,756.39
TYPE I SCHL DEBT *MEMO	9,014,755.88
DEFERRED CHARGES	6,423,999.86
SCHOOL, COUNTY, SPECIAL DISTRICT TAXES	150,968,597.85
RESERVE FOR UNCOLLECTED TAXES	22,375,416.14
EXPENDITURES TOTAL	434,401,195.85

REVENUES-REALIZED	
1980 Praperty Taxes Callected	223,540,963.17
1980 Payments in Lieu af Taxes	3,867,705.50
Delinquent Tax & Lien Callectians	11,415,719.35
Business Persanalty Replacement Taxes	19,918,990.40
Taxes fram Public Utilities	45,517,256.34
Other Miscellaneaus Tax Revenues	901,318.61
State Aid Revenues	37,205,004.44
Federal Aid Revenues	18,436,902.28
State and Local Fiscal Assistance Act Utilized	12,663,749.78
Sale af Acquired Praperty	1,048,236.00
Other Miscellaneaus Revenues	23,291,269.18
Tatal	397,807,115.05
Priar Years Surplus Appropriated	22,070,588.00
REVENUES TOTAL	419,877,703.05
Reserve For Uncallected Taxes	22,375,416.14
CAPITAL OUTLAY TOTAL	26,905,382.59
Public Enterprises	4,150,459.40
Recreatian—Culture	2,064,165.15
Public Warks	10,411,364.29
Buildings and Graunds	7,920,299.22
Library and Educatian	2,146,676.36
Canservatian	212,418.17
All Other	

CAPITAL DEBT AUTHORIZED, DECEMBER 31, 1980

ISSUED AND UNISSUED	GROSS DEBT	NET DEBT
Schaal	112,901,988	
Self-liquidating	56,450,074	1,120,924
Other	126,860,942	115,303,356
Tatal	296,213,005	116,424,280

ISSUED AND OUTSTANDING	
Schaal	91,476,413.00
Self-Liquidating	44,434,750.00
Other	94,239,231.00
Tatal	230,150,394.00
EQUALIZED VALUATION BASIS FOR NET DEBT COMPUTATION	5,075,332,156

REAL PROPERTY VALUATIONS

Code	Class	# af Parcels	% VAL'N	ASSESSED VALUATION
1	Vacant Land			
2	Residential			
3	Farm			
4a	Commercial	(SEE PAGE 29)		
4b	Industrial			
4c	Apartments			
Tatal				

Land Area 46.42 Sq. Miles	
Net Valuatian Taxable-Municipal	3,589,358,309
Net Valuatian Taxable-Caunty	5,513,920,809
State Equalized Valuatian	5,443,825,871
State Equalizatian Ratia	

1980 PROPERTY TAX	
STATE EQUALIZED TAX RATE →	
Local District Schaal Taxes	84,279,529.31
Regianal & Cansalidated Schaal Tax	
Schaal Taxes in Municipal Budget	3,204,738.46
Caunty Taxes	63,236,632.08
Caunty Library Taxes	
Local Municipal Purpase Taxes	91,042,745.63
Veteran & Seniar Citizen Taxes	2,317,060.00
Tatal Taxes for Rate Computatian	244,080,705.48
Special District Taxes	247,698.00
Bank Carp. Taxes	353,283.62
Added and Omitted Taxes	810,669.54
Tatal Taxes Levied - ABSTRACT	243,175,296.64
Tatal Taxes Billed	242,945,296.85
1980 TAXES COLLECTED	223,540,963.17
1980 Taxes Cancelled, Abated ar Adjusted	3,481,160.09
Transfer ta Tax Title Liens ar Fareclased	2,482,915.22
Balance Outstanding Dec. 31, 1980	13,440,258.37
PRIOR YEARS TAXES OUTSTANDING	
Balance January 1, 1980	28,489,323.24
Callected in 1980	8,406,208.32
Cancelled, Abated ar Adjusted 1980	1,427,426.38
Transfers ta Tax Title Liens ar Fareclased	859,705.35
Balance December 31, 1980	17,795,983.19
TAX TITLE LIENS OUTSTANDING	
Balance January 1, 1980	14,500,912.43
Transfer From Taxes	3,309,531.55
Redeemed in 1980	3,009,510.43
Cancelled, Abated ar Adjusted (1980)	2,350,000.10
Transfers ta Fareclased Praperty	43,411.84
Balance December 31, 1980	12,407,521.61
PROPERTY ACQUIRED BY DEED OR FORECLOSURE	
Balance January 1, 1980	29,258,848.59
Transfers Fram Taxes ar Liens	132,425.41
Sale far Cash (1980)	1,132,226.00
Cancelled, Abated ar Adjusted (1980)	252,650.00
Balance December 31, 1980	28,006,398.00
CURRENT FINANCES DECEMBER 31, 1980	
ASSETS	
Cash Dec. 31, 1980	70,299,066.49
Taxes Receivable	31,236,241.56
Tax Title Liens	12,407,521.61
Fareclased Praperty	28,006,398.00
Emergencies & Other Deferred Charges	6,698,788.82
State and Federal Aid Receivable	1,298,733.50
Other Receivables	14,688,101.71
Tatal	164,634,851.69
LIABILITIES, RESERVES, AND SURPLUS	
Cash Liabilities	48,439,103.85
Reserves far Receivables	82,081,696.63
Surplus Dec. 31, 1980	34,114,051.21
Tatal	164,634,851.69

1980 3000

*ABOVE DEBT SERVICE INCLUDES TYPE I SCHOOL DEBT

1099

Population 1970 70,000
Population 1980 87,361
S & P Rating
Moody Rating

General Tax Rate Per $100.

Stote Equalized Tax Rate

SUMMARY
HUNTERDON COUNTY
MUNICIPALITIES

PER CAPITA:		PER CENT:	
Gross Debt	494.07	Gross Debt	129.50
Net Debt	110.04	Net Debt	28.62
Debt Service	6.07	Tax Levy Collected	92.42
Total Tax Levy	575.36	Tax Levy Concelled, Abated or Adjusted	.65
Municipal Expenditures	263.89		

EXPENDITURES	
GENERAL GOVERNMENT	
Governing Body & Public Baards	2,700.00
Municipal Clerk	39,655.00
Finoncial Administrotion	247,321.34
Assessment of Taxes	347,530.01
Collection of Taxes	304,406.61
Plonning, Housing & Develapment	494,705.07
Human Resources	12,851.36
Elections	12,246.45
General Administrotion (other)	2,246,544.45
JUDICIARY	
Municipal Courts	270,119.74
PUBLIC SAFETY	
Fire Protection	725,484.16
Police Protection	2,812,231.01
Civil Defense & Disoster Control	7,225.19
Enviranmentol Inspection & Control	337,353.04
Other Public Safety	
PUBLIC WORKS	
Streets and Drainage	4,421,950.28
Sewers and Sewage Processing	267,216.88
Garbage and Trash Disposal	430,382.97
Public Buildings and Grounds	597,041.42
Other Public Works	106,279.33
HEALTH and WELFARE	
Health Services Except Enviranmental	76,384.78
Welfare-Public Assistance	85,809.76
Haspitals, Clinics, First Aid	700.00
Animal, Insect, & Rodent Control	23,086.46
Other Welfare Services	
RECREATION and CONSERVATION	
Beaches and Boardwalks	
Parks, Ploygrounds, Shade Trees	105,539.57
Land Reclamotion & Conservotian	28,549.00
Other Recreotianal Services	80,122.28
EDUCATION (excluding schools)	
Libraries	141,740.90
Other Educotianal Services	2,926,859.67
STATUTORY EXPENDITURES	
Pensians & F. I. C. A.	671,202.96
Employee Fringe Benefits	274,877.68
Other Statutary Expenditures	42,668.65
CETA And Other Public Employment Programs	
MUNICIPAL FUNCTIONS TOTAL	18,140,286.02
CAPITAL IMPROVEMENTS	600,817.03
DEBT SERVICE	
Principal Payments	344,902.84
Interest Payments	185,730.35
DEFERRED CHARGES	419,223.16
SCHOOL, COUNTY, SPECIAL DISTRICT TAXES	45,388,089.47
RESERVE FOR UNCOLLECTED TAXES	3,963,454.66
EXPENDITURES TOTAL	68,441,686.50

REVENUES-REALIZED		
1980 Praperty Taxes Collected		46,466,323.81
1980 Payments in Lieu of Taxes		52,270.52
Delinquent Tox & Lien Collections		2,846,829.17
Business Persanalty Replacement Taxes		1,669,658.89
Taxes fram Public Utilities		7,995,278.00
Other Miscellaneous Tax Revenues		86,200.00
State Aid Revenues		617,702.81
Federal Aid Revenues		2,167.04
State and Local Fiscal Assistonce Act Utilized		830,878.22
Sale of Acquired Praperty		5,445.00
Other Miscellaneous Revenues		4,930,964.91
	Total	65,507,718.37
Prior Years Surplus Appropriated		5,689,873.09
REVENUES	TOTAL	71,197,591.46
Reserve For Uncallected Taxes		3,963,454.66
CAPITAL OUTLAY	TOTAL	4,718,122.57
Public Enterprises		975,740.03
Recreation—Culture		61,756.58
Public Works		3,323,165.47
Buildings and Grounds		357,460.49
Library and Education		
Conservation		
All Other		

CAPITAL DEBT AUTHORIZED, DECEMBER 31, 1980

ISSUED AND UNISSUED	GROSS DEBT	NET DEBT
Schaal	27,833,855	529,963
Self-liquidating	8,161,278	1,915,403
Other	7,167,415	7,167,415
Total	43,162,548	9,612,782

ISSUED AND OUTSTANDING	
Schaal	21,537,402.03
Self-Liquidating	7,323,624.40
Other	4,728,942.28
Total	33,589,968.71
EQUALIZED VALUATION BASIS FOR NET DEBT COMPUTATION	2,087,744,685

REAL PROPERTY VALUATIONS

Code	Class	# of Porcels	% VAL'N	ASSESSED VALUATION
1	Vocant Land			
2	Residential			
3	Farm			
4a	Cammercial	(SEE PAGE 31)		
4b	Industrial			
4c	Apartments			
Total				

Land Area 429.60 Sq. Miles

Net Voluation Taxable-Municipol	1,942,891,919
Net Voluotion Toxoble-County	2,270,440,910
Stote Equalized Voluotion	2,440,086,255
Stote Equalizotion Ratio	

1980 PROPERTY TAX	
STATE EQUALIZED TAX RATE →	
Local District Schaal Taxes	16,060,430.12
Regianal & Consolidated Schaal Tax	19,572,659.35
School Taxes in Municipal Budget	
County Taxes	5,269,000.00
County Library Taxes	486,000.00
Lacol Municipal Purpase Taxes	3,897,450.22
Veteran & Senior Citizen Taxes	590,889.00
Totol Taxes for Rate Computotion	49,876,428.69
Speciol District Taxes	
Bonk Carp. Taxes	89,781.53
Added and Omitted Taxes	888,780.28
Total Taxes Levied - ABSTRACT	50,264,101.50
Total Taxes Billed	50,275,850.98
1980 TAXES COLLECTED	46,466,323.81
1980 Taxes Cancelled, Abated or Adjusted	324,635.79
Transfer to Tax Title Liens ar Foreclosed	192,675.34
Balance Outstanding Dec. 31, 1980	3,292,216.34
PRIOR YEARS TAXES OUTSTANDING	
Balance January 1, 1980	2,966,644.84
Collected in 1980	2,651,841.65
Cancelled, Abated ar Adjusted 1980	18,939.20
Transfers to Tax Title Liens or Foreclosed	62,358.65
Balance December 31, 1980	233,505.25
TAX TITLE LIENS OUTSTANDING	
Balance January 1, 1980	633,046.15
Transfer Fram Taxes	263,612.36
Redeemed in 1980	195,987.72
Cancelled, Abated ar Adjusted (1980)	7,148.50
Transfers to Foreclosed Property	
Balance December 31, 1980	693,522.29
PROPERTY ACQUIRED BY DEED OR FORECLOSURE	
Balance January 1, 1980	147,331.80
Transfers From Taxes or Liens	
Sale for Cash (1980)	
Cancelled, Abated ar Adjusted (1980)	
Balance December 31, 1980	147,331.80
CURRENT FINANCES DECEMBER 31, 1980	
ASSETS	
Cosh Dec. 31, 1980	28,062,472.21
Taxes Receivable	3,525,721.59
Tax Title Liens	693,522.29
Foreclosed Praperty	147,331.80
Emergencies & Other Deferred Charges	511,654.57
Stote and Federal Aid Receivable	62,480.67
Other Receivables	1,203,916.07
Total	34,207,099.20
LIABILITIES, RESERVES, AND SURPLUS	
Cash Liabilities	10,911,131.23
Reserves for Receivables	5,528,502.65
Surplus Dec. 31, 1980	17,767,465.32
Total	34,207,099.20

1980/3000

1199

Population 1970 305,130
Population 1980 307,863
S & P Rating
Moody Rating

General Tax Rate Per $100.

State Equalized Tax Rate

SUMMARY
MERCER COUNTY
MUNICIPALITIES

PER CAPITA:		PER CENT:	
Gross Debt	683.28	Gross Debt	127.83
Net Debt	244.32	Net Debt	45.71
Debt Service	19.69	Tax Levy Collected	93.87
Total Tax Levy	519.80	Tox Levy Cancelled, Abated or Adjusted	.67
Municipal Expenditures	359.01		

EXPENDITURES	
GENERAL GOVERNMENT	
Governing Body & Public Boards	664,201.80
Municipal Clerk	323,639.27
Financial Administration	1,061,348.76
Assessment of Taxes	726,632.71
Collection of Taxes	693,709.28
Planning, Housing & Development	1,261,392.94
Human Resources	3,077,585.86
Elections	68,446.25
General Administration (other)	8,483,158.24
JUDICIARY	
Municipol Courts	1,017,521.79
PUBLIC SAFETY	
Fire Protection	7,433,439.42
Police Protection	20,163,982.81
Civil Defense & Disaster Control	81,344.89
Environmental Inspection & Control	913,968.36
Other Public Safety	89,649.00
PUBLIC WORKS	
Streets and Droinage	6,608,950.77
Sewers and Sewage Processing	5,016,636.39
Garbage and Trosh Disposol	3,538,676.37
Public Buildings and Grounds	2,695,051.87
Other Public Works	2,212,939.42
HEALTH and WELFARE	
Health Services Except Environmental	4,401,185.98
Welfare-Public Assistance	1,014,484.91
Hospitals, Clinics, First Aid	800.00
Animal, Insect, & Rodent Control	101,534.71
Other Welfare Services	290,284.00
RECREATION and CONSERVATION	
Beaches and Boardwalks	
Parks, Playgrounds, Shode Trees	1,045,005.75
Land Reclamotion & Conservation	22,528.05
Other Recreational Services	2,060,586.48
EDUCATION (excluding schools)	
Libraries	2,173,893.76
Other Educational Services	79,245.00
STATUTORY EXPENDITURES	
Pensions & F. I. C. A.	7,452,133.94
Employee Fringe Benefits	1,932,814.78
Other Stotutory Expenditures	181,979.25
CETA And Other Public Employment Programs	6,389,206.46
MUNICIPAL FUNCTIONS TOTAL	93,277,959.27
CAPITAL IMPROVEMENTS	859,913.07
DEBT SERVICE	
Principal Payments	3,299,922.13
Interest Payments	2,762,719.30
TYPE I SCHL DEBT *MEMO	337,661.00
DEFERRED CHARGES	645,190.16
SCHOOL, COUNTY, SPECIAL DISTRICT TAXES	127,700,541.56
RESERVE FOR UNCOLLECTED TAXES	10,539,465.30
EXPENDITURES TOTAL	238,225,797.72

REVENUES-REALIZED	
1980 Property Taxes Collected	149,951,801.79
1980 Payments in Lieu of Taxes	729,373.19
Delinquent Tax & Lien Collections	7,257,591.43
Business Personolty Replocement Taxes	7,483,642.78
Taxes from Public Utilities	20,750,733.00
Other Miscellaneous Tax Revenues	581,787.73
State Aid Revenues	11,560,531.90
Federal Aid Revenues	7,868,488.23
State ond Local Fiscal Assistonce Act Utilized	3,949,159.36
Sale of Acquired Property	251,440.96
Other Miscellaneous Revenues	15,508,720.58
Total	225,893,270.95
Prior Years Surplus Appropriated	8,037,356.32
REVENUES TOTAL	233,930,627.27
Reserve For Uncollected Taxes	10,539,465.30
CAPITAL OUTLAY TOTAL	37,094,334.23
Public Enterprises	19,889,657.85
Recreation—Culture	2,514,202.41
Public Works	7,271,477.24
Buildings and Grounds	7,383,114.73
Library and Education	35,882.00
Conservation	
All Other	

CAPITAL DEBT AUTHORIZED, DECEMBER 31, 1980

ISSUED AND UNISSUED	GROSS DEBT	NET DEBT
School	61,093,917	
Self-liquidating	65,477,103	
Other	83,784,212	75,216,242
Total	210,355,233	75,216,242

ISSUED AND OUTSTANDING	
School	50,026,916.18
Self-Liquidating	50,336,000.00
Other	64,200,193.87
Total	164,563,110.05
EQUALIZED VALUATION BASIS FOR NET DEBT COMPUTATION	4,831,909,419

REAL PROPERTY VALUATIONS

Code	Class	# of Parcels	% VAL'N	ASSESSED VALUATION
1	Vacant Land			
2	Residential			
3	Farm			
4a	Commercial			
4b	Industrial			
4c	Apartments			
	Total			

(SEE PAGE 33)

Land Area 226.00 Sq. Miles

Net Valuation Taxable-Municipal	3,298,823,843
Net Valuation Taxable-County	5,145,729,599
State Equalized Valuation	5,454,320,707
State Equalizotion Ratio	

1980 PROPERTY TAX	
STATE EQUALIZED TAX RATE ⟶	
Local District School Taxes	50,442,316.37
Regional & Consolidated School Tax	27,175,570.75
School Taxes in Municipol Budget	74,806.00
County Taxes	47,211,951.49
County Library Taxes	1,006,685.00
Locol Municipal Purpose Taxes	30,626,801.99
Veteran & Senior Citizen Taxes	2,350,045.00
Total Taxes for Rate Computation	158,888,176.60
Special District Taxes	1,789,211.95
Bonk Corp. Taxes	316,557.65
Added and Omitted Taxes	1,381,921.89
Total Taxes Levied - ABSTRACT	160,025,823.09
Total Toxes Billed	159,742,154.79
1980 TAXES COLLECTED	149,951,801.79
1980 Taxes Cancelled, Abated or Adjusted	1,071,207.26
Transfer to Tax Title Liens or Foreclosed	585,353.31
Balance Outstanding Dec. 31, 1980	8,133,792.43
PRIOR YEARS TAXES OUTSTANDING	
Balance January 1, 1980	8,770,931.99
Collected in 1980	5,569,890.71
Cancelled, Abated or Adjusted 1980	302,133.28
Transfers to Tax Title Liens or Foreclosed	781,394.56
Balance December 31, 1980	2,117,513.44
TAX TITLE LIENS OUTSTANDING	
Balance January 1, 1980	4,332,914.49
Transfer From Toxes	1,211,858.32
Redeemed in 1980	1,687,700.72
Cancelled, Abated or Adjusted (1980)	113,400.92
Transfers to Foreclosed Property	754,696.10
Balance December 31, 1980	2,988,975.07
PROPERTY ACQUIRED BY DEED OR FORECLOSURE	
Balance January 1, 1980	7,926,752.33
Transfers From Toxes or Liens	1,063,700.67
Sale for Cash (1980)	336,600.96
Cancelled, Aboted or Adjusted (1980)	1,241,994.04
Balance December 31, 1980	7,411,858.00
CURRENT FINANCES DECEMBER 31, 1980	
ASSETS	
Cosh Dec. 31, 1980	20,001,157.24
Toxes Receivoble	10,251,305.87
Tax Title Liens	2,988,975.07
Foreclosed Property	7,411,858.00
Emergencies & Other Deferred Charges	1,809,643.10
State ond Federal Aid Receivable	451,419.97
Other Receivables	2,443,994.16
Total	45,358,353.41
LIABILITIES, RESERVES, AND SURPLUS	
Cash Liabilities	11,604,729.62
Reserves for Receivables	23,018,543.10
Surplus Dec. 31, 1980	10,735,080.69
Total	45,358,353.41

1980 3000

*ABOVE DEBT SERVICE INCLUDES TYPE I SCHOOL DEBT

1299

Papulatian 1970 585,780

Papulatian 1980 595,893

S & P Rating

Maady Rating

General Tax Rate Per $100.

State Equalized Tax Rate

SUMMARY
MIDDLESEX COUNTY
MUNICIPALITIES

PER CAPITA		PER CENT	
Gross Debt	627.52	Gross Debt	118.46
Net Debt	310.24	Net Debt	58.56
Debt Service	29.56	Tax Levy Collected	96.88
Total Tax Levy	548.12	Tax Levy Cancelled, Abated ar Adjusted	.29
Municipal Expenditures	291.87		

EXPENDITURES	
GENERAL GOVERNMENT	
Gaverning Body & Public Baards	424,999.62
Municipal Clerk	710,855.33
Financial Administratian	1,895,921.40
Assessment af Taxes	3,366,067.46
Callectian af Taxes	1,277,523.65
Planning, Hausing & Develapment	1,310,869.03
Human Resaurces	1,455,752.71
Electians	214,190.00
General Administratian (ather)	15,206,731.45
JUDICIARY	
Municipal Caurts	1,424,179.32
PUBLIC SAFETY	
Fire Pratectian	9,083,768.41
Palice Pratectian	35,952,925.41
Civil Defense & Disaster Cantral	129,073.78
Enviranmental Inspectian & Cantral	2,660,943.15
Other Public Safety	5,850.00
PUBLIC WORKS	
Streets and Drainage	13,871,325.90
Sewers and Sewage Pracessing	6,272,664.85
Garbage and Trash Dispasal	6,331,556.04
Public Buildings and Graunds	4,350,990.83
Other Public Warks	1,884,004.73
HEALTH and WELFARE	
Health Services Except Enviranmental	2,141,652.69
Welfare-Public Assistance	717,384.03
Haspitals, Clinics, First Aid	93,500.00
Animal, Insect, & Radent Cantral	86,630.02
Other Welfare Services	254,671.00
RECREATION and CONSERVATION	
Beaches and Baardwalks	
Parks, Playgraunds, Shade Trees	4,687,651.48
Land Reclamatian & Canservatian	65,325.00
Other Recreatianal Services	2,291,770.71
EDUCATION (excluding schaals)	
Libraries	5,502,528.53
Other Educatianal Services	333,981.00
STATUTORY EXPENDITURES	
Pensians & F. I. C. A.	10,818,110.99
Emplayee Fringe Benefits	3,425,543.00
Other Statutary Expenditures	394,276.00
CETA And Other Public Emplayment Pragrams	2,894,897.77
MUNICIPAL FUNCTIONS TOTAL	141,538,115.29
CAPITAL IMPROVEMENTS	1,048,519.00
DEBT SERVICE	
Principal Payments	9,896,961.89
Interest Payments	7,717,684.18
TYPE I SCHL DEBT *MEMO	3,668,860.11
DEFERRED CHARGES	2,626,855.36
SCHOOL, COUNTY, SPECIAL DISTRICT TAXES	281,079,385.71
RESERVE FOR UNCOLLECTED TAXES	12,144,674.46
EXPENDITURES TOTAL	455,003,676.89

REVENUES-REALIZED		
1980 Praperty Taxes Callected		316,603,809.54
1980 Payments in Lieu af Taxes		129,000.00
Delinquent Tax & Lien Callectians		8,066,446.63
Business Persanalty Replacement Taxes		14,796,561.16
Taxes fram Public Utilities		49,597,495.53
Other Miscellaneaus Tax Revenues		390,398.92
State Aid Revenues		9,874,193.32
Federal Aid Revenues		3,150,857.93
State and Local Fiscal Assistance Act Utilized		7,399,843.05
Sale af Acquired Praperty		4,907,968.60
Other Miscellaneaus Revenues		20,317,702.49
	Tatal	435,234,277.07
Priar Years Surplus Appraprieted		19,540,818.85
REVENUES	TOTAL	454,775,095.92
Reserve Far Uncallected Taxes		12,144,674.46
CAPITAL OUTLAY	TOTAL	31,648,502.23
Public Enterprises		5,893,098.46
Recreatian—Culture		1,688,490.20
Public Works		17,640,904.85
Buildings and Graunds		4,230,900.39
Library and Educatian		2,195,108.33
Canservatian		
All Other		

CAPITAL DEBT AUTHORIZED, DECEMBER 31, 1980

ISSUED AND UNISSUED	GROSS DEBT	NET DEBT
Schaal	126,830,083	1,735,978
Self-liquidating	61,542,199	17,415,902
Other	185,562,557	165,715,804
Tatal	373,934,841	184,867,685

ISSUED AND OUTSTANDING	
Schaal	107,111,083.79
Self-Liquidating	75,742,702.97
Other	132,822,005.00
Tatal	315,675,791.76
EQUALIZED VALUATION BASIS FOR NET DEBT COMPUTATION	10,747,095,577

REAL PROPERTY VALUATIONS

Code	Class	# af Parcels	% VAL'N	ASSESSED VALUATION
1	Vacant Land			
2	Residential			
3	Farm			
4a	Cammercial	(SEE PAGE 35)		
4b	Industrial			
4c	Apartments			
	Tatal			

Land Area 311.00 Sq. Miles

Net Valuatian Taxable-Municipal	9,018,980,915
Net Valuatian Taxable-Caunty	13,353,197,296
State Equalized Valuatian	12,309,686,162
State Equalizatian Ratia	

1980 PROPERTY TAX	
STATE EQUALIZED TAX RATE →	
Lacal District Schaal Taxes	195,451,086.52
Regianal & Cansalidated Schaal Tax	1,576,428.71
Schaal Taxes in Municipal Budget	2,573,130.51
Caunty Taxes	75,301,537.00
County Library Taxes	
Lacal Municipal Purpase Taxes	41,353,611.48
Veteran & Senior Citizen Taxes	4,192,230.00
Tatal Taxes for Rate Computatian	320,448,024.22
Special District Taxes	6,177,202.97
Bank Carp. Taxes	370,036.96
Added and Omitted Taxes	3,816,268.87
Tatal Taxes Levied - ABSTRACT	326,619,303.02
Tatal Taxes Billed	326,810,533.50
1980 TAXES COLLECTED	316,603,809.54
1980 Taxes Cancelled, Abated ar Adjusted	942,374.70
Transfer ta Tax Title Liens ar Fareclased	637,393.03
Balance Outstanding Dec. 31, 1980	8,626,956.23
PRIOR YEARS TAXES OUTSTANDING	
Balance January 1, 1980	10,080,523.64
Callected in 1980	6,960,162.05
Cancelled, Abated ar Adjusted 1980	186,779.47
Transfers ta Tax Title Liens ar Fareclased	189,817.62
Balance December 31, 1980	2,743,764.50
TAX TITLE LIENS OUTSTANDING	
Balance January 1, 1980	3,364,303.34
Transfer From Taxes	855,952.46
Redeemed in 1980	1,106,284.08
Cancelled, Abated ar Adjusted (1980)	186,231.67
Transfers ta Fareclased Praperty	185,568.07
Balance December 31, 1980	2,742,171.98
PROPERTY ACQUIRED BY DEED OR FORECLOSURE	
Balance January 1, 1980	21,456,189.60
Transfers Fram Taxes ar Liens	282,770.24
Sale far Cash (1980)	2,214,196.50
Cancelled, Abated ar Adjusted (1980)	860,890.00
Balance December 31, 1980	18,663,873.34
CURRENT FINANCES DECEMBER 31, 1980	
ASSETS	
Cash Dec. 31, 1980	43,372,398.85
Taxes Receivable	11,370,720.73
Tax Title Liens	2,742,171.98
Fareclased Praperty	18,663,873.34
Emergencies & Other Deferred Charges	3,375,812.85
State and Federal Aid Receivable	598,381.56
Other Receivables	2,785,678.50
Tatal	82,909,037.81
LIABILITIES, RESERVES, AND SURPLUS	
Cash Liabilities	21,537,329.98
Reserves far Receivables	35,281,851.04
Surplus Dec. 31, 1980	26,089,856.79
Tatal	82,909,037.81

1980/3000

*ABOVE DEBT SERVICE INCLUDES TYPE I SCHOOL DEBT

1399

Populotion 1970 463,660
Population 1980 504,559
S & P Roting
Moody Roting

General Tax Rote Per $100.

Stote Equalized Tax Rate

SUMMARY
MONMOUTH COUNTY
MUNICIPALITIES

PER CAPITA:		PER CENT:	
Gross Debt	610.35	Grass Debt	111.64
Net Debt	278.45	Net Debt	50.93
Debt Service	23.86	Tox Levy Collected	95.24
Totol Tax Levy	527.82	Tox Levy Cancelled, Aboted or Adjusted	.12
Municipal Expenditures	284.81		

EXPENDITURES	
GENERAL GOVERNMENT	
Gaverning Bady & Public Boards	217,146.03
Municipol Clerk	386,168.34
Finonciol Administrotian	1,627,731.05
Assessment of Taxes	1,949,402.20
Collection of Taxes	1,533,287.48
Planning, Housing & Development	1,361,986.73
Humon Resources	1,763,058.14
Elections	123,336.55
General Administrotion (other)	14,860,556.47
JUDICIARY	
Municipal Courts	1,562,124.35
PUBLIC SAFETY	
Fire Protectian	4,213,681.18
Police Protectian	29,349,533.54
Civil Defense & Disaster Control	75,296.90
Environmentol Inspectian & Control	1,888,846.04
Other Public Sofety	950.00
PUBLIC WORKS	
Streets and Droinage	17,191,100.71
Sewers and Sewoge Processing	2,370,545.53
Garboge and Trash Disposol	4,735,964.93
Public Buildings and Grounds	3,608,064.21
Other Public Warks	965,766.66
HEALTH and WELFARE	
Health Services Except Environmentol	2,041,923.07
Welfare-Public Assistance	614,303.99
Hospitols, Clinics, First Aid	79,000.00
Animol, Insect, & Rodent Control	69,672.45
Other Welfare Services	2,000.00
RECREATION and CONSERVATION	
Beaches and Boardwalks	1,210,647.10
Parks, Playgrounds, Shade Trees	1,524,727.52
Land Reclamotion & Conservation	296,841.61
Other Recreatianol Services	2,105,272.83
EDUCATION (excluding schools)	
Libraries	1,830,506.18
Other Educotianal Services	111,255.66
STATUTORY EXPENDITURES	
Pensians & F. I. C. A.	7,772,734.04
Employee Fringe Benefits	2,104,331.06
Other Statutory Expenditures	355,713.56
CETA And Other Public Employment Programs	4,351,353.04
MUNICIPAL FUNCTIONS TOTAL	114,254,829.15
CAPITAL IMPROVEMENTS	1,046,512.11
DEBT SERVICE	
Principal Payments	6,301,427.97
Interest Payments	5,739,809.87
TYPE I SCHL DEBT *MEMO	780,318.25
DEFERRED CHARGES	1,811,424.54
SCHOOL, COUNTY, SPECIAL DISTRICT TAXES	212,090,621.39
RESERVE FOR UNCOLLECTED TAXES	15,598,055.50
EXPENDITURES TOTAL	355,796,168.42

REVENUES-REALIZED	
1980 Property Taxes Collected	253,287,257.74
1980 Poyments in Lieu of Taxes	428,530.91
Delinquent Tax & Lien Collections	10,752,119.69
Business Personalty Replocement Taxes	5,444,364.34
Taxes from Public Utilities	23,606,716.10
Other Miscelloneaus Tox Revenues	1,693,739.68
State Aid Revenues	7,908,989.65
Federal Aid Revenues	4,311,216.98
State ond Local Fiscal Assistonce Act Utilized	5,951,936.50
Sole of Acquired Property	296,477.63
Other Miscelloneaus Revenues	23,991,868.84
Totol	337,673,218.06
Prior Years Surplus Ap.ropriated	21,936,150.00
REVENUES TOTAL	359,609,368.06
Reserve For Uncallected Taxes	15,598,055.50
CAPITAL OUTLAY TOTAL	29,038,697.04
Public Enterprises	3,950,705.71
Recreotion—Culture	6,203,995.28
Public Warks	11,206,369.84
Buildings and Graunds	7,501,488.59
Library ond Educatian	55,574.32
Conservotion	120,563.30
All Other	

CAPITAL DEBT AUTHORIZED, DECEMBER 31, 1980

ISSUED AND UNISSUED	GROSS DEBT	NET DEBT
School	117,195,191	1,387,857
Self-liquidating	46,579,678	7,903,550
Other	144,181,457	131,203,637
Total	307,956,327	140,495,045

ISSUED AND OUTSTANDING	
School	115,932,700.00
Self-Liquidating	38,387,198.40
Other	121,526,044.56
Total	275,845,942.96
EQUALIZED VALUATION BASIS FOR NET DEBT COMPUTATION	9,040,796,046

REAL PROPERTY VALUATIONS

Code	Class	# of Parcels	% VAL'N	ASSESSED VALUATION
1	Vacant Land			
2	Residential			
3	Farm			
4a	Commerciol	(SEE PAGE 37)		
4b	Industrial			
4c	Apartments			
Total				

Lond Area 471.57 Sq. Miles

Net Valuation Taxable-Municipol	6,472,265,957
Net Voluation Taxable-County	9,494,523,491
Stote Equalized Valuation	10,371,305,694
Stote Equolizotion Ratio	

1980 PROPERTY TAX	
STATE EQUALIZED TAX RATE ⟶	
Local District Schaal Taxes	112,507,654.87
Regianal & Consalidated School Tax	41,439,294.56
School Taxes in Municipol Budget	279,437.90
County Taxes	* 52,885,535.36
County Library Taxes	1,297,693.68
Local Municipol Purpose Taxes	50,354,494.98
Veteran & Senior Citizen Taxes	3,223,300.00
Total Taxes for Rate Computation	261,987,411.35
Special District Taxes	3,681,005.02
Bonk Corp. Taxes	439,298.03
Added and Omitted Taxes	3,431,058.63
Total Taxes Levied - ABSTRACT	266,315,473.03
Totol Taxes Billed	265,942,991.31
1980 TAXES COLLECTED	253,287,257.74
1980 Taxes Concelled, Abated or Adjusted	332,416.27
Transfer to Tax Title Liens or Foreclosed	1,137,404.86
Balance Outstanding Dec. 31, 1980	11,255,787.38
PRIOR YEARS TAXES OUTSTANDING	
Balance Jonuory 1, 1980	10,706,484.76
Collected in 1980	9,406,274.73
Cancelled, Abated or Adjusted 1980	79,650.42
Transfers to Tax Title Liens or Foreclosed	371,064.97
Balance December 31, 1980	849,494.64
TAX TITLE LIENS OUTSTANDING	
Balance Januory 1, 1980	4,656,531.36
Transfer From Taxes	1,564,556.31
Redeemed in 1980	1,345,719.90
Cancelled, Abated or Adjusted (1980)	3,667.71
Transfers to Foreclosed Praperty	156,146.64
Balance December 31, 1980	4,715,553.42
PROPERTY ACQUIRED BY DEED OR FORECLOSURE	
Balance January 1, 1980	9,610,133.12
Transfers From Taxes or Liens	156,580.98
Sale for Cash (1980)	653,620.62
Cancelled, Abated or Adjusted (1980)	61,590.00
Balance December 31, 1980	9,051,503.48
CURRENT FINANCES DECEMBER 31, 1980	
ASSETS	
Cash Dec. 31, 1980	74,273,808.41
Taxes Receivable	12,105,282.02
Tax Title Liens	4,715,553.42
Foreclosed Praperty	9,051,503.48
Emergencies & Other Deferred Charges	2,945,408.98
Stote and Federal Aid Receivable	998,345.22
Other Receivables	4,428,146.76
Totol	108,518,048.29
LIABILITIES, RESERVES, AND SURPLUS	
Cash Liabilities	46,971,268.84
Reserves for Receivables	29,617,652.60
Surplus Dec. 31, 1980	31,929,126.85
Totol	108,518,048.29

1980/3000

*ABOVE DEBT SERVICE INCLUDES TYPE I SCHOOL DEBT

*Includes County Health Service Taxes or County Vocational School Taxes. See Table 13, pgs. 675, 676.

1499

Population 1970 385,145
Population 1980 407,630
S & P Rating
Maady Rating

General Tax Rate Per $100.

State Equalized Tax Rate

SUMMARY
MORRIS COUNTY
MUNICIPALITIES

PER CAPITA:		PER CENT	
Gross Debt	911.54	Gross Debt	123.18
Net Debt	407.76	Net Debt	55.10
Debt Service	21.96	Tax Levy Collected	96.81
Total Tax Levy	648.79	Tax Levy Cancelled, Abated or Adjusted	.23
Municipal Expenditures	294.31		

EXPENDITURES	
GENERAL GOVERNMENT	
Governing Body & Public Boards	210,526.23
Municipal Clerk	325,640.00
Financial Administration	1,594,412.92
Assessment of Taxes	1,149,093.76
Collection of Taxes	1,022,272.15
Planning, Housing & Development	1,386,576.40
Human Resources	387,763.78
Elections	82,687.68
General Administration (other)	13,965,675.26
JUDICIARY	
Municipal Courts	1,077,469.03
PUBLIC SAFETY	
Fire Protection	3,476,928.70
Police Protection	24,046,885.51
Civil Defense & Disaster Control	149,787.33
Environmental Inspection & Control	1,654,137.19
Other Public Safety	98,772.00
PUBLIC WORKS	
Streets and Drainage	13,956,556.08
Sewers and Sewage Processing	2,319,257.14
Garbage and Trash Disposal	3,059,954.68
Public Buildings and Grounds	2,229,884.07
Other Public Works	1,888,896.49
HEALTH and WELFARE	
Health Services Except Environmental	2,683,868.42
Welfare-Public Assistance	365,671.04
Hospitals, Clinics, First Aid	27,350.00
Animal, Insect, & Rodent Control	271,723.11
Other Welfare Services	10,837.00
RECREATION and CONSERVATION	
Beaches and Boardwalks	5,852.00
Parks, Playgrounds, Shade Trees	2,567,186.65
Land Reclamation & Conservation	43,269.72
Other Recreational Services	1,501,177.29
EDUCATION (excluding schools)	
Libraries	3,060,696.80
Other Educational Services	41,885.00
STATUTORY EXPENDITURES	
Pensions & F. I. C. A.	6,093,765.92
Employee Fringe Benefits	1,638,577.55
Other Statutory Expenditures	245,344.61
CETA And Other Public Employment Programs	1,404,285.53
MUNICIPAL FUNCTIONS TOTAL	94,044,677.04
CAPITAL IMPROVEMENTS	1,132,995.56
DEBT SERVICE	
Principal Payments	4,684,233.47
Interest Payments	4,265,452.08
DEFERRED CHARGES	2,899,435.20
SCHOOL, COUNTY, SPECIAL DISTRICT TAXES	211,589,629.77
RESERVE FOR UNCOLLECTED TAXES	14,075,284.54
EXPENDITURES TOTAL	331,558,712.10

REVENUES-REALIZED	
1980 Property Taxes Collected	255,944,842.21
1980 Payments in Lieu of Taxes	463,408.97
Delinquent Tax & Lien Collections	7,015,221.84
Business Personalty Replacement Taxes	6,868,233.53
Taxes from Public Utilities	18,173,103.61
Other Miscellaneous Tax Revenues	2,918,530.50
State Aid Revenues	4,560,308.94
Federal Aid Revenues	1,202,129.25
State and Local Fiscal Assistance Act Utilized	4,444,899.25
Sale of Acquired Property	185,643.23
Other Miscellaneous Revenues	18,109,698.98
Total	319,886,020.31
Prior Years Surplus Appropriated	20,122,700.00
REVENUES TOTAL	340,008,720.31
Reserve For Uncollected Taxes	14,075,284.54
CAPITAL OUTLAY TOTAL	49,092,807.11
Public Enterprises	3,563,088.85
Recreation—Culture	1,282,339.91
Public Works	28,652,088.04
Buildings and Grounds	9,398,709.28
Library and Education	5,509,291.03
Conservation	687,290.00
All Other	

CAPITAL DEBT AUTHORIZED, DECEMBER 31, 1980

ISSUED AND UNISSUED	GROSS DEBT	NET DEBT
School	109,896,907	
Self-liquidating	83,491,077	24,236,756
Other	178,181,682	141,978,175
Total	371,569,667	166,214,932

ISSUED AND OUTSTANDING	
School	102,635,425.37
Self-Liquidating	69,676,075.43
Other	129,330,046.67
Total	301,641,547.47
EQUALIZED VALUATION BASIS FOR NET DEBT COMPUTATION	9,961,729,616

REAL PROPERTY VALUATIONS

Code	Class	# of Parcels	% VAL'N	ASSESSED VALUATION
1	Vacant Land			
2	Residential			
3	Farm			
4a	Commercial	(SEE PAGE 39)		
4b	Industrial			
4c	Apartments			
Total				

Land Area 470.24 Sq. Miles

Net Valuation Taxable-Municipal	6,458,364,261
Net Valuation Taxable-County	11,897,938,659
State Equalized Valuation	11,467,862,201
State Equalization Ratio	

1980 PROPERTY TAX	
STATE EQUALIZED TAX RATE →	
Local District School Taxes	130,668,867.59
Regional & Consolidated School Tax	34,592,230.98
School Taxes in Municipal Budget	
County Taxes	42,953,815.48
County Library Taxes	899,148.51
Local Municipal Purpose Taxes	48,457,507.74
Veteran & Senior Citizen Taxes	2,337,730.00
Total Taxes for Rate Computation	259,909,300.30
Special District Taxes	2,475,567.21
Bank Corp. Taxes	415,914.26
Added and Omitted Taxes	4,003,224.64
Total Taxes Levied - ABSTRACT	264,466,276.41
Total Taxes Billed	264,377,610.44
1980 TAXES COLLECTED	255,944,842.21
1980 Taxes Cancelled, Abated or Adjusted	602,568.90
Transfer to Tax Title Liens or Foreclosed	939,637.10
Balance Outstanding Dec. 31, 1980	6,889,562.23
PRIOR YEARS TAXES OUTSTANDING	
Balance January 1, 1980	7,416,115.33
Collected in 1980	5,868,019.71
Cancelled, Abated or Adjusted 1980	511,033.69
Transfers to Tax Title Liens or Foreclosed	272,059.60
Balance December 31, 1980	765,002.33
TAX TITLE LIENS OUTSTANDING	
Balance January 1, 1980	3,364,201.08
Transfer From Taxes	1,256,401.15
Redeemed in 1980	1,148,882.90
Cancelled, Abated or Adjusted (1980)	63,715.13
Transfers to Foreclosed Property	10,059.39
Balance December 31, 1980	3,397,944.81
PROPERTY ACQUIRED BY DEED OR FORECLOSURE	
Balance January 1, 1980	5,077,460.90
Transfers From Taxes or Liens	10,184.34
Sale for Cash (1980)	195,088.91
Cancelled, Abated or Adjusted (1980)	68,299.00
Balance December 31, 1980	4,824,257.33
CURRENT FINANCES DECEMBER 31, 1980	
ASSETS	
Cash Dec. 31, 1980	45,928,085.18
Taxes Receivable	7,654,564.56
Tax Title Liens	3,397,944.81
Foreclosed Property	4,824,257.33
Emergencies & Other Deferred Charges	2,775,468.75
State and Federal Aid Receivable	753,292.23
Other Receivables	3,055,994.52
Total	68,389,607.38
LIABILITIES, RESERVES, AND SURPLUS	
Cash Liabilities	15,788,198.19
Reserves for Receivables	18,576,079.70
Surplus Dec. 31, 1980	34,025,329.49
Total	68,389,607.38

1980/3000

1599

Papulation 1970 210,760
Papulation 1980 346,038
S & P Rating
Maady Ratina

General Tax Rate Per $100.

State Equalized Tax Rate

SUMMARY
OCEAN COUNTY
MUNICIPALITIES

PER CAPITA:		PER CENT:	
Grass Debt	648.93	Grass Debt	123.33
Net Debt	255.33	Net Debt	48.52
Debt Service	18.54	Tax Levy Collected	93.09
Total Tax Levy	513.73	Tax Levy Cancelled, Abated ar Adjusted	.12
Municipal Expenditures	292.58		

EXPENDITURES	
GENERAL GOVERNMENT	
Gaverning Body & Public Baards	298,348.80
Municipal Clerk	267,152.00
Financial Administratian	842,101.44
Assessment of Taxes	1,299,844.45
Collectian af Taxes	1,441,746.32
Planning, Hausing & Develapment	952,084.86
Human Resaurces	507,976.28
Electians	21,075.12
General Administratian (ather)	9,155,987.26
JUDICIARY	
Municipal Caurts	1,225,469.20
PUBLIC SAFETY	
Fire Pratectian	1,120,020.61
Police Pratectian	20,796,308.59
Civil Defense & Disaster Cantral	93,482.36
Enviranmental Inspectian & Cantral	1,518,153.54
Other Public Safety	10,100.00
PUBLIC WORKS	
Streets and Drainage	10,315,008.11
Sewers and Sewage Pracessing	159,785.00
Garbage and Trash Dispasal	5,670,643.43
Public Buildings and Graunds	2,718,245.48
Other Public Warks	1,365,663.89
HEALTH and WELFARE	
Health Services Except Enviranmental	529,898.85
Welfare-Public Assistance	586,776.41
Haspitals, Clinics, First Aid	100,650.00
Animal, Insect, & Radent Cantral	129,605.45
Other Welfare Services	200.00
RECREATION and CONSERVATION	
Beaches and Baardwalks	1,614,503.86
Parks, Playgraunds, Shade Trees	849,106.44
Land Reclamatian & Canservatian	39,548.31
Other Recreatianal Services	1,384,637.72
EDUCATION (excluding schaals)	
Libraries	301,668.99
Other Educatianal Services	3,007,079.13
STATUTORY EXPENDITURES	
Pensians & F. I. C. A.	5,382,574.86
Employee Fringe Benefits	2,049,092.05
Other Statutary Expenditures	272,907.82
CETA And Other Public Emplayment Programs	2,374,959.49
MUNICIPAL FUNCTIONS TOTAL	78,402,406.12
CAPITAL IMPROVEMENTS	623,288.50
DEBT SERVICE	
Principal Payments	2,908,123.91
Interest Payments	3,505,834.57
DEFERRED CHARGES	1,625,982.01
SCHOOL, COUNTY, SPECIAL DISTRICT TAXES	142,449,468.07
RESERVE FOR UNCOLLECTED TAXES	14,801,910.67
EXPENDITURES TOTAL	243,693,725.35

REVENUES-REALIZED		
1980 Praperty Taxes Collected		165,306,041.17
1980 Payments in Lieu af Taxes		64,507.74
Delinquent Tax & Lien Callectians		10,428,837.74
Business Persanalty Replacement Taxes		2,016,671.92
Taxes fram Public Utilities		19,195,495.44
Other Miscellaneaus Tax Revenues		25,000.00
State Aid Revenues		3,278,397.59
Federal Aid Revenues		1,986,350.87
State and Local Fiscal Assistance Act Utilized		5,626,303.98
Sale af Acquired Praperty		1,348,136.72
Other Miscellaneaus Revenues		18,815,841.30
	Tatal	228,091,584.47
Prior Years Surplus Appropriated		15,916,894.80
REVENUES	TOTAL	244,008,479.27
Reserve For Uncallected Taxes		14,801,910.67
CAPITAL OUTLAY	TOTAL	16,965,505.04
Public Enterprises		2,118,645.44
Recreatian—Culture		3,275,675.63
Public Works		9,664,044.51
Buildings and Graunds		1,728,263.44
Library and Educatian		170,576.02
Canservatian		8,300.00
All Other		

CAPITAL DEBT AUTHORIZED, DECEMBER 31, 1980

ISSUED AND UNISSUED	GROSS DEBT	NET DEBT
Schaal	121,802,743	3,000,116
Self-liquidating	20,072,073	4,944,837
Other	82,679,768	80,407,961
Total	224,554,585	88,352,915
ISSUED AND OUTSTANDING		
Schaal		95,247,437.67
Self-Liquidating		16,237,805.00
Other		70,596,300.49
Tatal		182,081,543.16
EQUALIZED VALUATION BASIS FOR NET DEBT COMPUTATION		7,603,840,423

REAL PROPERTY VALUATIONS

Cade	Class	# af Parcels	% VAL'N	ASSESSED VALUATION
1	Vacant Land			
2	Residential			
3	Farm			
4a	Commercial	(SEE PAGE 41)		
4b	Industrial			
4c	Apartments			
Total				

Land Area 637.09 Sq. Miles	
Net Valuatian Taxable-Municipal	6,114,817,006
Net Valuatian Taxable-Caunty	7,925,492,447
State Equalized Valuatian	8,736,222,309
State Equalizatian Ratia	

1980 PROPERTY TAX	
STATE EQUALIZED TAX RATE ⟶	
Local District Schaal Taxes	61,349,489.47
Regianal & Cansalidated Schaal Tax	41,609,215.67
Schaal Taxes in Municipal Budget	
Caunty Taxes	* 35,411,440.57
Caunty Library Taxes	1,840,016.00
Local Municipal Purpase Taxes	31,729,959.20
Veteran & Senior Citizen Taxes	3,989,300.00
Tatal Taxes for Rate Computatian	175,929,420.91
Special District Taxes	2,239,306.36
Bank Carp. Taxes	289,227.84
Added and Omitted Taxes	3,300,051.11
Tatal Taxes Levied - ABSTRACT	177,768,706.22
Tatal Taxes Billed	177,575,173.54
1980 TAXES COLLECTED	165,306,041.17
1980 Taxes Cancelled, Abated ar Adjusted	219,916.43
Transfer ta Tax Title Liens ar Farecl̀osed	1,197,104.46
Balance Outstanding Dec. 31, 1980	10,852,111.48
PRIOR YEARS TAXES OUTSTANDING	
Balance January 1, 1980	10,216,494.98
Callected in 1980	8,907,140.08
Cancelled, Abated ar Adjusted 1980	12,463.61
Transfers ta Tax Title Liens ar Farecl̀osed	705,635.73
Balance December 31, 1980	591,255.56
TAX TITLE LIENS OUTSTANDING	
Balance January 1, 1980	4,186,975.45
Transfer Fram Taxes	1,939,917.44
Redeemed in 1980	1,525,917.66
Cancelled, Abated ar Adjusted (1980)	16,021.82
Transfers ta Farecl̀osed Praperty	126,618.50
Balance December 31, 1980	4,458,334.91
PROPERTY ACQUIRED BY DEED OR FORECLOSURE	
Balance January 1, 1980	12,717,590.72
Transfers Fram Taxes ar Liens	173,957.76
Sale far Cash (1980)	1,364,571.57
Cancelled, Abated ar Adjusted (1980)	652,680.88
Balance December 31, 1980	10,874,296.03
CURRENT FINANCES DECEMBER 31, 1980	
ASSETS	
Cash Dec. 31, 1980	52,468,332.93
Taxes Receivable	11,443,367.04
Tax Title Liens	4,458,334.91
Farecl̀osed Praperty	10,874,296.03
Emergencies & Other Deferred Charges	2,106,568.51
State and Federal Aid Receivable	228,866.71
Other Receivables	2,373,344.77
Tatal	83,953,110.90
LIABILITIES, RESERVES, AND SURPLUS	
Cash Liabilities	30,706,659.36
Reserves far Receivables	28,989,286.15
Surplus Dec. 31, 1980	24,257,165.39
Tatal	83,953,110.90

*Includes County Health Service Taxes or County Vocational School Taxes. See Table 13, pgs. 675, 676.

1699

Population 1970 461,940
Population 1980 447,585
S & P Roting
Moody Rating

General Tax Rate Per $100.

Stote Equalized Tox Rote

SUMMARY
PASSAIC COUNTY
MUNICIPALITIES

PER CAPITA:		PER CENT:	
Gross Debt	575.56	Gross Debt	128.13
Net Debt	202.83	Net Debt	45.16
Debt Service	29.85	Tax Levy Collected	97.26
Totol Tax Levy	441.03	Tax Levy Cancelled, Abated or Adjusted	.48
Municipal Expenditures	343.86		

EXPENDITURES	
GENERAL GOVERNMENT	
Governing Body & Public Boards	564,520.43
Municipal Clerk	672,610.96
Financiol Administration	1,030,971.71
Assessment of Taxes	856,393.81
Collection of Taxes	937,821.54
Planning, Housing & Development	947,358.28
Human Resources	1,981,050.84
Elections	143,941.25
Generol Administration (other)	10,928,555.20
JUDICIARY	
Municipal Courts	972,359.67
PUBLIC SAFETY	
Fire Protection	15,452,854.08
Police Protection	24,945,728.36
Civil Defense & Disaster Control	71,651.82
Environmental Inspection & Control	1,014,658.47
Other Public Sofety	233,248.00
PUBLIC WORKS	
Streets ond Drainage	9,930,167.28
Sewers and Sewage Processing	8,132,424.12
Garbage ond Trash Disposal	6,701,779.44
Public Buildings and Grounds	1,933,601.12
Other Public Works	1,382,031.62
HEALTH ond WELFARE	
Health Services Except Environmental	3,891,641.53
Welfare-Public Assistance	683,013.11
Hospitals, Clinics, First Aid	106,333.00
Animal, Insect, & Rodent Control	121,225.88
Other Welfare Services	100.00
RECREATION ond CONSERVATION	
Beaches ond Boardwalks	
Parks, Playgrounds, Shode Trees	1,891,507.86
Land Reclomation & Conservation	122,085.50
Other Recreationol Services	1,065,582.88
EDUCATION (excluding schools)	
Librories	3,090,553.20
Other Educational Services	145,423.00
STATUTORY EXPENDITURES	
Pensions & F. I. C. A.	10,909,034.96
Employee Fringe Benefits	1,614,602.43
Other Statutory Expenditures	283,624.90
CETA And Other Public Employment Progroms	15,101,259.96
MUNICIPAL FUNCTIONS TOTAL	127,859,716.21
CAPITAL IMPROVEMENTS	3,086,535.76
DEBT SERVICE	
Principal Payments	7,909,818.00
Interest Payments	5,450,299.88
TYPE I SCHL DEBT *MEMO	4,034,655.76
DEFERRED CHARGES	2,189,928.55
SCHOOL, COUNTY, SPECIAL DISTRICT TAXES	145,864,372.58
RESERVE FOR UNCOLLECTED TAXES	10,496,336.28
EXPENDITURES TOTAL	299,770,471.50

REVENUES-REALIZED	
1980 Property Taxes Collected	190,176,354.18
1980 Payments in Lieu of Taxes	1,116,347.14
Delinquent Tax & Lien Collections	4,988,193.36
Business Personalty Replacement Taxes	10,756,996.49
Taxes from Public Utilities	18,382,341.16
Other Miscellaneous Tox Revenues	321,704.09
State Aid Revenues	15,831,905.06
Federol Aid Revenues	15,766,754.08
Stote ond Locol Fiscol Assistonce Act Utilized	6,685,882.13
Sole of Acquired Property	49,452.03
Other Miscellaneous Revenues	27,500,035.05
Total	291,576,004.77
Prior Years Surplus Appropriated	8,108,700.00
REVENUES TOTAL	299,684,704.77
Reserve For Uncollected Taxes	10,496,336.28
CAPITAL OUTLAY TOTAL	24,361,109.65
Public Enterprises	3,634,471.28
Recreotion—Culture	2,020,963.99
Public Works	10,791,874.10
Buildings and Grounds	3,263,132.65
Library ond Education	4,525,237.23
Conservation	125,430.40
All Other	

CAPITAL DEBT AUTHORIZED, DECEMBER 31, 1980

ISSUED AND UNISSUED	GROSS DEBT	NET DEBT
School	95,328,796	
Self-liquidating	61,576,110	37,241
Other	100,706,399	90,747,858
Total	257,611,306	90,785,099

ISSUED AND OUTSTANDING	
School	85,571,296.81
Self-Liquidating	26,452,125.00
Other	89,028,106.00
Total	201,051,527.81
EQUALIZED VALUATION BASIS FOR NET DEBT COMPUTATION	7,006,067,755

REAL PROPERTY VALUATIONS

Code	Closs	# of Porcels	% VAL'N	ASSESSED VALUATION
1	Vocant Lond			
2	Residentiol			
3	Farm			
4o	Commercial	(SEE PAGE 43)		
4b	Industrial			
4c	Apartments			
Total				

Land Area 192.01 Sq. Miles

Net Valuation Taxable-Municipal	4,751,571,258
Net Valuation Taxable-County	7,433,055,108
State Equalized Valuation	7,981,975,051
State Equalization Ratio	

1980 PROPERTY TAX	
STATE EQUALIZED TAX RATE →	
Locol District School Toxes	87,759,264.41
Regional & Consolidoted School Tox	8,937,623.68
School Taxes in Municipal Budget	1,461,298.99
County Taxes	47,706,185.50
County Library Taxes	
Local Municipal Purpose Taxes	49,828,368.58
Veteran & Senior Citizen Toxes	2,921,840.00
Total Taxes for Rate Computation	198,614,581.16
Special District Toxes	
Bonk Corp. Toxes	586,160.57
Added and Omitted Taxes	1,120,036.11
Total Toxes Levied - ABSTRACT	197,398,937.84
Total Toxes Billed	197,010,055.15
1980 TAXES COLLECTED	190,176,354.18
1980 Taxes Cancelled, Abated or Adjusted	937,593.49
Transfer to Tax Title Liens or Foreclosed	508,248.73
Balance Outstanding Dec. 31, 1980	5,387,858.75
PRIOR YEARS TAXES OUTSTANDING	
Balance January 1, 1980	6,337,112.78
Collected in 1980	4,090,528.56
Cancelled, Abated or Adjusted 1980	389,314.75
Transfers to Tax Title Liens or Foreclosed	197,406.77
Balance December 31, 1980	1,659,862.70
TAX TITLE LIENS OUTSTANDING	
Balance January 1, 1980	2,730,659.32
Transfer From Taxes	712,361.02
Redeemed in 1980	871,892.32
Cancelled, Abated or Adjusted (1980)	48,681.82
Transfers to Foreclosed Property	741,028.85
Balance December 31, 1980	1,781,417.35
PROPERTY ACQUIRED BY DEED OR FORECLOSURE	
Balance January 1, 1980	4,646,395.45
Transfers From Taxes or Liens	808,006.92
Sale for Cash (1980)	192,822.17
Cancelled, Abated or Adjusted (1980)	1,155,740.83
Balance December 31, 1980	4,105,839.37
CURRENT FINANCES DECEMBER 31, 1980	
ASSETS	
Cash Dec. 31, 1980	30,263,066.64
Taxes Receivable	7,047,721.45
Tox Title Liens	1,781,417.35
Foreclosed Property	4,105,839.37
Emergencies & Other Deferred Charges	1,337,032.37
State ond Federal Aid Receivable	872,323.42
Other Receivables	1,369,156.87
Total	46,776,557.47
LIABILITIES, RESERVES, AND SURPLUS	
Cash Liabilities	19,217,120.03
Reserves for Receivables	[illegible]9,579.24
Surplus Dec. 31, 1980	13,429,858.20
Total	46,776,557.47

1980/3000

*ABOVE DEBT SERVICE INCLUDES TYPE I SCHOOL DEBT

1799

Population 1970 60,500
Population 1980 64,676
S & P Rating
Moody Rating

General Tax Rate Per $100.

State Equalized Tax Rate

SUMMARY
SALEM COUNTY
MUNICIPALITIES

PER CAPITA:

Gross Debt	209.98
Net Debt	26.92
Debt Service	7.67
Total Tax Levy	360.69
Municipal Expenditures	316.24

PER CENT:

Gross Debt	114.60
Net Debt	14.69
Tax Levy Collected	90.41
Tax Levy Cancelled, Abated or Adjusted	.45

EXPENDITURES	
GENERAL GOVERNMENT	
Governing Body & Public Baards	29,330.78
Municipal Clerk	30,561.86
Financial Administration	298,342.87
Assessment of Taxes	187,730.00
Collection of Taxes	198,189.63
Planning, Housing & Development	161,363.34
Human Resources	70,029.20
Elections	3,500.00
General Administratian (ather)	1,800,610.10
JUDICIARY	
Municipal Caurts	234,833.09
PUBLIC SAFETY	
Fire Protection	429,555.08
Police Protectian	2,939,349.96
Civil Defense & Disaster Control	30,032.76
Enviranmental Inspection & Cantral	124,176.25
Other Public Safety	5,000.00
PUBLIC WORKS	
Streets and Drainage	3,435,489.06
Sewers and Sewage Processing	200,163.40
Garbage and Trash Disposal	692,427.30
Public Buildings and Grounds	734,675.80
Other Public Works	42,400.00
HEALTH and WELFARE	
Health Services Except Enviranmental	85,400.75
Welfare-Public Assistance	93,685.26
Hospitals, Clinics, First Aid	277,525.00
Animal, Insect, & Rodent Control	161,570.76
Other Welfare Services	1,200.00
RECREATION and CONSERVATION	
Beaches and Boardwalks	36,929.00
Parks, Playgrounds, Shade Trees	112,271.02
Land Reclamation & Conservatian	
Other Recreational Services	421,011.00
EDUCATION (excluding schaols)	
Libraries	132,900.00
Other Educatianal Services	2,440,816.65
STATUTORY EXPENDITURES	
Pensians & F. I. C. A.	663,848.75
Emplayee Fringe Benefits	294,296.80
Other Statutary Expenditures	36,400.00
CETA And Other Public Employment Programs	
MUNICIPAL FUNCTIONS TOTAL	16,405,615.47
CAPITAL IMPROVEMENTS	1,689,657.92
DEBT SERVICE	
Principal Payments	318,720.00
Interest Payments	177,298.47
TYPE I SCHL DEBT *MEMO	301,873.00
DEFERRED CHARGES	1,121,609.63
SCHOOL, COUNTY, SPECIAL DISTRICT TAXES	21,803,106.16
RESERVE FOR UNCOLLECTED TAXES	2,430,196.90
EXPENDITURES TOTAL	42,256,546.63

REVENUES-REALIZED	
1980 Praperty Taxes Collected	21,067,374.08
1980 Payments in Lieu of Taxes	
Delinquent Tax & Lien Collections	1,844,655.19
Business Persanalty Replacement Taxes	2,935,797.16
Taxes from Public Utilities	9,520,707.00
Other Miscellaneaus Tax Revenues	110,000.00
State Aid Revenues	877,013.74
Federal Aid Revenues	
State and Local Fiscal Assistance Act Utilized	734,675.98
Sale of Acquired Property	49,225.00
Other Miscellaneaus Revenues	4,413,761.50
Total	41,553,209.65
Prior Years Surplus Appropriated	3,030,524.63
REVENUES TOTAL	44,583,734.28
Reserve Far Uncollected Taxes	2,430,196.90
CAPITAL OUTLAY TOTAL	4,785,044.38
Public Enterprises	90,635.46
Recreation—Culture.	184,099.03
Public Works	1,497,859.06
Buildings and Grounds	2,959,450.83
Library and Education	53,000.00
Conservatian	
All Other	

CAPITAL DEBT AUTHORIZED, DECEMBER 31, 1980

ISSUED AND UNISSUED	GROSS DEBT	NET DEBT
School	10,825,000	564,982
Self-liquidating	1,635,870	56,870
Other	1,119,536	1,119,536
Total	13,580,406	1,741,289

ISSUED AND OUTSTANDING	
School	9,789,000.00
Self-Liquidating	1,491,370.28
Other	569,636.53
Total	11,850,006.81
EQUALIZED VALUATION BASIS FOR NET DEBT COMPUTATION	851,184,711

REAL PROPERTY VALUATIONS

Code	Class	# of Parcels	% VAL'N	ASSESSED VALUATION
1	Vacant Land			
2	Residential			
3	Farm			
4a	Commercial			
4b	Industrial			
4c	Apartments			
Total				

(SEE PAGE 45)

Land Area 346.56 Sq. Miles

Net Valuation Taxable-Municipal	709,937,371
Net Valuation Taxable-County	985,390,042
State Equalized Valuation	937,700,406
State Equalization Ratio	

1980 PROPERTY TAX	
STATE EQUALIZED TAX RATE →	
Local District School Taxes	9,451,437.96
Regional & Consolidated School Tax	3,998,165.27
School Taxes in Municipal Budget	45,638.58
County Taxes	8,333,020.64
County Library Taxes	
Local Municipal Purpose Taxes	1,199,527.43
Veteran & Senior Citizen Taxes	530,883.00
Total Taxes for Rate Computation	23,328,062.88
Special District Taxes	111,821.70
Bank Corp. Taxes	77,740.45
Added and Omitted Taxes	110,710.15
Total Taxes Levied - ABSTRACT	23,097,452.18
Total Taxes Billed	23,303,205.01
1980 TAXES COLLECTED	21,067,374.08
1980 Taxes Cancelled, Abated ar Adjusted	104,950.16
Transfer to Tax Title Liens or Foreclosed	59,965.20
Balance Outstanding Dec. 31, 1980	2,070,915.57
PRIOR YEARS TAXES OUTSTANDING	
Balance January 1, 1980	1,852,575.02
Collected in 1980	1,699,356.17
Cancelled, Abated or Adjusted 1980	10,960.17
Transfers to Tax Title Liens ar Foreclosed	31,105.06
Balance December 31, 1980	111,153.62
TAX TITLE LIENS OUTSTANDING	
Balance January 1, 1980	616,774.08
Transfer Fram Taxes	96,031.93
Redeemed in 1980	145,299.02
Cancelled, Abated ar Adjusted (1980)	823.51
Transfers to Foreclosed Property	1,029.66
Balance December 31, 1980	565,653.82
PROPERTY ACQUIRED BY DEED OR FORECLOSURE	
Balance January 1, 1980	466,001.88
Transfers From Taxes or Liens	1,029.66
Sale for Cash (1980)	7,600.00
Cancelled, Abated or Adjusted (1980)	6,950.00
Balance December 31, 1980	452,481.54

CURRENT FINANCES DECEMBER 31, 1980

ASSETS	
Cash Dec. 31, 1980	38,537,164.39
Taxes Receivable	2,182,069.19
Tax Title Liens	565,653.82
Foreclosed Property	452,481.54
Emergencies & Other Deferred Charges	151,475.99
State and Federal Aid Receivable	70,278.52
Other Receivables	254,515.37
Total	42,213,638.82
LIABILITIES, RESERVES, AND SURPLUS	
Cash Liabilities	5,790,708.54
Reserves far Receivables	3,454,324.67
Surplus Dec. 31, 1980	32,968,605.61
Total	42,213,638.82

1980:3000

*ABOVE DEBT SERVICE INCLUDES TYPE I SCHOOL DEBT

1899

Population 1970 199,030
Population 1980 203,129
S & P Roting
Maody Rating

Generol Tax Rote Per $100.

State Equolized Tox Rate

SUMMARY
SOMERSET COUNTY
MUNICIPALITIES

PER CAPITA		PER CENT:	
Gross Debt	626.00	Gross Debt	143.16
Net Debt	358.84	Net Debt	82.06
Debt Service	24.50	Tax Levy Collected	96.49
Total Tax Levy	659.75	Tax Levy Cancelled, Abated or Adjusted	.26
Municipal Expenditures	277.14		

EXPENDITURES	
GENERAL GOVERNMENT	
Governing Body & Public Boards	202,894.00
Municipal Clerk	131,577.00
Finoncial Administration	554,837.94
Assessment of Taxes	448,724.82
Collection of Toxes	564,978.30
Planning, Hausing & Develapment	928,774.17
Humon Resaurces	6,775.00
Elections	26,798.97
Generol Administration (ather)	6,909,002.89
JUDICIARY	
Municipol Courts	529,089.54
PUBLIC SAFETY	
Fire Protectian	2,064,830.37
Police Protectian	10,805,677.33
Civil Defense & Disaster Control	23,373.68
Environmental Inspectian & Control	741,791.67
Other Public Sofety	
PUBLIC WORKS	
Streets ond Drainoge	6,724,423.99
Sewers and Sewage Processing	1,453,168.18
Gorbage ond Trash Disposal	770,385.27
Public Buildings and Grounds	1,473,012.14
Other Public Works	305,222.77
HEALTH and WELFARE	
Healtn Services Except Enviranmental	736,487.26
Welfare-Public Assistonce	200,373.28
Hospitols, Clinics, First Aid	19,790.00
Animol, Insect, & Rodent Control	32,444.50
Other Welfare Services	18,500.00
RECREATION and CONSERVATION	
Beaches and Boardwalks	
Parks, Ploygrounds, Shade Trees	470,044.59
Land Reclamation & Conservotion	61,445.43
Other Recreotionol Services	920,892.18
EDUCATION (excluding schools)	
Libraries	978,883.61
Other Educotionol Services	984,928.66
STATUTORY EXPENDITURES	
Pensions & F. I.C. A.	3,036,049.44
Employee Fringe Benefits	800,501.78
Other Stotutory Expenditures	112,904.26
CETA And Other Public Employment Progroms	195,030.00
MUNICIPAL FUNCTIONS TOTAL	43,233,613.02
CAPITAL IMPROVEMENTS	1,113,443.00
DEBT SERVICE	
Principal Poyments	2,931,730.47
Interest Payments	2,044,289.89
DEFERRED CHARGES	1,261,871.24
SCHOOL, COUNTY, SPECIAL DISTRICT TAXES	112,072,718.91
RESERVE FOR UNCOLLECTED TAXES	6,823,964.44
EXPENDITURES TOTAL	168,368,187.97

REVENUES-REALIZED	
1980 Property Taxes Collected	128,449,603.16
1980 Payments in Lieu of Taxes	16,729.89
Delinquent Tax & Lien Collectians	3,800,551.23
Business Personolty Replacement Taxes	4,996,776.24
Taxes from Public Utilities	12,461,365.59
Other Miscellaneous Tax Revenues	77,200.00
State Aid Revenues	2,143,250.78
Federol Aid Revenues	151,954.65
State ond Local Fiscal Assistance Act Utilized	1,919,527.34
Sale of Acquired Property	225,675.00
Other Miscelloneous Revenues	8,359,723.76
Total	162,602,357.64
Prior Years Surplus Appraprioted	8,955,500.00
REVENUES TOTAL	171,557,857.64
Reserve For Uncollected Taxes	6,823,964.44
CAPITAL OUTLAY TOTAL	15,488,692.43
Public Enterprises	1,464,517.66
Recreotion—Culture	1,457,355.89
Public Works	6,515,464.57
Buildings and Grounds	2,323,084.00
Library ond Education	3,728,270.31
Conservatian	
All Other	

CAPITAL DEBT AUTHORIZED, DECEMBER 31, 1980

ISSUED AND UNISSUED	GROSS DEBT	NET DEBT
School	45,389,469	
Self-liquidoting	11,931,350	4,009,055
Other	69,837,214	68,881,167
Totol	127,158,034	72,890,223

ISSUED AND OUTSTANDING	
School	31,679,037.58
Self-Liquidoting	10,501,200.00
Other	46,640,517.00
Totol	88,820,754.58
EQUALIZED VALUATION BASIS FOR NET DEBT COMPUTATION	5,072,136,377

REAL PROPERTY VALUATIONS

Code	Class	# of Parcels	% VAL'N	ASSESSED VALUATION
1	Vocant Lond			
2	Residentiol			
3	Farm			
4o	Commercial	(SEE PAGE 47)		
4b	Industriol			
4c	Apartments			
Totol				

Land Areo 305.55 Sq. Miles

Net Valuation Taxable-Municipol	3,744,948,904
Net Valuotion Taxable-Caunty	5,347,705,981
Stote Equalized Voluotion	5,865,258,531
Stote Equolizotion Ratio	

1980 PROPERTY TAX	
STATE EQUALIZED TAX RATE →	
Locol District School Taxes	62,262,311.33
Regianol & Consalidated School Tax	22,254,699.53
Schaal Taxes in Municipal Budget	
County Taxes	25,734,722.00
County Library Toxes	937,500.00
Locol Municipal Purpose Taxes	19,150,658.48
Veteran & Senior Citizen Taxes	1,308,328.00
Total Taxes for Rate Computation	131,648,219.34
Special District Taxes	883,486.05
Bank Corp. Taxes	182,597.19
Added and Omitted Taxes	1,662,812.34
Total Taxes Levied - ABSTRACT	133,068,786.92
Totol Taxes Billed	133,116,496.96
1980 TAXES COLLECTED	128,449,603.16
1980 Taxes Cancelled, Abated or Adjusted	349,287.13
Transfer to Tox Title Liens or Foreclosed	349,408.63
Balance Outstanding Dec. 31, 1980	3,968,198.04
PRIOR YEARS TAXES OUTSTANDING	
Balance Jonuary 1, 1980	4,032,143.24
Collected in 1980	3,387,042.09
Cancelled, Abated or Adjusted 1980	12,165.94
Transfers to Tox Title Liens or Foreclosed	77,835.73
Balance December 31, 1980	555,099.48
TAX TITLE LIENS OUTSTANDING	
Balance January 1, 1980	1,062,595.72
Transfer From Taxes	429,370.77
Redeemed in 1980	412,967.33
Cancelled, Abated or Adjusted (1980)	39,802.72
Transfers to Foreclosed Property	
Balance December 31, 1980	1,039,196.44
PROPERTY ACQUIRED BY DEED OR FORECLOSURE	
Balance January 1, 1980	1,266,719.82
Transfers From Taxes or Liens	
Sale for Cash (1980)	
Cancelled, Abated or Adjusted (1980)	
Balance December 31, 1980	1,266,719.82

CURRENT FINANCES DECEMBER 31, 1980 ASSETS	
Cash Dec. 31, 1980	24,353,164.16
Taxes Receivable	4,523,297.52
Tax Title Liens	1,039,196.44
Foreclosed Property	1,266,719.82
Emergencies & Other Deferred Charges	1,834,774.80
Stote and Federol Aid Receivable	97,480.43
Other Receivobles	784,935.69
Total	33,899,568.86
LIABILITIES, RESERVES, AND SURPLUS	
Cosh Liabilities	7,215,698.47
Reserves for Receivables	7,497,151.92
Surplus Dec. 31, 1980	19,186,718.47
Totol	33,899,568.86

1980/3000

Population 1970 77,975
Population 1980 116,119
S & P Rating
Moody Rating

General Tax Rate Per $100.

State Equalized Tax Rate

SUMMARY
SUSSEX COUNTY
MUNICIPALITIES

PER CAPITA:		PER CENT:	
Grass Debt	639.67	Grass Debt	144.24
Net Debt	104.58	Net Debt	23.58
Debt Service	7.73	Tax Levy Collected	93.03
Total Tax Levy	552.94	Tax Levy Cancelled, Abated or Adjusted	.27
Municipal Expenditures	218.48		

EXPENDITURES		REVENUES-REALIZED	
GENERAL GOVERNMENT			
Governing Body & Public Boards			
Municipal Clerk		1980 Property Taxes Collected	59,734,940.20
Financial Administration	352,082.65	1980 Payments in Lieu of Taxes	147,060.45
Assessment of Taxes	560,771.69	Delinquent Tax & Lien Collections	3,638,198.68
Collection of Taxes	546,235.87	Business Personalty Replacement Taxes	1,301,691.42
Planning, Housing & Development	254,987.87	Taxes from Public Utilities	3,998,368.16
Human Resources	20,947.46	Other Miscellaneous Tax Revenues	476,729.51
Elections	36,415.14	State Aid Revenues	778,328.50
General Administration (other)	2,844,086.47	Federal Aid Revenues	104,250.00
JUDICIARY		State and Local Fiscal Assistance Act Utilized	1,571,202.53
Municipal Courts	314,337.10	Sale of Acquired Property	23,431.00
PUBLIC SAFETY		Other Miscellaneous Revenues	4,066,494.86
Fire Protection	559,366.54	Total	75,840,695.31
Police Protection	3,672,286.85	Prior Years Surplus Appropriated	6,159,724.08
Civil Defense & Disaster Control	18,042.42	REVENUES TOTAL	82,000,419.39
Environmental Inspection & Control	382,182.85	Reserve For Uncollected Taxes	5,705,500.85
Other Public Safety		CAPITAL OUTLAY TOTAL	4,706,783.42
PUBLIC WORKS			
Streets and Drainage	4,204,041.09	Public Enterprises	895,512.35
Sewers and Sewage Processing	20,000.00	Recreation—Culture	60,816.44
Garbage and Trash Disposal	265,552.52	Public Works	3,193,788.86
Public Buildings and Grounds	640,848.75	Buildings and Grounds	556,665.77
Other Public Works	620,778.00	Library and Education	
HEALTH and WELFARE		Conservation	
Health Services Except Environmental	533,107.55	All Other	
Welfare-Public Assistance	100,697.47	CAPITAL DEBT AUTHORIZED, DECEMBER 31, 1980	
Hospitals, Clinics, First Aid	23,400.00	ISSUED AND UNISSUED — GROSS DEBT / NET DEBT	
Animal, Insect, & Rodent Control	116,059.26	School	56,100,092 / 773,138
Other Welfare Services	1,250.00	Self-liquidating	6,944,149 / 359,010
RECREATION and CONSERVATION		Other	11,233,287 / 11,011,187
Beaches and Boardwalks		Total	74,277,529 / 12,143,336
Parks, Playgrounds, Shade Trees	88,475.88		
Land Reclamation & Conservation	115,867.48	ISSUED AND OUTSTANDING	
Other Recreational Services	198,395.97	School	40,641,362.28
EDUCATION (excluding schools)		Self-Liquidating	4,742,642.24
Libraries	141,091.00	Other	6,113,454.48
Other Educational Services	151,688.00	Total	51,497,459.00
STATUTORY EXPENDITURES		EQUALIZED VALUATION BASIS	
Pensions & F. I. C. A.	1,064,976.86	FOR NET DEBT COMPUTATION	2,200,281,837
Employee Fringe Benefits	393,494.62	REAL PROPERTY VALUATIONS	
Other Statutory Expenditures	60,628.58	Code / Class / # of Parcels / % VAL'N / ASSESSED VALUATION	
CETA And Other Public Employment Programs		1 Vacant Land	
MUNICIPAL FUNCTIONS TOTAL	18,302,095.94	2 Residential	
CAPITAL IMPROVEMENTS	345,834.14	3 Farm	
DEBT SERVICE		4a Commercial (SEE PAGE 49)	
Principal Payments	546,985.00	4b Industrial	
Interest Payments	350,867.56	4c Apartments	
		Total	
DEFERRED CHARGES	463,837.56	Land Area 524.71 Sq. Miles	
SCHOOL, COUNTY, SPECIAL DISTRICT TAXES	55,401,719.76	Net Valuation Taxable-Municipal	1,642,374,731
RESERVE FOR UNCOLLECTED TAXES	5,705,500.85	Net Valuation Taxable-County	2,307,597,057
EXPENDITURES TOTAL	80,771,006.67	State Equalized Valuation	2,527,763,329
		State Equalization Ratio	

1980 PROPERTY TAX	
STATE EQUALIZED TAX RATE →	
Local District School Taxes	29,524,805.00
Regional & Consalidated School Tax	10,408,751.83
School Taxes in Municipal Budget	
County Taxes	* 14,809,481.93
County Library Taxes	643,681.00
Local Municipal Purpose Taxes	7,989,153.46
Veteran & Senior Citizen Taxes	768,720.00
Total Taxes for Rate Computation	64,144,593.22
Special District Taxes	15,000.00
Bank Corp. Taxes	91,836.73
Added and Omitted Taxes	706,126.74
Total Taxes Levied - ABSTRACT	64,188,836.69
Total Taxes Billed	64,211,386.15
1980 TAXES COLLECTED	59,734,940.20
1980 Taxes Cancelled, Abated or Adjusted	173,674.52
Transfer to Tax Title Liens or Foreclosed	394,783.40
Balance Outstanding Dec. 31, 1980	3,907,938.03
PRIOR YEARS TAXES OUTSTANDING	
Balance January 1, 1980	3,440,216.14
Collected in 1980	2,961,297.99
Cancelled, Abated or Adjusted 1980	5,934.45
Transfers to Tax Title Liens or Foreclosed	97,060.77
Balance December 31, 1980	375,922.93
TAX TITLE LIENS OUTSTANDING	
Balance January 1, 1980	2,396,848.47
Transfer From Taxes	490,488.34
Redeemed in 1980	676,870.69
Cancelled, Abated or Adjusted (1980)	16,602.76
Transfers to Foreclosed Property	120,322.87
Balance-December 31, 1980	2,073,540.49
PROPERTY ACQUIRED BY DEED OR FORECLOSURE	
Balance January 1, 1980	2,568,528.50
Transfers From Taxes or Liens	137,116.60
Sale for Cash (1980)	43,400.00
Cancelled, Abated or Adjusted (1980)	33,100.00
Balance December 31, 1980	2,629,145.10
CURRENT FINANCES DECEMBER 31, 1980	
ASSETS	
Cash Dec. 31, 1980	17,252,337.45
Taxes Receivable	4,283,860.96
Tax Title Liens	2,073,540.49
Foreclosed Property	2,629,145.10
Emergencies & Other Deferred Charges	1,065,009.82
State and Federal Aid Receivable	297,526.78
Other Receivables	1,529,956.58
Total	29,131,377.18
LIABILITIES, RESERVES, AND SURPLUS	
Cash Liabilities	6,041,391.51
Reserves for Receivables	10,516,494.13
Surplus Dec. 31, 1980	12,573,491.54
Total	29,131,377.18

1980-3000

*Includes County Health Service Taxes or County Vocational School Taxes. See Table 13, pgs. 675, 676.

2099

Population 1970 544,090
Population 1980 504,094
S & P Roting
Moody Rating

General Tax Rate Per $100.

State Equalized Tox Rote

SUMMARY
UNION COUNTY
MUNICIPALITIES

PER CAPITA.		PER CENT:	
Gross Debt	421.29	Gross Debt	129.84
Net Debt	233.16	Net Debt	71.86
Debt Service	30.08	Tox Levy Collected	97.37
Total Tox Levy	571.41	Tox Levy Concelled, Aboted or Adjusted	.22
Municipol Expenditures	367.35		

EXPENDITURES	
GENERAL GOVERNMENT	
Governing Body & Public Boards	575,544.48
Municipol Clerk	410,201.00
Finoncial Administration	1,904,911.87
Assessment of Toxes	1,447,385.00
Collection of Toxes	951,867.25
Planning, Housing & Development	976,496.31
Human Resources	3,277,775.90
Elections	60,183.00
General Administration (other)	14,112,662.02
JUDICIARY	
Municipal Courts	1,214,263.70
PUBLIC SAFETY	
Fire Protection	23,586,945.45
Police Protection	32,755,932.23
Civil Defense & Disaster Control	148,816.00
Environmental Inspection & Control	1,172,707.30
Other Public Safety	32,950.00
PUBLIC WORKS	
Streets and Drainage	12,210,784.23
Sewers and Sewage Processing	5,357,670.63
Garbage and Trash Disposol	6,535,732.87
Public Buildings and Grounds	3,587,472.99
Other Public Works	3,117,418.80
HEALTH and WELFARE	
Health Services Except Environmental	3,365,866.95
Welfare-Public Assistance	1,290,918.00
Hospitals, Clinics, First Aid	83,150.00
Animal, Insect, & Rodent Control	118,134.00
Other Welfare Services	35,355.00
RECREATION and CONSERVATION	
Beaches and Boardwalks	
Porks, Playgrounds, Shade Trees	1,763,676.24
Lond Reclamation & Conservotion	84,494.68
Other Recreationol Services	3,529,700.36
EDUCATION (excluding schools)	
Libraries	5,321,024.80
Other Educational Services	675,250.00
STATUTORY EXPENDITURES	
Pensions & F. I. C. A.	15,085,704.61
Employee Fringe Benefits	3,678,261.99
Other Statutory Expenditures	442,710.00
CETA And Other Public Employment Programs	6,614,915.67
MUNICIPAL FUNCTIONS TOTAL	155,526,903.33
CAPITAL IMPROVEMENTS	558,008.02
DEBT SERVICE	
Principal Payments	8,534,839.00
Interest Payments	6,630,558.84
TYPE I SCHL DEBT *MEMO	6,284,891.50
DEFERRED CHARGES	1,564,225.80
SCHOOL, COUNTY, SPECIAL DISTRICT TAXES	213,603,398.88
RESERVE FOR UNCOLLECTED TAXES	12,922,121.47
EXPENDITURES TOTAL	398,782,047.32

REVENUES-REALIZED		
1980 Property Toxes Collected		270,157,275.20
1980 Payments in Lieu of Taxes		334,221.49
Delinquent Tax & Lien Collections		5,228,548.63
Business Personolty Replacement Toxes		14,244,443.72
Taxes from Public Utilities		39,197,146.15
Other Miscellaneous Tax Revenues		39,496.76
State Aid Revenues		13,582,709.62
Federal Aid Revenues		6,726,004.13
State and Local Fiscal Assistance Act Utilized		6,146,933.83
Sale of Acquired Property		195,409.00
Other Miscellaneous Revenues		22,175,304.77
	Total	378,027,493.30
Prior Years Surplus Appropriated		22,932,903.21
REVENUES	TOTAL	400,960,396.51
Reserve For Uncollected Toxes		12,922,121.47
CAPITAL OUTLAY	TOTAL	25,623,118.87
Public Enterprises		510,199.03
Recreation—Culture		1,214,909.38
Public Works		14,625,560.45
Buildings and Grounds		8,457,350.20
Library and Education		815,099.81
Conservation		
All Other		

CAPITAL DEBT AUTHORIZED, DECEMBER 31, 1980

ISSUED AND UNISSUED	GROSS DEBT	NET DEBT
School	88,736,041	
Self-liquidating	5,623,340	715,415
Other	118,010,139	116,821,587
Total	212,369,522	117,537,003
ISSUED AND OUTSTANDING		
School		78,512,497.69
Self-Liquidating		4,714,000.00
Other		80,330,900.00
Total		163,557,397.69
EQUALIZED VALUATION BASIS FOR NET DEBT COMPUTATION		10,116,747,080

REAL PROPERTY VALUATIONS

Code	Class	# of Porcels	% VAL'N	ASSESSED VALUATION
1	Vacant Lond			
2	Residentiol			
3	Farm			
4a	Commerciol	(SEE PAGE 51)		
4b	Industriol			
4c	Apartments			
Total				

Land Area 102.93 Sq. Miles

Net Valuation Taxable-Municipal	7,807,136,740
Net Valuation Taxable-County	10,839,598,084
State Equalized Valuation	11,337,461,410
State Equalization Ratio	

1980 PROPERTY TAX	
STATE EQUALIZED TAX RATE	
Local District School Taxes	130,103,578.85
Regionol & Consolidated School Tax	26,500,859.41
School Taxes in Municipal Budget	3,504,780.62
County Taxes	53,494,200.00
County Library Taxes	
Local Municipal Purpose Taxes	62,528,548.56
Veteran & Senior Citizen Taxes	3,763,570.00
Total Toxes for Rote Computotion	279,895,517.44
Special District Taxes	
Bank Corp. Toxes	509,058.11
Added and Omitted Taxes	507,920.25
Total Taxes Levied - ABSTRACT	277,548,925.80
Total Taxes Billed	277,447,794.39
1980 TAXES COLLECTED	270,157,275.20
1980 Toxes Cancelled, Abated or Adjusted	601,855.30
Transfer to Tax Title Liens or Foreclosed	689,170.34
Bolance Outstanding Dec. 31, 1980	6,007,043.95
PRIOR YEARS TAXES OUTSTANDING	
Bolonce January 1, 1980	5,481,177.38
Collected in 1980	4,691,392.71
Concelled, Abated or Adjusted 1980	275,072.82
Transfers to Tax Title Liens or Foreclosed	200,226.36
Bolance December 31, 1980	314,485.49
TAX TITLE LIENS OUTSTANDING	
Bolance January 1, 1980	1,830,918.47
Transfer From Taxes	921,000.63
Redeemed in 1980	544,148.10
Cancelled, Abated or Adjusted (1980)	3,025.60
Transfers to Foreclosed Property	127,741.44
Bolonce December 31, 1980	2,077,003.96
PROPERTY ACQUIRED BY DEED OR FORECLOSURE	
Bolance January 1, 1980	8,369,366.90
Transfers From Taxes or Liens	127,741.44
Sale for Cash (1980)	671,269.00
Cancelled, Abated or Adjusted (1980)	575,212.44
Balance December 31, 1980	8,270,626.90
CURRENT FINANCES DECEMBER 31, 1980	
ASSETS	
Cash Dec. 31, 1980	69,834,430.49
Taxes Receivable	6,321,529.44
Tax Title Liens	2,077,003.96
Foreclosed Property	8,270,626.90
Emergencies & Other Deferred Chorges	2,131,145.41
Stote and Federal Aid Receivable	287,859.12
Other Receivables	5,246,213.57
Totol	94,168,808.89
LIABILITIES, RESERVES, AND SURPLUS	
Cosh Liabilities	44,968,727.44
Reserves for Receivobles	19,909,178.07
Surplus Dec. 31, 1980	29,290,903.38
Total	94,168,808.89

1980/3000

*ABOVE DEBT SERVICE INCLUDES TYPE I SCHOOL DEBT

Populotion 1970 74,105
Populotion 1980 84,429
S & P Roting
Moody Roting

Generol Tox Rote Per $100.

Stote Equolized Tox Rote

SUMMARY
WARREN COUNTY
MUNICIPALITIES

Gross Debt	329.94	Gross Debt	113.67
Net Debt	113.90	Net Debt	39.24
Debt Service	5.78	Tox Levy Collected	93.70
Totol Tox Levy	427.03	Tox Levy Concelled, Aboted or Adjusted	.23
Municipol Expenditures	242.41		

EXPENDITURES	
GENERAL GOVERNMENT	
Governing Body & Public Boords	17,788.15
Municipol Clerk	49,151.47
Finonciol Administrotion	201,104.88
Assessment of Toxes	380,650.40
Collection of Toxes	264,097.38
Plonning, Housing & Development	283,047.38
Humon Resources	119,340.00
Elections	8,603.57
Generol Administrotion (other)	2,263,183.60
JUDICIARY	
Municipol Courts	291,491.97
PUBLIC SAFETY	
Fire Protection	522,364.36
Police Protection	2,846,146.41
Civil Defense & Disoster Control	12,711.16
Environmentol Inspection & Control	266,506.06
Other Public Sofety	
PUBLIC WORKS	
Streets ond Droinoge	3,409,406.31
Sewers ond Sewoge Processing	134,817.61
Gorboge ond Trosh Disposol	325,096.00
Public Buildings ond Grounds	455,241.74
Other Public Works	583,990.13
HEALTH ond WELFARE	
Heolth Services Except Environmentol	44,731.79
Welfore-Public Assistonce	48,122.02
Hospitols, Clinics, First Aid	11,261.00
Animol, Insect, & Rodent Control	27,147.42
Other Welfore Services	
RECREATION ond CONSERVATION	
Beoches ond Boordwolks	
Porks, Ploygrounds, Shode Trees	180,807.40
Lond Reclomotion & Conservotion	16,088.00
Other Recreotionol Services	253,564.90
EDUCATION (excluding schools)	
Librories	404,730.42
Other Educotionol Services	1,176,360.00
STATUTORY EXPENDITURES	
Pensions & F. I. C. A.	802,334.71
Employee Fringe Benefits	247,209.20
Other Stotutory Expenditures	47,042.82
CETA And Other Public Employment Progroms	
MUNICIPAL FUNCTIONS TOTAL	15,694,138.26
CAPITAL IMPROVEMENTS	937,983.39
DEBT SERVICE	
Principol Poyments	329,647.51
Interest Poyments	158,339.67
DEFERRED CHARGES	1,288,891.44
SCHOOL, COUNTY, SPECIAL DISTRICT TAXES	31,945,162.93
RESERVE FOR UNCOLLECTED TAXES	2,995,087.06
EXPENDITURES TOTAL	52,411,266.87

REVENUES-REALIZED	
1980 Property Toxes Collected	33,781,054.51
1980 Poyments in Lieu of Toxes	87,936.07
Delinquent Tox & Lien Collections	1,830,191.33
Business Personolty Replocement Toxes	1,658,828.72
Toxes from Public Utilities	5,927,647.26
Other Miscelloneous Tox Revenues	42,295.77
Stote Aid Revenues	870,186.41
Federol Aid Revenues	
Stote ond Locol Fiscol Assistonce Act Utilized	924,866.19
Sole of Acquired Property	7,922.50
Other Miscelloneous Revenues	4,417,505.65
Totol	49,548,434.41
Prior Years Surplus Appropriated	5,144,566.56
REVENUES TOTAL	54,693,000.97
Reserve For Uncollected Taxes	2,995,087.06
CAPITAL OUTLAY TOTAL	5,052,707.82
Public Enterprises	2,867,648.70
Recreotion—Culture	213,757.78
Public Works	1,597,660.18
Buildings ond Grounds	373,641.16
Library ond Educotion	
Conservotion	
All Other	

CAPITAL DEBT AUTHORIZED, DECEMBER 31, 1980

ISSUED AND UNISSUED	GROSS DEBT	NET DEBT
School	17,545,842	2,299,429
Self-liquidoting	2,984,000	
Other	7,327,079	7,317,079
Totol	27,856,921	9,616,509

ISSUED AND UNISSUED	
School	17,387,000.00
Self-Liquidating	2,927,000.00
Other	4,191,972.03
Total	24,505,972.03
EQUALIZED VALUATION BASIS FOR NET DEBT COMPUTATION	1,491,199,915

REAL PROPERTY VALUATIONS

Code	Closs	# of Porcels	% VAL'N	ASSESSED VALUATION
1	Vocont Lond			
2	Residentiol			
3	Form			
4o	Commerciol	(SEE PAGE 53)		
4b	Industriol			
4c	Aportments			
Totol				

Lond Areo 361.55 Sq. Miles

Net Voluotion Toxoble-Municipol	1,330,320,395
Net Voluotion Toxoble-County	1,595,259,395
Stote Equolized Voluotion	1,707,599,173
Stote Equolizotion Rotio	

1980 PROPERTY TAX	
STATE EQUALIZED TAX RATE →	
Locol District School Toxes	18,838,928.59
Regionol & Consolidoted School Tox	3,949,172.95
School Toxes in Municipol Budget	
County Toxes	* 8,647,897.39
County Librory Toxes	309,164.00
Locol Municipol Purpose Toxes	3,734,337.25
Veteron & Senior Citizen Toxes	729,412.00
Total Toxes for Rate Computotion	36,408,912.18
Speciol District Toxes	
Bonk Corp. Toxes	98,095.28
Added ond Omitted Toxes	276,194.57
Totol Toxes Levied - ABSTRACT	36,053,790.03
Totol Toxes Billed	36,051,892.77
1980 TAXES COLLECTED	33,781,054.51
1980 Toxes Concelled, Abated or Adjusted	82,514.76
Transfer to Tax Title Liens or Foreclosed	190,360.85
Balance Outstanding Dec. 31, 1980	1,997,962.66
PRIOR YEARS TAXES OUTSTANDING	
Bolonce Jonuory 1, 1980	1,878,690.68
Collected in 1980	1,599,372.92
Concelled, Aboted or Adjusted 1980	19,398.32
Tronsfers to Tox Title Liens or Foreclosed	80,208.39
Bolonce December 31, 1980	179,711.05
TAX TITLE LIENS OUTSTANDING	
Bolonce Jonuory 1, 1980	518,611.49
Tronsfer From Toxes	286,550.47
Redeemed in 1980	230,828.12
Concelled, Aboted or Adjusted (1980)	16,932.22
Tronsfers to Foreclosed Property	15,160.34
Bolonce December 31, 1980	542,241.28
PROPERTY ACQUIRED BY DEED OR FORECLOSURE	
Bolonce Jonuory 1, 1980	425,453.87
Transfers From Toxes or Liens	72,328.63
Sole for Cash (1980)	11,150.00
Concelled, Abated or Adjusted (1980)	142,255.00
Bolonce December 31, 1980	344,377.50
CURRENT FINANCES DECEMBER 31, 1980	
ASSETS	
Cosh Dec. 31, 1980	26,174,417.76
Toxes Receivoble	2,177,673.71
Tox Title Liens	542,241.28
Foreclosed Property	344,377.50
Emergencies & Other Deferred Chorges	439,876.96
Stote ond Federol Aid Receivoble	104,409.29
Other Receivobles	587,558.57
Totol	30,370,555.37
LIABILITIES, RESERVES, AND SURPLUS	
Cosh Liobilities	14,444,616.10
Reserves for Receivobles	3,581,553.94
Surplus Dec. 31, 1980	12,344,385.33
Totol	30,370,555.37

1980 3000

*Includes County Health Service Taxes or County Vocational School Taxes. See Table 13, pgs. 675, 676.

1330

Population 1970 17,745
Population 1980 17,235
S & P Rating
Moody Rating A

General Tax Rate Per $100. 6.04
State Equalized Tax Rate 2.90

ABERDEEN TOWNSHIP — MONMOUTH CO.

Form of Government:
Council-Manager Plan E (OMCL50)
Number of Members on Governing Body 7

PER CAPITA:		PER CENT:	
Gross Debt	661.91	Gross Debt	4.50
Net Debt	357.25	Net Debt	2.43
Debt Service	10.42	Tax Levy Collected	95.48
Total Tax Levy	515.32	Tax Levy Cancelled, Abated or Adjusted	.36
Municipal Expenditures	210.90		

EXPENDITURES	
GENERAL GOVERNMENT	
Governing Body & Public Boards	13,832.84
Municipal Clerk	
Financial Administration	28,785.00
Assessment of Taxes	162,732.00
Collection of Taxes	45,628.00
Planning, Housing & Development	25,450.00
Human Resources	3,520.00
Elections	5,306.00
General Administration (other)	447,099.00
JUDICIARY	
Municipal Courts	33,038.00
PUBLIC SAFETY	
Fire Protection	
Police Protection	840,574.00
Civil Defense & Disaster Control	1,500.00
Environmental Inspection & Control	48,391.00
Other Public Safety	
PUBLIC WORKS	
Streets and Drainage	580,641.88
Sewers and Sewage Processing	
Garbage and Trash Disposal	
Pubiic Buildings and Grounds	58,500.00
Other Public Works	34,636.00
HEALTH and WELFARE	
Health Services Except Environmental	40,020.00
Welfare-Public Assistance	28,068.28
Hospitals, Clinics, First Aid	
Animal, Insect, & Rodent Control	4,700.00
Other Welfare Services	1,000.00
RECREATION and CONSERVATION	
Beaches and Boardwalks	
Parks, Playgrounds, Shade Trees	350.00
Land Reclamation & Conservation	350.00
Other Recreatianal Services	195,446.00
EDUCATION (excluding schools)	
Libraries	113,374.12
Other Educatianal Services	
STATUTORY EXPENDITURES	
Pensions & F. I. C. A.	177,151.00
Employee Fringe Benefits	
Other Statutory Expenditures	10,000.00
CETA And Other Public Employment Programs	80,781.67
MUNICIPAL FUNCTIONS TOTAL	2,980,884.79
CAPITAL IMPROVEMENTS *MEMO*	
DEBT SERVICE	
Principal Payments	46,711.47
Interest Payments	132,820.00
DEFERRED CHARGES	7,500.00
SCHOOL, COUNTY, SPECIAL DISTRICT TAXES	7,095,987.17
RESERVE FOR UNCOLLECTED TAXES	467,000.00
EXPENDITURES TOTAL	10,730,903.43

REVENUES-REALIZED		
1980 Praperty Taxes Collected		8,505,632.05
1980 Payments in Lieu of Taxes		
Delinquent Tax & Lien Collections		296,317.12
Business Persanalty Replacement Taxes		223,552.44
Taxes fram Public Utilities		403,190.00
Other Miscellaneaus Tax Revenues		98,000.00
State Aid Revenues		167,987.44
Federal Aid Revenues		81,674.01
State and Local Fiscal Assistance Act Utilized		166,865.12
Sale af Acquired Praperty		
Other Miscellaneous Revenues		305,467.58
	Total	10,252,685.76
Priar Years Surplus Appropriated		200,000.00
REVENUES	TOTAL	10,452,685.76
Reserve For Uncallected Taxes		467,000.00
CAPITAL OUTLAY	TOTAL	715,700.85
Public Enterprises		
Recreatian—Culture		13,927.20
Public Works		396,778.20
Buildings and Grounds		304,995.45
Library and Education		
Conservation		
All Other		

CAPITAL DEBT AUTHORIZED, DECEMBER 31, 1980

ISSUED AND UNISSUED	GROSS DEBT	NET DEBT
Schaal	2,491,414	
Self-liquidating	2,682,000	
Other	6,234,528	6,157,128
Total	11,407,943	6,157,128

ISSUED AND OUTSTANDING	
Schaal	2,491,414.73
Self-Liquidating	2,642,000.00
Other	5,095,000.00
Total	10,228,414.73
EQUALIZED VALUATION BASIS FOR NET DEBT COMPUTATION	253,405,525

REAL PROPERTY VALUATIONS

Code	Class	# of Parcels	% VAL'N	ASSESSED VALUATION
1	Vacant Land	840	3.03	4,152,400.00
2	Residential	4319	77.65	106,296,665.00
3	Farm	11	.08	111,500.00
4a	Commercial	111	8.81	12,054,714.00
4b	Industrial	9	5.39	7,383,700.00
4c	Apartments	9	5.03	6,887,200.00
Total		5299		136,886,179.00

Land Area 5.45 Sq. Miles

Net Valuation Taxable-Municipal	137,923,088
Net Valuation Taxable-County	265,562,368
State Equalized Valuation	285,218,986
State Equalization Ratio	48.17

1980 PROPERTY TAX		
STATE EQUALIZED TAX RATE →		
Local District School Taxes		
Regional & Consalidated School Tax	1.80	5,145,025.69
School Taxes in Municipal Budget		
County Taxes	.52	1,475,105.98
County Library Taxes		
Local Municipal Purpose Taxes	.60	1,716,748.31
Veteran & Senior Citizen Taxes		105,260.00
Total Taxes for Rate Computation	2.92	8,442,139.98
Special District Taxes		475,855.50
Bank Corp. Taxes		4,923.11
Added and Omitted Taxes		63,799.06
Total Taxes Levied - ABSTRACT		8,881,457.65
Total Taxes Billed		8,908,390.80
1980 TAXES COLLECTED		8,505,632.05
1980 Taxes Cancelled, Abated or Adjusted		31,670.40
Transfer to Tax Title Liens or Foreclosed		143,607.13
Balance Outstanding Dec. 31, 1980		227,481.22
PRIOR YEARS TAXES OUTSTANDING		
Balance January 1, 1980		276,406.91
Collected in 1980		230,505.49
Cancelled, Abated or Adjusted 1980		546.46
Transfers to Tax Title Liens or Foreclosed		19,039.77
Balance December 31, 1980		26,315.19
TAX TITLE LIENS OUTSTANDING		
Balance January 1, 1980		582,030.89
Transfer From Taxes		165,646.90
Redeemed in 1980		65,811.63
Cancelled, Abated or Adjusted (1980)		2,011.98
Transfers to Foreclosed Property		54,361.52
Balance December 31, 1980		625,492.66
PROPERTY ACQUIRED BY DEED OR FORECLOSURE		
Balance January 1, 1980		425,563.48
Transfers From Taxes or Liens		54,361.52
Sale for Cash (1980)		164,700.00
Cancelled, Abated or Adjusted (1980)		
Balance December 31, 1980		315,225.00
CURRENT FINANCES DECEMBER 31, 1980		
ASSETS		
Cash Dec. 31, 1980		761,825.14
Taxes Receivable		253,796.41
Tax Title Liens		625,492.66
Foreclosed Property		315,225.00
Emergencies & Other Deferred Charges		140,000.00
State and Federal Aid Receivable		98,000.00
Other Receivables		
Total		2,194,339.21
LIABILITIES, RESERVES, AND SURPLUS		
Cash Liabilities		516,762.39
Reserves for Receivables		1,194,514.07
Surplus Dec. 31, 1980		483,062.75
Total		2,194,339.21

1980/3000

0101

Population 1970 6,135
Population 1980 6,859
S & P Rating
Moody Rating BAA-1

General Tax Rate Per $100. 4.79
State Equalized Tax Rate 1.93

ABSECON CITY – ATLANTIC COUNTY

Form of Government:
City Charter Act, (P.L. 1899, c.52)
Number of Members on Governing Body 7

PER CAPITA:		PER CENT:	
Gross Debt	444.38	Gross Debt	2.75
Net Debt	2.19	Net Debt	.01
Debt Service	13.77	Tax Levy Collected	97.25
Total Tax Levy	407.82	Tax Levy Cancelled, Abated or Adjusted	.07
Municipal Expenditures	259.20		

EXPENDITURES	
GENERAL GOVERNMENT	
Governing Body & Public Boards	
Municipal Clerk	
Financial Administration	9,475.00
Assessment of Taxes	24,495.00
Collection of Taxes	27,515.00
Planning, Housing & Development	18,950.00
Human Resources	2,479.00
Elections	2,405.00
General Administration (other)	199,079.43
JUDICIARY	
Municipal Courts	24,089.42
PUBLIC SAFETY	
Fire Protection	46,732.00
Police Protection	522,072.57
Civil Defense & Disaster Control	750.00
Environmental Inspection & Control	11,803.80
Other Public Safety	
PUBLIC WORKS	
Streets and Drainage	295,887.98
Sewers and Sewage Processing	
Garbage and Trash Disposal	99,237.92
Public Buildings and Grounds	24,730.00
Other Public Works	61,953.78
HEALTH and WELFARE	
Health Services Except Environmental	675.00
Welfare-Public Assistance	4,000.00
Hospitals, Clinics, First Aid	
Animal, Insect, & Rodent Control	8,240.00
Other Welfare Services	
RECREATION and CONSERVATION	
Beaches and Boardwalks	
Parks, Playgrounds, Shade Trees	17,775.00
Land Reclamation & Conservation	
Other Recreational Services	8,000.00
EDUCATION (excluding schools)	
Libraries	10,900.00
Other Educational Services	
STATUTORY EXPENDITURES	
Pensions & F. I. C. A.	77,180.00
Employee Fringe Benefits	38,270.00
Other Statutory Expenditures	2,900.00
CETA And Other Public Employment Programs	27,115.32
MUNICIPAL FUNCTIONS TOTAL	1,566,711.22
CAPITAL IMPROVEMENTS *MEMO*	124,885.25
DEBT SERVICE	
Principal Payments	50,000.00
Interest Payments	44,456.00
TYPE I SCHL DEBT *MEMO	85,416.00
DEFERRED CHARGES	10,000.00
SCHOOL, COUNTY, SPECIAL DISTRICT TAXES	2,053,717.31
RESERVE FOR UNCOLLECTED TAXES	106,689.71
EXPENDITURES TOTAL	3,831,574.24

REVENUES-REALIZED		
1980 Property Taxes Collected		2,714,073.03
1980 Payments in Lieu of Taxes		
Delinquent Tax & Lien Collections		63,107.70
Business Personalty Replacement Taxes		31,078.96
Taxes from Public Utilities		298,065.00
Other Miscellaneous Tax Revenues		60,000.00
State Aid Revenues		98,333.80
Federal Aid Revenues		37,717.94
State and Local Fiscal Assistance Act Utilized		89,930.40
Sale of Acquired Property		76,596.50
Other Miscellaneous Revenues		245,349.58
Total		3,714,252.91
Prior Years Surplus Appropriated		430,000.00
REVENUES TOTAL		4,144,252.91
Reserve For Uncollected Taxes		106,689.71
CAPITAL OUTLAY TOTAL		69,840.95
Public Enterprises		
Recreation—Culture		
Public Works		63,343.81
Buildings and Grounds		6,497.14
Library and Education		
Conservation		
All Other		

CAPITAL DEBT AUTHORIZED, DECEMBER 31, 1980

ISSUED AND UNISSUED	GROSS DEBT	NET DEBT
School	598,000	
Self-liquidating	2,435,000	
Other	15,000	15,000
Total	3,048,000	15,000

ISSUED AND OUTSTANDING	
Schaal	598,000.00
Self-Liquidating	2,435,000.00
Other	15,000.00
Total	3,048,000.00
EQUALIZED VALUATION BASIS FOR NET DEBT COMPUTATION	110,892,273

REAL PROPERTY VALUATIONS

Code	Class	# of Parcels	% VAL'N	ASSESSED VALUATION
1	Vacant Land	663	5.58	3,173,300.00
2	Residential	2084	79.84	45,400,000.00
3	Farm			
4a	Commercial	163	12.46	7,087,100.00
4b	Industrial	1	.09	50,200.00
4c	Apartments	1	2.02	1,150,000.00
Total		2912		56,860,600.00

Land Area 5.70 Sq. Miles

Net Valuation Taxable-Municipal	57,438,259
Net Valuation Taxable-County	112,387,699
State Equalized Valuation	141,229,609
State Equalization Ratio	40.43

1980 PROPERTY TAX		
STATE EQUALIZED TAX RATE →		
Local District School Taxes	.92	1,303,912.00
Regional & Consolidated School Tax		
School Taxes in Municipal Budget	.04	60,643.00
County Taxes	.47	* 668,506.26
County Library Taxes	.01	20,656.05
Local Municipal Purpose Taxes	.49	696,143.77
Veteran & Senior Citizen Taxes		69,080.00
Total Taxes for Rate Computation	1.93	2,818,941.08
Special District Taxes		
Bank Corp. Taxes		8,816.58
Added and Omitted Taxes		38,575.13
Total Taxes Levied - ABSTRACT		2,797,252.79
Total Taxes Billed		2,790,697.74
1980 TAXES COLLECTED		2,714,073.03
1980 Taxes Cancelled, Abated or Adjusted		1,833.41
Transfer to Tax Title Liens or Foreclosed		1,169.36
Balance Outstanding Dec. 31, 1980		73,621.94
PRIOR YEARS TAXES OUTSTANDING		
Balance January 1, 1980		50,478.43
Collected in 1980		49,669.85
Cancelled, Abated or Adjusted 1980		
Transfers to Tax Title Liens or Foreclosed		221.42
Balance December 31, 1980		587.16
TAX TITLE LIENS OUTSTANDING		
Balance January 1, 1980		13,915.65
Transfer From Taxes		1,633.45
Redeemed in 1980		13,437.85
Cancelled, Abated or Adjusted (1980)		853.97
Transfers to Foreclosed Property		
Balance December 31, 1980		1,257.28
PROPERTY ACQUIRED BY DEED OR FORECLOSURE		
Balance January 1, 1980		318,676.44
Transfers From Taxes or Liens		853.98
Sale for Cash (1980)		76,596.50
Cancelled, Abated or Adjusted (1980)		
Balance December 31, 1980		242,933.92
CURRENT FINANCES DECEMBER 31, 1980		
ASSETS		
Cash Dec. 31, 1980		642,998.96
Taxes Receivable		74,209.10
Tax Title Liens		1,257.28
Foreclosed Property		242,933.92
Emergencies & Other Deferred Charges		40,649.75
State and Federal Aid Receivable		60,000.00
Other Receivables		
Total		1,062,049.01
LIABILITIES, RESERVES, AND SURPLUS		
Cash Liabilities		89,977.52
Reserves for Receivables		358,400.30
Surplus Dec. 31, 1980		613,671.19
Total		1,062,049.01

* ABOVE DEBT SERVICE INCLUDES TYPE I SCHOOL DEBT

*Includes County Health Service Taxes or County Vocational School Taxes. See Table 13, pgs. 675, 676.

1001

Papulation 1970 2,140
Papulation 1980 2,758
S & P Rating
Maady Rating

General Tax Rate Per $100. 4.31
State Equalized Tax Rate 2.05

ALEXANDRIA TOWNSHIP — HUNTERDON CO.

Form of Government:
Township Committee
Number of Members on Governing Body 3

PER CAPITA		PER CENT	
Grass Debt	368.49	Grass Debt	1.56
Net Debt		Net Debt	
Debt Service		Tax Levy Collected	88.69
Total Tax Levy	596.84	Tax Levy Cancelled, Abated or Adjusted	1.14
Municipal Expenditures	203.86		

EXPENDITURES	
GENERAL GOVERNMENT	
Governing Body & Public Boards	
Municipal Clerk	
Financial Administration	9,500.00
Assessment of Taxes	46,787.00
Collection of Taxes	9,500.00
Planning, Housing & Development	8,000.00
Human Resources	
Elections	600.00
General Administration (other)	43,200.00
JUDICIARY	
Municipal Courts	6,800.00
PUBLIC SAFETY	
Fire Protection	24,550.00
Police Protection	35,500.00
Civil Defense & Disaster Control	250.00
Environmental Inspection & Control	12,000.00
Other Public Safety	
PUBLIC WORKS	
Streets and Drainage	150,300.00
Sewers and Sewage Processing	
Garbage and Trash Disposal	
Public Buildings and Grounds	
Other Public Works	
HEALTH and WELFARE	
Health Services Except Environmental	5,400.00
Welfare-Public Assistance	2,850.00
Hospitals, Clinics, First Aid	
Animal, Insect, & Rodent Control	3,000.00
Other Welfare Services	
RECREATION and CONSERVATION	
Beaches and Boardwalks	
Parks, Playgrounds, Shade Trees	
Land Reclamation & Conservation	500.00
Other Recreational Services	500.00
EDUCATION (excluding schools)	
Libraries	
Other Educational Services	
STATUTORY EXPENDITURES	
Pensions & F. I. C. A.	12,300.00
Employee Fringe Benefits	
Other Statutory Expenditures	700.00
CETA And Other Public Employment Programs	
MUNICIPAL FUNCTIONS TOTAL	412,237.00
CAPITAL IMPROVEMENTS *MEMO*	38,872.27
DEBT SERVICE	
Principal Payments	
Interest Payments	
DEFERRED CHARGES	3,522.75
SCHOOL, COUNTY, SPECIAL DISTRICT TAXES	1,600,034.41
RESERVE FOR UNCOLLECTED TAXES	154,650.75
EXPENDITURES TOTAL	2,170,444.91

REVENUES-REALIZED	
1980 Property Taxes Collected	1,487,365.94
1980 Payments in Lieu of Taxes	
Delinquent Tax & Lien Collections	92,955.06
Business Personalty Replacement Taxes	45,779.40
Taxes from Public Utilities	138,660.00
Other Miscellaneous Tax Revenues	
State Aid Revenues	15,741.21
Federal Aid Revenues	
State and Local Fiscal Assistance Act Utilized	18,872.27
Sale of Acquired Property	
Other Miscellaneous Revenues	138,278.57
Total	1,937,652.45
Prior Years Surplus Appropriated	200,000.00
REVENUES TOTAL	2,137,652.45
Reserve For Uncollected Taxes	154,650.75
CAPITAL OUTLAY TOTAL	38,790.54
Public Enterprises	
Recreation—Culture	
Public Works	38,790.54
Buildings and Grounds	
Library and Education	
Conservation	
All Other	

CAPITAL DEBT AUTHORIZED, DECEMBER 31, 1980

ISSUED AND UNISSUED	GROSS DEBT	NET DEBT
School	1,031,022	
Self-liquidating		
Other		
Total	1,031,022	

ISSUED AND OUTSTANDING	
School	1,030,023.01
Self-Liquidating	
Other	
Total	1,030,023.01
EQUALIZED VALUATION BASIS FOR NET DEBT COMPUTATION	66,044,540

REAL PROPERTY VALUATIONS

Code	Class	# of Parcels	% VAL'N	ASSESSED VALUATION
1	Vacant Land	248	5.06	1,907,180.00
2	Residential	742	66.92	25,203,239.00
3	Farm	418	23.95	9,019,143.00
4a	Commercial	27	3.51	1,320,900.00
4b	Industrial	3	.43	161,800.00
4c	Apartments	1	.14	51,000.00
Total		1439		37,663,262.00

Land Area 28.20 Sq. Miles

Net Valuation Taxable-Municipal	38,028,733
Net Valuation Taxable-County	74,715,548
State Equalized Valuation	79,208,389
State Equalization Ratio	47.77

1980 PROPERTY TAX		
STATE EQUALIZED TAX RATE	1.01	
Local District School Taxes		803,593.50
Regional & Consolidated School Tax	.59	471,666.74
School Taxes in Municipal Budget		
County Taxes	.39	306,922.98
County Library Taxes	.02	17,851.19
Local Municipal Purpose Taxes	.05	36,000.00
Veteran & Senior Citizen Taxes		19,630.00
Total Taxes for Rate Computation	2.06	1,655,664.41
Special District Taxes		
Bank Corp. Taxes		758.91
Added and Omitted Taxes		33,159.06
Total Taxes Levied - ABSTRACT		1,669,952.38
Total Taxes Billed		1,677,131.91
1980 TAXES COLLECTED		1,487,365.94
1980 Taxes Cancelled, Abated or Adjusted		19,153.21
Transfer to Tax Title Liens or Foreclosed		1,741.24
Balance Outstanding Dec. 31, 1980		168,871.52
PRIOR YEARS TAXES OUTSTANDING		
Balance January 1, 1980		97,783.90
Collected in 1980		91,393.12
Cancelled, Abated or Adjusted 1980		1.61
Transfers to Tax Title Liens or Foreclosed		584.00
Balance December 31, 1980		5,805.17
TAX TITLE LIENS OUTSTANDING		
Balance January 1, 1980		5,107.64
Transfer From Taxes		2,405.03
Redeemed in 1980		1,561.94
Cancelled, Abated or Adjusted (1980)		
Transfers to Foreclosed Property		
Balance December 31, 1980		5,950.73
PROPERTY ACQUIRED BY DEED OR FORECLOSURE		
Balance January 1, 1980		12,000.00
Transfers From Taxes or Liens		
Sale for Cash (1980)		
Cancelled, Abated or Adjusted (1980)		
Balance December 31, 1980		12,000.00

CURRENT FINANCES DECEMBER 31, 1980

ASSETS	
Cash Dec. 31, 1980	742,395.03
Taxes Receivable	174,676.69
Tax Title Liens	5,950.73
Foreclosed Property	12,000.00
Emergencies & Other Deferred Charges	39,887.00
State and Federal Aid Receivable	
Other Receivables	522.10
Total	975,431.55
LIABILITIES, RESERVES, AND SURPLUS	
Cash Liabilities	523,923.24
Reserves for Receivables	193,149.52
Surplus Dec. 31, 1980	258,358.79
Total	975,431.55

2101

Populotion 1970 1,140
Papulotion 1980 2,560
S & P Roting
Moody Roting

Generol Tox Rote Per $100. 2.31
Stote Equolized Tox Rote 1.78

ALLAMUCHY TOWNSHIP — WARREN CO.

Form of Government:
Small Municipality Plan C (OMCL50)
Number of Members on Governing Body 5

PER CAPITA:
Gross Debt 248.05
Net Debt
Debt Service
Totol Tax Levy 558.67
Municipol Expenditures 181.33

PER CENT:
Gross Debt .95
Net Debt
Tax Levy Collected 97.24
Tax Levy Concelled, Aboted or Adjusted .07

EXPENDITURES	
GENERAL GOVERNMENT	
Governing Body & Public Baords	
Municipol Clerk	
Financiol Administrotion	6,750.00
Assessment of Taxes	14,700.00
Collection of Toxes	9,500.00
Plonning, Hausing & Development	21,050.00
Humon Resources	
Elections	
Generol Administrotion (other)	82,400.00
JUDICIARY	
Municipol Caurts	22,100.00
PUBLIC SAFETY	
Fire Protection	51,200.00
Police Protection	2,750.00
Civil Defense & Disaster Contral	200.00
Environmental Inspectian & Contral	25,000.00
Other Public Sofety	
PUBLIC WORKS	
Streets and Droinoge	89,857.00
Sewers and Sewoge Processing	
Garbage ond Trosh Disposol	1,500.00
Public Buildings ond Grounds	29,797.00
Other Public Works	4,497.00
HEALTH ond WELFARE	
Health Services Except Environmentol	1,700.00
Welfare-Public Assistonce	2,500.00
Hospitols, Clinics, First Aid	1,000.00
Animol, Insect, & Rodent Control	1,750.00
Other Welfore Services	
RECREATION and CONSERVATION	
Beoches and Boardwalks	
Parks, Playgrounds, Shade Trees	
Lond Reclomotion & Conservotion	
Other Recreotianol Services	4,500.00
EDUCATION (excluding schools)	
Librories	
Other Educotionol Services	
STATUTORY EXPENDITURES	
Pensions & F. I. C. A.	10,700.00
Employee Fringe Benefits	4,000.00
Other Stotutory Expenditures	900.00
CETA And Other Public Employment Programs	
MUNICIPAL FUNCTIONS TOTAL	388,351.00
CAPITAL IMPROVEMENTS *MEMO*	35,000.00
DEBT SERVICE	
Principol Payments	
Interest Payments	
DEFERRED CHARGES	3,600.00
SCHOOL, COUNTY, SPECIAL DISTRICT TAXES	1,342,940.49
RESERVE FOR UNCOLLECTED TAXES	72,255.18
EXPENDITURES TOTAL	1,807,146.67

REVENUES-REALIZED	
1980 Property Toxes Collected	1,392,551.91
1980 Poyments in Lieu of Toxes	39,994.41
Delinquent Tox & Lien Collections	29,207.46
Business Personolty Replocement Toxes	39,596.84
Toxes from Public Utilities	172,338.00
Other Miscellaneous Tox Revenues	
State Aid Revenues	8,190.92
Federol Aid Revenues	
State ond Local Fiscol Assistonce Act Utilized	19,794.00
Sale of Acquired Proporty	
Other Miscelloneous Revenues	143,142.09
Totol	1,844,815.53
Prior Years Surplus Appropriated	188,900.00
REVENUES TOTAL	2,033,715.53
Reserve For Uncollected Taxes	72,255.18

CAPITAL OUTLAY	TOTAL
Public Enterprises	
Recreotion—Culture	
Public Works	
Buildings ond Grounds	
Librory and Educotion	
Conservotion	
All Other	

CAPITAL DEBT AUTHORIZED, DECEMBER 31, 1980

ISSUED AND UNISSUED	GROSS DEBT	NET DEBT
School	635,000	
Self-liquidoting		
Other		
Total	635,000	

ISSUED AND OUTSTANDING	
School	
Self-Liquidoting	
Other	
Totol	
EQUALIZED VALUATION BASIS FOR NET DEBT COMPUTATION	66,913,231

REAL PROPERTY VALUATIONS

Code	Class	# of Porcels	% VAL'N	ASSESSED VALUATION
1	Vacont Lond	420	10.52	6,253,200.00
2	Residential	741	71.80	42,693,600.00
3	Farm	173	5.76	3,424,970.00
4a	Commercial	21	6.47	3,848,300.00
4b	Industrial	1	.28	168,200.00
4c	Aportments	1	5.16	3,070,000.00
Totol		1357		59,458,270.00

Land Areo 20.30 Sq. Miles

Net Voluotian Toxoble-Municipal	60,448,810
Net Valuation Taxable-Caunty	71,414,645
Stote Equolized Voluatian	78,080,190
State Equalizatian Ratio	77.13

1980 PROPERTY TAX		
STATE EQUALIZED TAX RATE		
Locol District Schaal Taxes	1.18	926,130.00
Regianol & Consalidoted School Tox		
School Taxes in Municipal Budget		
County Taxes	.50	* 395,774.56
County Library Taxes	.03	21,035.93
Local Municipol Purpose Taxes	.06	49,820.00
Veteron & Senior Citizen Taxes		8,860.00
Total Taxes for Rate Computation	1.77	1,401,620.49
Speciol District Taxes		
Bank Carp. Taxes		1,947.89
Added ond Omitted Taxes		35,481.80
Total Taxes Levied - ABSTRACT		1,430,190.18
Totol Taxes Billed		1,421,849.31
1980 TAXES COLLECTED		1,392,551.91
1980 Taxes Cancelled, Aboted or Adjusted		975.50
Transfer to Tax Title Liens or Foreclosed		515.10
Bolonce Outstonding Dec. 31, 1980		37,806.80

PRIOR YEARS TAXES OUTSTANDING	
Bolonce Jonuory 1, 1980	29,737.15
Collected in 1980	29,207.46
Concelled, Abated or Adjusted 1980	
Transfers to Tax Title Liens or Foreclosed	75.80
Bolonce December 31, 1980	453.89
TAX TITLE LIENS OUTSTANDING	
Bolonce Jonuory 1, 1980	1,850.13
Transfer From Taxes	638.78
Redeemed in 1980	
Concelled, Aboted or Adjusted (1980)	
Transfers to Foreclosed Property	
Bolonce December 31, 1980	2,488.91
PROPERTY ACQUIRED BY DEED OR FORECLOSURE	
Bolonce January 1, 1980	
Transfers From Taxes or Liens	
Sole for Cosh (1980)	
Concelled, Abated or Adjusted (1980)	
Bolonce December 31, 1980	

CURRENT FINANCES DECEMBER 31, 1980	
ASSETS	
Cash Dec. 31, 1980	1,521,705.92
Taxes Receivable	38,260.69
Tax Title Liens	2,488.91
Foreclosed Proporty	
Emergencies & Other Deferred Charges	3,600.00
State and Federal Aid Receivable	
Other Receivables	3,304.00
Total	1,569,359.52
LIABILITIES, RESERVES, AND SURPLUS	
Cash Liabilities	824,871.03
Reserves for Receivables	44,053.60
Surplus Dec. 31, 1980	700,434.89
Total	1,569,359.52

*Includes County Health Service Taxes or County Vocational School Taxes. See Table 13, pgs. 675, 676.

0201

Population 1970 6,250
Population 1980 5,901
S & P Rating
Moody Rating A

General Tax Rate Per $100. 2.95
State Equolized Tax Rate 2.48

ALLENDALE BOROUGH — BERGEN COUNTY

Form of Government:
Borough Council
Number of Members on Governing Body 6

PER CAPITA:

Gross Debt	1,108.97
Net Debt	777.66
Debt Service	78.60
Total Tax Levy	869.52
Municipal Expenditures	459.97

PER CENT:

Gross Debt	3.73
Net Debt	2.62
Tax Levy Collected	97.37
Tax Levy Concelled, Abated or Adjusted	.03

EXPENDITURES	
GENERAL GOVERNMENT	
Governing Body & Public Boards	
Municipal Clerk	
Finoncial Administration	7,250.00
Assessment of Taxes	19,775.00
Collection of Taxes	23,350.00
Plonning, Housing & Development	16,379.99
Human Resources	6,826.00
Elections	
General Administration (other)	229,950.76
JUDICIARY	
Municipal Courts	8,250.00
PUBLIC SAFETY	
Fire Protection	45,020.00
Police Protection	496,530.00
Civil Defense & Disaster Control	360.00
Environmental Inspection & Control	18,670.00
Other Public Safety	
PUBLIC WORKS	
Streets and Drainoge	145,600.00
Sewers and Sewoge Processing	328,328.00
Garbage and Trash Disposal	185,989.52
Public Buildings and Grounds	66,382.00
Other Public Works	33,000.00
HEALTH and WELFARE	
Health Services Except Environmental	18,030.00
Welfare-Public Assistance	2,000.00
Hospitals, Clinics, First Aid	2,000.00
Animal, Insect, & Rodent Control	
Other Welfare Services	
RECREATION and CONSERVATION	
Beaches and Boardwalks	
Parks, Playgrounds, Shade Trees	52,086.00
Land Reclamation & Conservation	
Other Recreational Services	67,500.00
EDUCATION (excluding schools)	
Libraries	79,313.00
Other Educational Services	
STATUTORY EXPENDITURES	
Pensions & F. I. C. A.	115,003.00
Employee Fringe Benefits	32,000.00
Other Statutory Expenditures	4,000.00
CETA And Other Public Employment Programs	
MUNICIPAL FUNCTIONS TOTAL	2,003,413.27
CAPITAL IMPROVEMENTS *MEMO*	115,000.00
DEBT SERVICE	
Principal Payments	195,000.00
Interest Payments	268,846.60
DEFERRED CHARGES	
SCHOOL, COUNTY, SPECIAL DISTRICT TAXES	3,934,944.68
RESERVE FOR UNCOLLECTED TAXES	247,007.40
EXPENDITURES TOTAL	6,649,211.95

REVENUES-REALIZED		
1980 Property Taxes Collected		4,995,798.69
1980 Payments in Lieu of Taxes		
Delinquent Tox & Lien Collections		113,326.98
Business Personalty Replocement Taxes		46,442.04
Taxes from Public Utilities		657,383.00
Other Miscellaneous Tax Revenues		
Stote Aid Revenues		43,212.48
Federal Aid Revenues		
State and Local Fiscol Assistance Act Utilized		68,187.00
Sale of Acquired Property		
Other Miscellaneous Revenues		479,705.72
	Total	6,404,055.91
Prior Years Surplus Appropriated		550,000.00
REVENUES	TOTAL	6,954,055.91
Reserve For Uncollected Taxes		247,007.40
CAPITAL OUTLAY	TOTAL	105,586.19
Public Enterprises		
Recreotion—Culture		11,326.59
Public Works		27,397.77
Buildings ond Grounds		59,429.33
Library ond Education		
Conservation		7,432.50
All Other		

CAPITAL DEBT AUTHORIZED, DECEMBER 31, 1980

ISSUED AND UNISSUED	GROSS DEBT	NET DEBT
School	1,820,003	
Self-liquidating	135,000	
Other	4,589,000	4,589,000
Totol	6,544,003	4,589,000

ISSUED AND OUTSTANDING	
School	1,820,003.66
Self-Liquidating	135,000.00
Other	4,370,000.00
Totol	6,325,003.66
EQUALIZED VALUATION BASIS FOR NET DEBT COMPUTATION	175,220,134

REAL PROPERTY VALUATIONS

Code	Class	# of Parcels	% VAL'N	ASSESSED VALUATION
1	Vacont Lond	125	3.23	5,530,100.00
2	Residentiol	1627	84.41	144,653,700.00
3	Form	15	.53	899,200.00
4a	Commercial	48	10.66	18,275,800.00
4b	Industrial	5	1.17	2,012,000.00
4c	Aportments			
Total		1820		171,370,800.00

Land Area 2.80 Sq. Miles

Net Valuation Taxable-Municipal	172,292,646
Net Valuation Taxable-County	184,418,199
State Equalized Valuation	204,365,848
State Equalization Ratio	84.24

1980 PROPERTY TAX

STATE EQUALIZED TAX RATE →		
Local District School Taxes	.91	1,851,058.25
Regional & Consolidated School Tax	.69	1,414,218.57
School Taxes in Municipol Budget		
County Taxes	.33	669,667.86
County Library Taxes		
Local Municipal Purpose Taxes	.56	1,140,979.81
Veteran & Senior Citizen Taxes		31,690.00
Total Taxes for Rate Computation	2.49	5,107,614.49
Special District Taxes		
Bank Corp. Taxes		7,035.28
Added and Omitted Taxes		48,095.56
Total Taxes Levied - ABSTRACT		5,131,055.33
Total Taxes Billed		5,130,728.61
1980 TAXES COLLECTED		4,995,798.69
1980 Taxes Concelled, Abated or Adjusted		1,614.80
Transfer to Tax Title Liens or Foreclosed		91.45
Balance Outstanding Dec. 31, 1980		133,223.67

PRIOR YEARS TAXES OUTSTANDING	
Balance January 1, 1980	113,328.98
Collected in 1980	113,326.98
Cancelled, Abated or Adjusted 1980	
Transfers to Tax Title Liens or Foreclosed	
Balance December 31, 1980	2.00
TAX TITLE LIENS OUTSTANDING	
Balance January 1, 1980	1,731.09
Transfer From Taxes	91.45
Redeemed in 1980	
Cancelled, Abated or Adjusted (1980)	
Transfers to Foreclosed Property	
Balance December 31, 1980	1,822.54
PROPERTY ACQUIRED BY DEED OR FORECLOSURE	
Balance January 1, 1980	4,900.00
Transfers From Taxes or Liens	
Sale for Cosh (1980)	
Cancelled, Abated or Adjusted (1980)	
Balance December 31, 1980	4,900.00

CURRENT FINANCES DECEMBER 31, 1980

ASSETS	
Cash Dec. 31, 1980	780,025.12
Taxes Receivable	133,225.67
Tax Title Liens	1,822.54
Foreclosed Property	4,900.00
Emergencies & Other Deferred Charges	
State and Federol Aid Receivable	
Other Receivobles	877.43
Totol	920,850.76
LIABILITIES, RESERVES, AND SURPLUS	
Cosh Liabilities	128,933.57
Reserves for Receivables	140,825.64
Surplus Dec. 31, 1980	651,091.55
Total	920,850.76

1980 3000

1301

Population 1970 1,015
Population 1980 912
S & P Rating
Moody Rating

General Tax Rate Per $100. 2.96
State Equalized Tax Rate 1.51

ALLENHURST BOROUGH — MONMOUTH CO.

Form of Government:
Commission (1911)
Number of Members on Governing Body 3

PER CAPITA		PER CENT:	
Gross Debt	581.80	Gross Debt	1.86
Net Debt	462.85	Net Debt	1.48
Debt Service	65.17	Tax Levy Collected	96.87
Total Tax Levy	527.00	Tax Levy Cancelled, Abated or Adjusted	.04
Municipal Expenditures	980.42		

EXPENDITURES	
GENERAL GOVERNMENT	
Governing Body & Public Boards	
Municipal Clerk	
Financial Administration	6,032.67
Assessment of Taxes	1,550.00
Collection of Taxes	450.00
Planning, Housing & Development	1,886.66
Human Resources	
Elections	1,200.00
General Administration (other)	158,441.20
JUDICIARY	
Municipal Courts	4,760.00
PUBLIC SAFETY	
Fire Protection	24,800.00
Police Protection	225,500.00
Civil Defense & Disaster Control	
Environmental Inspection & Control	1,600.00
Other Public Safety	
PUBLIC WORKS	
Streets and Drainage	51,925.00
Sewers and Sewage Processing	
Garbage and Trash Disposal	47,091.13
Public Buildings and Grounds	14,000.00
Other Public Works	
HEALTH and WELFARE	
Health Services Except Environmental	2,820.00
Welfare-Public Assistance	600.00
Hospitals, Clinics, First Aid	600.00
Animal, Insect, & Rodent Control	
Other Welfare Services	
RECREATION and CONSERVATION	
Beaches and Boardwalks	137,200.00
Parks, Playgrounds, Shade Trees	3,366.49
Land Reclamation & Conservation	
Other Recreational Services	250.00
EDUCATION (excluding schools)	
Libraries	
Other Educational Services	
STATUTORY EXPENDITURES	
Pensions & F. I. C. A.	72,492.55
Employee Fringe Benefits	16,430.18
Other Statutory Expenditures	2,214.84
CETA And Other Public Employment Programs	18,240.00
MUNICIPAL FUNCTIONS TOTAL	793,450.72
CAPITAL IMPROVEMENTS *MEMO*	
DEBT SERVICE	
Principal Payments	51,000.00
Interest Payments	8,436.36
DEFERRED CHARGES	17,500.00
SCHOOL, COUNTY, SPECIAL DISTRICT TAXES	244,990.66
RESERVE FOR UNCOLLECTED TAXES	23,752.55
EXPENDITURES TOTAL	1,139,130.29

REVENUES-REALIZED		
1980 Property Taxes Collected		454,451.18
1980 Payments in Lieu of Taxes		
Delinquent Tax & Lien Collections		14,346.13
Business Personalty Replacement Taxes		11,771.28
Taxes from Public Utilities		173,614.00
Other Miscellaneous Tax Revenues		
State Aid Revenues		7,313.59
Federal Aid Revenues		17,699.64
State and Local Fiscal Assistance Act Utilized		15,844.00
Sale of Acquired Property		
Other Miscellaneous Revenues		345,113.49
	Total	1,040,153.31
Prior Years Surplus Appropriated		80,000.00
REVENUES	TOTAL	1,120,153.31
Reserve For Uncollected Taxes		23,752.55
CAPITAL OUTLAY	TOTAL	74,787.21
Public Enterprises		4,705.95
Recreation—Culture		31,557.18
Public Works		38,471.63
Buildings and Grounds		52.45
Library and Education		
Conservation		
All Other		

CAPITAL DEBT AUTHORIZED, DECEMBER 31, 1980

ISSUED AND UNISSUED	GROSS DEBT	NET DEBT
School		
Self-liquidating	242,500	134,018
Other	288,099	288,099
Total	530,599	422,117

ISSUED AND OUTSTANDING	
School	
Self-Liquidating	215,500.00
Other	204,215.58
Total	419,715.58
EQUALIZED VALUATION BASIS FOR NET DEBT COMPUTATION	28,572,168

REAL PROPERTY VALUATIONS

Code	Class	# of Parcels	% VAL'N	ASSESSED VALUATION
1	Vacant Land	11	1.37	214,800.00
2	Residential	288	72.71	11,379,095.00
3	Farm			
4a	Commercial	26	19.20	3,004,530.00
4b	Industrial	1	5.84	913,400.00
4c	Apartments	4	.88	137,700.00
Total		330		15,649,525.00

Land Area .30 Sq. Miles

Net Valuation Taxable-Municipal	15,847,680
Net Valuation Taxable-County	30,185,015
State Equalized Valuation	30,831,543
State Equalization Ratio	51.09

1980 PROPERTY TAX		
STATE EQUALIZED TAX RATE		
Local District School Taxes	.23	70,400.00
Regional & Consolidated School Tax		
School Taxes in Municipal Budget		
County Taxes	.54	168,236.47
County Library Taxes	.02	6,354.19
Local Municipal Purpose Taxes	.72	223,987.97
Veteran & Senior Citizen Taxes		5,140.00
Total Taxes for Rate Computation	1.51	474,118.63
Special District Taxes		
Bank Corp. Taxes		11,644.42
Added and Omitted Taxes		
Total Taxes Levied - ABSTRACT		480,623.05
Total Taxes Billed		469,135.97
1980 TAXES COLLECTED		454,451.18
1980 Taxes Cancelled, Abated or Adjusted		177.60
Transfer to Tax Title Liens or Foreclosed		
Balance Outstanding Dec. 31, 1980		14,507.19

PRIOR YEARS TAXES OUTSTANDING	
Balance January 1, 1980	16,584.57
Collected in 1980	14,346.13
Cancelled, Abated or Adjusted 1980	
Transfers to Tax Title Liens or Foreclosed	
Balance December 31, 1980	2,238.44
TAX TITLE LIENS OUTSTANDING	
Balance January 1, 1980	
Transfer From Taxes	
Redeemed in 1980	
Cancelled, Abated or Adjusted (1980)	
Transfers to Foreclosed Property	
Balance December 31, 1980	
PROPERTY ACQUIRED BY DEED OR FORECLOSURE	
Balance January 1, 1980	
Transfers From Taxes or Liens	
Sale for Cash (1980)	
Cancelled, Abated or Adjusted (1980)	
Balance December 31, 1980	

CURRENT FINANCES DECEMBER 31, 1980		
ASSETS		
Cash Dec. 31, 1980		281,105.80
Taxes Receivable		16,745.63
Tax Title Liens		
Foreclosed Property		
Emergencies & Other Deferred Charges		9,419.01
State and Federal Aid Receivable		
Other Receivables		90,872.25
	Total	398,142.69
LIABILITIES, RESERVES, AND SURPLUS		
Cash Liabilities		115,717.13
Reserves for Receivables		100,690.63
Surplus Dec. 31, 1980		181,734.93
	Total	398,142.69

980/3000

1302

Population 1970 1,605
Population 1980 1,562
S & P Rating
Moody Rating

General Tax Rate Per $100. 4.07
State Equalized Tax Rate 2.98

ALLENTOWN BOROUGH — MONMOUTH CO.

Form of Government:
Borough Council
Number of Members on Governing Body 6

PER CAPITA		PER CENT	
Gross Debt	787.43	Gross Debt	5.76
Net Debt	303.18	Net Debt	2.22
Debt Service	2.23	Tax Levy Collected	96.39
Total Tax Levy	462.32	Tax Levy Cancelled, Abated or Adjusted	.01
Municipal Expenditures	233.23		

EXPENDITURES	
GENERAL GOVERNMENT	
Governing Body & Public Boards	
Municipal Clerk	
Financial Administration	8,986.00
Assessment of Taxes	6,800.00
Collection of Taxes	5,160.00
Planning, Housing & Development	8,512.00
Human Resources	400.00
Elections	431.00
General Administration (other)	79,951.00
JUDICIARY	
Municipal Courts	11,982.00
PUBLIC SAFETY	
Fire Protection	21,275.00
Police Protection	117,544.00
Civil Defense & Disaster Control	255.00
Environmental Inspection & Control	7,470.00
Other Public Safety	
PUBLIC WORKS	
Streets and Drainage	20,790.00
Sewers and Sewage Processing	
Garbage and Trash Disposal	16,050.00
Public Buildings and Grounds	11,804.00
Other Public Works	
HEALTH and WELFARE	
Health Services Except Environmental	
Welfare-Public Assistance	2,957.00
Hospitals, Clinics, First Aid	
Animal, Insect, & Rodent Control	
Other Welfare Services	
RECREATION and CONSERVATION	
Beaches and Boardwalks	
Parks, Playgrounds, Shade Trees	381.00
Land Reclamation & Conservation	7,942.00
Other Recreational Services	11,752.00
EDUCATION (excluding schools)	
Libraries	4,100.00
Other Educational Services	
STATUTORY EXPENDITURES	
Pensions & F. I. C. A.	14,800.00
Employee Fringe Benefits	4,776.00
Other Statutory Expenditures	200.00
CETA And Other Public Employment Programs	10,600.00
MUNICIPAL FUNCTIONS TOTAL	374,918.00
CAPITAL IMPROVEMENTS *MEMO*	
DEBT SERVICE	
Principal Payments	
Interest Payments	4,380.00
DEFERRED CHARGES	2,135.42
SCHOOL, COUNTY, SPECIAL DISTRICT TAXES	714,021.31
RESERVE FOR UNCOLLECTED TAXES	76,172.61
EXPENDITURES TOTAL	1,171,627.34

REVENUES-REALIZED		
1980 Property Taxes Collected		869,893.33
1980 Payments in Lieu of Taxes		
Delinquent Tax & Lien Collections		23,845.43
Business Personalty Replacement Taxes		7,196.44
Taxes from Public Utilities		38,950.00
Other Miscellaneous Tax Revenues		
State Aid Revenues		25,707.84
Federal Aid Revenues		10,561.13
State and Local Fiscal Assistance Act Utilized		11,655.61
Sale of Acquired Property		
Other Miscellaneous Revenues		84,159.48
	Total	1,071,969.26
Prior Years Surplus Appropriated		110,000.00
REVENUES	TOTAL	1,181,969.26
Reserve For Uncollected Taxes		76,172.61
CAPITAL OUTLAY	TOTAL	4,612.65
Public Enterprises		3,877.65
Recreation—Culture		
Public Works		
Buildings and Grounds		735.00
Library and Education		
Conservation		
All Other		

CAPITAL DEBT AUTHORIZED, DECEMBER 31, 1980

ISSUED AND UNISSUED	GROSS DEBT	NET DEBT
School	68,110	
Self-liquidating	1,365,823	483,831
Other	111,000	111,000
Total	1,544,934	594,831

ISSUED AND OUTSTANDING	
School	68,110.34
Self-Liquidating	1,135,846.45
Other	73,000.00
Total	1,276,956.79
EQUALIZED VALUATION BASIS FOR NET DEBT COMPUTATION	26,800,323

REAL PROPERTY VALUATIONS

Code	Class	# of Parcels	% VAL'N	ASSESSED VALUATION
1	Vacant Land	29	.88	190,500.00
2	Residential	526	85.19	18,371,900.00
3	Farm	5	.11	22,550.00
4a	Commercial	36	9.43	2,033,250.00
4b	Industrial			
4c	Apartments	2	4.39	947,300.00
Total		598		21,565,500.00

Land Area .60 Sq. Miles

Net Valuation Taxable-Municipal	22,107,665
Net Valuation Taxable-County	26,961,920
State Equalized Valuation	29,954,909
State Equalization Ratio	73.39

1980 PROPERTY TAX		
STATE EQUALIZED TAX RATE		
Local District School Taxes		
Regional & Consolidated School Tax	1.87	562,518.87
School Taxes in Municipal Budget		
County Taxes	.48	* 146,080.87
County Library Taxes	.02	5,421.57
Local Municipal Purpose Taxes	.62	185,700.00
Veteran & Senior Citizen Taxes		11,980.00
Total Taxes for Rate Computation	2.99	911,701.31
Special District Taxes		
Bank Corp. Taxes		4,690.12
Added and Omitted Taxes		2,655.83
Total Taxes Levied - ABSTRACT		907,067.26
Total Taxes Billed		902,437.85
1980 TAXES COLLECTED		869,893.33
1980 Taxes Cancelled, Abated or Adjusted		81.40
Transfer to Tax Title Liens or Foreclosed		2,486.77
Balance Outstanding Dec. 31, 1980		29,976.35

PRIOR YEARS TAXES OUTSTANDING	
Balance January 1, 1980	24,926.48
Collected in 1980	23,845.43
Cancelled, Abated or Adjusted 1980	.50
Transfers to Tax Title Liens or Foreclosed	760.55
Balance December 31, 1980	320.00
TAX TITLE LIENS OUTSTANDING	
Balance January 1, 1980	5,017.31
Transfer From Taxes	3,446.64
Redeemed in 1980	
Cancelled, Abated or Adjusted (1980)	
Transfers to Foreclosed Property	
Balance December 31, 1980	8,463.95
PROPERTY ACQUIRED BY DEED OR FORECLOSURE	
Balance January 1, 1980	8,700.00
Transfers From Taxes or Liens	
Sale for Cash (1980)	
Cancelled, Abated or Adjusted (1980)	
Balance December 31, 1980	8,700.00

CURRENT FINANCES DECEMBER 31, 1980 ASSETS	
Cash Dec. 31, 1980	213,952.47
Taxes Receivable	30,296.35
Tax Title Liens	8,463.95
Foreclosed Property	8,700.00
Emergencies & Other Deferred Charges	15,000.00
State and Federal Aid Receivable	442.00
Other Receivables	7,796.98
Total	284,651.75
LIABILITIES, RESERVES, AND SURPLUS	
Cash Liabilities	39,073.10
Reserves for Receivables	55,257.28
Surplus Dec. 31, 1980	190,321.37
Total	284,651.75

*Includes County Health Service Taxes or County Vocational School Taxes. See Table 13, pgs. 675,676.

1701

Population 1970 2,555
Population 1980 2,680
S & P Rating
Moody Rating

General Tax Rate Per $100. 3.54
State Equalized Tax Rate 2.11

ALLOWAY TOWNSHIP – SALEM CO.

Form of Government:
Township Committee
Number of Members on Governing Body 3

PER CAPITA:
Gross Debt 67.16
Net Debt
Debt Service
Total Tax Levy 341.28
Municipal Expenditures 210.30

PER CENT:
Gross Debt .50
Net Debt
Tax Levy Collected 85.97
Tax Levy Cancelled, Abated or Adjusted .24

EXPENDITURES	
GENERAL GOVERNMENT	
Governing Body & Public Boards	
Municipal Clerk	
Financial Administration	20,500.00
Assessment of Taxes	3,900.00
Collection of Taxes	10,300.00
Planning, Housing & Development	3,920.00
Human Resources	
Elections	550.00
General Administration (other)	54,894.92
JUDICIARY	
Municipal Courts	9,400.00
PUBLIC SAFETY	
Fire Protection	13,886.50
Police Protection	22,945.93
Civil Defense & Disaster Control	1,500.00
Environmental Inspection & Control	6,900.00
Other Public Safety	
PUBLIC WORKS	
Streets and Drainage	136,200.00
Sewers and Sewage Processing	
Garbage and Trash Disposal	700.00
Public Buildings and Grounds	73,700.00
Other Public Works	
HEALTH and WELFARE	
Health Services Except Environmental	960.00
Welfare-Public Assistance	1,700.00
Hospitals, Clinics, First Aid	800.00
Animal, Insect, & Radent Control	6,580.00
Other Welfare Services	
RECREATION and CONSERVATION	
Beaches and Boardwalks	
Parks, Playgrounds, Shade Trees	1,525.00
Land Reclamation & Conservation	
Other Recreational Services	5.00
EDUCATION (excluding schools)	
Libraries	
Other Educational Services	50,417.65
STATUTORY EXPENDITURES	
Pensions & F. I. C. A.	7,800.00
Employee Fringe Benefits	1,600.00
Other Statutory Expenditures	600.00
CETA And Other Public Employment Programs	
MUNICIPAL FUNCTIONS TOTAL	431,285.00
CAPITAL IMPROVEMENTS *MEMO*	
DEBT SERVICE	
Principal Payments	
Interest Payments	
DEFERRED CHARGES	
SCHOOL, COUNTY, SPECIAL DISTRICT TAXES	906,585.76
RESERVE FOR UNCOLLECTED TAXES	132,313.30
EXPENDITURES TOTAL	1,470,184.06

REVENUES-REALIZED	
1980 Property Taxes Collected	785,961.62
1980 Payments in Lieu of Taxes	
Delinquent Tax & Lien Collections	90,839.39
Business Personalty Replacement Taxes	29,017.88
Taxes from Public Utilities	196,626.00
Other Miscellaneous Tax Revenues	
State Aid Revenues	17,898.46
Federal Aid Revenues	
State and Local Fiscal Assistance Act Utilized	20,763.23
Sale of Acquired Property	
Other Miscellaneous Revenues	46,859.63
Total	1,187,966.21
Prior Years Surplus Appropriated	217,983.09
REVENUES TOTAL	1,405,949.30
Reserve For Uncollected Taxes	132,313.30

CAPITAL OUTLAY	TOTAL
Public Enterprises	
Recreation—Culture	
Public Works	
Buildings and Grounds	
Library and Education	
Conservation	
All Other	

CAPITAL DEBT AUTHORIZED, DECEMBER 31, 1980

ISSUED AND UNISSUED	GROSS DEBT	NET DEBT
Schaal	180,000	
Self-liquidating		
Other		
Total	180,000	

ISSUED AND OUTSTANDING	
Schaal	180,000.00
Self-Liquidating	
Other	
Total	180,000.00
EQUALIZED VALUATION BASIS FOR NET DEBT COMPUTATION	35,977,099

REAL PROPERTY VALUATIONS

Code	Class	# of Parcels	% VAL'N	ASSESSED VALUATION
1	Vacant Land	573	7.43	1,870,700.00
2	Residential	720	63.70	16,044,080.00
3	Farm	529	25.12	6,327,750.00
4a	Commercial	28	3.75	945,800.00
4b	Industrial			
4c	Apartments			
Total		1850		25,188,330.00

Land Area 34.35 Sq. Miles

Net Valuation Taxable-Municipal	25,624,241
Net Valuation Taxable-County	37,681,890
State Equalized Valuation	42,599,168
State Equalization Ratio	59.74

1980 PROPERTY TAX		
STATE EQUALIZED TAX RATE		
Local District School Taxes	1.37	587,657.00
Regional & Consolidated School Tax		
School Taxes in Municipal Budget		
County Taxes	.74	318,928.76
County Library Taxes		
Local Municipal Purpose Taxes		
Veteran & Senior Citizen Taxes		28,880.00
Total Taxes for Rate Computation	2.11	935,465.76
Special District Taxes		
Bank Corp. Taxes		1,597.76
Added and Omitted Taxes		6,447.46
Total Taxes Levied - ABSTRACT		914,630.98
Total Taxes Billed		914,225.27
1980 TAXES COLLECTED		785,961.62
1980 Taxes Cancelled, Abated or Adjusted		2,171.05
Transfer to Tax Title Liens or Foreclosed		8,506.18
Balance Outstanding Dec. 31, 1980		117,586.42
PRIOR YEARS TAXES OUTSTANDING		
Balance January 1, 1980		93,102.87
Collected in 1980		86,315.76
Cancelled, Abated or Adjusted 1980		49.05
Transfers to Tax Title Liens or Foreclosed		4,256.04
Balance December 31, 1980		2,482.02
TAX TITLE LIENS OUTSTANDING		
Balance January 1, 1980		13,576.81
Transfer Fram Taxes		13,207.86
Redeemed in 1980		4,523.63
Cancelled, Abated or Adjusted (1980)		
Transfers to Foreclosed Property		
Balance December 31, 1980		22,261.04
PROPERTY ACQUIRED BY DEED OR FORECLOSURE		
Balance January 1, 1980		127,600.00
Transfers Fram Taxes or Liens		
Sale for Cash (1980)		
Cancelled, Abated or Adjusted (1980)		
Balance December 31, 1980		127,600.00

CURRENT FINANCES DECEMBER 31, 1980 ASSETS	
Cash Dec. 31, 1980	340,985.22
Taxes Receivable	120,068.44
Tax Title Liens	22,261.04
Foreclosed Property	127,600.00
Emergencies & Other Deferred Charges	
State and Federal Aid Receivable	4,910.71
Other Receivables	923.92
Total	616,749.33
LIABILITIES, RESERVES, AND SURPLUS	
Cash Liabilities	142,871.96
Reserves for Receivables	270,853.40
Surplus Dec. 31, 1980	203,023.97
Total	616,749.33

980, 3000

2102

Papulation 1970 2,835
Papulation 1980 2,644
S & P Rating
Maady Rating

General Tax Rate Per $100. 3.78
State Equalized Tax Rate 1.67

ALPHA BOROUGH — WARREN CO.

Form of Government:
Borough Council
Number of Members on Governing Body 6

PER CAPITA		PER CENT.	
Grass Debt	268.91	Grass Debt	2.05
Net Debt	36.69	Net Debt	.28
Debt Service	1.30	Tax Levy Collected	95.93
Total Tax Levy	271.96	Tax Levy Cancelled, Abated or Adjusted	1.67
Municipal Expenditures	164.46		

EXPENDITURES	
GENERAL GOVERNMENT	
Governing Body & Public Boards	
Municipal Clerk	
Financial Administration	7,850.00
Assessment of Taxes	31,600.00
Collection of Taxes	4,200.00
Planning, Housing & Development	10,150.00
Human Resources	
Elections	500.00
General Administration (other)	55,630.00
JUDICIARY	
Municipal Courts	4,800.00
PUBLIC SAFETY	
Fire Protection	15,140.00
Police Protection	75,450.00
Civil Defense & Disaster Control	45.00
Environmental Inspection & Control	
Other Public Safety	
PUBLIC WORKS	
Streets and Drainage	49,521.00
Sewers and Sewage Processing	
Garbage and Trash Disposal	63,156.00
Public Buildings and Grounds	12,021.00
Other Public Works	
HEALTH and WELFARE	
Health Services Except Environmental	700.00
Welfare-Public Assistance	400.00
Hospitals, Clinics, First Aid	
Animal, Insect, & Rodent Control	
Other Welfare Services	
RECREATION and CONSERVATION	
Beaches and Boardwalks	
Parks, Playgrounds, Shade Trees	
Land Reclamation & Conservation	
Other Recreational Services	
EDUCATION (excluding schools)	
Libraries	6,210.00
Other Educational Services	
STATUTORY EXPENDITURES	
Pensions & F. I. C. A.	20,575.00
Employee Fringe Benefits	
Other Statutory Expenditures	700.00
CETA And Other Public Employment Programs	
MUNICIPAL FUNCTIONS TOTAL	358,648.00
CAPITAL IMPROVEMENTS *MEMO*	
DEBT SERVICE	
Principal Payments	848.66
Interest Payments	2,579.19
DEFERRED CHARGES	2,958.00
SCHOOL, COUNTY, SPECIAL DISTRICT TAXES	637,636.99
RESERVE FOR UNCOLLECTED TAXES	69,796.90
EXPENDITURES TOTAL	1,072,467.74

REVENUES-REALIZED		
1980 Property Taxes Collected		688,532.65
1980 Payments in Lieu of Taxes		
Delinquent Tax & Lien Collections		23,398.98
Business Personalty Replacement Taxes		32,495.36
Taxes from Public Utilities		81,308.00
Other Miscellaneous Tax Revenues		
State Aid Revenues		33,547.86
Federal Aid Revenues		
State and Local Fiscal Assistance Act Utilized		21,156.00
Sale of Acquired Property		
Other Miscellaneous Revenues		145,225.36
	Total	1,025,664.21
Prior Years Surplus Appropriated		131,169.11
REVENUES	TOTAL	1,156,833.32
Reserve For Uncollected Taxes		69,796.90
CAPITAL OUTLAY	TOTAL	195,570.22
Public Enterprises		
Recreation—Culture		195,328.00
Public Works		242.22
Buildings and Grounds		
Library and Education		
Conservation		
All Other		

CAPITAL DEBT AUTHORIZED, DECEMBER 31, 1980

ISSUED AND UNISSUED	GROSS DEBT	NET DEBT
School	160,000	
Self-liquidating	454,000	
Other	97,000	97,000
Total	711,000	97,000

ISSUED AND OUTSTANDING	
School	160,000.00
Self-Liquidating	454,000.00
Other	97,000.00
Total	711,000.00
EQUALIZED VALUATION BASIS FOR NET DEBT COMPUTATION	34,645,576

REAL PROPERTY VALUATIONS

Code	Class	# of Parcels	% VAL'N	ASSESSED VALUATION
1	Vacant Land	113	1.49	278,700.00
2	Residential	720	68.42	12,827,450.00
3	Farm	13	1.75	327,500.00
4a	Commercial	47	10.27	1,925,325.00
4b	Industrial	14	11.17	2,094,800.00
4c	Apartments	5	6.91	1,294,900.00
Total		912		18,748,675.00

Land Area 1.70 Sq. Miles

Net Valuation Taxable-Municipal	18,889,150
Net Valuation Taxable-County	34,021,352
State Equalized Valuation	42,340,685
State Equalization Ratio	44.43

1980 PROPERTY TAX		
STATE EQUALIZED TAX RATE		
Local District School Taxes	1.05	445,195.00
Regional & Consolidated School Tax		
School Taxes in Municipal Budget		
County Taxes	.45	* 192,441.99
County Library Taxes		
Local Municipal Purpose Taxes	.18	75,000.00
Veteran & Senior Citizen Taxes		33,580.00
Total Taxes for Rate Computation	1.68	746,216.99
Special District Taxes		
Bank Corp. Taxes		2,601.21
Added and Omitted Taxes		3,823.86
Total Taxes Levied - ABSTRACT		719,062.06
Total Taxes Billed		717,721.47
1980 TAXES COLLECTED		688,532.65
1980 Taxes Cancelled, Abated or Adjusted		11,979.13
Transfer to Tax Title Liens or Foreclosed		1,890.00
Balance Outstanding Dec. 31, 1980		15,319.69

PRIOR YEARS TAXES OUTSTANDING	
Balance January 1, 1980	24,397.09
Collected in 1980	23,136.53
Cancelled, Abated or Adjusted 1980	.21
Transfers to Tax Title Liens or Foreclosed	706.16
Balance December 31, 1980	554.19
TAX TITLE LIENS OUTSTANDING	
Balance January 1, 1980	4,927.66
Transfer From Taxes	2,677.61
Redeemed in 1980	262.45
Cancelled, Abated or Adjusted (1980)	
Transfers to Foreclosed Property	
Balance December 31, 1980	7,342.82
PROPERTY ACQUIRED BY DEED OR FORECLOSURE	
Balance January 1, 1980	192.50
Transfers From Taxes or Liens	
Sale for Cash (1980)	
Cancelled, Abated or Adjusted (1980)	
Balance December 31, 1980	192.50

CURRENT FINANCES DECEMBER 31, 1980 ASSETS	
Cash Dec. 31, 1980	471,495.93
Taxes Receivable	15,873.88
Tax Title Liens	7,342.82
Foreclosed Property	192.50
Emergencies & Other Deferred Charges	20,400.00
State and Federal Aid Receivable	3,365.09
Other Receivables	20,263.03
Total	538,933.25
LIABILITIES, RESERVES, AND SURPLUS	
Cash Liabilities	292,008.93
Reserves for Receivables	43,672.23
Surplus Dec. 31, 1980	203,252.09
Total	538,933.25

*Includes County Health Service Taxes or County Vocational School Taxes. See Table 13, pgs. 675, 676.

0202

Population 1970 1,350
Population 1980 1,549
S & P Rating
Moody Rating

General Tax Rate Per $100. 2.54
State Equalized Tax Rate 1.31

ALPINE BOROUGH —BERGEN CO.

Form of Government:
Borough Council
Number of Members on Governing Body 6

PER CAPITA:
Gross Debt 135.57
Net Debt
Debt Service
Total Tax Levy 1,110.94
Municipal Expenditures 594.68

PER CENT:
Gross Debt .19
Net Debt
Tax Levy Collected 94.30
Tax Levy Cancelled, Abated or Adjusted

EXPENDITURES	
GENERAL GOVERNMENT	
Governing Body & Public Boards	
Municipal Clerk	
Financial Administration	7,675.00
Assessment of Taxes	7,050.00
Collection of Taxes	5,110.00
Planning, Housing & Development	7,100.00
Human Resources	
Elections	560.45
General Administration (other)	82,950.00
JUDICIARY	
Municipal Courts	7,189.32
PUBLIC SAFETY	
Fire Protection	35,625.00
Police Protection	315,938.59
Civil Defense & Disaster Control	
Environmental Inspection & Control	13,300.00
Other Public Safety	
PUBLIC WORKS	
Streets and Drainage	63,608.13
Sewers and Sewage Processing	
Garbage and Trash Disposal	
Public Buildings and Grounds	20,364.85
Other Public Works	
HEALTH and WELFARE	
Health Services Except Environmental	12,525.00
Welfare-Public Assistance	1,200.00
Hospitals, Clinics, First Aid	
Animal, Insect, & Rodent Control	1,000.00
Other Welfare Services	
RECREATION and CONSERVATION	
Beaches and Boardwalks	
Parks, Playgrounds, Shade Trees	
Land Reclamation & Conservation	265.00
Other Recreational Services	4,400.00
EDUCATION (excluding schools)	
Libraries	
Other Educational Services	
STATUTORY EXPENDITURES	
Pensions & F. I. C. A.	55,963.86
Employee Fringe Benefits	13,167.26
Other Statutory Expenditures	3,000.00
CETA And Other Public Employment Programs	
MUNICIPAL FUNCTIONS TOTAL	657,992.46
CAPITAL IMPROVEMENTS *MEMO*	
DEBT SERVICE	
Principal Payments	
Interest Payments	
DEFERRED CHARGES	13,058.64
SCHOOL, COUNTY, SPECIAL DISTRICT TAXES	1,266,745.73
RESERVE FOR UNCOLLECTED TAXES	250,103.15
EXPENDITURES TOTAL	2,187,899.98

REVENUES-REALIZED	
1980 Property Taxes Collected	1,622,754.79
1980 Payments in Lieu of Taxes	34,300.00
Delinquent Tax & Lien Collections	64,108.88
Business Personalty Replacement Taxes	14,812.48
Taxes from Public Utilities	199,153.00
Other Miscellaneous Tax Revenues	
State Aid Revenues	9,437.98
Federal Aid Revenues	
State and Local Fiscal Assistance Act Utilized	16,405.00
Sale of Acquired Property	
Other Miscellaneous Revenues	65,657.98
Total	2,026,630.11
Prior Years Surplus Appropriated	150,000.00
REVENUES TOTAL	2,176,630.11
Reserve For Uncollected Taxes	250,103.15

CAPITAL OUTLAY	TOTAL
Public Enterprises	
Recreation—Culture	
Public Works	
Buildings and Grounds	
Library and Education	
Conservation	
All Other	

CAPITAL DEBT AUTHORIZED, DECEMBER 31, 1980

ISSUED AND UNISSUED	GROSS DEBT	NET DEBT
School	210,000	
Self-liquidating		
Other		
Total	210,000	

ISSUED AND OUTSTANDING	
School	
Self-Liquidating	
Other	
Total	

EQUALIZED VALUATION BASIS FOR NET DEBT COMPUTATION	110,403,268

REAL PROPERTY VALUATIONS

Code	Class	# of Parcels	% VAL'N	ASSESSED VALUATION
1	Vacant Land	96	8.77	5,859,400.00
2	Residential	444	83.46	55,783,975.00
3	Farm			
4a	Commercial	25	7.77	5,196,000.00
4b	Industrial			
4c	Apartments			
Total		565		66,839,375.00

Land Area 6.20 Sq. Miles

Net Valuation Taxable-Municipal	67,154,578
Net Valuation Taxable-County	101,520,105
State Equalized Valuation	129,548,333
State Equalization Ratio	51.72

1980 PROPERTY TAX		
STATE EQUALIZED TAX RATE		
Local District School Taxes	.72	932,688.00
Regional & Consolidated School Tax		
School Taxes in Municipal Budget		
County Taxes	.26	334,057.73
County Library Taxes		
Local Municipal Purpose Taxes	.34	438,594.31
Veteran & Senior Citizen Taxes		7,900.00
Total Taxes for Rate Computation	1.32	1,713,240.04
Special District Taxes		
Bank Corp. Taxes		
Added and Omitted Taxes		15,499.63
Total Taxes Levied - ABSTRACT		1,720,839.67
Total Taxes Billed		1,720,839.67
1980 TAXES COLLECTED		1,622,754.79
1980 Taxes Cancelled, Abated or Adjusted		
Transfer to Tax Title Liens or Foreclosed		
Balance Outstanding Dec. 31, 1980		98,084.88

PRIOR YEARS TAXES OUTSTANDING	
Balance January 1, 1980	63,289.04
Collected in 1980	59,701.39
Cancelled, Abated or Adjusted 1980	
Transfers to Tax Title Liens or Foreclosed	
Balance December 31, 1980	3,587.65
TAX TITLE LIENS OUTSTANDING	
Balance January 1, 1980	36,192.10
Transfer From Taxes	
Redeemed in 1980	4,407.49
Cancelled, Abated or Adjusted (1980)	
Transfers to Foreclosed Property	
Balance December 31, 1980	31,784.61
PROPERTY ACQUIRED BY DEED OR FORECLOSURE	
Balance January 1, 1980	
Transfers From Taxes or Liens	
Sale for Cash (1980)	
Cancelled, Abated or Adjusted (1980)	
Balance December 31, 1980	

CURRENT FINANCES DECEMBER 31, 1980 ASSETS	
Cash Dec. 31, 1980	650,470.34
Taxes Receivable	101,672.53
Tax Title Liens	31,784.61
Foreclosed Property	
Emergencies & Other Deferred Charges	20,965.84
State and Federal Aid Receivable	640.00
Other Receivables	5,422.34
Total	810,955.66
LIABILITIES, RESERVES, AND SURPLUS	
Cash Liabilities	190,490.40
Reserves for Receivables	139,519.48
Surplus Dec. 31, 1980	480,945.78
Total	810,955.66

1901

Population 1970	815
Population 1980	852
S & P Rating	
Moody Rating	

General Tax Rate Per $100. 2.31

State Equalized Tax Rate 1.92

ANDOVER BOROUGH — SUSSEX CO.

Form of Government:
Borough Council
Number of Members on Governing Body 6

PER CAPITA:		PER CENT:	
Gross Debt	109.24	Gross Debt	.78
Net Debt	8.52	Net Debt	.06
Debt Service		Tax Levy Collected	94.65
Total Tax Levy	340.90	Tax Levy Cancelled, Abated or Adjusted	
Municipal Expenditures	179.93		

EXPENDITURES		REVENUES-REALIZED	
GENERAL GOVERNMENT			
Governing Body & Public Boards			
Municipal Clerk		1980 Property Taxes Collected	285,472.35
Financial Administration	4,025.00	1980 Payments in Lieu of Taxes	
Assessment of Taxes	3,125.00	Delinquent Tax & Lien Collections	18,392.27
Collection of Taxes	3,775.00	Business Personalty Replacement Taxes	12,634.40
Planning, Housing & Development	2,519.02	Taxes from Public Utilities	56,586.00
Human Resources		Other Miscellaneous Tax Revenues	
Elections		State Aid Revenues	5,629.08
General Administration (other)	21,461.60	Federal Aid Revenues	
JUDICIARY		State and Local Fiscal Assistance Act Utilized	8,699.00
Municipal Courts	3,450.00	Sale of Acquired Property	
PUBLIC SAFETY		Other Miscellaneous Revenues	64,407.10
Fire Protection	14,849.00	Total	451,820.20
Police Protection	10,288.22	Prior Years Surplus Appropriated	90,000.00
Civil Defense & Disaster Control	760.00	REVENUES TOTAL	541,820.20
Environmental Inspection & Control	2,000.00	Reserve For Uncollected Taxes	43,924.23
Other Public Safety		CAPITAL OUTLAY TOTAL	4,461.79
PUBLIC WORKS			
Streets and Drainage	21,175.00	Public Enterprises	278.42
Sewers and Sewage Processing		Recreation—Culture	3,605.21
Garbage and Trash Disposal	2,040.00	Public Works	
Public Buildings and Grounds	6,175.18	Buildings and Grounds	578.16
Other Public Works		Library and Education	
HEALTH and WELFARE		Conservation	
Health Services Except Environmental	4,166.40	All Other	
Welfare-Public Assistance	325.00	CAPITAL DEBT AUTHORIZED, DECEMBER 31, 1980	
Hospitals, Clinics, First Aid	250.00	ISSUED AND UNISSUED — GROSS DEBT — NET DEBT	
Animal, Insect, & Rodent Control	900.00	School 74,840	
Other Welfare Services		Self-liquidating 15,000	
RECREATION and CONSERVATION		Other 7,600 — 7,600	
Beaches and Boardwalks		Total 97,440 — 7,600	
Parks, Playgrounds, Shade Trees	6,644.71		
Land Reclamation & Conservation		ISSUED AND OUTSTANDING	
Other Recreational Services	1,000.00	School	31,314.45
EDUCATION (excluding schools)		Self-Liquidating	
Libraries		Other	
Other Educational Services		Total	31,314.45
STATUTORY EXPENDITURES		EQUALIZED VALUATION BASIS	
Pensions & F. I. C. A.	2,684.00	FOR NET DEBT COMPUTATION	12,552,187
Employee Fringe Benefits		REAL PROPERTY VALUATIONS	
Other Statutory Expenditures	350.00	Code Class # of Parcels % VAL'N — ASSESSED VALUATION	
CETA And Other Public Employment Programs		1 Vacant Land 47 2.61 — 330,600.00	
MUNICIPAL FUNCTIONS TOTAL	111,463.13	2 Residential 189 63.83 — 8,080,330.00	
CAPITAL IMPROVEMENTS *MEMO*	2,000.00	3 Farm 20 2.94 — 372,000.00	
DEBT SERVICE		4a Commercial 45 25.40 — 3,215,600.00	
Principal Payments		4b Industrial 3 2.60 — 329,300.00	
Interest Payments		4c Apartments 2 2.61 — 331,000.00	
		Total 306 — 12,658,830.00	
DEFERRED CHARGES	5,112.01	Land Area 1.40 Sq. Miles	
SCHOOL, COUNTY, SPECIAL DISTRICT TAXES	301,567.53	Net Valuation Taxable-Municipal	13,056,098
RESERVE FOR UNCOLLECTED TAXES	43,924.23	Net Valuation Taxable-County	12,545,841
EXPENDITURES TOTAL	462,066.90	State Equalized Valuation	15,603,907
		State Equalization Ratio	83.25

1980 PROPERTY TAX		
STATE EQUALIZED TAX RATE →		
Local District School Taxes		
Regional & Consolidated School Tax	1.39	217,406.72
School Taxes in Municipal Budget		
County Taxes	.51	* 80,115.60
County Library Taxes	.03	4,045.21
Local Municipal Purpose Taxes		
Veteran & Senior Citizen Taxes		4,930.00
Total Taxes for Rate Computation	1.93	306,497.53
Special District Taxes		
Bank Corp. Taxes		2,484.59
Added and Omitted Taxes		34.65
Total Taxes Levied - ABSTRACT		304,086.77
Total Taxes Billed		301,602.18
1980 TAXES COLLECTED		285,472.35
1980 Taxes Cancelled, Abated or Adjusted		
Transfer to Tax Title Liens or Foreclosed		
Balance Outstanding Dec. 31, 1980		16,129.83
PRIOR YEARS TAXES OUTSTANDING		
Balance January 1, 1980		25,104.25
Collected in 1980		18,392.27
Cancelled, Abated or Adjusted 1980		
Transfers to Tax Title Liens or Foreclosed		
Balance December 31, 1980		6,711.98
TAX TITLE LIENS OUTSTANDING		
Balance January 1, 1980		
Transfer From Taxes		
Redeemed in 1980		
Cancelled, Abated or Adjusted (1980)		
Transfers to Foreclosed Property		
Balance December 31, 1980		
PROPERTY ACQUIRED BY DEED OR FORECLOSURE		
Balance January 1, 1980		
Transfers From Taxes or Liens		
Sale for Cash (1980)		
Cancelled, Abated or Adjusted (1980)		
Balance December 31, 1980		
CURRENT FINANCES DECEMBER 31, 1980		
ASSETS		
Cash Dec. 31, 1980		263,000.50
Taxes Receivable		22,841.81
Tax Title Liens		
Foreclosed Property		
Emergencies & Other Deferred Charges		9,157.22
State and Federal Aid Receivable		
Other Receivables		1,083.52
Total		296,083.05
LIABILITIES, RESERVES, AND SURPLUS		
Cash Liabilities		59,837.63
Reserves for Receivables		23,925.33
Surplus Dec. 31, 1980		212,320.09
Total		296,083.05

1980/3000

*Includes County Health Service Taxes or County Vocational School Taxes. See Table 13, pgs. 675, 676.

1902

Population 1970 3,055
Population 1980 4,506
S & P Rating
Moody Rating

General Tax Rate Per $100. 5.69
State Equalized Tax Rate 2.50

ANDOVER TOWNSHIP – SUSSEX CO.

Form of Government:
Township Committee
Number of Members on Governing Body 5

PER CAPITA:		PER CENT:	
Gross Debt	235.41	Gross Debt	1.16
Net Debt	114.64	Net Debt	.57
Debt Service	19.07	Tax Levy Collected	94.53
Total Tax Levy	576.25	Tax Levy Cancelled, Abated or Adjusted	.03
Municipal Expenditures	256.58		

EXPENDITURES	
GENERAL GOVERNMENT	
Governing Body & Public Boards	
Municipal Clerk	
Financial Administration	9,000.00
Assessment of Taxes	16,580.00
Collection of Taxes	12,980.00
Planning, Housing & Development	31,526.00
Human Resources	
Elections	
General Administration (other)	212,075.00
JUDICIARY	
Municipal Courts	12,067.00
PUBLIC SAFETY	
Fire Protection	17,400.00
Police Protection	220,218.00
Civil Defense & Disaster Control	1,100.00
Environmental Inspection & Control	19,550.00
Other Public Safety	
PUBLIC WORKS	
Streets and Drainage	128,747.00
Sewers and Sewage Processing	
Garbage and Trash Disposal	4,700.00
Public Buildings and Grounds	33,975.00
Other Public Works	
HEALTH and WELFARE	
Health Services Except Environmental	21,130.00
Welfare-Public Assistance	3,620.00
Hospitals, Clinics, First Aid	500.00
Animal, Insect, & Rodent Control	2,600.00
Other Welfare Services	
RECREATION and CONSERVATION	
Beaches and Boardwalks	
Parks, Playgrounds, Shade Trees	13,090.00
Land Reclamation & Conservation	
Other Recreational Services	
EDUCATION (excluding schools)	
Libraries	
Other Educational Services	
STATUTORY EXPENDITURES	
Pensions & F. I. C. A.	47,000.00
Employee Fringe Benefits	
Other Statutory Expenditures	6,000.00
CETA And Other Public Employment Programs	
MUNICIPAL FUNCTIONS TOTAL	813,958.00
CAPITAL IMPROVEMENTS *MEMO*	2,000.00
DEBT SERVICE	
Principal Payments	63,900.00
Interest Payments	22,023.00
DEFERRED CHARGES	
SCHOOL, COUNTY, SPECIAL DISTRICT TAXES	2,292,694.77
RESERVE FOR UNCOLLECTED TAXES	256,270.12
EXPENDITURES TOTAL	3,448,845.89

REVENUES-REALIZED		
1980 Property Taxes Collected		2,455,182.70
1980 Payments in Lieu of Taxes		
Delinquent Tax & Lien Collections		113,444.46
Business Personalty Replacement Taxes		62,434.28
Taxes from Public Utilities		152,762.00
Other Miscellaneous Tax Revenues		
State Aid Revenues		22,651.16
Federal Aid Revenues		
State and Local Fiscal Assistance Act Utilized		61,329.00
Sale of Acquired Property		
Other Miscellaneous Revenues		136,858.82
	Total	3,004,662.42
Prior Years Surplus Appropriated		410,000.00
REVENUES	TOTAL	3,414,662.42
Reserve For Uncollected Taxes		256,270.12
CAPITAL OUTLAY	TOTAL	31,550.13
Public Enterprises		
Recreation—Culture		4,700.00
Public Works		26,850.13
Buildings and Grounds		
Library and Education		
Conservation		
All Other		

CAPITAL DEBT AUTHORIZED, DECEMBER 31, 1980

ISSUED AND UNISSUED	GROSS DEBT	NET DEBT
School	544,159	
Self-liquidating		
Other	516,583	516,583
Total	1,060,742	516,583

ISSUED AND OUTSTANDING	
School	544,159.68
Self-Liquidating	
Other	320,000.00
Total	864,159.68
EQUALIZED VALUATION BASIS FOR NET DEBT COMPUTATION	91,266,228

REAL PROPERTY VALUATIONS

Code	Class	# of Parcels	% VAL'N	ASSESSED VALUATION
1	Vacant Land	439	7.55	3,379,530.00
2	Residential	1141	64.29	28,760,315.00
3	Farm	164	5.12	2,290,536.00
4a	Commercial	70	19.38	8,668,620.00
4b	Industrial	9	1.74	778,700.00
4c	Apartments	10	1.92	860,500.00
Total		1833		44,738,201.00

Land Area 21.20 Sq. Miles

Net Valuation Taxable-Municipal	45,044,269
Net Valuation Taxable-County	96,582,969
State Equalized Valuation	101,822,520
State Equalization Ratio	44.07

1980 PROPERTY TAX		
STATE EQUALIZED TAX RATE →		
Local District School Taxes		
Regional & Consolidated School Tax	1.61	1,642,542.03
School Taxes in Municipal Budget		
County Taxes	.61	* 618,769.41
County Library Taxes	.03	31,383.33
Local Municipal Purpose Taxes	.26	267,705.00
Veteran & Senior Citizen Taxes		27,110.00
Total Taxes for Rate Computation	2.51	2,587,509.77
Special District Taxes		
Bank Corp. Taxes		1,802.23
Added and Omitted Taxes		34,365.34
Total Taxes Levied - ABSTRACT		2,596,567.34
Total Taxes Billed		2,597,384.31
1980 TAXES COLLECTED		2,455,182.70
1980 Taxes Cancelled, Abated or Adjusted		802.29
Transfer to Tax Title Liens or Foreclosed		26,423.98
Balance Outstanding Dec. 31, 1980		114,975.34

PRIOR YEARS TAXES OUTSTANDING	
Balance January 1, 1980	140,518.87
Collected in 1980	95,070.69
Cancelled, Abated or Adjusted 1980	245.14
Transfers to Tax Title Liens or Foreclosed	9,842.64
Balance December 31, 1980	35,360.40
TAX TITLE LIENS OUTSTANDING	
Balance January 1, 1980	25,730.26
Transfer From Taxes	37,211.36
Redeemed in 1980	18,373.77
Cancelled, Abated or Adjusted (1980)	
Transfers to Foreclosed Property	13,207.55
Balance December 31, 1980	31,360.30
PROPERTY ACQUIRED BY DEED OR FORECLOSURE	
Balance January 1, 1980	58,192.45
Transfers From Taxes or Liens	13,207.55
Sale for Cash (1980)	
Cancelled, Abated or Adjusted (1980)	
Balance December 31, 1980	71,400.00

CURRENT FINANCES DECEMBER 31, 1980 ASSETS	
Cash Dec. 31, 1980	610,260.99
Taxes Receivable	150,335.74
Tax Title Liens	31,360.30
Foreclosed Property	71,400.00
Emergencies & Other Deferred Charges	59,400.00
State and Federal Aid Receivable	3,520.56
Other Receivables	71,412.93
Total	997,690.52
LIABILITIES, RESERVES, AND SURPLUS	
Cash Liabilities	147,952.44
Reserves for Receivables	324,508.97
Surplus Dec. 31, 1980	525,229.11
Total	997,690.52

*Includes County Health Service Taxes or County Vocational School Taxes. See Table 13, pgs. 675, 676.

1303

Population 1970 16,550
Population 1980 17,015
S & P Rating
Moody Rating

General Tax Rate Per $100. 5.92
State Equalized Tax Rate 5.99

ASBURY PARK CITY — MONMOUTH CO.

Form of Government:
Council-Manager (1923)
Number of Members on Governing Body 5

PER CAPITA:		PER CENT:	
Gross Debt	351.78	Gross Debt	5.04
Net Debt	205.67	Net Debt	2.95
Debt Service	37.90	Tax Levy Collected	86.65
Total Tax Levy	490.17	Tax Levy Cancelled, Abated or Adjusted	
Municipal Expenditures	586.76		

EXPENDITURES		REVENUES-REALIZED	
GENERAL GOVERNMENT			
Governing Body & Public Boards			
Municipal Clerk		1980 Property Taxes Collected	7,215,866.80
Financial Administration	178,705.00	1980 Payments in Lieu of Taxes	90,953.00
Assessment of Taxes	62,265.18	Delinquent Tax & Lien Collections	802,665.19
Collection of Taxes	34,875.40	Business Personalty Replacement Taxes	466,526.13
Planning, Housing & Development	37,805.69	Taxes from Public Utilities	576,865.00
Human Resources	503,625.00	Other Miscellaneous Tax Revenues	95,000.00
Elections	10,000.00	State Aid Revenues	1,608,656.69
General Administration (other)	989,525.02	Federal Aid Revenues	574,000.00
JUDICIARY		State and Local Fiscal Assistance Act Utilized	435,168.00
Municipal Courts	106,703.02	Sale of Acquired Property	214,819.30
PUBLIC SAFETY		Other Miscellaneous Revenues	782,467.29
Fire Protection	1,130,148.34	Total	12,863,387.40
Police Protection	1,542,018.32	Prior Years Surplus Appropriated	
Civil Defense & Disaster Control	3,000.00	REVENUES TOTAL	12,863,387.40
Environmental Inspection & Control	36,574.41	Reserve For Uncollected Taxes	1,184,343.04
Other Public Safety		CAPITAL OUTLAY TOTAL	1,728,678.00
PUBLIC WORKS			
Streets and Drainage	633,910.45	Public Enterprises	
Sewers and Sewage Processing	239,538.91	Recreation—Culture	
Garbage and Trash Disposal	475,960.77	Public Works	2,948.40
Public Buildings and Grounds	49,107.19	Buildings and Grounds	1,725,729.60
Other Public Works	68,357.25	Library and Education	
HEALTH and WELFARE		Conservation	
Health Services Except Environmental	230,316.85	All Other	
Welfare-Public Assistance	94,606.00		
Hospitals, Clinics, First Aid			
Animal, Insect, & Rodent Control			
Other Welfare Services			
RECREATION and CONSERVATION			
Beaches and Boardwalks			
Parks, Playgrounds, Shade Trees	47,471.82		
Land Reclamation & Conservation			
Other Recreational Services	47,863.50		
EDUCATION (excluding schools)			
Libraries	143,000.00		
Other Educational Services	5,000.00		
STATUTORY EXPENDITURES			
Pensions & F. I. C. A.	738,815.15		
Employee Fringe Benefits			
Other Statutory Expenditures	31,540.00		
CETA And Other Public Employment Programs	574,000.00		
MUNICIPAL FUNCTIONS TOTAL	8,015,133.27		
CAPITAL IMPROVEMENTS *MEMO*	20,000.00		
DEBT SERVICE			
Principal Payments	267,000.00		
Interest Payments	377,887.40		
TYPE I SCHL DEBT *MEMO	267,170.50		
DEFERRED CHARGES	139,286.00		
SCHOOL, COUNTY, SPECIAL DISTRICT TAXES	3,419,573.05		
RESERVE FOR UNCOLLECTED TAXES	1,184,343.04		
EXPENDITURES TOTAL	13,403,222.76		

CAPITAL DEBT AUTHORIZED, DECEMBER 31, 1980

ISSUED AND UNISSUED	GROSS DEBT	NET DEBT
School	2,470,000	
Self-liquidating	16,000	
Other	3,499,500	3,499,500
Total	5,985,500	3,499,500

ISSUED AND OUTSTANDING	
School	2,470,000.00
Self-Liquidating	16,000.00
Other	3,023,100.00
Total	5,509,100.00
EQUALIZED VALUATION BASIS, FOR NET DEBT COMPUTATION	118,732,615

REAL PROPERTY VALUATIONS

Code	Class	# of Parcels	% VAL'N	ASSESSED VALUATION
1	Vacant Land	172	.84	1,075,700.00
2	Residential	2174	44.99	57,882,800.00
3	Farm			
4a	Commercial	421	20.21	26,009,100.00
4b	Industrial	8	.81	1,039,500.00
4c	Apartments	351	33.16	42,660,300.00
Total		3126		128,667,400.00

Land Area 1.50 Sq. Miles

Net Valuation Taxable-Municipal	140,046,061
Net Valuation Taxable-County	137,115,477
State Equalized Valuation	138,398,851
State Equalization Ratio	101.30

1980 PROPERTY TAX		
STATE EQUALIZED TAX RATE		
Local District School Taxes	1.89	2,617,938.50
Regional & Consolidated School Tax		
School Taxes in Municipal Budget	.03	43,885.40
County Taxes	.55	757,749.15
County Library Taxes		
Local Municipal Purpose Taxes	3.52	4,866,332.03
Veteran & Senior Citizen Taxes		54,250.00
Totol Taxes for Rote Computotion	5.99	8,340,155.08
Special District Taxes		
Bank Corp. Taxes		12,903.25
Added and Omitted Taxes		41,444.25
Total Taxes Levied - ABSTRACT		8,340,252.58
Total Taxes Billed		8,327,349.33
1980 TAXES COLLECTED		7,215,866.80
1980 Taxes Cancelled, Abated or Adjusted		
Transfer to Tax Title Liens or Foreclosed		208,026.38
Balance Outstonding Dec. 31, 1980		903,456.14
PRIOR YEARS TAXES OUTSTANDING		
Balance January 1, 1980		708,695.24
Collected in 1980		569,472.64
Cancelled, Abated or Adjusted 1980		
Transfers to Tax Title Liens or Foreclosed		87,363.94
Balance December 31, 1980		51,858.66
TAX TITLE LIENS OUTSTANDING		
Balance January 1, 1980		961,418.51
Transfer From Taxes		308,943.21
Redeemed in 1980		233,192.54
Cancelled, Abated or Adjusted (1980)		
Transfers to Foreclosed Property		
Balance December 31, 1980		1,037,169.18
PROPERTY ACQUIRED BY DEED OR FORECLOSURE		
Balance January 1, 1980		2,147,509.30
Transfers From Taxes or Liens		
Sale for Cash (1980)		214,819.30
Cancelled. Abated or Adjusted (1980)		
Balance December 31, 1980		1,932,690.00
CURRENT FINANCES DECEMBER 31, 1980		
ASSETS		
Cash Dec. 31, 1980		1,167,585.21
Taxes Receivable		955,314.80
Tax Title Liens		1,037,169.18
Foreclosed Property		1,932,690.00
Emergencies & Other Deferred Charges		102,567.10
State and Federal Aid Receivable		200,158.82
Other Receivables		105,690.39
Total		5,501,175.50
LIABILITIES, RESERVES, AND SURPLUS		
Cash Liabilities		726,329.10
Reserves for Receivables		4,030,864.37
Surplus Dec. 31, 1980		743,982.03
Total		5,501,175.50

1980/3000

* ABOVE DEBT SERVICE INCLUDES TYPE I SCHOOL DEBT

0102

Population 1970 47,880
Population 1980 40,199
S & P Rating
Maady Rating BAA

General Tax Rate Per $100. 4.07
State Equalized Tax Rate 1.85

ATLANTIC CITY – ATLANTIC CO.

Form of Government:
Commission (1911)
Number of Members on Governing Body 5

PER CAPITA:		PER CENT:	
Gross Debt	506.17	Grass Debt	1.86
Net Debt	367.29	Net Debt	1.35
Debt Service	36.39	Tax Levy Collected	83.50
Total Tax Levy	902.16	Tax Levy Cancelled, Abated or Adjusted	6.09
Municipal Expenditures	1,329.27		

EXPENDITURES	
GENERAL GOVERNMENT	
Gaverning Body & Public Boards	1,522,519.99
Municipal Clerk	126,536.59
Financial Administration	809,407.00
Assessment of Taxes	904,695.25
Collection of Taxes	349,603.24
Planning, Housing & Development	597,118.40
Human Resources	1,889,153.25
Elections	45,000.00
General Administration (other)	4,041,001.87
JUDICIARY	
Municipal Courts	409,817.32
PUBLIC SAFETY	
Fire Protection	6,906,607.86
Police Protection	9,965,882.31
Civil Defense & Disaster Control	106,940.61
Environmental Inspection & Control	2,367,905.63
Other Public Safety	45,577.87
PUBLIC WORKS	
Streets and Drainage	889,495.94
Sewers and Sewage Processing	392,584.80
Garbage and Trash Disposal	1,324,159.68
Public Buildings and Grounds	2,777,039.72
Other Public Works	355,129.99
HEALTH and WELFARE	
Health Services Except Environmental	674,439.81
Welfare-Public Assistance	475,005.68
Hospitals, Clinics, First Aid	
Animal, Insect, & Rodent Control	26,740.63
Other Welfare Services	54,868.74
RECREATION and CONSERVATION	
Beaches and Boardwalks	1,286,665.91
Parks, Playgrounds, Shade Trees	574,172.32
Land Reclamation & Conservation	
Other Recreational Services	338,696.78
EDUCATION (excluding schools)	
Libraries	298,506.04
Other Educational Services	1,465.00
STATUTORY EXPENDITURES	
Pensions & F. I. C. A.	4,249,673.51
Employee Fringe Benefits	1,008,189.94
Other Statutory Expenditures	130,000.00
CETA And Other Public Emplayment Programs	436,958.56
MUNICIPAL FUNCTIONS TOTAL	45,381,560.24
CAPITAL IMPROVEMENTS *MEMO*	300,000.00
DEBT SERVICE	
Principal Payments	690,000.00
Interest Payments	772,858.98
TYPE I SCHL DEBT *MEMO	326,117.50
DEFERRED CHARGES	3,745,274.79
SCHOOL, COUNTY, SPECIAL DISTRICT TAXES	15,672,043.29
RESERVE FOR UNCOLLECTED TAXES	2,843,730.01
EXPENDITURES TOTAL	69,105,467.31

REVENUES-REALIZED	
1980 Praperty Taxes Collected	30,463,594.26
1980 Payments in Lieu of Taxes	339,016.94
Delinquent Tax & Lien Collections	1,824,156.31
Business Personalty Replacement Taxes	1,699,035.14
Taxes from Public Utilities	3,399,920.00
Other Miscellaneous Tax Revenues	
State Aid Revenues	5,080,578.59
Federal Aid Revenues	266,277.90
State and Local Fiscal Assistance Act Utilized	1,271,391.00
Sale of Acquired Property	571,803.07
Other Miscellaneous Revenues	15,602,685.22
Total	60,518,458.43
Prior Years Surplus Appropriated	3,937,000.00
REVENUES TOTAL	64,455,458.43
Reserve For Uncollected Taxes	2,843,730.01
CAPITAL OUTLAY TOTAL	4,185,245.18
Public Enterprises	171,792.38
Recreation—Culture	
Public Works	3,375,112.75
Buildings and Grounds	638,340.05
Library and Education	
Conservation	
All Other	

CAPITAL DEBT AUTHORIZED, DECEMBER 31, 1980

ISSUED AND UNISSUED	GROSS DEBT	NET DEBT
School	4,216,000	
Self-liquidating	481,000	
Other	15,650,610	14,764,610
Total	20,347,610	14,764,610

ISSUED AND OUTSTANDING	
School	4,216,000.00
Self-Liquidating	481,000.00
Other	9,212,455.00
Total	13,909,455.00
EQUALIZED VALUATION BASIS FOR NET DEBT COMPUTATION	1,092,003,960

REAL PROPERTY VALUATIONS

Code	Class	# of Parcels	% VAL'N	ASSESSED VALUATION
1	Vacant Land	3063	17.64	149,577,680.00
2	Residential	8307	14.91	126,412,235.00
3	Farm			
4a	Commercial	2033	61.31	519,808,235.00
4b	Industrial	25	.35	2,992,100.00
4c	Apartments	358	5.79	49,054,650.00
Total		13786		847,844,900.00

Land Area 11.84 Sq. Miles

Net Valuation Taxable-Municipal	863,844,921
Net Valuation Taxable-County	1,279,841,095
State Equalized Valuation	1,880,325,267
State Equalization Ratio	45.48

1980 PROPERTY TAX		
STATE EQUALIZED TAX RATE →	.45	
Local District School Taxes		8,535,854.00
Regional & Consolidated School Tax		
School Taxes in Municipal Budget		
County Taxes	.38	7,136,189.29
County Library Taxes		
Local Municipal Purpose Taxes	1.03	19,473,105.79
Veteran & Senior Citizen Taxes		310,310.00
Total Taxes for Rate Computation	1.86	35,455,459.08
Special District Taxes		
Bank Corp. Taxes		91,250.46
Added and Omitted Taxes		1,029,506.11
Total Taxes Levied - ABSTRACT		36,265,905.65
Total Taxes Billed		36,482,976.72
1980 TAXES COLLECTED		30,463,594.26
1980 Taxes Cancelled, Abated or Adjusted		2,221,944.37
Transfer to Tax Title Liens or Foreclosed		3,094.20
Balance Outstanding Dec. 31, 1980		3,794,343.89
PRIOR YEARS TAXES OUTSTANDING		
Balance January 1, 1980		2,347,506.13
Collected in 1980		1,159,849.95
Cancelled, Abated or Adjusted 1980		29,215.05
Transfers to Tax Title Liens or Foreclosed		496,049.04
Balance December 31, 1980		662,392.09
TAX TITLE LIENS OUTSTANDING		
Balance January 1, 1980		2,567,057.50
Transfer From Taxes		565,587.80
Redeemed in 1980		664,306.36
Cancelled, Abated or Adjusted (1980)		
Transfers to Foreclosed Property		143,661.98
Balance December 31, 1980		2,324,676.96
PROPERTY ACQUIRED BY DEED OR FORECLOSURE		
Balance January 1, 1980		1,511,872.00
Transfers From Taxes or Liens		149,850.37
Sale for Cash (1980)		
Cancelled, Abated or Adjusted (1980)		
Balance December 31, 1980		1,661,722.37
CURRENT FINANCES DECEMBER 31, 1980		
ASSETS		
Cash Dec. 31, 1980		6,936,738.37
Taxes Receivable		4,456,735.98
Tax Title Liens		2,324,676.96
Foreclosed Property		1,661,722.37
Emergencies & Other Deferred Charges		4,669,407.76
State and Federal Aid Receivable		51,050.97
Other Receivables		5,031,303.10
Total		25,131,635.51
LIABILITIES, RESERVES, AND SURPLUS		
Cash Liabilities		9,406,244.03
Reserves for Receivables		12,760,587.44
Surplus Dec. 31, 1980		2,964,804.04
Total		25,131,635.51

1980/3000

* ABOVE DEBT SERVICE INCLUDES TYPE I SCHOOL DEBT

1304

Population 1970	5,115
Population 1980	4,950
S & P Rating	
Moody Rating	A

General Tax Rate Per $100. 4.33

State Equalized Tax Rate 3.11

ATLANTIC HIGHLANDS — MONMOUTH CO.

Form of Government:
Borough Council
Number of Members on Governing Body 6

PER CAPITA		PER CENT	
Gross Debt	723.22	Gross Debt	4.23
Net Debt	326.86	Net Debt	1.91
Debt Service	30.15	Tax Levy Collected	96.05
Total Tax Levy	603.92	Tax Levy Cancelled, Abated or Adjusted	.05
Municipal Expenditures	332.16		

EXPENDITURES	
GENERAL GOVERNMENT	
Governing Body & Public Boards	
Municipal Clerk	46,510.89
Financial Administration	11,858.19
Assessment of Taxes	7,601.00
Collection of Taxes	33,214.00
Planning, Housing & Development	11,143.00
Human Resources	
Elections	1,100.00
General Administration (other)	126,355.35
JUDICIARY	
Municipal Courts	21,350.00
PUBLIC SAFETY	
Fire Protection	36,525.00
Police Protection	368,641.00
Civil Defense & Disaster Control	1,000.00
Environmental Inspection & Control	6,050.00
Other Public Safety	
PUBLIC WORKS	
Streets and Drainage	143,361.80
Sewers and Sewage Processing	
Garbage and Trash Disposal	74,135.76
Public Buildings and Grounds	71,401.22
Other Public Works	29,419.00
HEALTH and WELFARE	
Health Services Except Environmental	1,400.00
Welfare-Public Assistance	6,050.00
Hospitals, Clinics, First Aid	
Animal, Insect, & Rodent Control	
Other Welfare Services	
RECREATION and CONSERVATION	
Beaches and Boardwalks	
Parks, Playgrounds, Shade Trees	29,700.00
Land Reclamation & Conservation	
Other Recreational Services	1,021.02
EDUCATION (excluding schools)	
Libraries	18,928.00
Other Educational Services	
STATUTORY EXPENDITURES	
Pensions & F. I. C. A.	86,591.65
Employee Fringe Benefits	33,350.00
Other Statutory Expenditures	3,500.00
CETA And Other Public Employment Programs	50,000.00
MUNICIPAL FUNCTIONS TOTAL	1,220,206.88
CAPITAL IMPROVEMENTS *MEMO*	3,000.00
DEBT SERVICE	
Principal Payments	83,600.00
Interest Payments	65,645.01
DEFERRED CHARGES	8,089.67
SCHOOL, COUNTY, SPECIAL DISTRICT TAXES	2,290,397.03
RESERVE FOR UNCOLLECTED TAXES	266,651.12
EXPENDITURES TOTAL	3,934,589.71

REVENUES-REALIZED	
1980 Property Taxes Collected	2,857,382.77
1980 Payments in Lieu of Taxes	
Delinquent Tax & Lien Collections	110,106.24
Business Personalty Replacement Taxes	33,875.44
Taxes from Public Utilities	159,051.00
Other Miscellaneous Tax Revenues	
State Aid Revenues	45,524.68
Federal Aid Revenues	40,246.06
State and Local Fiscal Assistance Act Utilized	64,689.75
Sale of Acquired Property	
Other Miscellaneous Revenues	201,544.85
Total	3,512,420.79
Prior Years Surplus Appropriated	380,000.00
REVENUES TOTAL	3,892,420.79
Reserve For Uncollected Taxes	266,651.12
CAPITAL OUTLAY TOTAL	207,380.28
Public Enterprises	63,616.95
Recreation—Culture	12,800.00
Public Works	122,570.39
Buildings and Grounds	8,392.94
Library and Education	
Conservation	
All Other	

CAPITAL DEBT AUTHORIZED, DECEMBER 31, 1980

ISSUED AND UNISSUED	GROSS DEBT	NET DEBT
School	189,156	
Self-liquidating	1,772,800	
Other	1,617,962	1,617,962
Total	3,579,919	1,617,962

ISSUED AND OUTSTANDING	
School	189,156.66
Self-Liquidating	949,800.00
Other	1,348,162.75
Total	2,487,119.41
EQUALIZED VALUATION BASIS FOR NET DEBT COMPUTATION	84,709,440

REAL PROPERTY VALUATIONS

Code	Class	# of Parcels	% VAL'N	ASSESSED VALUATION
1	Vacant Land	202	2.77	1,869,200.00
2	Residential	1320	77.66	52,345,300.00
3	Farm			
4a	Commercial	90	11.51	7,755,300.00
4b	Industrial	3	.43	287,600.00
4c	Apartments	10	7.64	5,148,400.00
Total		1625		67,405,800.00

Land Area 1.20 Sq. Miles

Net Valuation Taxable-Municipal	68,727,827
Net Valuation Taxable-County	87,065,073
State Equalized Valuation	95,162,762
State Equalization Ratio	71.83

1980 PROPERTY TAX		
STATE EQUALIZED TAX RATE		
Local District School Taxes	.67	645,594.00
Regional & Consolidated School Tax	1.18	1,130,991.82
School Taxes in Municipal Budget		
County Taxes	.52	* 495,490.95
County Library Taxes	.02	18,320.26
Local Municipal Purpose Taxes	.71	683,699.93
Veteran & Senior Citizen Taxes		35,690.00
Total Taxes for Rate Computation	3.10	3,009,786.96
Special District Taxes		
Bank Corp. Taxes		4,847.30
Added and Omitted Taxes		10,435.85
Total Taxes Levied - ABSTRACT		2,989,380.11
Total Taxes Billed		2,974,972.77
1980 TAXES COLLECTED		2,857,382.77
1980 Taxes Cancelled, Abated or Adjusted		1,561.69
Transfer to Tax Title Liens or Foreclosed		11,464.87
Balance Outstanding Dec. 31, 1980		114,563.44
PRIOR YEARS TAXES OUTSTANDING		
Balance January 1, 1980		115,451.65
Collected in 1980		108,974.33
Cancelled, Abated or Adjusted 1980		
Transfers to Tax Title Liens or Foreclosed		6,477.32
Balance December 31, 1980		
TAX TITLE LIENS OUTSTANDING		
Balance January 1, 1980		7,801.33
Transfer From Taxes		18,723.32
Redeemed in 1980		1,131.91
Cancelled, Abated or Adjusted (1980)		
Transfers to Foreclosed Property		
Balance December 31, 1980		25,392.74
PROPERTY ACQUIRED BY DEED OR FORECLOSURE		
Balance January 1, 1980		55,100.00
Transfers From Taxes or Liens		
Sale for Cash (1980)		
Cancelled, Abated or Adjusted (1980)		
Balance December 31, 1980		55,100.00

CURRENT FINANCES DECEMBER 31, 1980 ASSETS	
Cash Dec. 31, 1980	608,380.19
Taxes Receivable	114,563.44
Tax Title Liens	25,392.74
Foreclosed Property	55,100.00
Emergencies & Other Deferred Charges	3,421.50
State and Federal Aid Receivable	2,119.54
Other Receivables	4,373.61
Total	813,351.02
LIABILITIES, RESERVES, AND SURPLUS	
Cash Liabilities	129,695.03
Reserves for Receivables	199,429.79
Surplus Dec. 31, 1980	484,226.20
Total	813,351.02

*Includes County Health Service Taxes or County Vocational School Taxes. See Table 13, pgs. 675, 676.

0401

Population 1970 10,805
Population 1980 9,533
S & P Rating
Maody Rating A

General Tax Rate Per $100. 4.77
State Equalized Tax Rate 3.48

AUDUBON BOROUGH – CAMDEN CO.

Form of Government:
Commission (1911)

Number of Members on Governing Body 3

PER CAPITA:		PER CENT:	
Gross Debt	242.80	Gross Debt	1.86
Net Debt	83.77	Net Debt	.64
Debt Service	7.69	Tax Levy Collected	97.80
Total Tax Levy	491.51	Tax Levy Cancelled, Abated or Adjusted	.29
Municipal Expenditures	190.60		

EXPENDITURES	
GENERAL GOVERNMENT	
Governing Body & Public Boards	
Municipal Clerk	
Financial Administration	9,500.00
Assessment of Taxes	8,400.00
Collection of Taxes	64,754.00
Planning, Housing & Development	9,350.00
Human Resources	2,100.00
Elections	7,700.00
General Administration (other)	176,739.46
JUDICIARY	
Municipal Courts	25,563.00
PUBLIC SAFETY	
Fire Protection	57,184.99
Police Protection	399,263.50
Civil Defense & Disaster Control	6,260.00
Environmental Inspection & Control	3,700.00
Other Public Safety	
PUBLIC WORKS	
Streets and Drainage	180,173.12
Sewers and Sewage Processing	98,510.23
Garbage and Trash Disposal	130,698.37
Public Buildings and Grounds	26,661.20
Other Public Works	
HEALTH and WELFARE	
Health Services Except Environmental	2,800.00
Welfare-Public Assistance	2,600.00
Hospitals, Clinics, First Aid	
Animal, Insect, & Rodent Control	
Other Welfare Services	
RECREATION and CONSERVATION	
Beaches and Boardwalks	
Parks, Playgrounds, Shade Trees	44,869.81
Land Reclamation & Conservation	
Other Recreational Services	10,100.00
EDUCATION (excluding schools)	
Libraries	50,800.00
Other Educational Services	200.00
STATUTORY EXPENDITURES	
Pensions & F. I. C. A.	132,550.92
Employee Fringe Benefits	44,400.00
Other Statutory Expenditures	8,600.00
CETA And Other Public Employment Programs	73,500.00
MUNICIPAL FUNCTIONS TOTAL	1,576,978.60
CAPITAL IMPROVEMENTS *MEMO*	7,000.00
DEBT SERVICE	
Principal Payments	49,180.00
Interest Payments	24,132.25
DEFERRED CHARGES	7,000.00
SCHOOL, COUNTY, SPECIAL DISTRICT TAXES	4,037,193.00
RESERVE FOR UNCOLLECTED TAXES	159,708.33
EXPENDITURES TOTAL	5,854,192.18

REVENUES-REALIZED		
1980 Property Taxes Collected		4,576,527.75
1980 Payments in Lieu of Taxes		
Delinquent Tax & Lien Collections		54,454.65
Business Personalty Replacement Taxes		149,536.64
Taxes from Public Utilities		404,594.00
Other Miscellaneous Tax Revenues		
State Aid Revenues		93,622.22
Federal Aid Revenues		76,954.57
State and Local Fiscal Assistance Act Utilized		57,642.00
Sale of Acquired Property		
Other Miscellaneous Revenues		207,310.68
	Total	5,620,642.51
Prior Years Surplus Appropriated		308,000.00
REVENUES	TOTAL	5,928,642.51
Reserve For Uncollected Taxes		159,708.33
CAPITAL OUTLAY	TOTAL	174,382.96
Public Enterprises		
Recreation—Culture		
Public Works		105,667.50
Buildings and Grounds		68,715.46
Library and Education		
Conservation		
All Other		

CAPITAL DEBT AUTHORIZED, DECEMBER 31, 1980

ISSUED AND UNISSUED	GROSS DEBT	NET DEBT
Schaal	1,516,000	
Self-liquidating		
Other	798,616	798,616
Total	2,314,616	798,616

ISSUED AND OUTSTANDING	
Schaal	1,516,000.00
Self-Liquidating	
Other	607,136.00
Total	2,123,136.00
EQUALIZED VALUATION BASIS FOR NET DEBT COMPUTATION	124,685,434

REAL PROPERTY VALUATIONS

Code	Class	# of Parcels	% VAL'N	ASSESSED VALUATION
1	Vacant Land	73	.55	534,600.00
2	Residential	2949	77.67	75,551,650.00
3	Farm			
4a	Commercial	140	18.73	18,221,000.00
4b	Industrial	3	.30	295,500.00
4c	Apartments	11	2.74	2,667,000.00
Total		3176		97,269,750.00

Land Area	1.48 Sq. Miles
Net Valuation Taxable-Municipal	97,967,392
Net Valuation Taxable-County	129,477,647
State Equalized Valuation	133,998,656
State Equalization Ratio	72.97

1980 PROPERTY TAX		
STATE EQUALIZED TAX RATE		
Local District School Taxes	1.90	2,547,003.25
Regional & Consolidated School Tax		
School Taxes in Municipal Budget		
County Taxes	1.11	*1,490,189.75
County Library Taxes		
Local Municipal Purpose Taxes	.47	632,741.85
Veteran & Senior Citizen Taxes		132,360.00
Total Taxes for Rate Computation	3.48	4,802,294.85
Special District Taxes		
Bank Corp. Taxes		10,155.58
Added and Omitted Taxes		5,488.29
Total Taxes Levied - ABSTRACT		4,685,578.72
Total Taxes Billed		4,679,304.60
1980 TAXES COLLECTED		4,576,527.75
1980 Taxes Cancelled, Abated or Adjusted		13,609.18
Transfer to Tax Title Liens or Foreclosed		4,342.84
Balance Outstanding Dec. 31, 1980		84,824.83

PRIOR YEARS TAXES OUTSTANDING	
Balance January 1, 1980	58,546.18
Collected in 1980	54,454.65
Cancelled, Abated or Adjusted 1980	
Transfers to Tax Title Liens or Foreclosed	2,792.63
Balance December 31, 1980	1,298.90
TAX TITLE LIENS OUTSTANDING	
Balance January 1, 1980	
Transfer From Taxes	7,576.82
Redeemed in 1980	
Cancelled, Abated or Adjusted (1980)	
Transfers to Foreclosed Property	
Balance December 31, 1980	7,576.82
PROPERTY ACQUIRED BY DEED OR FORECLOSURE	
Balance January 1, 1980	285.00
Transfers From Taxes or Liens	
Sale for Cash (1980)	
Cancelled, Abated or Adjusted (1980)	
Balance December 31, 1980	285.00

CURRENT FINANCES DECEMBER 31, 1980	
ASSETS	
Cash Dec. 31, 1980	2,101,280.96
Taxes Receivable	86,123.73
Tax Title Liens	7,576.82
Foreclosed Property	285.00
Emergencies & Other Deferred Charges	13,833.44
State and Federal Aid Receivable	
Other Receivables	38,802.27
Total	2,247,902.22
LIABILITIES, RESERVES, AND SURPLUS	
Cash Liabilities	1,336,887.34
Reserves for Receivables	132,787.82
Surplus Dec. 31, 1980	778,227.06
Total	2,247,902.22

*Includes County Health Service Taxes or County Vocational School Taxes. See Table 13, pgs. 675, 676.

0402

Population 1970 1,495
Population 1980 1,274
S & P Rating
Moody Rating

General Tax Rate Per $100. 4.05
State Equalized Tax Rate 4.21

AUDUBON PARK BOROUGH — CAMDEN CO.

Form of Government:
Borough Council
Number of Members on Governing Body 6

PER CAPITA
Gross Debt
Net Debt
Debt Service
Total Tax Levy 123.17
Municipal Expenditures 110.96

PER CENT.
Gross Debt
Net Debt
Tax Levy Collected 100.00
Tax Levy Cancelled, Abated or Adjusted

EXPENDITURES	
GENERAL GOVERNMENT	
Governing Body & Public Boards	
Municipal Clerk	
Financial Administration	5,725.00
Assessment of Taxes	725.00
Collection of Taxes	325.00
Planning, Housing & Development	
Human Resources	550.00
Elections	1,562.02
General Administration (other)	23,019.00
JUDICIARY	
Municipal Courts	4,385.00
PUBLIC SAFETY	
Fire Protection	6,000.00
Police Protection	70,486.00
Civil Defense & Disaster Control	50.00
Environmental Inspection & Control	350.00
Other Public Safety	
PUBLIC WORKS	
Streets and Drainage	670.00
Sewers and Sewage Processing	
Garbage and Trash Disposal	
Public Buildings and Grounds	
Other Public Works	
HEALTH and WELFARE	
Health Services Except Environmental	1,620.00
Welfare-Public Assistance	750.00
Hospitals, Clinics, First Aid	
Animal, Insect, & Radent Control	978.00
Other Welfare Services	
RECREATION and CONSERVATION	
Beaches and Boardwalks	
Parks, Playgrounds, Shade Trees	600.00
Land Reclamation & Conservation	
Other Recreational Services	450.00
EDUCATION (excluding schools)	
Libraries	2,177.39
Other Educational Services	
STATUTORY EXPENDITURES	
Pensions & F. I. C. A.	13,201.00
Employee Fringe Benefits	3,500.00
Other Statutory Expenditures	750.00
CETA And Other Public Employment Programs	2,467.78
MUNICIPAL FUNCTIONS TOTAL	140,341.19
CAPITAL IMPROVEMENTS *MEMO*	
DEBT SERVICE	
Principal Payments	
Interest Payments	
DEFERRED CHARGES	1,020.00
SCHOOL, COUNTY, SPECIAL DISTRICT TAXES	73,922.29
RESERVE FOR UNCOLLECTED TAXES	
EXPENDITURES TOTAL	215,283.48

REVENUES-REALIZED	
1980 Property Taxes Collected	156,966.17
1980 Payments in Lieu of Taxes	
Delinquent Tax & Lien Collections	
Business Personalty Replacement Taxes	8,899.36
Taxes from Public Utilities	13,844.00
Other Miscellaneous Tax Revenues	
State Aid Revenues	11,673.93
Federal Aid Revenues	2,102.68
State and Local Fiscal Assistance Act Utilized	7,934.00
Sale of Acquired Property	
Other Miscellaneous Revenues	25,605.87
Total	227,026.01
Prior Years Surplus Appropriated	16,622.68
REVENUES TOTAL	243,648.69
Reserve For Uncollected Taxes	

CAPITAL OUTLAY TOTAL	
Public Enterprises	
Recreation—Culture	
Public Works	
Buildings and Grounds	
Library and Education	
Conservation	
All Other	

CAPITAL DEBT AUTHORIZED, DECEMBER 31, 1980

ISSUED AND UNISSUED	GROSS DEBT	NET DEBT
School		
Self-liquidating		
Other		
Total		

ISSUED AND OUTSTANDING	
School	
Self-Liquidating	
Other	
Total	
EQUALIZED VALUATION BASIS FOR NET DEBT COMPUTATION	3,455,486

REAL PROPERTY VALUATIONS

Code	Class	# of Parcels	% VAL'N	ASSESSED VALUATION
1	Vacant Land			
2	Residential			
3	Farm			
4a	Commercial	1		3,798,600.00
4b	Industrial			
4c	Apartments			
Total		1		3,798,600.00

Land Area .15 Sq. Miles	
Net Valuation Taxable-Municipal	3,871,884
Net Valuation Taxable-County	4,059,635
State Equalized Valuation	3,724,731
State Equalization Ratio	104.03

1980 PROPERTY TAX		
STATE EQUALIZED TAX RATE		
Local District School Taxes	.70	26,174.00
Regional & Consolidated School Tax		
School Taxes in Municipal Budget		
County Taxes	1.26	* 46,723.75
County Library Taxes	.03	1,024.54
Local Municipal Purpose Taxes	2.23	83,000.00
Veteran & Senior Citizen Taxes		
Total Taxes for Rate Computation	4.22	156,922.29
Special District Taxes		
Bank Corp. Taxes		
Added and Omitted Taxes		
Total Taxes Levied - ABSTRACT		156,922.29
Total Taxes Billed		156,966.17
1980 TAXES COLLECTED		156,966.17
1980 Taxes Cancelled, Abated or Adjusted		
Transfer to Tax Title Liens or Foreclosed		
Balance Outstanding Dec. 31, 1980		

PRIOR YEARS TAXES OUTSTANDING
Balance January 1, 1980
Collected in 1980
Cancelled, Abated or Adjusted 1980
Transfers to Tax Title Liens or Foreclosed
Balance December 31, 1980
TAX TITLE LIENS OUTSTANDING
Balance January 1, 1980
Transfer From Taxes
Redeemed in 1980
Cancelled, Abated or Adjusted (1980)
Transfers to Foreclosed Property
Balance December 31, 1980
PROPERTY ACQUIRED BY DEED OR FORECLOSURE
Balance January 1, 1980
Transfers From Taxes or Liens
Sale for Cash (1980)
Cancelled, Abated or Adjusted (1980)
Balance December 31, 1980

CURRENT FINANCES DECEMBER 31, 1980	
ASSETS	
Cash Dec. 31, 1980	72,961.88
Taxes Receivable	
Tax Title Liens	
Foreclosed Property	
Emergencies & Other Deferred Charges	1,158.41
State and Federal Aid Receivable	
Other Receivables	1,759.32
Total	75,879.61
LIABILITIES, RESERVES, AND SURPLUS	
Cash Liabilities	12,816.12
Reserves for Receivables	1,759.32
Surplus Dec. 31, 1980	61,304.17
Total	75,879.61

*Includes County Health Service Taxes or County Vocational School Taxes. See Table 13, pgs. 675, 676.

0501

Population 1970 1,305
Population 1980 2,162
S & P Rating
Moody Rating

General Tax Rate Per $100. 1.58
State Equalized Tax Rate .93

AVALON BOROUGH — CAPE MAY CO.

Form of Government:
Mayor-Council Plan B (OMCL50)
Number of Members on Governing Body 5

PER CAPITA:		PER CENT:	
Gross Debt	4,646.03	Gross Debt	2.82
Net Debt	2,040.27	Net Debt	1.24
Debt Service	144.37	Tax Levy Collected	96.48
Total Tax Levy	1,941.76	Tax Levy Cancelled, Abated or Adjusted	.05
Municipal Expenditures	1,565.02		

EXPENDITURES		REVENUES-REALIZED	
GENERAL GOVERNMENT			
Governing Body & Public Boards	41,138.00		
Municipal Clerk	60,155.00	1980 Property Taxes Collected	4,047,941.52
Financial Administration	59,534.00	1980 Payments in Lieu of Taxes	
Assessment of Taxes	30,754.00	Delinquent Tax & Lien Collections	88,711.53
Collection of Taxes	40,185.00	Business Personalty Replacement Taxes	31,032.60
Planning, Housing & Development	13,665.00	Taxes from Public Utilities	245,629.08
Human Resources		Other Miscellaneous Tax Revenues	50,000.00
Elections	900.00	State Aid Revenues	12,707.57
General Administration (other)	273,369.00	Federal Aid Revenues	
JUDICIARY		State and Local Fiscal Assistance Act Utilized	47,517.96
Municipal Courts	15,769.96	Sale of Acquired Property	100,000.00
PUBLIC SAFETY		Other Miscellaneous Revenues	593,129.51
Fire Protection	20,100.00	Total	5,216,669.77
Police Protection	517,919.00	Prior Years Surplus Appropriated	972,980.00
Civil Defense & Disaster Control	4,200.00	REVENUES TOTAL	6,189,649.77
Environmental Inspection & Control	76,676.00	Reserve For Uncollected Taxes	195,933.63
Other Public Safety		CAPITAL OUTLAY TOTAL	2,458,929.53
PUBLIC WORKS			
Streets and Drainage	748,019.00	Public Enterprises	1,717,649.10
Sewers and Sewage Processing		Recreation—Culture	
Garbage and Trash Disposal	205,600.00	Public Works	741,280.43
Public Buildings and Grounds	149,781.41	Buildings and Grounds	
Other Public Works	2,000.00	Library and Education	
HEALTH and WELFARE		Conservation	
Health Services Except Environmental	300.00	All Other	
Welfare-Public Assistance	5,166.00		
Hospitals, Clinics, First Aid			
Animal, Insect, & Rodent Control	3,425.00		
Other Welfare Services			
RECREATION and CONSERVATION			
Beaches and Boardwalks	263,840.00		
Parks, Playgrounds, Shade Trees			
Land Reclamation & Conservation	31,655.00		
Other Recreational Services	71,774.00		
EDUCATION (excluding schools)			
Libraries			
Other Educational Services			
STATUTORY EXPENDITURES			
Pensions & F. I. C. A.	140,030.87		
Employee Fringe Benefits	75,000.00		
Other Statutory Expenditures	12,500.00		
CETA And Other Public Employment Programs			
MUNICIPAL FUNCTIONS TOTAL	2,863,456.24		
CAPITAL IMPROVEMENTS *MEMO*	38,809.75		
DEBT SERVICE			
Principal Payments	271,993.55		
Interest Payments	40,144.25		
DEFERRED CHARGES	11,998.28		
SCHOOL, COUNTY, SPECIAL DISTRICT TAXES	2,468,219.88		
RESERVE FOR UNCOLLECTED TAXES	195,933.63		
EXPENDITURES TOTAL	5,851,785.83		

CAPITAL DEBT AUTHORIZED, DECEMBER 31, 1980

ISSUED AND UNISSUED	GROSS DEBT	NET DEBT
School	141,000	
Self-liquidating	5,465,000	
Other	4,438,724	4,411,056
Total	10,044,724	4,411,056

ISSUED AND OUTSTANDING	
School	141,000.00
Self-Liquidating	1,852,062.36
Other	1,180,000.00
Total	3,173,062.36
EQUALIZED VALUATION BASIS FOR NET DEBT COMPUTATION	355,574,591

REAL PROPERTY VALUATIONS

Code	Class	# of Parcels	% VAL'N	ASSESSED VALUATION
1	Vacant Land	690	6.27	16,366,600.00
2	Residential	3589	83.49	217,904,350.00
3	Farm			
4a	Commercial	106	9.58	25,006,000.00
4b	Industrial			
4c	Apartments	16	.66	1,715,100.00
Total		4401		260,992,050.00

Land Area 5.02 Sq. Miles

Net Valuation Taxable-Municipal	263,209,507
Net Valuation Taxable-County	361,720,606
State Equalized Valuation	445,102,320
State Equalization Ratio	58.93

1980 PROPERTY TAX		
STATE EQUALIZED TAX RATE		
Local District School Taxes	.17	780,473.50
Regional & Consolidated School Tax		
School Taxes in Municipal Budget		
County Taxes	.36	1,597,302.88
County Library Taxes	.02	90,443.50
Local Municipal Purpose Taxes	.38	1,689,730.00
Veteran & Senior Citizen Taxes		22,910.00
Total Taxes for Rate Computation	.93	4,180,859.88
Special District Taxes		
Bank Corp. Taxes		2,938.12
Added and Omitted Taxes		37,187.25
Total Taxes Levied - ABSTRACT		4,198,075.25
Total Taxes Billed		4,195,778.56
1980 TAXES COLLECTED		4,047,941.52
1980 Taxes Cancelled, Abated or Adjusted		2,161.90
Transfer to Tax Title Liens or Foreclosed		2,673.36
Balance Outstanding Dec. 31, 1980		143,001.78
PRIOR YEARS TAXES OUTSTANDING		
Balance January 1, 1980		90,211.39
Collected in 1980		88,711.53
Cancelled, Abated or Adjusted 1980		28.26
Transfers to Tax Title Liens or Foreclosed		283.33
Balance December 31, 1980		1,188.27
TAX TITLE LIENS OUTSTANDING		
Balance January 1, 1980		17,744.16
Transfer From Taxes		2,956.69
Redeemed in 1980		
Cancelled, Abated or Adjusted (1980)		
Transfers to Foreclosed Property		
Balance December 31, 1980		20,700.85
PROPERTY ACQUIRED BY DEED OR FORECLOSURE		
Balance January 1, 1980		338,156.70
Transfers From Taxes or Liens		
Sale for Cash (1980)		100,000.00
Cancelled, Abated or Adjusted (1980)		
Balance December 31, 1980		238,156.70
CURRENT FINANCES DECEMBER 31, 1980		
ASSETS		
Cash Dec. 31, 1980		2,008,979.22
Taxes Receivable		144,190.05
Tax Title Liens		20,700.85
Foreclosed Property		238,156.70
Emergencies & Other Deferred Charges		98,571.00
State and Federal Aid Receivable		1,597.61
Other Receivables		162,697.93
Total		2,674,893.36
LIABILITIES, RESERVES, AND SURPLUS		
Cash Liabilities		1,330,737.07
Reserves for Receivables		515,745.53
Surplus Dec. 31, 1980		828,410.76
Total		2,674,893.36

1980/3000

1305

Population 1970	2,165
Population 1980	2,337
S & P Rating	
Moody Rating	A

General Tax Rate Per $100. 4.73

State Equalized Tax Rate 1.95

AVON BY THE SEA BOROUGH — MONMOUTH CO.

Form of Government: Commission (1911)

Number of Members on Governing Body 3

PER CAPITA:		PER CENT:	
Gross Debt	637.73	Gross Debt	2.67
Net Debt	291.90	Net Debt	1.22
Debt Service	12.63	Tax Levy Collected	96.24
Total Tax Levy	515.50	Tax Levy Cancelled, Abated or Adjusted	.01
Municipal Expenditures	430.18		

EXPENDITURES	
GENERAL GOVERNMENT	
Governing Body & Public Boards	
Municipal Clerk	
Financial Administration	34,674.86
Assessment of Taxes	5,030.00
Collection of Taxes	12,612.43
Planning, Housing & Development	900.00
Human Resources	
Elections	700.00
General Administration (other)	108,863.74
JUDICIARY	
Municipal Courts	14,650.00
PUBLIC SAFETY	
Fire Protection	7,300.00
Police Protection	251,485.00
Civil Defense & Disaster Control	100.00
Environmental Inspection & Control	10,370.00
Other Public Safety	
PUBLIC WORKS	
Streets and Drainage	125,292.04
Sewers and Sewage Processing	
Garbage and Trash Disposal	62,272.58
Public Buildings and Grounds	18,927.00
Other Public Works	9,913.00
HEALTH and WELFARE	
Health Services Except Environmental	
Welfare-Public Assistance	1,600.00
Hospitals, Clinics, First Aid	
Animal, Insect, & Rodent Control	300.00
Other Welfare Services	
RECREATION and CONSERVATION	
Beaches and Boardwalks	61,550.00
Parks, Playgrounds, Shade Trees	125.00
Land Reclamation & Conservation	
Other Recreational Services	4,500.00
EDUCATION (excluding schools)	
Libraries	19,872.00
Other Educational Services	
STATUTORY EXPENDITURES	
Pensions & F. I. C. A.	78,466.17
Employee Fringe Benefits	19,150.00
Other Statutory Expenditures	3,200.00
CETA And Other Public Employment Programs	33,878.21
MUNICIPAL FUNCTIONS TOTAL	885,732.03
CAPITAL IMPROVEMENTS *MEMO*	5,000.00
DEBT SERVICE	
Principal Payments	20,000.00
Interest Payments	9,521.27
DEFERRED CHARGES	7,650.45
SCHOOL, COUNTY, SPECIAL DISTRICT TAXES	774,643.41
RESERVE FOR UNCOLLECTED TAXES	82,430.75
EXPENDITURES TOTAL	1,779,977.91

REVENUES-REALIZED		
1980 Property Taxes Collected		1,157,176.34
1980 Payments in Lieu of Taxes		
Delinquent Tax & Lien Collections		45,675.39
Business Personalty Replacement Taxes		13,967.40
Taxes from Public Utilities		71,834.00
Other Miscellaneous Tax Revenues		
State Aid Revenues		18,161.81
Federal Aid Revenues		41,170.47
State and Local Fiscal Assistance Act Utilized		28,724.68
Sale of Acquired Property		
Other Miscellaneous Revenues		346,898.44
	Total	1,723,608.53
Prior Years Surplus Appropriated		241,000.00
REVENUES	TOTAL	1,964,608.53
Reserve For Uncollected Taxes		82,430.75
CAPITAL OUTLAY	TOTAL	240,202.98
Public Enterprises		46,610.11
Recreation—Culture		26,059.03
Public Works		154,725.57
Buildings and Grounds		12,808.27
Library and Education		
Conservation		
All Other		

CAPITAL DEBT AUTHORIZED, DECEMBER 31, 1980

ISSUED AND UNISSUED	GROSS DEBT	NET DEBT
School	17,500	
Self-liquidating	743,431	
Other	729,438	682,166
Total	1,490,369	682,166

ISSUED AND OUTSTANDING	
School	17,500.00
Self-Liquidating	326,000.00
Other	685,272.09
Total	1,028,772.09
EQUALIZED VALUATION BASIS FOR NET DEBT COMPUTATION	55,824,033

REAL PROPERTY VALUATIONS

Code	Class	# of Parcels	% VAL'N	ASSESSED VALUATION
1	Vacant Land	10	.36	91,100.00
2	Residential	795	82.18	20,707,850.00
3	Farm			
4a	Commercial	56	8.44	2,127,900.00
4b	Industrial	2	.37	94,100.00
4c	Apartments	11	8.64	2,178,100.00
Total		874		25,199,050.00

Land Area .40 Sq. Miles

Net Valuation Taxable-Municipal	25,348,600
Net Valuation Taxable-County	57,492,199
State Equalized Valuation	61,090,421
State Equalization Ratio	41.35

1980 PROPERTY TAX		
STATE EQUALIZED TAX RATE		
Local District School Taxes	.73	447,242.00
Regional & Consolidated School Tax		
School Taxes in Municipal Budget		
County Taxes	.53	* 327,401.41
County Library Taxes		
Local Municipal Purpose Taxes	.69	423,730.00
Veteran & Senior Citizen Taxes		18,370.00
Total Taxes for Rate Computation	1.95	1,216,743.41
Special District Taxes		
Bank Corp. Taxes		2,356.82
Added and Omitted Taxes		3,996.40
Total Taxes Levied - ABSTRACT		1,204,726.63
Total Taxes Billed		1,202,369.81
1980 TAXES COLLECTED		1,157,176.34
1980 Taxes Cancelled, Abated or Adjusted		94.60
Transfer to Tax Title Liens or Foreclosed		9.46
Balance Outstanding Dec. 31, 1980		45,089.41
PRIOR YEARS TAXES OUTSTANDING		
Balance January 1, 1980		45,744.95
Collected in 1980		45,675.39
Cancelled, Abated or Adjusted 1980		17.17
Transfers to Tax Title Liens or Foreclosed		
Balance December 31, 1980		52.39
TAX TITLE LIENS OUTSTANDING		
Balance January 1, 1980		102.05
Transfer From Taxes		9.46
Redeemed in 1980		
Cancelled, Abated or Adjusted (1980)		
Transfers to Foreclosed Property		
Balance December 31, 1980		111.51
PROPERTY ACQUIRED BY DEED OR FORECLOSURE		
Balance January 1, 1980		3,875.00
Transfers From Taxes or Liens		
Sale for Cash (1980)		
Cancelled, Abated or Adjusted (1980)		
Balance December 31, 1980		3,875.00

CURRENT FINANCES DECEMBER 31, 1980

ASSETS	
Cash Dec. 31, 1980	539,339.58
Taxes Receivable	45,141.80
Tax Title Liens	111.51
Foreclosed Property	3,875.00
Emergencies & Other Deferred Charges	6,484.41
State and Federal Aid Receivable	
Other Receivables	
Total	594,952.30
LIABILITIES, RESERVES, AND SURPLUS	
Cash Liabilities	301,355.61
Reserves for Receivables	49,128.31
Surplus Dec. 31, 1980	244,468.38
Total	594,952.30

*Includes County Health Service Taxes or County Vocational School Taxes. See Table 13, pgs. 675, 676.

1533

Papulotian 1970	1,550
Papulation 1980	8,702
S & P Roting	
Moody Rating	

General Tox Rate Per $100. 2.92

State Equolized Tox Rote 2.47

BARNEGAT TOWNSHIP – OCEAN COUNTY

Form of Government:

Township Committee

Number of Members on Governing Body 3

PER CAPITA:		PER CENT:	
Gross Debt	692.42	Gross Debt	4.87
Net Debt	266.31	Net Debt	1.87
Debt Service	1.32	Tax Levy Collected	90.56
Total Tax Levy	411.35	Tax Levy Concelled, Abated or Adjusted	
Municipol Expenditures	210.30		

EXPENDITURES	
GENERAL GOVERNMENT	
Governing Body & Public Baords	
Municipal Clerk	25,600.00
Financial Administration	33,426.00
Assessment of Taxes	27,256.21
Collection of Taxes	55,141.00
Planning, Housing & Development	10,404.00
Humon Resources	250.00
Elections	
General Administrotion (other)	184,821.00
JUDICIARY	
Municipal Courts	19,212.00
PUBLIC SAFETY	
Fire Protection	18,400.00
Police Protection	438,393.18
Civil Defense & Disoster Control	690.00
Environmentol Inspection & Control	32,955.00
Other Public Safety	
PUBLIC WORKS	
Streets and Drainage	70,284.21
Sewers and Sewage Processing	
Gorbage and Trash Disposol	112,300.00
Public Buildings and Grounds	36,098.00
Other Public Works	99,894.51
HEALTH and WELFARE	
Healh Services Except Environmentol	12,254.25
Welfore Public Assistance	22,820.00
Hospitals, Clinics, First Aid	1,500.00
Animal, Insect, & Rodent Control	5,763.75
Other Welfare Services	
RECREATION and CONSERVATION	
Beaches and Boordwolks	8,751.66
Porks, Ploygrounds, Shade Trees	550.00
Land Reclamatian & Conservotion	
Other Recreational Services	42,668.61
EDUCATION (excluding schools)	
Libraries	500.00
Other Educatianol Services	2,500.00
STATUTORY EXPENDITURES	
Pensians & F. I. C. A.	61,538.06
Employee Fringe Benefits	29,600.00
Other Stotutory Expenditures	18,300.00
CETA And Other Public Emplayment Programs	6,823.00
MUNICIPAL FUNCTIONS TOTAL	1,378,694.44
CAPITAL IMPROVEMENTS *MEMO*	103,720.00
DEBT SERVICE	
Principal Poyments	
Interest Poyments	11,446.45
DEFERRED CHARGES	26,899.99
SCHOOL, COUNTY, SPECIAL DISTRICT TAXES	3,039,169.06
RESERVE FOR UNCOLLECTED TAXES	413,007.07
EXPENDITURES TOTAL	4,869,217.01

REVENUES-REALIZED	
1980 Property Toxes Collected	3,242,387.54
1980 Payments in Lieu of Taxes	
Delinquent Tax & Lien Collections	308,935.55
Business Personalty Replocement Toxes	27,659.49
Taxes from Public Utilities	335,527.00
Other Miscellaneous Tox Revenues	
Stote Aid Revenues	32,165.75
Federol Aid Revenues	6,823.00
State ond Local Fiscal Assistonce Act Utilized	265,911.17
Sale of Acquired Property	
Other Miscelloneous Revenues	354,729.08
Total	4,574,138.58
Prior Years Surplus Appropriated	625,000.00
REVENUES TOTAL	5,199,138.58
Reserve For Uncollected Taxes	413,007.07
CAPITAL OUTLAY TOTAL	481,630.64
Public Enterprises	
Recreation—Culture	
Public Works	357,639.85
Buildings and Grounds	123,990.79
Library and Educotion	
Conservation	
All Other	

CAPITAL DEBT AUTHORIZED, DECEMBER 31, 1980

ISSUED AND UNISSUED	GROSS DEBT	NET DEBT
School	4,984,000	1,275,994
Self-liquidoting		
Other	1,041,475	1,041,475
Totol	6,025,475	2,317,469

ISSUED AND OUTSTANDING	
School	4,984,000.00
Self-Liquidating	
Other	1,007,275.00
Total	5,991,275.00
EQUALIZED VALUATION BASIS FOR NET DEBT COMPUTATION	123,600,174

REAL PROPERTY VALUATIONS

Code	Closs	# of Porcels	% VAL'N	ASSESSED VALUATION
1	Vacant Lond	4927	24.64	28,589,600.00
2	Residential	2706	68.86	79,910,300.00
3	Form	38	.31	354,200.00
4o	Commercial	70	5.85	6,790,500.00
4b	Industriol	8	.34	399,800.00
4c	Aportments			
Total		7749		116,044,400.00

Land Area 34.90 Sq. Miles

Net Valuation Taxable-Municipal	118,569,201
Net Valuation Taxable-County	132,860,651
State Equalized Valuation	139,224,530
State Equalization Ratio	84.89

1980 PROPERTY TAX		
STATE EQUALIZED TAX RATE	1.73	
Locol District School Taxes		2,413,774.41
Regionol & Consolidated School Tox		
School Taxes in Municipol Budget		
County Taxes	.42	* 591,726.07
County Librory Taxes	.02	33,668.58
Local Municipal Purpose Taxes	.30	418,000.00
Veteran & Senior Citizen Taxes		66,110.00
Totol Taxes for Rote Computotion	2.47	3,523,279.06
Special District Taxes		
Bonk Corp. Toxes		4,157.18
Added ond Omitted Taxes		118,270.18
Total Taxes Levied - ABSTRACT		3,579,596.42
Totol Taxes Billed		3,580,490.85
1980 TAXES COLLECTED		3,242,387.54
1980 Taxes Cancelled, Abated or Adjusted		
Transfer to Tax Title Liens or Foreclosed		84,900.00
Balance Outstanding Dec. 31, 1980		253,203.31
PRIOR YEARS TAXES OUTSTANDING		
Balance January 1, 1980		203,790.97
Collected in 1980		143,125.47
Cancelled, Abated or Adjusted 1980		
Transfers to Tax Title Liens or Foreclosed		54,612.71
Balance December 31, 1980		6,052.79
TAX TITLE LIENS OUTSTANDING		
Balance January 1, 1980		359,644.34
Transfer From Toxes		148,587.64
Redeemed in 1980		170,030.08
Cancelled, Abated or Adjusted (1980)		
Transfers to Foreclosed Property		
Balance December 31, 1980		338,201.90
PROPERTY ACQUIRED BY DEED OR FORECLOSURE		
Balance January 1, 1980		379,631.00
Transfers From Taxes or Liens		
Sale for Cash (1980)		104,922.00
Cancelled, Abated or Adjusted (1980)		94,978.00
Balance December 31, 1980		179,731.00

CURRENT FINANCES DECEMBER 31, 1980 ASSETS	
Cosh Dec. 31, 1980	1,284,625.31
Taxes Receivable	259,256.10
Tox Title Liens	338,201.90
Foreclosed Property	179,731.00
Emergencies & Other Deferred Chorges	41,964.55
State ond Federol Aid Receivoble	32,458.55
Other Receivobles	18,908.18
Totol	2,155,145.99
LIABILITIES, RESERVES, AND SURPLUS	
Cash Liobilities	374,394.56
Reserves for Receivobles	796,097.18
Surplus Dec. 31, 1980	984,654.25
Total	2,155,145.99

*Includes County Health Service Taxes or County Vocational School Taxes. See Table 13, pgs. 675, 676.

1501

Populotion 1970 560
Populotion 1980 619
S & P Rating
Moody Rating

Generol Tax Rate Per $100. 1.94
State Equalized Tax Rate 1.13

BARNEGAT LIGHT BOROUGH — OCEAN CO.

Form of Government:
Borough Council
Number of Members on Governing Body 6

PER CAPITA:		PER CENT:	
Gross Debt	2,010.86	Gross Debt	1.72
Net Debt	283.27	Net Debt	.24
Debt Service	37.76	Tox Levy Collected	95.22
Tatal Tax Levy	1,593.31	Tax Levy Cancelled, Abated or Adjusted	
Municipal Expenditures	951.13		

EXPENDITURES	
GENERAL GOVERNMENT	
Governing Body & Public Boords	1,000.00
Municipal Clerk	
Financiol Administrotion	7,054.00
Assessment of Taxes	5,614.85
Collectian af Toxes	14,100.00
Planning, Housing & Development	3,696.89
Human Resources	
Elections	
General Administratian (other)	82,879.26
JUDICIARY	
Municipol Courts	7,500.00
PUBLIC SAFETY	
Fire Protection	5,250.00
Police Protection	69,446.00
Civil Defense & Disaster Cantrol	800.00
Environmental Inspectian & Control	15,830.00
Other Public Safety	
PUBLIC WORKS	
Streets ond Drainage	99,499.00
Sewers and Sewage Processing	
Garbage and Trash Disposal	46,800.00
Public Buildings and Graunds	7,500.00
Other Public Works	
HEALTH ond WELFARE	
Heolth Services Except Environmentol	1,615.00
Welfare-Public Assistonce	2,450.00
Hospitals, Clinics, First Aid	1,500.00
Animol, Insect, & Radent Control	1,250.00
Other Welfare Services	
RECREATION ond CONSERVATION	
Beaches and Baardwalks	49,000.00
Parks, Playgraunds, Shade Trees	7,925.00
Land Reclomatian & Canservotian	
Other Recreotianal Services	7,000.00
EDUCATION (excluding schoals)	
Libraries	125.00
Other Educationol Services	
STATUTORY EXPENDITURES	
Pensians & F. I. C. A.	19,100.00
Emplayee Fringe Benefits	3,500.00
Other Statutary Expenditures	1,500.00
CETA And Other Public Employment Pragroms	
MUNICIPAL FUNCTIONS TOTAL	461,935.00
CAPITAL IMPROVEMENTS *MEMO*	
DEBT SERVICE	
Principal Payments	15,000.00
Interest Payments	8,375.00
DEFERRED CHARGES	685.00
SCHOOL, COUNTY, SPECIAL DISTRICT TAXES	761,472.90
RESERVE FOR UNCOLLECTED TAXES	102,754.00
EXPENDITURES TOTAL	1,350,221.90

REVENUES-REALIZED		
1980 Praperty Taxes Collected		937,498.56
1980 Payments in Lieu of Taxes		
Delinquent Tax & Lien Collections		58,269.11
Business Personalty Replacement Taxes		5,978.88
Taxes from Public Utilities		44,296.00
Other Miscellaneaus Tax Revenues		25,000.00
Stote Aid Revenues		4,296.39
Federol Aid Revenues		
State and Local Fiscol Assistonce Act Utilized		23,381.00
Sale of Acquired Property		
Other Miscellaneaus Revenues		140,274.61
	Totol	1,238,994.55
Priar Years Surplus Appropriated		169,700.00
REVENUES	TOTAL	1,408,694.55
Reserve For Uncollected Taxes		102,754.00
CAPITAL OUTLAY	TOTAL	314,338.59
Public Enterprises		314,338.59
Recreation—Culture		
Public Works		
Buildings and Grounds		
Library ond Education		
Conservatian		
All Other		

CAPITAL DEBT AUTHORIZED, DECEMBER 31, 1980

ISSUED AND UNISSUED	GROSS DEBT	NET DEBT
Schaal	180,186	
Self-liquidating	889,187	
Other	175,346	175,346
Tatol	1,244,720	175,346
ISSUED AND OUTSTANDING		
Schaal		180,186.35
Self-Liquidating		713,000.00
Other		160,000.00
Totol		1,053,186.35
EQUALIZED VALUATION BASIS FOR NET DEBT COMPUTATION		72,223,096

REAL PROPERTY VALUATIONS

Code	Class	# of Porcels	% VAL'N	ASSESSED VALUATION
1	Vocant Land	222	10.39	5,240,200.00
2	Residential	850	80.63	40,668,000.00
3	Farm			
4a	Commercial	41	7.96	4,017,100.00
4b	Industrial			
4c	Apartments	5	1.02	512,000.00
Total		1118		50,437,300.00

Land Area	.70 Sq. Miles	
Net Valuation Taxable-Municipal		50,597,303
Net Valuation Taxable-County		73,697,306
State Equalized Valuation		86,614,065
State Equalization Ratio		58.34

1980 PROPERTY TAX		
STATE EQUALIZED TAX RATE →		
Local District School Taxes	.13	110,783.70
Regianal & Consolidated School Tax	.35	301,530.65
School Taxes in Municipal Budget		
Caunty Toxes	.38	* 330,375.99
Caunty Library Taxes	.02	18,782.56
Local Municipal Purpose Toxes	.25	215,500.00
Veteran & Senior Citizen Taxes		10,230.00
Total Toxes for Rote Computotion	1.13	987,202.90
Speciol District Toxes		
Bonk Corp. Taxes		1,743.52
Added and Omitted Taxes		7,541.29
Tatal Taxes Levied - ABSTRACT		986,257.71
Tatal Toxes Billed		984,514.19
1980 TAXES COLLECTED		937,498.56
1980 Taxes Concelled, Abated or Adjusted		
Transfer ta Tax Title Liens or Fareclased		
Balance Outstanding Dec. 31, 1980		47,015.63

PRIOR YEARS TAXES OUTSTANDING	
Balance January 1, 1980	58,269.11
Collected in 1980	58,269.11
Cancelled, Abated or Adjusted 1980	
Transfers ta Tax Title Liens ar Fareclosed	
Balonce December 31, 1980	
TAX TITLE LIENS OUTSTANDING	
Balance January 1, 1980	257.09
Transfer From Toxes	
Redeemed in 1980	
Cancelled, Abated ar Adjusted (1980)	
Transfers ta Fareclased Property	
Balance December 31, 1980	257.09
PROPERTY ACQUIRED BY DEED OR FORECLOSURE	
Balance January 1, 1980	2,700.00
Transfers From Taxes ar Liens	
Sale far Cash (1980)	
Cancelled, Abated ar Adjusted (1980)	
Balance December 31, 1980	2,700.00

CURRENT FINANCES DECEMBER 31, 1980	
ASSETS	
Cash Dec. 31, 1980	685,147.94
Taxes Receivable	47,015.63
Tax Title Liens	257.09
Fareclosed Praperty	2,700.00
Emergencies & Other Deferred Charges	6,300.00
State ond Federol Aid Receivable	25,598.47
Other Receivobles	59,003.88
Totol	826,023.01
LIABILITIES, RESERVES, AND SURPLUS	
Cosh Liabilities	307,296.25
Reserves far Receivables	108,976.60
Surplus Dec. 31, 1980	409,750.16
Totol	826,023.01

*Includes County Health Service Taxes or County Vocational School Taxes. See Table 13, pgs. 675, 676.

0403

Population 1970	8,435		
Population 1980	7,418	General Tax Rate Per $100.	5.14
S & P Rating		State Equalized Tax Rate	3.40
Moody Rating	A		

BARRINGTON BOROUGH – CAMDEN CO.

Form of Government:
Borough Council
Number of Members on Governing Body 6

PER CAPITA:		PER CENT:	
Gross Debt	154.99	Gross Debt	1.11
Net Debt	153.23	Net Debt	1.10
Debt Service	9.38	Tax Levy Collected	97.79
Totol Tax Levy	493.50	Tox Levy Cancelled, Abated or Adjusted	1.68
Municipal Expenditures	214.61		

EXPENDITURES	
GENERAL GOVERNMENT	
Governing Body & Public Boards	
Municipal Clerk	
Financial Administration	24,280.00
Assessment of Taxes	16,595.59
Collection of Taxes	13,800.00
Planning, Housing & Development	18,425.00
Human Resources	
Elections	
General Administrotion (other)	172,423.76
JUDICIARY	
Municipal Courts	17,275.00
PUBLIC SAFETY	
Fire Protection	48,480.20
Police Protection	425,429.75
Civil Defense & Disaster Control	800.00
Environmental Inspection & Control	9,900.00
Other Public Safety	
PUBLIC WORKS	
Streets and Drainage	254,526.74
Sewers and Sewage Processing	
Garboge and Trash Disposal	126,290.86
Public Buildings and Grounds	40,480.00
Other Public Works	
HEALTH and WELFARE	
Health Services Except Environmental	6,400.00
Welfare-Public Assistance	2,250.00
Hospitals, Clinics, First Aid	
Animol, Insect, & Rodent Control	
Other Welfare Services	
RECREATION and CONSERVATION	
Beaches and Boardwalks	
Porks, Playgrounds, Shade Trees	15,877.66
Land Reclamation & Conservotion	100.00
Other Recreational Services	7,000.00
EDUCATION (excluding schools)	
Libraries	6,602.34
Other Educational Services	
STATUTORY EXPENDITURES	
Pensions & F. I. C. A.	99,865.98
Employee Fringe Benefits	30,540.24
Other Statutory Expenditures	6,000.00
CETA And Other Public Employment Programs	9,938.51
MUNICIPAL FUNCTIONS TOTAL	1,353,281.63
CAPITAL IMPROVEMENTS *MEMO*	8,900.00
DEBT SERVICE	
Principal Payments	25,000.00
Interest Payments	44,584.50
DEFERRED CHARGES	18,616.38
SCHOOL, COUNTY, SPECIAL DISTRICT TAXES	3,064,100.45
RESERVE FOR UNCOLLECTED TAXES	150,511.11
EXPENDITURES TOTAL	4,656,094.07

REVENUES-REALIZED	
1980 Property Taxes Collected	3,577,821.17
1980 Payments in Lieu of Taxes	
Delinquent Tax & Lien Collections	46,109.06
Business Personalty Replacement Taxes	241,286.48
Taxes from Public Utilities	272,872.00
Other Miscellaneous Tox Revenues	
State Aid Revenues	103,534.63
Federol Aid Revenues	9,098.99
State and Local Fiscal Assistance Act Utilized	73,698.00
Sale of Acquired Property	
Other Miscelloneous Revenues	63,951.41
Total	4,388,371.74
Prior Years Surplus Appropriated	220,000.00
REVENUES TOTAL	4,608,371.74
Reserve For Uncollected Taxes	150,511.11
CAPITAL OUTLAY TOTAL	110,500.75
Public Enterprises	
Recreation—Culture	
Public Works	110,225.75
Buildings ond Grounds	275.00
Library and Education	
Conservation	
All Other	

CAPITAL DEBT AUTHORIZED, DECEMBER 31, 1980

ISSUED AND UNISSUED	GROSS DEBT	NET DEBT
School		
Self-liquidating	89,942	76,873
Other	1,059,796	1,059,796
Total	1,149,739	1,136,669

ISSUED AND OUTSTANDING	
School	
Self-Liquidoting	80,000.00
Other	904,500.00
Totol	984,500.00
EQUALIZED VALUATION BASIS FOR NET DEBT COMPUTATION	103,300,693

REAL PROPERTY VALUATIONS

Code	Class	# of Parcels	% VAL'N	ASSESSED VALUATION
1	Vacant Land	68	.80	575,051.00
2	Residential	1974	65.83	47,474,380.00
3	Farm	1	.11	77,500.00
4a	Commerciol	56	4.71	3,398,150.00
4b	Industrial	11	21.35	15,399,226.00
4c	Apartments	8	7.20	5,195,700.00
Total		2118		72,120,007.00

Land Area	1.59 Sq. Miles
Net Valuation Taxable-Municipal	71,024,837
Net Valuation Taxable-County	108,875,771
State Equolized Valuation	109,482,326
State Equolizotion Ratio	66.21

1980 PROPERTY TAX		
STATE EQUALIZED TAX RATE →		
Local District School Taxes	1.66	1,784,175.75
Regional & Consolidated School Tax		
School Taxes in Municipal Budget		
Courtty Taxes	1.17	* 1,252,447.59
County Library Taxes	.03	27,477.11
Locol Municipal Purpose Taxes	.55	586,000.00
Veteran & Senior Citizen Taxes		75,300.00
Totol Taxes for Rote Computotion	3.41	3,725,400.45
Special District Taxes		
Bank Corp. Taxes		2,104.54
Added and Omitted Taxes		8,590.74
Total Taxes Levied - ABSTRACT		3,660,795.73
Total Taxes Billed		3,658,691.19
1980 TAXES COLLECTED		3,577,821.17
1980 Taxes Cancelled, Abated or Adjusted		61,597.76
Transfer to Tax Title Liens or Foreclosed		
Balance Outstanding Dec. 31, 1980		19,272.26

PRIOR YEARS TAXES OUTSTANDING	
Balance January 1, 1980	88,375.05
Collected in 1980	37,264.08
Cancelled, Abated or Adjusted 1980	
Transfers to Tax Title Liens or Foreclosed	
Balance December 31, 1980	51,110.97
TAX TITLE LIENS OUTSTANDING	
Balance January 1, 1980	14,065.99
Transfer From Taxes	
Redeemed in 1980	8,844.98
Cancelled, Abated or Adjusted (1980)	
Transfers to Foreclosed Property	
Balance December 31, 1980	5,221.01
PROPERTY ACQUIRED BY DEED OR FORECLOSURE	
Balance January 1, 1980	3,342.00
Transfers From Taxes or Liens	
Sale for Cash (1980)	
Cancelled, Abated or Adjusted (1980)	
Balance December 31, 1980	3,342.00

CURRENT FINANCES DECEMBER 31, 1980	
ASSETS	
Cash Dec. 31, 1980	278,928.86
Taxes Receivable	70,383.23
Tax Title Liens	5,221.01
Foreclosed Property	3,342.00
Emergencies & Other Deferred Charges	41,580.97
State and Federal Aid Receivable	3,543.04
Other Receivables	128,678.87
Total	531,677.98
LIABILITIES, RESERVES, AND SURPLUS	
Cash Liabilities	115,235.60
Reserves for Receivables	207,625.11
Surplus Dec. 31, 1980	208,817.27
Total	531,677.98

*Includes County Health Service Taxes or County Vocational School Taxes. See Table 13, pgs. 675, 676.

0301

Population 1970 815
Population 1980 1,344
S & P Rating
Moody Rating

General Tax Rate Per $100 3.20
State Equalized Tax Rate 2.43

BASS RIVER TOWNSHIP — BURLINGTON CO.

Form of Government:
Commission (1911)
Number of Members on Governing Body 3

PER CAPITA		PER CENT	
Gross Debt	962.14	Gross Debt	3.63
Net Debt	42.41	Net Debt	.16
Debt Service		Tax Levy Collected	80.16
Total Tax Levy	717.40	Tax Levy Cancelled, Abated or Adjusted	2.85
Municipal Expenditures	304.48		

EXPENDITURES	
GENERAL GOVERNMENT	
Governing Body & Public Boards	
Municipal Clerk	
Financial Administration	8,000.00
Assessment of Taxes	10,071.76
Collection of Taxes	17,021.47
Planning, Housing & Development	3,400.00
Human Resources	
Elections	
General Administration (other)	57,712.50
JUDICIARY	
Municipal Courts	11,255.00
PUBLIC SAFETY	
Fire Protection	12,500.00
Police Protection	3,500.00
Civil Defense & Disaster Control	400.00
Environmental Inspection & Control	11,655.22
Other Public Safety	
PUBLIC WORKS	
Streets and Drainage	27,070.00
Sewers and Sewage Processing	
Garbage and Trash Disposal	22,500.00
Public Buildings and Grounds	3,650.00
Other Public Works	
HEALTH and WELFARE	
Health Services Except Environmental	660.00
Welfare-Public Assistance	918.05
Hospitals, Clinics, First Aid	
Animal, Insect, & Rodent Control	2,900.00
Other Welfare Services	
RECREATION and CONSERVATION	
Beaches and Boardwalks	
Parks, Playgrounds, Shade Trees	
Land Reclamation & Conservation	240.00
Other Recreational Services	1,550.00
EDUCATION (excluding schools)	
Libraries	200.00
Other Educational Services	
STATUTORY EXPENDITURES	
Pensions & F. I. C. A.	8,517.00
Employee Fringe Benefits	
Other Statutory Expenditures	500.00
CETA And Other Public Employment Programs	
MUNICIPAL FUNCTIONS TOTAL	204,221.00
CAPITAL IMPROVEMENTS *MEMO*	
DEBT SERVICE	
Principal Payments	
Interest Payments	
DEFERRED CHARGES	5,000.00
SCHOOL, COUNTY, SPECIAL DISTRICT TAXES	932,739.39
RESERVE FOR UNCOLLECTED TAXES	200,000.00
EXPENDITURES TOTAL	1,341,960.39

REVENUES REALIZED	
1980 Property Taxes Collected	772,589.44
1980 Payments in Lieu of Taxes	
Delinquent Tax & Lien Collections	122,762.64
Business Personalty Replacement Taxes	22,269.80
Taxes from Public Utilities	64,629.00
Other Miscellaneous Tax Revenues	
State Aid Revenues	6,168.40
Federal Aid Revenues	
State and Local Fiscal Assistance Act Utilized	26,200.81
Sale of Acquired Property	
Other Miscellaneous Revenues	83,231.39
Total	1,097,851.48
Prior Years Surplus Appropriated	113,000.00
REVENUES TOTAL	1,210,851.48
Reserve For Uncollected Taxes	200,000.00
CAPITAL OUTLAY TOTAL	43,727.36
Public Enterprises	
Recreation—Culture	
Public Works	43,727.36
Buildings and Grounds	
Library and Education	
Conservation	
All Other	

CAPITAL DEBT AUTHORIZED, DECEMBER 31, 1980

ISSUED AND UNISSUED	GROSS DEBT	NET DEBT
School	1,236,121	
Self-liquidating		
Other	57,000	57,000
Total	1,293,121	57,000
ISSUED AND OUTSTANDING		
School		1,236,121.71
Self-Liquidating		
Other		43,000.00
Total		1,279,121.71
EQUALIZED VALUATION BASIS FOR NET DEBT COMPUTATION		35,642,746

REAL PROPERTY VALUATIONS

Code	Class	# of Parcels	% VAL'N	ASSESSED VALUATION
1	Vacant Land	873	34.67	10,185,110.00
2	Residential	487	49.79	14,629,200.00
3	Farm	23	4.00	1,174,040.00
4a	Commercial	46	11.55	3,392,600.00
4b	Industrial			
4c	Apartments			
Total		1429		29,380,950.00

Land Area 77.35 Sq. Miles

Net Valuation Taxable-Municipal	29,933,856
Net Valuation Taxable-County	38,050,228
State Equalized Valuation	39,095,409
State Equalization Ratio	76.23

1980 PROPERTY TAX		
STATE EQUALIZED TAX RATE		
Local District School Taxes	.82	321,196.00
Regional & Consolidated School Tax	.94	368,792.62
School Taxes in Municipal Budget		
County Taxes	.59	230,068.58
County Library Taxes	.03	12,682.19
Local Municipal Purpose Taxes	.06	24,000.00
Veteran & Senior Citizen Taxes		18,100.00
Total Taxes for Rate Computation	2.44	974,839.39
Special District Taxes		
Bank Corp. Taxes		420.91
Added and Omitted Taxes		7,027.28
Total Taxes Levied - ABSTRACT		964,187.58
Total Taxes Billed		963,766.67
1980 TAXES COLLECTED		772,589.44
1980 Taxes Cancelled, Abated or Adjusted		27,439.26
Transfer to Tax Title Liens or Foreclosed		
Balance Outstanding Dec. 31, 1980		163,737.97
PRIOR YEARS TAXES OUTSTANDING		
Balance January 1, 1980		140,335.93
Collected in 1980		118,534.52
Cancelled, Abated or Adjusted 1980		
Transfers to Tax Title Liens or Foreclosed		
Balance December 31, 1980		21,801.41
TAX TITLE LIENS OUTSTANDING		
Balance January 1, 1980		29,484.84
Transfer From Taxes		
Redeemed in 1980		4,229.12
Cancelled, Abated or Adjusted (1980)		
Transfers to Foreclosed Property		
Balance December 31, 1980		25,256.72
PROPERTY ACQUIRED BY DEED OR FORECLOSURE		
Balance January 1, 1980		3,700.00
Transfers From Taxes or Liens		
Sale for Cash (1980)		
Cancelled, Abated or Adjusted (1980)		
Balance December 31, 1980		3,700.00

CURRENT FINANCES DECEMBER 31, 1980	
ASSETS	
Cash Dec 31, 1980	283,793.33
Taxes Receivable	185,539.38
Tax Title Liens	25,256.72
Foreclosed Property	3,700.00
Emergencies & Other Deferred Charges	
State and Federal Aid Receivable	
Other Receivables	971.71
Total	499,261.14
LIABILITIES, RESERVES, AND SURPLUS	
Cash Liabilities	184,220.82
Reserves for Receivables	215,467.81
Surplus Dec 31, 1980	99,572.51
Total	499,261.14

1502

Population 1970	1,085
Population 1980	1,340
S & P Rating	A-
Moody Rating	A

General Tax Rate Per $100 — 1.52

State Equalized Tax Rate — 1.37

BAY HEAD BOROUGH – OCEAN CO.

Form of Government:
Borough Council
Number of Members on Governing Body 6

PER CAPITA		PER CENT	
Gross Debt	956.21	Gross Debt	1.49
Net Debt	933.82	Net Debt	1.46
Debt Service	39.86	Tax Levy Collected	97.53
Total Tax Levy	1,045.87	Tax Levy Cancelled, Abated or Adjusted	.07
Municipal Expenditures	634.26		

EXPENDITURES	
GENERAL GOVERNMENT	
Governing Body & Public Boards	
Municipal Clerk	
Financial Administration	
Assessment of Taxes	6,596.00
Collection of Taxes	10,815.00
Planning, Housing & Development	4,000.00
Human Resources	
Elections	400.00
General Administration (other)	82,844.00
JUDICIARY	
Municipal Courts	14,100.00
PUBLIC SAFETY	
Fire Protection	25,835.00
Police Protection	159,861.00
Civil Defense & Disaster Control	600.00
Environmental Inspection & Control	5,750.00
Other Public Safety	
PUBLIC WORKS	
Streets and Drainage	61,332.50
Sewers and Sewage Processing	129,385.00
Garbage and Trash Disposal	87,500.00
Public Buildings and Grounds	37,135.00
Other Public Works	
HEALTH and WELFARE	
Health Services Except Environmental	845.00
Welfare-Public Assistance	2,350.00
Hospitals, Clinics, First Aid	
Animal, Insect, & Rodent Control	700.00
Other Welfare Services	
RECREATION and CONSERVATION	
Beaches and Boardwalks	600.00
Parks, Playgrounds, Shade Trees	3,950.00
Land Reclamation & Conservation	
Other Recreational Services	
EDUCATION (excluding schools)	
Libraries	6,250.00
Other Educational Services	
STATUTORY EXPENDITURES	
Pensions & F. I. C. A	38,294.84
Employee Fringe Benefits	10,325.00
Other Statutory Expenditures	1,430.00
CETA And Other Public Employment Programs	3,224.00
MUNICIPAL FUNCTIONS TOTAL	694,122.34
CAPITAL IMPROVEMENTS *MEMO*	10,000.00
DEBT SERVICE	
Principal Payments	20,000.00
Interest Payments	33,415.50
DEFERRED CHARGES	6,400.00
SCHOOL, COUNTY, SPECIAL DISTRICT TAXES	993,033.01
RESERVE FOR UNCOLLECTED TAXES	95,965.76
EXPENDITURES TOTAL	1,842,936.61

REVENUES-REALIZED		
1980 Property Taxes Collected		1,364,318.26
1980 Payments in Lieu of Taxes		
Delinquent Tax & Lien Collections		56,396.31
Business Personalty Replacement Taxes		8,387.52
Taxes from Public Utilities		88,138.89
Other Miscellaneous Tax Revenues		
State Aid Revenues		15,546.13
Federal Aid Revenues		
State and Local Fiscal Assistance Act Utilized		22,438.00
Sale of Acquired Property		
Other Miscellaneous Revenues		238,200.96
	Total	1,793,426.07
Prior Years Surplus Appropriated		197,000.00
REVENUES	TOTAL	1,990,426.07
Reserve For Uncollected Taxes		95,965.76
CAPITAL OUTLAY	TOTAL	261,550.38
Public Enterprises		
Recreation—Culture		
Public Works		86,066.61
Buildings and Grounds		6,055.20
Library and Education		169,428.57
Conservation		
All Other		

CAPITAL DEBT AUTHORIZED, DECEMBER 31, 1980

ISSUED AND UNISSUED	GROSS DEBT	NET DEBT
School	30,000	
Self-liquidating		
Other	1,251,315	1,251,315
Total	1,281,315	1,251,315
ISSUED AND OUTSTANDING		
School		30,000.00
Self-Liquidating		
Other		968,867.44
Total		998,867.44
EQUALIZED VALUATION BASIS FOR NET DEBT COMPUTATION		85,769,229

REAL PROPERTY VALUATIONS

Code	Class	# of Parcels	% VAL'N	ASSESSED VALUATION
1	Vacant Land	111	4.87	4,430,650.00
2	Residential	866	88.33	80,338,750.00
3	Farm			
4a	Commercial	42	6.18	5,622,800.00
4b	Industrial			
4c	Apartments	2	.62	563,300.00
Total		1021		90,955,500.00

Land Area .60 Sq. Miles

Net Valuation Taxable-Municipal	91,422,774
Net Valuation Taxable-County	86,100,259
State Equalized Valuation	101,661,754
State Equalization Ratio	90.25

1980 PROPERTY TAX		
STATE EQUALIZED TAX RATE		
Local District School Taxes	.58	584,363.00
Regional & Consolidated School Tax		
School Taxes in Municipal Budget		
County Taxes	.38	* 386,681.21
County Library Taxes	.02	21,988.70
Local Municipal Purpose Taxes	.39	396,220.00
Veteran & Senior Citizen Taxes		11,450.00
Total Taxes for Rate Computation	1.37	1,400,703.01
Special District Taxes		
Bank Corp. Taxes		2,544.78
Added and Omitted Taxes		9,667.82
Total Taxes Levied - ABSTRACT		1,401,465.61
Total Taxes Billed		1,398,520.93
1980 TAXES COLLECTED		1,364,318.26
1980 Taxes Cancelled, Abated or Adjusted		927.20
Transfer to Tax Title Liens or Foreclosed		3,122.08
Balance Outstanding Dec. 31, 1980		30,553.29
PRIOR YEARS TAXES OUTSTANDING		
Balance January 1, 1980		56,316.40
Collected in 1980		56,396.31
Cancelled, Abated or Adjusted 1980		
Transfers to Tax Title Liens or Foreclosed		
Balance December 31, 1980		-79.91
TAX TITLE LIENS OUTSTANDING		
Balance January 1, 1980		14,963.12
Transfer From Taxes		3,122.08
Redeemed in 1980		
Cancelled, Abated or Adjusted (1980)		
Transfers to Foreclosed Property		
Balance December 31, 1980		18,085.20
PROPERTY ACQUIRED BY DEED OR FORECLOSURE		
Balance January 1, 1980		
Transfers From Taxes or Liens		
Sale for Cash (1980)		
Cancelled, Abated or Adjusted (1980)		
Balance December 31, 1980		
CURRENT FINANCES DECEMBER 31, 1980		
ASSETS		
Cash Dec. 31, 1980		877,320.14
Taxes Receivable		30,473.38
Tax Title Liens		18,085.20
Foreclosed Property		
Emergencies & Other Deferred Charges		14,520.00
State and Federal Aid Receivable		842.85
Other Receivables		35,167.09
Total		976,408.66
LIABILITIES, RESERVES, AND SURPLUS		
Cash Liabilities		522,624.78
Reserves for Receivables		83,725.67
Surplus Dec. 31, 1980		370,058.21
Total		976,408.66

*Includes County Health Service Taxes or County Vocational School Taxes. See Table 13, pgs. 675, 676.

0901

Popolution 1970 72,815
Popolution 1980 65,047
S & P Roting A
Moody Roting A

Generol Tox Rote Per $100. 7.89
Stote Equolized Tox Rote 4.07

BAYONNE CITY — HUDSON CO.

Form of Government:
Mayor-Council Plan C (OMCL50)
Number of Members on Governing Body 5

PER CAPITA:		PER CENT:	
Gross Debt	355.09	Gross Debt	3.20
Net Debt	142.17	Net Debt	1.28
Debt Service	21.08	Tox Levy Collected	97.72
Totol Tox Levy	496.98	Tox Levy Concelled, Aboted or Adjusted	.24
Municipol Expenditures	383.30		

EXPENDITURES	
GENERAL GOVERNMENT	
Governing Body & Public Boords	171,750.00
Municipol Clerk	112,250.00
Finonciol Administrotion	187,350.00
Assessment of Toxes	90,820.00
Collection of Toxes	82,900.00
Plonning, Housing & Development	83,445.00
Humon Resources	338,581.00
Elections	48,000.00
Generol Administrotion (other)	1,245,098.65
JUDICIARY	
Municipol Courts	172,300.00
PUBLIC SAFETY	
Fire Protection	4,012,533.29
Police Protection	4,076,600.00
Civil Defense & Disoster Control	23,800.00
Environmentol Inspection & Control	126,980.00
Other Public Sofety	99,970.00
PUBLIC WORKS	
Streets ond Droinoge	949,760.00
Sewers ond Sewoge Processing	
Gorboge ond Trosh Disposol	741,440.00
Public Buildings ond Grounds	1,320,720.00
Other Public Works	
HEALTH ond WELFARE	
Heolth Services Except Environmentol	570,969.00
Welfore-Public Assistonce	224,370.00
Hospitols, Clinics, First Aid	85,000.00
Animol, Insect, & Rodent Control	6,200.00
Other Welfore Services	37,650.00
RECREATION ond CONSERVATION	
Beoches ond Boordwolks	
Porks, Ploygrounds, Shode Trees	671,710.00
Lond Reclomotion & Conservotion	1,000.00
Other Recreotionol Services	452,200.00
EDUCATION (excluding schools)	
Librories	668,420.00
Other Educotionol Services	5,000.00
STATUTORY EXPENDITURES	
Pensions & F. I. C. A.	3,013,682.00
Employee Fringe Benefits	620,000.00
Other Stotutory Expenditures	70,000.00
CETA And Other Public Employment Progroms	1,437,382.00
MUNICIPAL FUNCTIONS TOTAL	21,747,920.94
CAPITAL IMPROVEMENTS *MEMO*	135,565.18
DEBT SERVICE	
Principal Payments	965,000.00
Interest Payments	406,490.50
DEFERRED CHARGES	298,347.34
SCHOOL, COUNTY, SPECIAL DISTRICT TAXES	20,761,376.73
RESERVE FOR UNCOLLECTED TAXES	1,514,534.87
EXPENDITURES TOTAL	45,693,670.38

REVENUES-REALIZED		
1980 Property Toxes Collected		31,554,878.16
1980 Payments in Lieu of Toxes		98,047.08
Delinquent Tox & Lien Collections		982,342.08
Business Personolty Replocement Toxes		2,816,890.00
Toxes from Public Utilities		2,209,154.00
Other Miscelloneous Tox Revenues		36,000.00
Stote Aid Revenues		1,624,972.38
Federol Aid Revenues		884,884.72
Stote ond Locol Fiscol Assistonce Act Utilized		972,308.29
Sole of Acquired Property		510.00
Other Miscelloneous Revenues		2,359,633.00
	Totol	43,539,619.71
Prior Yeors Surplus Approprioted		2,700,000.00
REVENUES	TOTAL	46,239,619.71
Reserve For Uncollected Toxes		1,514,534.87
CAPITAL OUTLAY	TOTAL	4,965,713.49
Public Enterprises		640,361.20
Recreotion—Culture		1,711,410.00
Public Works		494,615.79
Buildings ond Grounds		9,326.50
Librory ond Educotion		2,110,000.00
Conservotion		
All Other		

CAPITAL DEBT AUTHORIZED, DECEMBER 31, 1980

ISSUED AND UNISSUED	GROSS DEBT	NET DEBT
School	7,728,000	
Self-liquidoting	5,062,250	
Other	10,307,500	9,247,500
Totol	23,097,750	9,247,500

ISSUED AND OUTSTANDING	
School	3,200,000.00
Self-Liquidating	2,362,250.00
Other	8,011,250.00
Total	13,573,500.00
EQUALIZED VALUATION BASIS FOR NET DEBT COMPUTATION	721,280,813

REAL PROPERTY VALUATIONS

Code	Class	# of Parcels	% VAL'N	ASSESSED VALUATION
1	Vocont Lond	569	3.00	12,031,100.00
2	Residentiol	9559	45.11	180,805,800.00
3	Form			
4o	Commerciol	1445	13.63	54,614,400.00
4b	Industriol	179	32.28	129,371,400.00
4c	Aportments	368	5.99	23,994,600.00
Total		12120		400,817,300.00

Land Area 5.39 Sq. Miles

Net Valuation Taxable-Municipal	408,196,383
Net Valuation Taxable-County	784,117,887
State Equalized Valuation	784,271,889
State Equalization Ratio	51.63

1980 PROPERTY TAX		
STATE EQUALIZED TAX RATE		
Locol District School Toxes	1.54	12,182,910.50
Regionol & Consolidoted School Tox		
School Toxes in Municipol Budget		
County Toxes	1.09	8,578,466.23
County Library Toxes		
Locol Municipol Purpose Toxes	1.45	11,432,230.87
Veteron & Senior Çitizen Toxes		398,890.00
Total Toxes for Rate Computotion	4.08	32,592,497.60
Speciol District Toxes		
Bonk Corp. Toxes		38,617.87
Added ond Omitted Toxes		95,157.30
Totol Toxes Levied - ABSTRACT		32,327,382.77
Totol Toxes Billed		32,289,613.62
1980 TAXES COLLECTED		31,554,878.16
1980 Toxes Concelled, Aboted or Adjusted		78,819.48
Transfer to Tox Title Liens or Foreclosed		53,620.65
Bolonce Outstonding Dec. 31, 1980		602,295.33
PRIOR YEARS TAXES OUTSTANDING		
Bolonce Jonuory 1, 1980		1,339,118.34
Collected in 1980		805,179.91
Cancelled, Aboted or Adjusted 1980		140,554.97
Transfers to Tox Title Liens or Foreclosed		93,686.74
Bolonce December 31, 1980		299,696.72
TAX TITLE LIENS OUTSTANDING		
Bolonce Jonuory 1, 1980		326,926.04
Transfer From Toxes		58,957.87
Redeemed in 1980		177,162.17
Cancelled, Aboted or Adjusted (1980)		
Transfers to Foreclosed Property		
Bolonce December 31, 1980		208,721.74
PROPERTY ACQUIRED BY DEED OR FORECLOSURE		
Bolonce Jonuory 1, 1980		2,892,927.43
Transfers From Toxes or Liens		89,013.57
Sole for Cash (1980)		
Cancelled, Abated or Adjusted (1980)		
Bolonce December 31, 1980		2,981,941.00
CURRENT FINANCES DECEMBER 31, 1980		
ASSETS		
Cosh Dec. 31, 1980		6,863,054.04
Toxes Receivoble		501,992.05
Tox Title Liens		208,721.74
Foreclosed Property		2,981,941.00
Emergencies & Other Deferred Chorges		10,272.59
Stote ond Federol Aid Receivoble		330,837.04
Other Receivobles		364,991.12
Totol		11,661,809.58
LIABILITIES, RESERVES, AND SURPLUS		
Cosh Liobilities		3,470,861.93
Reserves for Receivobles		4,457,645.91
Surplus Dec. 31, 1980		3,733,301.74
Totol		11,661,809.58

1980/3000

1503

Population 1970 1,490
Population 1980 1,714
S & P Rating
Moody Rating BAA-1

General Tax Rate Per $100 2.00
State Equalized Tax Rate 1.34

BEACH HAVEN BOROUGH — OCEAN CO.

Form of Government:
Commission (1911)
Number of Members on Governing Body 3

PER CAPITA		PER CENT:	
Gross Debt	728.02	Gross Debt	.94
Net Debt	447.20	Net Debt	.58
Debt Service	33.48	Tax Levy Collected	95.59
Total Tax Levy	1,188.58	Tax Levy Cancelled, Abated or Adjusted	
Municipal Expenditures	732.29		

EXPENDITURES	
GENERAL GOVERNMENT	
Governing Body & Public Boards	100.00
Municipal Clerk	7,850.00
Financial Administration	16,479.80
Assessment of Taxes	10,000.00
Collection of Taxes	22,350.00
Planning, Housing & Development	11,525.00
Human Resources	
Elections	
General Administration (other)	134,736.06
JUDICIARY	
Municipal Courts	7,550.00
PUBLIC SAFETY	
Fire Protection	11,350.00
Police Protection	229,500.00
Civil Defense & Disaster Control	2,200.00
Environmental Inspection & Control	6,720.20
Other Public Safety	
PUBLIC WORKS	
Streets and Drainage	170,245.00
Sewers and Sewage Processing	
Garbage and Trash Disposal	109,600.00
Public Buildings and Grounds	46,386.00
Other Public Works	
HEALTH and WELFARE	
Health Services Except Environmental	1,200.00
Welfare-Public Assistance	1,800.00
Hospitals, Clinics, First Aid	2,000.00
Animal, Insect, & Rodent Control	1,010.00
Other Welfare Services	
RECREATION and CONSERVATION	
Beaches and Boardwalks	99,105.00
Parks, Playgrounds, Shade Trees	16,134.00
Land Reclamation & Conservation	
Other Recreational Services	6,900.00
EDUCATION (excluding schools)	
Libraries	26,820.00
Other Educational Services	
STATUTORY EXPENDITURES	
Pensions & F. I. C. A.	80,743.00
Employee Fringe Benefits	21,340.00
Other Statutory Expenditures	4,000.00
CETA And Other Public Employment Programs	46,600.00
MUNICIPAL FUNCTIONS TOTAL	1,094,244.06
CAPITAL IMPROVEMENTS *MEMO*	3,300.00
DEBT SERVICE	
Principal Payments	30,000.00
Interest Payments	27,385.00
DEFERRED CHARGES	3,519.94
SCHOOL, COUNTY, SPECIAL DISTRICT TAXES	1,460,947.12
RESERVE FOR UNCOLLECTED TAXES	100,000.00
EXPENDITURES TOTAL	2,716,056.12

REVENUES REALIZED		
1980 Property Taxes Collected		1,935,582.85
1980 Payments in Lieu of Taxes		
Delinquent Tax & Lien Collections		85,310.67
Business Personalty Replacement Taxes		25,666.52
Taxes from Public Utilities		131,490.00
Other Miscellaneous Tax Revenues		
State Aid Revenues		10,685.14
Federal Aid Revenues		49,979.95
State and Local Fiscal Assistance Act Utilized		59,540.09
Sale of Acquired Property		
Other Miscellaneous Revenues		282,471.80
	Total	2,584,727.02
Prior Years Surplus Appropriated		260,000.00
REVENUES	TOTAL	2,844,727.02
Reserve For Uncollected Taxes		100,000.00
CAPITAL OUTLAY	TOTAL	163,502.72
Public Enterprises		
Recreation—Culture		
Public Works		152,133.86
Buildings and Grounds		11,368.86
Library and Education		
Conservation		
All Other		

CAPITAL DEBT AUTHORIZED, DECEMBER 31, 1980

ISSUED AND UNISSUED	GROSS DEBT	NET DEBT
School	281,312	
Self-liquidating	200,000	
Other	766,506	766,506
Total	1,247,819	766,506
ISSUED AND OUTSTANDING		
School		281,312.73
Self-Liquidating		95,000.00
Other		766,506.55
Total		1,142,819.28
EQUALIZED VALUATION BASIS FOR NET DEBT COMPUTATION		132,107,824

REAL PROPERTY VALUATIONS

Code	Class	# of Parcels	% VAL'N	ASSESSED VALUATION
1	Vacant Land	286	6.99	7,007,720.00
2	Residential	1524	74.34	74,505,120.00
3	Farm			
4a	Commercial	120	14.66	14,694,700.00
4b	Industrial			
4c	Apartments	47	4.00	4,012,900.00
Total		1977		100,220,440.00

Land Area 1.00 Sq. Miles

Net Valuation Taxable-Municipal	100,875,989
Net Valuation Taxable-County	133,853,744
State Equalized Valuation	149,682,226
State Equalization Ratio	67.25

1980 PROPERTY TAX		
STATE EQUALIZED TAX RATE		
Local District School Taxes	.21	313,251.00
Regional & Consolidated School Tax	.37	547,646.21
School Taxes in Municipal Budget		
County Taxes	.40	* 600,049.91
County Library Taxes		
Local Municipal Purpose Taxes	.37	555,000.00
Veteran & Senior Citizen Taxes		25,960.00
Total Taxes for Rate Computation	1.35	2,041,907.12
Special District Taxes		
Bank Corp. Taxes		12,283.91
Added and Omitted Taxes		8,994.06
Total Taxes Levied - ABSTRACT		2,027,225.09
Total Taxes Billed		2,024,941.18
1980 TAXES COLLECTED		1,935,582.85
1980 Taxes Cancelled, Abated or Adjusted		
Transfer to Tax Title Liens or Foreclosed		
Balance Outstanding Dec. 31, 1980		89,358.33

PRIOR YEARS TAXES OUTSTANDING	
Balance January 1, 1980	87,926.66
Collected in 1980	87,921.19
Cancelled, Abated or Adjusted 1980	
Transfers to Tax Title Liens or Foreclosed	
Balance December 31, 1980	5.47
TAX TITLE LIENS OUTSTANDING	
Balance January 1, 1980	3,868.90
Transfer From Taxes	
Redeemed in 1980	1,389.48
Cancelled, Abated or Adjusted (1980)	
Transfers to Foreclosed Property	
Balance December 31, 1980	2,479.42
PROPERTY ACQUIRED BY DEED OR FORECLOSURE	
Balance January 1, 1980	24,705.00
Transfers From Taxes or Liens	
Sale for Cash (1980)	
Cancelled, Abated or Adjusted (1980)	
Balance December 31, 1980	24,705.00

CURRENT FINANCES DECEMBER 31, 1980	
ASSETS	
Cash Dec. 31, 1980	774,133.98
Taxes Receivable	89,363.80
Tax Title Liens	2,479.42
Foreclosed Property	24,705.00
Emergencies & Other Deferred Charges	11,810.81
State and Federal Aid Receivable	
Other Receivables	49,533.52
Total	952,026.53
LIABILITIES, RESERVES, AND SURPLUS	
Cash Liabilities	540,276.24
Reserves for Receivables	166,081.74
Surplus Dec. 31, 1980	245,668.55
Total	952,026.53

*Includes County Health Service Taxes or County Vocational School Taxes. See Table 13, pgs. 675, 676.

1504

Population 1970 4,445
Population 1980 7,687
S & P Rating
Moody Rating BAA-1

General Tax Rate Per $100. 2.88
State Equalized Tax Rate 2.64

BEACHWOOD BOROUGH — OCEAN CO.

Form of Government:
Borough Council
Number of Members on Governing Body 6

PER CAPITA:		PER CENT:	
Gross Debt	423.81	Gross Debt	3.30
Net Debt	131.27	Net Debt	1.07
Debt Service	22.62	Tax Levy Collected	90.07
Total Tax Levy	385.70	Tax Levy Cancelled, Abated or Adjusted	
Municipal Expenditures	198.83		

EXPENDITURES	
GENERAL GOVERNMENT	
Governing Body & Public Boards	
Municipal Clerk	
Financial Administration	13,448.53
Assessment of Taxes	13,434.37
Collection of Taxes	33,346.19
Planning, Housing & Development	2,605.00
Human Resources	
Elections	3,300.00
General Administration (other)	159,637.97
JUDICIARY	
Municipal Courts	21,760.10
PUBLIC SAFETY	
Fire Protection	22,400.00
Police Protection	332,759.37
Civil Defense & Disaster Control	3,051.00
Environmental Inspection & Control	4,795.47
Other Public Safety	
PUBLIC WORKS	
Streets and Drainage	136,361.09
Sewers and Sewage Processing	
Garbage and Trash Disposal	86,325.79
Public Buildings and Grounds	46,522.88
Other Public Works	1,440.00
HEALTH and WELFARE	
Health Services Except Environmental	2,142.00
Welfare-Public Assistance	11,658.00
Hospitals, Clinics, First Aid	
Animal, Insect, & Rodent Control	
Other Welfare Services	
RECREATION and CONSERVATION	
Beaches and Boardwalks	6,468.00
Parks, Playgrounds, Shade Trees	500.00
Land Reclamation & Conservation	
Other Recreational Services	12,871.48
EDUCATION (excluding schools)	
Libraries	2,415.00
Other Educational Services	
STATUTORY EXPENDITURES	
Pensions & F. I. C. A.	66,803.06
Employee Fringe Benefits	36,484.16
Other Statutory Expenditures	3,300.00
CETA And Other Public Employment Programs	23,400.00
MUNICIPAL FUNCTIONS TOTAL	1,047,229.46
CAPITAL IMPROVEMENTS *MEMO*	
DEBT SERVICE	
Principal Payments	149,571.17
Interest Payments	24,274.50
DEFERRED CHARGES	45,723.52
SCHOOL, COUNTY, SPECIAL DISTRICT TAXES	2,278,929.05
RESERVE FOR UNCOLLECTED TAXES	261,585.00
EXPENDITURES TOTAL	3,807,312.70

REVENUES-REALIZED	
1980 Property Taxes Collected	2,670,357.78
1980 Payments in Lieu of Taxes	
Delinquent Tax & Lien Collections	213,268.66
Business Personalty Replacement Taxes	10,925.88
Taxes from Public Utilities	186,040.00
Other Miscellaneous Tax Revenues	
State Aid Revenues	87,680.96
Federal Aid Revenues	21,935.07
State and Local Fiscal Assistance Act Utilized	98,651.00
Sale of Acquired Property	
Other Miscellaneous Revenues	228,834.38
Total	3,517,693.73
Prior Years Surplus Appropriated	330,000.00
REVENUES TOTAL	3,847,693.73
Reserve For Uncollected Taxes	261,585.00
CAPITAL OUTLAY TOTAL	75,372.45
Public Enterprises	
Recreation—Culture	
Public Works	13,859.66
Buildings and Grounds	61,512.79
Library and Education	
Conservation	
All Other	

CAPITAL DEBT AUTHORIZED, DECEMBER 31, 1980

ISSUED AND UNISSUED	GROSS DEBT	NET DEBT
School	1,807,616	
Self-liquidating	441,178	
Other	1,009,062	1,009,062
Total	3,257,857	1,009,062

ISSUED AND OUTSTANDING	
School	
Self-Liquidating	316,400.00
Other	940,465.40
Total	1,256,865.40
EQUALIZED VALUATION BASIS FOR NET DEBT COMPUTATION	98,778,210

REAL PROPERTY VALUATIONS

Code	Class	# of Parcels	% VAL'N	ASSESSED VALUATION
1	Vacant Land	2127	8.56	8,560,220.00
2	Residential	2570	87.45	87,474,000.00
3	Farm			
4a	Commercial	61	4.00	3,998,300.00
4b	Industrial			
4c	Apartments			
Total		4758		100,032,520.00

Land Area	2.80 Sq. Miles
Net Valuation Taxable-Municipal	100,721,176
Net Valuation Taxable-County	99,744,619
State Equalized Valuation	109,431,476
State Equalization Ratio	91.99

1980 PROPERTY TAX		
STATE EQUALIZED TAX RATE →		
Local District School Taxes		
Regional & Consolidated School Tax	1.65	1,806,400.68
School Taxes in Municipal Budget		
County Taxes	.41	* 447,109.22
County Library Taxes	.02	25,419.15
Local Municipal Purpose Taxes	.56	617,000.00
Veteran & Senior Citizen Taxes		77,530.00
Total Taxes for Rate Computation	2.64	2,973,459.05
Special District Taxes		
Bank Corp. Taxes		
Added and Omitted Taxes		68,977.09
Total Taxes Levied - ABSTRACT		2,964,906.14
Total Taxes Billed		2,964,906.14
1980 TAXES COLLECTED		2,670,357.78
1980 Taxes Cancelled, Abated or Adjusted		
Transfer to Tax Title Liens or Foreclosed		19,767.04
Balance Outstanding Dec. 31, 1980		274,781.32

PRIOR YEARS TAXES OUTSTANDING	
Balance January 1, 1980	210,095.75
Collected in 1980	198,800.26
Cancelled, Abated or Adjusted 1980	
Transfers to Tax Title Liens or Foreclosed	10,789.82
Balance December 31, 1980	505.67
TAX TITLE LIENS OUTSTANDING	
Balance January 1, 1980	18,423.61
Transfer From Taxes	31,725.49
Redeemed in 1980	14,468.40
Cancelled, Abated or Adjusted (1980)	
Transfers to Foreclosed Property	
Balance December 31, 1980	35,680.70
PROPERTY ACQUIRED BY DEED OR FORECLOSURE	
Balance January 1, 1980	996,641.00
Transfers From Taxes or Liens	
Sale for Cash (1980)	30,110.00
Cancelled, Abated or Adjusted (1980)	36,790.00
Balance December 31, 1980	929,741.00

CURRENT FINANCES DECEMBER 31, 1980	
ASSETS	
Cash Dec. 31, 1980	1,389,015.01
Taxes Receivable	275,286.99
Tax Title Liens	35,680.70
Foreclosed Property	929,741.00
Emergencies & Other Deferred Charges	47,788.80
State and Federal Aid Receivable	
Other Receivables	60,283.71
Total	2,737,796.21
LIABILITIES, RESERVES, AND SURPLUS	
Cash Liabilities	1,030,314.28
Reserves for Receivables	1,300,992.40
Surplus Dec. 31, 1980	406,489.53
Total	2,737,796.21

*Includes County Health Service Taxes or County Vocational School Taxes. See Table 13, pgs. 675, 676.

1801

Population 1970 2,605
Population 1980 2,469
S & P Rating
Moody Rating

General Tax Rate Per $100. 1.66
State Equalized Tax Rate 1.23

BEDMINSTER TOWNSHIP – SOMERSET CO.

Form of Government:
Township Committee
Number of Members on Governing Body 3

PER CAPITA:		PER CENT:	
Gross Debt	305.87	Gross Debt	.42
Net Debt	305.87	Net Debt	.42
Debt Service	16.67	Tax Levy Collected	97.39
Total Tax Levy	1,097.69	Tax Levy Cancelled, Abated or Adjusted	.03
Municipal Expenditures	533.60		

EXPENDITURES		REVENUES-REALIZED		
GENERAL GOVERNMENT				
Governing Body & Public Boards				
Municipal Clerk		1980 Property Taxes Collected		2,640,473.83
Financial Administration	15,620.88	1980 Payments in Lieu of Taxes		
Assessment of Taxes	20,380.00	Delinquent Tax & Lien Collections		53,363.10
Collection of Taxes	8,669.32	Business Personalty Replacement Taxes		59,576.56
Planning, Housing & Development	152,768.52	Taxes from Public Utilities		198,057.00
Human Resources		Other Miscellaneous Tax Revenues		
Elections		State Aid Revenues		24,167.73
General Administration (other)	248,853.55	Federal Aid Revenues		
JUDICIARY		State and Local Fiscal Assistance Act Utilized		13,558.87
Municipal Courts	36,150.00	Sale of Acquired Property		
PUBLIC SAFETY		Other Miscellaneous Revenues		186,545.70
Fire Protection	26,570.00		Total	3,175,742.79
Police Protection	206,775.00	Prior Years Surplus Appropriated		150,000.00
Civil Defense & Disaster Control	500.00	REVENUES	TOTAL	3,325,742.79
Environmental Inspection & Control	13,900.00	Reserve For Uncollected Taxes		135,043.69
Other Public Safety		CAPITAL OUTLAY	TOTAL	63,474.38
PUBLIC WORKS				
Streets and Drainage	237,205.42	Public Enterprises		
Sewers and Sewage Processing		Recreation—Culture		
Garbage and Trash Disposal		Public Works		63,474.38
Public Buildings and Grounds	26,776.00	Buildings and Grounds		
Other Public Works	11,000.00	Library and Education		
HEALTH and WELFARE		Conservation		
Health Services Except Environmental	28,350.00	All Other		
Welfare-Public Assistance	4,280.00	CAPITAL DEBT AUTHORIZED, DECEMBER 31, 1980		
Hospitals, Clinics, First Aid		ISSUED AND UNISSUED	GROSS DEBT	NET DEBT
Animal, Insect, & Rodent Control		School		
Other Welfare Services		Self-liquidating		
RECREATION and CONSERVATION		Other	755,200	755,200
Beaches and Boardwalks		Total	755,200	755,200
Parks, Playgrounds, Shade Trees				
Land Reclamation & Conservation	4,923.43	ISSUED AND OUTSTANDING		
Other Recreational Services	6,500.00	School		
EDUCATION (excluding schools)		Self-Liquidating		
Libraries	10,500.00	Other		620,000.00
Other Educational Services			Total	620,000.00
STATUTORY EXPENDITURES		EQUALIZED VALUATION BASIS		
Pensions & F. I. C. A.	41,500.00	FOR NET DEBT COMPUTATION		178,154,402
Employee Fringe Benefits	18,000.00	REAL PROPERTY VALUATIONS		
Other Statutory Expenditures	1,850.00	Code Class # of Parcels % VAL'N		ASSESSED VALUATION
CETA And Other Public Employment Programs		1 Vacant Land 98 3.24		4,824,100
MUNICIPAL FUNCTIONS TOTAL	1,121,082.12	2 Residential 556 31.80		47,363,600
CAPITAL IMPROVEMENTS *MEMO*	15,000.00	3 Farm 342 21.62		32,189,700
DEBT SERVICE		4a Commercial 62 43.35		64,556,900
Principal Payments	8,700.00	4b Industrial		
Interest Payments	32,446.56	4c Apartments		148,934,300
		Total 1058		
DEFERRED CHARGES	20,177.89	Land Area 26.70 Sq. Miles		
SCHOOL, COUNTY, SPECIAL DISTRICT TAXES	1,912,775.59	Net Valuation Taxable-Municipal		162,995,572
RESERVE FOR UNCOLLECTED TAXES	135,043.69	Net Valuation Taxable-County		195,385,160
EXPENDITURES TOTAL	3,230,225.85	State Equalized Valuation		214,241,783
		State Equalization Ratio		74.40

1980 PROPERTY TAX		
STATE EQUALIZED TAX RATE ↓		
Local District School Taxes	.41	858,089.00
Regional & Consolidated School Tax		
School Taxes in Municipal Budget		
County Taxes	.44	956,778.98
County Library Taxes	.03	57,907.61
Local Municipal Purpose Taxes	.36	789,784.85
Veteran & Senior Citizen Taxes		15,560.00
Total Taxes for Rate Computation	1.24	2,718,120.44
Special District Taxes		
Bank Corp. Taxes		2,040.55
Added and Omitted Taxes		5,585.84
Total Taxes Levied - ABSTRACT		2,710,186.83
Total Taxes Billed		2,711,312.33
1980 TAXES COLLECTED		2,640,473.83
1980 Taxes Cancelled, Abated or Adjusted		849.42
Transfer to Tax Title Liens or Foreclosed		3,879.42
Balance Outstanding Dec. 31, 1980		66,109.66
PRIOR YEARS TAXES OUTSTANDING		
Balance January 1, 1980		54,557.99
Collected in 1980		53,363.10
Cancelled, Abated or Adjusted 1980		40.03
Transfers to Tax Title Liens or Foreclosed		1,149.28
Balance December 31, 1980		5.48
TAX TITLE LIENS OUTSTANDING		
Balance January 1, 1980		
Transfer From Taxes		5,183.26
Redeemed in 1980		
Cancelled, Abated or Adjusted (1980)		
Transfers to Foreclosed Property		
Balance December 31, 1980		5,183.26
PROPERTY ACQUIRED BY DEED OR FORECLOSURE		
Balance January 1, 1980		
Transfers From Taxes or Liens		
Sale for Cash (1980)		
Cancelled, Abated or Adjusted (1980)		
Balance December 31, 1980		
CURRENT FINANCES DECEMBER 31, 1980		
ASSETS		
Cash Dec. 31, 1980		1,049,564.38
Taxes Receivable		66,115.14
Tax Title Liens		5,183.26
Foreclosed Property		
Emergencies & Other Deferred Charges		10,400.00
State and Federal Aid Receivable		
Other Receivables		16,433.34
Total		1,147,696.12
LIABILITIES, RESERVES, AND SURPLUS		
Cash Liabilities		206,850.71
Reserves for Receivables		87,731.74
Surplus Dec. 31, 1980		853,113.67
Total		1,147,696.12

1980 3000

0701

Papulation 1970 37,740
Papulation 1980 35,367
S & P Rating
Maody Rating

General Tax Rate Per $100. 4.42
State Equalized Tax Rate 3.73

BELLEVILLE TOWN – ESSEX CO.

Form of Government:
Commission (1911)
Number of Members on Governing Body 5

PER CAPITA		PER CENT:	
Grass Debt	53.76	Grass Debt	.40
Net Debt	9.94	Net Debt	.07
Debt Service	.14	Tax Levy Collected	96.51
Total Tax Levy	557.85	Tax Levy Cancelled, Abated ar Adjusted	.53
Municipal Expenditures	300.92		

EXPENDITURES	
GENERAL GOVERNMENT	
Governing Body & Public Baards	39,554.13
Municipal Clerk	65,076.09
Financial Administratian	138,249.58
Assessment of Taxes	18,695.00
Callection of Taxes	32,519.92
Planning, Hausing & Develapment	15,214.00
Human Resources	10,397.80
Electians	6,681.89
General Administration (other)	504,629.67
JUDICIARY	
Municipal Courts	79,200.48
PUBLIC SAFETY	
Fire Protectian	1,697,417.46
Police Protection	2,171,236.67
Civil Defense & Disaster Cantrol	4,774.00
Enviranmental Inspection & Cantral	42,176.76
Other Public Safety	17,418.44
PUBLIC WORKS	
Streets and Drainage	577,029.43
Sewers and Sewage Pracessing	690,852.54
Garbage and Trash Dispasal	500,000.00
Public Buildings and Grounds	401,113.77
Other Public Works	
HEALTH and WELFARE	
Health Services Except Enviranmental	388,399.29
Welfare-Public Assistance	68,541.26
Hospitals, Clinics, First Aid	17,862.11
Animal, Insect, & Radent Cantral	4,000.00
Other Welfare Services	
RECREATION and CONSERVATION	
Beaches and Baardwalks	
Parks, Playgrounds, Shade Trees	120,667.84
Land Reclamatian & Conservation	
Other Recreational Services	276,245.31
EDUCATION (excluding schaals)	
Libraries	226,189.00
Other Educational Services	
STATUTORY EXPENDITURES	
Pensions & F. I. C. A.	910,577.82
Employee Fringe Benefits	320,500.08
Other Statutary Expenditures	
CETA And Other Public Emplayment Programs	
MUNICIPAL FUNCTIONS TOTAL	9,345,220.34
CAPITAL IMPROVEMENTS *MEMO*	130,000.00
DEBT SERVICE	
Principal Payments	1,000.00
Interest Payments	4,000.00
DEFERRED CHARGES	67,902.65
SCHOOL, COUNTY, SPECIAL DISTRICT TAXES	14,741,963.42
RESERVE FOR UNCOLLECTED TAXES	1,224,621.89
EXPENDITURES TOTAL	25,384,708.30

REVENUES-REALIZED		
1980 Praperty Taxes Collected		19,033,020.90
1980 Payments in Lieu af Taxes		
Delinquent Tax & Lien Collections		460,533.75
Business Personalty Replacement Taxes		910,853.84
Taxes from Public Utilities		1,425,438.00
Other Miscellaneaus Tax Revenues		
State Aid Revenues		812,192.62
Federal Aid Revenues		
State and Local Fiscal Assistance Act Utilized		282,075.00
Sale of Acquired Property		
Other Miscellaneaus Revenues		865,031.62
	Total	23,789,145.73
Prior Years Surplus Appropriated		1,400,367.58
REVENUES	TOTAL	25,189,513.31
Reserve For Uncallected Taxes		1,224,621.89
CAPITAL OUTLAY	TOTAL	489,847.23
Public Enterprises		599.00
Recreation—Culture		79,434.00
Public Works		36,913.62
Buildings and Grounds		242,180.59
Library and Educatian		130,720.02
Canservatian		
All Other		

CAPITAL DEBT AUTHORIZED, DECEMBER 31, 1980

ISSUED AND UNISSUED	GROSS DEBT	NET DEBT
Schaal	1,328,000	
Self-liquidating		
Other	573,475	351,653
Total	1,901,475	351,653
ISSUED AND OUTSTANDING		
Schaal		1,328,000.00
Self-Liquidating		
Other		369,000.00
Total		1,697,000.00
EQUALIZED VALUATION BASIS FOR NET DEBT COMPUTATION		474,714,771

REAL PROPERTY VALUATIONS

Code	Class	# af Parcels	% VAL'N	ASSESSED VALUATION
1	Vacant Land	290	.45	1,957,800.00
2	Residential	7140	66.35	291,127,700.00
3	Farm			
4a	Commercial	598	12.31	54,020,500.00
4b	Industrial	169	9.85	43,202,800.00
4c	Apartments	139	11.04	48,442,200.00
Tatal		8336		438,751,000.00

Land Area 3.30 Sq. Miles

Net Valuatian Taxable-Municipal	444,762,300
Net Valuatian Taxable-Caunty	502,836,070
State Equalized Valuation	524,689,187
State Equalization Ratio	84.60

1980 PROPERTY TAX		
STATE EQUALIZED TAX RATE		
Local District School Taxes	1.56	8,223,184.00
Regional & Consolidated School Tax		
Schaal Taxes in Municipal Budget		
Caunty Taxes	1.24	6,518,779.42
Caunty Library Taxes		
Local Municipal Purpose Taxes	.93	4,902,996.38
Veteran & Senior Citizen Taxes		274,420.00
Total Taxes far Rate Camputatian	3.73	19,919,379.80
Special District Taxes		
Bank Carp. Taxes		22,019.65
Added and Omitted Taxes		62,384.52
Total Taxes Levied · ABSTRACT		19,729,363.97
Total Taxes Billed		19,720,878.18
1980 TAXES COLLECTED		19,033,020.90
1980 Taxes Cancelled, Abated ar Adjusted		105,103.18
Transfer to Tax Title Liens or Foreclosed		29,957.03
Balance Outstanding Dec. 31, 1980		552,797.07
PRIOR YEARS TAXES OUTSTANDING		
Balance January 1, 1980		539,011.55
Collected in 1980		378,264.67
Cancelled, Abated or Adjusted 1980		3,865.55
Transfers to Tax Title Liens ar Foreclased		
Balance December 31, 1980		156,881.33
TAX TITLE LIENS OUTSTANDING		
Balance January 1, 1980		213,113.43
Transfer From Taxes		29,957.03
Redeemed in 1980		82,269.08
Cancelled, Abated or Adjusted (1980)		
Transfers to Foreclosed Property		
Balance December 31, 1980		160,801.38
PROPERTY ACQUIRED BY DEED OR FORECLOSURE		
Balance January 1, 1980		45,700.00
Transfers Fram Taxes or Liens		
Sale far Cash (1980)		
Cancelled, Abated or Adjusted (1980)		
Balance December 31, 1980		45,700.00

CURRENT FINANCES DECEMBER 31, 1980

ASSETS	
Cash Dec. 31, 1980	3,957,497.08
Taxes Receivable	709,678.40
Tax Title Liens	160,801.38
Foreclased Praperty	45,700.00
Emergencies & Other Deferred Charges	112,030.56
State and Federal Aid Receivable	17,265.20
Other Receivables	140,034.80
Total	5,143,007.42
LIABILITIES, RESERVES, AND SURPLUS	
Cash Liabilities	3,393,263.81
Reserves for Receivables	956,113.81
Surplus Dec. 31, 1980	793,629.80
Total	5,143,007.42

0404

Population 1970 15,675
Population 1980 13,721
S & P Rating
Moody Rating BAA

General Tax Rate Per $100. 3.43
State Equalized Tax Rate 3.17

BELLMAWR BOROUGH – CAMDEN CO.

Form of Government:
Borough Council
Number of Members on Governing Body 6

PER CAPITA		PER CENT:	
Gross Debt	262.44	Gross Debt	2.13
Net Debt	161.84	Net Debt	1.32
Debt Service	12.96	Tax Levy Collected	95.50
Total Tax Levy	424.00	Tax Levy Cancelled, Aboted or Adjusted	
Municipal Expenditures	172.56		

EXPENDITURES	
GENERAL GOVERNMENT	
Governing Body & Public Boards	25,283.30
Municipal Clerk	
Financial Administration	23,940.00
Assessment of Taxes	16,800.00
Collection of Taxes	26,647.49
Planning, Housing & Development	4,950.00
Human Resources	4,000.00
Elections	6,700.00
General Administration (other)	261,142.00
JUDICIARY	
Municipal Courts	49,845.00
PUBLIC SAFETY	
Fire Protection	50,650.00
Police Protection	466,132.00
Civil Defense & Disaster Control	3,050.00
Environmental Inspection & Control	12,039.96
Other Public Safety	
PUBLIC WORKS	
Streets and Drainage	364,506.00
Sewers and Sewage Processing	
Garbage and Trash Disposal	77,350.00
Public Buildings and Grounds	35,116.74
Other Public Works	
HEALTH and WELFARE	
Health Services Except Environmental	9,450.00
Welfare-Public Assistance	8,200.00
Hospitals, Clinics, First Aid	
Animal, Insect, & Rodent Control	2,360.00
Other Welfare Services	
RECREATION and CONSERVATION	
Beaches and Boardwalks	
Parks, Playgrounds, Shade Trees	120,060.00
Land Reclamation & Conservation	
Other Recreational Services	9,000.00
EDUCATION (excluding schools)	
Libraries	7,900.00
Other Educational Services	
STATUTORY EXPENDITURES	
Pensions & F. I. C. A.	130,799.12
Employee Fringe Benefits	66,981.51
Other Statutory Expenditures	10,000.00
CETA And Other Public Employment Programs	91,058.65
MUNICIPAL FUNCTIONS TOTAL	1,884,001.77
CAPITAL IMPROVEMENTS *MEMO*	23,750.00
DEBT SERVICE	
Principal Payments	122,220.00
Interest Payments	55,615.51
DEFERRED CHARGES	27,791.16
SCHOOL, COUNTY, SPECIAL DISTRICT TAXES	4,822,238.48
RESERVE FOR UNCOLLECTED TAXES	278,107.72
EXPENDITURES TOTAL	7,189,974.64

REVENUES-REALIZED		
1980 Property Taxes Collected		5,547,922.61
1980 Payments in Lieu of Taxes		
Delinquent Tax & Lien Collections		131,424.65
Business Personalty Replacement Taxes		104,440.88
Taxes from Public Utilities		523,637.00
Other Miscellaneous Tax Revenues		
State Aid Revenues		139,129.27
Federal Aid Revenues		99,140.13
State and Local Fiscal Assistance Act Utilized		131,317.00
Sale of Acquired Property		
Other Miscellaneous Revenues		265,563.67
	Total	6,942,575.21
Prior Years Surplus Appropriated		325,000.00
REVENUES	TOTAL	7,267,575.21
Reserve For Uncollected Taxes		278,107.72
CAPITAL OUTLAY	TOTAL	467,607.56
Public Enterprises		1,500.00
Recreation—Culture		
Public Works		388,572.14
Buildings and Grounds		77,535.42
Library and Education		
Conservation		
All Other		

CAPITAL DEBT AUTHORIZED, DECEMBER 31, 1980

ISSUED AND UNISSUED	GROSS DEBT	NET DEBT
School	1,380,239	
Self-liquidating	524,000	524,000
Other	1,696,670	1,696,670
Total	3,600,909	2,220,670

ISSUED AND OUTSTANDING	
School	1,279,580.34
Self-Liquidating	459,000.00
Other	1,692,853.00
Total	3,431,833.34
EQUALIZED VALUATION BASIS FOR NET DEBT COMPUTATION	168,820,712

REAL PROPERTY VALUATIONS

Code	Class	# of Parcels	% VAL'N	ASSESSED VALUATION
1	Vacant Land	214	1.97	3,297,200.00
2	Residential	3267	63.45	106,007,800.00
3	Form			
4a	Commercial	105	7.18	12,000,500.00
4b	Industrial	61	19.10	31,908,200.00
4c	Apartments	9	8.30	13,867,700.00
Total		3656		167,081,400.00

Land Area 2.99 Sq. Miles

Net Valuation Taxable-Municipal	168,793,563
Net Valuation Taxable-County	172,572,015
State Equalized Valuation	182,078,149
State Equalization Ratio	92.65

1980 PROPERTY TAX		
STATE EQUALIZED TAX RATE →	1.04	
Local District School Taxes		1,889,642.00
Regional & Consolidated School Tax	.50	905,169.25
School Taxes in Municipal Budget		
County Taxes	1.09	* 1,983,875.03
County Library Taxes	.02	43,552.20
Local Municipal Purpose Taxes	.53	965,500.00
Veteron & Senior Citizen Taxes		123,140.00
Total Taxes for Rate Computation	3.18	5,910,878.48
Special District Taxes		
Bank Corp. Taxes		8,056.74
Added and Omitted Taxes		21,878.49
Total Taxes Levied - ABSTRACT		5,817,673.71
Total Taxes Billed		5,809,620.07
1980 TAXES COLLECTED		5,547,922.61
1980 Taxes Cancelled, Abated or Adjusted		
Transfer to Tax Title Liens or Foreclosed		
Balance Outstanding Dec. 31, 1980		261,697.46
PRIOR YEARS TAXES OUTSTANDING		
Balance January 1, 1980		146,544.64
Collected in 1980		124,810.96
Cancelled, Abated or Adjusted 1980		
Transfers to Tax Title Liens or Foreclosed		
Balance December 31, 1980		21,733.68
TAX TITLE LIENS OUTSTANDING		
Balance January 1, 1980		37,275.87
Transfer From Taxes		
Redeemed in 1980		6,613.69
Cancelled, Abated or Adjusted (1980)		
Transfers to Foreclosed Property		
Balance December 31, 1980		30,662.18
PROPERTY ACQUIRED BY DEED OR FORECLOSURE		
Balance January 1, 1980		3,261.00
Transfers From Taxes or Liens		
Sale for Cash (1980)		
Cancelled, Abated or Adjusted (1980)		
Balance December 31, 1980		3,261.00

CURRENT FINANCES DECEMBER 31, 1980	
ASSETS	
Cash Dec. 31, 1980	877,004.03
Taxes Receivable	283,431.14
Tax Title Liens	30,662.18
Foreclosed Property	3,261.00
Emergencies & Other Deferred Charges	38,316.73
State and Federal Aid Receivable	25,000.00
Other Receivables	36,140.02
Total	1,293,815.10
LIABILITIES, RESERVES, AND SURPLUS	
Cash Liabilities	336,242.17
Reserves for Receivables	353,494.34
Surplus Dec. 31, 1980	604,078.59
Total	1,293,815.10

*Includes County Health Service Taxes or County Vocational School Taxes. See Table 13, pgs. 675, 676.

1306

Population 1970	5,885
Population 1980	6,771
S & P Rating	
Moody Rating	A

General Tax Rate Per $100. 4.81

State Equalized Tax Rate 2.38

BELMAR BOROUGH — MONMOUTH CO.

Form of Government:
Commission (1911)
Number of Members on Governing Body 3

PER CAPITA:		PER CENT:	
Gross Debt	551.30	Gross Debt	3.09
Net Debt	309.31	Net Debt	1.73
Debt Service	28.70	Tax Levy Collected	94.39
Total Tax Levy	472.87	Tax Levy Cancelled, Abated or Adjusted	.02
Municipal Expenditures	476.51		

EXPENDITURES		REVENUES-REALIZED	
GENERAL GOVERNMENT			
Governing Body & Public Boards			
Municipal Clerk		1980 Property Taxes Collected	3,013,135.68
Financial Administration		1980 Payments in Lieu of Taxes	
Assessment of Taxes	22,799.00	Delinquent Tax & Lien Collections	145,544.91
Collection of Taxes	116,750.00	Business Personalty Replacement Taxes	57,040.00
Planning, Housing & Development	13,000.00	Taxes from Public Utilities	207,841.00
Human Resources		Other Miscellaneous Tax Revenues	
Elections	1,225.00	State Aid Revenues	48,563.44
General Administration (other)	343,125.00	Federal Aid Revenues	18,247.77
JUDICIARY		State and Local Fiscal Assistance Act Utilized	113,769.51
Municipal Courts	37,400.00	Sale of Acquired Property	
PUBLIC SAFETY		Other Miscellaneous Revenues	1,476,328.15
Fire Protection	45,300.00	Total	5,080,470.46
Police Protection	667,200.00	Prior Years Surplus Appropriated	750,000.00
Civil Defense & Disaster Control	2,201.00	REVENUES TOTAL	5,830,470.46
Environmental Inspection & Control	18,500.00	Reserve For Uncollected Taxes	258,670.81
Other Public Safety		CAPITAL OUTLAY TOTAL	1,068,935.11
PUBLIC WORKS			
Streets and Drainage	375,050.00	Public Enterprises	554,099.36
Sewers and Sewage Processing		Recreation—Culture	26,386.68
Garbage and Trash Disposal	197,400.00	Public Works	488,449.07
Public Buildings and Grounds	108,500.00	Buildings and Grounds	
Other Public Works		Library and Education	
HEALTH and WELFARE		Conservation	
Health Services Except Environmental	31,250.00	All Other	
Welfare-Public Assistance	21,350.00		
Hospitals, Clinics, First Aid			
Animal, Insect, & Rodent Control			
Other Welfare Services			
RECREATION and CONSERVATION			
Beaches and Boardwalks	350,885.00		
Parks, Playgrounds, Shade Trees	42,150.00		
Land Reclamation & Conservation			
Other Recreational Services	41,100.00		
EDUCATION (excluding schools)			
Libraries	40,500.00		
Other Educational Services			
STATUTORY EXPENDITURES			
Pensions & F. I. C. A.	173,424.81		
Employee Fringe Benefits	56,000.00		
Other Statutory Expenditures	30,000.00		
CETA And Other Public Employment Programs	29,447.26		
MUNICIPAL FUNCTIONS TOTAL	2,764,557.07		
CAPITAL IMPROVEMENTS *MEMO*	50,000.00		
DEBT SERVICE			
Principal Payments	133,000.00		
Interest Payments	61,296.00		
DEFERRED CHARGES	8,530.00		
SCHOOL, COUNTY, SPECIAL DISTRICT TAXES	1,921,786.30		
RESERVE FOR UNCOLLECTED TAXES	258,670.81		
EXPENDITURES TOTAL	5,148,240.18		

CAPITAL DEBT AUTHORIZED, DECEMBER 31, 1980

ISSUED AND UNISSUED	GROSS DEBT	NET DEBT
School		
Self-liquidating	1,736,400	208,286
Other	1,996,453	1,886,053
Total	3,732,853	2,094,339

ISSUED AND OUTSTANDING	
School	
Self-Liquidating	1,600,500.00
Other	1,471,243.85
Total	3,071,743.85
EQUALIZED VALUATION BASIS FOR NET DEBT COMPUTATION	120,989,784

REAL PROPERTY VALUATIONS

Code	Class	# of Parcels	% VAL'N	ASSESSED VALUATION
1	Vacant Land	101	1.20	787,500.00
2	Residential	1932	64.84	42,634,700.00
3	Farm			
4a	Commercial	166	16.69	10,970,600.00
4b	Industrial	5	.46	303,900.00
4c	Apartments	58	16.81	11,052,200.00
Total		2262		65,748,900.00

Land Area 1.00 Sq. Miles

Net Valuation Taxable-Municipal	66,274,882
Net Valuation Taxable-County	123,522,403
State Equalized Valuation	133,272,091
State Equalization Ratio	49.53

1980 PROPERTY TAX		
STATE EQUALIZED TAX RATE		
Local District School Taxes	.91	1,218,457.00
Regional & Consolidated School Tax		
School Taxes in Municipal Budget		
County Taxes	.53	* 703,329.30
County Library Taxes		
Local Municipal Purpose Taxes	.94	1,264,160.00
Veteran & Senior Citizen Taxes		52,580.00
Total Taxes for Rate Computation	2.38	3,238,526.30
Special District Taxes		
Bank Corp. Taxes		11,596.60
Added and Omitted Taxes		4,292.05
Total Taxes Levied - ABSTRACT		3,201,834.95
Total Taxes Billed		3,192,113.87
1980 TAXES COLLECTED		3,013,135.68
1980 Taxes Cancelled, Abated or Adjusted		738.33
Transfer to Tax Title Liens or Foreclosed		8,369.88
Balance Outstanding Dec. 31, 1980		169,869.98
PRIOR YEARS TAXES OUTSTANDING		
Balance January 1, 1980		172,725.04
Collected in 1980		132,554.47
Cancelled, Abated or Adjusted 1980		18,049.90
Transfers to Tax Title Liens or Foreclosed		7,558.38
Balance December 31, 1980		13,562.29
TAX TITLE LIENS OUTSTANDING		
Balance January 1, 1980		9,000.17
Transfer From Taxes		17,418.77
Redeemed in 1980		12,990.44
Cancelled, Abated or Adjusted (1980)		
Transfers to Foreclosed Property		4,951.52
Balance December 31, 1980		8,476.98
PROPERTY ACQUIRED BY DEED OR FORECLOSURE		
Balance January 1, 1980		15,050.26
Transfers From Taxes or Liens		5,249.74
Sale for Cash (1980)		
Cancelled, Abated or Adjusted (1980)		
Balance December 31, 1980		20,300.00
CURRENT FINANCES DECEMBER 31, 1980		
ASSETS		
Cash Dec 31, 1980		1,355,820.46
Taxes Receivable		183,432.27
Tax Title Liens		8,476.98
Foreclosed Property		20,300.00
Emergencies & Other Deferred Charges		19,000.00
State and Federal Aid Receivable		
Other Receivables		39,616.10
Total		1,666,645.81
LIABILITIES, RESERVES, AND SURPLUS		
Cash Liabilities		450,726.01
Reserves for Receivables		251,825.35
Surplus Dec. 31, 1980		964,094.45
Total		1,666,645.81

*Includes County Health Service Taxes or County Vocational School Taxes. See Table 13, pgs. 675, 676.

2103

Population 1970 2,735
Population 1980 2,475
S & P Rating
Moody Rating

General Tax Rate Per $100. 2.79
State Equalized Tax Rate 2.47

BELVIDERE TOWN – WARREN CO.

Form of Government:
Town Council
Number of Members on Governing Body 6

PER CAPITA:		PER CENT:	
Gross Debt	2,534.95	Gross Debt	13.91
Net Debt	929.06	Net Debt	5.10
Debt Service		Tax Levy Collected	95.65
Total Tax Levy	550.29	Tax Levy Cancelled, Abated or Adjusted	.23
Municipal Expenditures	264.13		

EXPENDITURES	
GENERAL GOVERNMENT	
Governing Body & Public Boards	
Municipal Clerk	
Financial Administration	8,300.00
Assessment of Taxes	4,450.00
Collection of Taxes	6,330.00
Planning, Housing & Development	4,550.00
Human Resources	
Elections	
General Administration (other)	100,460.00
JUDICIARY	
Municipal Courts	11,165.00
PUBLIC SAFETY	
Fire Protection	17,011.00
Police Protection	122,950.00
Civil Defense & Disaster Control	2,150.00
Environmental Inspection & Control	
Other Public Safety	
PUBLIC WORKS	
Streets and Drainage	95,462.00
Sewers and Sewage Processing	
Garbage and Trash Disposal	62,842.00
Public Buildings and Grounds	34,250.00
Other Public Works	
HEALTH and WELFARE	
Health Services Except Environmental	2,550.00
Welfare-Public Assistance	1,420.00
Hospitals, Clinics, First Aid	
Animal, Insect, & Rodent Control	
Other Welfare Services	
RECREATION and CONSERVATION	
Beaches and Boardwalks	
Parks, Playgrounds, Shade Trees	13,100.00
Land Reclamation & Conservation	130.00
Other Recreational Services	500.00
EDUCATION (excluding schools)	
Libraries	14,238.00
Other Educational Services	500.00
STATUTORY EXPENDITURES	
Pensions & F. I. C. A.	27,500.00
Employee Fringe Benefits	10,000.00
Other Statutory Expenditures	2,500.00
CETA And Other Public Employment Programs	
MUNICIPAL FUNCTIONS TOTAL	542,458.00
CAPITAL IMPROVEMENTS *MEMO*	16,248.93
DEBT SERVICE	
Principal Payments	
Interest Payments	
DEFERRED CHARGES	5,900.00
SCHOOL, COUNTY, SPECIAL DISTRICT TAXES	1,314,113.47
RESERVE FOR UNCOLLECTED TAXES	105,368.11
EXPENDITURES TOTAL	1,967,839.58

REVENUES-REALIZED	
1980 Property Taxes Collected	1,292,764.50
1980 Payments in Lieu of Taxes	
Delinquent Tax & Lien Collections	46,672.53
Business Personalty Replacement Taxes	98,083.48
Taxes from Public Utilities	233,267.00
Other Miscellaneous Tax Revenues	
State Aid Revenues	18,606.31
Federal Aid Revenues	
State and Local Fiscal Assistance Act Utilized	20,628.93
Sale of Acquired Property	
Other Miscellaneous Revenues	102,253.68
Total	1,812,276.43
Prior Years Surplus Appropriated	219,419.81
REVENUES TOTAL	2,031,696.24
Reserve For Uncollected Taxes	105,368.11
CAPITAL OUTLAY TOTAL	2,740,406.54
Public Enterprises	2,714,541.54
Recreation—Culture	
Public Works	
Buildings and Grounds	25,865.00
Library and Education	
Conservation	
All Other	

CAPITAL DEBT AUTHORIZED, DECEMBER 31, 1980

ISSUED AND UNISSUED	GROSS DEBT	NET DEBT
School	4,104,000	2,299,429
Self-liquidating	2,170,000	
Other		
Total	6,274,000	2,299,429

ISSUED AND OUTSTANDING	
School	4,104,000.00
Self-Liquidating	2,170,000.00
Other	
Total	6,274,000.00
EQUALIZED VALUATION BASIS FOR NET DEBT COMPUTATION	45,114,261

REAL PROPERTY VALUATIONS

Code	Class	# of Parcels	% VAL'N	ASSESSED VALUATION
1	Vacant Land	98	1.48	654,200.00
2	Residential	728	56.37	24,856,200.00
3	Farm	15	.27	116,400.00
4a	Commercial	94	12.77	5,629,100.00
4b	Industrial	9	26.77	11,807,200.00
4c	Apartments	6	2.35	1,034,800.00
Total		950		44,097,900.00

Land Area 1.30 Sq. Miles

Net Valuation Taxable-Municipal	48,344,017
Net Valuation Taxable-County	52,918,939
State Equalized Valuation	54,005,714
State Equalization Ratio	88.64

1980 PROPERTY TAX		
STATE EQUALIZED TAX RATE		
Local District School Taxes	1.87	1,018,101.37
Regional & Consolidated School Tax		
School Taxes in Municipal Budget		
County Taxes	.54	* 296,012.10
County Library Taxes		
Local Municipal Purpose Taxes	.06	31,000.00
Veteran & Senior Citizen Taxes		25,190.00
Total Taxes for Rate Computation	2.47	1,370,303.47
Special District Taxes		
Bank Corp. Taxes		14,150.50
Added and Omitted Taxes		2,693.19
Total Taxes Levied - ABSTRACT		1,361,957.16
Total Taxes Billed		1,351,491.26
1980 TAXES COLLECTED		1,292,764.50
1980 Taxes Cancelled, Abated or Adjusted		3,073.27
Transfer to Tax Title Liens or Foreclosed		1,615.41
Balance Outstanding Dec. 31, 1980		54,038.08
PRIOR YEARS TAXES OUTSTANDING		
Balance January 1, 1980		47,265.78
Collected in 1980		46,672.53
Cancelled, Abated or Adjusted 1980		
Transfers to Tax Title Liens or Foreclosed		206.50
Balance December 31, 1980		386.75
TAX TITLE LIENS OUTSTANDING		
Balance January 1, 1980		2,557.89
Transfer From Taxes		1,840.96
Redeemed in 1980		
Cancelled, Abated or Adjusted (1980)		
Transfers to Foreclosed Property		
Balance December 31, 1980		4,398.85
PROPERTY ACQUIRED BY DEED OR FORECLOSURE		
Balance January 1, 1980		
Transfers From Taxes or Liens		
Sale for Cash (1980)		
Cancelled, Abated or Adjusted (1980)		
Balance December 31, 1980		

CURRENT FINANCES DECEMBER 31, 1980	
ASSETS	
Cash Dec. 31, 1980	608,538.63
Taxes Receivable	54,424.83
Tax Title Liens	4,398.85
Foreclosed Property	
Emergencies & Other Deferred Charges	
State and Federal Aid Receivable	
Other Receivables	754.50
Total	668,116.81
LIABILITIES, RESERVES, AND SURPLUS	
Cash Liabilities	281,091.36
Reserves for Receivables	59,578.18
Surplus Dec. 31, 1980	327,447.27
Total	668,116.81

*Includes County Health Service Taxes or County Vocational School Taxes. See Table 13, pgs. 675, 676.

0203

Population 1970 29,025
Population 1980 25,568
S & P Rating
Moody Rating A-1

General Tax Rate Per $100. 3.73
State Equalized Tax Rate 2.77

BERGENFIELD BOROUGH — BERGEN CO.

Form of Government:
Borough Council
Number of Members on Governing Body 6

PER CAPITA		PER CENT:	
Gross Debt	187.42	Gross Debt	1.05
Net Debt	110.13	Net Debt	.62
Debt Service	9.55	Tax Levy Collected	98.64
Total Tax Levy	557.98	Tax Levy Cancelled, Abated or Adjusted	.21
Municipal Expenditures	234.03		

EXPENDITURES	
GENERAL GOVERNMENT	
Governing Body & Public Boards	
Municipal Clerk	
Financial Administration	13,300.00
Assessment of Taxes	30,268.00
Collection of Taxes	94,891.00
Planning, Housing & Development	6,250.00
Human Resources	20,900.00
Elections	
General Administration (other)	482,054.00
JUDICIARY	
Municipal Courts	35,797.00
PUBLIC SAFETY	
Fire Protection	251,844.00
Police Protection	1,476,976.36
Civil Defense & Disaster Control	6,800.00
Environmental Inspection & Control	41,440.00
Other Public Safety	33,600.00
PUBLIC WORKS	
Streets and Drainage	759,758.00
Sewers and Sewage Processing	411,915.53
Garbage and Trash Disposal	397,000.00
Public Buildings and Grounds	70,740.00
Other Public Works	
HEALTH and WELFARE	
Health Services Except Environmental	121,001.63
Welfare-Public Assistance	4,900.00
Hospitals, Clinics, First Aid	
Animal, Insect, & Rodent Control	5,000.00
Other Welfare Services	
RECREATION and CONSERVATION	
Beaches and Boardwalks	
Parks, Playgrounds, Shade Trees	6,925.00
Land Reclamation & Conservation	2,800.00
Other Recreational Services	203,663.00
EDUCATION (excluding schools)	
Libraries	290,000.00
Other Educational Services	
STATUTORY EXPENDITURES	
Pensions & F. I. C. A.	443,811.77
Employee Fringe Benefits	166,705.00
Other Statutory Expenditures	2,000.00
CETA And Other Public Employment Programs	53,560.23
MUNICIPAL FUNCTIONS TOTAL	5,433,900.52
CAPITAL IMPROVEMENTS *MEMO*	33,778.00
DEBT SERVICE	
Principal Payments	121,100.00
Interest Payments	123,060.97
DEFERRED CHARGES	22,298.71
SCHOOL, COUNTY, SPECIAL DISTRICT TAXES	10,630,251.17
RESERVE FOR UNCOLLECTED TAXES	283,433.00
EXPENDITURES TOTAL	16,614,044.37

REVENUES-REALIZED	
1980 Property Taxes Collected	14,054,960.51
1980 Payments in Lieu of Taxes	
Delinquent Tax & Lien Collections	113,489.78
Business Personalty Replacement Taxes	227,290.36
Taxes from Public Utilities	776,515.00
Other Miscellaneous Tax Revenues	
State Aid Revenues	286,710.29
Federal Aid Revenues	68,025.39
State and Local Fiscal Assistance Act Utilized	252,733.68
Sale of Acquired Property	
Other Miscellaneous Revenues	355,439.37
Total	16,135,164.38
Prior Years Surplus Appropriated	408,800.00
REVENUES TOTAL	16,543,964.38
Reserve For Uncollected Taxes	283,433.00
CAPITAL OUTLAY TOTAL	485,837.25
Public Enterprises	
Recreation—Culture	15,345.68
Public Works	337,854.86
Buildings and Grounds	136,636.71
Library and Education	
Conservation	
All Other	

CAPITAL DEBT AUTHORIZED, DECEMBER 31, 1980

ISSUED AND UNISSUED	GROSS DEBT	NET DEBT
School	1,976,000	
Self-liquidating		
Other	2,815,900	2,815,900
Total	4,791,900	2,815,900

ISSUED AND OUTSTANDING	
School	1,976,000.00
Self-Liquidating	
Other	2,742,400.00
Total	4,718,400.00
EQUALIZED VALUATION BASIS FOR NET DEBT COMPUTATION	457,199,793

REAL PROPERTY VALUATIONS

Code	Class	# of Parcels	% VAL'N	ASSESSED VALUATION
1	Vacant Land	124	.55	2,098,200.00
2	Residential	6672	82.74	313,683,400.00
3	Farm	2	.05	194,000.00
4a	Commercial	251	9.41	35,676,800.00
4b	Industrial	53	2.09	7,926,700.00
4c	Apartments	52	5.15	19,525,200.00
Total		7154		379,104,300.00

Land Area 3.00 Sq. Miles

Net Valuation Taxable-Municipal	380,961,819
Net Valuation Taxable-County	455,337,255
State Equalized Valuation	511,957,805
State Equalization Ratio	74.32

1980 PROPERTY TAX		
STATE EQUALIZED TAX RATE		
Local District School Taxes	1.75	8,973,607.00
Regional & Consolidated School Tax		
School Taxes in Municipal Budget		
County Taxes	.32	1,656,644.17
County Library Taxes		
Local Municipal Purpose Taxes	.70	3,572,393.00
Veteran & Senior Citizen Taxes		198,390.00
Total Taxes for Rate Computation	2.77	14,401,034.17
Special District Taxes		
Bank Corp. Taxes		25,384.64
Added and Omitted Taxes		38,521.63
Total Taxes Levied - ABSTRACT		14,266,550.44
Total Taxes Billed		14,248,397.48
1980 TAXES COLLECTED		14,054,960.51
1980 Taxes Cancelled, Abated or Adjusted		29,693.02
Transfer to Tax Title Liens or Foreclosed		16,837.22
Balance Outstanding Dec. 31, 1980		146,906.73
PRIOR YEARS TAXES OUTSTANDING		
Balance January 1, 1980		118,065.19
Collected in 1980		104,659.75
Cancelled, Abated or Adjusted 1980		
Transfers to Tax Title Liens or Foreclosed		13,391.07
Balance December 31, 1980		14.37
TAX TITLE LIENS OUTSTANDING		
Balance January 1, 1980		40,518.13
Transfer From Taxes		32,562.83
Redeemed in 1980		8,830.03
Cancelled, Abated or Adjusted (1980)		
Transfers to Foreclosed Property		
Balance December 31, 1980		64,250.93
PROPERTY ACQUIRED BY DEED OR FORECLOSURE		
Balance January 1, 1980		175,022.75
Transfers From Taxes or Liens		
Sale for Cash (1980)		40,000.00
Cancelled, Abated or Adjusted (1980)		
Balance December 31, 1980		135,022.75
CURRENT FINANCES DECEMBER 31, 1980		
ASSETS		
Cash Dec. 31, 1980		648,546.16
Taxes Receivable		146,921.10
Tax Title Liens		64,250.93
Foreclosed Property		135,022.75
Emergencies & Other Deferred Charges		200.00
State and Federal Aid Receivable		3,799.95
Other Receivables .		
Total		998,740.89
LIABILITIES, RESERVES, AND SURPLUS		
Cash Liabilities		341,678.34
Reserves for Receivables		346,194.78
Surplus Dec. 31, 1980		310,867.77
Total		998,740.89

1505

Population 1970 8,060
Population 1980 23,151
S & P Rating
Moody Rating

General Tax Rate Per $100. 3.16
State Equalized Tax Rate 1.73

BERKELEY TOWNSHIP — OCEAN CO.

Form of Government:
Township Committee
Number of Members on Governing Body 5

PER CAPITA:		PER CENT:	
Gross Debt	494.24	Gross Debt	2.51
Net Debt	253.04	Net Debt	1.28
Debt Service	15.59	Tax Levy Collected	93.69
Total Tax Levy	430.30	Tax Levy Cancelled, Abated or Adjusted	.13
Municipal Expenditures	239.28		

EXPENDITURES		REVENUES-REALIZED	
GENERAL GOVERNMENT			
Governing Body & Public Boards			
Municipal Clerk		1980 Property Taxes Collected	9,373,235.31
Financial Administration	61,250.00	1980 Payments in Lieu of Taxes	
Assessment of Taxes	102,500.00	Delinquent Tax & Lien Collections	517,114.14
Collection of Taxes	90,850.00	Business Personalty Replacement Taxes	94,592.36
Planning, Housing & Development	59,218.00	Taxes from Public Utilities	1,493,090.00
Human Resources	3,000.00	Other Miscellaneous Tax Revenues	
Electians	2,000.00	State Aid Revenues	85,447.45
General Administration (other)	655,650.00	Federal Aid Revenues	72,296.20
JUDICIARY		State and Local Fiscal Assistance Act Utilized	392,360.18
Municipal Courts	54,950.00	Sale of Acquired Property	78,035.00
PUBLIC SAFETY		Other Miscellaneous Revenues	744,217.48
Fire Protection	76,050.00	Total	12,850,388.12
Police Protectian	1,269,583.00	Prior Years Surplus Appropriated	1,750,000.00
Civil Defense & Disaster Control	5,425.00	TOTAL REVENUES	14,600,388.12
Environmental Inspection & Control	108,875.00	Reserve For Uncollected Taxes	595,339.82
Other Public Safety		CAPITAL OUTLAY TOTAL	2,994,548.71
PUBLIC WORKS			
Streets and Drainage	427,350.00	Public Enterprises	
Sewers and Sewage Processing		Recreation—Culture	2,547,075.24
Garbage and Trash Disposal	188,650.00	Public Works	345.24
Public Buildings and Grounds	142,800.00	Buildings and Grounds	447,128.23
Other Public Works	388,480.00	Library and Education	
HEALTH and WELFARE		Conservation	
Health Services Except Enviranmental	9,050.00	All Other	
Welfare-Public Assistance	24,350.00		
Hospitals, Clinics, First Aid	5,000.00		
Animal, Insect, & Rodent Control	3,000.00		
Other Welfare Services			
RECREATION and CONSERVATION			
Beaches and Baardwalks			
Parks, Playgrounds, Shade Trees	1,000.00		
Land Reclamation & Conservation			
Other Recreational Services	216,550.00		
EDUCATION (excluding schools)			
Libraries			
Other Educational Services			
STATUTORY EXPENDITURES			
Pensions & F. I. C. A.	325,700.00		
Employee Fringe Benefits	121,000.00		
Other Statutory Expenditures	11,000.00		
CETA And Other Public Employment Programs	160,000.00		
MUNICIPAL FUNCTIONS TOTAL	4,513,281.00		
CAPITAL IMPROVEMENTS *MEMO*	200,000.00		
DEBT SERVICE			
Principal Payments	280,000.00		
Interest Payments	80,931.94		
DEFERRED CHARGES	70,000.00		
SCHOOL, COUNTY, SPECIAL DISTRICT TAXES	8,102,470.33		
RESERVE FOR UNCOLLECTED TAXES	595,339.82		
EXPENDITURES TOTAL	13,642,023.09		

CAPITAL DEBT AUTHORIZED, DECEMBER 31, 1980

ISSUED AND UNISSUED	GROSS DEBT	NET DEBT
School	5,584,158	
Self-liquidating		
Other	5,858,045	5,858,045
Total	11,442,204	5,858,045

ISSUED AND OUTSTANDING	
School	5,584,158.67
Self-Liquidating	
Other	4,120,000.00
Total	9,704,158.67
EQUALIZED VALUATION BASIS FOR NET DEBT COMPUTATION	456,419,893

REAL PROPERTY VALUATIONS

Code	Class	# of Parcels	% VAL'N	ASSESSED VALUATION
1	Vacant Land	8217	10.10	30,130,400.00
2	Residential	10159	80.57	240,311,300.00
3	Farm	10	.10	300,000.00
4a	Commercial	218	7.45	22,218,800.00
4b	Industrial	21	1.09	3,238,900.00
4c	Apartments	13	.69	2,055,200.00
Total		18638		298,254,600.00

Land Area 41.90 Sq. Miles

Net Valuation Taxable-Municipal	302,059,222
Net Valuation Taxable-County	487,584,636
State Equalized Valuation	548,164,177
State Equalization Ratio	54.79

1980 PROPERTY TAX

STATE EQUALIZED TAX RATE →		
Local District Schaal Taxes	.63	3,488,142.00
Regional & Consolidated School Tax	.42	2,305,342.77
School Taxes in Municipal Budget		
County Taxes	.40	* 2,184,774.66
County Library Taxes	.02	124,210.90
Local Municipal Purpose Taxes	.26	1,420,932.14
Veteran & Seniar Citizen Taxes		551,250.00
Total Taxes for Rate Computation	1.73	10,074,652.47
Special District Taxes		
Bank Corp. Taxes		7,591.35
Added and Omitted Taxes		430,830.87
Total Taxes Levied - ABSTRACT		9,961,824.69
Total Taxes Billed		10,004,072.41

1980 TAXES COLLECTED

1980 Taxes Collected	9,373,235.31
1980 Taxes Cancelled, Abated or Adjusted	13,278.14
Transfer to Tax Title Liens or Foreclosed	100,419.82
Balance Outstanding Dec. 31, 1980	517,139.14

PRIOR YEARS TAXES OUTSTANDING

Balance January 1, 1980	392,760.63
Collected in 1980	372,446.74
Cancelled, Abated ar Adjusted 1980	699.21
Transfers ta Tax Title Liens or Foreclosed	18,972.91
Balance December 31, 1980	641.77

TAX TITLE LIENS OUTSTANDING

Balance January 1, 1980	718,476.25
Transfer From Taxes	123,281.01
Redeemed in 1980	144,667.40
Cancelled, Abated or Adjusted (1980)	13,779.93
Transfers to Foreclosed Property	
Balance December 31, 1980	683,309.93

PROPERTY ACQUIRED BY DEED OR FORECLOSURE

Balance January 1, 1980	3,919,151.00
Transfers From Taxes or Liens	
Sale for Cash (1980)	78,035.00
Cancelled, Abated or Adjusted (1980)	
Balance December 31, 1980	3,841,116.00

CURRENT FINANCES DECEMBER 31, 1980

ASSETS	
Cash Dec. 31, 1980	5,585,485.94
Taxes Receivable	517,780.91
Tax Title Liens	683,309.93
Foreclosed Property	3,841,116.00
Emergencies & Other Deferred Charges	285,000.00
State and Federal Aid Receivable	
Other Receivables	115,398.74
Total	11,028,091.52

LIABILITIES, RESERVES, AND SURPLUS	
Cash Liabilities	3,568,362.58
Reserves for Receivables	5,157,605.58
Surplus Dec. 31, 1980	2,302,123.36
Total	11,028,091.52

* Includes County Health Service Taxes or County Vocational School Taxes. See Table 13, pgs. 675, 676.

2001

Population 1970 13,110
Population 1980 12,549
S & P Rating
Moody Rating AA

General Tax Rate Per $100. 4.23
State Equalized Tax Rate 2.09

BERKELEY HEIGHTS TOWNSHIP — UNION CO

Form of Government:
Township Committee
Number of Members on Governing Body 5

PER CAPITA:		PER CENT:	
Gross Debt	1,205.87	Gross Debt	3.11
Net Debt	1,014.18	Net Debt	2.61
Debt Service	15.79	Tax Levy Collected	98.65
Total Tax Levy	866.27	Tax Levy Cancelled, Abated or Adjusted	.17
Municipal Expenditures	306.27		

EXPENDITURES	
GENERAL GOVERNMENT	
Governing Body & Public Boards	
Municipal Clerk	
Financial Administration	49,344.00
Assessment of Taxes	28,555.00
Collection of Taxes	25,905.00
Planning, Housing & Development	31,636.00
Human Resources	9,500.00
Elections	
General Administration (other)	477,690.00
JUDICIARY	
Municipal Courts	30,944.00
PUBLIC SAFETY	
Fire Protection	70,527.00
Police Protection	769,775.00
Civil Defense & Disaster Control	2,658.00
Environmental Inspection & Control	34,152.00
Other Public Safety	
PUBLIC WORKS	
Streets and Drainage	303,188.00
Sewers and Sewage Processing	214,280.00
Garbage and Trash Disposal	
Public Buildings and Grounds	76,900.00
Other Public Works	86,116.00
HEALTH and WELFARE	
Health Services Except Environmental	22,134.00
Welfare-Public Assistance	4,990.00
Hospitals, Clinics, First Aid	2,000.00
Animal, Insect, & Rodent Control	2,000.00
Other Welfare Services	
RECREATION and CONSERVATION	
Beaches and Boardwalks	
Parks, Playgrounds, Shade Trees	128,756.00
Land Reclamation & Conservation	5,107.00
Other Recreational Services	
EDUCATION (excluding schools)	
Libraries	205,880.00
Other Educational Services	
STATUTORY EXPENDITURES	
Pensions & F. I. C. A.	274,065.00
Employee Fringe Benefits	76,600.00
Other Statutory Expenditures	7,000.00
CETA And Other Public Employment Programs	35,690.63
MUNICIPAL FUNCTIONS TOTAL	2,975,592.63
CAPITAL IMPROVEMENTS *MEMO*	1,000.00
DEBT SERVICE	
Principal Payments	122,000.00
Interest Payments	76,182.00
DEFERRED CHARGES	14,368.38
SCHOOL, COUNTY, SPECIAL DISTRICT TAXES	10,016,617.24
RESERVE FOR UNCOLLECTED TAXES	655,188.00
EXPENDITURES TOTAL	13,859,948.25

REVENUES-REALIZED		
1980 Property Taxes Collected		10,735,258.61
1980 Payments in Lieu of Taxes		
Delinquent Tax & Lien Collections		70,803.88
Business Personalty Replacement Taxes		745,521.88
Taxes from Public Utilities		570,112.00
Other Miscellaneous Tax Revenues		
State Aid Revenues		91,683.26
Federal Aid Revenues		27,402.61
State and Local Fiscal Assistance Act Utilized		70,023.18
Sale of Acquired Property		
Other Miscellaneous Revenues		690,330.50
	Total	13,001,135.92
Prior Years Surplus Appropriated		1,100,000.00
REVENUES	TOTAL	14,101,135.92
Reserve For Uncollected Taxes		655,188.00
CAPITAL OUTLAY	TOTAL	3,982,761.69
Public Enterprises		
Recreation—Culture		22,751.20
Public Works		3,926,264.32
Buildings and Grounds		1,250.00
Library and Education		32,496.17
Conservation		
All Other		

CAPITAL DEBT AUTHORIZED, DECEMBER 31, 1980

ISSUED AND UNISSUED	GROSS DEBT	NET DEBT
School	2,405,458	
Self-liquidating		
Other	12,726,993	12,726,993
Total	15,132,452	12,726,993

ISSUED AND OUTSTANDING	
School	2,405,458.85
Self-Liquidating	
Other	4,538,000.00
Total	6,943,458.85
EQUALIZED VALUATION BASIS FOR NET DEBT COMPUTATION	487,073,463

REAL PROPERTY VALUATIONS

Code	Class	# of Parcels	% VAL'N	ASSESSED VALUATION
1	Vacant Land	233	2.33	5,965,200.00
2	Residential	3580	56.76	145,485,261.00
3	Farm	5	.01	25,800.00
4a	Commercial	79	3.93	10,077,050.00
4b	Industrial	41	36.97	94,759,450.00
4c	Apartments			
Total		3938		256,312,761.00

Land Area 6.50 Sq. Miles

Net Valuation Taxable-Municipal	257,067,358
Net Valuation Taxable-County	538,607,636
State Equalized Valuation	517,594,729
State Equalization Ratio	49.63

1980 PROPERTY TAX		
STATE EQUALIZED TAX RATE		
Local District School Taxes	.80	4,139,685.50
Regional & Consolidated School Tax	.62	3,214,000.00
School Taxes in Municipal Budget		
County Taxes	.51	2,662,931.74
County Library Taxes		
Local Municipal Purpose Taxes	.16	833,222.73
Veteran & Senior Citizen Taxes		76,180.00
Total Taxes for Rate Computation	2.09	10,926,019.97
Special District Taxes		
Bank Corp. Taxes		13,692.72
Added and Omitted Taxes		7,227.42
Total Taxes Levied - ABSTRACT		10,870,760.11
Total Taxes Billed		10,882,094.01
1980 TAXES COLLECTED		10,735,258.61
1980 Taxes Cancelled, Abated or Adjusted		18,035.81
Transfer to Tax Title Liens or Foreclosed		6,708.78
Balance Outstanding Dec. 31, 1980		122,090.81

PRIOR YEARS TAXES OUTSTANDING	
Balance January 1, 1980	81,598.18
Collected in 1980	70,803.88
Cancelled, Abated or Adjusted 1980	
Transfers to Tax Title Liens or Foreclosed	8,966.03
Balance December 31, 1980	1,828.27
TAX TITLE LIENS OUTSTANDING	
Balance January 1, 1980	2,702.43
Transfer From Taxes	16,320.82
Redeemed in 1980	
Cancelled, Abated or Adjusted (1980)	
Transfers to Foreclosed Property	
Balance December 31, 1980	19,023.25
PROPERTY ACQUIRED BY DEED OR FORECLOSURE	
Balance January 1, 1980	23,600.00
Transfers From Taxes or Liens	
Sale for Cash (1980)	
Cancelled. Abated or Adjusted (1980)	
Balance December 31, 1980	23,600.00

CURRENT FINANCES DECEMBER 31, 1980	
ASSETS	
Cash Dec. 31, 1980	3,130,850.70
Taxes Receivable	123,919.08
Tax Title Liens	19,023.25
Foreclosed Property	23,600.00
Emergencies & Other Deferred Charges	15,000.00
State and Federal Aid Receivable	
Other Receivables	143,169.95
Total	3,455,562.98
LIABILITIES, RESERVES, AND SURPLUS	
Cash Liabilities	1,433,018.68
Reserves for Receivables	309,429.53
Surplus Dec. 31, 1980	1,713,114.77
Total	3,455,562.98

0405

Population 1970	5,035
Population 1980	5,786
S & P Rating	
Moody Rating	A

General Tax Rate Per $100. 3.08

State Equalized Tax Rate 2.65

BERLIN BOROUGH — CAMDEN CO.

Form of Government:
Borough Council
Number of Members on Governing Body 6

PER CAPITA		PER CENT:	
Gross Debt	582.90	Gross Debt	3.64
Net Debt	74.31	Net Debt	.46
Debt Service	9.00	Tax Levy Collected	95.01
Total Tax Levy	502.60	Tax Levy Cancelled, Abated or Adjusted	.87
Municipal Expenditures	184.52		

EXPENDITURES	
GENERAL GOVERNMENT	
Governing Body & Public Boords	
Municipal Clerk	
Financial Administration	4,200.00
Assessment of Taxes	11,942.07
Collection of Taxes	8,240.83
Planning, Housing & Development	4,999.24
Human Resources	
Elections	
Generol Administrotion (other)	102,744.68
JUDICIARY	
Municipal Courts	20,442.79
PUBLIC SAFETY	
Fire Protection	37,448.75
Police Protection	276,938.26
Civil Defense & Disaster Control	230.53
Environmental Inspection & Control	7,680.00
Other Public Safety	
PUBLIC WORKS	
Streets and Drainage	110,432.81
Sewers and Sewage Processing	
Gorbage and Trash Disposal	68,412.00
Public Buildings and Grounds	59,285.12
Other Public Works	3,050.00
HEALTH and WELFARE	
Health Services Except Environmentol	1,095.00
Welfare-Public Assistance	2,026.27
Hospitals, Clinics, First Aid	
Animol, Insect, & Rodent Control	
Other Welfare Services	
RECREATION and CONSERVATION	
Beoches ond Boordwolks	
Parks, Ploygrounds, Shade Trees	18,000.00
Lond Reclamation & Conservation	
Other Recreational Services	15,958.35
EDUCATION (excluding schools)	
Librories	18,840.00
Other Educational Services	
STATUTORY EXPENDITURES	
Pensions & F. I. C. A.	55,048.00
Employee Fringe Benefits	19,773.40
Other Statutory Expenditures	4,000.00
CETA And Other Public Employment Progroms	22,128.00
MUNICIPAL FUNCTIONS TOTAL	872,916.10
CAPITAL IMPROVEMENTS *MEMO*	7,200.00
DEBT SERVICE	
Principol Poyments	41,870.00
Interest Payments	10,211.14
DEFERRED CHARGES	10,702.52
SCHOOL, COUNTY, SPECIAL DISTRICT TAXES	2,627,313.77
RESERVE FOR UNCOLLECTED TAXES	131,911.69
EXPENDITURES TOTAL	3,694,925.22

REVENUES-REALIZED		
1980 Property Taxes Collected		2,757,636.04
1980 Payments in Lieu of Taxes		
Delinquent Tax & Lien Collections		97,959.41
Business Personolty Replocement Taxes		60,669.40
Taxes from Public Utilities		251,504.00
Other Miscellaneous Tox Revenues		
State Aid Revenues		47,136.72
Federal Aid Revenues		23,275.69
State and Local Fiscal Assistance Act Utilized		26,858.10
Sale of Acquired Property		5,000.00
Other Miscelloneous Revenues		223,793.10
	Totol	3,493,872.46
Prior Years Surplus Appropriated		148,700.00
REVENUES	TOTAL	3,642,572.46
Reserve For Uncollected Taxes		131,911.69
CAPITAL OUTLAY	TOTAL	117,148.91
Public Enterprises		15,770.00
Recreotion—Culture		600.69
Public Works		95,791.92
Buildings and Grounds		4,986.30
Library ond Education		
Conservation		
All Other		

CAPITAL DEBT AUTHORIZED, DECEMBER 31, 1980

ISSUED AND UNISSUED	GROSS DEBT	NET DEBT
School	1,547,009	
Self-liquidating	1,596,000	204,515
Other	229,620	225,451
Total	3,372,630	429,967

ISSUED AND OUTSTANDING	
School	1,547,009.96
Self-Liquidating	1,596,000.00
Other	229,145.00
Total	3,372,154.96
EQUALIZED VALUATION BASIS FOR NET DEBT COMPUTATION	92,741,876

REAL PROPERTY VALUATIONS

Code	Class	# of Parcels	% VAL'N	ASSESSED VALUATION
1	Vacant Land	389	5.03	4,503,760.00
2	Residentiol	1553	73.27	65,560,723.00
3	Form	19	.58	518,244.00
4a	Commercial	122	15.86	14,186,814.00
4b	Industrial	7	2.70	2,415,500.00
4c	Aportments	17	2.56	2,289,539.00
Total		2107		89,474,580.00

Land Area 3.56 Sq. Miles

Net Valuation Taxable-Municipal	93,118,390
Net Valuation Taxable-County	100,203,084
State Equalized Valuation	107,629,045
State Equalization Ratio	86.05

1980 PROPERTY TAX		
STATE EQUALIZED TAX RATE		
Locol District School Taxes	.85	920,514.42
Regional & Consolidated School Tax	.49	532,640.79
School Taxes in Municipal Budget		
County Taxes	1.06	* 1,148,870.19
County Library Taxes	.02	25,288.37
Local Municipal Purpose Taxes	.22	239,314.26
Veteran & Senior Citizen Taxes		47,940.00
Total Toxes for Rate Computotion	2.64	2,914,568.03
Special District Taxes		
Bank Corp. Toxes		5,983.70
Added and Omitted Taxes		35,411.43
Total Taxes Levied - ABSTRACT		2,908,023.16
Total Taxes Billed		2,902,564.13
1980 TAXES COLLECTED		2,757,636.04
1980 Taxes Cancelled, Abated or Adjusted		25,231.40
Transfer to Tax Title Liens or Foreclosed		19,340.18
Balance Outstanding Dec. 31, 1980		100,356.51

PRIOR YEARS TAXES OUTSTANDING	
Balance January 1, 1980	102,330.87
Collected in 1980	79,563.28
Cancelled, Abated or Adjusted 1980	2,296.57
Transfers to Tax Title Liens or Foreclosed	14,250.09
Balance December 31, 1980	6,220.93
TAX TITLE LIENS OUTSTANDING	
Balance Jonuary 1, 1980	18,857.06
Transfer From Taxes	36,453.05
Redeemed in 1980	18,396.13
Cancelled, Abated or Adjusted (1980)	
Transfers to Foreclosed Property	
Balance December 31, 1980	36,913.98
PROPERTY ACQUIRED BY DEED OR FORECLOSURE	
Balance January 1, 1980	39,250.00
Transfers From Taxes or Liens	
Sale for Cash (1980)	
Concelled, Aboted or Adjusted (1980)	
Balance December 31, 1980	39,250.00

CURRENT FINANCES DECEMBER 31, 1980	
ASSETS	
Cash Dec. 31, 1980	894,694.80
Taxes Receivable	106,577.44
Tax Title Liens	36,913.98
Foreclosed Property	39,250.00
Emergencies & Other Deferred Chorges	14,093.66
Stote and Federol Aid Receivable	2,558.81
Other Receivables	23,799.82
Totol	1,117,888.51
LIABILITIES, RESERVES, AND SURPLUS	
Cash Liabilities	718,547.06
Reserves for Receivables	206,541.24
Surplus Dec. 31, 1980	192,800.21
Total	1,117,888.51

1980/3000

*Includes County Health Service Taxes or County Vocational School Taxes. See Table 13, pgs. 675, 676.

0406

Population 1970 5,710
Population 1980 5,348
S & P Rating
Moody Rating

General Tax Rate Per $100. 3.49
State Equalized Tax Rate 2.71

BERLIN TOWNSHIP — CAMDEN CO.

Form of Government:
Small Municipality Plan A (OMCL50)
Number of Members on Governing Body 5

PER CAPITA		PER CENT:	
Gross Debt	339.02	Gross Debt	2.84
Net Debt	153.40	Net Debt	1.29
Debt Service	9.11	Tax Levy Collected	90.10
Totol Tax Levy	394.43	Tox Levy Cancelled, Aboted or Adjusted	.57
Municipal Expenditures	228.03		

EXPENDITURES	
GENERAL GOVERNMENT	
Governing Body & Public Boards	
Municipal Clerk	
Financial Administration	18,150.00
Assessment of Taxes	11,550.00
Collection of Taxes	18,026.00
Planning, Housing & Development	17,795.00
Humon Resources	3,410.00
Elections	3,125.00
Generol Administration (other)	156,090.00
JUDICIARY	
Municipal Courts	22,885.00
PUBLIC SAFETY	
Fire Protection	7,390.00
Police Protection	284,748.02
Civil Defense & Disaster Control	600.00
Environmental Inspection & Control	12,669.00
Other Public Sofety	
PUBLIC WORKS	
Streets and Droinage	137,493.00
Sewers and Sewage Processing	
Garbage and Trash Disposol	50,480.00
Public Buildings and Grounds	18,500.00
Other Public Works	
HEALTH and WELFARE	
Health Services Except Enviranmentol	760.00
Welfare-Public Assistonce	4,215.00
Hospitals, Clinics, First Aid	6,000.00
Animal, Insect, & Rodent Contral	6,950.00
Other Welfare Services	
RECREATION and CONSERVATION	
Beaches and Boardwalks	
Parks, Playgrounds, Shade Trees	12,640.00
Land Reclomotion & Conservation	100.00
Other Recreational Services	3,700.00
EDUCATION (excluding schools)	
Libraries	5,230.00
Other Educational Services	
STATUTORY EXPENDITURES	
Pensions & F. I. C. A.	60,900.00
Employee Fringe Benefits	26,075.00
Other Statutory Expenditures	1,900.00
CETA And Other Public Employment Programs	43,939.07
MUNICIPAL FUNCTIONS TOTAL	935,320.09
CAPITAL IMPROVEMENTS *MEMO*	
DEBT SERVICE	
Principal Payments	11,500.00
Interest Payments	37,246.05
DEFERRED CHARGES	89,115.60
SCHOOL, COUNTY, SPECIAL DISTRICT TAXES	1,805,586.68
RESERVE FOR UNCOLLECTED TAXES	146,339.89
EXPENDITURES TOTAL	3,075,108.31

REVENUES-REALIZED	
1980 Property Taxes Collected	1,899,914.92
1980 Payments in Lieu of Taxes	
Delinquent Tax & Lien Collections	95,575.40
Business Personalty Replacement Taxes	14,136.48
Taxes from Public Utilities	438,896.00
Other Miscelloneous Tax Revenues	
State Aid Revenues	40,448.50
Federal Aid Revenues	42,585.61
State and Local Fiscal Assistance Act Utilized	68,300.02
Sale of Acquired Property	8,321.00
Other Miscellaneous Revenues	155,960.64
Total	2,764,138.57
Priar Years Surplus Appraprioted	54,000.00
REVENUES TOTAL	2,818,138.57
Reserve For Uncollected Taxes	146,339.89
CAPITAL OUTLAY TOTAL	126,845.88
Public Enterprises	
Recreation—Culture	1,500.00
Public Works	125,345.88
Buildings and Grounds	
Library and Education	
Conservation	
All Other	

CAPITAL DEBT AUTHORIZED, DECEMBER 31, 1980

ISSUED AND UNISSUED	GROSS DEBT	NET DEBT
School	992,704	
Self-liquidoting		
Other	820,367	820,367
Totol	1,813,071	820,367
ISSUED AND OUTSTANDING		
School		932,464.69
Self-Liquidating		
Other		728,327.82
Total		1,660,792.51
EQUALIZED VALUATION BASIS FOR NET DEBT COMPUTATION		63,806,837

REAL PROPERTY VALUATIONS

Code	Class	# of Parcels	% VAL'N	ASSESSED VALUATION
1	Vacant Land	433	8.86	5,075,950.00
2	Residential	1416	74.43	42,647,200.00
3	Farm	12	.44	253,950.00
4a	Commercial	79	12.12	6,945,700.00
4b	Industrial	6	.82	471,000.00
4c	Apartments	3	3.32	1,902,450.00
Total		1949		57,296,250.00

Land Area 3.27 Sq. Miles

Net Valuation Taxable-Municipal	57,734,368
Net Valuation Taxable-County	67,586,104
State Equalized Valuation	74,131,044
State Equalization Ratio	77.75

1980 PROPERTY TAX		
STATE EQUALIZED TAX RATE		
Local District School Taxes	.67	498,490.00
Regional & Consolidated School Tax	.62	462,652.13
School Taxes in Municipal Budget		
County Taxes	1.05	* 776,627.76
County Library Taxes	.02	17,056.79
Local Municipal Purpose Taxes	.35	257,676.00
Veteran & Senior Citizen Taxes		45,110.00
Total Taxes for Rate Computation	2.71	2,057,612.68
Special District Taxes		50,760.00
Bank Corp. Taxes		2,129.36
Added and Omitted Taxes		44,009.14
Total Taxes Levied - ABSTRACT		2,109,401.18
Total Taxes Billed		2,108,595.59
1980 TAXES COLLECTED		1,899,914.92
1980 Taxes Cancelled, Aboted or Adjusted		12,030.52
Transfer to Tax Title Liens or Foreclosed		36,940.18
Balance Outstanding Dec. 31, 1980		159,709.97
PRIOR YEARS TAXES OUTSTANDING		
Balance January 1, 1980		102,446.25
Collected in 1980		90,991.62
Cancelled, Abated or Adjusted 1980		.01
Transfers to Tax Title Liens or Foreclosed		11,150.85
Balance December 31, 1980		303.77
TAX TITLE LIENS OUTSTANDING		
Balance January 1, 1980		81,744.88
Transfer From Taxes		49,464.63
Redeemed in 1980		4,583.78
Cancelled, Aboted or Adjusted (1980)		
Transfers to Foreclosed Property		
Balance December 31, 1980		126,625.73
PROPERTY ACQUIRED BY DEED OR FORECLOSURE		
Balance January 1, 1980		53,336.00
Transfers From Taxes or Liens		
Sale for Cash (1980)		8,321.00
Cancelled, Abated or Adjusted (1980)		
Balance December 31, 1980		45,015.00
CURRENT FINANCES DECEMBER 31, 1980		
ASSETS		
Cash Dec. 31, 1980		173,944.67
Taxes Receivable		160,013.74
Tax Title Liens		126,625.73
Foreclosed Property		45,015.00
Emergencies & Other Deferred Charges		89,221.58
State and Federal Aid Receivable		3,850.32
Other Receivables		60,055.37
Total		658,726.41
LIABILITIES, RESERVES, AND SURPLUS		
Cash Liabilities		188,363.07
Reserves for Receivables		391,709.84
Surplus Dec. 31, 1980		78,653.50
Total		658,726.41

*Includes County Health Service Taxes or County Vocational School Taxes. See Table 13, pgs. 675,676.

1802

Population 1970 13,355
Population 1980 12,920
S & P Rating
Moody Rating AA

General Tax Rate Per $100. 4.02
State Equalized Tax Rate 1.81

BERNARDS TOWNSHIP – SOMERSET CO.

Form of Government:
Township Committee
Number of Members on Governing Body 5

PER CAPITA:		PER CENT:	
Gross Debt	863.85	Gross Debt	2.15
Net Debt	232.59	Net Debt	.58
Debt Service	29.10	Tax Levy Collected	97.71
Total Tax Levy	915.03	Tax Levy Cancelled, Abated or Adjusted	.23
Municipal Expenditures	311.13		

EXPENDITURES	
GENERAL GOVERNMENT	
Governing Body & Public Boards	
Municipal Clerk	
Financial Administratian	38,195.00
Assessment of Taxes	26,084.00
Collectian of Taxes	32,361.00
Planning, Housing & Develapment	71,195.00
Human Resources	
Elections	1,550.00
General Administratian (ather)	565,235.00
JUDICIARY	
Municipal Courts	43,453.00
PUBLIC SAFETY	
Fire Protection	82,000.00
Palice Protection	614,761.28
Civil Defense & Disaster Cantral	
Environmental Inspectian & Control	59,120.00
Other Public Safety	
PUBLIC WORKS	
Streets and Drainage	598,391.00
Sewers and Sewage Processing	40,000.00
Garbage and Trash Disposal	
Public Buildings and Grounds	162,330.00
Other Public Warks	
HEALTH and WELFARE	
Health Services Except Environmental	68,620.00
Welfare-Public Assistance	1,720.00
Hospitals, Clinics, First Aid	
Animal, Insect, & Radent Cantral	
Other Welfare Services	
RECREATION and CONSERVATION	
Beaches and Baardwalks	
Parks, Playgraunds, Shade Trees	13,152.00
Land Reclamation & Conservatian	3,330.00
Other Recreational Services	116,204.00
EDUCATION (excluding schools)	
Libraries	182,487.00
Other Educational Services	
STATUTORY EXPENDITURES	
Pensians & F. I. C. A.	189,541.00
Employee Fringe Benefits	60,840.00
Other Statutary Expenditures	6,000.00
CETA And Other Public Emplayment Pragrams	
MUNICIPAL FUNCTIONS TOTAL	2,976,569.28
CAPITAL IMPROVEMENTS *MEMO*	476,332.00
DEBT SERVICE	
Principal Payments	219,400.00
Interest Payments	156,568.98
DEFERRED CHARGES	64,725.33
SCHOOL, COUNTY, SPECIAL DISTRICT TAXES	8,489,355.72
RESERVE FOR UNCOLLECTED TAXES	602,480.32
EXPENDITURES TOTAL	12,509,099.63

REVENUES-REALIZED		
1980 Property Taxes Collected		10,637,875.93
1980 Payments in Lieu of Taxes		
Delinquent Tax & Lien Collections		180,408.76
Business Personalty Replacement Taxes		127,449.88
Taxes from Public Utilities		679,053.00
Other Miscellaneous Tax Revenues		
State Aid Revenues		92,795.59
Federal Aid Revenues		
State and Local Fiscal Assistance Act Utilized		155,146.28
Sale af Acquired Property		
Other Miscellaneous Revenues		786,782.68
	Total	12,659,512.12
Priar Years Surplus Appropriated		465,000.00
REVENUES	TOTAL	13,124,512.12
Reserve For Uncollected Taxes		602,480.32
CAPITAL OUTLAY	TOTAL	746,350.71
Public Enterprises		
Recreation—Culture		276,446.74
Public Warks		438,924.97
Buildings and Graunds		6,085.00
Library and Educatian		24,894.00
Conservatian		
All Other		

CAPITAL DEBT AUTHORIZED, DECEMBER 31, 1980

ISSUED AND UNISSUED	GROSS DEBT	NET DEBT
School	8,156,000	
Self-liquidating		
Other	3,005,000	3,005,000
Total	11,161,000	3,005,000

ISSUED AND OUTSTANDING	
School	2,656,000.00
Self-Liquidating	
Other	2,358,900.00
Total	5,014,900.00
EQUALIZED VALUATION BASIS FOR NET DEBT COMPUTATION	518,470,843

REAL PROPERTY VALUATIONS

Code	Class	# af Parcels	% VAL'N	ASSESSED VALUATION
1	Vacant Land	310	3.47	9,270,100.00
2	Residential	3356	58.90	157,485,000.00
3	Farm	179	1.15	3,058,500.00
4a	Commercial	81	36.20	96,785,978.00
4b	Industrial	3	.29	780,200.00
4c	Apartments			
Total		3929		267,379,778.00

Land Area 24.95 Sq. Miles

Net Valuatian Taxable-Municipal	269,947,017
Net Valuatian Taxable-Caunty	477,486,170
State Equalized Valuation	593,856,763
State Equalization Ratia	45.22

1980 PROPERTY TAX		
STATE EQUALIZED TAX RATE		
Local District Schaal Taxes	1.10	6,552,083.71
Regional & Consalidated School Tax		
School Taxes in Municipal Budget		
County Taxes	.33	1,940,175.12
County Library Taxes		-2,903.11
Local Municipal Purpose Taxes	.39	2,346,722.45
Veteran & Senior Citizen Taxes		62,279.00
Total Taxes for Rate Computatian	1.82	10,898,356.17
Special District Taxes		
Bank Corp. Taxes		5,468.28
Added and Omitted Taxes		34,926.38
Total Taxes Levied - ABSTRACT		10,876,472.83
Total Taxes Billed		10,886,796.47
1980 TAXES COLLECTED		10,637,875.93
1980 Taxes Cancelled, Abated or Adjusted		25,137.32
Transfer to Tax Title Liens ar Foreclased		19,349.82
Balance Outstanding Dec. 31, 1980		204,433.40
PRIOR YEARS TAXES OUTSTANDING		
Balance January 1, 1980		174,602.96
Collected in 1980		169,360.20
Cancelled, Abated or Adjusted 1980		781.67
Transfers to Tax Title Liens or Foreclosed		3,905.25
Balance December 31, 1980		555.84
TAX TITLE LIENS OUTSTANDING		
Balance January 1, 1980		47,783.41
Transfer From Taxes		23,727.72
Redeemed in 1980		11,048.56
Cancelled, Abated ar Adjusted (1980)		
Transfers to Foreclosed Property		
Balance December 31, 1980		60,462.57
PROPERTY ACQUIRED BY DEED OR FORECLOSURE		
Balance January 1, 1980		201,450.00
Transfers From Taxes or Liens		
Sale for Cash (1980)		
Cancelled, Abated or Adjusted (1980)		
Balance December 31, 1980		201,450.00
CURRENT FINANCES DECEMBER 31, 1980		
ASSETS		
Cash Dec. 31, 1980		3,003,438.07
Taxes Receivable		204,989.24
Tax Title Liens		60,462.57
Foreclased Property		201,450.00
Emergencies & Other Deferred Charges		1,093,135.43
State and Federal Aid Receivable		
Other Receivables		357.86
Total		4,563,833.17
LIABILITIES, RESERVES, AND SURPLUS		
Cash Liabilities		105,448.05
Reserves for Receivables		467,259.67
Surplus Dec. 31, 1980		3,991,125.45
Total		4,563,833.17

1803

Papulation 1970 6,670
Papulation 1980 6,715
S & P Rating AA
Maody Rating AA-1

General Tax Rate Per $100. 3.62
State Equalized Tax Rate 1.83

BERNARDSVILLE BOROUGH – SOMERSET CO.

Form of Government:
Borough Council
Number of Members on Governing Body 6

PER CAPITA		PER CENT.	
Gross Debt	441.17	Gross Debt	1.17
Net Debt	72.54	Net Debt	.19
Debt Service	30.50	Tax Levy Collected	96.99
Total Tax Levy	849.11	Tax Levy Cancelled, Abated or Adjusted	.05
Municipal Expenditures	375.41		

EXPENDITURES		
GENERAL GOVERNMENT		
Governing Body & Public Boards		
Municipal Clerk		
Financial Administratian	7,608.00	
Assessment of Taxes	20,531.00	
Collection of Taxes	15,420.00	
Planning, Housing & Develapment	25,992.00	
Human Resources		
Elections		
General Administration (ather)	295,193.00	
JUDICIARY		
Municipal Courts	18,573.00	
PUBLIC SAFETY		
Fire Protection	49,200.00	
Palice Protection	418,775.00	
Civil Defense & Disaster Control	1,000.00	
Enviranmental Inspection & Cantral	30,005.00	
Other Public Safety		
PUBLIC WORKS		
Streets and Drainage	251,027.00	
Sewers and Sewage Pracessing	57,015.00	
Garbage and Trash Disposal	118,471.03	
Public Buildings and Graunds	45,240.00	
Other Public Works		
HEALTH and WELFARE		
Health Services Except Enviranmental	25,102.00	
Welfare-Public Assistance	2,129.00	
Hospitals, Clinics, First Aid		
Animal, Insect, & Radent Cantral	3,000.00	
Other Welfare Services		
RECREATION and CONSERVATION		
Beaches and Boardwalks		
Parks, Playgrounds, Shade Trees	4,750.00	
Land Reclamatian & Conservation	200.00	
Other Recreational Services	34,560.00	
EDUCATION (excluding schaals)		
Libraries	111,000.00	
Other Educatianal Services		
STATUTORY EXPENDITURES		
Pensions & F. I. C. A.	99,890.00	
Employee Fringe Benefits	28,800.00	
Other Statutary Expenditures	3,700.00	
CETA And Other Public Employment Pragrams		
MUNICIPAL FUNCTIONS TOTAL	1,707,181.03	
CAPITAL IMPROVEMENTS *MEMO*	12,000.00	
DEBT SERVICE		
Principal Payments	187,000.00	
Interest Payments	17,815.50	
DEFERRED CHARGES	56,887.69	
SCHOOL, COUNTY, SPECIAL DISTRICT TAXES	4,566,532.21	
RESERVE FOR UNCOLLECTED TAXES	551,999.46	
EXPENDITURES TOTAL	7,087,415.89	

REVENUES-REALIZED		
1980 Property Taxes Collected		5,523,265.36
1980 Payments in Lieu of Taxes		
Delinquent Tax & Lien Collectians		136,787.39
Business Personalty Replacement Taxes		84,377.08
Taxes from Public Utilities		324,424.00
Other Miscellaneous Tax Revenues		
State Aid Revenues		53,693.47
Federal Aid Revenues		
State and Local Fiscal Assistance Act Utilized		49,147.03
Sale af Acquired Property		
Other Miscellaneous Revenues		321,015.49
Tatal		6,492,709.82
Prior Years Surplus Appraprioted		595,000.00
REVENUES TOTAL		7,087,709.82
Reserve For Uncollected Taxes		551,999.46
CAPITAL OUTLAY TOTAL		455,519.42
Public Enterprises		
Recreation—Culture		
Public Works		440,440.67
Buildings and Grounds		1,103.74
Library and Education		13,975.01
Conservatian		
All Other		

CAPITAL DEBT AUTHORIZED, DECEMBER 31, 1980

ISSUED AND UNISSUED	GROSS DEBT	NET DEBT
School	2,369,000	
Self-liquidating		
Other	593,454	487,088
Total	2,962,454	487,088
ISSUED AND OUTSTANDING		
School		2,369,000.00
Self-Liquidating		
Other		233,000.00
Total		2,602,000.00
EQUALIZED VALUATION BASIS FOR NET DEBT COMPUTATION		253,629,526

REAL PROPERTY VALUATIONS

Code	Class	# of Parcels	% VAL'N	ASSESSED VALUATION
1	Vacant Land	265	4.69	7,164,670.00
2	Residential	1992	82.81	126,384,200.00
3	Farm	25	.62	954,700.00
4a	Commercial	110	9.78	14,927,350.00
4b	Industrial	2	1.55	2,372,000.00
4c	Apartments	4	.54	824,100.00
Total		2398		152,627,020.00

Land Area 12.85 Sq. Miles

Net Valuation Taxable-Municipal	156,458,705
Net Valuatian Taxable-Caunty	265,704,325
State Equalized Valuatian	304,811,762
State Equalization Ratia	50.73

1980 PROPERTY TAX		
STATE EQUALIZED TAX RATE		
Local District School Taxes	1.06	3,267,874.70
Regional & Cansolidated Schaol Tax		
School Taxes in Municipal Budget		
County Taxes	.42	1,298,771.31
County Library Taxes		-113.80
Local Municipal Purpose Taxes	.36	1,095,104.76
Veteran & Senior Citizen Taxes		40,360.00
Total Taxes for Rate Computatian	1.84	5,701,996.97
Special District Taxes		
Bank Carp. Taxes		9,365.31
Added and Omitted Taxes		30,804.00
Tatal Taxes Levied · ABSTRACT		5,701,806.28
Total Taxes Billed		5,694,609.12
1980 TAXES COLLECTED		5,523,265.36
1980 Taxes Cancelled, Abated or Adjusted		3,095.10
Transfer to Tax Title Liens or Foreclased		24,956.28
Balance Outstanding Dec. 31, 1980		143,292.38
PRIOR YEARS TAXES OUTSTANDING		
Balance January 1, 1980		144,433.10
Collected in 1980		136,570.73
Cancelled, Abated ar Adjusted 1980		
Transfers to Jax Title Liens or Foreclosed		1,425.93
Balance December 31, 1980		6,436.44
TAX TITLE LIENS OUTSTANDING		
Balance January 1, 1980		40,975.49
Transfer From Taxes		26,521.50
Redeemed in 1980		216.66
Cancelled, Abated or Adjusted (1980)		
Transfers to Foreclosed Property		
Balance December 31, 1980		67,280.33
PROPERTY ACQUIRED BY DEED OR FORECLOSURE		
Balance January 1, 1980		13,100.00
Transfers From Taxes or Liens		
Sale for Cash (1980)		
Cancelled, Abated or Adjusted (1980)		
Balance December 31, 1980		13,100.00

CURRENT FINANCES DECEMBER 31, 1980	
ASSETS	
Cash Dec. 31, 1980	1,296,688.76
Taxes Receivable	149,728.82
Tax Title Liens	67,280.33
Fareclosed Praperty	13,100.00
Emergencies & Other Deferred Charges	64,000.00
State and Federal Aid Receivable	
Other Receivables	14.14
Tatal	1,590,812.05
LIABILITIES, RESERVES, AND SURPLUS	
Cash Liabilities	204,216.53
Reserves for Receivables	230,123.29
Surplus Dec. 31, 1980	1,156,472.23
Total	1,590,812.05

1002

Population 1970 1,390
Population 1980 3,045
S & P Rating
Moody Rating

General Tax Rate Per $100. 3.55
State Equalized Tax Rate 2.19

BETHLEHEM TOWNSHIP — HUNTERDON CO.

Form of Government:
Township Committee
Number of Members on Governing Body 3

PER CAPITA:		PER CENT:	
Gross Debt	989.87	Gross Debt	4.82
Net Debt	174.04	Net Debt	.85
Debt Service		Tax Levy Collected	89.23
Totol Tox Levy	573.05	Tax Levy Cancelled, Abated or Adjusted	.94
Municipal Expenditures	186.51		

EXPENDITURES		REVENUES-REALIZED	
GENERAL GOVERNMENT			
Governing Body & Public Boards			
Municipol Clerk		1980 Property Taxes Collected	1,560,571.91
Financial Administration	9,333.90	1980 Poyments in Lieu of Taxes	
Assessment of Taxes	19,167.25	Delinquent Tax & Lien Collections	119,888.67
Collection of Taxes	9,448.02	Business Personolty Replacement Taxes	30,934.00
Plonning, Housing & Development	32,316.03	Taxes from Public Utilities	107,143.00
Human Resources		Other Miscelloneous Tax Revenues	
Elections	408.36	State Aid Revenues	11,926.47
General Administration (other)	75,103.20	Federal Aid Revenues	
JUDICIARY		Stote and Local Fiscal Assistance Act Utilized	22,269.00
Municipal Courts	6,534.60	Sale of Acquired Property	
PUBLIC SAFETY		Other Miscellaneous Revenues	145,597.30
Fire Protection	25,000.00	Total	1,998,330.35
Police Protection	14,201.85	Prior Yeors Surplus Appropriated	325,000.00
Civil Defense & Disaster Control		REVENUES TOTAL	2,323,330.35
Environmental Inspection & Control	8,458.20	Reserve For Uncollected Taxes	190,620.44
Other Public Sofety		CAPITAL OUTLAY TOTAL	
PUBLIC WORKS			
Streets and Drainoge	143,624.25	Public Enterprises	
Sewers and Sewage Processing		Recreation—Culture	
Gorboge and Trash Disposal	3,250.00	Public Works	
Public Buildings and Grounds	6,750.00	Buildings and Grounds	
Other Public Works		Library and Education	
HEALTH and WELFARE		Conservation	
Health Services Except Environmental	419.34	All Other	
Welfare-Public Assistance	855.58	CAPITAL DEBT AUTHORIZED, DECEMBER 31, 1980	
Hospitals, Clinics, First Aid		ISSUED AND UNISSUED — GROSS DEBT — NET DEBT	
Animol, Insect, & Rodent Control	1,495.90	School 3,014,164	529,963
Other Welfare Services		Self-liquidating	
RECREATION and CONSERVATION		Other	
Beoches ond Boardwalks		Total 3,014,164	529,963
Parks, Ploygrounds, Shade Trees			
Land Reclamation & Conservation	85.00	ISSUED AND OUTSTANDING	
Other Recreotional Services	2,852.37	School	3,013,556.37
EDUCATION (excluding schools)		Self-Liquidating	
Libraries		Other	
Other Educotionol Services		Total	3,013,556.37
STATUTORY EXPENDITURES		EQUALIZED VALUATION BASIS	
Pensions & F. I. C. A.	9,681.50	FOR NET DEBT COMPUTATION	62,488,151
Employee Fringe Benefits	2,135.99	REAL PROPERTY VALUATIONS	
Other Statutory Expenditures	1,000.00	Code Class # of Parcels % VAL'N — ASSESSED VALUATION	
CETA And Other Public Employment Programs		1 Vacant Land 321 11.80	5,618,260.00
MUNICIPAL FUNCTIONS TOTAL	372,121.34	2 Residential 724 68.34	32,543,245.00
CAPITAL IMPROVEMENTS *MEMO*	20,000.00	3 Farm 307 14.09	6,713,415.00
DEBT SERVICE		4a Commercial 15 4.62	2,200,200.00
Principal Payments		4b Industrial 2 1.14	542,200.00
Interest Payments		4c Apartments	
		Total 1369	47,617,320.00
DEFERRED CHARGES	5,192.92	Land Area 20.60 Sq. Miles	
SCHOOL, COUNTY, SPECIAL DISTRICT TAXES	1,598,322.06	Net Valuation Taxable-Municipal	47,970,548
RESERVE FOR UNCOLLECTED TAXES	190,620.44	Net Valuation Taxable-County	65,691,584
EXPENDITURES TOTAL	2,166,256.76	State Equalized Valuation	77,334,094
		State Equalization Ratio	61.86

1980 PROPERTY TAX		
STATE EQUALIZED TAX RATE	1.02	
Local District School Taxes		794,145.50
Regional & Consolidated School Tax	.67	521,155.12
School Taxes in Municipal Budget		
County Taxes	.34	267,454.41
County Library Taxes	.02	15,567.03
Local Municipal Purpose Taxes	.13	101,147.13
Veteron & Senior Citizen Taxes		14,740.00
Total Taxes for Rate Computation	2.18	1,714,209.19
Special District Taxes		
Bank Corp. Taxes		
Added and Omitted Taxes		45,465.26
Totol Taxes Levied - ABSTRACT		1,744,934.45
Total Taxes Billed		1,748,890.70
1980 TAXES COLLECTED		1,560,571.91
1980 Toxes Concelled, Abated or Adjusted		16,370.26
Transfer to Tax Title Liens or Foreclosed		22,236.35
Balance Outstanding Dec. 31, 1980		149,712.18
PRIOR YEARS TAXES OUTSTANDING		
Bolance Jonuory 1, 1980		104,259.38
Collected in 1980		92,674.02
Cancelled, Abated or Adjusted 1980		9,635.75
Transfers to Tax Title Liens or Foreclosed		378.88
Balance December 31, 1980		1,570.73
TAX TITLE LIENS OUTSTANDING		
Bolance Jonuory 1, 1980		147,701.46
Tronsfer From Taxes		22,665.57
Redeemed in 1980		28,214.65
Cancelled, Aboted or Adjusted (1980)		
Tronsfers to Foreclosed Property		
Balance December 31, 1980		142,152.38
PROPERTY ACQUIRED BY DEED OR FORECLOSURE		
Balance Jonuory 1, 1980		
Transfers From Taxes or Liens		
Sale for Cash (1980)		
Concelled, Abated or Adjusted (1980)		
Balance December 31, 1980		
CURRENT FINANCES DECEMBER 31, 1980		
ASSETS		
Cash Dec. 31, 1980		1,213,407.53
Taxes Receivable		151,282.91
Tax Title Liens		142,152.38
Foreclosed Property		
Emergencies & Other Deferred Charges		1,974.75
State and Federal Aid Receivable		462.17
Other Receivables		44,503.32
Total		1,553,783.06
LIABILITIES, RESERVES, AND SURPLUS		
Cash Liabilities		642,027.31
Reserves for Receivables		337,938.61
Surplus Dec. 31, 1980		573,817.14
Total		1,553,783.06

0302

Population 1970 3,115
Population 1980 2,919
S & P Rating
Maody Rating

General Tax Rate Per $100. 4.66
State Equalized Tax Rate 2.18

BEVERLY CITY – BURLINGTON CO.

Form of Government:
Special Charter (P.L. 1857 c.162)
Number of Members on Governing Body 9

PER CAPITA:		PER CENT:	
Gross Debt	160.64	Grass Debt	1.76
Net Debt	68.14	Net Debt	.75
Debt Service	19.67	Tax Levy Collected	87.62
Total Tax Levy	244.61	Tax Levy Cancelled, Abated or Adjusted	.05
Municipal Expenditures	210.83		

EXPENDITURES	
GENERAL GOVERNMENT	
Governing Body & Public Boards	
Municipal Clerk	
Financial Administration	7,837.00
Assessment of Taxes	19,135.00
Collection of Taxes	6,327.00
Planning, Housing & Development	2,665.00
Human Resources	500.00
Elections	
Generol Administration (other)	65,548.00
JUDICIARY	
Municipal Courts	6,970.00
PUBLIC SAFETY	
Fire Protection	
Police Protection	134,260.39
Civil Defense & Disaster Contral	100.00
Environmental Inspection & Contral	4,915.00
Other Public Sofety	
PUBLIC WORKS	
Streets and Drainage	86,150.00
Sewers and Sewage Processing	
Garboge and Trash Dispasal	6,000.00
Public Buildings and Grounds	17,007.00
Other Public Works	2,250.00
HEALTH and WELFARE	
Health Services Except Enviranmentol	3,691.00
Welfare-Public Assistance	9,718.20
Hospitols, Clinics, First Aid	
Animal, Insect, & Radent Control	
Other Welfare Services	
RECREATION and CONSERVATION	
Beaches and Boardwalks	
Parks, Ploygraunds, Shade Trees	4,700.00
Land Reclamation & Conservatian	
Other Recreatianal Services	1,800.00
EDUCATION (excluding schaals)	
Libraries	1,600.00
Other Educatianal Services	
STATUTORY EXPENDITURES	
Pensians & F. I. C. A.	20,400.78
Emplayee Fringe Benefits	6,400.00
Other Statutary Expenditures	2,000.00
CETA And Other Public Emplayment Programs	7,841.25
MUNICIPAL FUNCTIONS TOTAL	417,815.62
CAPITAL IMPROVEMENTS *MEMO*	22,000.00
DEBT SERVICE	
Principal Payments	31,600.00
Interest Payments	25,829.09
TYPE I SCHL DEBT *MEMO	39,676.94
DEFERRED CHARGES	25,305.22
SCHOOL, COUNTY, SPECIAL DISTRICT TAXES	562,299.30
RESERVE FOR UNCOLLECTED TAXES	114,862.00
EXPENDITURES TOTAL	1,177,711.23

REVENUES-REALIZED	
1980 Praperty Taxes Collected	622,482.66
1980 Payments in Lieu of Taxes	4,393.81
Delinquent Tax & Lien Collections	89,070.48
Business Personolty Replacement Taxes	23,660.36
Taxes fram Public Utilities	108,798.00
Other Miscellaneaus Tox Revenues	
State Aid Revenues	100,606.84
Federal Aid Revenues	2,432.31
State and Local Fiscal Assistance Act Utilized	44,599.00
Sale of Acquired Property	
Other Miscellaneaus Revenues	62,567.68
Total	1,058,611.14
Priar Years Surplus Appropriated	84,598.00
REVENUES TOTAL	1,143,209.14
Reserve Far Uncollected Taxes	114,862.00
CAPITAL OUTLAY TOTAL	8,873.79
Public Enterprises	
Recreatian—Culture	
Public Warks	2,640.87
Buildings and Graunds	6,232.92
Library and Education	
Conservatian	
All Other	

CAPITAL DEBT AUTHORIZED, DECEMBER 31, 1980

ISSUED AND UNISSUED	GROSS DEBT	NET DEBT
Schaal	270,000	
Self-liquidating		
Other	198,900	198,900
Total	468,900	198,900
ISSUED AND OUTSTANDING		
School		270,000.00
Self-Liquidating		
Other		190,000.00
Total		460,000.00
EQUALIZED VALUATION BASIS FOR NET DEBT COMPUTATION		26,566,949

REAL PROPERTY VALUATIONS

Code	Class	# of Porcels	% VAL'N	ASSESSED VALUATION
1	Vacant Land	77	1.08	154,200.00
2	Residential	811	84.34	12,050,250.00
3	Farm			
4a	Commercial	54	8.07	1,153,600.00
4b	Industrial	15	5.84	834,500.00
4c	Apartments	3	.67	95,300.00
Total		960		14,287,850.00

Land Area .54 Sq. Miles

Net Valuation Taxable-Municipal	14,380,547
Net Valuation Taxable-County	27,224,044
State Equalized Valuation	30,589,709
State Equalization Ratio	46.85

1980 PROPERTY TAX		
STATE EQUALIZED TAX RATE →	1.08	
Local District Schaal Taxes		330,874.50
Regianal & Consolidated School Tax		
School Taxes in Municipal Budget	.05	16,751.00
County Taxes	.54	166,599.99
County Library Taxes	.03	9,073.81
Local Municipal Purpose Taxes	.48	146,264.00
Veteron & Seniar Citizen Taxes		29,000.00
Total Taxes for Rate Computation	2.18	698,563.30
Special District Taxes		39,000.00
Bank Carp. Taxes		5,465.63
Added and Omitted Taxes		
Total Toxes Levied - ABSTRACT		714,028.93
Total Toxes Billed		710,399.03
1980 TAXES COLLECTED		622,482.66
1980 Taxes Cancelled, Abated or Adjusted		375.44
Transfer to Tox Title Liens or Foreclosed		3,629.29
Balance Outstanding Dec. 31, 1980		83,911.64
PRIOR YEARS TAXES OUTSTANDING		
Balance Janvary 1, 1980		77,314.27
Collected in 1980		74,748.63
Cancelled, Abated or Adjusted 1980		2,016.75
Transfers to Tax Title Liens or Foreclosed		541.72
Balance December 31, 1980		7.17
TAX TITLE LIENS OUTSTANDING		
Balance January 1, 1980		57,656.10
Transfer Fram Taxes		4,233.57
Redeemed in 1980		14,321.85
Cancelled, Abated or Adjusted (1980)		8,552.80
Transfers to Foreclosed Property		
Balance December 31, 1980		39,015.02
PROPERTY ACQUIRED BY DEED OR FORECLOSURE		
Balance January 1, 1980		7,050.00
Transfers Fram Taxes or Liens		
Sale for Cash (1980)		
Cancelled. Abated or Adjusted (1980)		
Balance December 31, 1980		7,050.00

CURRENT FINANCES DECEMBER 31, 1980

ASSETS	
Cash Dec. 31, 1980	247,901.31
Taxes Receivable	83,918.81
Tox Title Liens	39,015.02
Foreclosed Property	7,050.00
Emergencies & Other Deferred Charges	23,558.74
State and Federal Aid Receivable	1,537.12
Other Receivables	17,371.62
Total	420,352.62
LIABILITIES, RESERVES, AND SURPLUS	
Cash Liabilities	81,504.92
Reserves for Receivables	147,355.45
Surplus Dec. 31, 1980	191,492.25
Total	420,352.62

1980-3000

* ABOVE DEBT SERVICE INCLUDES TYPE I SCHOOL DEBT

2104

Population 1970 2,190
Population 1980 4,360
S & P Rating
Moody Rating

General Tax Rate Per $100. 1.07
State Equalized Tax Rate .83

BLAIRSTOWN TOWNSHIP – WARREN CO.

Form of Government:
Township Committee
Number of Members on Governing Body 5

PER CAPITA:		PER CENT:	
Gross Debt	182.71	Gross Debt	.73
Net Debt		Net Debt	
Debt Service		Tax Levy Collected	90.54
Total Tax Levy	249.47	Tax Levy Cancelled, Abated or Adjusted	.08
Municipal Expenditures	799.16		

EXPENDITURES	
GENERAL GOVERNMENT	
Governing Body & Public Boards	
Municipal Clerk	
Financial Administration	12,400.00
Assessment of Taxes	15,445.00
Collection of Taxes	12,700.00
Planning, Housing & Development	29,500.00
Human Resources	
Elections	
General Administration (other)	212,540.00
JUDICIARY	
Municipal Courts	14,454.41
PUBLIC SAFETY	
Fire Protection	29,715.00
Police Protection	175,300.00
Civil Defense & Disaster Control	1,726.00
Environmental Inspection & Control	28,300.00
Other Public Safety	
PUBLIC WORKS	
Streets and Drainage	382,500.00
Sewers and Sewage Processing	20,000.00
Garbage and Trash Disposal	10,000.00
Public Buildings and Grounds	87,474.00
Other Public Works	21,200.00
HEALTH and WELFARE	
Health Services Except Environmental	5,000.00
Welfare-Public Assistance	500.00
Hospitals, Clinics, First Aid	
Animal, Insect, & Rodent Control	2,750.00
Other Welfare Services	
RECREATION and CONSERVATION	
Beaches and Boardwalks	
Parks, Playgrounds, Shade Trees	
Land Reclamation & Conservation	2,000.00
Other Recreational Services	33,000.00
EDUCATION (excluding schools)	
Libraries	5,000.00
Other Educational Services	1,170,000.00
STATUTORY EXPENDITURES	
Pensions & F. I. C. A.	33,000.00
Employee Fringe Benefits	14,000.00
Other Statutory Expenditures	5,000.00
CETA And Other Public Employment Programs	
MUNICIPAL FUNCTIONS TOTAL	2,323,504.41
CAPITAL IMPROVEMENTS *MEMO*	300,000.00
DEBT SERVICE	
Principal Payments	
Interest Payments	
DEFERRED CHARGES	1,066,328.78
SCHOOL, COUNTY, SPECIAL DISTRICT TAXES	1,003,507.56
RESERVE FOR UNCOLLECTED TAXES	94,500.00
EXPENDITURES TOTAL	4,487,840.75

REVENUES-REALIZED		
1980 Property Taxes Collected		984,828.25
1980 Payments in Lieu of Taxes		
Delinquent Tax & Lien Collections		60,800.23
Business Personalty Replacement Taxes		31,835.08
Taxes from Public Utilities		2,368,100.00
Other Miscellaneous Tax Revenues		
State Aid Revenues		
Federal Aid Revenues		
State and Local Fiscal Assistance Act Utilized		93,774.00
Sale of Acquired Property		
Other Miscellaneous Revenues		834,627.59
	Total	4,373,965.15
Prior Years Surplus Appropriated		674,102.50
REVENUES	TOTAL	5,048,067.65
Reserve For Uncollected Taxes		94,500.00
CAPITAL OUTLAY	TOTAL	587,674.14
Public Enterprises		
Recreation—Culture		
Public Works		578,916.64
Buildings and Grounds		8,757.50
Library and Education		
Conservation		
All Other		

CAPITAL DEBT AUTHORIZED, DECEMBER 31, 1980

ISSUED AND UNISSUED	GROSS DEBT	NET DEBT
School	796,616	
Self-liquidating		
Other		
Total	796,616	

ISSUED AND OUTSTANDING	
Schaal	796,616.27
Self-Liquidating	
Other	
Total	796,616.27
EQUALIZED VALUATION BASIS FOR NET DEBT COMPUTATION	109,367,217

REAL PROPERTY VALUATIONS

Code	Class	# of Parcels	% VAL'N	ASSESSED VALUATION
1	Vacant Land	529	12.59	12,341,586.00
2	Residential	1170	66.99	65,654,500.00
3	Farm	256	8.50	8,336,183.00
4a	Commercial	92	8.53	8,360,169.00
4b	Industrial	7	3.38	3,314,900.00
4c	Apartments			
Total		2054		98,007,338.00

Land Area 30.90 Sq. Miles

Net Valuation Taxable-Municipal	98,951,428
Net Valuation Taxable-County	120,596,103
State Equalized Valuation	126,145,084
State Equalization Ratio	78.28

1980 PROPERTY TAX		
STATE EQUALIZED TAX RATE	.28	
Local District School Taxes		348,964.00
Regional & Consolidated School Tax		1,169.95
School Taxes in Municipal Budget		
County Taxes	.49	* 617,850.76
County Library Taxes	.03	35,522.85
Local Municipal Purpose Taxes	.04	50,000.00
Veteran & Senior Citizen Taxes		28,060.00
Total Taxes for Rate Computation	.84	1,081,567.56
Special District Taxes		
Bank Corp. Taxes		4,594.31
Added and Omitted Taxes		29,598.87
Total Taxes Levied - ABSTRACT		1,087,700.74
Total Taxes Billed		1,087,730.35
1980 TAXES COLLECTED		984,828.25
1980 Taxes Cancelled, Abated or Adjusted		876.87
Transfer to Tax Title Liens or Foreclosed		
Balance Outstanding Dec. 31, 1980		102,025.23
PRIOR YEARS TAXES OUTSTANDING		
Balance January 1, 1980		75,648.50
Collected in 1980		59,407.09
Cancelled, Abated or Adjusted 1980		95.00
Transfers to Tax Title Liens or Foreclosed		
Balance December 31, 1980		16,146.41
TAX TITLE LIENS OUTSTANDING		
Balance January 1, 1980		1,393.14
Transfer From Taxes		
Redeemed in 1980		1,393.14
Cancelled, Abated or Adjusted (1980)		
Transfers to Foreclosed Property		
Balance December 31, 1980		
PROPERTY ACQUIRED BY DEED OR FORECLOSURE		
Balance January 1, 1980		
Transfers From Taxes or Liens		
Sale for Cash (1980)		
Cancelled, Abated or Adjusted (1980)		
Balance December 31, 1980		

CURRENT FINANCES DECEMBER 31, 1980	
ASSETS	
Cash Dec. 31, 1980	7,215,076.53
Taxes Receivable	118,171.64
Tax Title Liens	
Foreclosed Property	
Emergencies & Other Deferred Charges	266.16
State and Federal Aid Receivable	
Other Receivables	7,369.86
Total	7,340,884.19
LIABILITIES, RESERVES, AND SURPLUS	
Cash Liabilities	2,466,703.36
Reserves for Receivables	125,541.50
Surplus Dec. 31, 1980	4,748,639.33
Total	7,340,884.19

1980/3000

*Includes County Health Service Taxes or County Vocational School Taxes. See Table 13, pgs. 675, 676.

0702

Papulation 1970 52,105
Papulation 1980 47,752
S & P Rating
Maady Rating AA

General Tax Rate Per $100. 6.60
State Equalized Tax Rate 3.63

BLOOMFIELD TOWN – ESSEX CO.

Form of Government:
Special Charter (P.L. 1955 c.201)
Number of Members on Governing Body 7

PER CAPITA:		PER CENT:	
Gross Debt	222.74	Gross Debt	1.48
Net Debt	111.03	Net Debt	.74
Debt Service	21.33	Tax Levy Collected	97.02
Total Tax Levy	614.44	Tax Levy Cancelled, Abated or Adjusted	.68
Municipal Expenditures	329.15		

EXPENDITURES	
GENERAL GOVERNMENT	
Governing Body & Public Boards	
Municipal Clerk	53,310.00
Financial Administration	194,681.00
Assessment of Taxes	76,790.00
Collection of Taxes	
Planning, Housing & Development	129,105.00
Human Resources	150,279.76
Elections	
General Administration (other)	584,095.91
JUDICIARY	
Municipal Courts	92,535.00
PUBLIC SAFETY	
Fire Protection	2,345,895.00
Police Protection	2,887,832.00
Civil Defense & Disaster Control	35,904.00
Environmental Inspection & Control	81,180.00
Other Public Safety	
PUBLIC WORKS	
Streets and Drainage	709,642.94
Sewers and Sewage Processing	645,130.00
Garbage and Trash Disposal	666,942.00
Public Buildings and Grounds	32,030.00
Other Public Works	549,864.00
HEALTH and WELFARE	
Health Services Except Environmental	387,099.71
Welfare-Public Assistance	32,520.00
Hospitals, Clinics, First Aid	
Animal, Insect, & Radent Control	11,156.00
Other Welfare Services	
RECREATION and CONSERVATION	
Beaches and Boardwalks	
Parks, Playgrounds, Shade Trees	151,280.00
Land Reclamation & Conservation	2,000.00
Other Recreational Services	282,676.88
EDUCATION (excluding schools)	
Libraries	492,490.00
Other Educational Services	5,200.00
STATUTORY EXPENDITURES	
Pensions & F. I. C. A.	1,348,832.00
Employee Fringe Benefits	383,250.00
Other Statutory Expenditures	25,000.00
CETA And Other Public Employment Programs	1,026,921.91
MUNICIPAL FUNCTIONS TOTAL	13,383,643.11
CAPITAL IMPROVEMENTS *MEMO*	20,000.00
DEBT SERVICE	
Principal Payments	732,200.00
Interest Payments	287,388.62
TYPE I SCHL DEBT *MEMO	360,173.75
DEFERRED CHARGES	22,728.79
SCHOOL, COUNTY, SPECIAL DISTRICT TAXES	21,598,344.78
RESERVE FOR UNCOLLECTED TAXES	1,305,000.00
EXPENDITURES TOTAL	37,329,305.30

REVENUES-REALIZED	
1980 Property Taxes Collected	28,463,738.55
1980 Payments in Lieu of Taxes	34,035.28
Delinquent Tax & Lien Collections	362,278.80
Business Personalty Replacement Taxes	1,039,063.12
Taxes from Public Utilities	1,629,729.00
Other Miscellaneous Tax Revenues	19,257.94
State Aid Revenues	1,088,233.26
Federal Aid Revenues	1,088,266.25
State and Local Fiscal Assistance Act Utilized	336,580.00
Sale of Acquired Property	41,990.00
Other Miscellaneous Revenues	1,477,622.64
Total	35,580,794.84
Prior Years Surplus Appropriated	900,000.00
REVENUES TOTAL	36,480,794.84
Reserve For Uncollected Taxes	1,305,000.00
CAPITAL OUTLAY TOTAL	497,022.75
Public Enterprises	396,722.35
Recreation—Culture	33,756.40
Public Works	4,650.90
Buildings and Grounds	61,893.10
Library and Education	
Conservation	
All Other	

CAPITAL DEBT AUTHORIZED, DECEMBER 31, 1980

ISSUED AND UNISSUED	GROSS DEBT	NET DEBT
School	4,910,000	
Self-liquidating	428,800	
Other	5,306,408	5,306,408
Total	10,645,208	5,306,408
ISSUED AND OUTSTANDING		
School		956,000.00
Self-Liquidating		428,800.00
Other		5,071,000.00
Total		6,455,800.00
EQUALIZED VALUATION BASIS FOR NET DEBT COMPUTATION		719,861,985

REAL PROPERTY VALUATIONS

Code	Class	# of Parcels	% VAL'N	ASSESSED VALUATION
1	Vacant Land	279	.51	2,245,800.00
2	Residential	10334	65.58	287,362,100.00
3	Farm			
4a	Commercial	738	17.74	77,718,500.00
4b	Industrial	86	7.42	32,492,900.00
4c	Apartments	110	8.76	38,375,900.00
Total		11547		438,195,200.00

Land Area 5.40 Sq. Miles

Net Valuation Taxable-Municipal	443,581,600
Net Valuation Taxable-County	733,919,794
State Equalized Valuation	801,495,933
State Equalization Ratio	55.06

1980 PROPERTY TAX		
STATE EQUALIZED TAX RATE →	1.50	
Local District School Taxes		12,052,523.50
Regional & Consolidated School Tax		
School Taxes in Municipal Budget	.04	289,080.75
County Taxes	1.15	9,256,740.53
County Library Taxes		
Local Municipal Purpose Taxes	.95	7,669,319.25
Veteran & Senior Citizen Taxes		376,530.00
Total Taxes for Rate Computation	3.64	29,644,194.03
Special District Taxes		
Bank Corp. Taxes		35,862.58
Added and Omitted Taxes		61,947.60
Total Taxes Levied - ABSTRACT		29,365,474.21
Total Taxes Billed		29,338,333.20
1980 TAXES COLLECTED		28,463,738.55
1980 Taxes Cancelled, Abated or Adjusted		200,475.00
Transfer to Tax Title Liens or Foreclosed		
Balance Outstanding Dec. 31, 1980		674,119.65
PRIOR YEARS TAXES OUTSTANDING		
Balance January 1, 1980		473,935.42
Collected in 1980		349,099.36
Cancelled, Abated or Adjusted 1980		252.40
Transfers to Tax Title Liens or Foreclosed		
Balance December 31, 1980		124,583.66
TAX TITLE LIENS OUTSTANDING		
Balance January 1, 1980		31,323.62
Transfer From Taxes		
Redeemed in 1980		13,179.44
Cancelled, Abated or Adjusted (1980)		
Transfers to Foreclosed Property		
Balance December 31, 1980		18,144.18
PROPERTY ACQUIRED BY DEED OR FORECLOSURE		
Balance January 1, 1980		339,690.00
Transfers From Taxes or Liens		
Sale for Cash (1980)		41,990.00
Cancelled, Abated or Adjusted (1980)		
Balance December 31, 1980		297,700.00

CURRENT FINANCES DECEMBER 31, 1980 ASSETS	
Cash Dec. 31, 1980	2,158,026.00
Taxes Receivable	798,703.31
Tax Title Liens	18,144.18
Foreclosed Property	297,700.00
Emergencies & Other Deferred Charges	
State and Federal Aid Receivable	
Other Receivables	136,234.38
Total	3,408,807.87
LIABILITIES, RESERVES, AND SURPLUS	
Cash Liabilities	1,212,371.51
Reserves for Receivables	1,153,836.63
Surplus Dec. 31, 1980	1,042,599.73
Total	3,408,807.87

1980 3000

* ABOVE DEBT SERVICE INCLUDES TYPE I SCHOOL DEBT

1601

Population 1970 7,825
Population 1980 7,867
S & P Rating
Moody Rating

General Tax Rate Per $100. 3.65
State Equalized Tax Rate 2.64

BLOOMINGDALE BOROUGH — PASSAIC CO.

Form of Government:
Borough Council
Number of Members on Governing Body 6

PER CAPITA:		PER CENT:	
Gross Debt	364.62	Gross Debt	2.24
Net Debt	215.90	Net Debt	1.33
Debt Service	16.64	Tax Levy Collected	96.16
Total Tax Levy	489.47	Tax Levy Cancelled, Abated or Adjusted	.46
Municipal Expenditures	239.84		

EXPENDITURES

GENERAL GOVERNMENT	
Governing Body & Public Boards	3,450.00
Municipal Clerk	
Financial Administration	6,500.00
Assessment of Taxes	10,311.78
Collection of Taxes	33,966.66
Planning, Housing & Development	9,990.00
Human Resources	4,212.00
Elections	1,400.00
General Administration (other)	241,478.58
JUDICIARY	
Municipal Courts	11,812.00
PUBLIC SAFETY	
Fire Protection	35,102.00
Police Protection	319,847.00
Civil Defense & Disaster Control	250.00
Environmental Inspection & Control	9,481.00
Other Public Safety	
PUBLIC WORKS	
Streets and Drainage	192,719.33
Sewers and Sewage Processing	72,842.21
Garbage and Trash Disposal	103,728.00
Public Buildings and Grounds	44,975.00
Other Public Works	49,500.00
HEALTH and WELFARE	
Health Services Except Environmental	36,368.00
Welfare-Public Assistance	8,539.00
Hospitals, Clinics, First Aid	500.00
Animal, Insect, & Rodent Control	10,200.00
Other Welfare Services	
RECREATION and CONSERVATION	
Beaches and Boardwalks	
Parks, Playgrounds, Shade Trees	
Land Reclamation & Conservation	738.00
Other Recreational Services	27,118.44
EDUCATION (excluding schools)	
Libraries	43,400.00
Other Educational Services	
STATUTORY EXPENDITURES	
Pensions & F. I. C. A.	98,571.00
Employee Fringe Benefits	32,200.00
Other Statutory Expenditures	3,000.00
CETA And Other Public Employment Programs	75,838.30
MUNICIPAL FUNCTIONS TOTAL	1,488,128.30
CAPITAL IMPROVEMENTS *MEMO*	2,100.00
DEBT SERVICE	
Principal Payments	75,000.00
Interest Payments	55,911.04
DEFERRED CHARGES	7,559.17
SCHOOL, COUNTY, SPECIAL DISTRICT TAXES	2,866,108.66
RESERVE FOR UNCOLLECTED TAXES	260,201.77
EXPENDITURES TOTAL	4,752,908.94

REVENUES-REALIZED

1980 Property Taxes Collected		3,703,970.26
1980 Payments in Lieu of Taxes		
Delinquent Tax & Lien Collections		97,270.13
Business Personalty Replacement Taxes		66,231.64
Taxes from Public Utilities		194,284.00
Other Miscellaneous Tax Revenues		
State Aid Revenues		101,625.51
Federal Aid Revenues		81,411.44
State and Local Fiscal Assistance Act Utilized		88,871.00
Sale of Acquired Property		
Other Miscellaneous Revenues		92,060.60
	Total	4,425,724.58
Prior Years Surplus Appropriated		190,000.00
REVENUES	TOTAL	4,615,724.58
Reserve For Uncollected Taxes		260,201.77
CAPITAL OUTLAY	TOTAL	204,391.62
Public Enterprises		
Recreation—Culture		
Public Works		40,410.05
Buildings and Grounds		38,551.17
Library and Education		
Conservation		125,430.40
All Other		

CAPITAL DEBT AUTHORIZED, DECEMBER 31, 1980

ISSUED AND UNISSUED	GROSS DEBT	NET DEBT
School	1,170,000	
Self-liquidating		
Other	1,698,500	1,698,500
Total	2,868,500	1,698,500
ISSUED AND OUTSTANDING		
School		1,170,000.00
Self-Liquidating		
Other		1,086,000.00
Total		2,256,000.00
EQUALIZED VALUATION BASIS FOR NET DEBT COMPUTATION		128,007,533

REAL PROPERTY VALUATIONS

Code	Class	# of Parcels	% VAL'N	ASSESSED VALUATION
1	Vacant Land	236	5.14	5,378,400.00
2	Residential	2165	80.14	83,867,400.00
3	Farm	5	.18	191,100.00
4a	Commercial	104	8.37	8,762,000.00
4b	Industrial	5	.58	610,300.00
4c	Apartments	7	5.58	5,839,900.00
Total		2522		104,649,100.00

Land Area 8.74 Sq. Miles

Net Valuation Taxable-Municipal	105,342,300
Net Valuation Taxable-County	130,852,316
State Equalized Valuation	144,858,174
State Equalization Ratio	72.57

1980 PROPERTY TAX

STATE EQUALIZED TAX RATE →	1.40	
Local District School Taxes		2,025,300.00
Regional & Consolidated School Tax		
School Taxes in Municipal Budget		
County Taxes	.58	840,808.66
County Library Taxes		
Local Municipal Purpose Taxes	.67	969,841.09
Veteran & Senior Citizen Taxes		59,280.00
Total Taxes for Rate Computation	2.65	3,895,229.75
Special District Taxes		
Bank Corp. Taxes		7,751.87
Added and Omitted Taxes		6,994.30
Total Taxes Levied - ABSTRACT		3,850,695.92
Total Taxes Billed		3,851,988.24
1980 TAXES COLLECTED		3,703,970.26
1980 Taxes Cancelled, Abated or Adjusted		17,724.40
Transfer to Tax Title Liens or Foreclosed		18,669.95
Balance Outstanding Dec. 31, 1980		111,623.63

PRIOR YEARS TAXES OUTSTANDING

Balance January 1, 1980	85,629.11
Collected in 1980	82,094.88
Cancelled, Abated or Adjusted 1980	
Transfers to Tax Title Liens or Foreclosed	3,412.91
Balance December 31, 1980	121.32

TAX TITLE LIENS OUTSTANDING

Balance January 1, 1980	96,771.05
Transfer From Taxes	22,739.27
Redeemed in 1980	15,175.25
Cancelled, Abated or Adjusted (1980)	
Transfers to Foreclosed Property	19,150.24
Balance December 31, 1980	85,194.83

PROPERTY ACQUIRED BY DEED OR FORECLOSURE

Balance January 1, 1980	163,849.76
Transfers From Taxes or Liens	19,150.24
Sale for Cash (1980)	
Cancelled, Abated or Adjusted (1980)	
Balance December 31, 1980	183,000.00

CURRENT FINANCES DECEMBER 31, 1980

ASSETS

Cash Dec. 31, 1980	378,968.09
Taxes Receivable	111,744.95
Tax Title Liens	85,184.83
Foreclosed Property	183,000.00
Emergencies & Other Deferred Charges	973.99
State and Federal Aid Receivable	4,187.77
Other Receivables	2,768.64
Total	766,828.27

LIABILITIES, RESERVES, AND SURPLUS

Cash Liabilities	132,633.35
Reserves for Receivables	382,698.42
Surplus Dec. 31, 1980	251,496.50
Total	766,828.27

1003

Population 1970	880
Population 1980	864
S & P Rating	
Moody Rating	

General Tax Rate Per $100. 2.96

State Equalized Tax Rate 2.08

BLOOMSBURY BOROUGH – HUNTERDON CO.

Form of Government:
Borough Council
Number of Members on Governing Body 6

PER CAPITA		PER CENT:	
Gross Debt	206.90	Gross Debt	1.16
Net Debt	59.91	Net Debt	.34
Debt Service	.62	Tax Levy Collected	94.57
Total Tax Levy	441.24	Tax Levy Cancelled, Abated or Adjusted	
Municipal Expenditures	163.12		

EXPENDITURES		REVENUES-REALIZED	
GENERAL GOVERNMENT			
Governing Body & Public Boards			
Municipal Clerk		1980 Property Taxes Collected	358,747.63
Financial Administration	2,793.00	1980 Payments in Lieu of Taxes	
Assessment of Taxes	1,632.09	Delinquent Tax & Lien Collections	16,010.23
Collection of Taxes	1,891.13	Business Personalty Replacement Taxes	13,543.96
Planning, Housing & Development	924.71	Taxes from Public Utilities	16,384.00
Human Resources		Other Miscellaneous Tax Revenues	
Elections	608.87	State Aid Revenues	5,999.86
General Administration (other)	15,091.70	Federal Aid Revenues	
JUDICIARY		State and Local Fiscal Assistance Act Utilized	4,088.63
Municipal Courts	3,550.00	Sale of Acquired Property	
PUBLIC SAFETY		Other Miscellaneous Revenues	31,260.72
Fire Protection	13,927.03	Total	446,035.03
Police Protection	13,387.95	Prior Years Surplus Appropriated	43,000.00
Civil Defense & Disaster Control	150.19	REVENUES TOTAL	489,035.03
Environmental Inspection & Control		Reserve For Uncollected Taxes	24,925.46
Other Public Safety		CAPITAL OUTLAY TOTAL	56,176.24
PUBLIC WORKS			
Streets and Drainage	12,118.84	Public Enterprises	635.00
Sewers and Sewage Processing		Recreation—Culture	
Garbage and Trash Disposal	14,388.63	Public Works	55,541.24
Public Buildings and Grounds	13,669.12	Buildings and Grounds	
Other Public Works		Library and Education	
HEALTH and WELFARE		Conservation	
Health Services Except Environmental		All Other	
Welfare-Public Assistance		CAPITAL DEBT AUTHORIZED, DECEMBER 31, 1980	
Hospitals, Clinics, First Aid		ISSUED AND UNISSUED — GROSS DEBT / NET DEBT	
Animal, Insect, & Rodent Control	460.00	School 95,500	
Other Welfare Services		Self-liquidating 31,500	
RECREATION and CONSERVATION		Other 51,760 / 51,760	
Beaches and Boardwalks		Total 178,760 / 51,760	
Parks, Playgrounds, Shade Trees			
Land Reclamation & Conservation		ISSUED AND OUTSTANDING	
Other Recreational Services		School	93,000.00
EDUCATION (excluding schools)		Self-Liquidating	11,500.00
Libraries		Other	
Other Educational Services		Total	104,500.00
STATUTORY EXPENDITURES		EQUALIZED VALUATION BASIS	
Pensions & F. I. C. A.	2,800.00	FOR NET DEBT COMPUTATION	15,381,762
Employee Fringe Benefits		REAL PROPERTY VALUATIONS	
Other Statutory Expenditures	275.00	Code Class # of Parcels % VAL'N ASSESSED VALUATION	
CETA And Other Public Employment Programs		1 Vacant Land 50 2.69 331,600.00	
MUNICIPAL FUNCTIONS TOTAL	97,668.26	2 Residential 259 69.12 8,521,375.00	
CAPITAL IMPROVEMENTS *MEMO*		3 Farm 7 .90 110,350.00	
DEBT SERVICE		4a Commercial 16 17.54 2,162,000.00	
Principal Payments		4b Industrial 6 9.10 1,121,525.00	
Interest Payments	535.00	4c Apartments 1 .66 81,700.00	
		Total 339 12,328,750.00	
DEFERRED CHARGES	17,809.35	Land Area .80 Sq. Miles	
SCHOOL, COUNTY, SPECIAL DISTRICT TAXES	334,231.58	Net Valuation Taxable-Municipal	12,726,208
RESERVE FOR UNCOLLECTED TAXES	24,925.46	Net Valuation Taxable-County	17,131,345
EXPENDITURES TOTAL	475,169.65	State Equalized Valuation	17,904,241
		State Equalization Ratio	70.43

1980 PROPERTY TAX		
STATE EQUALIZED TAX RATE		
Local District School Taxes	1.44	259,641.00
Regional & Consolidated School Tax		
School Taxes in Municipal Budget		
County Taxes	.39	70,490.82
County Library Taxes	.02	4,099.75
Local Municipal Purpose Taxes	.23	42,000.00
Veteran & Senior Citizen Taxes		9,050.00
Total Taxes for Rate Computation	2.08	385,281.58
Special District Taxes		
Bonk Corp. Taxes		2,933.08
Added and Omitted Taxes		2,065.13
Total Taxes Levied - ABSTRACT		381,229.79
Total Taxes Billed		379,360.89
1980 TAXES COLLECTED		358,747.63
1980 Taxes Cancelled, Abated or Adjusted		
Transfer to Tax Title Liens or Foreclosed		
Balance Outstanding Dec. 31, 1980		20,613.26
PRIOR YEARS TAXES OUTSTANDING		
Balance January 1, 1980		16,481.12
Collected in 1980		16,010.23
Cancelled, Abated or Adjusted 1980		148.12
Transfers to Tax Title Liens or Foreclosed		
Balance December 31, 1980		322.77
TAX TITLE LIENS OUTSTANDING		
Balance January 1, 1980		
Transfer From Taxes		
Redeemed in 1980		
Cancelled, Abated or Adjusted (1980)		
Transfers to Foreclosed Property		
Balance December 31, 1980		
PROPERTY ACQUIRED BY DEED OR FORECLOSURE		
Balance January 1, 1980		1,100.00
Transfers From Taxes or Liens		
Sale for Cash (1980)		
Cancelled Abated or Adjusted (1980)		
Balance December 31, 1980		1,100.00
CURRENT FINANCES DECEMBER 31, 1980		
ASSETS		
Cash Dec. 31, 1980		195,284.35
Taxes Receivable		20,936.03
Tax Title Liens		
Foreclosed Property		1,100.00
Emergencies & Other Deferred Charges		6,394.76
State and Federal Aid Receivable		216.22
Other Receivables		35,775.67
Total		259,707.03
LIABILITIES, RESERVES, AND SURPLUS		
Cash Liabilities		146,175.78
Reserves for Receivables		57,811.70
Surplus Dec. 31, 1980		55,719.55
Total		259,707.03

0204

Population 1970 8,560
Population 1980 8,344
S & P Rating
Moody Rating

General Tax Rate Per $100. 3.26
State Equalized Tax Rate 2.59

BOGOTA BOROUGH — BERGEN COUNTY

Form of Government:
Borough Council
Number of Members on Governing Body 6

PER CAPITA:		PER CENT:	
Gross Debt	55.50	Gross Debt	.57
Net Debt	50.08	Net Debt	.30
Debt Service	5.18	Tax Levy Collected	98.42
Total Tax Levy	486.22	Tax Levy Cancelled, Abated or Adjusted	.22
Municipal Expenditures	234.36		

EXPENDITURES	
GENERAL GOVERNMENT	
Governing Body & Public Boards	
Municipal Clerk	
Financial Administration	11,119.07
Assessment of Taxes	5,300.00
Collection of Taxes	26,036.17
Planning, Housing & Development	8,540.00
Human Resources	
Elections	1,993.11
General Administration (other)	210,731.07
JUDICIARY	
Municipal Courts	23,509.00
PUBLIC SAFETY	
Fire Protection	60,760.34
Police Protection	506,670.02
Civil Defense & Disaster Control	390.97
Environmental Inspection & Control	18,984.01
Other Public Safety	
PUBLIC WORKS	
Streets and Drainage	224,313.25
Sewers and Sewage Processing	125,764.51
Garbage and Trash Disposal	134,208.44
Public Buildings and Grounds	62,674.46
Other Public Works	
HEALTH and WELFARE	
Health Services Except Environmental	9,745.00
Welfare-Public Assistance	2,600.00
Hospitals, Clinics, First Aid	
Animal, Insect, & Rodent Control	
Other Welfare Services	
RECREATION and CONSERVATION	
Beaches and Boardwalks	
Parks, Playgrounds, Shade Trees	14,521.87
Land Reclamation & Conservation	
Other Recreational Services	27,746.00
EDUCATION (excluding schools)	
Libraries	44,654.00
Other Educational Services	
STATUTORY EXPENDITURES	
Pensions & F. I. C. A.	157,277.31
Employee Fringe Benefits	43,139.23
Other Statutory Expenditures	4,500.00
CETA And Other Public Employment Programs	13,700.00
MUNICIPAL FUNCTIONS TOTAL	1,738,877.83
CAPITAL IMPROVEMENTS *MEMO*	1.00
DEBT SERVICE	
Principal Payments	20,000.00
Interest Payments	23,245.33
DEFERRED CHARGES	72,841.68
SCHOOL, COUNTY, SPECIAL DISTRICT TAXES	2,938,969.71
RESERVE FOR UNCOLLECTED TAXES	100,566.90
EXPENDITURES TOTAL	4,894,501.45

REVENUES-REALIZED	
1980 Property Taxes Collected	3,987,619.78
1980 Payments in Lieu of Taxes	
Delinquent Tax & Lien Collections	80,174.78
Business Personalty Replacement Taxes	261,019.96
Taxes from Public Utilities	250,580.00
Other Miscellaneous Tax Revenues	
State Aid Revenues	72,523.06
Federal Aid Revenues	8,880.01
State and Local Fiscal Assistance Act Utilized	75,292.61
Sale of Acquired Property	
Other Miscellaneous Revenues	109,280.77
Total	4,845,370.97
Prior Years Surplus Appropriated	
REVENUES TOTAL	4,845,370.97
Reserve For Uncollected Taxes	100,566.90
CAPITAL OUTLAY TOTAL	81,121.99
Public Enterprises	
Recreation—Culture	
Public Works	77,054.33
Buildings and Grounds	4,067.66
Library and Education	
Conservation	
All Other	

CAPITAL DEBT AUTHORIZED, DECEMBER 31, 1980

ISSUED AND UNISSUED	GROSS DEBT	NET DEBT
School	379,000	
Self-liquidating		
Other	417,875	417,875
Total	796,875	417,875
ISSUED AND OUTSTANDING		
School		379,000.00
Self-Liquidating		
Other		398,875.00
Total		777,875.00
EQUALIZED VALUATION BASIS FOR NET DEBT COMPUTATION		139,630,122

REAL PROPERTY VALUATIONS

Code	Class	# of Parcels	% VAL'N	ASSESSED VALUATION
1	Vacant Land	43	.63	773,800.00
2	Residential	2018	80.10	98,900,020.00
3	Farm			
4a	Commercial	65	6.19	7,644,200.00
4b	Industrial	24	6.04	7,452,500.00
4c	Apartments	25	7.05	8,706,800.00
Total		2175		123,477,320.00

Land Area	.70 Sq. Miles
Net Valuation Taxable-Municipal	124,215,636
Net Valuation Taxable-County	147,132,646
State Equalized Valuation	155,593,903
State Equalization Ratio	79.74

1980 PROPERTY TAX		
STATE EQUALIZED TAX RATE		
Local District School Taxes	1.54	2,403,358.00
Regional & Consolidated School Tax		
School Taxes in Municipal Budget		
County Taxes	.34	535,611.71
County Library Taxes		
Local Municipal Purpose Taxes	.71	1,099,556.62
Veteran & Senior Citizen Taxes		71,000.00
Totol Taxes for Rote Computotion	2.59	4,109,526.33
Special District Taxes		
Bank Corp. Taxes		16,329.02
Added and Omitted Taxes		2,170.04
Total Taxes Levied - ABSTRACT		4,057,025.39
Total Taxes Billed		4,051,599.78
1980 TAXES COLLECTED		3,987,619.78
1980 Taxes Cancelled, Abated or Adjusted		9,013.90
Transfer to Tax Title Liens or Foreclosed		
Balance Outstanding Dec. 31, 1980		54,966.10
PRIOR YEARS TAXES OUTSTANDING		
Balance January 1, 1980		80,174.78
Collected in 1980		80,174.78
Cancelled, Abated or Adjusted 1980		
Transfers to Tax Title Liens or Foreclosed		
Balance December 31, 1980		
TAX TITLE LIENS OUTSTANDING		
Balance January 1, 1980		
Transfer From Taxes		
Redeemed in 1980		
Cancelled, Abated or Adjusted (1980)		
Transfers to Foreclosed Property		
Balance December 31, 1980		
PROPERTY ACQUIRED BY DEED OR FORECLOSURE		
Balance January 1 1980		136,680.00
Transfers From Taxes or Liens		
Sale for Cash (1980)		
Cancelled, Abated or Adjusted (1980)		
Balance December 31, 1980		136,680.00
CURRENT FINANCES DECEMBER 31, 1980		
ASSETS		
Cash Dec. 31, 1980		298,364.23
Taxes Receivable		54,966.10
Tax Title Liens		
Foreclosed Property		136,680.00
Emergencies & Other Deferred Charges		86,327.70
State and Federal Aid Receivable		
Other Receivables		2,601.51
Total		578,939.54
LIABILITIES, RESERVES, AND SURPLUS		
Cash Liabilities		110,185.77
Reserves for Receivables		194,247.61
Surplus Dec. 31, 1980		274,506.16
Total		578,939.54

1980/3000

1401

Population 1970	9,265
Population 1980	8,620
S & P Rating	A+
Moody Rating	A

General Tax Rate Per $100. 5.58

State Equalized Tax Rate 2.45

BOONTON TOWN – MORRIS COUNTY

Form of Government:
Town Council
Number of Members on Governing Body 9

PER CAPITA:		PER CENT:	
Gross Debt	308.89	Gross Debt	1.73
Net Debt	216.43	Net Debt	1.21
Debt Service	12.34	Tax Levy Collected	95.45
Total Tax Levy	539.58	Tax Levy Cancelled, Abated or Adjusted	.08
Municipal Expenditures	257.87		

EXPENDITURES		REVENUES-REALIZED	
GENERAL GOVERNMENT			
Governing Body & Public Boards			
Municipal Clerk		1980 Property Taxes Collected	4,430,900.28
Financial Administration	8,514.00	1980 Payments in Lieu of Taxes	3,469.64
Assessment of Taxes	26,699.00	Delinquent Tax & Lien Collections	111,880.51
Collection of Taxes	21,855.00	Business Personalty Replacement Taxes	324,739.44
Planning, Housing & Development	17,800.00	Taxes from Public Utilities	283,467.00
Human Resources	15,294.00	Other Miscellaneous Tax Revenues	47,400.00
Elections		State Aid Revenues	78,068.57
General Administration (other)	187,100.00	Federal Aid Revenues	2,539.51
JUDICIARY		Stote and Local Fiscol Assistance Act Utilized	83,047.00
Municipal Courts	24,702.00	Sale of Acquired Property	
PUBLIC SAFETY		Other Miscellaneous Revenues	195,263.77
Fire Protection	50,766.00	Total	5,560,775.72
Police Protection	533,036.00	Prior Years Surplus Appropriated	266,000.00
Civil Defense & Disaster Control	2,600.00	REVENUES TOTAL	5,826,775.72
Environmental Inspection & Control	12,350.00	Reserve For Uncollected Taxes	228,111.86
Other Public Safety		CAPITAL OUTLAY TOTAL	128,897.37
PUBLIC WORKS			
Streets and Droinage	408,819.00	Public Enterprises	18,033.17
Sewers and Sewage Processing	45,446.00	Recreotion—Culture	
Garbage and Trash Disposal	123,488.00	Public Works	
Public Buildings and Grounds	54,819.00	Buildings ond Grounds	110,864.20
Other Public Works	4,850.00	Library and Education	
HEALTH and WELFARE		Conservation	
Health Services Except Environmental	77,812.00	All Other	
Welfare-Public Assistance	12,400.00		
Hospitals, Clinics, First Aid	1,000.00		
Animal, Insect, & Rodent Control	5,035.00		
Other Welfare Services	7,155.00		
RECREATION and CONSERVATION			
Beaches ond Boardwalks			
Parks, Ploygrounds, Shade Trees	5,800.00		
Lond Reclamation & Conservation			
Other Recreational Services	34,650.00		
EDUCATION (excluding schools)			
Libraries	14,000.00		
Other Educational Services			
STATUTORY EXPENDITURES			
Pensions & F. I. C. A.	127,439.40		
Employee Fringe Benefits	41,400.00		
Other Stotutory Expenditures	7,000.00		
CETA And Other Public Employment Programs	12,000.00		
MUNICIPAL FUNCTIONS TOTAL	1,883,829.40		
CAPITAL IMPROVEMENTS *MEMO*			
DEBT SERVICE			
Principal Payments	66,060.00		
Interest Payments	40,342.48		
DEFERRED CHARGES	4,500.00		
SCHOOL, COUNTY, SPECIAL DISTRICT TAXES	3,707,530.99		
RESERVE FOR UNCOLLECTED TAXES	228,111.86		
EXPENDITURES TOTAL	5,930,374.73		

CAPITAL DEBT AUTHORIZED, DECEMBER 31, 1980

ISSUED AND UNISSUED	GROSS DEBT	NET DEBT
School	797,000	
Self-liquidating	1,209,500	1,209,500
Other	656,125	656,125
Total	2,662,625	1,865,625

ISSUED AND OUTSTANDING	
School	797,000.00
Self-Liquidoting	1,209,000.00
Other	650,290.00
Total	2,656,290.00
EQUALIZED VALUATION BASIS FOR NET DEBT COMPUTATION	154,063,325

REAL PROPERTY VALUATIONS

Code	Class	# of Parcels	% VAL'N	ASSESSED VALUATION
1	Vocant Land	116	2.60	2,068,900.00
2	Residential	2042	65.34	52,042,950.00
3	Farm	2	.04	31,800.00
4a	Commercial	173	13.01	10,362,100.00
4b	Industrial	30	17.03	13,565,000.00
4c	Aportments	11	1.98	1,580,000.00
Total		2374		79,650,750.00

Land Area 2.42 Sq. Miles

Net Valuation Taxable-Municipol	82,885,854
Net Valuation Taxoble-County	200,159,824
State Equalized Valuation	184,164,112
State Equolization Ratio	44.04

1980 PROPERTY TAX		
STATE EQUALIZED TAX RATE		
Locol District School Taxes	1.57	2,953,433.27
Regionol & Consolidoted School Tax		
School Taxes in Municipal Budget		
County Taxes	.38	724,563.69
County Library Taxes	.02	29,534.03
Locol Municipol Purpose Taxes	.49	913,143.98
Veteran & Senior Citizen Taxes		71,690.00
Total Taxes for Rate Computation	2.46	4,692,364.97
Special District Taxes		
Bank Corp. Taxes		13,581.51
Added and Omitted Taxes		16,888.31
Total Taxes Levied - ABSTRACT		4,651,144.79
Totol Taxes Billed		4,642,276.08
1980 TAXES COLLECTED		4,430,900.28
1980 Taxes Concelled, Abated or Adjusted		3,515.40
Transfer to Tax Title Liens or Foreclosed		1,194.12
Bolance Outstonding Dec. 31, 1980		206,666.28

PRIOR YEARS TAXES OUTSTANDING	
Bolance Jonuary 1, 1980	111,880.51
Collected in 1980	111,880.51
Concelled, Aboted or Adjusted 1980	
Transfers to Tax Title Liens or Foreclosed	
Bolance December 31, 1980	

TAX TITLE LIENS OUTSTANDING	
Bolance Jonuary 1, 1980	10,291.33
Transfer From Taxes	1,194.12
Redeemed in 1980	
Cancelled, Abated or Adjusted (1980)	
Transfers to Foreclosed Property	
Balance December 31, 1980	11,485.45

PROPERTY ACQUIRED BY DEED OR FORECLOSURE	
Balance Jonuary 1, 1980	600.00
Transfers From Taxes or Liens	
Sole for Cosh (1980)	
Concelled, Abated or Adjusted (1980)	
Bolonce December 31, 1980	600.00

CURRENT FINANCES DECEMBER 31, 1980	
ASSETS	
Cosh Dec. 31, 1980	730,440.08
Taxes Receivable	206,666.28
Tax Title Liens	11,485.45
Foreclosed Property	600.00
Emergencies & Other Deferred Charges	
State ond Federal Aid Receivable	47,400.00
Other Receivables	22,853.92
Totol	1,019,445.73
LIABILITIES, RESERVES, AND SURPLUS	
Cash Liabilities	289,748.50
Reserves for Receivables	241,605.65
Surplus Dec. 31, 1980	488,091.58
Total	1,019,445.73

1402

Population 1970 3,080
Population 1980 3,273
S & P Rating
Moody Rating

General Tax Rate Per $100. 5.04
State Equolized Tax Rate 1.64

BOONTON TOWNSHIP – MORRIS CO.

Form of Government:
Township Committee
Number of Members on Governing Body 5

PER CAPITA:		PER CENT:	
Gross Debt	160.16	Gross Debt	.48
Net Debt	68.50	Net Debt	.21
Debt Service	14.79	Tax Levy Collected	96.27
Totol Tax Levy	648.57	Tox Levy Cancelled, Abated or Adjusted	.01
Municipal Expenditures	201.56		

EXPENDITURES	
GENERAL GOVERNMENT	
Governing Body & Public Boards	
Municipal Clerk	
Financiol Administration	8,267.00
Assessment of Toxes	6,625.00
Collection of Taxes	7,090.00
Planning, Housing & Development	21,400.00
Humon Resources	765.00
Elections	1,750.00
General Administrotion (other)	92,185.00
JUDICIARY	
Municipal Courts	9,200.00
PUBLIC SAFETY	
Fire Protection	11,700.00
Police Protection	141,289.00
Civil Defense & Disaster Control	1,000.00
Environmental Inspection & Control	8,450.00
Other Public Safety	
PUBLIC WORKS	
Streets ond Drainage	91,298.00
Sewers ond Sewage Processing	
Garboge and Trash Disposol	
Public Buildings and Grounds	27,300.00
Other Public Works	
HEALTH and WELFARE	
Heolth Services Except Environmental	12,620.00
Welfare-Public Assistance	4,350.00
Hospitals, Clinics, First Aid	
Animol, Insect, & Rodent Control	
Other Welfare Services	
RECREATION and CONSERVATION	
Beaches ond Boordwolks	
Parks, Playgrounds, Shade Trees	1,500.00
Lond Reclamation & Conservotion	1,500.00
Other Recreational Services	6,200.00
EDUCATION (excluding schools)	
Librories	
Other Educational Services	
STATUTORY EXPENDITURES	
Pensions & F. I. C. A.	24,652.00
Employee Fringe Benefits	9,000.00
Other Stotutory Expenditures	1,400.00
CETA And Other Public Employment Programs	
MUNICIPAL FUNCTIONS TOTAL	489,631.00
CAPITAL IMPROVEMENTS *MEMO*	10,000.00
DEBT SERVICE	
Principal Payments	33,800.00
Interest Payments	14,605.00
DEFERRED CHARGES	6,243.34
SCHOOL, COUNTY, SPECIAL DISTRICT TAXES	1,809,283.92
RESERVE FOR UNCOLLECTED TAXES	115,419.07
EXPENDITURES TOTAL	2,468,982.33

REVENUES-REALIZED	
1980 Property Taxes Collected	2,039,769.90
1980 Payments in Lieu of Taxes	
Delinquent Tax & Lien Collections	53,253.17
Business Personalty Replacement Taxes	45,277.40
Taxes from Public Utilities	96,092.00
Other Miscelloneous Tax Revenues	
State Aid Revenues	21,875.89
Federol Aid Revenues	
State and Local Fiscal Assistance Act Utilized	18,832.00
Sale of Acquired Property	
Other Miscelloneous Revenues	71,096.49
Total	2,346,196.85
Prior Yeors Surplus Appropriated	117,000.00
REVENUES TOTAL	2,463,196.85
Reserve For Uncollected Taxes	115,419.07
CAPITAL OUTLAY TOTAL	355.25
Public Enterprises	
Recreation—Culture	
Public Works	355.25
Buildings ond Grounds	
Librory and Educotion	
Conservotion	
All Other	

CAPITAL DEBT AUTHORIZED, DECEMBER 31, 1980

ISSUED AND UNISSUED	GROSS DEBT	NET DEBT
School	300,000	
Self-liquidating		
Other	224,200	224,200
Total	524,200	224,200

ISSUED AND OUTSTANDING	
School	300,000.00
Self-Liquidating	
Other	224,200.00
Total	524,200.00
EQUALIZED VALUATION BASIS FOR NET DEBT COMPUTATION	108,967,180

REAL PROPERTY VALUATIONS

Code	Class	# of Porcels	% VAL'N	ASSESSED VALUATION
1	Vacont Lond	213	5.06	2,094,700.00
2	Residential	1077	81.83	33,906,500.00
3	Form	30	1.36	566,000.00
4a	Commerciol	8	2.81	1,163,300.00
4b	Industriol	6	8.96	3,671,000.00
4c	Apartments	1	.08	33,000.00
Totol		1335		41,434,500.00

Land Areo 8.20 Sq. Miles

Net Voluation Toxoble-Municipol	41,747,112
Net Voluotion Taxable-County	123,475,878
Stote Equolized Voluotion	127,491,328
Stote Equalizotion Rotio	32.58

1980 PROPERTY TAX		
STATE EQUALIZED TAX RATE		
Local District School Taxes	1.05	1,343,839.10
Regionol & Consolidated School Tax		
School Toxes in Municipal Budget		
County Taxes	.35	447,215.67
County Library Toxes	.01	18,229.15
Local Municipal Purpose Toxes	.23	293,381.73
Veteran & Senior Citizen Taxes		25,440.00
Total Taxes for Rate Computation	1.64	2,128,105.65
Special District Taxes		
Bank Corp. Taxes		5,261.26
Added and Omitted Taxes		14,837.02
Total Taxes Levied - ABSTRACT		2,122,763.93
Totol Toxes Billed		2,118,891.46
1980 TAXES COLLECTED		2,039,769.90
1980 Taxes Cancelled, Abated or Adjusted		161.28
Transfer to Tox Title Liens or Foreclosed		5,261.76
Balance Outstanding Dec. 31, 1980		73,698.52

PRIOR YEARS TAXES OUTSTANDING	
Balance Jonuory 1, 1980	59,682.46
Collected in 1980	52,625.34
Cancelled, Abated or Adjusted 1980	
Transfers to Tax Title Liens or Foreclosed	1,600.80
Balance December 31, 1980	5,456.32
TAX TITLE LIENS OUTSTANDING	
Balance January 1, 1980	44,591.01
Transfer From Taxes	7,153.43
Redeemed in 1980	627.83
Cancelled, Abated or Adjusted (1980)	
Transfers to Foreclosed Property	
Balance December 31, 1980	51,116.61
PROPERTY ACQUIRED BY DEED OR FORECLOSURE	
Balance January 1, 1980	30.00
Transfers From Taxes or Liens	
Sale for Cash (1980)	
Cancelled, Abated or Adjusted (1980)	
Balance December 31, 1980	30.00

CURRENT FINANCES DECEMBER 31, 1980 ASSETS	
Cash Dec. 31, 1980	318,142.08
Taxes Receivable	79,154.84
Tox Title Liens	51,116.61
Foreclosed Property	30.00
Emergencies & Other Deferred Chorges	124.95
Stote ond Federol Aid Receivable	757.66
Other Receivables	559.00
Totol	449,885.14
LIABILITIES, RESERVES, AND SURPLUS	
Cash Liabilities	63,784.07
Reserves for Receivobles	130,860.45
Surplus Dec. 31, 1980	255,240.62
Total	449,885.14

1980 3000

0303

Population 1970 4,490
Population 1980 4,441
S & P Rating
Moody Rating

General Tax Rate Per $100. 3.01
State Equalized Tax Rate 2.77

BORDENTOWN CITY — BURLINGTON CO.

Form of Government:
Commission (1911)

Number of Members on Governing Body 3

PER CAPITA		PER CENT	
Gross Debt	690.67	Gross Debt	5.54
Net Debt	570.07	Net Debt	4.57
Debt Service	3.86	Tax Levy Collected	93.48
Total Tax Levy	383.08	Tax Levy Cancelled, Abated or Adjusted	
Municipal Expenditures	230.07		

EXPENDITURES		REVENUES-REALIZED	
GENERAL GOVERNMENT			
Governing Body & Public Boards			
Municipal Clerk		1980 Property Taxes Collected	1,587,805.53
Financial Administration		1980 Payments in Lieu of Taxes	
Assessment of Taxes	3,017.84	Delinquent Tax & Lien Collections	74,513.84
Collection of Taxes	19,139.99	Business Personalty Replacement Taxes	77,708.52
Planning, Housing & Development	4,000.00	Taxes from Public Utilities	183,581.00
Human Resources		Other Miscellaneous Tax Revenues	
Elections	1,423.97	State Aid Revenues	39,949.86
General Administration (other)	169,121.12	Federal Aid Revenues	19,357.64
JUDICIARY		State and Local Fiscal Assistance Act Utilized	44,837.00
Municipal Courts	14,854.65	Sale of Acquired Property	9,037.35
PUBLIC SAFETY		Other Miscellaneous Revenues	204,634.34
Fire Protection	19,844.47	Total	2,241,425.08
Police Protection	231,455.64	Prior Years Surplus Appropriated	75,100.00
Civil Defense & Disaster Control	47.30	REVENUES TOTAL	2,316,525.08
Environmental Inspection & Control	12,381.91	Reserve For Uncollected Taxes	141,051.86
Other Public Safety		CAPITAL OUTLAY TOTAL	176,186.59
PUBLIC WORKS			
Streets and Drainage	65,869.25	Public Enterprises	176,059.09
Sewers and Sewage Processing		Recreation—Culture	
Garbage and Trash Disposal	69,654.04	Public Works	
Public Buildings and Grounds	126,248.06	Buildings and Grounds	127.50
Other Public Works		Library and Education	
HEALTH and WELFARE		Conservation	
Health Services Except Environmental		All Other	
Welfare-Public Assistance	3,500.00	CAPITAL DEBT AUTHORIZED, DECEMBER 31, 1980	
Hospitals, Clinics, First Aid		ISSUED AND UNISSUED — GROSS DEBT / NET DEBT	
Animal, Insect, & Rodent Control		School	237,589
Other Welfare Services		Self-liquidating	2,597,280 / 2,299,280
RECREATION and CONSERVATION		Other	232,400 / 232,400
Beaches and Boardwalks		Total	3,067,269 / 2,531,680
Parks, Playgrounds, Shade Trees	9,028.40		
Land Reclamation & Conservation		ISSUED AND OUTSTANDING	
Other Recreational Services		School	237,589.67
EDUCATION (excluding schools)		Self-Liquidating	2,372,280.00
Libraries	5,000.00	Other	219,000.00
Other Educational Services		Total	2,828,869.67
STATUTORY EXPENDITURES		EQUALIZED VALUATION BASIS	
Pensions & F. I. C. A.	61,048.48	FOR NET DEBT COMPUTATION	55,340,802
Employee Fringe Benefits		REAL PROPERTY VALUATIONS	
Other Statutory Expenditures	2,100.00		
CETA And Other Public Employment Programs	35,000.00		
MUNICIPAL FUNCTIONS TOTAL	852,735.12		
CAPITAL IMPROVEMENTS *MEMO*			
DEBT SERVICE			
Principal Payments	5,000.00		
Interest Payments	12,164.44		
DEFERRED CHARGES	10,800.12		
SCHOOL, COUNTY, SPECIAL DISTRICT TAXES	1,382,542.94		
RESERVE FOR UNCOLLECTED TAXES	141,051.86		
EXPENDITURES TOTAL	2,404,294.48		

Code	Class	# of Parcels	% VAL'N	ASSESSED VALUATION
1	Vacant Land	77	2.77	1,544,550.00
2	Residential	1100	61.17	34,054,700.00
3	Farm	2	.04	22,700.00
4a	Commercial	123	17.15	9,549,550.00
4b	Industrial	9	8.78	4,887,850.00
4c	Apartments	15	10.08	5,610,650.00
Total		1326		55,670,000.00

Land Area .94 Sq. Miles

Net Valuation Taxable-Municipal	56,181,598
Net Valuation Taxable-County	57,345,325
State Equalized Valuation	60,953,978
State Equalization Ratio	92.11

1980 PROPERTY TAX		
STATE EQUALIZED TAX RATE		
Local District School Taxes	1.03	629,234.00
Regional & Consolidated School Tax	.64	392,891.45
School Taxes in Municipal Budget		
County Taxes	.56	341,304.24
County Library Taxes	.03	19,113.25
Local Municipal Purpose Taxes	.50	303,000.00
Veteran & Senior Citizen Taxes		39,280.00
Total Taxes for Rate Computation	2.76	1,724,822.94
Special District Taxes		
Bank Corp. Taxes		6,364.74
Added and Omitted Taxes		9,336.59
Total Taxes Levied - ABSTRACT		1,701,244.27
Total Taxes Billed		1,698,504.30
1980 TAXES COLLECTED		1,587,805.53
1980 Taxes Cancelled, Abated or Adjusted		
Transfer to Tax Title Liens or Foreclosed		
Balance Outstanding Dec. 31, 1980		110,698.77
PRIOR YEARS TAXES OUTSTANDING		
Balance January 1, 1980		72,156.20
Collected in 1980		71,295.92
Cancelled, Abated or Adjusted 1980		
Transfers to Tax Title Liens or Foreclosed		
Balance December 31, 1980		860.28
TAX TITLE LIENS OUTSTANDING		
Balance January 1, 1980		8,960.28
Transfer From Taxes		
Redeemed in 1980		3,217.92
Cancelled, Abated or Adjusted (1980)		
Transfers to Foreclosed Property		
Balance December 31, 1980		5,742.36
PROPERTY ACQUIRED BY DEED OR FORECLOSURE		
Balance January 1, 1980		48,550.00
Transfers From Taxes or Liens		
Sale for Cash (1980)		9,037.35
Cancelled, Abated or Adjusted (1980)		
Balance December 31, 1980		39,512.65
CURRENT FINANCES DECEMBER 31, 1980		
ASSETS		
Cash Dec. 31, 1980		1,220,293.53
Taxes Receivable		111,559.05
Tax Title Liens		5,742.36
Foreclosed Property		39,512.65
Emergencies & Other Deferred Charges		44,766.39
State and Federal Aid Receivable		
Other Receivables		55,095.43
Total		1,476,969.41
LIABILITIES, RESERVES, AND SURPLUS		
Cash Liabilities		250,351.08
Reserves for Receivables		211,909.49
Surplus Dec. 31, 1980		1,014,708.84
Total		1,476,969.41

1980 3000

0304

Population 1970 7,325
Population 1980 7,170
S & P Rating
Moody Rating

General Tax Rate Per $100. 3.05
State Equalized Tax Rate 2.61

BORDENTOWN TOWNSHIP – BURLINGTON CO.

Form of Government:
Township Committee
Number of Members on Governing Body 5

PER CAPITA:		PER CENT:	
Gross Debt	706.88	Gross Debt	4.15
Net Debt	457.39	Net Debt	2.69
Debt Service	23.51	Tox Levy Collected	98.21
Total Tax Levy	512.29	Tox Levy Cancelled, Abated or Adjusted	
Municipal Expenditures	225.28		

EXPENDITURES	
GENERAL GOVERNMENT	
Governing Body & Public Boords	
Municipal Clerk	
Financial Administration	13,450.00
Assessment of Taxes	14,500.00
Collection of Taxes	26,000.00
Planning, Housing & Development	16,750.00
Human Resources	
Elections	1,922.41
General Administrotion (other)	224,700.00
JUDICIARY	
Municipal Courts	60,500.00
PUBLIC SAFETY	
Fire Protection	4,250.00
Police Protection	364,798.00
Civil Defense & Disaster Control	700.00
Environmental Inspection & Control	28,400.00
Other Public Safety	
PUBLIC WORKS	
Streets and Drainage	175,900.00
Sewers and Sewage Processing	
Garbage and Trash Disposal	91,000.00
Public Buildings and Grounds	39,900.00
Other Public Works	
HEALTH and WELFARE	
Health Services Except Environmental	1,000.00
Welfare-Public Assistance	12,426.00
Hospitals, Clinics, First Aid	
Animal, Insect, & Rodent Control	
Other Welfare Services	
RECREATION and CONSERVATION	
Beaches and Boardwalks	
Parks, Playgrounds, Shade Trees	29,884.00
Land Reclamation & Conservation	150.00
Other Recreational Services	400.00
EDUCATION (excluding schools)	
Libraries	5,000.00
Other Educotional Services	
STATUTORY EXPENDITURES	
Pensions & F. I. C. A.	75,850.00
Employee Fringe Benefits	28,000.00
Other Statutory Expenditures	3,350.10
CETA And Other Public Employment Progroms	21,345.00
MUNICIPAL FUNCTIONS TOTAL	1,240,175.51
CAPITAL IMPROVEMENTS *MEMO*	63,450.00
DEBT SERVICE	
Principol Payments	63,000.00
Interest Payments	105,535.71
TYPE I SCHL DEBT *MEMO	21,562.50
DEFERRED CHARGES	20,937.03
SCHOOL, COUNTY, SPECIAL DISTRICT TAXES	3,176,675.61
RESERVE FOR UNCOLLECTED TAXES	185,604.97
EXPENDITURES TOTAL	4,791,928.83

REVENUES-REALIZED		
1980 Property Toxes Collected		3,561,363.67
1980 Payments in Lieu of Taxes		
Delinquent Tax & Lien Collections		57,748.93
Business Personalty Replocement Toxes		125,572.48
Taxes from Public Utilities		391,939.00
Other Miscellaneous Tax Revenues		
State Aid Revenues		148,762.48
Federal Aid Revenues		13,124.04
State and Local Fiscal Assistance Act Utilized		70,985.90
Sale of Acquired Property		
Other Miscellaneous Revenues		283,877.33
	Total	4,653,373.83
Prior Years Surplus Appropriated		208,600.00
REVENUES	TOTAL	4,861,973.83
Reserve For Uncollected Taxes		185,604.97
CAPITAL OUTLAY	TOTAL	962,395.19
Public Enterprises		166,416.79
Recreation—Culture		92,771.16
Public Works		700,827.06
Buildings and Grounds		2,380.18
Library and Educotion		
Conservation		
All Other		

CAPITAL DEBT AUTHORIZED, DECEMBER 31, 1980

ISSUED AND UNISSUED	GROSS DEBT	NET DEBT
School	475,410	
Self-liquidating	1,239,900	
Other	3,353,000	3,279,500
Total	5,068,310	3,279,500

ISSUED AND OUTSTANDING	
School	475,410.33
Self-Liquidating	1,220,900.00
Other	3,105,000.00
Total	4,801,310.33
EQUALIZED VALUATION BASIS FOR NET DEBT COMPUTATION	122,128,022

REAL PROPERTY VALUATIONS

Code	Class	# of Porcels	% VAL'N	ASSESSED VALUATION
1	Vacant Land	192	6.51	7,430,285.00
2	Residential	1701	55.35	63,209,539.00
3	Farm	82	1.46	1,673,595.00
4a	Commercial	136	20.97	23,943,945.00
4b	Industrial	18	8.51	9,715,965.00
4c	Apartments	5	7.20	8,217,860.00
Totol		2134		114,191,189.00
Land Areo		7.41 Sq. Miles		

Net Valuation Taxable-Municipol	116,708,457
Net Valuation Taxoble-County	129,885,367
State Equalized Valuation	136,327,266
State Equalization Ratio	85.65

1980 PROPERTY TAX		
STATE EQUALIZED TAX RATE →		
Local District School Taxes	.92	1,257,199.00
Regional & Consolidated School Tax	.71	971,939.07
School Taxes in Municipal Budget	.01	16,901.60
County Taxes	.58	787,645.10
County Library Taxes	.03	43,290.84
Local Municipol Purpose Taxes	.35	472,498.40
Veteron & Senior Citizen Taxes		58,160.00
Total Toxes for Rate Computotion	2.60	3,607,634.01
Special District Taxes		59,700.00
Bonk Corp. Toxes		5,197.10
Added ond Omitted Taxes		18,748.13
Totol Toxes Levied - ABSTRACT		3,673,119.24
Total Toxes Billed		3,626,248.60
1980 TAXES COLLECTED		3,561,363.67
1980 Taxes Cancelled, Abated or Adjusted		
Transfer to Tax Title Liens or Foreclosed		
Balance Outstanding Dec. 31, 1980		64,884.93
PRIOR YEARS TAXES OUTSTANDING		
Balance January 1, 1980		65,303.73
Collected in 1980		57,748.93
Cancelled, Abated or Adjusted 1980		
Transfers to Tox Title Liens or Foreclosed		
Balance December 31, 1980		7,554.80
TAX TITLE LIENS OUTSTANDING		
Balance January 1, 1980		4,444.08
Transfer From Taxes		
Redeemed in 1980		
Cancelled, Abated or Adjusted (1980)		
Transfers to Foreclosed Property		
Balance December 31, 1980		4,444.08
PROPERTY ACQUIRED BY DEED OR FORECLOSURE		
Balance January 1, 1980		10,450.00
Transfers From Toxes or Liens		
Sale for Cash (1980)		
Cancelled, Abated or Adjusted (1980)		
Bolonce December 31, 1980		10,450.00

CURRENT FINANCES DECEMBER 31, 1980

ASSETS	
Cosh Dec. 31, 1980	619,902.91
Taxes Receivable	72,439.73
Tax Title Liens	4,444.08
Foreclosed Property	10,450.00
Emergencies & Other Deferred Chorges	2,073.23
State ond Federol Aid Receivoble	64,039.76
Other Receivables	7,460.24
Total	780,809.95
LIABILITIES, RESERVES, AND SURPLUS	
Cosh Liabilities	262,330.82
Reserves for Receivables	94,794.05
Surplus Dec. 31, 1980	423,685.08
Total	780,809.95

1980/3000

* ABOVE DEBT SERVICE INCLUDES TYPE I SCHOOL DEBT

1804

Population 1970 10,465
Population 1980 9,710
S & P Rating
Moody Rating

General Tax Rate Per $100. 3.14
State Equalized Tax Rate 2.74

BOUND BROOK BOROUGH — SOMERSET CO.

Form of Government:
Borough Council
Number of Members on Governing Body 6

PER CAPITA:		PER CENT:	
Gross Debt	168.96	Gross Debt	1.09
Net Debt	137.96	Net Debt	.89
Debt Service	13.39	Tax Levy Collected	96.85
Total Tax Levy	491.45	Tax Levy Cancelled, Abated or Adjusted	.17
Municipal Expenditures	230.32		

EXPENDITURES		REVENUES-REALIZED	
GENERAL GOVERNMENT			
Governing Body & Public Boards			
Municipal Clerk			
Financial Administration	14,090.00	1980 Property Taxes Collected	4,603,945.62
Assessment of Taxes	7,260.00	1980 Payments in Lieu of Taxes	
Collection of Taxes	23,840.00	Delinquent Tax & Lien Collections	78,490.68
Planning, Housing & Development	8,670.00	Business Personalty Replacement Taxes	94,516.04
Human Resources		Taxes from Public Utilities	366,695.23
Elections	1,155.00	Other Miscellaneous Tax Revenues	
General Administration (other)	216,030.00	State Aid Revenues	135,506.26
JUDICIARY		Federal Aid Revenues	
Municipal Courts	23,755.00	State and Local Fiscal Assistance Act Utilized	99,125.00
PUBLIC SAFETY		Sale of Acquired Property	
Fire Protection	81,830.00	Other Miscellaneous Revenues	181,192.65
Police Protection	476,557.00	Total	5,559,471.48
Civil Defense & Disaster Control	840.00	Prior Years Surplus Appropriated	275,000.00
Environmental Inspection & Control	11,185.00	REVENUES TOTAL	5,834,471.48
Other Public Safety		Reserve For Uncollected Taxes	247,674.11
PUBLIC WORKS		CAPITAL OUTLAY TOTAL	114,038.34
Streets and Drainage	207,501.64		
Sewers and Sewage Processing	167,920.00	Public Enterprises	
Garbage and Trash Disposal	115,935.00	Recreation—Culture	42,377.92
Public Buildings and Grounds	62,425.00	Public Works	54,199.89
Other Public Works		Buildings and Grounds	17,460.53
HEALTH and WELFARE		Library and Education	
Health Services Except Environmental	31,875.00	Conservation	
Welfare-Public Assistance	11,855.00	All Other	
Hospitals, Clinics, First Aid		CAPITAL DEBT AUTHORIZED, DECEMBER 31, 1980	
Animal, Insect, & Rodent Control		ISSUED AND UNISSUED — GROSS DEBT — NET DEBT	
Other Welfare Services		School 301,000	
RECREATION and CONSERVATION		Self-liquidating	
Beaches and Boardwalks		Other 1,339,603 — 1,339,603	
Parks, Playgrounds, Shade Trees	8,015.00	Total 1,640,603 — 1,339,603	
Land Reclamation & Conservation		ISSUED AND OUTSTANDING	
Other Recreational Services	35,809.00	School	99,000.00
EDUCATION (excluding schools)		Self-Liquidating	
Libraries	116,190.00	Other	886,000.00
Other Educational Services		Total	985,000.00
STATUTORY EXPENDITURES		EQUALIZED VALUATION BASIS	
Pensions & F. I. C. A.	152,350.00	FOR NET DEBT COMPUTATION	150,034,990
Employee Fringe Benefits	49,800.00	REAL PROPERTY VALUATIONS	
Other Statutory Expenditures	5,500.00	Code Class # of Parcels % VAL'N — ASSESSED VALUATION	
CETA And Other Public Employment Programs		1 Vacant Land 91 1.44 — 2,097,400.00	
MUNICIPAL FUNCTIONS TOTAL	1,830,827.64	2 Residential 2169 72.52 — 105,484,085.00	
CAPITAL IMPROVEMENTS *MEMO*	20,900.00	3 Farm	
DEBT SERVICE		4a Commercial 216 17.61 — 25,621,070.00	
Principal Payments	80,000.00	4b Industrial 8 .96 — 1,397,200.00	
Interest Payments	50,012.50	4c Apartments 36 7.46 — 10,855,400.00	
		Total 2500 — 145,455,155.00	
DEFERRED CHARGES	27,882.60	Land Area 1.60 Sq. Miles	
SCHOOL, COUNTY, SPECIAL DISTRICT TAXES	3,653,569.34	Net Valuation Taxable-Municipal	151,114,378
RESERVE FOR UNCOLLECTED TAXES	247,674.11	Net Valuation Taxable-County	155,959,106
EXPENDITURES TOTAL	5,889,966.19	State Equalized Valuation	172,144,956
		State Equalization Ratio	87.43

1980 PROPERTY TAX		
STATE EQUALIZED TAX RATE →	1.67	
Local District School Taxes		2,893,930.82
Regional & Consolidated School Tax		
School Taxes in Municipal Budget		
County Taxes	.44	759,638.52
County Library Taxes		
Local Municipal Purpose Taxes	.63	1,088,671.35
Veteran & Senior Citizen Taxes		72,750.00
Total Taxes for Rate Computation	2.74	4,814,990.69
Special District Taxes		
Bank Corp. Taxes		14,677.71
Added and Omitted Taxes		15,103.10
Total Taxes Levied - ABSTRACT		4,772,021.50
Total Taxes Billed		4,753,848.55
1980 TAXES COLLECTED		4,603,945.62
1980 Taxes Cancelled, Abated or Adjusted		8,306.56
Transfer to Tax Title Liens or Foreclosed		29,214.56
Balance Outstanding Dec. 31, 1980		112,381.81
PRIOR YEARS TAXES OUTSTANDING		
Balance January 1, 1980		133,016.89
Collected in 1980		67,235.75
Cancelled, Abated or Adjusted 1980		1,120.48
Transfers to Tax Title Liens or Foreclosed		3,590.38
Balance December 31, 1980		61,070.28
TAX TITLE LIENS OUTSTANDING		
Balance January 1, 1980		103,385.93
Transfer From Taxes		32,804.94
Redeemed in 1980		11,254.93
Cancelled, Abated or Adjusted (1980)		
Transfers to Foreclosed Property		
Balance December 31, 1980		124,935.94
PROPERTY ACQUIRED BY DEED OR FORECLOSURE		
Balance January 1, 1980		
Transfers From Taxes or Liens		
Sale for Cash (1980)		
Cancelled, Abated or Adjusted (1980)		
Balance December 31, 1980		
CURRENT FINANCES DECEMBER 31, 1980		
ASSETS		
Cash Dec. 31, 1980		535,988.73
Taxes Receivable		173,452.09
Tax Title Liens		124,935.94
Foreclosed Property		
Emergencies & Other Deferred Charges		35,000.00
State and Federal Aid Receivable		8,471.33
Other Receivables		17,525.50
Total		895,373.59
LIABILITIES, RESERVES, AND SURPLUS		
Cash Liabilities		110,068.96
Reserves for Receivables		315,913.53
Surplus Dec. 31, 1980		469,391.10
Total		895,373.59

1980/3000

1307

Population 1970 4,165
Population 1980 4,772
S & P Rating
Moody Rating

General Tax Rate Per $100. 7.49
State Equalized Tax Rate 3.72

BRADLEY BEACH BOROUGH — MONMOUTH CO.

Form of Government: Commission (1911)
Number of Members on Governing Body 3

PER CAPITA:		PER CENT:	
Gross Debt	192.55	Gross Debt	1.49
Net Debt	172.85	Net Debt	1.34
Debt Service	7.68	Tax Levy Collected	94.36
Total Tax Levy	527.95	Tax Levy Cancelled, Abated or Adjusted	
Municipal Expenditures	406.55		

EXPENDITURES		REVENUES-REALIZED	
GENERAL GOVERNMENT			
Governing Body & Public Boards			
Municipal Clerk	30,273.76	1980 Property Taxes Collected	2,367,138.25
Financial Administration	64,847.10	1980 Payments in Lieu of Taxes	
Assessment of Taxes	8,425.00	Delinquent Tax & Lien Collections	122,459.79
Collection of Taxes	11,663.55	Business Personalty Replacement Taxes	37,154.52
Planning, Housing & Development	3,739.27	Taxes from Public Utilities	172,606.00
Human Resources	1,000.00	Other Miscellaneous Tax Revenues	53,000.00
Elections		State Aid Revenues	56,992.25
General Administration (other)	247,926.75	Federal Aid Revenues	48,649.99
JUDICIARY		State and Local Fiscal Assistance Act Utilized	126,462.00
Municipal Courts	16,696.46	Sale of Acquired Property	
PUBLIC SAFETY		Other Miscellaneous Revenues	403,141.50
Fire Protection	50,003.19	Total	3,387,604.30
Police Protection	412,411.27	Prior Years Surplus Appropriated	
Civil Defense & Disaster Control		REVENUES TOTAL	3,387,604.30
Environmental Inspection & Control	24,310.00	Reserve For Uncollected Taxes	134,112.44
Other Public Safety		CAPITAL OUTLAY TOTAL	93,757.27
PUBLIC WORKS			
Streets and Drainage	271,660.39	Public Enterprises	19,680.22
Sewers and Sewage Processing		Recreation—Culture	2,286.07
Garbage and Trash Disposal	184,290.84	Public Works	25,400.72
Public Buildings and Grounds	46,905.66	Buildings and Grounds	46,390.26
Other Public Works		Library and Education	
HEALTH and WELFARE		Conservation	
Health Services Except Environmental	11,331.25	All Other	

CAPITAL DEBT AUTHORIZED, DECEMBER 31, 1980

ISSUED AND UNISSUED	GROSS DEBT	NET DEBT
School	94,000	
Self-liquidating	167,201	167,201
Other	657,658	657,658
Total	918,860	824,860

ISSUED AND OUTSTANDING	
School	
Self-Liquidating	119,000.00
Other	209,000.00
Total	328,000.00

EQUALIZED VALUATION BASIS FOR NET DEBT COMPUTATION	61,714,167

REAL PROPERTY VALUATIONS

Code	Class	# of Parcels	% VAL'N	ASSESSED VALUATION
1	Vacant Land	136	1.50	496,860.00
2	Residential	1485	71.12	23,592,070.00
3	Farm			
4a	Commercial	113	9.70	3,217,468.00
4b	Industrial	5	.27	90,490.00
4c	Apartments	68	17.41	5,774,441.00
Total		1807		33,171,329.00

Land Area .70 Sq. Miles

Net Valuation Taxable-Municipal	33,477,065
Net Valuation Taxable-County	62,940,857
State Equalized Valuation	67,109,381
State Equalization Ratio	49.67

CAPITAL IMPROVEMENTS	*MEMO*	11,738.00
DEBT SERVICE		
Principal Payments		22,000.00
Interest Payments		14,634.00
DEFERRED CHARGES		41,007.00
SCHOOL, COUNTY, SPECIAL DISTRICT TAXES		1,506,865.45
RESERVE FOR UNCOLLECTED TAXES		134,112.44
EXPENDITURES	TOTAL	3,446,937.82

1980 PROPERTY TAX

STATE EQUALIZED TAX RATE	1.72	
Local District School Taxes		1,156,154.00
Regional & Consolidated School Tax		
School Taxes in Municipal Budget		
County Taxes	.52	350,711.45
County Library Taxes		
Local Municipal Purpose Taxes	1.49	1,000,945.80
Veteran & Senior Citizen Taxes		41,540.00
Total Taxes for Rate Computation	3.73	2,549,351.25
Special District Taxes		
Bank Corp. Taxes		10,188.87
Added and Omitted Taxes		1,360.89
Total Taxes Levied - ABSTRACT		2,519,361.01
Total Taxes Billed		2,508,621.25
1980 TAXES COLLECTED		2,367,138.25
1980 Taxes Cancelled, Abated or Adjusted		
Transfer to Tax Title Liens or Foreclosed		3,796.69
Balance Outstanding Dec. 31, 1980		137,686.31

PRIOR YEARS TAXES OUTSTANDING

Balance January 1, 1980	89,507.03
Collected in 1980	68,930.11
Cancelled, Abated or Adjusted 1980	
Transfers to Tax Title Liens or Foreclosed	1,741.51
Balance December 31, 1980	18,835.41

TAX TITLE LIENS OUTSTANDING

Balance January 1, 1980	57,524.19
Transfer From Taxes	5,677.36
Redeemed in 1980	53,529.68
Cancelled, Abated or Adjusted (1980)	
Transfers to Foreclosed Property	
Balance December 31, 1980	9,671.87

PROPERTY ACQUIRED BY DEED OR FORECLOSURE

Balance January 1, 1980	31,655.00
Transfers From Taxes or Liens	
Sale for Cash (1980)	
Cancelled, Abated or Adjusted (1980)	
Balance December 31, 1980	31,655.00

CURRENT FINANCES DECEMBER 31, 1980

ASSETS	
Cash Dec. 31, 1980	451,481.02
Taxes Receivable	156,521.72
Tax Title Liens	9,671.87
Foreclosed Property	31,655.00
Emergencies & Other Deferred Charges	66,816.04
State and Federal Aid Receivable	53,000.00
Other Receivables	286,418.14
Total	1,055,563.79

LIABILITIES, RESERVES, AND SURPLUS	
Cash Liabilities	500,350.77
Reserves for Receivables	484,266.73
Surplus Dec. 31, 1980	70,946.29
Total	1,055,563.79

1980 3000

1805

Population 1970	5,780
Population 1980	7,846
S & P Rating	
Moody Rating	A

General Tax Rate Per $100. 2.17

State Equalized Tax Rate 1.84

BRANCHBURG TOWNSHIP — SOMERSET CO.

Form of Government:
Township Committee
Number of Members of Governing Body 5

PER CAPITA		PER CENT:	
Gross Debt	489.55	Gross Debt	1.76
Net Debt	246.87	Net Debt	.89
Debt Service		Tax Levy Collected	97.30
Total Tax Levy	590.24	Tax Levy Cancelled, Abated or Adjusted	.05
Municipal Expenditures	379.26		

EXPENDITURES	
GENERAL GOVERNMENT	
Governing Body & Public Boards	
Municipal Clerk	
Financial Administration	35,785.00
Assessment of Taxes	19,925.00
Collection of Taxes	19,300.00
Planning, Housing & Development	65,110.00
Human Resources	3,500.00
Elections	1,885.00
General Administration (other)	304,107.00
JUDICIARY	
Municipal Courts	18,050.00
PUBLIC SAFETY	
Fire Protection	102,430.00
Police Protection	141,732.00
Civil Defense & Disaster Control	155.00
Environmental Inspection & Control	23,995.00
Other Public Safety	
PUBLIC WORKS	
Streets and Drainage	377,583.24
Sewers and Sewage Processing	
Garbage and Trash Disposal	
Public Buildings and Grounds	47,550.00
Other Public Works	32,000.00
HEALTH and WELFARE	
Health Services Except Environmental	37,750.00
Welfare-Public Assistance	2,900.00
Hospitals, Clinics, First Aid	500.00
Animal, Insect, & Radent Control	1,600.00
Other Welfare Services	
RECREATION and CONSERVATION	
Beaches and Boardwalks	
Parks, Playgrounds, Shade Trees	
Land Reclamation & Conservation	8,780.00
Other Recreational Services	85,840.00
EDUCATION (excluding schools)	
Libraries	
Other Educational Services	950,000.00
STATUTORY EXPENDITURES	
Pensions & F. I. C. A.	85,200.00
Employee Fringe Benefits	81,500.00
Other Statutory Expenditures	4,000.00
CETA And Other Public Emplayment Programs	
MUNICIPAL FUNCTIONS TOTAL	2,451,177.24
CAPITAL IMPROVEMENTS *MEMO*	50,000.00
DEBT SERVICE	
Principal Payments	
Interest Payments	
DEFERRED CHARGES	271,923.23
SCHOOL, COUNTY, SPECIAL DISTRICT TAXES	4,564,417.59
RESERVE FOR UNCOLLECTED TAXES	252,610.94
EXPENDITURES TOTAL	7,540,129.00

REVENUES-REALIZED	
1980 Property Taxes Collected	4,518,246.65
1980 Payments in Lieu of Taxes	15,729.89
Delinquent Tax & Lien Collections	128,798.02
Business Personalty Replacement Taxes	105,477.56
Taxes from Public Utilities	1,652,609.00
Other Miscellaneous Tax Revenues	
State Aid Revenues	43,145.06
Federal Aid Revenues	
State and Local Fiscal Assistance Act Utilized	92,245.24
Sale of Acquired Property	
Other Miscellaneous Revenues	362,026.67
Total	6,918,278.09
Prior Years Surplus Appropriated	1,050,000.00
REVENUES TOTAL	7,968,278.09
Reserve For Uncollected Taxes	252,610.94
CAPITAL OUTLAY TOTAL	32,210.65
Public Enterprises	14,528.58
Recreation—Culture	
Public Works	673.23
Buildings and Grounds	17,008.84
Library and Education	
Conservation	
All Other	

CAPITAL DEBT AUTHORIZED, DECEMBER 31, 1980

ISSUED AND UNISSUED	GROSS DEBT	NET DEBT
School	1,852,000	
Self-liquidating	1,989,000	1,936,978
Other		
Total	3,841,000	1,936,978

ISSUED AND OUTSTANDING	
School	1,852,000.00
Self-Liquidating	1,669,000.00
Other	
Total	3,521,000.00
EQUALIZED VALUATION BASIS FOR NET DEBT COMPUTATION	218,051,818

REAL PROPERTY VALUATIONS

Code	Class	# of Parcels	% VAL'N	ASSESSED VALUATION
1	Vacant Land	229	5.02	7,806,160.00
2	Residential	1985	88.67	137,792,650.00
3	Farm	255	6.31	9,792,050.00
4a	Commercial			
4b	Industrial			
4c	Apartments			
Total		2469		155,390,860.00

Land Area 20.35 Sq. Miles

Net Valuation Taxable-Municipal	211,071,272
Net Valuation Taxable-County	230,939,973
State Equalized Valuation	247,592,812
State Equalization Ratio	85.09

1980 PROPERTY TAX		
STATE EQUALIZED TAX RATE →	1.36	
Local District School Taxes		3,367,701.00
Regional & Consolidated School Tax		
School Taxes in Municipal Budget		
County Taxes	.45	1,128,396.82
County Library Taxes	.03	68,319.77
Local Municipal Purpose Taxes		
Veteran & Senior Citizen Taxes		39,170.00
Total Taxes for Rate Computation	1.84	4,603,587.59
Special District Taxes		
Bank Corp. Taxes		4,689.49
Added and Omitted Taxes		61,901.51
Total Taxes Levied - ABSTRACT		4,631,008.59
Total Taxes Billed		4,643,469.00
1980 TAXES COLLECTED		4,518,246.65
1980 Taxes Cancelled, Abated or Adjusted		2,536.45
Transfer to Tax Title Liens or Foreclosed		2,009.42
Balance Outstanding Dec. 31, 1980		120,676.48
PRIOR YEARS TAXES OUTSTANDING		
Balance January 1, 1980		133,870.55
Collected in 1980		124,939.46
Cancelled, Abated or Adjusted 1980		
Transfers to Tax Title Liens or Foreclosed		
Balance December 31, 1980		8,931.09
TAX TITLE LIENS OUTSTANDING		
Balance January 1, 1980		9,419.45
Transfer From Taxes		2,009.42
Redeemed in 1980		3,858.56
Cancelled, Abated or Adjusted (1980)		
Transfers to Foreclosed Property		
Balance December 31, 1980		7,570.31
PROPERTY ACQUIRED BY DEED OR FORECLOSURE		
Balance January 1, 1980		
Transfers From Taxes or Liens		
Sale for Cash (1980)		
Cancelled, Abated or Adjusted (1980)		
Balance December 31, 1980		

CURRENT FINANCES DECEMBER 31, 1980 ASSETS	
Cash Dec. 31, 1980	1,572,385.73
Taxes Receivable	129,607.57
Tax Title Liens	7,570.31
Foreclosed Property	
Emergencies & Other Deferred Charges	11,000.00
State and Federal Aid Receivable	51,686.51
Other Receivables	35,629.51
Total	1,807,879.63
LIABILITIES, RESERVES, AND SURPLUS	
Cash Liabilities	372,713.18
Reserves for Receivables	172,651.82
Surplus Dec. 31, 1980	1,262,514.63
Total	1,807,879.63

1903

Population 1970	915
Population 1980	870
S & P Rating	
Moody Rating	

General Tax Rate Per $100. 2.84

State Equalized Tax Rate 1.85

BRANCHVILLE BOROUGH — SUSSEX CO.

Form of Government:
Borough Council
Number of Members on Governing Body 6

PER CAPITA		PER CENT:	
Gross Debt	211.32	Gross Debt	.95
Net Debt	76.47	Net Debt	.34
Debt Service		Tax Levy Collected	96.03
Total Tax Levy	490.18	Tax Levy Cancelled, Aboted or Adjusted	
Municipal Expenditures	517.83		

EXPENDITURES	
GENERAL GOVERNMENT	
Governing Body & Public Boards	
Municipal Clerk	
Finoncial Administration	7,680.00
Assessment of Taxes	4,800.00
Collection of Taxes	9,800.00
Plonning, Housing & Development	2,033.00
Human Resources	
Elections	
General Administration (other)	42,310.00
JUDICIARY	
Municipal Courts	6,200.00
PUBLIC SAFETY	
Fire Protection	17,297.00
Police Protection	4,000.00
Civil Defense & Disaster Control	300.00
Environmentol Inspection & Control	2,730.00
Other Public Safety	
PUBLIC WORKS	
Streets and Drainage	76,415.00
Sewers and Sewage Processing	
Garbage and Trash Disposal	20,800.00
Public Buildings ond Grounds	7,000.00
Other Public Works	
HEALTH and WELFARE	
Health Services Except Environmental	4,930.00
Welfare-Public Assistance	3,500.00
Hospitols, Clinics, First Aid	2,750.00
Animol, Insect, & Rodent Control	3,105.00
Other Welfare Services	
RECREATION and CONSERVATION	
Beaches and Boardwolks	
Parks, Playgrounds, Shade Trees	
Land Reclamotion & Conservotion	
Other Recreational Services	16,100.00
EDUCATION (excluding schools)	
Libraries	
Other Educationol Services	80,000.00
STATUTORY EXPENDITURES	
Pensions & F. I. C. A.	5,100.00
Employee Fringe Benefits	
Other Statutory Expenditures	1,000.00
CETA And Other Public Employment Progroms	
MUNICIPAL FUNCTIONS TOTAL	317,850.00
CAPITAL IMPROVEMENTS *MEMO*	45,500.00
DEBT SERVICE	
Principol Poyments	
Interest Payments	
DEFERRED CHARGES	30,477.75
SCHOOL, COUNTY, SPECIAL DISTRICT TAXES	419,147.65
RESERVE FOR UNCOLLECTED TAXES	102,187.29
EXPENDITURES TOTAL	869,662.69

REVENUES-REALIZED		
1980 Property Taxes Collected		402,513.19
1980 Payments in Lieu of Taxes		
Delinquent Tax & Lien Collections		13,552.95
Business Personalty Replacement Taxes		32,684.48
Taxes from Public Utilities		23,774.00
Other Miscelloneous Tax Revenues		307,195.17
Stote Aid Revenues		5,865.03
Federol Aid Revenues		
State and Locol Fiscal Assistance Act Utilized		13,921.00
Sale of Acquired Property		
Other Miscellaneous Revenues		175,377.81
	Total	974,883.63
Prior Years Surplus Appropriated		215,000.00
REVENUES	TOTAL	1,189,883.63
Reserve For Uncollected Taxes		102,187.29
CAPITAL OUTLAY	TOTAL	83,226.12
Public Enterprises		18,879.93
Recreotion—Culture		
Public Works		59,890.16
Buildings and Grounds		4,456.03
Library and Education		
Conservation		
All Other		

CAPITAL DEBT AUTHORIZED, DECEMBER 31, 1980

ISSUED AND UNISSUED	GROSS DEBT	NET DEBT
School	117,324	
Self-liquidating	13,974	13,974
Other	52,554	52,554
Total	183,852	66,528

ISSUED AND OUTSTANDING	
School	117,324.47
Self-Liquidoting	
Other	
Total	117,324.47
EQUALIZED VALUATION BASIS FOR NET DEBT COMPUTATION	19,449,943

REAL PROPERTY VALUATIONS

Code	Class	# of Porcels	% VAL'N	ASSESSED VALUATION
1	Vacant Land	53	1.60	231,600.00
2	Residential	250	54.58	7,925,300.00
3	Farm			
4a	Commercial	56	41.87	6,080,200.00
4b	Industrial			
4c	Apartments	4	1.95	282,900.00
Total		363		14,520,000.00
Land Area		• 56 Sq. Miles		
Net Valuation Taxable-Municipal				14,770,823
Net Valuation Taxable-County				21,993,887
State Equalized Valuation				22,428,920
State Equalization Ratio				65.47

1980 PROPERTY TAX		
STATE EQUALIZED TAX RATE		
Local District School Taxes	.55	123,052.50
Regional & Consolidoted School Tax	.66	149,131.39
School Taxes in Municipal Budget		
County Taxes	.62	* 139,778.38
County Library Taxes	.03	7,185.38
Local Municipal Purpose Taxes		
Veteran & Senior Citizen Taxes		8,170.00
Totol Taxes for Rate Computation	1.86	427,317.65
Special District Taxes		
Bank Corp. Taxes		7,307.51
Added and Omitted Taxes		
Total Taxes Levied - ABSTRACT		426,455.16
Totol Taxes Billed		419,147.65
1980 TAXES COLLECTED		402,513.19
1980 Taxes Cancelled, Abated or Adjusted		
Transfer to Tax Title Liens or Foreclosed		
Balance Outstonding Dec. 31, 1980		16,634.46

PRIOR YEARS TAXES OUTSTANDING	
Bolonce January 1, 1980	13,552.95
Collected in 1980	13,552.95
Cancelled, Abated or Adjusted 1980	
Transfers to Tax Title Liens or Foreclosed	
Balance December 31, 1980	
TAX TITLE LIENS OUTSTANDING	
Balance January 1, 1980	
Tronsfer From Taxes	
Redeemed in 1980	
Cancelled, Abated or Adjusted (1980)	
Transfers to Foreclosed Property	
Balance December 31, 1980	
PROPERTY ACQUIRED BY DEED OR FORECLOSURE	
Balance January 1, 1980	
Transfers From Taxes or Liens	
Sale for Cash (1980)	
Cancelled. Abated or Adjusted (1980)	
Bolonce December 31, 1980	

CURRENT FINANCES DECEMBER 31, 1980	
ASSETS	
Cash Dec. 31, 1980	625,408.17
Taxes Receivable	16,634.46
Tax Title Liens	
Foreclosed Property	
Emergencies & Other Deferred Charges	
State ond Federol Aid Receivoble	
Other Receivobles	24,279.48
Total	666,322.11
LIABILITIES, RESERVES, AND SURPLUS	
Cash Liabilities	50,557.20
Reserves for Receivobles	40,913.94
Surplus Dec. 31, 1980	574,850.97
Total	666,322.11

*Includes County Health Service Taxes or County Vocational School Taxes. See Table 13, pgs. 675, 676.

1506

Population 1970 35,535
Population 1980 53,629
S & P Rating
Moody Rating BAA-1

General Tax Rate Per $100. 3.71
State Equalized Tax Rate 2.07

BRICK TOWNSHIP — OCEAN CO.

Form of Government:
Mayor-Council Plan B (OMCL50)
Number of Members of Governing Body 7

PER CAPITA		PER CENT:	
Gross Debt	522.81	Gross Debt	2.87
Net Debt	226.23	Net Debt	1.24
Debt Service	18.74	Tax Levy Collected	94.00
Total Tax Levy	454.10	Tax Levy Cancelled, Abated or Adjusted	.14
Municipol Expenditures	211.60		

EXPENDITURES	
GENERAL GOVERNMENT	
Governing Body & Public Baards	122,885.00
Municipal Clerk	139,916.00
Financial Administration	72,915.00
Assessment of Taxes	152,222.00
Collectian of Taxes	162,213.00
Planning, Housing & Develapment	114,825.00
Human Resaurces	37,424.00
Elections	3,400.00
General Administratian (other)	741,151.00
JUDICIARY	
Municipal Courts	113,219.00
PUBLIC SAFETY	
Fire Pratection	
Police Protection	1,864,151.00
Civil Defense & Disaster Contral	1,700.00
Environmental Inspectian & Control	213,604.00
Other Public Safety	
PUBLIC WORKS	
Streets and Drainage	1,569,927.00
Sewers and Sewage Processing	
Garbage and Trash Disposal	930,867.00
Public Buildings and Grounds	438,981.00
Other Public Works	55,919.00
HEALTH and WELFARE	
Health Services Except Environmental	23,022.00
Welfare-Public Assistance	15,094.00
Hospitals, Clinics, First Aid	2,500.00
Animal, Insect, & Rodent Control	2,150.00
Other Welfare Services	
RECREATION and CONSERVATION	
Beaches and Boardwalks	30,226.00
Parks, Playgrounds, Shade Trees	4,210.00
Land Reclamation & Conservatian	2,525.00
Other Recreational Services	194,433.00
EDUCATION (excluding schools)	
Libraries	
Other Educational Services	
STATUTORY EXPENDITURES	
Pensions & F. I. C. A.	525,500.00
Employee Fringe Benefits	275,000.00
Other Statutory Expenditures	38,500.00
CETA And Other Public Employment Programs	615,326.00
MUNICIPAL FUNCTIONS TOTAL	8,463,805.00
CAPITAL IMPROVEMENTS *MEMO*	50,000.00
DEBT SERVICE	
Principal Payments	195,000.00
Interest Payments	810,000.00
DEFERRED CHARGES	184,938.73
SCHOOL, COUNTY, SPECIAL DISTRICT TAXES	20,236,627.35
RESERVE FOR UNCOLLECTED TAXES	1,694,000.00
EXPENDITURES TOTAL	31,584,371.08

REVENUES-REALIZED	
1980 Property Taxes Collected	22,884,654.78
1980 Payments in Lieu af Taxes	
Delinquent Tax & Lien Collectians	1,465,703.74
Business Personalty Replacement Taxes	199,357.00
Taxes from Public Utilities	1,685,649.48
Other Miscellaneous Tax Revenues	
State Aid Revenues	435,701.25
Federal Aid Revenues	615,991.70
State and Local Fiscal Assistance Act Utilized	620,996.00
Sale af Acquired Praperty	820,083.43
Other Miscellaneous Revenues	1,829,782.17
Total	30,557,919.55
Priar Years Surplus Appropriated	1,750,000.00
REVENUES TOTAL	32,307,919.55
Reserve For Uncollected Taxes	1,694,000.00
CAPITAL OUTLAY TOTAL	1,945,387.48
Public Enterprises	
Recreation—Culture	4,069.36
Public Works	1,940,940.89
Buildings and Grounds	377.23
Library and Educatian	
Conservatian	
All Other	

CAPITAL DEBT AUTHORIZED, DECEMBER 31, 1980

ISSUED AND UNISSUED	GROSS DEBT	NET DEBT
Schaal	15,631,000	
Self-liquidating	250,000	
Other	12,156,779	12,132,221
Total	28,037,779	12,132,221

ISSUED AND OUTSTANDING	
School	
Self-Liquidating	250,000.00
Other	10,267,500.00
Total	10,517,500.00
EQUALIZED VALUATION BASIS FOR NET DEBT COMPUTATION	978,070,244

REAL PROPERTY VALUATIONS

Code	Class	# af Parcels	% VAL'N	ASSESSED VALUATION
1	Vacant Land	6393	6.90	42,592,650.00
2	Residential	20707	78.58	485,355,500.00
3	Farm	27	.13	785,200.00
4a	Commercial	520	10.72	66,224,650.00
4b	Industrial	13	.17	1,026,450.00
4c	Apartments	18	3.50	21,647,700.00
Total		27678		617,632,150.00

Land Area 26.40 Sq. Miles

Net Valuation Taxable-Municipal	624,804,109
Net Valuation Taxable-County	1,011,661,245
State Equalized Valuation	1,110,874,872
State Equalization Ratio	55.96

1980 PROPERTY TAX		
STATE EQUALIZED TAX RATE		
Local District School Taxes	1.32	14,771,309.00
Regional & Consolidated School Tax		
School Taxes in Municipal Budget		
Caunty Taxes	.41	* 4,532,449.33
Caunty Library Taxes	.02	257,700.06
Local Municipal Purpose Taxes	.32	3,597,250.00
Veteran & Senior Citizen Taxes		520,600.00
Total Taxes for Rate Computation	2.07	23,679,308.39
Special District Taxes		675,168.96
Bank Carp. Taxes		47,834.33
Added and Omitted Taxes		471,268.13
Total Taxes Levied - ABSTRACT		24,352,979.81
Total Taxes Billed		24,344,390.49
1980 TAXES COLLECTED		22,884,654.78
1980 Taxes Cancelled, Abated or Adjusted		34,356.36
Transfer to Tax Title Liens or Foreclosed		276,363.52
Balance Outstanding Dec. 31, 1980		1,149,015.83
PRIOR YEARS TAXES OUTSTANDING		
Balance January 1, 1980		1,514,799.48
Collected in 1980		1,248,302.69
Cancelled, Abated ar Adjusted 1980		4,562.86
Transfers to Tax Title Liens or Foreclosed		220,635.44
Balance December 31, 1980		41,298.49
TAX TITLE LIENS OUTSTANDING		
Balance January 1, 1980		409,396.66
Transfer From Taxes		509,879.32
Redeemed in 1980		217,401.05
Cancelled, Abated or Adjusted (1980)		1,888.25
Transfers to Foreclosed Property		118,301.05
Balance December 31, 1980		581,685.63
PROPERTY ACQUIRED BY DEED OR FORECLOSURE		
Balance January 1, 1980		865,496.29
Transfers From Taxes or Liens		133,937.14
Sale for Cash (1980)		820,083.43
Cancelled. Abated or Adjusted (1980)		
Balance December 31, 1980		179,350.00
CURRENT FINANCES DECEMBER 31, 1980		
ASSETS		
Cash Dec 31, 1980		5,350,259.07
Taxes Receivable		1,190,314.32
Tax Title Liens		581,685.63
Foreclased Property		179,350.00
Emergencies & Other Deferred Charges		475,200.00
State and Federal Aid Receivable		
Other Receivables		88,451.82
Total		7,865,260.84
LIABILITIES, RESERVES, AND SURPLUS		
Cash Liabilities		2,543,091.55
Reserves for Receivables		1,983,509.77
Surplus Dec. 31, 1980		3,338,659.52
Total		7,865,260.84

1980 3000

*Includes County Health Service Taxes or County Vocational School Taxes. See Table 13, pgs. 675, 676.

0601

Population 1970 20,495
Population 1980 18,795
S & P Rating
Moody Rating BAA

General Tax Rate Per $100. 4.94
State Equalized Tax Rate 3.52

BRIDGETON CITY — CUMBERLAND CO.

Form of Government:
Mayor-Council Plan A (OMCL50)
Number of Members on Governing Body 5

PER CAPITA:		PER CENT:	
Gross Debt	495.10	Gross Debt	6.96
Net Debt	160.71	Net Debt	2.26
Debt Service	9.26	Tax Levy Collected	90.63
Total Tax Levy	278.06	Tax Levy Cancelled, Abated or Adjusted	.05
Municipal Expenditures	253.40		

EXPENDITURES	
GENERAL GOVERNMENT	
Governing Body & Public Boards	50,231.00
Municipal Clerk	27,665.00
Financial Administration	91,429.76
Assessment of Taxes	148,381.00
Collection of Taxes	82,959.00
Planning, Housing & Development	29,117.13
Human Resources	334,950.30
Elections	5,380.00
General Administration (other)	532,429.08
JUDICIARY	
Municipal Courts	69,829.00
PUBLIC SAFETY	
Fire Protection	330,190.00
Police Protection	1,135,428.10
Civil Defense & Disaster Control	1,850.16
Environmental Inspection & Control	68,594.43
Other Public Safety	
PUBLIC WORKS	
Streets and Drainage	601,465.95
Sewers and Sewage Processing	
Garbage and Trash Disposal	65,497.00
Public Buildings and Grounds	187,894.00
Other Public Works	22,097.65
HEALTH and WELFARE	
Health Services Except Environmental	16,270.68
Welfare-Public Assistance	92,668.00
Hospitals, Clinics, First Aid	
Animal, Insect, & Rodent Control	5,000.00
Other Welfare Services	
RECREATION and CONSERVATION	
Beaches and Boardwalks	
Parks, Playgrounds, Shade Trees	150,710.00
Land Reclamation & Conservation	
Other Recreational Services	155,235.20
EDUCATION (excluding schools)	
Libraries	101,845.00
Other Educational Services	3,410.00
STATUTORY EXPENDITURES	
Pensions & F. I. C. A.	324,066.84
Employee Fringe Benefits	
Other Statutory Expenditures	12,500.00
CETA And Other Public Employment Programs	148,538.25
MUNICIPAL FUNCTIONS TOTAL	4,795,632.53
CAPITAL IMPROVEMENTS *MEMO*	87,917.35
DEBT SERVICE	
Principal Payments	107,762.56
Interest Payments	66,351.48
DEFERRED CHARGES	7,228.26
SCHOOL, COUNTY, SPECIAL DISTRICT TAXES	3,658,891.44
RESERVE FOR UNCOLLECTED TAXES	537,472.85
EXPENDITURES TOTAL	9,173,339.12

REVENUES-REALIZED		
1980 Property Taxes Collected		4,703,494.93
1980 Payments in Lieu of Taxes		
Delinquent Tax & Lien Collections		377,084.01
Business Personalty Replacement Taxes		579,480.76
Taxes from Public Utilities		622,592.00
Other Miscellaneous Tax Revenues		
State Aid Revenues		946,443.34
Federal Aid Revenues		138,134.90
State and Local Fiscal Assistance Act Utilized		380,103.37
Sale of Acquired Property		9,471.00
Other Miscellaneous Revenues		553,140.91
	Total	8,309,945.22
Prior Years Surplus Appropriated		750,000.00
REVENUES	TOTAL	9,059,945.22
Reserve For Uncollected Taxes		537,472.85
CAPITAL OUTLAY	TOTAL	170,494.04
Public Enterprises		773.30
Recreation—Culture		14,710.00
Public Works		
Buildings and Grounds		155,010.74
Library and Education		
Conservation		
All Other		

CAPITAL DEBT AUTHORIZED, DECEMBER 31, 1980

ISSUED AND UNISSUED	GROSS DEBT	NET DEBT
School	6,285,000	
Self-liquidating	519,000	519,000
Other	2,501,471	2,501,471
Total	9,305,471	3,020,471

ISSUED AND OUTSTANDING	
School	5,661,000.00
Self-Liquidating	519,000.00
Other	861,000.00
Total	7,041,000.00
EQUALIZED VALUATION BASIS FOR NET DEBT COMPUTATION	133,605,108

REAL PROPERTY VALUATIONS

Code	Class	# of Parcels	% VAL'N	ASSESSED VALUATION
1	Vacant Land	1030	1.53	1,545,450.00
2	Residential	4690	55.89	56,380,450.00
3	Farm	10	.05	45,550.00
4a	Commercial	493	19.65	19,818,950.00
4b	Industrial	58	17.99	18,147,900.00
4c	Apartments	35	4.90	4,946,850.00
Total		6316		100,885,150.00

Land Area 6.50 Sq. Miles

Net Valuation Taxable-Municipal	104,850,866
Net Valuation Taxable-County	154,609,009
State Equalized Valuation	145,478,429
State Equalization Ratio	71.31

1980 PROPERTY TAX		
STATE EQUALIZED TAX RATE →	1.43	
Local District School Taxes		2,095,780.27
Regional & Consolidated School Tax		
School Taxes in Municipal Budget		
County Taxes	1.06	* 1,563,111.17
County Library Taxes		
Local Municipal Purpose Taxes	1.03	1,520,300.00
Veteran & Senior Citizen Taxes		4,446,760.00
Total Taxes for Rate Computation	3.52	9,625,951.44
Special District Taxes		
Bank Corp. Taxes		36,786.03
Added and Omitted Taxes		10,206.47
Total Taxes Levied - ABSTRACT		5,226,183.94
Total Taxes Billed		5,189,839.26
1980 TAXES COLLECTED		4,703,494.93
1980 Taxes Cancelled, Abated or Adjusted		2,579.29
Transfer to Tax Title Liens or Foreclosed		110,923.42
Balance Outstanding Dec. 31, 1980		372,841.62
PRIOR YEARS TAXES OUTSTANDING		
Balance January 1, 1980		411,283.57
Collected in 1980		308,860.92
Cancelled, Abated or Adjusted 1980		
Transfers to Tax Title Liens or Foreclosed		
Balance December 31, 1980		102,422.65
TAX TITLE LIENS OUTSTANDING		
Balance January 1, 1980		224,397.01
Transfer From Taxes		110,923.42
Redeemed in 1980		68,223.09
Cancelled, Abated or Adjusted (1980)		
Transfers to Foreclosed Property		
Balance December 31, 1980		267,097.34
PROPERTY ACQUIRED BY DEED OR FORECLOSURE		
Balance January 1, 1980		307,550.00
Transfers From Taxes or Liens		
Sale for Cash (1980)		9,471.00
Cancelled, Abated or Adjusted (1980)		
Balance December 31, 1980		298,079.00
CURRENT FINANCES DECEMBER 31, 1980 ASSETS		
Cash Dec. 31, 1980		1,658,530.46
Taxes Receivable		475,264.27
Tax Title Liens		267,097.34
Foreclosed Property		298,079.00
Emergencies & Other Deferred Charges		117,405.71
State and Federal Aid Receivable		6,910.18
Other Receivables		262,150.78
Total		3,085,437.74
LIABILITIES, RESERVES, AND SURPLUS		
Cash Liabilities		520,909.90
Reserves for Receivables		1,255,026.64
Surplus Dec. 31, 1980		1,309,501.20
Total		3,085,437.74

*Includes County Health Service Taxes or County Vocational School Taxes. See Table 13, pgs. 675, 676.

1806

Population 1970	30,355
Population 1980	29,175
S & P Rating	AA
Moody Rating	AA

General Tax Rate Per $100. 4.11

State Equalized Tax Rate 2.35

BRIDGEWATER TOWNSHIP – SOMERSET CO.

Form of Government:
Mayor-Council Plan B (OMCL50)
Number of Members of Governing Body 5

PER CAPITA		PER CENT	
Gross Debt	1,226.96	Gross Debt	4.17
Net Debt	764.45	Net Debt	2.60
Debt Service	27.83	Tax Levy Collected	97.34
Total Tax Levy	789.08	Tax Levy Cancelled, Abated or Adjusted	.03
Municipal Expenditures	260.24		

EXPENDITURES	
GENERAL GOVERNMENT	
Governing Body & Public Boards	162,594.00
Municipal Clerk	79,422.00
Financial Administration	62,962.00
Assessment of Taxes	50,125.00
Collection of Taxes	71,102.00
Planning, Housing & Development	36,475.00
Human Resources	
Elections	3,350.00
General Administration (other)	1,242,433.16
JUDICIARY	
Municipal Courts	70,378.00
PUBLIC SAFETY	
Fire Protection	149,609.00
Police Protection	1,568,898.00
Civil Defense & Disaster Control	
Environmental Inspection & Control	124,716.00
Other Public Safety	
PUBLIC WORKS	
Streets and Drainage	1,149,097.00
Sewers and Sewage Processing	
Garbage and Trash Disposal	
Public Buildings and Grounds	95,892.00
Other Public Works	99,616.00
HEALTH and WELFARE	
Health Services Except Environmental	63,897.00
Welfare-Public Assistance	43,159.00
Hospitals, Clinics, First Aid	2,500.00
Animal, Insect, & Rodent Control	5,000.00
Other Welfare Services	
RECREATION and CONSERVATION	
Beaches and Boardwalks	
Parks, Playgrounds, Shade Trees	151,724.00
Land Reclamation & Conservation	20,064.00
Other Recreational Services	211,114.00
EDUCATION (excluding schools)	
Libraries	1,000.00
Other Educational Services	
STATUTORY EXPENDITURES	
Pensions & F. I. C. A.	446,640.12
Employee Fringe Benefits	
Other Statutory Expenditures	19,750.00
CETA And Other Public Employment Programs	
MUNICIPAL FUNCTIONS TOTAL	5,931,517.28
CAPITAL IMPROVEMENTS *MEMO*	139,000.00
DEBT SERVICE	
Principal Payments	410,000.00
Interest Payments	256,039.00
DEFERRED CHARGES	84,812.60
SCHOOL, COUNTY, SPECIAL DISTRICT TAXES	21,648,766.57
RESERVE FOR UNCOLLECTED TAXES	910,160.00
EXPENDITURES TOTAL	29,241,295.45

REVENUES-REALIZED		
1980 Property Taxes Collected		22,402,033.47
1980 Payments in Lieu of Taxes		
Delinquent Tax & Lien Collections		529,790.94
Business Personalty Replacement Taxes		2,083,808.88
Taxes from Public Utilities		2,218,740.00
Other Miscellaneous Tax Revenues		
State Aid Revenues		290,113.73
Federal Aid Revenues		3,218.00
State and Local Fiscal Assistance Act Utilized		180,081.73
Sale of Acquired Property		
Other Miscellaneous Revenues		1,466,392.43
	Total	29,174,179.18
Prior Years Surplus Appropriated		861,000.00
REVENUES	TOTAL	30,035,179.18
Reserve For Uncollected Taxes		910,160.00
CAPITAL OUTLAY	TOTAL	6,274,245.12
Public Enterprises		1,421,930.42
Recreation—Culture		987,202.43
Public Works		872,671.04
Buildings and Grounds		180,180.04
Library and Education		2,812,261.19
Conservation		
All Other		

CAPITAL DEBT AUTHORIZED, DECEMBER 31, 1980

ISSUED AND UNISSUED	GROSS DEBT	NET DEBT
School	6,909,432	
Self-liquidating	7,112,000	527,846
Other	21,775,073	21,775,073
Total	35,796,505	22,302,920

ISSUED AND OUTSTANDING	
School	
Self-Liquidating	7,112,000.00
Other	9,112,000.00
Total	16,224,000.00
EQUALIZED VALUATION BASIS FOR NET DEBT COMPUTATION	857,896,803

REAL PROPERTY VALUATIONS

Code	Class	# of Parcels	% VAL'N	ASSESSED VALUATION
1	Vacant Land	1361	2.80	15,339,760.00
2	Residential	8261	62.96	345,513,925.00
3	Farm	120	.88	4,834,036.00
4a	Commercial	185	9.07	49,773,600.00
4b	Industrial	52	23.42	128,536,450.00
4c	Apartments	36	.88	4,815,000.00
Total		10015		548,812,771.00

Land Area 32.30 Sq. Miles

Net Valuation Taxable-Municipal	550,571,935
Net Valuation Taxable-County	549,970,571
State Equalized Valuation	961,804,174
State Equalization Ratio	57.34

1980 PROPERTY TAX		
STATE EQUALIZED TAX RATE →		
Local District School Taxes		
Regional & Consolidated School Tax	1.71	16,465,061.98
School Taxes in Municipal Budget		
County Taxes	.48	4,645,888.91
County Library Taxes	.03	281,227.68
Local Municipal Purpose Taxes	.13	1,230,282.96
Veteran & Senior Citizen Taxes		187,190.00
Total Taxes for Rate Computation	2.35	22,809,651.53
Special District Taxes		256,588.00
Bank Corp. Taxes		15,751.67
Added and Omitted Taxes		126,649.25
Total Taxes Levied - ABSTRACT		23,021,450.45
Total Taxes Billed		23,014,679.13
1980 TAXES COLLECTED		22,402,033.47
1980 Taxes Cancelled, Abated or Adjusted		6,051.06
Transfer to Tax Title Liens or Foreclosed		68,371.46
Balance Outstanding Dec. 31, 1980		538,223.14

PRIOR YEARS TAXES OUTSTANDING	
Balance January 1, 1980	470,465.18
Collected in 1980	443,192.08
Cancelled, Abated or Adjusted 1980	
Transfers to Tax Title Liens or Foreclosed	26,624.67
Balance December 31, 1980	648.43
TAX TITLE LIENS OUTSTANDING	
Balance January 1, 1980	157,530.66
Transfer From Taxes	89,186.84
Redeemed in 1980	86,598.86
Cancelled, Abated or Adjusted (1980)	
Transfers to Foreclosed Property	
Balance December 31, 1980	160,118.64
PROPERTY ACQUIRED BY DEED OR FORECLOSURE	
Balance January 1, 1980	291,571.00
Transfers From Taxes or Liens	
Sale for Cash (1980)	
Cancelled, Abated or Adjusted (1980)	
Balance December 31, 1980	291,571.00

CURRENT FINANCES DECEMBER 31, 1980	
ASSETS	
Cash Dec. 31, 1980	3,245,289.58
Taxes Receivable	538,871.57
Tax Title Liens	160,118.64
Foreclosed Property	291,571.00
Emergencies & Other Deferred Charges	3,217.58
State and Federal Aid Receivable	
Other Receivables	123,063.08
Total	4,362,131.85
LIABILITIES, RESERVES, AND SURPLUS	
Cash Liabilities	771,339.99
Reserves for Receivables	1,113,624.29
Surplus Dec. 31, 1980	2,477,167.57
Total	4,362,131.85

1308

Population 1970	3,610
Population 1980	4,068
S & P Rating	
Moody Rating	

General Tax Rate Per $100. 3.98

State Equalized Tax Rate 2.14

BRIELLE BOROUGH — MONMOUTH CO.

Form of Government:
Borough Council
Number of Members on Governing Body 6

PER CAPITA:		PER CENT:	
Gross Debt	1,200.04	Gross Debt	4.35
Net Debt	174.31	Net Debt	.63
Debt Service	4.20	Tax Levy Collected	96.18
Total Tax Levy	686.92	Tax Levy Cancelled, Abated or Adjusted	
Municipal Expenditures	361.64		

EXPENDITURES		REVENUES-REALIZED	
GENERAL GOVERNMENT			
Governing Body & Public Boards			
Municipal Clerk		1980 Property Taxes Collected	2,685,821.25
Financial Administration	6,100.00	1980 Payments in Lieu of Taxes	
Assessment of Taxes	9,706.00	Delinquent Tax & Lien Collections	73,510.34
Collection of Taxes	17,400.00	Business Personalty Replacement Taxes	35,274.52
Planning, Housing & Development	20,549.77	Taxes from Public Utilities	137,824.00
Human Resources		Other Miscellaneous Tax Revenues	
Elections		State Aid Revenues	28,829.31
General Administration (other)	162,102.00	Federal Aid Revenues	11,542.12
JUDICIARY		State and Local Fiscal Assistance Act Utilized	41,176.50
Municipal Courts	15,600.00	Sale of Acquired Property	
PUBLIC SAFETY		Other Miscellaneous Revenues	258,339.65
Fire Protection	25,100.00	Total	3,272,317.69
Police Protection	479,821.00	Prior Years Surplus Appropriated	466,400.00
Civil Defense & Disaster Control		REVENUES TOTAL	3,738,717.69
Environmental Inspection & Control	17,000.00	Reserve For Uncollected Taxes	205,978.30
Other Public Safety		CAPITAL OUTLAY TOTAL	680,569.44
PUBLIC WORKS			
Streets and Drainage	126,166.75	Public Enterprises	667,859.72
Sewers and Sewage Processing		Recreation—Culture	
Garbage and Trash Disposal	141,423.00	Public Works	12,709.72
Public Buildings and Grounds	35,000.00	Buildings and Grounds	
Other Public Works		Library and Education	
HEALTH and WELFARE		Conservation	
Health Services Except Environmental	15,454.06	All Other	
Welfare-Public Assistance	3,500.00	CAPITAL DEBT AUTHORIZED, DECEMBER 31, 1980	
Hospitals, Clinics, First Aid		ISSUED AND UNISSUED — GROSS DEBT — NET DEBT	
Animal, Insect, & Rodent Control		School 265,000	
Other Welfare Services		Self-liquidating 3,910,672	
RECREATION and CONSERVATION		Other 706,097 — 709,097	
Beaches and Boardwalks		Total 4,881,769 — 709,097	
Parks, Playgrounds, Shade Trees	1,500.00		
Land Reclamation & Conservation	20.00	ISSUED AND OUTSTANDING	
Other Recreational Services	7,750.94	School	265,000.00
EDUCATION (excluding schools)		Self-Liquidating	3,249,843.79
Libraries	21,000.00	Other	148,090.17
Other Educational Services	300.00	Total	3,662,933.96
STATUTORY EXPENDITURES		EQUALIZED VALUATION BASIS FOR NET DEBT COMPUTATION	112,272,366
Pensions & F. I. C. A.	87,358.69	REAL PROPERTY VALUATIONS	
Employee Fringe Benefits	37,500.00	Code Class # of Parcels % VAL'N — ASSESSED VALUATION	
Other Statutory Expenditures	3,000.00	1 Vacant Land 291 4.44 — 3,056,700.00	
CETA And Other Public Employment Programs	14,753.67	2 Residential 1352 79.12 — 54,489,800.00	
MUNICIPAL FUNCTIONS TOTAL	1,248,105.88	3 Farm	
CAPITAL IMPROVEMENTS *MEMO*		4a Commercial 87 12.28 — 8,457,200.00	
DEBT SERVICE		4b Industrial	
Principal Payments	12,000.00	4c Apartments 3 4.16 — 2,862,000.00	
Interest Payments	5,073.00	Total 1733 — 68,865,700.00	
		Land Area 1.65 Sq. Miles	
DEFERRED CHARGES		Net Valuation Taxable-Municipal	69,241,585
SCHOOL, COUNTY, SPECIAL DISTRICT TAXES	2,063,276.14	Net Valuation Taxable-County	115,958,157
RESERVE FOR UNCOLLECTED TAXES	205,978.30	State Equalized Valuation	128,189,409
EXPENDITURES TOTAL	3,534,433.32	State Equalization Ratio	53.88

1980 PROPERTY TAX		
STATE EQUALIZED TAX RATE		
Local District School Taxes	1.08	1,392,487.40
Regional & Consolidated School Tax		
School Taxes in Municipal Budget		
County Taxes	.50	646,375.77
County Library Taxes	.02	24,412.97
Local Municipal Purpose Taxes	.54	691,834.00
Veteran & Senior Citizen Taxes		27,040.00
Total Taxes for Rate Computation	2.14	2,782,150.14
Special District Taxes		
Bank Corp. Taxes		1,792.58
Added and Omitted Taxes		37,505.49
Total Taxes Levied - ABSTRACT		2,794,408.21
Total Taxes Billed		2,792,615.63
1980 TAXES COLLECTED		2,685,821.25
1980 Taxes Cancelled, Abated or Adjusted		
Transfer to Tax Title Liens or Foreclosed		
Balance Outstanding Dec. 31, 1980		106,794.38
PRIOR YEARS TAXES OUTSTANDING		
Balance January 1, 1980		74,059.43
Collected in 1980		72,361.42
Cancelled, Abated or Adjusted 1980		
Transfers to Tax Title Liens or Foreclosed		
Balance December 31, 1980		1,698.01
TAX TITLE LIENS OUTSTANDING		
Balance January 1, 1980		34,523.49
Transfer From Taxes		
Redeemed in 1980		1,148.92
Cancelled, Abated or Adjusted (1980)		
Transfers to Foreclosed Property		
Balance December 31, 1980		33,374.57
PROPERTY ACQUIRED BY DEED OR FORECLOSURE		
Balance January 1, 1980		11,200.00
Transfers From Taxes or Liens		
Sale for Cash (1980)		
Cancelled, Abated or Adjusted (1980)		
Balance December 31, 1980		11,200.00
CURRENT FINANCES DECEMBER 31, 1980		
ASSETS		
Cash Dec. 31, 1980		1,324,120.60
Taxes Receivable		108,492.39
Tax Title Liens		33,374.57
Foreclosed Property		11,200.00
Emergencies & Other Deferred Charges		20,150.14
State and Federal Aid Receivable		12,788.00
Other Receivables		67,002.73
Total		1,577,128.43
LIABILITIES, RESERVES, AND SURPLUS		
Cash Liabilities		860,372.49
Reserves for Receivables		220,069.69
Surplus Dec. 31, 1980		496,686.25
Total		1,577,128.43

1980/3000

0103

Population 1970	6,830
Population 1980	8,318
S & P Rating	BBB+
Moody Rating	A

General Tax Rate Per $100. 1.80

State Equalized Tax Rate 1.26

BRIGANTINE CITY – ATLANTIC CO.

Form of Government:
Commission (1911)
Number of Members on Governing Body 3

PER CAPITA		PER CENT:	
Gross Debt	1,254.99	Gross Debt	3.37
Net Debt	555.95	Net Debt	1.49
Debt Service	60.31	Tax Levy Collected	96.46
Total Tax Levy	623.21	Tox Levy Cancelled, Abated or Adjusted	
Municipal Expenditures	467.14		

EXPENDITURES	
GENERAL GOVERNMENT	
Governing Body & Public Boords	
Municipal Clerk	
Financial Administration	9,500.00
Assessment of Toxes	135,050.00
Collection of Taxes	65,850.00
Planning, Housing & Development	16,550.00
Human Resources	
Elections	6,650.00
Generol Administration (other)	352,461.35
JUDICIARY	
Municipal Courts	18,100.00
PUBLIC SAFETY	
Fire Protection	467,650.00
Police Protection	587,400.00
Civil Defense & Disoster Control	200.00
Environmental Inspection & Control	37,750.00
Other Public Safety	
PUBLIC WORKS	
Streets and Drainage	297,666.00
Sewers and Sewage Processing	163,967.32
Gorbage and Trash Disposal	117,100.00
Public Buildings ond Grounds	50,964.81
Other Public Works	
HEALTH and WELFARE	
Health Services Except Environmental	
Welfore-Public Assistonce	7,450.00
Hospitals, Clinics, First Aid	
Animal, Insect, & Rodent Control	100.00
Other Welfare Services	
RECREATION and CONSERVATION	
Beaches ond Boardwalks	204,450.00
Parks, Playgrounds, Shade Trees	149,500.00
Land Reclamotion & Conservation	
Other Recreational Services	
EDUCATION (excluding schools)	
Libraries	100.00
Other Educationol Services	
STATUTORY EXPENDITURES	
Pensions & F. I. C. A.	231,198.04
Employee Fringe Benefits	86,525.00
Other Statutory Expenditures	8,000.00
CETA And Other Public Employment Programs	63,125.00
MUNICIPAL FUNCTIONS TOTAL	3,077,307.52
CAPITAL IMPROVEMENTS *MEMO*	45,000.00
DEBT SERVICE	
Principal Payments	242,773.50
Interest Payments	258,874.51
TYPE I SCHL DEBT *MEMO	77,021.68
DEFERRED CHARGES	33,368.34
SCHOOL, COUNTY, SPECIAL DISTRICT TAXES	3,511,060.65
RESERVE FOR UNCOLLECTED TAXES	273,307.69
EXPENDITURES TOTAL	7,396,692.21

REVENUES-REALIZED		
1980 Property Toxes Collected		4,995,659.09
1980 Payments in Lieu of Taxes		
Delinquent Tax & Lien Collections		147,499.74
Business Personalty Replacement Taxes		28,361.64
Taxes from Public Utilities		302,542.00
Other Miscellaneous Tax Revenues		
State Aid Revenues		51,358.63
Federol Aid Revenues		61,553.04
State ond Locol Fiscal Assistance Act Utilized		120,226.00
Sale of Acquired Property		
Other Miscellaneous Revenues		628,002.22
	Total	6,335,202.36
Prior Years Surplus Appropriated		721,596.29
REVENUES	TOTAL	7,056,798.65
Reserve For Uncollected Toxes		273,307.69
CAPITAL OUTLAY	TOTAL	1,346,438.03
Public Enterprises		541,913.69
Recreation—Culture		
Public Works		786,703.55
Buildings ond Grounds		7,820.79
Library and Educotion		
Conservation		10,000.00
All Other		

CAPITAL DEBT AUTHORIZED, DECEMBER 31, 1980

ISSUED AND UNISSUED	GROSS DEBT	NET DEBT
School	673,458	
Self-liquidating	4,561,128	
Other	5,204,413	4,624,413
Total	10,439,000	4,624,413

ISSUED AND OUTSTANDING	
School	673,458.14
Self-Liquidating	4,558,628.50
Other	5,202,413.36
Totol	10,434,500.00
EQUALIZED VALUATION BASIS FOR NET DEBT COMPUTATION	309,443,116

REAL PROPERTY VALUATIONS

Code	Class	# of Porcels	% VAL'N	ASSESSED VALUATION
1	Vacont Lond	1202	9.20	25,966,200.00
2	Residential	4432	80.89	228,370,700.00
3	Farm			
4a	Commerciol	132	7.26	20,501,900.00
4b	Industrial			
4c	Apartments	36	2.65	7,472,200.00
Total		5802		282,311,000.00

Land Area	6.39 Sq. Miles
Net Valuation Taxable-Municipal	284,866,121
Net Valuation Taxable-County	319,798,062
State Equalized Valuation	404,078,375
State Equalization Ratio	70.31

1980 PROPERTY TAX		
STATE EQUALIZED TAX RATE		
Local District School Taxes	.36	1,473,357.00
Regional & Consolidated School Tax		
School Taxes in Municipal Budget	.02	77,021.68
County Taxes	.47	* 1,901,905.39
County Library Toxes	.01	58,776.58
Local Municipal Purpose Taxes	.40	1,611,015.07
Veteran & Senior Citizen Toxes		91,720.00
Total Toxes for Rote Computotion	1.26	5,213,795.72
Special District Taxes		
Bank Corp. Taxes		4,988.33
Added and Omitted Taxes		56,789.32
Total Taxes Levied - ABSTRACT		5,183,853.37
Total Taxes Billed		5,178,865.04
1980 TAXES COLLECTED		4,995,659.09
1980 Taxes Cancelled, Abated or Adjusted		
Transfer to Tax Title Liens or Foreclosed		10,256.40
Balance Outstanding Dec. 31, 1980		172,949.55
PRIOR YEARS TAXES OUTSTANDING		
Balance January 1, 1980		137,507.21
Collected in 1980		130,110.03
Cancelled, Abated or Adjusted 1980		37.73
Transfers to Tax Title Liens or Foreclosed		7,359.45
Balance December 31, 1980		
TAX TITLE LIENS OUTSTANDING		
Balance January 1, 1980		20,347.57
Transfer From Taxes		18,750.11
Redeemed in 1980		17,389.71
Cancelled, Abated or Adjusted (1980)		
Transfers to Foreclosed Property		
Balance December 31, 1980		21,707.97
PROPERTY ACQUIRED BY DEED OR FORECLOSURE		
Balance January 1, 1980		350,901.00
Transfers From Taxes or Liens		
Sale for Cash (1980)		
Cancelled, Abated or Adjusted (1980)		
Balance December 31, 1980		350,901.00

CURRENT FINANCES DECEMBER 31, 1980	
ASSETS	
Cash Dec. 31, 1980	439,453.03
Taxes Receivable	172,949.55
Tox Title Liens	21,707.97
Foreclosed Property	350,901.00
Emergencies & Other Deferred Chorges	201,182.30
State and Federol Aid Receivable	
Other Receivables	7,083.37
Total	1,193,277.22
LIABILITIES, RESERVES, AND SURPLUS	
Cash Liobilities	438,067.83
Reserves for Receivables	552,641.89
Surplus Dec. 31, 1980	202,567.50
Total	1,193,277.22

1980/3000

* ABOVE DEBT SERVICE INCLUDES TYPE I SCHOOL DEBT

*Includes County Health Service Taxes or County Vocational School Taxes.. See Table 13, pgs. 675, 676.

0407

Population 1970 2,875
Population 1980 2,133
S & P Rating
Moody Rating

General Tax Rate Per $100. 2.99
State Equalized Tax Rate 2.69

BROOKLAWN BOROUGH — CAMDEN CO.

Form of Government:
Borough Council
Number of Members on Governing Body 6

PER CAPITA:		PER CENT:	
Gross Debt	100.56	Gross Debt	.80
Net Debt	68.21	Net Debt	.55
Debt Service	3.66	Tax Levy Collected	91.43
Total Tax Levy	365.53	Tax Levy Cancelled, Abated or Adjusted	.68
Municipal Expenditures	219.68		

EXPENDITURES	
GENERAL GOVERNMENT	
Governing Body & Public Boards	
Municipal Clerk	7,500.00
Financial Administration	9,600.00
Assessment of Taxes	2,327.50
Collection of Taxes	4,374.00
Planning, Housing & Development	6,990.00
Human Resources	
Elections	1,921.95
General Administration (other)	49,421.60
JUDICIARY	
Municipal Courts	15,814.60
PUBLIC SAFETY	
Fire Protection	10,000.00
Police Protection	91,154.00
Civil Defense & Disaster Control	25.00
Environmental Inspection & Control	2,075.00
Other Public Safety	
PUBLIC WORKS	
Streets and Drainage	111,430.00
Sewers and Sewage Processing	22,526.00
Garbage and Trash Disposal	24,000.00
Public Buildings and Grounds	20,558.00
Other Public Works	
HEALTH and WELFARE	
Health Services Except Environmental	679.69
Welfare-Public Assistance	3,120.00
Hospitals, Clinics, First Aid	
Animal, Insect, & Rodent Control	
Other Welfare Services	
RECREATION and CONSERVATION	
Beaches and Boardwalks	
Parks, Playgrounds, Shade Trees	2,000.00
Land Reclamation & Conservation	
Other Recreational Services	800.00
EDUCATION (excluding schools)	
Libraries	
Other Educational Services	
STATUTORY EXPENDITURES	
Pensions & F. I. C. A.	12,753.34
Employee Fringe Benefits	7,000.00
Other Statutory Expenditures	750.00
CETA And Other Public Employment Programs	5,994.00
MUNICIPAL FUNCTIONS TOTAL	412,814.68
CAPITAL IMPROVEMENTS *MEMO*	
DEBT SERVICE	
Principal Payments	
Interest Payments	7,809.34
DEFERRED CHARGES	3,900.00
SCHOOL, COUNTY, SPECIAL DISTRICT TAXES	716,690.20
RESERVE FOR UNCOLLECTED TAXES	44,046.00
EXPENDITURES TOTAL	1,185,260.22

REVENUES-REALIZED		
1980 Property Taxes Collected		713,231.27
1980 Payments in Lieu of Taxes		
Delinquent Tax & Lien Collections		37,702.77
Business Personalty Replacement Taxes		28,528.64
Taxes from Public Utilities		93,735.00
Other Miscellaneous Tax Revenues		70,000.00
State Aid Revenues		19,684.93
Federal Aid Revenues		7,676.32
State and Local Fiscal Assistance Act Utilized		10,680.00
Sale of Acquired Property		
Other Miscellaneous Revenues		131,669.58
	Total	1,112,908.51
Prior Years Surplus Appropriated		75,000.00
REVENUES	TOTAL	1,187,908.51
Reserve For Uncollected Taxes		44,046.00
CAPITAL OUTLAY	TOTAL	3,038.12
Public Enterprises		3,038.12
Recreation—Culture		
Public Works		
Buildings and Grounds		
Library and Education		
Conservation		
All Other		

CAPITAL DEBT AUTHORIZED, DECEMBER 31, 1980

ISSUED AND UNISSUED	GROSS DEBT	NET DEBT
School		
Self-liquidating	69,000	
Other	145,500	145,500
Total	214,500	145,500

ISSUED AND OUTSTANDING		
School		
Self-Liquidating		51,000.00
Other		132,000.00
	Total	183,000.00
EQUALIZED VALUATION BASIS FOR NET DEBT COMPUTATION		26,661,682

REAL PROPERTY VALUATIONS

Code	Class	# of Parcels	% VAL'N	ASSESSED VALUATION
1	Vacant Land	52	1.09	278,640.00
2	Residential	650	69.24	17,663,700.00
3	Farm			
4a	Commercial	58	25.95	6,620,100.00
4b	Industrial	5	1.69	432,200.00
4c	Apartments	4	2.03	517,700.00
Total		769		25,512,340.00

Land Area	.49 Sq. Miles	
Net Valuation Taxable-Municipal		25,927,266
Net Valuation Taxable-County		27,997,784
State Equalized Valuation		28,670,923
State Equalization Ratio		90.29

1980 PROPERTY TAX		
STATE EQUALIZED TAX RATE		
Local District School Taxes	1.35	387,448.00
Regional & Consolidated School Tax		
School Taxes in Municipal Budget		
County Taxes	1.12	* 322,176.37
County Library Taxes	.02	7,065.83
Local Municipal Purpose Taxes	.20	57,352.00
Veteran & Senior Citizen Taxes		32,030.00
Total Taxes for Rate Computation	2.69	806,072.20
Special District Taxes		
Bank Corp. Taxes		5,050.90
Added and Omitted Taxes		585.26
Total Taxes Levied - ABSTRACT		779,678.36
Total Taxes Billed		780,085.48
1980 TAXES COLLECTED		713,231.27
1980 Taxes Cancelled, Abated or Adjusted		5,338.96
Transfer to Tax Title Liens or Foreclosed		5,431.54
Balance Outstanding Dec. 31, 1980		56,083.71

PRIOR YEARS TAXES OUTSTANDING	
Balance January 1, 1980	31,955.05
Collected in 1980	29,702.77
Cancelled, Abated or Adjusted 1980	
Transfers to Tax Title Liens or Foreclosed	
Balance December 31, 1980	2,252.28
TAX TITLE LIENS OUTSTANDING	
Balance January 1, 1980	22,664.94
Transfer From Taxes	5,431.54
Redeemed in 1980	8,000.00
Cancelled, Abated or Adjusted (1980)	
Transfers to Foreclosed Property	
Balance December 31, 1980	20,096.48
PROPERTY ACQUIRED BY DEED OR FORECLOSURE	
Balance January 1, 1980	94,975.00
Transfers From Taxes or Liens	
Sale for Cash (1980)	
Cancelled, Abated or Adjusted (1980)	
Balance December 31, 1980	94,975.00

CURRENT FINANCES DECEMBER 31, 1980	
ASSETS	
Cash Dec. 31, 1980	352,100.07
Taxes Receivable	58,335.99
Tax Title Liens	20,096.48
Foreclosed Property	94,975.00
Emergencies & Other Deferred Charges	16,446.99
State and Federal Aid Receivable	21,729.61
Other Receivables	1,548.60
Total	565,232.74
LIABILITIES, RESERVES, AND SURPLUS	
Cash Liabilities	271,695.95
Reserves for Receivables	174,956.07
Surplus Dec. 31, 1980	118,580.72
Total	565,232.74

*Includes County Health Service Taxes or County Vocational School Taxes. See Table 13, pgs. 675, 676.

0104

Populotion 1970 3,295
Populotion 1980 3,642
S & P Roting
Moody Rating

Generol Tax Rate Per $100. 3.23
State Equolized Tox Rate 2.29

BUENA BOROUGH – ATLANTIC CO.

Form of Government:
Borough Council
Number of Members on Governing Body 6

PER CAPITA:		PER CENT:	
Gross Debt	522.09	Gross Debt	4.12
Net Debt	186.52	Net Debt	1.47
Debt Service	16.71	Tax Levy Collected	92.00
Total Tax Levy	336.82	Tox Levy Cancelled, Aboted or Adjusted	
Municipal Expenditures	217.25		

EXPENDITURES	
GENERAL GOVERNMENT	
Governing Body & Public Boords	15,000.00
Municipal Clerk	6,066.40
Financiol Administration	14,066.40
Assessment of Taxes	7,896.00
Collectian of Toxes	9,725.00
Planning, Housing & Develapment	14,790.00
Human Resources	17,880.00
Elections	
General Administration (other)	58,570.00
JUDICIARY	
Municipal Courts	9,880.00
PUBLIC SAFETY	
Fire Protection	
Police Protection	104,036.00
Civil Defense & Disaster Control	700.00
Environmentol Inspection & Cantral	700.00
Other Public Sofety	20,732.00
PUBLIC WORKS	
Streets and Droinage	107,565.00
Sewers and Sewage Processing	
Garbage and Trash Disposol	27,175.00
Public Buildings and Grounds	41,820.00
Other Public Works	1,000.00
HEALTH and WELFARE	
Health Services Except Environmentol	3,750.00
Welfare-Public Assistance	4,510.00
Hospitals, Clinics, First Aid	
Animal, Insect, & Rodent Control	100.00
Other Welfore Services	
RECREATION and CONSERVATION	
Beoches and Boardwalks	
Porks, Playgraunds, Shode Trees	
Land Reclamatian & Canservation	
Other Recreational Services	9,000.00
EDUCATION (excluding schools)	
Libraries	
Other Educatianal Services	
STATUTORY EXPENDITURES	
Pensians & F. I. C. A.	26,500.00
Employee Fringe Benefits	9,000.00
Other Statutary Expenditures	2,500.00
CETA And Other Public Employment Progroms	55,513.00
MUNICIPAL FUNCTIONS TOTAL	568,474.80
CAPITAL IMPROVEMENTS *MEMO*	9,194.56
DEBT SERVICE	
Principal Payments	28,730.00
Interest Payments	32,118.78
DEFERRED CHARGES	48,583.16
SCHOOL, COUNTY, SPECIAL DISTRICT TAXES	1,002,111.45
RESERVE FOR UNCOLLECTED TAXES	113,327.80
EXPENDITURES TOTAL	1,793,345.99

REVENUES-REALIZED		
1980 Praperty Taxes Collected		1,126,530.50
1980 Payments in Lieu of Taxes		
Delinquent Tax & Lien Collectians		116,361.34
Business Personalty Replacement Taxes		45,562.20
Taxes fram Public Utilities		182,310.00
Other Miscellaneaus Tax Revenues		
State Aid Revenues		42,286.84
Federal Aid Revenues		45,484.57
State and Local Fiscol Assistonce Act Utilized		34,236.00
Sale af Acquired Praperty		
Other Miscellaneous Revenues		53,571.97
	Totol	1,646,343.42
Priar Yeors Surplus Appropriated		100,000.00
REVENUES	TOTAL	1,746,343.42
Reserve For Uncallected Taxes		113,327.80
CAPITAL OUTLAY	TOTAL	90,686.85
Public Enterprises		
Recreation—Culture		
Public Warks		87,686.85
Buildings and Grounds		3,000.00
Library and Educatian		
Conservatian		
All Other		

CAPITAL DEBT AUTHORIZED, DECEMBER 31, 1980

ISSUED AND UNISSUED	GROSS DEBT	NET DEBT
School	1,222,144	
Self-liquidoting		
Other	679,300	679,300
Total	1,901,444	679,300

ISSUED AND OUTSTANDING		
School		1,222,144.65
Self-Liquidating		
Other		669,300.00
	Total	1,891,444.65
EQUALIZED VALUATION BASIS FOR NET DEBT COMPUTATION		46,152,888

REAL PROPERTY VALUATIONS

Code	Class	# of Parcels	% VAL'N	ASSESSED VALUATION
1	Vacant Land	335	2.25	785,800.00
2	Residential	946	61.85	21,579,600.00
3	Farm	258	11.05	3,853,800.00
4a	Commercial	97	13.17	4,593,500.00
4b	Industrial	8	9.18	3,203,900.00
4c	Apartments	4	2.50	873,000.00
Totol		1648		34,889,600.00

Land Area 7.40 Sq. Miles

Net Valuotian Taxable-Municipol	36,088,230
Net Valuotion Taxable-Caunty	50,475,738
State Equolized Valuotion	50,381,215
State Equalizatian Ratio	70.94

1980 PROPERTY TAX		
STATE EQUALIZED TAX RATE →		
Local District School Taxes		
Regional & Consolidoted School Tox	1.29	657,311.68
School Taxes in Municipol Budget		
County Taxes	.59	* 298,992.69
County Library Taxes	.02	9,277.08
Local Municipal Purpose Taxes	.39	197,450.50
Veteran & Senior Citizen Taxes		44,820.00
Total Taxes for Rate Computation	2.29	1,207,851.95
Special District Taxes		36,530.00
Bank Corp. Taxes		8,476.80
Added and Omitted Taxes		18,644.35
Total Taxes Levied - ABSTRACT		1,226,683.10
Total Taxes Billed		1,224,509.99
1980 TAXES COLLECTED		1,126,530.50
1980 Taxes Cancelled, Aboted or Adjusted		
Transfer to Tax Title Liens or Foreclosed		10,879.60
Balance Outstanding Dec. 31, 1980		87,099.89

PRIOR YEARS TAXES OUTSTANDING	
Balance Janvory 1, 1980	112,741.77
Collected in 1980	108,856.54
Cancelled, Abated or Adjusted 1980	
Transfers to Tax Title Liens or Foreclosed	3,495.37
Balance December 31, 1980	389.86
TAX TITLE LIENS OUTSTANDING	
Balance January 1, 1980	28,522.38
Transfer From Taxes	14,753.71
Redeemed in 1980	7,504.80
Cancelled, Abated ar Adjusted (1980)	
Transfers to Foreclosed Praperty	
Balance December 31, 1980	35,771.29
PROPERTY ACQUIRED BY DEED OR FORECLOSURE	
Balance January 1, 1980	27,500.00
Transfers From Taxes or Liens	
Sale for Cash (1980)	
Cancelled, Abated or Adjusted (1980)	
Balance December 31, 1980	27,500.00

CURRENT FINANCES DECEMBER 31, 1980

ASSETS	
Cash Dec. 31, 1980	364,119.25
Taxes Receivable	87,499.75
Tax Title Liens	35,771.29
Foreclosed Property	27,500.00
Emergencies & Other Deferred Charges	38,607.21
State and Federal Aid Receivable	3,526.69
Other Receivables	3,738.47
Totol	560,752.66
LIABILITIES, RESERVES, AND SURPLUS	
Cash Liabilities	173,554.87
Reserves for Receivables	154,499.51
Surplus Dec. 31, 1980	232,698.28
Totol	560,752.66

1980 3000

*Includes County Health Service Taxes or County Vocational School Taxes. See Table 13, pgs. 675, 676.

0105

Population 1970 4,250
Population 1980 6,959
S & P Rating
Moody Rating

General Tax Rate Per $100. 3.03
State Equalized Tax Rate 1.74

BUENA VISTA TOWNSHIP – ATLANTIC CO.

Form of Government:
Township Committee
Number of Members on Governing Body 5

PER CAPITA:		PER CENT:	
Gross Debt	393.08	Gross Debt	3.07
Net Debt	48.94	Net Debt	.38
Debt Service	2.59	Tax Levy Collected	83.37
Total Tax Levy	290.27	Tax Levy Cancelled, Abated or Adjusted	
Municipal Expenditures	162.00		

EXPENDITURES		REVENUES-REALIZED	
GENERAL GOVERNMENT			
Governing Body & Public Boards			
Municipal Clerk		1980 Property Taxes Collected	1,681,236.73
Financial Administration	15,500.00	1980 Payments in Lieu of Taxes	
Assessment of Taxes	25,200.20	Delinquent Tax & Lien Collections	354,206.18
Collection of Taxes	35,000.00	Business Personalty Replacement Taxes	45,571.32
Planning, Housing & Development	14,500.00	Taxes from Public Utilities	357,973.00
Human Resources	10,500.00	Other Miscellaneous Tax Revenues	
Elections	2,650.00	State Aid Revenues	33,478.69
General Administration (other)	125,600.00	Federal Aid Revenues	28,325.72
JUDICIARY		State and Local Fiscal Assistance Act Utilized	73,996.79
Municipal Courts	15,200.00	Sale of Acquired Property	31,876.30
PUBLIC SAFETY		Other Miscellaneous Revenues	253,079.86
Fire Protection	25,000.00	Total	2,859,744.59
Police Protection	12,700.00	Prior Years Surplus Appropriated	202,000.00
Civil Defense & Disaster Control	1,000.00	REVENUES TOTAL	3,061,744.59
Environmental Inspection & Control		Reserve For Uncollected Taxes	384,515.40
Other Public Safety		CAPITAL OUTLAY TOTAL	45,439.12
PUBLIC WORKS			
Streets and Drainage	297,996.79	Public Enterprises	
Sewers and Sewage Processing		Recreation—Culture	
Garbage and Trash Disposal		Public Works	14,703.12
Public Buildings and Grounds	30,999.00	Buildings and Grounds	30,736.00
Other Public Works		Library and Education	
HEALTH and WELFARE		Conservation	
Health Services Except Environmental	900.00	All Other	
Welfare-Public Assistance	3,525.00	CAPITAL DEBT AUTHORIZED, DECEMBER 31, 1980	
Hospitals, Clinics, First Aid		ISSUED AND UNISSUED — GROSS DEBT / NET DEBT	
Animal, Insect, & Rodent Control	11,000.00	School	2,394,855
Other Welfare Services		Self-liquidating	
RECREATION and CONSERVATION		Other	340,601 / 340,601
Beaches and Boardwalks		Total	2,735,456 / 340,601
Parks, Playgrounds, Shade Trees	25,000.00		
Land Reclamation & Conservation		ISSUED AND OUTSTANDING	
Other Recreational Services		School	2,394,855.35
EDUCATION (excluding schools)		Self-Liquidating	
Libraries		Other	300,000.00
Other Educational Services		Total	2,694,855.35
STATUTORY EXPENDITURES		EQUALIZED VALUATION BASIS	
Pensions & F. I. C. A.	29,277.32	FOR NET DEBT COMPUTATION	90,443,101
Employee Fringe Benefits		REAL PROPERTY VALUATIONS	
Other Statutory Expenditures	2,000.00		
CETA And Other Public Employment Programs	41,059.00		
MUNICIPAL FUNCTIONS TOTAL	724,607.31		
CAPITAL IMPROVEMENTS *MEMO*	50,000.00		
DEBT SERVICE			
Principal Payments			
Interest Payments	18,000.00		
DEFERRED CHARGES	203.20		
SCHOOL, COUNTY, SPECIAL DISTRICT TAXES	1,950,986.62		
RESERVE FOR UNCOLLECTED TAXES	384,515.40		
EXPENDITURES TOTAL	3,078,312.53		

Code	Class	# of Parcels	% VAL'N	ASSESSED VALUATION
1	Vacant Land	5798	22.00	13,240,165.00
2	Residential	1729	56.11	33,760,695.00
3	Farm	534	12.50	7,519,300.00
4a	Commercial	110	7.17	4,315,900.00
4b	Industrial	10	2.22	1,337,500.00
4c	Apartments			
Total		8181		60,173,560.00

Land Area	41.83 Sq. Miles
Net Valuation Taxable-Municipal	61,128,956
Net Valuation Taxable-County	93,067,092
State Equalized Valuation	105,280,017
State Equalization Ratio	57.68

1980 PROPERTY TAX		
STATE EQUALIZED TAX RATE →		
Local District School Taxes		
Regional & Consolidated School Tax	1.19	1,257,755.32
School Taxes in Municipal Budget		
County Taxes	.52	* 550,221.24
County Library Taxes	.02	17,105.06
Local Municipal Purpose Taxes	.02	24,332.91
Veteran & Senior Citizen Taxes		56,370.00
Total Taxes for Rate Computation	1.75	1,905,784.53
Special District Taxes		125,905.00
Bank Corp. Taxes		3,495.30
Added and Omitted Taxes		41,205.00
Total Taxes Levied - ABSTRACT		2,020,019.83
Total Taxes Billed		2,016,524.53
1980 TAXES COLLECTED		1,681,236.73
1980 Taxes Cancelled, Abated or Adjusted		
Transfer to Tax Title Liens or Foreclosed		
Balance Outstanding Dec. 31, 1980		335,287.80
PRIOR YEARS TAXES OUTSTANDING		
Balance January 1, 1980		263,780.45
Collected in 1980		228,732.99
Cancelled, Abated or Adjusted 1980		
Transfers to Tax Title Liens or Foreclosed		
Balance December 31, 1980		35,047.53
TAX TITLE LIENS OUTSTANDING		
Balance January 1, 1980		528,381.08
Transfer From Taxes		
Redeemed in 1980		125,473.26
Cancelled, Abated or Adjusted (1980)		
Transfers to Foreclosed Property		
Balance December 31, 1980		402,907.82
PROPERTY ACQUIRED BY DEED OR FORECLOSURE		
Balance January 1, 1980		110,779.66
Transfers From Taxes or Liens		
Sale for Cash (1980)		
Cancelled, Abated or Adjusted (1980)		
Balance December 31, 1980		110,779.66
CURRENT FINANCES DECEMBER 31, 1980		
ASSETS		
Cash Dec. 31, 1980		890,821.24
Taxes Receivable		370,335.33
Tax Title Liens		402,907.82
Foreclosed Property		110,779.66
Emergencies & Other Deferred Charges		4,000.00
State and Federal Aid Receivable		
Other Receivables		13,468.11
Total		1,792,312.16
LIABILITIES, RESERVES, AND SURPLUS		
Cash Liabilities		362,103.64
Reserves for Receivables		897,490.92
Surplus Dec. 31, 1980		532,717.60
Total		1,792,312.16

*Includes County Health Service Taxes or County Vocational School Taxes. See Table 13, pgs. 675, 676.

0305

Population 1970 12,005
Population 1980 10,246
S & P Rating
Moody Rating AA

General Tax Rate Per $100. 1.02
State Equalized Tax Rate 1.01

BURLINGTON CITY — BURLINGTON CO.

Form of Government:
Special Charter (P.L. 1851 c.149)
Number of Members on Governing Body 12

PER CAPITA:		PER CENT:	
Gross Debt	131.66	Gross Debt	1.06
Net Debt	46.85	Net Debt	.38
Debt Service	21.12	Tax Levy Collected	93.63
Total Tax Levy	147.99	Tax Levy Cancelled, Abated or Adjusted	.04
Municipal Expenditures	967.64		

EXPENDITURES	
GENERAL GOVERNMENT	
Governing Body & Public Boards	
Municipal Clerk	
Financial Administration	120,000.00
Assessment of Taxes	30,000.00
Collection of Taxes	103,000.00
Planning, Housing & Development	84,000.00
Human Resources	5,500.00
Elections	
General Administration (other)	823,000.00
JUDICIARY	
Municipal Courts	51,500.00
PUBLIC SAFETY	
Fire Protection	189,500.00
Police Protection	1,123,622.00
Civil Defense & Disaster Control	12,000.00
Environmental Inspection & Control	93,500.00
Other Public Safety	
PUBLIC WORKS	
Streets and Drainage	535,000.00
Sewers and Sewage Processing	220,000.00
Garbage and Trash Disposal	150,000.00
Public Buildings and Grounds	482,000.00
Other Public Works	1,171,000.00
HEALTH and WELFARE	
Health Services Except Environmental	80,500.00
Welfare-Public Assistance	63,000.00
Hospitals, Clinics, First Aid	
Animal, Insect, & Rodent Control	
Other Welfare Services	500.00
RECREATION and CONSERVATION	
Beaches and Boardwalks	
Parks, Playgrounds, Shade Trees	364,000.00
Land Reclamation & Conservation	
Other Recreational Services	64,500.00
EDUCATION (excluding schools)	
Libraries	22,500.00
Other Educational Services	1,977,000.00
STATUTORY EXPENDITURES	
Pensions & F. I. C. A.	330,518.06
Employee Fringe Benefits	206,000.00
Other Statutory Expenditures	20,000.00
CETA And Other Public Employment Programs	45,667.00
MUNICIPAL FUNCTIONS TOTAL	8,367,807.06
CAPITAL IMPROVEMENTS *MEMO*	1,114,663.00
DEBT SERVICE	
Principal Payments	155,000.00
Interest Payments	61,446.00
TYPE I SCHL DEBT *MEMO	175,646.00
DEFERRED CHARGES	1,080,226.27
SCHOOL, COUNTY, SPECIAL DISTRICT TAXES	1,502,038.82
RESERVE FOR UNCOLLECTED TAXES	250,000.00
EXPENDITURES TOTAL	11,416,518.15

REVENUES-REALIZED		
1980 Property Taxes Collected		1,411,872.73
1980 Payments in Lieu of Taxes		
Delinquent Tax & Lien Collections		76,251.87
Business Personalty Replacement Taxes		131,446.68
Taxes from Public Utilities		7,752,234.00
Other Miscelloneous Tax Revenues		
State Aid Revenues		155,686.18
Federal Aid Revenues		2,679.18
State and Local Fiscal Assistance Act Utilized		355,604.03
Sale of Acquired Property		
Other Miscellaneous Revenues		1,507,618.38
	Total	11,393,393.05
Prior Years Surplus Appropriated		3,000,000.00
REVENUES	TOTAL	14,393,393.05
Reserve For Uncollected Taxes		250,000.00
CAPITAL OUTLAY	TOTAL	325,326.85
Public Enterprises		
Recreation—Culture		
Public Works		299,660.85
Buildings and Grounds		25,666.00
Library and Education		
Conservation		
All Other		

CAPITAL DEBT AUTHORIZED, DECEMBER 31, 1980

ISSUED AND UNISSUED	GROSS DEBT	NET DEBT
School	869,000	
Self-liquidating	270,000	270,000
Other	210,000	210,000
Total	1,349,000	480,000

ISSUED AND OUTSTANDING	
School	869,000.00
Self-Liquidating	270,000.00
Other	210,000.00
Total	1,349,000.00
EQUALIZED VALUATION BASIS FOR NET DEBT COMPUTATION	127,745,212

REAL PROPERTY VALUATIONS

Code	Class	# of Parcels	% VAL'N	ASSESSED VALUATION
1	Vacant Land	405	2.11	2,995,200.00
2	Residential	2986	63.42	90,187,175.00
3	Farm	4	.03	47,100.00
4a	Commercial	360	19.60	27,878,300.00
4b	Industrial	19	12.28	17,465,300.00
4c	Apartments	15	2.56	3,640,600.00
Total		3789		142,213,675.00

Land Area	3.44 Sq. Miles
Net Valuation Taxable-Municipal	147,689,685
Net Valuation Taxable-County	140,673,244
State Equalized Valuation	147,787,626
State Equalization Ratio	99.96

1980 PROPERTY TAX		
STATE EQUALIZED TAX RATE		
Local District School Taxes	.34	499,619.00
Regional & Consolidated School Tax		
School Taxes in Municipal Budget	.07	97,899.00
County Taxes	.58	857,634.38
County Library Taxes	.03	46,886.44
Local Municipal Purpose Taxes		
Veteran & Senior Citizen Taxes		122,890.00
Total Taxes for Rate Computation	1.02	1,624,928.82
Special District Taxes		
Bank Corp. Taxes		12,946.88
Added and Omitted Taxes		1,340.91
Total Taxes Levied - ABSTRACT		1,516,326.61
Total Taxes Billed		1,507,951.15
1980 TAXES COLLECTED		1,411,872.73
1980 Taxes Cancelled, Abated or Adjusted		652.80
Transfer to Tax Title Liens or Foreclosed		
Balance Outstanding Dec. 31, 1980		95,425.62

PRIOR YEARS TAXES OUTSTANDING	
Balance January 1, 1980	86,508.61
Collected in 1980	76,251.87
Cancelled, Abated or Adjusted 1980	114.99
Transfers to Tax Title Liens or Foreclosed	
Balance December 31, 1980	10,141.75
TAX TITLE LIENS OUTSTANDING	
Balance January 1, 1980	18.89
Transfer From Taxes	
Redeemed in 1980	
Cancelled, Abated or Adjusted (1980)	18.89
Transfers to Foreclosed Property	
Balance December 31, 1980	
PROPERTY ACQUIRED BY DEED OR FORECLOSURE	
Balance January 1, 1980	712,372.21
Transfers From Taxes or Liens	
Sale for Cash (1980)	
Cancelled, Abated or Adjusted (1980)	
Balance December 31, 1980	712,372.21

CURRENT FINANCES DECEMBER 31, 1980 ASSETS	
Cash Dec. 31, 1980	8,647,525.98
Taxes Receivable	105,567.37
Tax Title Liens	
Foreclosed Property	712,372.21
Emergencies & Other Deferred Charges	51,208.42
State and Federal Aid Receivable	
Other Receivables	498,461.62
Total	10,015,135.60
LIABILITIES, RESERVES, AND SURPLUS	
Cash Liabilities	2,020,462.95
Reserves for Receivables	1,316,401.20
Surplus Dec. 31, 1980	6,678,271.45
Total	10,015,135.60

1980/3000

* ABOVE DEBT SERVICE INCLUDES TYPE I SCHOOL DEBT

0306

Population 1970 10,710
Population 1980 11,527
S & P Rating
Moody Rating BAA-1

General Tax Rote Per $100. 2.98
State Equalized Tox Rate 2.17

BURLINGTON TOWNSHIP – BURLINGTON CO.

Form of Government:
Mayor-Council Plan E (OMCL50)
Number of Members on Governing Body 7

PER CAPITA:		PER CENT:	
Gross Debt	1,438.86	Gross Debt	8.10
Net Debt	903.42	Net Debt	5.08
Debt Service	53.76	Tax Levy Collected	95.46
Total Tax Levy	422.79	Tox Levy Cancelled, Aboted or Adjusted	
unicipal Expenditures	443.68		

EXPENDITURES	
GENERAL GOVERNMENT	
Governing Body & Public Boards	71,387.00
Municipal Clerk	74,505.00
Finoncial Administrotion	67,940.00
Assessment of Taxes	23,228.00
Collection of Taxes	61,353.00
Plonning, Housing & Development	61,015.00
Human Resources	4,500.00
Elections	
Generol Administration (other)	415,009.00
JUDICIARY	
Municipal Courts	46,640.00
PUBLIC SAFETY	
Fire Protection	138,950.00
Police Protection	942,559.00
Civil Defense & Disaster Control	17,980.00
Environmental Inspection & Control	95,511.00
Other Public Safety	
PUBLIC WORKS	
Streets and Drainoge	606,625.00
Sewers and Sewage Processing	
Garbage and Trash Disposol	140,167.00
Public Buildings and Grounds	190,670.00
Other Public Works	98,489.00
HEALTH and WELFARE	
Health Services Except Environmental	
Welfare-Public Assistance	22,000.00
Hospitals, Clinics, First Aid	
Animol, Insect, & Rodent Control	
Other Welfore Services	
RECREATION and CONSERVATION	
Beaches and Boardwolks	
Porks, Playgrounds, Shode Trees	2,500.00
Land Reclomotion & Conservation	1,000.00
Other Recreational Services	125,811.00
EDUCATION (excluding schools)	
Libraries	5,000.00
Other Educational Services	
STATUTORY EXPENDITURES	
Pensions & F. I. C. A.	248,000.90
Employee Fringe Benefits	120,475.00
Other Stotutory Expenditures	7,500.00
CETA And Other Public Employment Progroms	183,726.00
MUNICIPAL FUNCTIONS TOTAL	3,772,540.90
CAPITAL IMPROVEMENTS *MEMO*	10,000.00
DEBT SERVICE	
Principol Payments	315,000.00
Interest Payments	304,712.51
TYPE I SCHL DEBT *MEMO	139,255.00
DEFERRED CHARGES	294,725.43
SCHOOL, COUNTY, SPECIAL DISTRICT TAXES	4,851,228.25
RESERVE FOR UNCOLLECTED TAXES	427,294.00
EXPENDITURES TOTAL	9,965,501.09

REVENUES-REALIZED		
1980 Property Taxes Collected		4,656,826.36
1980 Payments in Lieu of Taxes		
Delinquent Tax & Lien Collections		206,093.87
Business Personalty Replocement Toxes		335,207.84
Taxes from Public Utilities		2,756,398.00
Other Miscellaneous Tax Revenues		
State Aid Revenues		119,273.70
Federol Aid Revenues		161,861.54
State and Local Fiscal Assistance Act Utilized		276,744.00
Sale of Acquired Property		
Other Miscellaneous Revenues		527,537.65
	Total	9,039,942.96
Prior Yeors Surplus Appropriated		1,241,071.00
REVENUES	TOTAL	10,281,013.96
Reserve For Uncollected Toxes		427,294.00
CAPITAL OUTLAY	TOTAL	1,437,632.95
Public Enterprises		9,394.05
Recreation—Culture		
Public Works		465,448.86
Buildings and Grounds		962,790.04
Library and Educotion		
Conservotion		
All Other		

CAPITAL DEBT AUTHORIZED, DECEMBER 31, 1980

ISSUED AND UNISSUED	GROSS DEBT	NET DEBT
School	2,352,000	
Self-liquidating	7,269,000	3,449,000
Other	6,964,769	6,964,769
Total	16,585,769	10,413,769

ISSUED AND OUTSTANDING	
School	2,352,000.00
Self-Liquidating	5,932,000.00
Other	5,137,000.00
Total	13,421,000.00
EQUALIZED VALUATION BASIS FOR NET DEBT COMPUTATION	204,818,063

REAL PROPERTY VALUATIONS

Code	Closs	# of Parcels	% VAL'N	ASSESSED VALUATION
1	Vacont Land	310	6.45	10,415,400.00
2	Residential	2565	46.81	75,534,600.00
3	Farm	157	2.12	3,415,700.00
4a	Commerciol	136	15.15	24,447,400.00
4b	Industrial	38	20.62	33,276,100.00
4c	Apartments	13	8.84	14,271,400.00
Total		3219		161,360,600.00

Lond Area 14.20 Sq. Miles

Net Valuotion Toxoble-Municipol	163,159,312
Net Valuation Toxable-County	213,903,172
State Equolized Voluotion	223,029,569
Stote Equalization Ratio	72.94

1980 PROPERTY TAX		
STATE EQUALIZED TAX RATE →		
Local District School Toxes	1.51	3,374,131.34
Regional & Consolidated School Tax		
School Taxes in Municipol Budget	.05	104,266.00
County Toxes	.58	1,301,536.93
County Library Taxes	.03	71,293.98
Local Municipol Purpose Toxes		
Veteran & Senior Citizen Taxes		71,010.00
Totol Toxes for Rote Computotion	2.17	4,922,238.25
Special District Toxes		
Bonk Corp. Taxes		5,964.53
Added and Omitted Taxes		16,272.29
Total Taxes Levied - ABSTRACT		4,873,465.07
Total Taxes Billed		4,878,419.79
1980 TAXES COLLECTED		4,656,826.36
1980 Taxes Concelled, Aboted or Adjusted		
Transfer to Tax Title Liens or Foreclosed		1,005.44
Balance Outstanding Dec. 31, 1980		220,587.99

PRIOR YEARS TAXES OUTSTANDING	
Balance January 1, 1980	204,309.30
Collected in 1980	204,309.30
Cancelled, Abated or Adjusted 1980	
Transfers to Tox Title Liens or Foreclosed	
Balance December 31, 1980	
TAX TITLE LIENS OUTSTANDING	
Balance January 1, 1980	5,239.86
Transfer From Taxes	1,005.44
Redeemed in 1980	1,784.57
Cancelled, Abated or Adjusted (1980)	
Transfers to Foreclosed Property	
Balance December 31, 1980	4,460.73
PROPERTY ACQUIRED BY DEED OR FORECLOSURE	
Balance January 1, 1980	14,850.50
Transfers From Taxes or Liens	
Sale for Cash (1980)	
Concelled, Abated or Adjusted (1980)	
Balance December 31, 1980	14,850.50

CURRENT FINANCES DECEMBER 31, 1980	
ASSETS	
Cash Dec. 31, 1980	3,625,022.48
Toxes Receivoble	220,587.99
Tox Title Liens	4,460.73
Foreclosed Property	14,850.50
Emergencies & Other Deferred Chorges	59,200.00
State ond Federal Aid Receivable	
Other Receivables	224,899.84
Totol	4,149,021.54
LIABILITIES, RESERVES, AND SURPLUS	
Cash Liobilities	2,408,848.65
Reserves for Receivobles	464,799.06
Surplus Dec. 31, 1980	1,275,373.83
Totol	4,149,021.54

1980/3000

* ABOVE DEBT SERVICE INCLUDES TYPE I SCHCCL DEBT

1403

Population 1970 7,075
Population 1980 7,616
S & P Rating BBB+
Maody Rating

General Tax Rate Per $100. 5.10
Stote Equalized Tox Rate 2.41

BUTLER BOROUGH – MORRIS CO.

Form of Government:
Borough Council
Number of Members on Governing Body 6

PER CAPITA.		PER CENT.	
Gross Debt	863.15	Gross Debt	5.02
Net Debt	231.22	Net Debt	1.34
Debt Service	25.27	Tox Levy Collected	96.35
Total Tax Levy	477.30	Tox Levy Concelled, Abated or Adjusted	.07
Municipal Expenditures	289.61		

EXPENDITURES

GENERAL GOVERNMENT	
Governing Body & Public Baords	8,260.00
Municipal Clerk	
Financial Administration	
Assessment of Toxes	20,746.00
Collection of Taxes	35,316.00
Planning, Housing & Develapment	25,170.00
Human Resources	13,637.00
Elections	
General Administration (other)	198,270.00
JUDICIARY	
Municipol Courts	21,032.00
PUBLIC SAFETY	
Fire Protection	45,325.00
Police Protection	459,516.00
Civil Defense & Disaster Contral	1,800.00
Environmental Inspection & Control	20,709.00
Other Public Safety	
PUBLIC WORKS	
Streets and Drainage	139,131.92
Sewers and Sewage Processing	139,356.00
Garbage and Trash Disposal	172,300.00
Public Buildings and Grounds	32,167.00
Other Public Works	
HEALTH and WELFARE	
Health Services Except Environmentol	50,250.00
Welfare-Public Assistance	5,100.04
Hospitals, Clinics, First Aid	
Animal, Insect, & Rodent Control	2,750.04
Other Welfare Services	1,147.00
RECREATION and CONSERVATION	
Beaches and Boardwalks	
Parks, Playgrounds, Shade Trees	500.00
Land Reclamation & Conservation	
Other Recreational Services	29,145.00
EDUCATION (excluding schools)	
Libraries	38,650.00
Other Educational Services	2,950.00
STATUTORY EXPENDITURES	
Pensions & F. I. C. A.	94,505.38
Employee Fringe Benefits	40,000.00
Other Statutory Expenditures	4,000.00
CETA And Other Public Employment Programs	45,000.00
MUNICIPAL FUNCTIONS TOTAL	1,646,733.38
CAPITAL IMPROVEMENTS *MEMO*	5,000.00
DEBT SERVICE	
Principal Payments	85,950.00
Interest Payments	106,485.17
DEFERRED CHARGES	144,341.51
SCHOOL, COUNTY, SPECIAL DISTRICT TAXES	2,996,521.49
RESERVE FOR UNCOLLECTED TAXES	222,137.10
EXPENDITURES TOTAL	5,202,168.65

REVENUES-REALIZED

1980 Property Taxes Collected		3,500,362.79
1980 Poyments in Lieu of Taxes		
Delinquent Tax & Lien Collections		70,448.64
Business Personalty Replacement Toxes		173,768.44
Taxes from Public Utilities		461,990.13
Other Miscelloneous Tax Revenues		
Stote Aid Revenues		62,012.73
Federal Aid Revenues		30,696.64
State and Local Fiscol Assistonce Act Utilized		108,551.80
Sole of Acquired Property		
Other Miscellaneous Revenues		367,563.70
	Total	4,775,794.87
Priar Years Surplus Appropriated		480,000.00
REVENUES	TOTAL	5,255,794.87
Reserve For Uncollected Taxes		222,137.10
CAPITAL OUTLAY	TOTAL	1,312,413.62
Public Enterprises		1,111,042.53
Recreation—Culture		
Public Works		54,343.05
Buildings and Grounds		147,028.04
Library and Education		
Conservation		
All Other		

CAPITAL DEBT AUTHORIZED, DECEMBER 31, 1980

ISSUED AND UNISSUED	GROSS DEBT	NET DEBT
School	1,192,000	
Self-liquidating	3,620,780	
Other	1,760,950	1,760,950
Total	6,573,730	1,760,950

ISSUED AND OUTSTANDING	
School	1,192,000.00
Self-Liquidating	2,456,780.00
Other	1,582,850.00
Totol	5,231,630.00
EQUALIZED VALUATION BASIS FOR NET DEBT COMPUTATION	130,948,863

REAL PROPERTY VALUATIONS

Code	Class	# of Parcels	% VAL'N	ASSESSED VALUATION
1	Vacant Land	146	2.80	1,975,710.00
2	Residential	1935	73.08	51,477,150.00
3	Farm			
4a	Commerciol	105	12.34	8,690,650.00
4b	Industrial	24	7.79	5,489,650.00
4c	Apartments	6	3.98	2,805,100.00
Total		2216		70,438,260.00

Land Area 1.97 Sq. Miles

Net Valuation Taxable-Municipal	71,028,383
Net Valuation Taxable-County	155,026,516
State Equalized Valuation	149,169,940
State Equalization Ratio	47.41

1980 PROPERTY TAX

STATE EQUALIZED TAX RATE		
Local District School Taxes	1.61	2,414,801.99
Regional & Consolidated School Tax		
School Taxes in Municipal Budget		
County Taxes	.37	558,968.06
County Library Taxes	.02	22,751.44
Local Municipal Purpose Taxes	.42	622,300.67
Veteron & Senior Citizen Taxes		56,190.00
Total Taxes for Rate Computation	2.42	3,675,012.16
Special District Taxes		
Bonk Corp. Taxes		6,482.38
Added and Omitted Taxes		10,504.44
Total Taxes Levied - ABSTRACT		3,635,808.98
Total Taxes Billed		3,632,951.09
1980 TAXES COLLECTED		3,500,362.79
1980 Taxes Cancelled, Abated or Adjusted		630.60
Transfer to Tox Title Liens or Foreclosed		13,854.15
Balance Outstanding Dec. 31, 1980		118,104.44

PRIOR YEARS TAXES OUTSTANDING

Balance January 1, 1980	90,040.60
Collected in 1980	70,448.64
Cancelled, Abated or Adjusted 1980	1.50
Transfers to Tox Title Liens or Foreclosed	12,091.60
Balance December 31, 1980	7,508.86

TAX TITLE LIENS OUTSTANDING

Balance January 1, 1980	2,808.44
Transfer From Taxes	28,469.16
Redeemed in 1980	
Cancelled, Abated or Adjusted (1980)	
Transfers to Foreclosed Property	
Balance December 31, 1980	31,277.60

PROPERTY ACQUIRED BY DEED OR FORECLOSURE

Balance January 1, 1980	72,100.00
Transfers From Taxes or Liens	
Sale for Cash (1980)	
Cancelled. Abated or Adjusted (1980)	
Balance December 31, 1980	72,100.00

CURRENT FINANCES DECEMBER 31, 1980

ASSETS

Cash Dec. 31, 1980	1,591,355.08
Taxes Receivable	125,613.30
Tax Title Liens	31,277.60
Foreclosed Property	72,100.00
Emergencies & Other Deferred Charges	1,471.75
State and Federal Aid Receivable	
Other Receivables	34,384.74
Total	1,856,202.47

LIABILITIES, RESERVES, AND SURPLUS

Cash Liabilities	249,288.76
Reserves for Receivables	263,375.64
Surplus Dec. 31, 1980	1,343,538.07
Totol	1,856,202.47

1904

Population 1970 4,620
Population 1980 7,502
S & P Roting
Moody Rating

General Tox Rote Per $100. 4.23
State Equalized Tox Rote 2.46

BYRAM TOWNSHIP — SUSSEX CO.

Form of Government:
Township Committee
Number of Members on Governing Body 5

PER CAPITA:

Gross Debt	798.03
Net Debt	67.61
Debt Service	3.64
Totol Tox Levy	530.41
Municipol Expenditures	220.36

PER CENT:

Gross Debt	4.33
Net Debt	.37
Tax Levy Collected	94.09
Tax Levy Cancelled, Aboted or Adjusted	.05

EXPENDITURES

GENERAL GOVERNMENT	
Governing Body & Public Boards	
Municipal Clerk	
Finoncial Administration	39,093.77
Assessment of Taxes	16,854.63
Collection of Taxes	27,601.62
Plonning, Housing & Development	19,793.31
Human Resources	4,897.46
Elections	3,027.78
Generol Administration (other)	188,251.14
JUDICIARY	
Municipal Courts	17,467.77
PUBLIC SAFETY	
Fire Protection	26,452.30
Police Protection	337,674.66
Civil Defense & Disoster Control	2,199.69
Environmental Inspection & Control	22,787.86
Other Public Safety	
PUBLIC WORKS	
Streets ond Droinoge	315,080.91
Sewers ond Sewoge Processing	
Garboge and Trosh Disposal	14,385.00
Public Buildings ond Grounds	27,708.02
Other Public Works	
HEALTH and WELFARE	
Heolth Services Except Environmentol	33,487.76
Welfare-Public Assistance	9,423.50
Hospitols, Clinics, First Aid	250.00
Animal, Insect, & Rodent Control	5,174.20
Other Welfore Services	
RECREATION ond CONSERVATION	
Beoches ond Boardwalks	
Porks, Playgrounds, Shade Trees	17,902.20
Lond Reclamotion & Conservotion	2,117.63
Other Recreotional Services	1,448.41
EDUCATION (excluding schools)	
Libraries	2,700.00
Other Educotional Services	
STATUTORY EXPENDITURES	
Pensions & F. I. C. A.	75,581.47
Employee Fringe Benefits	34,019.91
Other Stotutory Expenditures	2,000.00
CETA And Other Public Employment Progroms	
MUNICIPAL FUNCTIONS TOTAL	1,247,381.00
CAPITAL IMPROVEMENTS *MEMO*	1,000.00
DEBT SERVICE	
Principal Payments	15,000.00
Interest Poyments	12,291.00
DEFERRED CHARGES	8,607.63
SCHOOL, COUNTY, SPECIAL DISTRICT TAXES	3,230,557.43
RESERVE FOR UNCOLLECTED TAXES	369,841.48
EXPENDITURES TOTAL	4,883,718.54

REVENUES-REALIZED

1980 Property Taxes Collected		3,744,103.86
1980 Poyments in Lieu of Toxes		
Delinquent Tox & Lien Collections		204,706.57
Business Personolty Replocement Taxes		31,666.60
Taxes from Public Utilities		202,533.98
Other Miscellaneous Tox Revenues		
Stote Aid Revenues		82,795.05
Federol Aid Revenues		
Stote ond Local Fiscol Assistonce Act Utilized		97,735.00
Sole of Acquired Property		6,931.00
Other Miscelloneous Revenues		140,936.83
	Total	4,511,408.89
Prior Yeors Surplus Approprioted		310,000.00
REVENUES	TOTAL	4,821,408.89
Reserve For Uncollected Toxes		369,841.48
CAPITAL OUTLAY	TOTAL	98,799.37
Public Enterprises		
Recreotion—Culture		
Public Works		78,615.46
Buildings ond Grounds		20,183.91
Library ond Educotion		
Conservotion		
All Other		

CAPITAL DEBT AUTHORIZED, DECEMBER 31, 1980

ISSUED AND UNISSUED	GROSS DEBT	NET DEBT
School	5,479,574	
Self-liquidoting		
Other	507,235	507,235
Total	5,986,809	507,235
ISSUED AND OUTSTANDING		
School		3,536,074.29
Self-Liquidating		
Other		376,000.00
Total		3,912,074.29
EQUALIZED VALUATION BASIS FOR NET DEBT COMPUTATION		138,115,410

REAL PROPERTY VALUATIONS

Code	Class	# of Parcels	% VAL'N	ASSESSED VALUATION
1	Vocant Lond	1101	8.36	7,740,750.00
2	Residential	2532	86.23	79,888,050.00
3	Farm	46	.18	173,450.00
4o	Commerciol	57	4.69	4,344,000.00
4b	Industriol	9	.43	394,400.00
4c	Aportments	2	.11	105,700.00
Total		3747		92,646,350.00

Lond Areo 20.60 Sq. Miles

Net Valuotion Taxoble-Municipal	93,311,524
Net Voluotion Taxable-County	140,199,731
Stote Equolized Valuation	159,442,123
State Equolizotion Ratio	58.35

1980 PROPERTY TAX

STATE EQUALIZED TAX RATE →		
Locol District School Toxes	.85	1,366,484.50
Regionol & Consolidated School Tax	.57	916,188.00
School Taxes in Municipal Budget		
County Toxes	.56	* 902,293.26
County Librory Taxes	.03	45,631.67
Locol Municipal Purpose Taxes	.45	713,068.20
Veteran & Senior Citizen Taxes		34,450.00
Totol Toxes for Rote Computotion	2.46	3,978,115.63
Speciol District Taxes		
Bank Corp. Toxes		3,381.94
Added ond Omitted Toxes		32,121.51
Totol Toxes Levied - ABSTRACT		3,979,169.08
Totol Toxes Billed		3,979,199.00
1980 TAXES COLLECTED		3,744,103.86
1980 Toxes Concelled, Abated or Adjusted		2,121.92
Transfer to Tox Title Liens or Foreclosed		46,120.45
Bolonce Outstonding Dec. 31, 1980		186,852.77

PRIOR YEARS TAXES OUTSTANDING

Bolonce Jonuory 1, 1980	223,023.18
Collected in 1980	173,323.41
Concelled, Aboted or Adjusted 1980	261.30
Transfers to Tax Title Liens or Foreclosed	12,916.43
Bolonce December 31, 1980	36,522.04

TAX TITLE LIENS OUTSTANDING

Bolonce Jonuory 1, 1980	148,697.32
Transfer From Toxes	61,669.11
Redeemed in 1980	31,383.16
Cancelled, Abated or Adjusted (1980)	517.76
Transfers to Foreclosed Property	25,892.93
Bolonce December 31, 1980	152,572.58

PROPERTY ACQUIRED BY DEED OR FORECLOSURE

Balance January 1, 1980	253,807.07
Transfers From Taxes or Liens	25,892.93
Sale for Cash (1980)	
Cancelled, Abated or Adjusted (1980)	6,300.00
Balance December 31, 1980	273,400.00

CURRENT FINANCES DECEMBER 31, 1980

ASSETS

Cosh Dec. 31, 1980	568,923.77
Toxes Receivoble	223,374.81
Tax Title Liens	152,572.58
Foreclosed Property	273,400.00
Emergencies & Other Deferred Charges	
State ond Federal Aid Receivable	6,337.47
Other Receivables	105,225.63
Total	1,329,834.26

LIABILITIES, RESERVES, AND SURPLUS

Cash Liobilities	105,214.02
Reserves for Receivables	754,573.02
Surplus Dec. 31, 1980	470,047.22
Total	1,329,834.26

*Includes County Health Service Taxes or County Vocational School Taxes. See Table 13, pgs. 675, 676.

0703

Papulation 1970 8,685
Populatian 1980 7,624
S & P Rating
Maody Rating A-1

General Tax Rate Per $100. 4.79
State Equalized Tax Rate 3.34

CALDWELL BOROUGH — ESSEX CO.

Form of Government:
Borough Council
Number of Members on Governing Body 6

PER CAPITA.		PER CENT:	
Gross Debt	635.61	Gross Debt	3.69
Net Debt	516.03	Net Debt	2.99
Debt Service	35.19	Tax Levy Collected	98.26
Total Tax Levy	681.09	Tax Levy Cancelled, Abated or Adjusted	
Municipal Expenditures	306.05		

EXPENDITURES	
GENERAL GOVERNMENT	
Gaverning Body & Public Baards	200.00
Municipal Clerk	
Financial Administration	35,955.00
Assessment of Taxes	15,390.00
Collectian af Taxes	16,106.00
Planning, Housing & Develapment	
Human Resaurces	21,450.00
Electians	1,300.00
General Administratian (other)	170,969.74
JUDICIARY	
Municipal Courts	31,465.00
PUBLIC SAFETY	
Fire Protection	39,035.00
Palice Pratectian	554,742.00
Civil Defense & Disaster Contral	1,000.00
Enviranmental Inspectian & Control	12,480.10
Other Public Safety	
PUBLIC WORKS	
Streets and Drainage	237,623.00
Sewers and Sewage Processing	
Garbage and Trash Disposal	107,896.00
Public Buildings and Grounds	46,724.90
Other Public Works	
HEALTH and WELFARE	
Health Services Except Environmental	41,883.00
Welfare-Public Assistance	45,385.00
Hospitals, Clinics, First Aid	
Animal, Insect, & Radent Cantrol	500.00
Other Welfare Services	
RECREATION and CONSERVATION	
Beaches and Baardwalks	
Parks, Playgraunds, Shade Trees	
Land Reclamation & Canservation	6,000.00
Other Recreatianal Services	90,216.00
EDUCATION (excluding schaals)	
Libraries	90,880.00
Other Educatianal Services	
STATUTORY EXPENDITURES	
Pensians & F. I. C. A.	170,131.00
Employee Fringe Benefits	41,400.00
Other Statutary Expenditures	5,000.00
CETA And Other Public Emplayment Programs	
MUNICIPAL FUNCTIONS TOTAL	1,783,731.74
CAPITAL IMPROVEMENTS *MEMO*	20,000.00
DEBT SERVICE	
Principal Payments	135,700.00
Interest Payments	132,622.51
DEFERRED CHARGES	71,685.07
SCHOOL, COUNTY, SPECIAL DISTRICT TAXES	4,064,629.26
RESERVE FOR UNCOLLECTED TAXES	209,575.56
EXPENDITURES TOTAL	6,397,944.14

REVENUES-REALIZED		
1980 Praperty Taxes Collected		5,091,158.28
1980 Payments in Lieu af Taxes		
Delinquent Tax & Lien Collections		71,114.62
Business Persanalty Replacement Taxes		123,074.36
Taxes fram Public Utilities		363,851.00
Other Miscellaneaus Tax Revenues		
State Aid Revenues		73,078.36
Federal Aid Revenues		
State and Local Fiscal Assistance Act Utilized		43,629.00
Sale af Acquired Praperty		
Other Miscellaneaus Revenues		456,853.78
	Total	6,222,759.40
Priar Years Surplus Appraprieted		315,000.00
REVENUES	TOTAL	6,537,759.40
Reserve Far Uncallected Taxes		209,575.56
CAPITAL OUTLAY	TOTAL	152,896.09
Public Enterprises		
Recreation—Culture		
Public Works		14,403.26
Buildings and Graunds		138,492.83
Library and Educatian		
Canservatian		
All Other		

CAPITAL DEBT AUTHORIZED, DECEMBER 31, 1980

ISSUED AND UNISSUED	GROSS DEBT	NET DEBT
School	911,667	
Self-liquidating	833,000	833,000
Other	3,101,200	3,101,200
Total	4,845,867	3,934,200

ISSUED AND OUTSTANDING	
Schaal	911,667.25
Self-Liquidating	469,000.00
Other	2,413,450.00
Total	3,794,117.25
EQUALIZED VALUATION BASIS FOR NET DEBT COMPUTATION	131,457,901

REAL PROPERTY VALUATIONS

Code	Class	# of Parcels	% VAL'N	ASSESSED VALUATION
1	Vacant Land	46	1.03	1,070,500.00
2	Residential	1506	66.73	69,397,000.00
3	Farm			
4a	Commercial	186	18.43	19,170,500.00
4b	Industrial			
4c	Apartments	25	13.80	14,355,100.00
Total		1763		103,993,100.00

Land Area 1.20 Sq. Miles

Net Valuation Taxable-Municipal	108,146,900
Net Valuation Taxable-County	133,266,036
State Equalized Valuation	152,949,193
State Equalization Ratio	69.89

1980 PROPERTY TAX		
STATE EQUALIZED TAX RATE		
Local District Schaal Taxes	1.54	2,380,033.25
Regional & Consalidated Schaal Tax		
Schaal Taxes in Municipal Budget		
County Taxes	1.09	1,684,596.01
Caunty Library Taxes		
Local Municipal Purpose Taxes	.72	1,113,792.80
Veteran & Seniar Citizen Taxes		40,350.00
Totol Taxes for Rate Computotion	3.35	5,218,772.06
Special District Taxes		
Bank Carp. Taxes		13,145.23
Added and Omitted Taxes		1,082.56
Total Taxes Levied - ABSTRACT		5,192,649.85
Total Taxes Billed		5,181,319.05
1980 TAXES COLLECTED		5,091,158.28
1980 Taxes Cancelled, Abated ar Adjusted		
Transfer to Tax Title Liens or Fareclosed		
Balance Outstanding Dec. 31, 1980		90,160.77
PRIOR YEARS TAXES OUTSTANDING		
Balance January 1, 1980		71,375.47
Callected in 1980		71,114.62
Cancelled, Abated or Adjusted 1980		
Transfers ta Tax Title Liens ar Fareclased		260.85
Balance December 31, 1980		
TAX TITLE LIENS OUTSTANDING		
Balance January 1, 1980		
Transfer Fram Taxes		304.69
Redeemed in 1980		
Cancelled, Abated ar Adjusted (1980)		
Transfers ta Fareclased Property		
Balance December 31, 1980		304.69
PROPERTY ACQUIRED BY DEED OR FORECLOSURE		
Balance January 1, 1980		100.00
Transfers Fram Taxes ar Liens		
Sale far Cash (1980)		
Cancelled, Abated ar Adjusted (1980)		
Balance December 31, 1980		100.00

CURRENT FINANCES DECEMBER 31, 1980	
ASSETS	
Cash Dec. 31, 1980	970,302.05
Taxes Receivable	90,160.77
Tax Title Liens	304.69
Fareclosed Praperty	100.00
Emergencies & Other Deferred Charges	5,200.00
State and Federal Aid Receivable	115.60
Other Receivables	36,152.72
Total	1,102,335.83
LIABILITIES, RESERVES, AND SURPLUS	
Cash Liabilities	497,512.33
Reserves far Receivables	126,718.18
Surplus Dec. 31, 1980	478,105.32
Total	1,102,335.83

1980 3000

1004

Population 1970	970
Population 1980	1,023
S & P Rating	
Moody Rating	

General Tax Rate Per $100. 4.52

State Equalized Tax Rate 2.35

CALIFON BOROUGH – HUNTERDON CO.

Form of Government:
Borough Council
Number of Members on Governing Body 6

PER CAPITA		PER CENT:	
Gross Debt	396.66	Gross Debt	1.90
Net Debt	7.43	Net Debt	.04
Debt Service		Tax Levy Collected	94.96
Total Tax Levy	590.23	Tax Levy Cancelled, Abated or Adjusted	.86
Municipal Expenditures	731.81		

EXPENDITURES		REVENUES-REALIZED	
GENERAL GOVERNMENT			
Governing Body & Public Boards			
Municipal Clerk		1980 Property Taxes Collected	569,375.78
Financial Administration	6,020.00	1980 Payments in Lieu of Taxes	
Assessment of Taxes	4,000.00	Delinquent Tax & Lien Collections	22,482.02
Collection of Taxes	4,600.00	Business Personalty Replacement Taxes	13,530.16
Planning, Housing & Development	1,975.00	Taxes from Public Utilities	32,811.00
Human Resources	300.00	Other Miscellaneous Tax Revenues	
Elections		State Aid Revenues	14,864.78
General Administration (other)	38,043.00	Federal Aid Revenues	2,000.00
JUDICIARY		State and Local Fiscal Assistance Act Utilized	11,700.00
Municipal Courts	4,468.00	Sale of Acquired Property	
PUBLIC SAFETY		Other Miscellaneous Revenues	26,163.44
Fire Protection	7,000.00	Total	692,927.18
Police Protection	49,686.00	Prior Years Surplus Appropriated	25,000.00
Civil Defense & Disaster Control	50.00	REVENUES TOTAL	717,927.18
Environmental Inspection & Control	2,680.00	Reserve For Uncollected Taxes	34,818.00
Other Public Safety		CAPITAL OUTLAY TOTAL	9,238.76
PUBLIC WORKS			
Streets and Drainage	31,240.00	Public Enterprises	
Sewers and Sewage Processing		Recreation—Culture	
Garbage and Trash Disposal	22,728.00	Public Works	8,374.00
Public Buildings and Grounds	13,100.00	Buildings and Grounds	864.76
Other Public Works		Library and Education	
HEALTH and WELFARE		Conservation	
Health Services Except Environmental	545.00	All Other	
Welfare-Public Assistance	75.00	CAPITAL DEBT AUTHORIZED, DECEMBER 31, 1980	
Hospitals, Clinics, First Aid		ISSUED AND UNISSUED — GROSS DEBT / NET DEBT	
Animal, Insect, & Rodent Control		School	398,188
Other Welfare Services		Self-liquidating	
RECREATION and CONSERVATION		Other	7,600 / 7,600
Beaches and Boardwalks		Total	405,788 / 7,600
Parks, Playgrounds, Shade Trees	250.00		
Land Reclamation & Conservation	675.00	ISSUED AND OUTSTANDING	
Other Recreational Services	2,100.00	School	398,188.13
EDUCATION (excluding schools)		Self-Liquidating	
Libraries		Other	7,600.00
Other Educational Services		Total	405,788.13
STATUTORY EXPENDITURES		EQUALIZED VALUATION BASIS FOR NET DEBT COMPUTATION	21,342,229
Pensions & F. I. C. A.	7,258.76		
Employee Fringe Benefits	2,650.00	REAL PROPERTY VALUATIONS	
Other Statutory Expenditures	537.00		
CETA And Other Public Employment Programs			
MUNICIPAL FUNCTIONS TOTAL	199,960.76		
CAPITAL IMPROVEMENTS *MEMO*			
DEBT SERVICE			
Principal Payments			
Interest Payments			
DEFERRED CHARGES	2,338.79		
SCHOOL, COUNTY, SPECIAL DISTRICT TAXES	494,284.08		
RESERVE FOR UNCOLLECTED TAXES	34,818.00		
EXPENDITURES TOTAL	731,421.63		

Code	Class	# of Parcels	% VAL'N	ASSESSED VALUATION
1	Vacant Land	91	4.10	523,860.00
2	Residential	321	83.80	10,713,285.00
3	Farm	10	1.63	208,200.00
4a	Commercial	28	8.95	1,143,850.00
4b	Industrial	5	.67	86,050.00
4c	Apartments	2	.86	109,600.00
Total		457		12,784,845.00

Land Area	.90 Sq. Miles
Net Valuation Taxable-Municipal	13,220,870
Net Valuation Taxable-County	22,159,913
State Equalized Valuation	24,932,758
State Equalization Ratio	52.19

1980 PROPERTY TAX		
STATE EQUALIZED TAX RATE		
Local District School Taxes	.90	228,910.42
Regional & Consolidated School Tax	.67	168,765.82
School Taxes in Municipal Budget		
County Taxes	.36	91,298.04
County Library Taxes	.02	5,309.80
Local Municipal Purpose Taxes	.41	103,287.84
Veteran & Senior Citizen Taxes		9,500.00
Total Taxes for Rate Computation	2.36	607,071.92
Special District Taxes		
Bank Corp. Taxes		4,116.41
Added and Omitted Taxes		2,113.36
Total Taxes Levied - ABSTRACT		603,801.69
Total Taxes Billed		599,596.69
1980 TAXES COLLECTED		569,375.78
1980 Taxes Cancelled, Abated or Adjusted		5,151.67
Transfer to Tax Title Liens or Foreclosed		
Balance Outstanding Dec. 31, 1980		25,069.24
PRIOR YEARS TAXES OUTSTANDING		
Balance January 1, 1980		23,748.64
Collected in 1980		22,482.02
Cancelled, Abated or Adjusted 1980		180.20
Transfers to Tax Title Liens or Foreclosed		
Balance December 31, 1980		1,086.42
TAX TITLE LIENS OUTSTANDING		
Balance January 1, 1980		
Transfer From Taxes		
Redeemed in 1980		
Cancelled, Abated or Adjusted (1980)		
Transfers to Foreclosed Property		
Balance December 31, 1980		
PROPERTY ACQUIRED BY DEED OR FORECLOSURE		
Balance January 1, 1980		
Transfers From Taxes or Liens		
Sale for Cash (1980)		
Cancelled, Abated or Adjusted (1980)		
Balance December 31, 1980		

CURRENT FINANCES DECEMBER 31, 1980	
ASSETS	
Cash Dec. 31, 1980	102,162.56
Taxes Receivable	26,155.66
Tax Title Liens	
Foreclosed Property	
Emergencies & Other Deferred Charges	12,439.96
State and Federal Aid Receivable	539.19
Other Receivables	31,533.61
Total	172,830.98
LIABILITIES, RESERVES, AND SURPLUS	
Cash Liabilities	105,083.44
Reserves for Receivables	57,689.27
Surplus Dec. 31, 1980	10,058.27
Total	172,830.98

1980/3000

0408

Popolution 1970 102,780
Papulotion 1980 84,910
S & P Rating
Moody Roting BAA

General Tax Rote Per $100. 8.19
State Equolized Tox Rote 4.54

CAMDEN CITY — CAMDEN CO.

Form of Government:
Mayor-Council Plan B (OMCL50)
Number of Members on Governing Body 7

PER CAPITA:		PER CENT:	
Gross Debt	470.37	Gross Debt	9.46
Net Debt	74.80	Net Debt	1.50
Debt Service	14.62	Tox Levy Collected	87.64
Total Tox Levy	263.54	Tox Levy Cancelled, Aboted or Adjusted	1.25
Municipol Expenditures	506.07		

EXPENDITURES	
GENERAL GOVERNMENT	
Governing Body & Public Baords	198,393.97
Municipal Clerk	57,774.29
Finonciol Administration	214,967.82
Assessment of Taxes	74,749.43
Collection of Taxes	148,290.38
Planning, Housing & Development	230,085.68
Humon Resources	1,708,862.52
Elections	53,555.00
General Administrotion (other)	2,974,576.92
JUDICIARY	
Municipal Courts	211,008.79
PUBLIC SAFETY	
Fire Protection	7,093,611.09
Police Protection	7,567,978.19
Civil Defense & Disaster Control	4,647.10
Environmental Inspection & Control	119,129.87
Other Public Safety	14,553.91
PUBLIC WORKS	
Streets and Drainage	1,956,742.30
Sewers and Sewage Processing	
Garbage and Trash Disposal	1,577,480.62
Public Buildings and Grounds	221,229.68
Other Public Works	153,271.89
HEALTH and WELFARE	
Health Services Except Environmental	58,323.86
Welfare-Public Assistance	493,208.56
Hospitals, Clinics, First Aid	
Animal, Insect, & Rodent Control	258,040.64
Other Welfare Services	
RECREATION and CONSERVATION	
Beaches and Boardwalks	
Parks, Playgrounds, Shade Trees	
Land Reclamation & Conservation	
Other Recreational Services	12,500.00
EDUCATION (excluding schools)	
Libraries	291,579.25
Other Educational Services	90,887.89
STATUTORY EXPENDITURES	
Pensions & F. I. C. A.	3,699,582.06
Employee Fringe Benefits	1,345,000.00
Other Statutory Expenditures	40,000.00
CETA And Other Public Employment Programs	7,268,280.76
MUNICIPAL FUNCTIONS TOTAL	38,138,312.47
CAPITAL IMPROVEMENTS *MEMO*	
DEBT SERVICE	
Principal Payments	496,500.00
Interest Payments	744,633.58
DEFERRED CHARGES	1,065,493.37
SCHOOL, COUNTY, SPECIAL DISTRICT TAXES	13,224,484.84
RESERVE FOR UNCOLLECTED TAXES	2,525,615.98
EXPENDITURES TOTAL	56,195,040.24

REVENUES-REALIZED		
1980 Property Taxes Collected		19,570,596.47
1980 Payments in Lieu of Taxes		776,560.04
Delinquent Tax & Lien Collections		1,424,705.75
Business Personalty Replacement Taxes		3,052,369.68
Taxes from Public Utilities		4,108,234.00
Other Miscelloneous Tax Revenues		
State Aid Revenues		7,789,520.74
Federal Aid Revenues		6,854,727.34
State and Local Fiscal Assistance Act Utilized		2,058,364.00
Sale of Acquired Property		
Other Miscellaneous Revenues		4,222,512.28
	Total	49,857,590.30
Prior Years Surplus Appraprioted		489,051.61
REVENUES	TOTAL	50,346,641.91
Reserve For Uncollected Taxes		2,525,615.98
CAPITAL OUTLAY	TOTAL	2,245,942.06
Public Enterprises		2,042,545.95
Recreation—Culture		
Public Works		
Buildings and Grounds		152,109.78
Library and Education		51,286.33
Conservation		
All Other		

CAPITAL DEBT AUTHORIZED, DECEMBER 31, 1980

ISSUED AND UNISSUED	GROSS DEBT	NET DEBT
School	24,817,000	
Self-liquidating	7,567,000	
Other	7,555,500	6,351,500
Total	39,939,500	6,351,500

ISSUED AND OUTSTANDING	
Schaal	16,931,000.00
Self-Liquidating	7,167,000.00
Other	7,005,500.00
Totol	31,103,500.00
EQUALIZED VALUATION BASIS FOR NET DEBT COMPUTATION	422,155,179

REAL PROPERTY VALUATIONS

Code	Class	# of Parcels	% VAL'N	ASSESSED VALUATION
1	Vacant Land	2454	1.31	3,197,645.00
2	Residential	22789	54.80	133,270,305.00
3	Farm			
4a	Commercial	2010	22.61	54,979,820.00
4b	Industrial	176	16.67	40,537,115.00
4c	Apartments	165	4.60	11,195,435.00
Total		27594		243,180,320.00

Land Area 8.68 Sq. Miles

Net Valuation Taxable-Municipal	272,072,908
Net Valuation Taxable-County	513,944,068
State Equalized Valuation	469,363,773
State Equalization Ratio	55.52

1980 PROPERTY TAX		
STATE EQUALIZED TAX RATE		
Local District Schaal Taxes	1.53	7,478,506.00
Regional & Consolidated School Tax		
School Taxes in Municipal Budget		
County Taxes	1.17	* 5,745,978.84
County Library Taxes		
Local Municipal Purpose Taxes	1.85	9,060,027.84
Veteran & Senior Citizen Taxes		661,280.00
Total Taxes for Rate Computation	4.55	22,945,792.68
Special District Taxes		
Bank Corp. Taxes		47,399.58
Added and Omitted Taxes		44,881.11
Total Taxes Levied - ABSTRACT		22,376,793.37
Total Taxes Billed		22,330,373.00
1980 TAXES COLLECTED		19,570,596.47
1980 Taxes Cancelled, Aboted or Adjusted		278,195.96
Transfer to Tax Title Liens or Foreclosed		1,006,302.46
Balance Outstanding Dec. 31, 1980		1,475,278.11
PRIOR YEARS TAXES OUTSTANDING		
Balance January 1, 1980		1,199,190.67
Collected in 1980		896,788.48
Cancelled, Abated or Adjusted 1980		10,580.23
Transfers to Tax Title Liens or Foreclosed		169,860.31
Balance December 31, 1980		121,961.65
TAX TITLE LIENS OUTSTANDING		
Balance January 1, 1980		3,435,530.55
Transfer From Taxes		1,208,430.64
Redeemed in 1980		527,917.27
Cancelled, Abated or Adjusted (1980)		712,631.01
Transfers to Foreclosed Property		
Balance December 31, 1980		3,403,412.91
PROPERTY ACQUIRED BY DEED OR FORECLOSURE		
Balance January 1, 1980		14,000,583.00
Transfers From Taxes or Liens		
Sale for Cash (1980)		264,415.00
Cancelled, Aboted or Adjusted (1980)		
Balance December 31, 1980		13,736,168.00

CURRENT FINANCES DECEMBER 31, 1980	
ASSETS	
Cash Dec. 31, 1980	164,100.00
Taxes Receivable	1,597,239.76
Tax Title Liens	3,403,412.91
Foreclosed Property	13,736,168.00
Emergencies & Other Deferred Charges	4,634,782.97
State and Federal Aid Receivable	
Other Receivables	10,293,620.79
Total	33,829,324.43
LIABILITIES, RESERVES, AND SURPLUS	
Cash Liabilities	4,856,568.68
Reserves for Receivables	28,590,383.05
Surplus Dec. 31, 1980	382,372.70
Total	33,829,324.43

*Includes County Health Service Taxes or County Vocational School Taxes. See Table 13, pgs. 675, 676.

0502

Papulation 1970 4,355
Papulation 1980 4,853
S & P Rating
Maody Rating BAA

General Tax Rate Per $100. 3.38
State Equalized Tax Rate 2.48

CAPE MAY CITY – CAPE MAY CO.

Form of Government:
Council-Manager (1923)
Number of Members on Governing Body 3

PER CAPITA:		PER CENT:	
Gross Debt	1,745.20	Gross Debt	6.36
Net Debt	846.43	Net Debt	3.09
Debt Service	39.73	Tax Levy Collected	93.72
Total Tax Levy	794.39	Tax Levy Cancelled, Abated or Adjusted	.16
Municipal Expenditures	675.64		

EXPENDITURES	
GENERAL GOVERNMENT	
Governing Body & Public Boards	
Municipal Clerk	49,108.00
Financial Administration	49,698.00
Assessment of Taxes	25,927.00
Collection of Taxes	32,098.00
Planning, Housing & Development	1,900.00
Human Resources	
Elections	
General Administration (other)	437,846.00
JUDICIARY	
Municipal Courts	47,516.00
PUBLIC SAFETY	
Fire Protection	169,232.00
Police Protection	559,691.06
Civil Defense & Disaster Control	5,000.00
Environmental Inspection & Control	34,141.00
Other Public Safety	
PUBLIC WORKS	
Streets and Drainage	345,265.00
Sewers and Sewage Processing	
Garbage and Trash Disposal	2,300.00
Public Buildings and Grounds	129,549.00
Other Public Works	
HEALTH and WELFARE	
Health Services Except Environmental	17,730.00
Welfare-Public Assistance	8,782.00
Hospitals, Clinics, First Aid	
Animal, Insect, & Rodent Control	1,500.00
Other Welfare Services	
RECREATION and CONSERVATION	
Beaches and Boardwalks	246,496.00
Parks, Playgrounds, Shade Trees	1,460.00
Land Reclamation & Conservation	200.00
Other Recreational Services	97,567.00
EDUCATION (excluding schools)	
Libraries	33,143.00
Other Educational Services	62,418.00
STATUTORY EXPENDITURES	
Pensions & F. I. C. A.	196,381.00
Employee Fringe Benefits	64,400.00
Other Statutory Expenditures	8,500.00
CETA And Other Public Employment Programs	
MUNICIPAL FUNCTIONS TOTAL	2,627,848.06
CAPITAL IMPROVEMENTS *MEMO*	
DEBT SERVICE	
Principal Payments	95,000.00
Interest Payments	97,797.20
DEFERRED CHARGES	106,737.72
SCHOOL, COUNTY, SPECIAL DISTRICT TAXES	2,361,400.94
RESERVE FOR UNCOLLECTED TAXES	351,518.75
EXPENDITURES TOTAL	5,640,302.67

REVENUES-REALIZED	
1980 Property Taxes Collected	3,610,517.85
1980 Payments in Lieu of Taxes	36,614.45
Delinquent Tax & Lien Collections	614,753.72
Business Personalty Replacement Taxes	108,826.36
Taxes from Public Utilities	181,275.00
Other Miscellaneous Tax Revenues	
State Aid Revenues	26,797.13
Federal Aid Revenues	52,026.00
State and Local Fiscal Assistance Act Utilized	142,431.06
Sale of Acquired Property	348,926.00
Other Miscellaneous Revenues	899,720.43
Total	6,021,888.00
Prior Years Surplus Appropriated	221,683.94
REVENUES TOTAL	6,243,571.94
Reserve For Uncollected Taxes	351,518.75
CAPITAL OUTLAY TOTAL	2,726,662.13
Public Enterprises	1,345,660.62
Recreation—Culture	
Public Works	1,307,499.12
Buildings and Grounds	73,502.39
Library and Education	
Conservation	
All Other	

CAPITAL DEBT AUTHORIZED, DECEMBER 31, 1980

ISSUED AND UNISSUED	GROSS DEBT	NET DEBT
School	968,725	
Self-liquidating	3,393,000	
Other	4,107,722	4,107,722
Total	8,469,448	4,107,722

ISSUED AND OUTSTANDING	
School	968,725.60
Self-Liquidating	3,010,000.00
Other	3,559,000.00
Total	7,537,725.60
EQUALIZED VALUATION BASIS FOR NET DEBT COMPUTATION	133,134,372

REAL PROPERTY VALUATIONS

Code	Class	# of Parcels	% VAL'N	ASSESSED VALUATION
1	Vacant Land	418	6.39	7,080,060.00
2	Residential	2032	61.29	67,915,200.00
3	Farm			
4a	Commercial	218	29.46	32,648,200.00
4b	Industrial	1	.06	66,100.00
4c	Apartments	49	2.80	3,103,350.00
Total		2718		110,812,910.00

Land Area 2.54 Sq. Miles

Net Valuation Taxable-Municipal	111,963,264
Net Valuation Taxable-County	141,437,175
State Equalized Valuation	151,784,241
State Equalization Ratio	73.57

1980 PROPERTY TAX		
STATE EQUALIZED TAX RATE		
Local District School Taxes	.36	554,174.00
Regional & Consolidated School Tax	.75	1,148,898.78
School Taxes in Municipal Budget		
County Taxes	.41	623,044.41
County Library Taxes	.02	35,283.75
Local Municipal Purpose Taxes	.94	1,423,842.64
Veteran & Senior Citizen Taxes		46,400.00
Total Taxes for Rate Computation	2.48	3,831,643.58
Special District Taxes		
Bank Corp. Taxes		4,532.63
Added and Omitted Taxes		65,398.47
Total Taxes Levied - ABSTRACT		3,855,174.68
Total Taxes Billed		3,852,619.21
1980 TAXES COLLECTED		3,610,517.85
1980 Taxes Cancelled, Abated or Adjusted		6,003.63
Transfer to Tax Title Liens or Foreclosed		18,529.93
Balance Outstanding Dec. 31, 1980		217,567.80
PRIOR YEARS TAXES OUTSTANDING		
Balance January 1, 1980		279,131.02
Collected in 1980		271,356.90
Cancelled, Abated or Adjusted 1980		
Transfers to Tax Title Liens or Foreclosed		7,597.88
Balance December 31, 1980		176.24
TAX TITLE LIENS OUTSTANDING		
Balance January 1, 1980		367,160.03
Transfer From Taxes		26,500.52
Redeemed in 1980		343,396.82
Cancelled, Abated or Adjusted (1980)		
Transfers to Foreclosed Property		
Balance December 31, 1980		50,263.73
PROPERTY ACQUIRED BY DEED OR FORECLOSURE		
Balance January 1, 1980		420,688.00
Transfers From Taxes or Liens		
Sale for Cash (1980)		348,926.00
Cancelled, Abated or Adjusted (1980)		
Balance December 31, 1980		71,762.00
CURRENT FINANCES DECEMBER 31, 1980		
ASSETS		
Cash Dec. 31, 1980		1,422,557.33
Taxes Receivable		217,744.04
Tax Title Liens		50,263.73
Foreclosed Property		71,762.00
Emergencies & Other Deferred Charges		82,700.00
State and Federal Aid Receivable		60,000.00
Other Receivables		111,915.59
Total		2,016,942.69
LIABILITIES, RESERVES, AND SURPLUS		
Cash Liabilities		320,626.51
Reserves for Receivables		451,685.36
Surplus Dec. 31, 1980		1,244,630.82
Total		2,016,942.69

1980/3000

0503

Population 1970 205
Population 1980 255
S & P Rating
Moody Roting

General Tox Rate Per $100. 1.64
Stote Equolized Tox Rate 1.08

CAPE MAY POINT BOROUGH — CAPE MAY CO.

Form of Government:
Commission (1911)
Number of Members on Governing Body 3

PER CAPITA:

Gross Debt	412.55
Net Debt	400.63
Debt Service	63.14
Totol Tox Levy	1,269.18
Municipol Expenditures	1,106.08

PER CENT:

Gross Debt	.43
Net Debt	.41
Tox Levy Collected	95.82
Tax Levy Cancelled, Abated or Adjusted	.05

EXPENDITURES

GENERAL GOVERNMENT	
Governing Body & Public Boards	
Municipol Clerk	4,027.00
Finoncial Administrotion	6,000.00
Assessment of Taxes	2,846.52
Collection of Toxes	4,737.00
Plonning, Housing & Development	350.00
Humon Resources	
Elections	560.00
Generol Administrotion (other)	45,000.00
JUDICIARY	
Municipol Courts	2,535.00
PUBLIC SAFETY	
Fire Protection	2,600.00
Police Protection	28,000.00
Civil Defense & Disaster Control	1,080.06
Environmentol Inspection & Control	4,580.00
Other Public Sofety	
PUBLIC WORKS	
Streets ond Droinoge	24,900.00
Sewers ond Sewage Processing	45,300.00
Gorboge ond Trosh Disposol	12,000.00
Public Buildings ond Grounds	4,500.00
Other Public Works	8,820.00
HEALTH ond WELFARE	
Heolth Services Except Environmentol	25.00
Welfore-Public Assistonce	3,800.00
Hospitols, Clinics, First Aid	100.00
Animol, Insect, & Rodent Control	100.00
Other Welfare Services	
RECREATION ond CONSERVATION	
Beoches ond Boordwolks	26,688.42
Porks, Ploygrounds, Shode Trees	
Lond Reclomotion & Conservation	
Other Recreotionol Services	
EDUCATION (excluding schools)	
Librories	100.00
Other Educotionol Services	
STATUTORY EXPENDITURES	
Pensions & F. I. C. A.	6,000.00
Employee Fringe Benefits	
Other Stotutory Expenditures	620.00
CETA And Other Public Employment Programs	
MUNICIPAL FUNCTIONS TOTAL	235,269.00
CAPITAL IMPROVEMENTS *MEMO*	2,000.00
DEBT SERVICE	
Principol Payments	10,000.00
Interest Payments	6,100.00
DEFERRED CHARGES	13,594.62
SCHOOL, COUNTY, SPECIAL DISTRICT TAXES	146,752.68
RESERVE FOR UNCOLLECTED TAXES	17,086.11
EXPENDITURES TOTAL	428,802.41

REVENUES-REALIZED

1980 Property Toxes Collected		310,217.34
1980 Poyments in Lieu of Toxes		
Delinquent Tox & Lien Collections		18,445.18
Business Personolty Replacement Toxes		235.92
Toxes from Public Utilities		13,782.00
Other Miscelloneous Tox Revenues		
Stote Aid Revenues		1,751.31
Federol Aid Revenues		
Stote ond Locol Fiscol Assistance Act Utilized		6,452.56
Sole of Acquired Property		
Other Miscelloneous Revenues		49,719.98
	Totol	400,604.29
Prior Yeors Surplus Appropriated		33,800.00
REVENUES	TOTAL	434,404.29
Reserve For Uncollected Toxes		17,086.11

CAPITAL OUTLAY TOTAL

Public Enterprises	
Recreotion—Culture	
Public Works	
Buildings and Grounds	
Librory ond Educotion	
Conservotion	
All Other	

CAPITAL DEBT AUTHORIZED, DECEMBER 31, 1980

ISSUED AND UNISSUED	GROSS DEBT	NET DEBT
School		
Self-liquidating		
Other	105,200	102,160
Totol	105,200	102,160

ISSUED AND OUTSTANDING	
School	
Self-Liquidating	
Other	105,200.00
Totol	105,200.00
EQUALIZED VALUATION BASIS FOR NET DEBT COMPUTATION	24,628,365

REAL PROPERTY VALUATIONS

Code	Closs	# of Parcels	% VAL'N	ASSESSED VALUATION
1	Vacont Lond	254	14.44	2,802,200.00
2	Residentiol	444	84.22	16,347,900.00
3	Farm			
4o	Commercial	2	.69	133,900.00
4b	Industriol			
4c	Aportments	2	.65	127,000.00
Total		702		19,411,000.00

Land Area	.30 Sq. Miles	
Net Valuation Taxable-Municipal		19,465,745
Net Valuation Taxable-County		24,863,777
State Equalized Valuation		29,323,442
State Equalization Ratio		66.32

1980 PROPERTY TAX

STATE EQUALIZED TAX RATE →		
Locol District School Toxes	.10	30,250.00
Regionol & Consolidoted School Tox		
School Taxes in Municipol Budget		
County Taxes	.38	110,261.03
County Library Taxes	.02	6,241.65
Locol Municipol Purpose Taxes	.59	173,350.51
Veteron & Senior Citizen Toxes		7,900.00
Total Toxes for Rote Computotion	1.09	328,003.19
Special District Taxes		
Bank Corp. Taxes		
Added ond Omitted Toxes		3,537.63
Totol Toxes Levied - ABSTRACT		323,640.82
Totol Toxes Billed		323,756.26
1980 TAXES COLLECTED		310,217.34
1980 Toxes Concelled, Aboted or Adjusted		174.27
Tronsfer to Tox Title Liens or Foreclosed		
Bolonce Outstonding Dec. 31, 1980		13,364.65

PRIOR YEARS TAXES OUTSTANDING

Bolonce Jonuory 1, 1980	18,695.48
Collected in 1980	18,445.18
Concelled, Aboted or Adjusted 1980	
Tronsfers to Tax Title Liens or Foreclosed	
Bolonce December 31, 1980	250.30

TAX TITLE LIENS OUTSTANDING

Bolonce Jonuory 1, 1980	
Tronsfer From Toxes	
Redeemed in 1980	
Concelled, Aboted or Adjusted (1980)	
Tronsfers to Foreclosed Property	
Bolonce December 31, 1980	

PROPERTY ACQUIRED BY DEED OR FORECLOSURE

Bolonce Jonuory 1, 1980	13,575.00
Tronsfers From Toxes or Liens	
Sole for Cash (1980)	
Concelled, Aboted or Adjusted (1980)	
Bolonce December 31, 1980	13,575.00

CURRENT FINANCES DECEMBER 31, 1980

ASSETS

Cosh Dec. 31, 1980	131,093.68
Toxes Receivoble	13,614.95
Tox Title Liens	
Foreclosed Property	13,575.00
Emergencies & Other Deferred Charges	40,400.00
Stote and Federol Aid Receivable	
Other Receivobles	793.99
Total	199,477.62

LIABILITIES, RESERVES, AND SURPLUS

Cosh Liabilities	102,166.13
Reserves for Receivobles	27,386.56
Surplus Dec. 31, 1980	69,924.93
Totol	199,477.62

1980 3000

0205

Population 1970 6,725
Population 1980 6,166
S & P Rating
Maody Rating A

General Tax Rate Per $100. 1.16
State Equalized Tax Rate 1.19

CARLSTADT BOROUGH — BERGEN CO.

Form of Government:
Borough Council
Number of Members on Governing Body 6

PER CAPITA:		PER CENT:	
Gross Debt	1,204.56	Gross Debt	1.93
Net Debt	713.65	Net Debt	1.14
Debt Service	29.71	Tax Levy Collected	96.36
Total Tax Levy	854.55	Tax Levy Cancelled, Abated ar Adjusted	1.37
Municipal Expenditures	483.20		

EXPENDITURES

GENERAL GOVERNMENT	
Gaverning Body & Public Boards	16,366.68
Municipal Clerk	35,240.78
Financial Administratian	16,000.00
Assessment of Taxes	109,401.22
Collection of Taxes	30,693.77
Planning, Hausing & Develapment	4,900.00
Human Resaurces	10,325.00
Electians	1,574.82
General Administratian (other)	198,533.76
JUDICIARY	
Municipal Courts	21,027.72
PUBLIC SAFETY	
Fire Pratectian	123,727.88
Police Pratection	663,251.73
Civil Defense & Disaster Cantral	1,829.99
Environmental Inspectian & Cantral	21,909.87
Other Public Safety	
PUBLIC WORKS	
Streets and Drainage	252,062.80
Sewers and Sewage Processing	90,791.00
Garbage and Trash Disposal	100,444.47
Public Buildings and Grounds	166,862.34
Other Public Works	
HEALTH and WELFARE	
Health Services Except Environmental	19,480.50
Welfare-Public Assistance	3,970.00
Hospitals, Clinics, First Aid	
Animal, Insect, & Radent Cantral	
Other Welfare Services	
RECREATION and CONSERVATION	
Beaches and Baardwalks	
Parks, Playgraunds, Shade Trees	
Land Reclamatian & Conservation	
Other Recreational Services	32,286.00
EDUCATION (excluding schools)	
Libraries	152,259.82
Other Educatianal Services	
STATUTORY EXPENDITURES	
Pensions & F. I. C. A.	119,766.55
Employee Fringe Benefits	63,542.70
Other Statutory Expenditures	6,636.00
CETA And Other Public Emplayment Programs	170,000.00
MUNICIPAL FUNCTIONS TOTAL	2,432,885.40
CAPITAL IMPROVEMENTS *MEMO*	40,000.00
DEBT SERVICE	
Principal Payments	130,300.00
Interest Payments	52,864.50
DEFERRED CHARGES	63,454.17
SCHOOL, COUNTY, SPECIAL DISTRICT TAXES	4,344,721.13
RESERVE FOR UNCOLLECTED TAXES	299,922.10
EXPENDITURES TOTAL	7,324,147.30

REVENUES-REALIZED

1980 Property Taxes Collected		5,088,484.97
1980 Payments in Lieu af Taxes		
Delinquent Tax & Lien Collections		109,405.41
Business Personalty Replacement Taxes		349,043.56
Taxes from Public Utilities		660,458.00
Other Miscellaneous Tax Revenues		
State Aid Revenues		46,178.70
Federal Aid Revenues		109,095.78
State and Local Fiscal Assistance Act Utilized		117,697.76
Sale of Acquired Property		
Other Miscellaneous Revenues		356,388.78
	Total	6,836,752.96
Prior Years Surplus Appropriated		280,000.00
REVENUES	TOTAL	7,116,752.96
Reserve For Uncollected Taxes		299,922.10
CAPITAL OUTLAY	TOTAL	681,612.50
Public Enterprises		
Recreation—Culture		
Public Works		454,818.70
Buildings and Graunds		226,793.80
Library and Education		
Conservatian		
All Other		

CAPITAL DEBT AUTHORIZED, DECEMBER 31, 1980

ISSUED AND UNISSUED	GROSS DEBT	NET DEBT
School	3,025,920	
Self-liquidating		
Other	4,401,381	4,400,381
Total	7,427,301	4,400,381

ISSUED AND OUTSTANDING	
School	3,025,920.00
Self-Liquidating	
Other	3,513,150.00
Total	6,539,070.00
EQUALIZED VALUATION BASIS FOR NET DEBT COMPUTATION	384,782,532

REAL PROPERTY VALUATIONS

Code	Class	# of Parcels	% VAL'N	ASSESSED VALUATION
1	Vacant Land	128	7.37	33,152,700.00
2	Residential	1453	18.43	82,955,300.00
3	Farm			
4a	Commercial	155	17.81	80,131,700.00
4b	Industrial	264	55.70	250,699,500.00
4c	Apartments	16	.69	3,110,200.00
Total		2016		450,049,400.00

Land Area 4.20 Sq. Miles

Net Valuation Taxable-Municipal	452,698,188
Net Valuation Taxable-Caunty	414,761,701
State Equalized Valuation	440,769,208
State Equalizatian Ratio	102.74

1980 PROPERTY TAX

STATE EQUALIZED TAX RATE		
Local District School Taxes	.35	1,521,863.00
Regianal & Cansalidated Schaal Tax	.31	1,356,563.78
Schaal Taxes in Municipal Budget		
County Taxes	.33	1,466,294.35
County Library Taxes		
Local Municipal Purpose Taxes	.20	879,808.55
Veteran & Senior Citizen Taxes		59,800.00
Total Taxes for Rate Computation	1.19	5,284,329.68
Special District Taxes		
Bank Corp. Taxes		15,193.59
Added and Omitted Taxes		29,422.93
Total Taxes Levied - ABSTRACT		5,269,146.20
Total Taxes Billed		5,280,721.91
1980 TAXES COLLECTED		5,088,484.97
1980 Taxes Cancelled, Abated ar Adjusted		72,243.64
Transfer to Tax Title Liens or Foreclosed		3,921.96
Balance Outstanding Dec. 31, 1980		116,071.34

PRIOR YEARS TAXES OUTSTANDING

Balance January 1, 1980	189,416.12
Collected in 1980	103,977.20
Cancelled, Abated ar Adjusted 1980	
Transfers ta Tax Title Liens or Foreclosed	
Balance December 31, 1980	85,438.92

TAX TITLE LIENS OUTSTANDING

Balance January 1, 1980	27,715.41
Transfer Fram Taxes	3,921.96
Redeemed in 1980	5,428.21
Cancelled, Abated ar Adjusted (1980)	
Transfers to Foreclosed Property	
Balance December 31, 1980	26,209.16

PROPERTY ACQUIRED BY DEED OR FORECLOSURE

Balance January 1, 1980	300.00
Transfers From Taxes or Liens	
Sale for Cash (1980)	
Cancelled, Abated or Adjusted (1980)	
Balance December 31, 1980	300.00

CURRENT FINANCES DECEMBER 31, 1980

ASSETS

Cash Dec. 31, 1980	477,586.01
Taxes Receivable	201,510.26
Tax Title Liens	26,209.16
Foreclosed Property	300.00
Emergencies & Other Deferred Charges	15,900.00
State and Federal Aid Receivable	
Other Receivables	5,824.13
Total	727,329.56

LIABILITIES, RESERVES, AND SURPLUS

Cash Liabilities	250,400.72
Reserves for Receivables	233,843.55
Surplus Dec. 31, 1980	243,085.29
Total	727,329.56

1713

Population 1970 7,020
Population 1980 8,396
S & P Rating
Moody Rating

General Tax Rate Per $100. 3.82
State Equalized Tax Rate 2.69

CARNEYS POINT TOWNSHIP — SALEM COUNTY

Form of Government:
Township Committee
Number of Members on Governing Body 5

PER CAPITA:		PER CENT:	
Gross Debt	229.72	Gross Debt	2.06
Net Debt	30.27	Net Debt	.27
Debt Service	6.48	Tax Levy Collected	89.90
Total Tax Levy	330.90	Tax Levy Cancelled, Abated or Adjusted	
Municipal Expenditures	200.14		

EXPENDITURES		
GENERAL GOVERNMENT		
Governing Body & Public Boards		7,520.78
Municipal Clerk		8,761.86
Financial Administration		37,082.87
Assessment of Taxes		7,747.68
Collection of Taxes		25,450.00
Planning, Housing & Development		7,246.16
Human Resources		
Elections		
General Administration (other)		70,786.36
JUDICIARY		
Municipal Courts		33,298.87
PUBLIC SAFETY		
Fire Protection		34,183.67
Police Protection		502,638.86
Civil Defense & Disaster Control		100.00
Environmental Inspection & Control		13,988.85
Other Public Safety		5,000.00
PUBLIC WORKS		
Streets and Drainage		219,766.19
Sewers and Sewage Processing		15,863.40
Garbage and Trash Disposal		147,816.64
Public Buildings and Grounds		17,316.43
Other Public Works		
HEALTH and WELFARE		
Health Services Except Environmental		3,770.12
Welfare-Public Assistance		5,664.78
Hospitals, Clinics, First Aid		8,225.00
Animal, Insect, & Rodent Control		4,411.76
Other Welfare Services		
RECREATION and CONSERVATION		
Beaches and Boardwalks		
Parks, Playgrounds, Shade Trees		950.00
Land Reclamation & Conservation		
Other Recreational Services		2,700.00
EDUCATION (excluding schools)		
Libraries		6,000.00
Other Educational Services		
STATUTORY EXPENDITURES		
Pensions & F. I. C. A.		69,686.37
Employee Fringe Benefits		31,100.00
Other Statutory Expenditures		2,800.00
CETA And Other Public Employment Programs		
MUNICIPAL FUNCTIONS	TOTAL	1,289,886.65
CAPITAL IMPROVEMENTS	*MEMO*	2,220.00
DEBT SERVICE		
Principal Payments		49,020.00
Interest Payments		5,393.03
DEFERRED CHARGES		5,182.53
SCHOOL, COUNTY, SPECIAL DISTRICT TAXES		2,646,061.34
RESERVE FOR UNCOLLECTED TAXES		330,887.02
EXPENDITURES	TOTAL	4,326,430.57

REVENUES-REALIZED		
1980 Property Taxes Collected		2,493,794.61
1980 Payments in Lieu of Taxes		
Delinquent Tax & Lien Collections		304,728.99
Business Personalty Replacement Taxes		276,991.53
Taxes from Public Utilities		338,037.00
Other Miscellaneous Tax Revenues		50,000.00
State Aid Revenues		70,126.08
Federal Aid Revenues		
State and Local Fiscal Assistance Act Utilized		128,870.00
Sale of Acquired Property		
Other Miscellaneous Revenues		205,956.46
	Total	3,868,504.67
Prior Years Surplus Appropriated		425,000.00
REVENUES	TOTAL	4,293,504.67
Reserve For Uncollected Taxes		330,887.02
CAPITAL OUTLAY	TOTAL	183,462.27
Public Enterprises		
Recreation—Culture		
Public Works		107,348.53
Buildings and Grounds		76,113.74
Library and Education		
Conservation		
All Other		

CAPITAL DEBT AUTHORIZED, DECEMBER 31, 1980

ISSUED AND UNISSUED	GROSS DEBT	NET DEBT
School	1,674,617	
Self-liquidating		
Other	254,150	254,150
Total	1,928,767	254,150
ISSUED AND OUTSTANDING		
School		1,433,284.00
Self-Liquidating		
Other		185,250.00
Total		1,618,534.00
EQUALIZED VALUATION BASIS FOR NET DEBT COMPUTATION		93,491,062

REAL PROPERTY VALUATIONS

Code	Class	# of Parcels	% VAL'N	ASSESSED VALUATION
1	Vacant Land	601	4.81	3,431,400.00
2	Residential	2256	66.00	47,067,670.00
3	Farm	253	4.26	3,040,150.00
4a	Commercial	129	8.00	5,703,000.00
4b	Industrial	10	8.69	6,199,350.00
4c	Apartments	13	8.24	5,874,200.00
Total		3262		71,315,770.00

Land Area 17.90 Sq. Miles

Net Valuation Taxable-Municipal	72,397,573
Net Valuation Taxable-County	99,352,967
State Equalized Valuation	102,158,284
State Equalization Ratio	70.57

1980 PROPERTY TAX		
STATE EQUALIZED TAX RATE →		
Local District School Taxes		
Regional & Consolidated School Tax	1.76	1,805,655.32
School Taxes in Municipal Budget		
County Taxes	.82	840,406.02
County Library Taxes		
Local Municipal Purpose Taxes	.12	119,243.87
Veteran & Senior Citizen Taxes		68,073.00
Total Taxes for Rate Computation	2.70	2,833,378.21
Special District Taxes		
Bank Corp. Taxes		4,446.05
Added and Omitted Taxes		8,525.59
Total Taxes Levied - ABSTRACT		2,778,276.85
Total Taxes Billed		2,774,114.80
1980 TAXES COLLECTED		2,493,794.61
1980 Taxes Cancelled, Abated or Adjusted		
Transfer to Tax Title Liens or Foreclosed		
Balance Outstanding Dec. 31, 1980		280,320.19
PRIOR YEARS TAXES OUTSTANDING		
Balance January 1, 1980		245,197.22
Collected in 1980		241,526.80
Cancelled, Abated or Adjusted 1980		
Transfers to Tax Title Liens or Foreclosed		3,319.63
Balance December 31, 1980		351.79
TAX TITLE LIENS OUTSTANDING		
Balance January 1, 1980		237,352.45
Transfer From Taxes		3,671.70
Redeemed in 1980		63,202.19
Cancelled, Abated or Adjusted (1980)		823.51
Transfers to Foreclosed Property		
Balance December 31, 1980		176,998.45
PROPERTY ACQUIRED BY DEED OR FORECLOSURE		
Balance January 1, 1980		7,300.00
Transfers From Taxes or Liens		
Sale for Cash (1980)		
Cancelled, Abated or Adjusted (1980)		
Balance December 31, 1980		7,300.00

CURRENT FINANCES DECEMBER 31, 1980 ASSETS	
Cash Dec. 31, 1980	655,102.55
Taxes Receivable	280,671.98
Tax Title Liens	176,998.45
Foreclosed Property	7,300.00
Emergencies & Other Deferred Charges	10,012.97
State and Federal Aid Receivable	50,000.00
Other Receivables	59,945.43
Total	1,240,031.38
LIABILITIES, RESERVES, AND SURPLUS	
Cash Liabilities	147,675.45
Reserves for Receivables	524,915.86
Surplus Dec. 31, 1980	567,440.07
Total	1,240,031.38

1201

Population 1970 23,165
Population 1980 20,598
S & P Rating
Moody Rating A

General Tax Rate Per $100. 3.17
State Equalized Tax Rate 2.88

CARTERET BOROUGH — MIDDLESEX CO.

Form of Government:
Borough Council
Number of Members on Governing Body 6

PER CAPITA:		PER CENT:	
Gross Debt	216.91	Gross Debt	1.30
Net Debt	133.07	Net Debt	.80
Debt Service	14.63	Tax Levy Collected	93.37
Total Tax Levy	524.78	Tax Levy Cancelled, Abated or Adjusted	1.36
Municipal Expenditures	276.45		

EXPENDITURES		REVENUES-REALIZED	
GENERAL GOVERNMENT			
Governing Body & Public Boards			
Municipal Clerk		1980 Property Taxes Collected	10,113,072.51
Financial Administration	11,500.00	1980 Payments in Lieu of Taxes	
Assessment of Taxes	18,535.00	Delinquent Tax & Lien Collections	356,227.61
Collection of Taxes	62,000.00	Business Personalty Replacement Taxes	893,875.92
Planning, Housing & Development	12,915.00	Taxes from Public Utilities	882,590.00
Human Resources	39,990.00	Other Miscellaneous Tax Revenues	
Elections	8,535.00	State Aid Revenues	183,380.25
General Administration (other)	386,200.00	Federal Aid Revenues	
JUDICIARY		State and Local Fiscal Assistance Act Utilized	268,000.00
Municipal Courts	49,480.00	Sale of Acquired Property	
PUBLIC SAFETY		Other Miscellaneous Revenues	308,016.03
Fire Protection	544,300.00	Total	13,005,162.32
Police Protection	1,196,045.00	Prior Years Surplus Appropriated	300,000.00
Civil Defense & Disaster Control	2,500.00	REVENUES TOTAL	13,305,162.32
Environmental Inspection & Control	59,800.00	Reserve For Uncollected Taxes	638,299.50
Other Public Safety		CAPITAL OUTLAY TOTAL	99,633.54
PUBLIC WORKS			
Streets and Drainage	347,475.00	Public Enterprises	
Sewers and Sewage Processing	304,000.00	Recreation—Culture	
Garbage and Trash Disposal	303,000.00	Public Works	49,395.38
Public Buildings and Grounds	164,450.00	Buildings and Grounds	50,238.16
Other Public Works		Library and Education	
HEALTH and WELFARE		Conservation	
Health Services Except Environmental	90,000.00	All Other	
Welfare-Public Assistance	46,600.00	CAPITAL DEBT AUTHORIZED, DECEMBER 31, 1980	
Hospitals, Clinics, First Aid		ISSUED AND UNISSUED — GROSS DEBT / NET DEBT	
Animal, Insect, & Rodent Control		School	1,557,000
Other Welfare Services		Self-liquidating	
RECREATION and CONSERVATION		Other	2,911,000 / 2,741,000
Beaches and Boardwalks		Total	4,468,000 / 2,741,000
Parks, Playgrounds, Shade Trees	204,300.00		
Land Reclamation & Conservation		ISSUED AND OUTSTANDING	
Other Recreational Services	112,000.00	School	1,557,000.00
EDUCATION (excluding schools)		Self-Liquidating	
Libraries	113,946.00	Other	1,960,500.00
Other Educational Services		Total	3,517,500.00
STATUTORY EXPENDITURES		EQUALIZED VALUATION BASIS	
Pensions & F. I. C. A.	457,400.00	FOR NET DEBT COMPUTATION	344,055,021
Employee Fringe Benefits	145,000.00	REAL PROPERTY VALUATIONS	
Other Statutory Expenditures	18,000.00		
CETA And Other Public Employment Programs			
MUNICIPAL FUNCTIONS TOTAL	4,697,971.00		
CAPITAL IMPROVEMENTS *MEMO*	4,000.00		
DEBT SERVICE			
Principal Payments	210,000.00		
Interest Payments	91,356.53		
DEFERRED CHARGES	56,683.57		
SCHOOL, COUNTY, SPECIAL DISTRICT TAXES	7,906,081.13		
RESERVE FOR UNCOLLECTED TAXES	638,299.50		
EXPENDITURES TOTAL	13,600,391.73		

Code	Class	# of Parcels	% VAL'N	ASSESSED VALUATION
1	Vacant Land	303	2.74	9,208,000.00
2	Residential	4857	59.11	198,325,100.00
3	Farm			
4a	Commercial	228	10.99	36,885,300.00
4b	Industrial	95	26.34	88,376,100.00
4c	Apartments	3	.81	2,733,000.00
Total		5486		335,527,500.00

Land Area 4.30 Sq. Miles

Net Valuation Taxable-Municipal	339,248,450
Net Valuation Taxable-County	416,211,110
State Equalized Valuation	372,912,078
State Equalization Ratio	90.89

1980 PROPERTY TAX		
STATE EQUALIZED TAX RATE →		
Local District School Taxes	1.49	5,572,676.30
Regional & Consolidated School Tax		
School Taxes in Municipal Budget		
County Taxes	.63	2,333,404.83
County Library Taxes		
Local Municipal Purpose Taxes	.76	2,829,035.34
Veteran & Senior Citizen Taxes		200,980.00
Total Taxes for Rate Computation	2.88	10,936,096.47
Special District Taxes		
Bank Corp. Taxes		9,133.85
Added and Omitted Taxes		65,203.73
Total Taxes Levied - ABSTRACT		10,809,454.05
Total Taxes Billed		10,831,393.89
1980 TAXES COLLECTED		10,113,072.51
1980 Taxes Cancelled, Abated or Adjusted		147,354.28
Transfer to Tax Title Liens or Foreclosed		33,098.54
Balance Outstanding Dec. 31, 1980		537,868.56
PRIOR YEARS TAXES OUTSTANDING		
Balance January 1, 1980		1,032,274.33
Collected in 1980		343,994.02
Cancelled, Abated or Adjusted 1980		
Transfers to Tax Title Liens or Foreclosed		8,245.48
Balance December 31, 1980		680,034.83
TAX TITLE LIENS OUTSTANDING		
Balance January 1, 1980		173,311.44
Transfer From Taxes		34,954.17
Redeemed in 1980		12,233.59
Cancelled, Abated or Adjusted (1980)		
Transfers to Foreclosed Property		76,889.08
Balance December 31, 1980		119,142.94
PROPERTY ACQUIRED BY DEED OR FORECLOSURE		
Balance January 1, 1980		161,326.74
Transfers From Taxes or Liens		83,278.93
Sale for Cash (1980)		
Cancelled, Abated or Adjusted (1980)		
Balance December 31, 1980		244,605.67
CURRENT FINANCES DECEMBER 31, 1980		
ASSETS		
Cash Dec. 31, 1980		908,473.17
Taxes Receivable		1,217,903.39
Tax Title Liens		119,142.94
Foreclosed Property		244,605.67
Emergencies & Other Deferred Charges		
State and Federal Aid Receivable		1,869.23
Other Receivables		19,814.22
Total		2,511,808.62
LIABILITIES, RESERVES, AND SURPLUS		
Cash Liabilities		409,586.89
Reserves for Receivables		1,601,466.22
Surplus Dec. 31, 1980		500,755.51
Total		2,511,808.62

0704

Populatian 1970 15,600
Papulation 1980 12,600
S & P Rating
Maady Rating A

General Tax Rate Per $100. 3.28
State Equalized Tax Rate 2.49

CEDAR GROVE TOWNSHIP – ESSEX CO.

Form of Government:
Council-Manager Plan B (OMCL50)
Number of Members on Governing Body 5

PER CAPITA		PER CENT:	
Gross Debt	282.06	Gross Debt	1.32
Net Debt	113.97	Net Debt	.53
Debt Service	15.65	Tax Levy Collected	98.09
Total Tax Levy	615.91	Tax Levy Cancelled, Abated or Adjusted	.54
Municipal Expenditures	272.20		

EXPENDITURES		REVENUES-REALIZED	
GENERAL GOVERNMENT			
Governing Body & Public Baards	6,120.00		
Municipal Clerk	43,869.00	1980 Property Taxes Collected	7,614,645.81
Financial Administratian	65,241.00	1980 Payments in Lieu af Taxes	
Assessment af Taxes	43,643.00	Delinquent Tax & Lien Collections	79,959.72
Collection of Taxes	37,605.00	Business Persanalty Replacement Taxes	169,251.16
Planning, Hausing & Develapment	20,024.00	Taxes fram Public Utilities	551,648.00
Human Resaurces		Other Miscellaneous Tax Revenues	
Elections	2,429.00	State Aid Revenues	148,003.23
General Administratian (ather)	377,682.00	Federal Aid Revenues	
JUDICIARY		State and Local Fiscal Assistance Act Utilized	418,187.04
Municipal Courts	32,944.00	Sale of Acquired Praperty	
PUBLIC SAFETY		Other Miscellaneous Revenues	705,356.27
Fire Protection	160,719.00	Tatal	9,687,051.23
Palice Pratectian	714,661.00	Prior Years Surplus Appropriated	650,000.00
Civil Defense & Disaster Cantral	6,845.00	REVENUES TOTAL	10,337,051.23
Enviranmental Inspection & Cantral	26,906.00	Reserve For Uncallected Taxes	288,366.73
Other Public Safety		CAPITAL OUTLAY TOTAL	1,003,569.12
PUBLIC WORKS			
Streets and Drainage	404,701.00	Public Enterprises	276,461.01
Sewers and Sewage Processing		Recreation—Culture	
Garbage and Trash Dispasal	138,180.06	Public Works	712,248.93
Public Buildings and Grounds	108,763.00	Buildings and Grounds	14,859.18
Other Public Works	19,252.61	Library and Educatian	
HEALTH and WELFARE		Conservation	
Health Services Except Environmental	63,372.00	All Other	
Welfare-Public Assistance	11,095.00	CAPITAL DEBT AUTHORIZED, DECEMBER 31, 1980	
Haspitals, Clinics, First Aid		ISSUED AND UNISSUED — GROSS DEBT — NET DEBT	
Animal, Insect, & Rodent Cantral		School 184,000	
Other Welfare Services		Self-liquidating 1,934,000	
RECREATION and CONSERVATION		Other 1,436,000 — 1,436,000	
Beaches and Boardwalks		Total 3,554,000 — 1,436,000	
Parks, Playgrounds, Shade Trees	79,697.00		
Land Reclamatian & Canservation	200.00	ISSUED AND OUTSTANDING	
Other Recreatianal Services	125,546.00	School	184,000.00
EDUCATION (excluding schools)		Self-Liquidating	1,934,000.00
Libraries	132,094.00	Other	950,000.00
Other Educational Services	3,500.00	Tatal	3,068,000.00
STATUTORY EXPENDITURES		EQUALIZED VALUATION BASIS FOR NET DEBT COMPUTATION	269,103,975
Pensions & F. I. C. A.	215,425.00		
Employee Fringe Benefits	75,365.00	REAL PROPERTY VALUATIONS	
Other Statutory Expenditures	7,500.00	Cade Class # af Parcels % VAL'N ASSESSED VALUATION	
CETA And Other Public Employment Programs		1 Vacant Land 247 5.17 11,977,200.00	
MUNICIPAL FUNCTIONS TOTAL	2,923,388.67	2 Residential 3070 72.35 167,478,100.00	
CAPITAL IMPROVEMENTS *MEMO*	10,000.00	3 Farm 5 .20 478,800.00	
DEBT SERVICE		4a Commercial 98 10.06 23,293,900.00	
Principal Payments	135,000.00	4b Industrial 41 7.21 16,697,800.00	
Interest Payments	62,158.00	4c Apartments 7 4.99 11,546,600.00	
		Total 3468 231,472,400.00	
DEFERRED CHARGES	20,842.32	Land Area 4.50 Sq. Miles	
SCHOOL, COUNTY, SPECIAL DISTRICT TAXES	6,472,683.77	Net Valuation Taxable-Municipal	232,827,400
RESERVE FOR UNCOLLECTED TAXES	288,366.73	Net Valuation Taxable-County	137,613,583
EXPENDITURES TOTAL	9,902,439.49	State Equalized Valuation	305,685,031
		State Equalization Ratio	76.06

1980 PROPERTY TAX		
STATE EQUALIZED TAX RATE		
Local District Schaal Taxes	1.51	4,623,103.50
Regianal & Cansolidated Schaal Tax		
School Taxes in Municipal Budget		
County Taxes	.59	1,791,660.27
Caunty Library Taxes		
Local Municipal Purpase Taxes	.39	1,206,023.45
Veteran & Senior Citizen Taxes		85,330.00
Totol Taxes for Rate Computation	2.49	7,706,117.22
Special District Taxes		57,920.00
Bank Carp. Taxes		18,303.43
Added and Omitted Taxes		63,463.73
Total Taxes Levied - ABSTRACT		7,760,474.38
Total Taxes Billed		7,762,866.87
1980 TAXES COLLECTED		7,614,645.81
1980 Taxes Cancelled, Abated ar Adjusted		41,649.73
Transfer to Tax Title Liens or Fareclosed		1,436.54
Balance Outstanding Dec. 31, 1980		105,134.79
PRIOR YEARS TAXES OUTSTANDING		
Balance January 1, 1980		87,408.50
Collected in 1980		79,049.17
Cancelled, Abated or Adjusted 1980		
Transfers to Tax Title Liens or Fareclased		294.30
Balance December 31, 1980		8,065.03
TAX TITLE LIENS OUTSTANDING		
Balance January 1, 1980		2,034.42
Transfer From Taxes		1,730.84
Redeemed in 1980		910.55
Cancelled, Abated ar Adjusted (1980)		
Transfers ta Foreclosed Property		
Balance December 31, 1980		2,854.71
PROPERTY ACQUIRED BY DEED OR FORECLOSURE		
Balance January 1, 1980		377,900.00
Transfers Fram Taxes or Liens		
Sale for Cash (1980)		
Cancelled. Abated or Adjusted (1980)		
Balance December 31, 1980		377,900.00
CURRENT FINANCES DECEMBER 31, 1980		
ASSETS		
Cash Dec. 31, 1980		5,681,471.75
Taxes Receivable		113,199.82
Tax Title Liens		2,854.71
Fareclosed Praperty		377,900.00
Emergencies & Other Deferred Charges		26,476.84
State and Federal Aid Receivable		4,810.90
Other Receivables		2,271.16
Tatal		6,208,985.18
LIABILITIES, RESERVES, AND SURPLUS		
Cash Liabilities		4,558,645.83
Reserves for Receivables		496,225.69
Surplus Dec. 31, 1980		1,154,113.66
Tatal		6,208,985.18

1404

Papulation 1970 9,585
Papulation 1980 8,537
S & P Rating
Maady Rating AA

General Tax Rate Per $100. 2.00
State Equalized Tax Rate 2.17

CHATHAM BOROUGH – MORRIS CO.

Form of Government:
Borough Council
Number of Members on Governing Body 6

PER CAPITA:		PER CENT:	
Grass Debt	184.76	Gross Debt	.64
Net Debt	143.18	Net Debt	.49
Debt Service	12.08	Tax Levy Collected	97.81
Total Tax Levy	731.79	Tax Levy Cancelled, Abated or Adjusted	.39
Municipal Expenditures	311.73		

EXPENDITURES	
GENERAL GOVERNMENT	
Gaverning Body & Public Baards	
Municipal Clerk	
Financial Administration	4,950.00
Assessment of Taxes	17,500.00
Collectian af Taxes	16,681.00
Planning, Hausing & Development	9,625.00
Human Resaurces	
Elections	
General Administration (ather)	275,735.80
JUDICIARY	
Municipal Caurts	22,440.00
PUBLIC SAFETY	
Fire Pratection	60,318.00
Police Pratection	526,428.00
Civil Defense & Disastér Cantral	6,135.00
Environmental Inspectian & Cantrol	16,210.00
Other Public Safety	
PUBLIC WORKS	
Streets and Drainage	382,980.45
Sewers and Sewage Processing	143,747.00
Garbage and Trash Dispasal	
Public Buildings and Grounds	13,185.00
Other Public Works	39,874.00
HEALTH and WELFARE	
Health Services Except Environmental	17,585.00
Welfare-Public Assistance	1,850.00
Hospitals, Clinics, First Aid	
Animal, Insect, & Radent Cantral	8,100.00
Other Welfare Services	
RECREATION and CONSERVATION	
Beaches and Baardwalks	
Parks, Playgraunds, Shade Trees	19,215.00
Land Reclamatian & Canservation	885.00
Other Recreational Services	51,300.00
EDUCATION (excluding schools)	
Libraries	124,382.00
Other Educatianal Services	
STATUTORY EXPENDITURES	
Pensions & F. I. C. A.	130,137.35
Employee Fringe Benefits	36,500.00
Other Statutary Expenditures	4,776.00
CETA And Other Public Employment Programs	11,699.00
MUNICIPAL FUNCTIONS TOTAL	1,942,238.60
CAPITAL IMPROVEMENTS *MEMO*	100.00
DEBT SERVICE	
Principal Payments	73,000.00
Interest Payments	30,128.00
DEFERRED CHARGES	20,000.00
SCHOOL, COUNTY, SPECIAL DISTRICT TAXES	5,099,789.09
RESERVE FOR UNCOLLECTED TAXES	595,901.70
EXPENDITURES TOTAL	7,761,057.39

REVENUES-REALIZED		
1980 Property Taxes Collected		6,093,044.16
1980 Payments in Lieu of Taxes		
Delinquent Tax & Lien Collections		144,694.55
Business Persanalty Replacement Taxes		120,077.40
Taxes fram Public Utilities		320,912.74
Other Miscellaneaus Tax Revenues		
State Aid Revenues		71,052.57
Federal Aid Revenues		13,079.81
State and Local Fiscal Assistance Act Utilized		39,874.00
Sale af Acquired Praperty		
Other Miscellaneous Revenues		352,154.32
	Total	7,154,889.55
Priar Years Surplus Appraprieted		910,000.00
REVENUES	TOTAL	8,064,889.55
Reserve Far Uncallected Taxes		595,901.70
CAPITAL OUTLAY	TOTAL	145,056.05
Public Enterprises		56,313.82
Recreation—Culture		
Public Works		20,825.08
Buildings and Grounds		67,917.15
Library and Education		
Conservatian		
All Other		

CAPITAL DEBT AUTHORIZED, DECEMBER 31, 1980

ISSUED AND UNISSUED	GROSS DEBT	NET DEBT
School	350,000	
Self-liquidating	5,000	
Other	1,222,300	1,222,300
Total	1,577,300	1,222,300

ISSUED AND OUTSTANDING	
School	350,000.00
Self-Liquidating	5,000.00
Other	631,000.00
Total	986,000.00
EQUALIZED VALUATION BASIS FOR NET DEBT COMPUTATION	247,933,227

REAL PROPERTY VALUATIONS

Code	Class	# of Parcels	% VAL'N	ASSESSED VALUATION
1	Vacant Land	97	1.29	4,006,700.00
2	Residential	2514	78.00	241,657,500.00
3	Farm	2	.01	17,200.00
4a	Commercial	136	15.38	47,663,000.00
4b	Industrial	23	1.17	3,636,300.00
4c	Apartments	11	4.14	12,824,000.00
Total		2783		309,805,100.00

Land Area 2.35 Sq. Miles

Net Valuation Taxable-Municipal	310,896,934
Net Valuation Taxable-County	295,125,196
State Equalized Valuation	286,240,175
State Equalization Ratio	108.68

1980 PROPERTY TAX		
STATE EQUALIZED TAX RATE →		
Local District Schaal Taxes	1.41	4,030,879.00
Regianal & Cansalidated School Tax		
School Taxes in Municipal Budget		
County Taxes	.37	1,068,910.09
County Library Taxes		
Local Municipal Purpose Taxes	.39	1,113,729.56
Veteran & Seniar Citizen Taxes		58,160.00
Totol Taxes for Rate Computation	2.17	6,271,678.65
Special District Taxes		
Bank Corp. Taxes		22,124.75
Added and Omitted Taxes		11,682.80
Total Taxes Levied - ABSTRACT		6,247,326.20
Total Taxes Billed		6,229,621.48
1980 TAXES COLLECTED		6,093,044.16
1980 Taxes Cancelled, Abated or Adjusted		24,007.98
Transfer ta Tax Title Liens or Foreclosed		3,102.00
Balance Outstanding Dec. 31, 1980		109,467.34
PRIOR YEARS TAXES OUTSTANDING		
Balance January 1, 1980		153,369.09
Collected in 1980		144,694.55
Cancelled, Abated or Adjusted 1980		
Transfers ta Tax Title Liens or Foreclosed		1,006.40
Balance December 31, 1980		7,668.14
TAX TITLE LIENS OUTSTANDING		
Balance January 1, 1980		1,120.27
Transfer Fram Taxes		4,244.41
Redeemed in 1980		
Cancelled, Abated ar Adjusted (1980)		
Transfers ta Foreclased Property		
Balance December 31, 1980		5,364.68
PROPERTY ACQUIRED BY DEED OR FORECLOSURE		
Balance January 1, 1980		34,100.00
Transfers From Taxes or Liens		
Sale for Cash (1980)		
Cancelled, Abated or Adjusted (1980)		
Balance December 31, 1980		34,100.00
CURRENT FINANCES DECEMBER 31, 1980		
ASSETS		
Cash Dec. 31, 1980		1,381,099.14
Taxes Receivable		117,135.48
Tax Title Liens		5,364.68
Foreclosed Praperty		34,100.00
Emergencies & Other Deferred Charges		
State and Federal Aid Receivable		
Other Receivables		9,861.26
Total		1,547,560.56
LIABILITIES, RESERVES, AND SURPLUS		
Cash Liabilities		358,789.98
Reserves for Receivables		166,461.42
Surplus Dec. 31, 1980		1,022,309.16
Total		1,547,560.56

1405

Population 1970 8,120
Population 1980 8,883
S & P Rating
Moody Rating AA-1

General Tax Rate Per $100. 2.08
State Equalized Tax Rate 2.15

CHATHAM TOWNSHIP — MORRIS CO.

Form of Government:
Township Committee
Number of Members on Governing Body 5

PER CAPITA:		PER CENT:	
Gross Debt	756.57	Gross Debt	2.33
Net Debt	164.78	Net Debt	.51
Debt Service	19.34	Tax Levy Collected	97.56
Total Tax Levy	820.43	Tax Levy Cancelled, Abated or Adjusted	.87
Municipal Expenditures	328.31		

EXPENDITURES		REVENUES-REALIZED	
GENERAL GOVERNMENT			
Governing Body & Public Boards			
Municipal Clerk		1980 Property Taxes Collected	7,117,277.85
Financial Administration		1980 Payments in Lieu of Taxes	12,323.00
Assessment of Taxes	20,675.00	Delinquent Tax & Lien Collections	88,705.95
Collection of Taxes	42,341.00	Business Personalty Replacement Taxes	32,063.88
Planning, Housing & Development	26,490.00	Taxes from Public Utilities	469,934.00
Human Resources		Other Miscellaneous Tax Revenues	
Elections	3,000.00	State Aid Revenues	76,838.57
General Administration (other)	338,828.13	Federal Aid Revenues	
JUDICIARY		State and Local Fiscal Assistance Act Utilized	40,112.59
Municipal Courts	16,887.00	Sale of Acquired Property	
PUBLIC SAFETY		Other Miscellaneous Revenues	569,471.76
Fire Protection	81,000.00	Total	8,406,727.60
Police Protection	603,475.00	Prior Years Surplus Appropriated	489,000.00
Civil Defense & Disaster Control	3,158.00	REVENUES TOTAL	8,895,727.60
Environmental Inspection & Control	25,375.00	Reserve For Uncollected Taxes	448,292.92
Other Public Safety		CAPITAL OUTLAY TOTAL	163,783.39
PUBLIC WORKS			
Streets and Drainage	619,253.28	Public Enterprises	11,779.01
Sewers and Sewage Processing	75,500.18	Recreation—Culture	
Garbage and Trash Disposal		Public Works	69,337.75
Public Buildings and Grounds	45,300.00	Buildings and Grounds	82,666.63
Other Public Works		Library and Education	
HEALTH and WELFARE		Conservation	
Health Services Except Environmental	13,015.00	All Other	
Welfare-Public Assistance	1,305.00	CAPITAL DEBT AUTHORIZED, DECEMBER 31, 1980	
Hospitals, Clinics, First Aid	1,000.00	ISSUED AND UNISSUED — GROSS DEBT / NET DEBT	
Animal, Insect, & Rodent Control	5,100.00	School	4,961,000
Other Welfare Services		Self-liquidating	171,000
RECREATION and CONSERVATION		Other	1,588,600 1,463,768
Beaches and Boardwalks		Total	6,720,600 1,463,768
Parks, Playgrounds, Shade Trees	17,357.00		
Land Reclamation & Conservation		ISSUED AND OUTSTANDING	
Other Recreational Services		School	4,961,000.00
EDUCATION (excluding schools)		Self-Liquidating	171,000.00
Libraries	120,629.00	Other	1,477,000.00
Other Educational Services		Total	6,609,000.00
STATUTORY EXPENDITURES		EQUALIZED VALUATION BASIS FOR NET DEBT COMPUTATION	287,956,185
Pensions & F. I. C. A.	149,200.00		
Employee Fringe Benefits	44,625.00	REAL PROPERTY VALUATIONS	
Other Statutory Expenditures	10,000.00	Code Class # of Parcels % VAL'N ASSESSED VALUATION	
CETA And Other Public Employment Programs	19,220.00	1 Vacant Land 303 2.24 7,807,100.00	
MUNICIPAL FUNCTIONS TOTAL	2,282,733.59	2 Residential 2566 88.10 306,804,600.00	
CAPITAL IMPROVEMENTS *MEMO*	91,715.00	3 Farm 19 .30 1,054,600.00	
DEBT SERVICE		4a Commercial 27 4.80 16,728,100.00	
Principal Payments	100,000.00	4b Industrial 1 .01 32,500.00	
Interest Payments	71,830.00	4c Apartments 3 4.54 15,825,600.00	
		Total 2919 348,252,500.00	
DEFERRED CHARGES	13,500.00	Land Area 9.10 Sq. Miles	
SCHOOL, COUNTY, SPECIAL DISTRICT TAXES	5,920,292.47	Net Valuation Taxable-Municipal	349,048,636
RESERVE FOR UNCOLLECTED TAXES	448,292.92	Net Valuation Taxable-County	331,818,923
EXPENDITURES TOTAL	8,836,648.98	State Equalized Valuation	336,428,846
		State Equalization Ratio	103.76

1980 PROPERTY TAX		
STATE EQUALIZED TAX RATE →		
Local District School Taxes	1.40	4,718,506.00
Regional & Consolidated School Tax		
School Taxes in Municipal Budget		
County Taxes	.36	1,201,786.47
County Library Taxes		
Local Municipal Purpose Taxes	.39	1,327,251.66
Veteran & Senior Citizen Taxes		48,830.00
Total Taxes for Rate Computation	2.15	7,296,374.13
Special District Taxes		
Bank Corp. Taxes		5,418.34
Added and Omitted Taxes		34,915.05
Total Taxes Levied - ABSTRACT		7,287,877.52
Total Taxes Billed		7,295,417.88
1980 TAXES COLLECTED		7,117,277.85
1980 Taxes Cancelled, Abated or Adjusted		63,459.59
Transfer to Tax Title Liens or Foreclosed		4,340.96
Balance Outstanding Dec. 31, 1980		110,339.48
PRIOR YEARS TAXES OUTSTANDING		
Balance January 1, 1980		89,528.02
Collected in 1980		88,705.95
Cancelled, Abated or Adjusted 1980		67.56
Transfers to Tax Title Liens or Foreclosed		196.04
Balance December 31, 1980		558.47
TAX TITLE LIENS OUTSTANDING		
Balance January 1, 1980		24,013.33
Transfer From Taxes		4,564.01
Redeemed in 1980		
Cancelled, Abated or Adjusted (1980)		
Transfers to Foreclosed Property		
Balance December 31, 1980		28,577.34
PROPERTY ACQUIRED BY DEED OR FORECLOSURE		
Balance January 1, 1980		6,450.00
Transfers From Taxes or Liens		
Sale for Cash (1980)		
Cancelled, Abated or Adjusted (1980)		
Balance December 31, 1980		6,450.00
CURRENT FINANCES DECEMBER 31, 1980		
ASSETS		
Cash Dec. 31, 1980		946,779.45
Taxes Receivable		110,897.95
Tax Title Liens		28,577.34
Foreclosed Property		6,450.00
Emergencies & Other Deferred Charges		140,500.00
State and Federal Aid Receivable		13,265.00
Other Receivables		10,718.40
Total		1,257,188.14
LIABILITIES, RESERVES, AND SURPLUS		
Cash Liabilities		504,875.08
Reserves for Receivables		156,643.69
Surplus Dec. 31, 1980		595,669.37
Total		1,257,188.14

0409

Population 1970 64,725
Population 1980 68,785
S & P Rating
Moody Rating AA

General Tax Rate Per $100 3.92
State Equalized Tax Rate 2.92

CHERRY HILL TOWNSHIP — CAMDEN CO.

Form of Government:
Council-Manager Plan B (OMCL50)
Number of Members on Governing Body 7

PER CAPITA		PER CENT	
Gross Debt	574.32	Gross Debt	2.93
Net Debt	307.05	Net Debt	1.56
Debt Service	23.85	Tax Levy Collected	96.10
Total Tax Levy	705.48	Tax Levy Cancelled, Abated or Adjusted	.89
Municipal Expenditures	217.94		

EXPENDITURES	
GENERAL GOVERNMENT	
Governing Body & Public Boards	56,718.00
Municipal Clerk	109,703.00
Financial Administration	134,832.00
Assessment of Taxes	171,267.00
Collection of Taxes	128,603.00
Planning, Housing & Development	118,044.00
Human Resources	
Elections	
General Administration (other)	1,076,310.50
JUDICIARY	
Municipal Courts	180,930.00
PUBLIC SAFETY	
Fire Protection	
Police Protection	3,498,590.94
Civil Defense & Disaster Control	13,800.00
Environmental Inspection & Control	215,213.00
Other Public Safety	
PUBLIC WORKS	
Streets and Drainage	959,538.93
Sewers and Sewage Processing	787,000.00
Garbage and Trash Disposal	
Public Buildings and Grounds	384,500.00
Other Public Works	465,598.00
HEALTH and WELFARE	
Health Services Except Environmental	347,382.00
Welfare-Public Assistance	15,285.00
Hospitals, Clinics, First Aid	
Animal, Insect, & Rodent Control	
Other Welfare Services	
RECREATION and CONSERVATION	
Beaches and Boardwalks	
Parks, Playgrounds, Shade Trees	20,000.00
Land Reclamation & Conservation	
Other Recreational Services	222,500.00
EDUCATION (excluding schools)	
Libraries	468,000.00
Other Educational Services	
STATUTORY EXPENDITURES	
Pensions & F. I. C. A.	747,857.72
Employee Fringe Benefits	276,734.31
Other Statutory Expenditures	37,303.00
CETA And Other Public Employment Programs	375,000.00
MUNICIPAL FUNCTIONS TOTAL	10,810,710.40
CAPITAL IMPROVEMENTS *MEMO*	170,128.00
DEBT SERVICE	
Principal Payments	726,000.00
Interest Payments	914,207.80
DEFERRED CHARGES	660.32
SCHOOL, COUNTY, SPECIAL DISTRICT TAXES	43,900,336.41
RESERVE FOR UNCOLLECTED TAXES	2,539,550.28
EXPENDITURES TOTAL	58,891,465.21

REVENUES REALIZED		
1980 Property Taxes Collected		46,597,495.65
1980 Payments in Lieu of Taxes		
Delinquent Tax & Lien Collections		1,807,788.08
Business Personalty Replacement Taxes		1,206,985.35
Taxes from Public Utilities		3,253,541.00
Other Miscellaneous Tax Revenues		30,313.73
State Aid Revenues		493,419.45
Federal Aid Revenues		324,495.54
State and Local Fiscal Assistance Act Utilized		790,929.94
Sale of Acquired Property		
Other Miscellaneous Revenues		2,367,281.93
	Total	56,872,250.67
Prior Years Surplus Appropriated		3,153,769.00
REVENUES	TOTAL	60,026,019.67
Reserve For Uncollected Taxes		2,539,550.28
CAPITAL OUTLAY	TOTAL	4,046,917.85
Public Enterprises		430,034.56
Recreation—Culture		591,606.39
Public Works		3,020,286.81
Buildings and Grounds		4,990.09
Library and Education		
Conservation		
All Other		

CAPITAL DEBT AUTHORIZED, DECEMBER 31, 1980

ISSUED AND UNISSUED	GROSS DEBT	NET DEBT
School	12,107,000	
Self-liquidating	6,277,394	
Other	21,120,356	21,120,356
Total	39,504,751	21,120,356

ISSUED AND OUTSTANDING	
School	12,107,000.00
Self-Liquidating	5,634,700.00
Other	16,801,978.00
Total	34,543,678.00
EQUALIZED VALUATION BASIS FOR NET DEBT COMPUTATION	1,349,979,452

REAL PROPERTY VALUATIONS

Code	Class	# of Parcels	% VAL'N	ASSESSED VALUATION
1	Vacant Land	1860	3.04	34,410,930.00
2	Residential	18309	65.16	737,879,025.00
3	Farm	79	.33	3,821,500.00
4a	Commercial	628	23.14	262,076,105.00
4b	Industrial	117	4.91	55,635,800.00
4c	Apartments	17	3.41	38,643,300.00
Total		21010		1,132,466,660.00

Land Area 24.18 Sq. Miles

Net Valuation Taxable-Municipal	1,146,021,443
Net Valuation Taxable-County	1,364,036,430
State Equalized Valuation	1,529,168,621
State Equalization Ratio	74.72

1980 PROPERTY TAX		
STATE EQUALIZED TAX RATE		
Local District School Taxes	1.77	27,092,567.25
Regional & Consolidated School Tax		
School Taxes in Municipal Budget		
County Taxes	.97	14,898,153.16
County Library Taxes		
Local Municipal Purpose Taxes	.19	2,979,655.73
Veteran & Senior Citizen Taxes		414,960.00
Total Taxes for Rate Computation	2.93	45,385,336.14
Special District Taxes		1,909,616.00
Bank Corp. Taxes		69,758.44
Added and Omitted Taxes		1,576,557.78
Total Taxes Levied - ABSTRACT		48,526,308.36
Total Taxes Billed		48,486,546.24
1980 TAXES COLLECTED		46,597,495.65
1980 Taxes Cancelled, Abated or Adjusted		431,338.65
Transfer to Tax Title Liens or Foreclosed		113,823.40
Balance Outstanding Dec. 31, 1980		1,343,888.54
PRIOR YEARS TAXES OUTSTANDING		
Balance January 1, 1980		1,628,919.07
Collected in 1980		1,075,285.06
Cancelled, Abated or Adjusted 1980		1,970.84
Transfers to Tax Title Liens or Foreclosed		517,702.04
Balance December 31, 1980		33,961.13
TAX TITLE LIENS OUTSTANDING		
Balance January 1, 1980		411,008.20
Transfer From Taxes		729,631.51
Redeemed in 1980		732,503.02
Cancelled, Abated or Adjusted (1980)		14,739.73
Transfers to Foreclosed Property		
Balance December 31, 1980		393,396.96
PROPERTY ACQUIRED BY DEED OR FORECLOSURE		
Balance January 1, 1980		350,807.00
Transfers From Taxes or Liens		
Sale for Cash (1980)		
Cancelled, Abated or Adjusted (1980)		
Balance December 31, 1980		350,807.00

CURRENT FINANCES DECEMBER 31, 1980	
ASSETS	
Cash Dec. 31, 1980	7,396,945.63
Taxes Receivable	1,377,849.67
Tax Title Liens	393,396.96
Foreclosed Property	350,807.00
Emergencies & Other Deferred Charges	
State and Federal Aid Receivable	56,906.37
Other Receivables	75,268.97
Total	9,651,174.60
LIABILITIES, RESERVES, AND SURPLUS	
Cash Liabilities	2,205,356.87
Reserves for Receivables	2,194,926.60
Surplus Dec. 31, 1980	5,250,891.13
Total	9,651,174.60

0410

Population 1970	805
Population 1980	1,590
S & P Rating	
Moody Rating	

General Tax Rate Per $100. 2.99

State Equalized Tax Rate 2.99

CHESILHURST BOROUGH — CAMDEN CO.

Form of Government:
Borough Council
Number of Members on Governing Body 6

PER CAPITA		PER CENT	
Gross Debt	455.58	Gross Debt	5.10
Net Debt	152.67	Net Debt	1.71
Debt Service	2.66	Tax Levy Collected	79.63
Total Tax Levy	301.55	Tax Levy Cancelled, Abated or Adjusted	
Municipal Expenditures	252.28		

EXPENDITURES	
GENERAL GOVERNMENT	
Governing Body & Public Boards	1,106.58
Municipol Clerk	
Finoncial Administrotion	8,727.00
Assessment of Taxes	2,126.80
Collection of Taxes	6,540.61
Planning, Housing & Development	1,100.00
Human Resources	1,000.00
Elections	1,515.00
General Administration (other)	39,114.60
JUDICIARY	
Municipol Courts	7,110.53
PUBLIC SAFETY	
Fire Protection	14,479.23
Police Protection	49,170.00
Civil Defense & Disaster Control	417.52
Environmental Inspection & Control	
Other Public Safety	
PUBLIC WORKS	
Streets and Drainage	96,431.11
Sewers and Sewage Processing	
Garbage and Trash Disposal	13,677.00
Public Buildings ond Grounds	9,650.00
Other Public Works	12,850.08
HEALTH ond WELFARE	
Health Services Except Environmentol	
Welfare-Public Assistance	3,075.00
Hospitals, Clinics, First Aid	
Animal, Insect, & Rodent Control	100.00
Other Welfare Services	
RECREATION and CONSERVATION	
Beaches ond Boardwalks	
Parks, Playgrounds, Shade Trees	
Land Reclamation & Conservation	
Other Recreational Services	2,282.05
EDUCATION (excluding schools)	
Libraries	
Other Educationol Services	
STATUTORY EXPENDITURES	
Pensions & F. I. C. A.	8,136.00
Employee Fringe Benefits	
Other Statutory Expenditures	725.00
CETA And Other Public Employment Programs	17,800.00
MUNICIPAL FUNCTIONS TOTAL	297,104.11
CAPITAL IMPROVEMENTS *MEMO*	1,000.00
DEBT SERVICE	
Principal Payments	4,100.00
Interest Payments	133.25
DEFERRED CHARGES	1,913.39
SCHOOL, COUNTY, SPECIAL DISTRICT TAXES	434,306.65
RESERVE FOR UNCOLLECTED TAXES	97,873.03
EXPENDITURES TOTAL	835,420.43

REVENUES-REALIZED	
1980 Property Taxes Collected	373,829.00
1980 Payments in Lieu of Taxes	
Delinquent Tax & Lien Collections	66,984.42
Business Personalty Replacement Taxes	5,739.52
Taxes from Public Utilities	63,845.00
Other Miscelloneous Tax Revenues	73,000.00
State Aid Revenues	13,951.69
Federal Aid Revenues	13,409.51
State and Local Fiscal Assistance Act Utilized	21,487.00
Sale of Acquired Property	
Other Miscellaneous Revenues	63,845.60
Total	696,091.74
Prior Years Surplus Appropriated	50,000.00
REVENUES TOTAL	746,091.74
Reserve For Uncollected Taxes	97,873.03

CAPITAL OUTLAY	TOTAL
Public Enterprises	
Recreation—Culture	
Public Works	
Buildings and Grounds	
Library and Education	
Conservation	
All Other	

CAPITAL DEBT AUTHORIZED, DECEMBER 31, 1980

ISSUED AND UNISSUED	GROSS DEBT	NET DEBT
School	724,375	242,743
Self-liquidating		
Other		
Total	724,375	242,743

ISSUED AND OUTSTANDING	
School	312,959.38
Self-Liquidating	
Other	
Total	312,959.38
EQUALIZED VALUATION BASIS FOR NET DEBT COMPUTATION	14,210,257

REAL PROPERTY VALUATIONS

Code	Class	# of Parcels	% VAL'N	ASSESSED VALUATION
1	Vacant Land	498	15.45	2,384,850.00
2	Residential	395	78.09	12,055,400.00
3	Farm			
4a	Commercial	18	4.93	760,800.00
4b	Industrial	2	.97	149,700.00
4c	Apartments	2	.56	86,800.00
Total		915		15,437,550.00

Land Area 1.72 Sq. Miles

Net Valuation Taxable-Municipol	15,644,543
Net Valuation Toxoble-County	15,119,984
State Equalized Valuotion	15,635,286
State Equalization Rotio	100.06

1980 PROPERTY TAX		
STATE EQUALIZED TAX RATE		
Local District School Taxes	.87	135,549.00
Regionol & Consolidated School Tax	.78	121,251.37
School Taxes in Municipol Budget		
County Taxes	1.11	* 173,690.43
County Library Taxes	.02	3,815.85
Local Municipal Purpose Taxes	.22	33,998.50
Veteran & Senior Citizen Taxes		10,410.00
Total Taxes for Rate Computation	3.00	478,715.15
Special District Taxes		
Bonk Corp. Taxes		
Added and Omitted Taxes		11,157.94
Total Taxes Levied - ABSTRACT		479,463.09
Total Taxes Billed		469,463.09
1980 TAXES COLLECTED		373,829.00
1980 Taxes Cancelled, Abated or Adjusted		
Transfer to Tax Title Liens or Foreclosed		
Balance Outstanding Dec. 31, 1980		95,634.09

PRIOR YEARS TAXES OUTSTANDING	
Balance January 1, 1980	80,372.38
Collected in 1980	61,924.60
Cancelled, Abated or Adjusted 1980	1.20
Transfers to Tax Title Liens or Foreclosed	7,748.34
Balance December 31, 1980	10,698.24
TAX TITLE LIENS OUTSTANDING	
Balance January 1, 1980	31,223.03
Transfer From Taxes	7,748.34
Redeemed in 1980	5,059.82
Cancelled, Aboted or Adjusted (1980)	883.36
Transfers to Foreclosed Property	
Balance December 31, 1980	33,028.19
PROPERTY ACQUIRED BY DEED OR FORECLOSURE	
Balance January 1, 1980	77,016.78
Transfers From Taxes or Liens	
Sale for Cash (1980)	
Cancelled, Abated or Adjusted (1980)	
Balance December 31, 1980	77,016.78

CURRENT FINANCES DECEMBER 31, 1980 ASSETS	
Cash Dec. 31, 1980	75,221.43
Taxes Receivable	106,332.33
Tax Title Liens	33,028.19
Foreclosed Property	77,016.78
Emergencies & Other Deferred Charges	17,831.11
State and Federal Aid Receivable	73,655.30
Other Receivables	1,739.14
Total	384,824.28
LIABILITIES, RESERVES, AND SURPLUS	
Cash Liabilities	85,451.98
Reserves for Receivables	218,116.44
Surplus Dec. 31, 1980	81,255.86
Total	384,824.28

*Includes County Health Service Taxes or County Vocational School Taxes. See Table 13, pgs. 675, 676.

1406

Papulatian 1970 1,305
Papulatian 1980 1,433
S & P Rating
Moody Rating

General Tax Rate Per $100. 3.17
State Equalized Tax Rate 2.66

CHESTER BOROUGH – MORRIS CO.

Form of Government:
Borough Council
Number of Members on Governing Body 6

PER CAPITA:		PER CENT:	
Gross Debt	567.38	Gross Debt	1.81
Net Debt	187.84	Net Debt	.60
Debt Service	27.17	Tax Levy Collected	91.15
Total Tax Levy	986.18	Tax Levy Cancelled, Abated or Adjusted	.04
Municipal Expenditures	492.78		

EXPENDITURES	
GENERAL GOVERNMENT	
Governing Body & Public Boards	
Municipal Clerk	
Financial Administration	12,240.00
Assessment of Taxes	9,169.00
Collection of Taxes	7,520.00
Planning, Housing & Development	7,337.50
Human Resources	
Elections	
General Administration (other)	78,059.50
JUDICIARY	
Municipal Courts	12,210.00
PUBLIC SAFETY	
Fire Protection	31,997.60
Police Protection	192,452.49
Civil Defense & Disaster Control	25.00
Environmental Inspection & Control	7,345.85
Other Public Safety	
PUBLIC WORKS	
Streets and Drainage	57,454.33
Sewers and Sewage Processing	
Garbage and Trash Disposal	2,900.00
Public Buildings and Grounds	13,607.00
Other Public Works	
HEALTH and WELFARE	
Health Services Except Environmental	11,850.00
Welfare-Public Assistance	1,250.00
Hospitals, Clinics, First Aid	150.00
Animal, Insect, & Rodent Control	
Other Welfare Services	
RECREATION and CONSERVATION	
Beaches and Boardwalks	
Parks, Playgrounds, Shade Trees	1,596.00
Land Reclamation & Conservation	
Other Recreational Services	5,580.00
EDUCATION (excluding schools)	
Libraries	21,360.00
Other Educational Services	
STATUTORY EXPENDITURES	
Pensions & F. I. C. A.	27,493.50
Employee Fringe Benefits	11,119.00
Other Statutory Expenditures	1,300.00
CETA And Other Public Emplayment Programs	14,814.00
MUNICIPAL FUNCTIONS TOTAL	528,830.77
CAPITAL IMPROVEMENTS *MEMO*	20,000.00
DEBT SERVICE	
Principal Payments	30,500.00
Interest Payments	8,428.65
DEFERRED CHARGES	11,651.61
SCHOOL, COUNTY, SPECIAL DISTRICT TAXES	1,126,465.64
RESERVE FOR UNCOLLECTED TAXES	126,738.59
EXPENDITURES TOTAL	1,832,615.26

REVENUES-REALIZED		
1980 Property Taxes Collected		1,285,055.84
1980 Payments in Lieu of Taxes		
Delinquent Tax & Lien Collections		71,483.76
Business Personalty Replacement Taxes		34,837.56
Taxes from Public Utilities		66,818.00
Other Miscellaneous Tax Revenues		
State Aid Revenues		10,296.86
Federal Aid Revenues		6,161.88
State and Local Fiscal Assistance Act Utilized		39,115.76
Sale of Acquired Property		
Other Miscellaneous Revenues		128,592.59
	Total	1,642,362.25
Prior Years Surplus Appropriated		115,000.00
REVENUES	TOTAL	1,757,362.25
Reserve For Uncollected Taxes		126,738.59
CAPITAL OUTLAY	TOTAL	209,810.29
Public Enterprises		
Recreation—Culture		
Public Works		114,405.19
Buildings and Grounds		6,125.70
Library and Education		89,279.40
Conservation		
All Other		

CAPITAL DEBT AUTHORIZED, DECEMBER 31, 1980

ISSUED AND UNISSUED	GROSS DEBT	NET DEBT
School	543,880	
Self-liquidating		
Other	269,170	269,170
Total	813,050	269,170

ISSUED AND OUTSTANDING	
Schaal	543,880.37
Self-Liquidating	
Other	223,000.00
Total	766,880.37
EQUALIZED VALUATION BASIS FOR NET DEBT COMPUTATION	44,859,414

REAL PROPERTY VALUATIONS

Code	Class	# of Parcels	% VAL'N	ASSESSED VALUATION
1	Vacant Land	45	2.61	1,126,800.00
2	Residential	359	50.34	21,765,300.00
3	Farm	18	.95	411,200.00
4a	Commercial	82	45.76	19,784,900.00
4b	Industrial			
4c	Apartments	2	.35	152,500.00
Total		506		43,240,700.00

Land Area 1.60 Sq. Miles

Net Valuation Taxable-Municipal	44,415,640
Net Valuation Taxable-County	56,442,294
State Equalized Valuation	52,584,642
State Equalization Ratio	84.11

1980 PROPERTY TAX		
STATE EQUALIZED TAX RATE		
Local District Schaal Taxes	1.14	600,535.13
Regional & Consolidated Schaal Tax	.61	321,584.04
School Taxes in Municipal Budget		
County Taxes	.39	204,346.47
County Library Taxes		
Local Municipal Purpose Taxes	.53	280,728.43
Veteran & Senior Citizen Taxes		8,220.00
Total Taxes for Rate Computation	2.67	1,415,414.07
Special District Taxes		
Bank Corp. Taxes		4,088.42
Added and Omitted Taxes		1,913.63
Total Taxes Levied - ABSTRACT		1,413,196.12
Total Taxes Billed		1,409,889.42
1980 TAXES COLLECTED		1,285,055.84
1980 Taxes Cancelled, Abated or Adjusted		507.49
Transfer to Tax Title Liens or Foreclosed		13,196.71
Balance Outstanding Dec. 31, 1980		111,129.38

PRIOR YEARS TAXES OUTSTANDING	
Balance January 1, 1980	83,503.27
Collected in 1980	71,483.76
Cancelled, Abated or Adjusted 1980	
Transfers to Tax Title Liens or Foreclosed	12,019.51
Balance December 31, 1980	
TAX TITLE LIENS OUTSTANDING	
Balance January 1, 1980	174.71
Transfer From Taxes	26,864.17
Redeemed in 1980	
Cancelled, Abated or Adjusted (1980)	
Transfers to Foreclosed Property	
Balance December 31, 1980	27,038.88
PROPERTY ACQUIRED BY DEED OR FORECLOSURE	
Balance January 1, 1980	
Transfers From Taxes or Liens	
Sale for Cash (1980)	
Cancelled, Abated or Adjusted (1980)	
Balance December 31, 1980	

CURRENT FINANCES DECEMBER 31, 1980	
ASSETS	
Cash Dec. 31, 1980	174,212.54
Taxes Receivable	111,129.38
Tax Title Liens	27,038.88
Foreclosed Property	
Emergencies & Other Deferred Charges	14,742.66
State and Federal Aid Receivable	
Other Receivables	1,453.98
Total	328,577.44
LIABILITIES, RESERVES, AND SURPLUS	
Cash Liabilities	38,295.73
Reserves for Receivables	139,622.24
Surplus Dec. 31, 1980	150,659.47
Total	328,577.44

1407

Population 1970 4,285
Population 1980 5,198
S & P Rating
Moody Rating

General Tax Rate Per $100. 4.88
State Equalized Tax Rate 2.44

CHESTER TOWNSHIP – MORRIS CO.

Form of Government:
Small Municipality Plan C (OMCL50)
Number of Members on Governing Body 5

PER CAPITA:		PER CENT:	
Gross Debt	789.93	Gross Debt	2.86
Net Debt	447.76	Net Debt	1.62
Debt Service	58.81	Tax Levy Collected	95.93
Totol Tax Levy	819.28	Tax Levy Cancelled, Abated or Adjusted	.31
Municipol Expenditures	393.40		

EXPENDITURES		REVENUES-REALIZED	
GENERAL GOVERNMENT			
Governing Body & Public Boards			
Municipal Clerk		1980 Property Taxes Collected	4,084,344.25
Financial Administration	28,355.00	1980 Payments in Lieu of Taxes	
Assessment of Taxes	25,728.00	Delinquent Tax & Lien Collections	126,969.72
Collection of Taxes	8,777.00	Business Personalty Replacement Taxes	49,409.64
Planning, Housing & Development	22,463.07	Taxes from Public Utilities	433,726.00
Human Resources		Other Miscellaneous Tax Revenues	98,600.00
Elections		State Aid Revenues	36,129.74
General Administration (other)	273,979.93	Federal Aid Revenues	20,303.89
JUDICIARY		State and Local Fiscal Assistance Act Utilized	65,143.50
Municipal Courts	21,843.00	Sale of Acquired Property	
PUBLIC SAFETY		Other Miscellaneous Revenues	230,779.63
Fire Protection	98,600.00	Total	5,145,406.37
Police Protection	331,595.00	Prior Years Surplus Appropriated	400,000.00
Civil Defense & Disaster Control	61.73	REVENUES TOTAL	5,545,406.37
Environmental Inspection & Control	29,130.00	Reserve For Uncollected Taxes	209,118.94
Other Public Safety		CAPITAL OUTLAY TOTAL	950,808.97
PUBLIC WORKS			
Streets and Drainage	375,074.69	Public Enterprises	
Sewers and Sewage Processing		Recreation—Culture	
Garbage and Trash Disposal	4,200.00	Public Works	700,994.48
Public Buildings and Grounds		Buildings and Grounds	4,039.96
Other Public Works	45,748.27	Library and Education	245,774.53
HEALTH and WELFARE		Conservation	
Health Services Except Environmental	23,840.00	All Other	
Welfare-Public Assistance	1,500.00	CAPITAL DEBT AUTHORIZED, DECEMBER 31, 1980	
Hospitals, Clinics, First Aid		ISSUED AND UNISSUED — GROSS DEBT — NET DEBT	
Animal, Insect, & Rodent Control	1,610.00	School 1,778,618	
Other Welfare Services		Self-liquidating	
RECREATION and CONSERVATION		Other 2,327,450 — 2,327,450	
Beaches and Boardwalks		Total 4,106,068 — 2,327,450	
Parks, Playgrounds, Shade Trees			
Land Reclamation & Conservation	1,250.00	ISSUED AND OUTSTANDING	
Other Recreational Services	5,000.00	School	1,742,618.73
EDUCATION (excluding schools)		Self-Liquidating	
Libraries	67,640.00	Other	2,130,000.00
Other Educational Services		Total	3,872,618.73
STATUTORY EXPENDITURES		EQUALIZED VALUATION BASIS	
Pensions & F. I. C. A.	74,058.00	FOR NET DEBT COMPUTATION	143,731,706
Employee Fringe Benefits	18,976.31	REAL PROPERTY VALUATIONS	
Other Statutory Expenditures	2,000.00	Code Class # of Parcels % VAL'N — ASSESSED VALUATION	
CETA And Other Public Employment Programs	20,319.00	1 Vacant Land 225 5.04 — 4,285,300.00	
MUNICIPAL FUNCTIONS TOTAL	1,491,749.00	2 Residential 1311 79.74 — 67,752,900.00	
CAPITAL IMPROVEMENTS *MEMO*	10,000.00	3 Farm 205 10.29 — 8,743,700.00	
DEBT SERVICE		4a Commercial 29 2.98 — 2,529,400.00	
Principal Payments	200,000.00	4b Industrial 8 1.95 — 1,654,000.00	
Interest Payments	105,671.00	4c Apartments	
		Total 1778 — 84,965,300.00	
DEFERRED CHARGES	38,377.33	Land Area 28.90 Sq. Miles	
SCHOOL, COUNTY, SPECIAL DISTRICT TAXES	3,400,002.25	Net Valuation Taxable-Municipal	86,097,461
RESERVE FOR UNCOLLECTED TAXES	209,118.94	Net Valuation Taxable-County	164,788,134
EXPENDITURES TOTAL	5,444,918.52	State Equalized Valuation	171,028,782
		State Equalization Ratio	50.01

1980 PROPERTY TAX		
STATE EQUALIZED TAX RATE	1.01	
Local District School Taxes		1,746,687.98
Regional & Consolidated School Tax	.62	1,058,847.76
School Taxes in Municipal Budget		
County Taxes	.35	594,466.51
County Library Taxes		
Local Municipal Purpose Taxes	.47	801,528.76
Veteran & Senior Citizen Taxes		21,280.00
Total Taxes for Rate Computation	2.45	4,222,811.01
Special District Taxes		
Bank Corp. Taxes		1,133.65
Added and Omitted Taxes		55,977.99
Total Taxes Levied - ABSTRACT		4,258,642.65
Total Taxes Billed		4,257,516.73
1980 TAXES COLLECTED		4,084,344.25
1980 Taxes Cancelled, Abated or Adjusted		13,351.52
Transfer to Tax Title Liens or Foreclosed		16,922.53
Balance Outstanding Dec. 31, 1980		142,898.43
PRIOR YEARS TAXES OUTSTANDING		
Balance January 1, 1980		123,340.05
Collected in 1980		106,025.68
Cancelled, Abated or Adjusted 1980		1,483.44
Transfers to Tax Title Liens or Foreclosed		
Balance December 31, 1980		15,830.93
TAX TITLE LIENS OUTSTANDING		
Balance January 1, 1980		11,792.76
Transfer From Taxes		16,922.53
Redeemed in 1980		20,944.04
Cancelled, Abated or Adjusted (1980)		
Transfers to Foreclosed Property		
Balance December 31, 1980		7,771.25
PROPERTY ACQUIRED BY DEED OR FORECLOSURE		
Balance January 1, 1980		17,500.00
Transfers From Taxes or Liens		
Sale for Cash (1980)		
Cancelled. Abated or Adjusted (1980)		
Balance December 31, 1980		17,500.00
CURRENT FINANCES DECEMBER 31, 1980		
ASSETS		
Cash Dec. 31, 1980		816,343.31
Taxes Receivable		158,729.36
Tax Title Liens		7,771.25
Foreclosed Property		17,500.00
Emergencies & Other Deferred Charges		42,650.10
State and Federal Aid Receivable		151,537.03
Other Receivables		11,748.57
Total		1,206,279.62
LIABILITIES, RESERVES, AND SURPLUS		
Cash Liabilities		211,750.24
Reserves for Receivables		195,749.19
Surplus Dec. 31, 1980		798,780.20
Total		1,206,279.62

1980 3000

0307

Population 1970 3,200
Population 1980 3,667
S & P Rating
Moody Rating

General Tax Rate Per $100. 2.96
State Equalized Tax Rate 2.14

CHESTERFIELD TOWNSHIP – BURLINGTON CO.

Form of Government: Township Committee
Number of Members on Governing Body 3

PER CAPITA		PER CENT:	
Gross Debt	101.87	Gross Debt	.94
Net Debt	24.57	Net Debt	.23
Debt Service	27.55	Tax Levy Collected	94.58
Total Tax Levy	300.19	Tax Levy Cancelled, Abated or Adjusted	.02
Municipal Expenditures	183.01		

EXPENDITURES		REVENUES-REALIZED	
GENERAL GOVERNMENT			
Governing Body & Public Boards			
Municipal Clerk		1980 Property Taxes Collected	1,099,877.58
Financial Administration	9,461.50	1980 Payments in Lieu of Taxes	
Assessment of Taxes	12,633.50	Delinquent Tax & Lien Collections	73,263.42
Collection of Taxes	6,200.00	Business Personalty Replacement Taxes	35,731.88
Planning, Housing & Development	118,770.01	Taxes from Public Utilities	187,094.00
Human Resources		Other Miscelloneous Tax Revenues	
Elections		State Aid Revenues	28,915.19
General Administration (other)	76,052.84	Federal Aid Revenues	
JUDICIARY		State and Local Fiscal Assistance Act Utilized	37,341.08
Municipal Courts	17,550.00	Sale of Acquired Property	
PUBLIC SAFETY		Other Miscellaneous Revenues	174,168.83
Fire Protection		Total	1,636,391.98
Police Protection	11,600.00	Prior Years Surplus Appropriated	260,400.00
Civil Defense & Disaster Control	325.00	REVENUES TOTAL	1,896,791.98
Environmental Inspection & Control	3,325.00	Reserve For Uncollected Taxes	110,000.00
Other Public Safety		CAPITAL OUTLAY TOTAL	
PUBLIC WORKS			
Streets and Drainage	180,644.08	Public Enterprises	
Sewers and Sewage Processing	1,000.00	Recreation—Culture	
Garbage and Trash Disposal		Public Works	
Public Buildings and Grounds	21,500.00	Buildings and Grounds	
Other Public Works		Library and Education	
HEALTH and WELFARE		Conservation	
Health Services Except Environmental	1,300.00	All Other	
Welfare-Public Assistance	3,600.00	CAPITAL DEBT AUTHORIZED, DECEMBER 31, 1980	
Hospitals, Clinics, First Aid		ISSUED AND UNISSUED — GROSS DEBT / NET DEBT	
Animal, Insect, & Rodent Control		School 298,915	
Other Welfare Services		Self-liquidating	
RECREATION and CONSERVATION		Other 95,000 / 95,000	
Beaches and Boardwalks		Total 393,915 / 95,000	
Parks, Playgrounds, Shade Trees	2,500.00		
Land Reclamation & Conservation	3,550.00	ISSUED AND OUTSTANDING	
Other Recreational Services	1,000.00	School	298,915.89
EDUCATION (excluding schools)		Self-Liquidating	
Libraries	6,125.00	Other	95,000.00
Other Educational Services		Total	393,915.89
STATUTORY EXPENDITURES		EQUALIZED VALUATION BASIS FOR NET DEBT COMPUTATION	41,724,150
Pensions & F. I. C. A.	8,999.92	REAL PROPERTY VALUATIONS	
Employee Fringe Benefits	3,047.16		
Other Statutory Expenditures	2,000.00		
CETA And Other Public Employment Programs			
MUNICIPAL FUNCTIONS TOTAL	491,184.01		
CAPITAL IMPROVEMENTS *MEMO*	15,000.00		
DEBT SERVICE			
Principal Payments	95,000.00		
Interest Payments	11,525.61		
DEFERRED CHARGES			
SCHOOL, COUNTY, SPECIAL DISTRICT TAXES	1,102,108.80		
RESERVE FOR UNCOLLECTED TAXES	110,000.00		
EXPENDITURES TOTAL	1,809,818.42		

Code	Class	# of Parcels	% VAL'N	ASSESSED VALUATION
1	Vacant Land	73	1.45	508,400.00
2	Residential	517	58.38	20,529,500.00
3	Farm	372	26.82	9,433,200.00
4o	Commercial	70	13.34	4,692,300.00
4b	Industrial			
4c	Apartments			
Total		1032		35,163,400.00

Land Area 21.81 Sq. Miles

Net Valuation Taxable-Municipal	36,177,527
Net Valuation Taxable-County	43,467,486
State Equalized Valuation	49,495,307
State Equalization Ratio	72.53

1980 PROPERTY TAX		
STATE EQUALIZED TAX RATE		
Local District School Taxes	.78	386,696.00
Regional & Consolidated School Tax	.75	373,639.91
School Taxes in Municipal Budget		
County Taxes	.53	266,000.84
County Library Taxes	.03	14,487.75
Local Municipal Purpose Taxes	.06	29,337.00
Veteran & Senior Citizen Taxes		16,630.00
Total Taxes for Rate Computation	2.15	1,086,791.50
Special District Taxes		61,284.30
Bank Corp. Taxes		1,606.83
Added and Omitted Taxes		27,798.12
Total Taxes Levied - ABSTRACT		1,160,850.75
Total Taxes Billed		1,162,898.45
1980 TAXES COLLECTED		1,099,877.58
1980 Taxes Cancelled, Abated or Adjusted		223.54
Transfer to Tax Title Liens or Foreclosed		2,472.09
Balance Outstanding Dec. 31, 1980		60,325.24
PRIOR YEARS TAXES OUTSTANDING		
Balance January 1, 1980		56,233.78
Collected in 1980		54,613.64
Cancelled, Abated or Adjusted 1980		.09
Transfers to Tax Title Liens or Foreclosed		1,378.52
Balance December 31, 1980		241.53
TAX TITLE LIENS OUTSTANDING		
Balance January 1, 1980		17,715.27
Transfer From Taxes		4,021.68
Redeemed in 1980		18,649.78
Cancelled, Abated or Adjusted (1980)		
Transfers to Foreclosed Property		
Balance December 31, 1980		3,087.17
PROPERTY ACQUIRED BY DEED OR FORECLOSURE		
Balance January 1, 1980		
Transfers From Taxes or Liens		
Sale for Cash (1980)		
Cancelled, Abated or Adjusted (1980)		
Balance December 31, 1980		
CURRENT FINANCES DECEMBER 31, 1980		
ASSETS		
Cash Dec. 31, 1980		462,490.02
Taxes Receivable		60,566.77
Tax Title Liens		3,087.17
Foreclosed Property		
Emergencies & Other Deferred Charges		5,000.00
State and Federal Aid Receivable		
Other Receivables		40,113.21
Total		571,257.17
LIABILITIES, RESERVES, AND SURPLUS		
Cash Liabilities		176,521.31
Reserves for Receivables		103,767.15
Surplus Dec. 31, 1980		290,968.71
Total		571,257.17

1980/3000

0308

Population 1970 17,015
Population 1980 16,072
S & P Rating A
Moody Rating A-1

General Tax Rate Per $100. 4.00
State Equalized Tax Rate 2.37

CINNAMINSON TOWNSHIP – BURLINGTON CO.

Form of Government: Township Committee
Number of Members on Governing Body 5

PER CAPITA:

Gross Debt	400.48
Net Debt	75.07
Debt Service	24.26
Total Tax Levy	526.49
Municipal Expenditures	196.42

PER CENT:

Gross Debt	2.06
Net Debt	.39
Tax Levy Collected	98.04
Tax Levy Cancelled, Abated or Adjusted	.02

EXPENDITURES

GENERAL GOVERNMENT	
Governing Body & Public Boards	
Municipal Clerk	
Financial Administration	29,848.00
Assessment of Taxes	163,170.00
Collection of Taxes	27,971.00
Planning, Housing & Development	10,270.00
Human Resources	
Elections	
General Administration (other)	306,409.83
JUDICIARY	
Municipal Courts	27,460.00
PUBLIC SAFETY	
Fire Protection	156,099.00
Police Protection	728,176.00
Civil Defense & Disaster Control	2,524.00
Environmental Inspection & Control	30,305.00
Other Public Safety	
PUBLIC WORKS	
Streets and Drainage	568,098.00
Sewers and Sewage Processing	
Garbage and Trash Disposal	7,504.62
Public Buildings and Grounds	69,935.00
Other Public Works	
HEALTH and WELFARE	
Health Services Except Environmental	1,940.00
Welfare-Public Assistance	4,910.00
Hospitals, Clinics, First Aid	
Animal, Insect, & Rodent Control	
Other Welfare Services	
RECREATION and CONSERVATION	
Beaches and Boardwalks	
Parks, Playgrounds, Shade Trees	4,000.00
Land Reclamation & Conservation	5,000.00
Other Recreational Services	30,833.00
EDUCATION (excluding schools)	
Libraries	19,385.00
Other Educational Services	
STATUTORY EXPENDITURES	
Pensions & F. I. C. A.	137,104.98
Employee Fringe Benefits	59,076.00
Other Statutory Expenditures	5,374.00
CETA And Other Public Employment Programs	71,276.47
MUNICIPAL FUNCTIONS TOTAL	2,466,769.90
CAPITAL IMPROVEMENTS *MEMO*	6,500.00
DEBT SERVICE	
Principal Payments	355,600.00
Interest Payments	34,317.00
DEFERRED CHARGES	
SCHOOL, COUNTY, SPECIAL DISTRICT TAXES	7,893,095.47
RESERVE FOR UNCOLLECTED TAXES	300,185.41
EXPENDITURES TOTAL	11,049,967.78

REVENUES-REALIZED

1980 Property Taxes Collected		8,298,766.33
1980 Payments in Lieu of Taxes		
Delinquent Tax & Lien Collections		229,775.93
Business Personalty Replacement Taxes		285,662.44
Taxes from Public Utilities		1,008,117.00
Other Miscellaneous Tax Revenues		
State Aid Revenues		145,412.97
Federal Aid Revenues		70,259.13
State and Local Fiscal Assistance Act Utilized		127,996.83
Sale of Acquired Property		
Other Miscellaneous Revenues		518,256.48
	Total	10,684,247.11
Prior Years Surplus Appropriated		420,000.00
REVENUES	TOTAL	11,104,247.11
Reserve For Uncollected Taxes		300,185.41
CAPITAL OUTLAY	TOTAL	275,123.61
Public Enterprises		
Recreation—Culture		
Public Works		196,941.13
Buildings and Grounds		78,182.48
Library and Education		
Conservation		
All Other		

CAPITAL DEBT AUTHORIZED, DECEMBER 31, 1980

ISSUED AND UNISSUED	GROSS DEBT	NET DEBT
School	5,230,000	
Self-liquidating		
Other	1,206,510	1,206,510
Total	6,436,510	1,206,510

ISSUED AND OUTSTANDING	
School	5,230,000.00
Self-Liquidating	
Other	1,065,260.87
Total	6,295,260.87
EQUALIZED VALUATION BASIS FOR NET DEBT COMPUTATION	312,179,873

REAL PROPERTY VALUATIONS

Code	Class	# of Parcels	% VAL'N	ASSESSED VALUATION
1	Vacant Land	250	2.59	5,249,305.00
2	Residential	4530	71.93	145,996,055.00
3	Farm	27	.29	605,400.00
4a	Commercial	131	12.51	25,401,700.00
4b	Industrial	83	12.66	25,687,450.00
4c	Apartments	1	.02	33,100.00
Total		5022		202,973,010.00

Land Area 7.57 Sq. Miles

Net Valuation Taxable-Municipal	205,517,944
Net Valuation Taxable-County	326,480,224
State Equalized Valuation	344,423,004
State Equalization Ratio	59.37

1980 PROPERTY TAX

STATE EQUALIZED TAX RATE →		
Local District School Taxes	1.61	5,568,093.00
Regional & Consolidated School Tax		
School Taxes in Municipal Budget		
County Taxes	.57	1,990,116.82
County Library Taxes	.03	108,815.91
Local Municipal Purpose Taxes	.16	543,516.20
Veteran & Senior Citizen Taxes		115,560.00
Total Taxes for Rate Computation	2.37	8,326,101.93
Special District Taxes		226,069.74
Bank Corp. Taxes		7,513.34
Added and Omitted Taxes		17,655.05
Total Taxes Levied - ABSTRACT		8,461,780.06
Total Taxes Billed		8,464,442.58
1980 TAXES COLLECTED		8,298,766.33
1980 Taxes Cancelled, Abated or Adjusted		1,592.43
Transfer to Tax Title Liens or Foreclosed		489.38
Balance Outstanding Dec. 31, 1980		163,594.44

PRIOR YEARS TAXES OUTSTANDING	
Balance January 1, 1980	245,290.61
Collected in 1980	231,894.00
Cancelled, Abated or Adjusted 1980	2,326.77
Transfers to Tax Title Liens or Foreclosed	
Balance December 31, 1980	11,069.84
TAX TITLE LIENS OUTSTANDING	
Balance January 1, 1980	2,252.78
Transfer From Taxes	489.38
Redeemed in 1980	951.84
Cancelled, Abated or Adjusted (1980)	
Transfers to Foreclosed Property	
Balance December 31, 1980	1,790.32
PROPERTY ACQUIRED BY DEED OR FORECLOSURE	
Balance January 1, 1980	29,970.00
Transfers From Taxes or Liens	
Sale for Cash (1980)	
Cancelled, Abated or Adjusted (1980)	
Balance December 31, 1980	29,970.00

CURRENT FINANCES DECEMBER 31, 1980 ASSETS	
Cash Dec. 31, 1980	3,354,391.10
Taxes Receivable	174,664.28
Tax Title Liens	1,790.32
Foreclosed Property	29,970.00
Emergencies & Other Deferred Charges	120,000.00
State and Federal Aid Receivable	
Other Receivables	44,793.77
Total	3,725,609.47
LIABILITIES, RESERVES, AND SURPLUS	
Cash Liabilities	2,853,082.70
Reserves for Receivables	231,218.37
Surplus Dec 31 1980	641,308.40
Total	3,725,609.47

1980 3000

2002

Population 1970 18,865
Population 1980 16,659
S & P Rating
Moody Rating A-1

General Tax Rate Per $100. 3.72
State Equalized Tax Rate 2.35

CLARK TOWNSHIP — UNION CO.

Form of Government:
Mayor-Council Plan F (OMCL50)
Number of Members on Governing Body 7

PER CAPITA:		PER CENT:	
Gross Debt	369.73	Gross Debt	1.57
Net Debt	171.34	Net Debt	.73
Debt Service	17.84	Tax Levy Collected	97.73
Total Tax Levy	639.09	Tax Levy Cancelled, Abated or Adjusted	
Municipal Expenditures	233.06		

EXPENDITURES	
GENERAL GOVERNMENT	
Governing Body & Public Boards	20,510.48
Municipal Clerk	54,453.00
Financial Administration	
Assessment of Taxes	33,005.00
Collection of Taxes	24,816.00
Planning, Housing & Development	7,075.00
Human Resources	1,550.00
Elections	3,174.00
General Administration (other)	413,093.94
JUDICIARY	
Municipal Courts	34,892.00
PUBLIC SAFETY	
Fire Protection	171,514.45
Police Protection	1,040,991.00
Civil Defense & Disaster Control	2,115.00
Environmental Insaection & Cantral	21,677.00
Other Public Safety	
PUBLIC WORKS	
Streets and Drainage	555,516.59
Sewers and Sewage Processing	342,579.00
Garbage and Trash Disposal	
Public Buildings and Grounds	59,838.00
Other Public Works	66,968.00
HEALTH and WELFARE	
Health Services Except Enviranmental	31,320.00
Welfare-Public Assistance	2,585.00
Hospitals, Clinics, First Aid	
Animal, Insect, & Radent Cantrol	
Other Welfare Services	1,000.00
RECREATION and CONSERVATION	
Beaches and Boardwalks	
Parks, Playgrounds, Shade Trees	9,350.00
Land Reclamatian & Conservation	
Other Recreational Services	14,100.00
EDUCATION (excluding schaals)	
Libraries	130,000.00
Other Educatianal Services	
STATUTORY EXPENDITURES	
Pensions & F. I. C. A.	235,261.58
Employee Fringe Benefits	83,428.41
Other Statutory Expenditures	7,950.00
CETA And Other Public Emplayment Pragrams	9,200.00
MUNICIPAL FUNCTIONS TOTAL	3,377,963.45
CAPITAL IMPROVEMENTS *MEMO*	
DEBT SERVICE	
Principal Payments	190,000.00
Interest Payments	107,949.00
DEFERRED CHARGES	3,200.00
SCHOOL, COUNTY, SPECIAL DISTRICT TAXES	9,521,814.17
RESERVE FOR UNCOLLECTED TAXES	212,700.00
EXPENDITURES TOTAL	13,413,626.62

REVENUES REALIZED	
1980 Property Taxes Collected	10,474,847.49
1980 Payments in Lieu af Taxes	
Delinquent Tax & Lien Callectians	129,701.66
Business Personalty Replacement Taxes	560,244.08
Taxes fram Public Utilities	764,470.00
Other Miscellaneous Tax Revenues	
State Aid Revenues	128,794.75
Federal Aid Revenues	8,407.80
State and Local Fiscal Assistance Act Utilized	128,446.45
Sale of Acquired Praperty	17,056.44
Other Miscellaneous Revenues	633,080.00
Total	12,845,048.67
Prior Years Surplus Appropriated	700,000.00
REVENUES TOTAL	13,545,048.67
Reserve For Uncallected Taxes	212,700.00
CAPITAL OUTLAY TOTAL	348,032.32
Public Enterprises	
Recreation—Culture	1,641.19
Public Works	227,607.02
Buildings and Grounds	118,784.11
Library and Educatian	
Conservatian	
All Other	

CAPITAL DEBT AUTHORIZED, DECEMBER 31, 1980

ISSUED AND UNISSUED	GROSS DEBT	NET DEBT
School	2,853,945	
Self-liquidating	520,000	227,822
Other	2,800,216	2,633,462
Total	6,174,162	2,861,285
ISSUED AND OUTSTANDING		
School		2,853,945.38
Self-Liquidating		520,000.00
Other		2,137,000.00
Total		5,510,945.38
EQUALIZED VALUATION BASIS FOR NET DEBT COMPUTATION		393,311,784

REAL PROPERTY VALUATIONS

Code	Class	# of Parcels	% VAL'N	ASSESSED VALUATION
1	Vacant Land	130	.77	2,177,500.00
2	Residential	4534	72.87	207,223,000.00
3	Farm	7	.08	252,300.00
4a	Commercial	119	9.38	26,666,500.00
4b	Industrial	25	12.36	35,137,000.00
4c	Apartments	9	4.54	12,910,800.00
Total		4824		284,367,100.00
Land Area		4.53 Sq. Miles		
Net Valuatian Taxable-Municipal				285,775,422
Net Valuatian Taxable-County				412,568,717
State Equalized Valuatian				450,082,471
State Equalization Ratia				63.38

1980 PROPERTY TAX		
STATE EQUALIZED TAX RATE		
Local District School Taxes	.96	4,336,612.64
Regional & Consolidated School Tax	.70	3,145,264.08
School Taxes in Municipal Budget		
County Taxes	.45	2,039,937.45
County Library Taxes		
Local Municipal Purpose Taxes	.24	1,091,661.85
Veteran & Seniar Citizen Taxes		148,250.00
Total Taxes for Rate Computatian	2.35	10,761,726.02
Special District Taxes		
Bank Carp. Taxes		23,290.99
Added and Omitted Taxes		35,457.81
Total Taxes Levied - ABSTRACT		10,672,224.82
Total Taxes Billed		10,718,693.09
1980 TAXES COLLECTED		10,474,847.49
1980 Taxes Cancelled, Abated ar Adjusted		
Transfer to Tax Title Liens or Fareclosed		
Balance Outstanding Dec. 31, 1980		243,845.60
PRIOR YEARS TAXES OUTSTANDING		
Balance January 1, 1980		140,251.76
Collected in 1980		129,701.66
Cancelled, Abated or Adjusted 1980		
Transfers to Tax Title Liens or Fareclosed		
Balance December 31, 1980		10,550.10
TAX TITLE LIENS OUTSTANDING		
Balance January 1, 1980		28,211.12
Transfer From Taxes		
Redeemed in 1980		
Cancelled, Abated ar Adjusted (1980)		
Transfers to Foreclosed Property		
Balance December 31, 1980		28,211.12
PROPERTY ACQUIRED BY DEED OR FORECLOSURE		
Balance January 1, 1980		52,981.44
Transfers From Taxes or Liens		
Sale for Cash (1980)		17,056.44
Cancelled, Abated or Adjusted (1980)		
Balance December 31, 1980		35,925.00

CURRENT FINANCES DECEMBER 31, 1980	
ASSETS	
Cash Dec. 31, 1980	1,011,307.99
Taxes Receivable	254,395.70
Tax Title Liens	28,211.12
Foreclased Praperty	35,925.00
Emergencies & Other Deferred Charges	6,400.00
State and Federal Aid Receivable	
Other Receivables	60,470.72
Total	1,396,710.53
LIABILITIES, RESERVES, AND SURPLUS	
Cash Liabilities	392,987.14
Reserves far Receivables	379,002.54
Surplus Dec. 31, 1980	624,720.85
Total	1,396,710.53

0801

Population 1970 5,215
Population 1980 6,013
S & P Rating
Moody Rating

General Tax Rate Per $100. 3.18
State Equalized Tax Rate 2.48

CLAYTON BOROUGH — GLOUCESTER CO.

Form of Government:
Borough Council
Number of Members on Governing Body 6

PER CAPITA		PER CENT	
Gross Debt	322.18	Gross Debt	2.85
Net Debt	109.80	Net Debt	.97
Debt Service	5.94	Tax Levy Collected	89.84
Total Tax Levy	320.45	Tax Levy Cancelled, Aboted or Adjusted	
Municipal Expenditures	223.10		

EXPENDITURES	
GENERAL GOVERNMENT	
Governing Body & Public Boards	
Municipal Clerk	10,178.00
Financial Administration	20,592.62
Assessment of Taxes	11,222.00
Collection of Taxes	11,387.06
Planning, Housing & Development	4,617.42
Human Resources	4,500.00
Elections	1,747.45
General Administration (other)	139,475.37
JUDICIARY	
Municipal Courts	17,016.81
PUBLIC SAFETY	
Fire Protection	34,567.32
Police Protection	381,025.00
Civil Defense & Disaster Control	338.70
Environmental Inspection & Control	8,774.71
Other Public Safety	
PUBLIC WORKS	
Streets and Drainage	138,035.27
Sewers and Sewage Processing	
Garbage and Trash Disposal	44,000.00
Public Buildings and Grounds	15,587.50
Other Public Works	5,668.50
HEALTH and WELFARE	
Health Services Except Environmental	2,544.46
Welfare-Public Assistance	2,557.52
Hospitals, Clinics, First Aid	
Animal, Insect, & Rodent Control	
Other Welfare Services	
RECREATION and CONSERVATION	
Beaches and Boardwalks	
Parks, Playgrounds, Shade Trees	863.00
Land Reclamation & Conservation	
Other Recreational Services	11,023.52
EDUCATION (excluding schools)	
Libraries	
Other Educational Services	
STATUTORY EXPENDITURES	
Pensions & F. I. C. A.	55,818.92
Employee Fringe Benefits	
Other Statutory Expenditures	4,350.68
CETA And Other Public Employment Programs	75,468.42
MUNICIPAL FUNCTIONS TOTAL	1,001,470.25
CAPITAL IMPROVEMENTS *MEMO*	
DEBT SERVICE	
Principal Payments	24,500.00
Interest Payments	10,900.00
DEFERRED CHARGES	130,914.53
SCHOOL, COUNTY, SPECIAL DISTRICT TAXES	1,487,867.82
RESERVE FOR UNCOLLECTED TAXES	173,408.26
EXPENDITURES TOTAL	2,829,360.86

REVENUES-REALIZED		
1980 Property Taxes Collected		1,715,075.48
1980 Payments in Lieu of Taxes		
Delinquent Tax & Lien Collections		135,925.08
Business Personolty Replacement Taxes		45,148.36
Taxes from Public Utilities		236,007.00
Other Miscellaneous Tax Revenues		
State Aid Revenues		113,030.18
Federal Aid Revenues		79,423.34
State and Local Fiscal Assistance Act Utilized		84,241.68
Sale of Acquired Property		
Other Miscelloneous Revenues		70,467.23
	Total	2,479,318.35
Prior Years Surplus Appropriated		93,400.00
REVENUES	TOTAL	2,572,718.35
Reserve For Uncollected Taxes		173,408.26
CAPITAL OUTLAY	TOTAL	128,900.17
Public Enterprises		3,856.19
Recreation—Culture		
Public Works		86,925.65
Buildings and Grounds		38,118.33
Library and Education		
Conservation		
All Other		

CAPITAL DEBT AUTHORIZED, DECEMBER 31, 1980

ISSUED AND UNISSUED	GROSS DEBT	NET DEBT
School	544,000	
Self-liquidating	1,128,000	395,000
Other	265,238	265,238
Total	1,937,238	660,238

ISSUED AND OUTSTANDING	
School	544,000.00
Self-Liquidating	1,128,000.00
Other	265,238.33
Total	1,937,238.33
EQUALIZED VALUATION BASIS FOR NET DEBT COMPUTATION	68,080,527

REAL PROPERTY VALUATIONS

Code	Class	# of Parcels	% VAL'N	ASSESSED VALUATION
1	Vacant Land	426	4.07	2,415,400.00
2	Residential	1597	69.03	40,943,500.00
3	Farm	64	3.25	1,925,800.00
4a	Commercial	91	8.65	5,128,000.00
4b	Industrial	13	10.92	6,477,925.00
4c	Apartments	7	4.08	2,420,100.00
Total		2198		59,310,725.00

Land Area	7.26 Sq. Miles
Net Valuation Taxable-Municipal	60,187,964
Net Valuation Taxable-County	69,406,577
State Equalized Valuation	78,750,016
State Equalization Ratio	78.29

1980 PROPERTY TAX		
STATE EQUALIZED TAX RATE	1.37	
Local District School Taxes		1,049,482.52
Regional & Consolidated School Tax		
School Taxes in Municipal Budget		
County Taxes	.56	428,300.10
County Library Taxes	.01	10,085.20
Local Municipal Purpose Taxes	.55	421,040.95
Veteran & Senior Citizen Taxes		43,270.00
Total Taxes for Rate Computation	2.49	1,952,178.77
Special District Taxes		
Bank Corp. Taxes		1,387.55
Added and Omitted Taxes		16,562.79
Total Taxes Levied - ABSTRACT		1,926,859.11
Total Taxes Billed		1,930,540.04
1980 TAXES COLLECTED		1,715,075.48
1980 Taxes Cancelled, Abated or Adjusted		
Transfer to Tax Title Liens or Foreclosed		
Balance Outstanding Dec. 31, 1980		215,464.56
PRIOR YEARS TAXES OUTSTANDING		
Balance January 1, 1980		135,691.46
Collected in 1980		118,491.82
Cancelled, Abated or Adjusted 1980		
Transfers to Tax Title Liens or Foreclosed		
Balance December 31, 1980		17,209.64
TAX TITLE LIENS OUTSTANDING		
Balance January 1, 1980		93,946.30
Transfer From Taxes		
Redeemed in 1980		17,443.26
Cancelled, Abated or Adjusted (1980)		
Transfers to Foreclosed Property		
Balance December 31, 1980		76,503.04
PROPERTY ACQUIRED BY DEED OR FORECLOSURE		
Balance January 1, 1980		52,265.50
Transfers From Taxes or Liens		
Sale for Cash (1980)		
Cancelled, Abated or Adjusted (1980)		
Balance December 31, 1980		52,265.50

CURRENT FINANCES DECEMBER 31, 1980	
ASSETS	
Cash Dec. 31, 1980	153,979.37
Taxes Receivable	232,674.20
Tax Title Liens	76,503.04
Foreclosed Property	52,265.50
Emergencies & Other Deferred Charges	122,831.51
State and Federal Aid Receivable	
Other Receivables	21,740.57
Total	659,994.19
LIABILITIES, RESERVES, AND SURPLUS	
Cash Liabilities	128,674.54
Reserves for Receivables	383,183.34
Surplus Dec. 31, 1980	148,136.31
Total	659,994.19

0411

Population 1970 4,515
Population 1980 5,764
S & P Rating
Moody Rating

General Tax Rate Per $100. 3.59
State Equalized Tax Rate 3.18

CLEMENTON BOROUGH – CAMDEN CO.

Form of Government:
Borough Council
Number of Members on Governing Body 6

PER CAPITA:		PER CENT:	
Gross Debt	537.40	Gross Debt	5.02
Net Debt	140.72	Net Debt	1.31
Debt Service	7.70	Tax Levy Collected	93.28
Total Tax Levy	366.58	Tax Levy Cancelled, Abated or Adjusted	.52
Municipal Expenditures	168.07		

EXPENDITURES		REVENUES-REALIZED	
GENERAL GOVERNMENT			
Governing Body & Public Boards			
Municipal Clerk		1980 Property Taxes Collected	1,966,748.16
Financial Administration	10,400.00	1980 Payments in Lieu of Taxes	
Assessment of Taxes	7,970.00	Delinquent Tax & Lien Collections	123,062.58
Collection of Taxes	24,897.22	Business Personalty Replacement Taxes	37,522.36
Planning, Housing & Development	3,413.00	Taxes from Public Utilities	156,384.00
Human Resources	1,524.00	Other Miscellaneous Tax Revenues	
Elections	4,400.00	State Aid Revenues	53,775.36
General Administration (other)	124,776.15	Federal Aid Revenues	16,317.49
JUDICIARY		State and Local Fiscal Assistance Act Utilized	33,749.65
Municipal Courts	17,197.15	Sale of Acquired Property	2,000.00
PUBLIC SAFETY		Other Miscellaneous Revenues	65,725.23
Fire Protection	14,136.27	Total	2,455,284.83
Police Protection	260,793.77	Prior Years Surplus Appropriated	200,000.00
Civil Defense & Disaster Control	600.00	REVENUES TOTAL	2,655,284.83
Environmental Inspection & Control	7,859.00	Reserve For Uncollected Taxes	172,419.47
Other Public Safety		CAPITAL OUTLAY TOTAL	64,387.65
PUBLIC WORKS			
Streets and Drainage	89,097.81	Public Enterprises	
Sewers and Sewage Processing		Recreation—Culture	
Garbage and Trash Disposal	59,548.98	Public Works	64,387.65
Public Buildings and Grounds	12,637.00	Buildings and Grounds	
Other Public Works	3,640.00	Library and Education	
HEALTH and WELFARE		Conservation	
Health Services Except Environmental	2,000.00	All Other	
Welfare Public Assistance	6,500.00	CAPITAL DEBT AUTHORIZED, DECEMBER 31, 1980	
Hospitals, Clinics, First Aid		ISSUED AND UNISSUED — GROSS DEBT / NET DEBT	
Animal, Insect, & Rodent Control		School 2,430,826 / 452,485	
Other Welfare Services		Self-liquidating 308,050 /	
RECREATION and CONSERVATION		Other 358,700 / 358,700	
Beaches and Boardwalks		Total 3,097,576 / 811,185	
Parks, Playgrounds, Shade Trees	880.00		
Land Reclamation & Conservation		ISSUED AND OUTSTANDING	
Other Recreational Services	300.00	School	2,372,575.49
EDUCATION (excluding schools)		Self-Liquidating	308,050.00
Libraries	6,100.00	Other	326,400.00
Other Educational Services		Total	3,007,025.49
STATUTORY EXPENDITURES		EQUALIZED VALUATION BASIS	
Pensions & F. I. C. A	39,070.00	FOR NET DEBT COMPUTATION	61,700,578
Employee Fringe Benefits	17,412.13	REAL PROPERTY VALUATIONS	
Other Statutory Expenditures	3,500.00	Code Class # of Parcels % VAL'N ASSESSED VALUATION	
CETA And Other Public Employment Programs	15,000.00	1 Vacant Land 299 3.46 1,998,560.00	
MUNICIPAL FUNCTIONS TOTAL	733,652.48	2 Residential 1650 74.04 42,813,090.00	
CAPITAL IMPROVEMENTS *MEMO*	6,880.00	3 Farm	
DEBT SERVICE		4a Commercial 72 16.62 9,609,185.00	
Principal Payments	29,500.00	4b Industrial 2 .18 105,500.00	
Interest Payments	14,866.76	4c Apartments 7 5.71 3,299,100.00	
		Total 2030 57,825,435.00	
DEFERRED CHARGES	18,329.46	Land Area 1.91 Sq. Miles	
SCHOOL, COUNTY, SPECIAL DISTRICT TAXES	1,732,244.76	Net Valuation Taxable-Municipal	58,686,077
RESERVE FOR UNCOLLECTED TAXES	172,419.47	Net Valuation Taxable-County	61,222,866
EXPENDITURES TOTAL	2,701,012.93	State Equalized Valuation	66,001,382
		State Equalization Ratio	88.77

1980 PROPERTY TAX		
STATE EQUALIZED TAX RATE →		
Local District School Taxes	.85	562,183.00
Regional & Consolidated School Tax	.69	453,864.01
School Taxes in Municipal Budget		
County Taxes	1.06	* 700,746.86
County Library Taxes	.02	15,450.89
Local Municipal Purpose Taxes	.56	371,452.00
Veteran & Senior Citizen Taxes		52,100.00
Total Taxes for Rate Computation	3.18	2,155,796.76
Special District Taxes		
Bank Corp. Taxes		4,629.99
Added and Omitted Taxes		4,655.53
Total Taxes Levied - ABSTRACT		2,112,982.28
Total Taxes Billed		2,108,352.29
1980 TAXES COLLECTED		1,966,748.16
1980 Taxes Cancelled, Abated or Adjusted		11,002.07
Transfer to Tax Title Liens or Foreclosed		15,301.22
Balance Outstanding Dec. 31, 1980		115,300.84
PRIOR YEARS TAXES OUTSTANDING		
Balance January 1, 1980		105,396.57
Collected in 1980		82,975.24
Cancelled, Abated or Adjusted 1980		4,197.06
Transfers to Tax Title Liens or Foreclosed		7,659.71
Balance December 31, 1980		564.56
TAX TITLE LIENS OUTSTANDING		
Balance January 1, 1980		36,591.14
Transfer From Taxes		22,960.93
Redeemed in 1980		30,087.34
Cancelled, Abated or Adjusted (1980)		
Transfers to Foreclosed Property		
Balance December 31, 1980		29,464.73
PROPERTY ACQUIRED BY DEED OR FORECLOSURE		
Balance January 1, 1980		68,554.45
Transfers From Taxes or Liens		
Sale for Cash (1980)		
Cancelled Abated or Adjusted (1980)		
Balance December 31, 1980		68,554.45
CURRENT FINANCES DECEMBER 31, 1980		
ASSETS		
Cash Dec. 31, 1980		289,210.02
Taxes Receivable		115,865.40
Tax Title Liens		29,464.73
Foreclosed Property		68,554.45
Emergencies & Other Deferred Charges		24,332.33
State and Federal Aid Receivable		
Other Receivables		3,834.47
Total		531,261.40
LIABILITIES, RESERVES, AND SURPLUS		
Cash Liabilities		76,849.89
Reserves for Receivables		217,719.05
Surplus Dec. 31, 1980		236,692.46
Total		531,261.40

*Includes County Health Service Taxes or County Vocational School Taxes. See Table 13, pgs. 675, 676.

0206

Population 1970 18,895
Population 1980 21,464
S & P Rating
Moody Rating

General Tax Rate Per $100. 2.66
State Equalized Tax Rate 1.82

CLIFFSIDE PARK BOROUGH — BERGEN CO.

Form of Government:
Borough Council
Number of Members on Governing Body 6

PER CAPITA		PER CENT	
Gross Debt	315.11	Gross Debt	1.64
Net Debt	302.53	Net Debt	1.57
Debt Service	16.42	Tax Levy Collected	98.07
Total Tax Levy	413.04	Tax Levy Cancelled, Abated or Adjusted	.10
Municipal Expenditures	254.33		

EXPENDITURES	
GENERAL GOVERNMENT	
Governing Body & Public Boards	1,000.00
Municipal Clerk	
Financial Administration	14,000.00
Assessment of Taxes	29,330.00
Collection of Taxes	102,392.00
Planning, Housing & Development	30,620.00
Human Resources	150.00
Elections	
General Administration (other)	405,284.01
JUDICIARY	
Municipal Courts	43,012.00
PUBLIC SAFETY	
Fire Protection	577,018.00
Police Protection	1,034,565.00
Civil Defense & Disaster Control	1,500.00
Environmental Inspection & Control	26,195.00
Other Public Safety	
PUBLIC WORKS	
Streets and Drainage	397,530.00
Sewers and Sewage Processing	371,162.00
Garbage and Trash Disposal	350,541.00
Public Buildings and Grounds	77,870.00
Other Public Works	
HEALTH and WELFARE	
Health Services Except Environmental	71,194.21
Welfare-Public Assistance	25,824.00
Hospitals, Clinics, First Aid	
Animal, Insect, & Rodent Control	
Other Welfare Services	
RECREATION and CONSERVATION	
Beaches and Boardwalks	
Parks, Playgrounds, Shade Trees	46,650.00
Land Reclamation & Conservation	
Other Recreational Services	39,177.00
EDUCATION (excluding schools)	
Libraries	125,799.00
Other Educational Services	
STATUTORY EXPENDITURES	
Pensions & F. I. C. A.	414,325.00
Employee Fringe Benefits	130,700.00
Other Statutory Expenditures	20,000.00
CETA And Other Public Employment Programs	400,000.00
MUNICIPAL FUNCTIONS TOTAL	4,735,838.22
CAPITAL IMPROVEMENTS *MEMO*	100.00
DEBT SERVICE	
Principal Payments	77,000.00
Interest Payments	275,500.76
DEFERRED CHARGES	18,523.34
SCHOOL, COUNTY, SPECIAL DISTRICT TAXES	5,640,729.20
RESERVE FOR UNCOLLECTED TAXES	351,983.89
EXPENDITURES TOTAL	11,099,575.41

REVENUES REALIZED	
1980 Property Taxes Collected	8,681,558.94
1980 Payments in Lieu of Taxes	
Delinquent Tax & Lien Collections	218,870.68
Business Personalty Replacement Taxes	150,926.92
Taxes from Public Utilities	455,594.00
Other Miscellaneous Tax Revenues	
State Aid Revenues	183,597.04
Federal Aid Revenues	277,213.78
State and Local Fiscal Assistance Act Utilized	190,707.00
Sale of Acquired Property	
Other Miscellaneous Revenues	428,554.93
Total	10,587,023.29
Prior Years Surplus Appropriated	475,000.00
REVENUES TOTAL	11,062,023.29
Reserve For Uncollected Taxes	351,983.89
CAPITAL OUTLAY TOTAL	467,869.97
Public Enterprises	
Recreation—Culture	
Public Works	391,139.08
Buildings and Grounds	76,423.02
Library and Education	307.87
Conservation	
All Other	

CAPITAL DEBT AUTHORIZED, DECEMBER 31, 1980

ISSUED AND UNISSUED	GROSS DEBT	NET DEBT
School	270,000	
Self-liquidating		
Other	6,493,500	6,493,500
Total	6,763,500	6,493,500
ISSUED AND OUTSTANDING		
School		270,000.00
Self-Liquidating		
Other		4,679,700.00
Total		4,949,700.00
EQUALIZED VALUATION BASIS FOR NET DEBT COMPUTATION		413,440,784

REAL PROPERTY VALUATIONS

Code	Class	# of Parcels	% VAL'N	ASSESSED VALUATION
1	Vacant Land	151	.64	2,111,100.00
2	Residential	4664	75.04	246,653,700.00
3	Farm			
4a	Commercial	230	10.01	32,887,100.00
4b	Industrial	15	.86	2,827,700.00
4c	Apartments	142	13.45	44,195,400.00
Total		5202		328,675,000.00

Land Area 1.00 Sq. Miles

Net Valuation Taxable-Municipal	332,244,923
Net Valuation Taxable-County	422,333,468
State Equalized Valuation	483,107,419
State Equalization Ratio	68.54

1980 PROPERTY TAX		
STATE EQUALIZED TAX RATE		
Local District School Taxes	.85	4,104,199.50
Regional & Consolidated School Tax		
School Taxes in Municipal Budget		
County Taxes	.32	1,536,529.70
County Library Taxes		
Local Municipal Purpose Taxes	.66	3,192,635.32
Veteran & Senior Citizen Taxes		141,670.00
Total Taxes for Rate Computation	1.83	8,975,034.52
Special District Taxes		
Bank Corp. Taxes		17,607.21
Added and Omitted Taxes		14,506.98
Total Taxes Levied - ABSTRACT		8,865,478.71
Total Taxes Billed		8,852,221.93
1980 TAXES COLLECTED		8,681,558.94
1980 Taxes Cancelled, Abated or Adjusted		9,097.20
Transfer to Tax Title Liens or Foreclosed		
Balance Outstanding Dec. 31, 1980		161,565.79
PRIOR YEARS TAXES OUTSTANDING		
Balance January 1, 1980		203,078.26
Collected in 1980		203,078.26
Cancelled, Abated or Adjusted 1980		
Transfers to Tax Title Liens or Foreclosed		
Balance December 31, 1980		
TAX TITLE LIENS OUTSTANDING		
Balance January 1, 1980		15,792.42
Transfer From Taxes		
Redeemed in 1980		15,792.42
Cancelled, Abated or Adjusted (1980)		
Transfers to Foreclosed Property		
Balance December 31, 1980		
PROPERTY ACQUIRED BY DEED OR FORECLOSURE		
Balance January 1, 1980		31,661.78
Transfers From Taxes or Liens		
Sale for Cash (1980)		
Cancelled, Abated or Adjusted (1980)		
Balance December 31, 1980		31,661.78

CURRENT FINANCES DECEMBER 31, 1980	
ASSETS	
Cash Dec. 31, 1980	1,335,801.79
Taxes Receivable	161,565.79
Tax Title Liens	
Foreclosed Property	31,661.78
Emergencies & Other Deferred Charges	
State and Federal Aid Receivable	1,453.77
Other Receivables	2,250.00
Total	1,532,733.13
LIABILITIES, RESERVES, AND SURPLUS	
Cash Liabilities	717,404.21
Reserves for Receivables	195,477.57
Surplus Dec. 31, 1980	619,851.35
Total	1,532,733.13

1980/3000

1602

Population 1970 82,485
Population 1980 74,388
S & P Rating
Moody Rating A-1

General Tax Rate Per $100. 3.32
State Equalized Tax Rate 1.93

CLIFTON CITY — PASSAIC CO.

Form of Government:
Council-Manager (1923)
Number of Members on Governing Body 7

PER CAPITA:		PER CENT:	
Gross Debt	296.86	Gross Debt	1.32
Net Debt	242.82	Net Debt	1.08
Debt Service	27.24	Tax Levy Collected	97.38
Total Tax Levy	495.69	Tax Levy Cancelled, Abated or Adjusted	.18
Municipal Expenditures	328.29		

EXPENDITURES	
GENERAL GOVERNMENT	
Governing Body & Public Boards	30,050.00
Municipal Clerk	146,320.00
Financial Administration	148,391.00
Assessment of Taxes	178,754.00
Collection of Taxes	133,015.00
Planning, Housing & Development	32,343.00
Human Resources	15,855.00
Elections	20,470.00
General Administration (other)	1,240,810.80
JUDICIARY	
Municipal Courts	145,397.00
PUBLIC SAFETY	
Fire Protection	3,903,016.83
Police Protection	3,699,073.03
Civil Defense & Disaster Control	11,625.00
Environmental Inspection & Control	106,025.00
Other Public Safety	233,248.00
PUBLIC WORKS	
Streets and Drainage	1,166,604.00
Sewers and Sewage Processing	2,981,420.87
Garbage and Trash Disposal	
Public Buildings and Grounds	151,113.00
Other Public Works	168,793.00
HEALTH and WELFARE	
Health Services Except Environmental	490,782.00
Welfare-Public Assistance	32,508.00
Hospitals, Clinics, First Aid	
Animal, Insect, & Rodent Control	39,872.00
Other Welfare Services	
RECREATION and CONSERVATION	
Beaches and Boardwalks	
Parks, Playgrounds, Shade Trees	510,810.00
Land Reclamation & Conservation	416.50
Other Recreational Services	6,150.00
EDUCATION (excluding schools)	
Libraries	520,751.00
Other Educational Services	
STATUTORY EXPENDITURES	
Pensions & F. I. C. A	1,720,000.00
Employee Fringe Benefits	607,200.00
Other Statutory Expenditures	34,000.00
CETA And Other Public Employment Programs	1,000,000.00
MUNICIPAL FUNCTIONS TOTAL	19,465,224.03
CAPITAL IMPROVEMENTS *MEMO*	30,000.00
DEBT SERVICE	
Principal Payments	1,139,000.00
Interest Payments	887,577.75
TYPE I SCHL DEBT *MEMO	634,595.00
DEFERRED CHARGES	
SCHOOL, COUNTY, SPECIAL DISTRICT TAXES	27,760,173.55
RESERVE FOR UNCOLLECTED TAXES	2,928,715.62
EXPENDITURES TOTAL	52,180,690.95

REVENUES-REALIZED		
1980 Property Taxes Collected		35,922,205.92
1980 Payments in Lieu of Taxes		
Delinquent Tax & Lien Collections		451,128.51
Business Personalty Replacement Taxes		3,161,018.36
Taxes from Public Utilities		4,088,400.00
Other Miscellaneous Tax Revenues		77,700.00
State Aid Revenues		669,505.99
Federal Aid Revenues		673,524.66
State and Local Fiscal Assistance Act Utilized		661,176.83
Sale of Acquired Property		
Other Miscellaneous Revenues		2,552,933.62
	Total	48,257,593.89
Prior Years Surplus Appropriated		3,400,000.00
REVENUES	TOTAL	51,657,593.89
Reserve For Uncollected Taxes		2,928,715.62
CAPITAL OUTLAY	TOTAL	5,079,315.18
Public Enterprises		
Recreation—Culture		4,373.49
Public Works		4,150,204.51
Buildings and Grounds		869,737.18
Library and Education		55,000.00
Conservation		
All Other		

CAPITAL DEBT AUTHORIZED, DECEMBER 31, 1980

ISSUED AND UNISSUED	GROSS DEBT	NET DEBT
Schaal	2,869,000	
Self-liquidating	1,151,000	
Other	18,063,176	18,063,176
Total	22,083,176	18,063,176

ISSUED AND OUTSTANDING	
Schaal	2,869,000.00
Self-Liquidating	29,000.00
Other	16,162,000.00
Total	19,060,000.00
EQUALIZED VALUATION BASIS FOR NET DEBT COMPUTATION	1,673,643,033

REAL PROPERTY VALUATIONS

Code	Class	# of Parcels	% VAL'N	ASSESSED VALUATION
1	Vacant Land	527	1.05	11,471,100.00
2	Residential	18902	60.24	660,172,200.00
3	Farm	3		45,300.00
4a	Commercial	1148	15.84	173,561,100.00
4b	Industrial	306	18.10	198,423,900.00
4c	Apartments	98	4.77	52,308,200.00
Total		20984		1,095,981,800.00

Land Area 11.20 Sq. Miles

Net Valuation Taxable-Municipal	1,105,906,333
Net Valuation Taxable-County	1,817,244,831
State Equalized Valuation	1,892,528,812
State Equalization Ratio	58.22

1980 PROPERTY TAX		
STATE EQUALIZED TAX RATE →		
Local District School Taxes	.81	15,415,325.00
Regional & Consolidated School Tax		
School Taxes in Municipal Budget	.03	635,211.00
County Taxes	.62	11,709,637.55
County Library Taxes		
Local Municipal Purpose Taxes	.47	8,849,105.05
Veteran & Senior Citizen Taxes		745,280.00
Total Taxes for Rate Computation	1.93	37,354,558.60
Special District Taxes		
Bank Corp. Taxes		90,273.28
Added and Omitted Taxes		173,587.07
Total Taxes Levied - ABSTRACT		36,873,138.95
Total Taxes Billed		36,889,677.33
1980 TAXES COLLECTED		35,922,205.92
1980 Taxes Cancelled, Abated or Adjusted		67,291.64
Transfer to Tax Title Liens or Foreclosed		23,089.50
Balance Outstanding Dec. 31, 1980		877,090.27
PRIOR YEARS TAXES OUTSTANDING		
Balance January 1, 1980		1,030,934.50
Collected in 1980		418,961.99
Cancelled, Abated or Adjusted 1980		6,573.46
Transfers to Tax Title Liens or Foreclosed		
Balance December 31, 1980		605,399.05
TAX TITLE LIENS OUTSTANDING		
Balance January 1, 1980		191,561.36
Transfer From Taxes		23,089.50
Redeemed in 1980		32,166.52
Cancelled, Abated or Adjusted (1980)		
Transfers to Foreclosed Property		
Balance December 31, 1980		182,484.34
PROPERTY ACQUIRED BY DEED OR FORECLOSURE		
Balance January 1, 1980		38,624.00
Transfers From Taxes or Liens		
Sale for Cash (1980)		
Cancelled, Abated or Adjusted (1980)		
Balance December 31, 1980		38,624.00

CURRENT FINANCES DECEMBER 31, 1980	
ASSETS	
Cash Dec. 31, 1980	11,241,093.38
Taxes Receivable	1,482,489.32
Tax Title Liens	182,484.34
Foreclosed Property	38,624.00
Emergencies & Other Deferred Charges	13,269.00
State and Federal Aid Receivable	74,823.01
Other Receivables	485,792.24
Total	13,628,575.29
LIABILITIES, RESERVES, AND SURPLUS	
Cash Liabilities	7,385,868.57
Reserves for Receivables	2,121,689.90
Surplus Dec. 31, 1980	4,121,016.82
Total	13,628,575.29

1980 3000

* ABOVE DEBT SERVICE INCLUDES TYPE I SCHOOL DEBT

1005

Population 1970 1,745
Population 1980 1,910
S & P Rating
Moody Rating BAA-1

General Tax Rate Per $100. 2.63
State Equalized Tax Rate 2.83

CLINTON TOWN – HUNTERDON CO.

Form of Government:
Town Council
Number of Members on Governing Body 7

PER CAPITA:

Gross Debt	1,805.35
Net Debt	773.81
Debt Service	7.66
Total Tax Levy	764.05
Municipal Expenditures	294.04

PER CENT:

Gross Debt	7.64
Net Debt	3.29
Tax Levy Collected	92.63
Tax Levy Cancelled, Abated or Adjusted	1.54

EXPENDITURES	
GENERAL GOVERNMENT	
Governing Body & Public Boards	
Municipal Clerk	
Financial Administration	11,333.42
Assessment of Taxes	4,200.00
Collection of Taxes	7,260.00
Planning, Housing & Development	6,490.00
Human Resources	
Elections	
General Administration (other)	62,379.59
JUDICIARY	
Municipal Courts	13,499.19
PUBLIC SAFETY	
Fire Protection	17,030.00
Police Protection	125,772.41
Civil Defense & Disaster Control	
Environmental Inspection & Control	5,675.00
Other Public Safety	
PUBLIC WORKS	
Streets and Drainage	48,064.20
Sewers and Sewage Processing	
Garbage and Trash Disposal	49,057.80
Public Buildings and Grounds	39,500.00
Other Public Works	
HEALTH and WELFARE	
Health Services Except Environmental	1,080.00
Welfare-Public Assistance	2,350.00
Hospitals, Clinics, First Aid	
Animal, Insect, & Rodent Control	
Other Welfare Services	
RECREATION and CONSERVATION	
Beaches and Boardwalks	
Parks, Playgrounds, Shade Trees	9,600.00
Land Reclamation & Conservation	1,685.00
Other Recreational Services	
EDUCATION (excluding schools)	
Libraries	5,700.00
Other Educational Services	1,250.00
STATUTORY EXPENDITURES	
Pensions & F. I. C. A.	15,187.00
Employee Fringe Benefits	5,690.39
Other Statutory Expenditures	2,500.00
CETA And Other Public Employment Programs	
MUNICIPAL FUNCTIONS TOTAL	435,304.00
CAPITAL IMPROVEMENTS *MEMO*	11,700.00
DEBT SERVICE	
Principal Payments	12,000.00
Interest Payments	2,632.67
DEFERRED CHARGES	2,700.00
SCHOOL, COUNTY, SPECIAL DISTRICT TAXES	1,128,010.32
RESERVE FOR UNCOLLECTED TAXES	108,977.61
EXPENDITURES TOTAL	1,689,624.60

REVENUES-REALIZED	
1980 Property Taxes Collected	1,347,431.16
1980 Payments in Lieu of Taxes	
Delinquent Tax & Lien Collections	46,342.97
Business Personalty Replacement Taxes	42,364.16
Taxes from Public Utilities	50,745.00
Other Miscellaneous Tax Revenues	
State Aid Revenues	11,545.77
Federal Aid Revenues	
State and Local Fiscal Assistance Act Utilized	13,694.00
Sale of Acquired Property	
Other Miscellaneous Revenues	110,109.56
Total	1,622,232.62
Prior Years Surplus Appropriated	17,000.00
REVENUES TOTAL	1,639,232.62
Reserve For Uncollected Taxes	108,977.61
CAPITAL OUTLAY TOTAL	291,533.48
Public Enterprises	205,754.11
Recreation—Culture	
Public Works	79,695.53
Buildings and Grounds	6,083.84
Library and Education	
Conservation	
All Other	

CAPITAL DEBT AUTHORIZED, DECEMBER 31, 1980

ISSUED AND UNISSUED	GROSS DEBT	NET DEBT
School	596,006	
Self-liquidating	2,600,703	1,226,470
Other	251,500	251,500
Total	3,448,209	1,477,970

ISSUED AND OUTSTANDING	
School	596,006.76
Self-Liquidating	2,477,000.00
Other	226,000.00
Total	3,299,006.76
EQUALIZED VALUATION BASIS FOR NET DEBT COMPUTATION	45,106,918

REAL PROPERTY VALUATIONS

Code	Class	# of Parcels	% VAL'N	ASSESSED VALUATION
1	Vacant Land	42	2.85	1,542,800.00
2	Residential	503	64.29	34,749,700.00
3	Farm	12	.71	382,800.00
4a	Commercial	105	28.07	15,172,300.00
4b	Industrial			
4c	Apartments	4	4.08	2,205,900.00
Total		666		54,053,500.00

Land Area	1.30 Sq. Miles
Net Valuation Taxable-Municipal	55,144,626
Net Valuation Taxable-County	48,248,570
State Equalized Valuation	51,291,124
State Equalization Ratio	107.68

1980 PROPERTY TAX		
STATE EQUALIZED TAX RATE	▼	
Local District School Taxes	.98	501,039.49
Regional & Consolidated School Tax	.82	417,387.49
School Taxes in Municipal Budget		
County Taxes	.39	198,063.48
County Library Taxes	.02	11,519.86
Local Municipal Purpose Taxes	.62	319,034.86
Veteran & Senior Citizen Taxes		12,360.00
Total Taxes for Rate Computation	2.83	1,459,405.18
Special District Taxes		
Bank Corp. Taxes		7,973.94
Added and Omitted Taxes		4,324.70
Total Taxes Levied - ABSTRACT		1,459,343.82
Total Taxes Billed		1,454,628.38
1980 TAXES COLLECTED		1,347,431.16
1980 Taxes Cancelled, Abated or Adjusted		22,445.66
Transfer to Tax Title Liens or Foreclosed		9,670.51
Balance Outstanding Dec. 31, 1980		75,081.05

PRIOR YEARS TAXES OUTSTANDING	
Balance January 1, 1980	53,808.08
Collected in 1980	46,342.97
Cancelled, Abated or Adjusted 1980	199.15
Transfers to Tax Title Liens or Foreclosed	7,008.65
Balance December 31, 1980	257.31
TAX TITLE LIENS OUTSTANDING	
Balance January 1, 1980	
Transfer From Taxes	17,429.59
Redeemed in 1980	
Cancelled, Abated or Adjusted (1980)	
Transfers to Foreclosed Property	
Balance December 31, 1980	17,429.59
PROPERTY ACQUIRED BY DEED OR FORECLOSURE	
Balance January 1, 1980	
Transfers From Taxes or Liens	
Sale for Cash (1980)	
Cancelled, Abated or Adjusted (1980)	
Balance December 31, 1980	

CURRENT FINANCES DECEMBER 31, 1980	
ASSETS	
Cash Dec. 31, 1980	156,465.23
Taxes Receivable	75,338.36
Tax Title Liens	17,429.59
Foreclosed Property	
Emergencies & Other Deferred Charges	10,800.00
State and Federal Aid Receivable	
Other Receivables	34,947.28
Total	294,980.46
LIABILITIES, RESERVES, AND SURPLUS	
Cash Liabilities	81,124.81
Reserves for Receivables	127,715.23
Surplus Dec. 31, 1980	86,140.42
Total	294,980.46

1006

Population 1970 5,155
Population 1980 7,345
S & P Rating
Moody Rating

General Tax Rate Per $100. 2.00
State Equalized Tax Rate 2.35

CLINTON TOWNSHIP — HUNTERDON CO.

Form of Government:
Small Municipality Plan C (OMCL50)
Number of Members on Governing Body 5

PER CAPITA:		PER CENT:	
Gross Debt	549.37	Gross Debt	2.15
Net Debt	238.53	Net Debt	.93
Debt Service	12.35	Tax Levy Collected	93.02
Total Tax Levy	732.76	Tax Levy Cancelled, Abated or Adjusted	1.71
Municipal Expenditures	208.57		

EXPENDITURES	
GENERAL GOVERNMENT	
Governing Body & Public Boards	
Municipal Clerk	19,300.00
Financial Administration	7,515.00
Assessment of Taxes	30,250.00
Collection of Taxes	27,215.00
Planning, Housing & Development	74,275.00
Human Resources	
Elections	
General Administration (other)	143,720.00
JUDICIARY	
Municipal Courts	26,472.00
PUBLIC SAFETY	
Fire Protection	57,975.00
Police Protection	278,312.00
Civil Defense & Disaster Control	125.00
Environmental Inspection & Control	31,060.00
Other Public Safety	
PUBLIC WORKS	
Streets and Drainage	200,223.00
Sewers and Sewage Processing	10,000.00
Garbage and Trash Disposal	
Public Buildings and Grounds	33,261.00
Other Public Works	
HEALTH and WELFARE	
Health Services Except Environmental	450.00
Welfare-Public Assistance	
Hospitals, Clinics, First Aid	
Animal, Insect, & Rodent Control	1,000.00
Other Welfare Services	
RECREATION and CONSERVATION	
Beaches and Boardwalks	
Parks, Playgrounds, Shade Trees	8,945.00
Land Reclamation & Conservation	8,000.00
Other Recreational Services	
EDUCATION (excluding schools)	
Libraries	
Other Educational Services	1,000.00
STATUTORY EXPENDITURES	
Pensions & F. I. C. A.	61,549.00
Employee Fringe Benefits	21,765.00
Other Statutory Expenditures	2,000.00
CETA And Other Public Employment Programs	
MUNICIPAL FUNCTIONS TOTAL	1,044,412.00
CAPITAL IMPROVEMENTS *MEMO*	12,200.00
DEBT SERVICE	
Principal Payments	68,000.00
Interest Payments	22,743.46
DEFERRED CHARGES	14,400.00
SCHOOL, COUNTY, SPECIAL DISTRICT TAXES	4,845,021.11
RESERVE FOR UNCOLLECTED TAXES	382,399.25
EXPENDITURES TOTAL	6,376,975.82

REVENUES-REALIZED	
1980 Property Taxes Collected	5,021,331.21
1980 Payments in Lieu of Taxes	
Delinquent Tax & Lien Collections	217,043.86
Business Personalty Replacement Taxes	100,233.04
Taxes from Public Utilities	239,700.00
Other Miscellaneous Tax Revenues	
State Aid Revenues	47,557.34
Federal Aid Revenues	
State and Local Fiscal Assistance Act Utilized	31,519.35
Sale of Acquired Property	
Other Miscellaneous Revenues	491,000.40
Total	6,148,385.20
Prior Years Surplus Appropriated	620,000.00
REVENUES TOTAL	6,768,385.20
Reserve For Uncollected Taxes	382,399.25
CAPITAL OUTLAY TOTAL	560,264.33
Public Enterprises	
Recreation—Culture	10,627.18
Public Works	548,433.90
Buildings and Grounds	1,203.25
Library and Education	
Conservation	
All Other	

CAPITAL DEBT AUTHORIZED, DECEMBER 31, 1980

ISSUED AND UNISSUED	GROSS DEBT	NET DEBT
School	2,283,141	
Self-liquidating		
Other	1,752,000	1,752,000
Total	4,035,141	1,752,000

ISSUED AND OUTSTANDING	
School	2,283,141.70
Self-Liquidating	
Other	204,000.00
Total	2,487,141.70
EQUALIZED VALUATION BASIS FOR NET DEBT COMPUTATION	187,410,387

REAL PROPERTY VALUATIONS

Code	Class	# of Parcels	% VAL'N	ASSESSED VALUATION
1	Vacant Land	271	5.37	13,358,700.00
2	Residential	1809	68.99	171,533,825.00
3	Farm	451	8.52	21,193,135.00
4a	Commercial	88	15.07	37,479,900.00
4b	Industrial	6	1.72	4,267,900.00
4c	Apartments	4	.32	801,000.00
Total		2629		248,634,460.00

Land Area 30.06 Sq. Miles

Net Valuation Taxable-Municipal	254,989,726
Net Valuation Taxable-County	207,486,904
State Equalized Valuation	217,619,731
State Equalization Ratio	117.69

1980 PROPERTY TAX		
STATE EQUALIZED TAX RATE		
Local District School Taxes	1.01	2,192,888.50
Regional & Consolidated School Tax	.81	1,751,822.60
School Taxes in Municipal Budget		
County Taxes	.39	850,816.69
County Library Taxes	.02	49,493.32
Local Municipal Purpose Taxes	.11	246,230.14
Veteran & Senior Citizen Taxes		41,860.00
Total Taxes for Rate Computation	2.34	5,133,111.25
Special District Taxes		
Bank Carp. Taxes		1,446.31
Added and Omitted Taxes		289,417.46
Total Taxes Levied - ABSTRACT		5,382,115.02
Total Taxes Billed		5,398,300.98
1980 TAXES COLLECTED		5,021,331.21
1980 Taxes Cancelled, Abated or Adjusted		92,260.97
Transfer to Tax Title Liens or Foreclosed		32,084.97
Balance Outstanding Dec. 31, 1980		252,623.83
PRIOR YEARS TAXES OUTSTANDING		
Balance January 1, 1980		206,035.81
Collected in 1980		196,253.28
Cancelled, Abated or Adjusted 1980		437.73
Transfers to Tax Title Liens or Foreclosed		8,283.78
Balance December 31, 1980		1,061.02
TAX TITLE LIENS OUTSTANDING		
Balance January 1, 1980		87,603.03
Transfer From Taxes		41,075.61
Redeemed in 1980		20,790.78
Cancelled, Abated or Adjusted (1980)		6,990.17
Transfers to Foreclosed Property		
Balance December 31, 1980		100,897.69
PROPERTY ACQUIRED BY DEED OR FORECLOSURE		
Balance January 1, 1980		
Transfers From Taxes or Liens		
Sale for Cash (1980)		
Cancelled, Abated or Adjusted (1980)		
Balance December 31, 1980		
CURRENT FINANCES DECEMBER 31, 1980		
ASSETS		
Cash Dec. 31, 1980		2,056,919.95
Taxes Receivable		253,684.85
Tax Title Liens		100,897.69
Foreclosed Property		
Emergencies & Other Deferred Charges		121,189.56
State and Federal Aid Receivable		2,465.07
Other Receivables		495,137.68
Total		3,030,294.80
LIABILITIES, RESERVES, AND SURPLUS		
Cash Liabilities		1,739,369.92
Reserves for Receivables		849,720.22
Surplus Dec. 31, 1980		441,204.66
Total		3,030,294.80

0207

Population 1970	8,620
Population 1980	8,164
S & P Rating	A
Moody Rating	A-1

General Tax Rate Per $100. 4.36

State Equalized Tax Rate 2.59

CLOSTER BOROUGH — BERGEN CO.

Form of Government:
Borough Council
Number of Members on Governing Body 6

PER CAPITA:		PER CENT:	
Gross Debt	940.56	Gross Debt	3.44
Net Debt	878.75	Net Debt	3.21
Debt Service	71.70	Tax Levy Collected	97.75
Total Tax Levy	830.93	Tax Levy Cancelled, Abated or Adjusted	.11
Municipal Expenditures	379.53		

EXPENDITURES

GENERAL GOVERNMENT	
Governing Body & Public Baards	
Municipal Clerk	39,238.87
Financial Administratian	21,100.00
Assessment af Taxes	14,775.00
Collection af Taxes	49,175.58
Planning, Housing & Develapment	25,300.00
Human Resources	
Electians	1,100.00
General Administration (other)	347,619.70
JUDICIARY	
Municipal Caurts	20,642.27
PUBLIC SAFETY	
Fire Pratection	99,337.00
Police Pratectian	593,749.61
Civil Defense & Disaster Cantrol	50.00
Enviranmental Inspectian & Cantrol	18,875.00
Other Public Safety	
PUBLIC WORKS	
Streets and Drainage	234,693.66
Sewers and Sewage Processing	54,428.27
Garbage and Trash Disposal	175,941.84
Public Buildings and Grounds	63,500.00
Other Public Warks	36,500.00
HEALTH and WELFARE	
Health Services Except Environmental	36,348.40
Welfare-Public Assistance	750.00
Haspitals, Clinics, First Aid	
Animal, Insect, & Radent Cantral	3,795.00
Other Welfare Services	
RECREATION and CONSERVATION	
Beaches and Baardwalks	
Parks, Playgraunds, Shade Trees	7,944.00
Land Reclamatian & Canservation	150.00
Other Recreatianal Services	38,651.73
EDUCATION (excluding schools)	
Libraries	78,000.00
Other Educational Services	
STATUTORY EXPENDITURES	
Pensians & F. I. C. A.	156,653.51
Employee Fringe Benefits	75,000.00
Other Statutary Expenditures	4,700.00
CETA And Other Public Employment Programs	
MUNICIPAL FUNCTIONS TOTAL	2,198,019.44
CAPITAL IMPROVEMENTS *MEMO*	15,000.00
DEBT SERVICE	
Principal Payments	165,000.00
Interest Payments	420,351.98
DEFERRED CHARGES	83,254.90
SCHOOL, COUNTY, SPECIAL DISTRICT TAXES	5,242,308.13
RESERVE FOR UNCOLLECTED TAXES	231,865.53
EXPENDITURES TOTAL	8,340,799.98

REVENUES-REALIZED

1980 Praperty Taxes Collected		6,632,698.43
1980 Payments in Lieu af Taxes		
Delinquent Tax & Lien Callectians		148,677.00
Business Persanalty Replacement Taxes		94,023.88
Taxes fram Public Utilities		721,492.00
Other Miscellaneous Tax Revenues		
State Aid Revenues		71,892.43
Federal Aid Revenues		
State and Local Fiscal Assistance Act Utilized		71,807.00
Sale af Acquired Praperty		125,500.00
Other Miscellaneous Revenues		253,502.20
	Total	8,119,592.94
Priar Years Surplus Appropriated		250,000.00
REVENUES	TOTAL	8,369,592.94
Reserve Far Uncollected Taxes		231,865.53
CAPITAL OUTLAY	TOTAL	61,066.64
Public Enterprises		
Recreatian—Culture		
Public Works		32,602.62
Buildings and Grounds		28,464.02
Library and Educatian		
Conservatian		
All Other		

CAPITAL DEBT AUTHORIZED, DECEMBER 31, 1980

ISSUED AND UNISSUED	GROSS DEBT	NET DEBT
Schaal	504,684	
Self-liquidating		
Other	7,174,075	7,174,075
Tatal	7,678,759	7,174,075

ISSUED AND OUTSTANDING	
Schaal	504,684.72
Self-Liquidating	
Other	7,107,000.00
Total	7,611,684.72
EQUALIZED VALUATION BASIS FOR NET DEBT COMPUTATION	223,306,953

REAL PROPERTY VALUATIONS

Code	Class	# of Parcels	% VAL'N	ASSESSED VALUATION
1	Vacant Land	154	2.72	4,112,800.00
2	Residential	2467	83.58	126,552,400.00
3	Farm	8	.29	436,100.00
4a	Commercial	93	10.55	15,973,600.00
4b	Industrial	10	2.84	4,297,000.00
4c	Apartments	1	.03	41,800.00
Tatal		2733		151,413,700.00

Land Area 3.17 Sq. Miles

Net Valuation Taxable-Municipal	154,263,349
Net Valuation Taxable-County	226,185,240
State Equalized Valuation	257,412,023
State Equalization Ratio	59.48

1980 PROPERTY TAX

STATE EQUALIZED TAX RATE		
Local District School Taxes	.95	2,457,425.95
Regional & Consalidated Schaal Tax	.76	1,961,794.93
Schaal Taxes in Municipal Budget		
County Taxes	.32	823,087.25
County Library Taxes		
Local Municipal Purpase Taxes	.57	1,468,682.00
Veteran & Senior Citizen Taxes		65,660.00
Total Taxes for Rate Computation	2.60	6,776,650.13
Special District Taxes		
Bank Carp. Taxes		11,366.72
Added and Omitted Taxes		61,332.94
Total Taxes Levied - ABSTRACT		6,783,689.79
Total Taxes Billed		6,785,620.88
1980 TAXES COLLECTED		6,632,698.43
1980 Taxes Cancelled, Abated or Adjusted		7,425.08
Transfer ta Tax Title Liens ar Fareclosed		933.04
Balance Outstanding Dec. 31, 1980		144,564.33

PRIOR YEARS TAXES OUTSTANDING

Balance January 1, 1980	180,316.38
Collected in 1980	148,677.00
Cancelled, Abated ar Adjusted 1980	22,791.36
Transfers ta Tax Title Liens ar Fareclased	885.96
Balance December 31, 1980	7,962.06

TAX TITLE LIENS OUTSTANDING

Balance January 1, 1980	
Transfer Fram Taxes	1,982.02
Redeemed in 1980	
Cancelled, Abated ar Adjusted (1980)	
Transfers ta Fareclased Praperty	
Balance December 31, 1980	1,982.02

PROPERTY ACQUIRED BY DEED OR FORECLOSURE

Balance January 1, 1980	130,531.25
Transfers Fram Taxes ar Liens	
Sale far Cash (1980)	
Cancelled, Abated ar Adjusted (1980)	
Balance December 31, 1980	130,531.25

CURRENT FINANCES DECEMBER 31, 1980

ASSETS	
Cash Dec. 31, 1980	493,534.87
Taxes Receivable	152,526.39
Tax Title Liens	1,982.02
Fareclosed Praperty	130,531.25
Emergencies & Other Deferred Charges	59,586.75
State and Federal Aid Receivable	500.00
Other Receivables	6,857.80
Total	845,519.08
LIABILITIES, RESERVES, AND SURPLUS	
Cash Liabilities	179,582.35
Reserves for Receivables	290,697.46
Surplus Dec. 31, 1980	375,239.27
Total	845,519.08

1980 3000

0412

Population 1970 17,450
Population 1980 15,838
S & P Rating A-
Maady Rating AA

General Tax Rate Per $100. 5.66
State Equalized Tax Rate 3.09

COLLINGSWOOD BOROUGH — CAMDEN CO.

Form of Government:
Commission (1911)
Number of Members on Governing Body 3

PER CAPITA:		PER CENT:	
Gross Debt	236.69	Gross Debt	2.09
Net Debt	48.82	Net Debt	.43
Debt Service	9.44	Tax Levy Collected	95.67
Total Tax Levy	387.29	Tax Levy Cancelled, Abated or Adjusted	.19
Municipal Expenditures	166.38		

EXPENDITURES	
GENERAL GOVERNMENT	
Governing Body & Public Boards	
Municipal Clerk	
Financial Administration	9,850.00
Assessment of Taxes	15,095.00
Collection of Taxes	40,748.00
Planning, Housing & Development	13,410.00
Human Resources	400.00
Elections	7,407.04
General Administration (other)	167,958.00
JUDICIARY	
Municipal Courts	34,116.00
PUBLIC SAFETY	
Fire Protection	193,548.00
Police Protection	626,208.00
Civil Defense & Disaster Control	450.00
Environmental Inspection & Control	25,778.00
Other Public Safety	
PUBLIC WORKS	
Streets and Drainage	176,813.00
Sewers and Sewage Processing	1,000.00
Garbage and Trash Disposal	169,927.96
Public Buildings and Grounds	25,744.00
Other Public Works	180,823.00
HEALTH and WELFARE	
Health Services Except Environmental	2,248.00
Welfare-Public Assistance	6,865.00
Hospitals, Clinics, First Aid	
Animal, Insect, & Radent Control	
Other Welfare Services	100.00
RECREATION and CONSERVATION	
Beaches and Boardwalks	
Parks, Playgrounds, Shade Trees	52,313.00
Land Reclamation & Conservation	250.00
Other Recreational Services	29,109.00
EDUCATION (excluding schools)	
Libraries	120,304.00
Other Educational Services	2,700.00
STATUTORY EXPENDITURES	
Pensions & F. I. C. A.	186,567.88
Employee Fringe Benefits	55,500.00
Other Statutory Expenditures	6,000.00
CETA And Other Public Employment Programs	20,500.00
MUNICIPAL FUNCTIONS TOTAL	2,171,732.88
CAPITAL IMPROVEMENTS *MEMO*	1,000.00
DEBT SERVICE	
Principal Payments	120,000.00
Interest Payments	29,432.50
DEFERRED CHARGES	
SCHOOL, COUNTY, SPECIAL DISTRICT TAXES	5,026,238.46
RESERVE FOR UNCOLLECTED TAXES	314,015.50
EXPENDITURES TOTAL	7,661,419.34

REVENUES-REALIZED		
1980 Property Taxes Collected		5,855,485.79
1980 Payments in Lieu of Taxes		
Delinquent Tax & Lien Collections		221,081.13
Business Personalty Replacement Taxes		115,852.16
Taxes from Public Utilities		461,186.00
Other Miscellaneous Tax Revenues		70,000.00
State Aid Revenues		237,142.35
Federal Aid Revenues		11,976.48
State and Local Fiscal Assistance Act Utilized		73,874.00
Sale of Acquired Property		
Other Miscellaneous Revenues		284,016.80
	Total	7,330,614.71
Prior Years Surplus Appropriated		305,000.00
REVENUES	TOTAL	7,635,614.71
Reserve For Uncollected Taxes		314,015.50
CAPITAL OUTLAY	TOTAL	122,562.85
Public Enterprises		51,756.85
Recreation—Culture		
Public Works		48,400.00
Buildings and Grounds		22,406.00
Library and Education		
Conservation		
All Other		

CAPITAL DEBT AUTHORIZED, DECEMBER 31, 1980

ISSUED AND UNISSUED	GROSS DEBT	NET DEBT
School	1,450,000	
Self-liquidating	1,525,550	
Other	773,195	773,195
Total	3,748,745	773,195

ISSUED AND OUTSTANDING	
School	1,450,000.00
Self-Liquidating	1,105,000.00
Other	600,000.00
Total	3,155,000.00
EQUALIZED VALUATION BASIS FOR NET DEBT COMPUTATION	179,792,971

REAL PROPERTY VALUATIONS

Code	Class	# of Parcels	% VAL'N	ASSESSED VALUATION
1	Vacant Land	192	1.04	1,094,600.00
2	Residential	3888	70.16	73,861,000.00
3	Farm			
4a	Commercial	343	14.29	15,046,750.00
4b	Industrial			
4c	Apartments	41	14.51	15,270,050.00
Total		4464		105,272,400.00

Land Area 1.86 Sq. Miles

Net Valuation Taxable-Municipal	108,102,598
Net Valuation Taxable-County	183,374,548
State Equalized Valuation	195,073,441
State Equalization Ratio	54.76

1980 PROPERTY TAX		
STATE EQUALIZED TAX RATE		
Local District School Taxes	1.48	2,929,808.00
Regional & Consolidated School Tax		
School Taxes in Municipal Budget		
County Taxes	1.06	* 2,096,430.46
County Library Taxes		
Local Municipal Purpose Taxes	.55	1,090,300.00
Veteran & Senior Citizen Taxes		139,540.00
Total Taxes for Rate Computation	3.09	6,256,078.46
Special District Taxes		
Bank Corp. Taxes		13,169.15
Added and Omitted Taxes		4,208.15
Total Taxes Levied - ABSTRACT		6,133,915.76
Total Taxes Billed		6,120,654.94
1980 TAXES COLLECTED		5,855,485.79
1980 Taxes Cancelled, Abated or Adjusted		11,399.53
Transfer to Tax Title Liens or Foreclosed		8,849.64
Balance Outstanding Dec. 31, 1980		244,919.98
PRIOR YEARS TAXES OUTSTANDING		
Balance January 1, 1980		206,725.13
Collected in 1980		203,444.26
Cancelled, Abated or Adjusted 1980		
Transfers to Tax Title Liens or Foreclosed		3,119.38
Balance December 31, 1980		161.49
TAX TITLE LIENS OUTSTANDING		
Balance January 1, 1980		29,744.85
Transfer From Taxes		12,395.08
Redeemed in 1980		17,636.87
Cancelled, Abated or Adjusted (1980)		
Transfers to Foreclosed Property		
Balance December 31, 1980		24,503.06
PROPERTY ACQUIRED BY DEED OR FORECLOSURE		
Balance January 1, 1980		3,250.00
Transfers From Taxes or Liens		
Sale for Cash (1980)		
Cancelled, Abated or Adjusted (1980)		
Balance December 31, 1980		3,250.00

CURRENT FINANCES DECEMBER 31, 1980

ASSETS	
Cash Dec. 31, 1980	547,992.75
Taxes Receivable	245,081.47
Tax Title Liens	24,503.06
Foreclosed Property	3,250.00
Emergencies & Other Deferred Charges	
State and Federal Aid Receivable.	5,143.55
Other Receivables	46,188.12
Total	872,158.95
LIABILITIES, RESERVES, AND SURPLUS	
Cash Liabilities	175,676.56
Reserves for Receivables	319,022.65
Surplus Dec. 31, 1980	377,459.74
Total	872,158.95

*Includes County Health Service Taxes or County Vocational School Taxes. See Table 13, pgs. 675, 676.

1309

Papulation 1970 5,865
Population 1980 7,888
S & P Rating
Maady Rating

General Tax Rate Per $100. 2.07
State Equalized Tax Rate 2.09

COLTS NECK TOWNSHIP – MONMOUTH CO.

Form of Government:
Township Committee
Number of Members on Governing Body 5

PER CAPITA:		PER CENT:	
Gross Debt	522.43	Gross Debt	1.85
Net Debt	32.52	Net Debt	.12
Debt Service	18.81	Tax Levy Collected	95.07
Total Tax Levy	689.93	Tax Levy Cancelled, Abated or Adjusted	
Municipal Expenditures	240.97		

EXPENDITURES	
GENERAL GOVERNMENT	
Governing Body & Public Boards	
Municipal Clerk	
Financial Administration	10,850.00
Assessment of Taxes	14,000.00
Collection of Taxes	9,450.00
Planning, Housing & Development	32,250.00
Human Resources	
Elections	6,000.00
General Administration (other)	274,500.00
JUDICIARY	
Municipal Courts	32,800.00
PUBLIC SAFETY	
Fire Protection	32,591.00
Police Protection	30,000.00
Civil Defense & Disaster Control	150.00
Environmental Inspection & Control	14,900.00
Other Public Safety	
PUBLIC WORKS	
Streets and Drainage	464,690.00
Sewers and Sewage Processing	
Garboge and Trosh Dispasal	
Public Buildings ond Grounds	114,500.00
Other Public Works	
HEALTH and WELFARE	
Health Services Except Enviranmental	30,880.00
Welfare-Public Assistance	7,800.00
Hospitols, Clinics, First Aid	
Animal, Insect, & Rodent Cantrol	
Other Welfare Services	
RECREATION and CONSERVATION	
Beaches and Baardwalks	
Porks, Playgrounds, Shade Trees	15,650.00
Land Reclamation & Conservation	1,750.00
Other Recreational Services	73,600.00
EDUCATION (excluding schoals)	
Libraries	
Other Educational Services	60,000.00
STATUTORY EXPENDITURES	
Pensians & F. I. C. A.	30,965.94
Employee Fringe Benefits	
Other Statutory Expenditures	1,535.00
CETA And Other Public Emplayment Programs	
MUNICIPAL FUNCTIONS TOTAL	1,258,861.94
CAPITAL IMPROVEMENTS *MEMO*	
DEBT SERVICE	
Principal Payments	138,000.00
Interest Payments	10,350.00
DEFERRED CHARGES	29,236.06
SCHOOL, COUNTY, SPECIAL DISTRICT TAXES	5,385,883.49
RESERVE FOR UNCOLLECTED TAXES	464,287.00
EXPENDITURES TOTAL	7,286,618.49

REVENUES-REALIZED	
1980 Property Taxes Collected	5,171,773.73
1980 Payments in Lieu of Taxes	
Delinquent Tax & Lien Collections	148,991.96
Business Personalty Replacement Taxes	62,268.72
Taxes from Public Utilities	847,885.00
Other Miscellaneous Tax Revenues	
State Aid Revenues	42,740.58
Federal Aid Revenues	
Stote and Local Fiscal Assistance Act Utilized	54,309.00
Sale of Acquired Property	
Other Miscellaneous Revenues	371,820.01
Total	6,699,789.00
Prior Years Surplus Appropriated	600,000.00
REVENUES TOTAL	7,299,789.00
Reserve For Uncollected Taxes	464,287.00
CAPITAL OUTLAY TOTAL	241,390.60
Public Enterprises	
Recreation—Culture	1,587.30
Public Works	239,803.30
Buildings and Grounds	
Library and Educotion	
Conservation	
All Other	

CAPITAL DEBT AUTHORIZED, DECEMBER 31, 1980

ISSUED AND UNISSUED	GROSS DEBT	NET DEBT
School	3,864,419	
Self-liquidating		
Other	256,500	256,500
Total	4,120,919	256,500

ISSUED AND OUTSTANDING	
School	3,752,432.60
Self-Liquidating	
Other	195,000.00
Total	3,947,432.60
EQUALIZED VALUATION BASIS FOR NET DEBT COMPUTATION	222,352,750

REAL PROPERTY VALUATIONS

Code	Class	# of Parcels	% VAL'N	ASSESSED VALUATION
1	Vacant Land	161	2.04	5,251,900.00
2	Residential	1806	81.61	209,942,900.00
3	Farm	445	10.01	25,754,400.00
4a	Commercial	60	6.33	16,288,500.00
4b	Industrial			
4c	Apartments			
Total		2472		257,237,700.00

Land Area 31.70 Sq. Miles

Net Valuation Taxable-Municipal	259,597,181
Net Valuation Taxable-County	233,317,499
State Equolized Valuation	256,446,502
State Equalizotion Ratio	101.24

1980 PROPERTY TAX		
STATE EQUALIZED TAX RATE →		
Local District School Taxes	1.01	2,581,146.25
Regional & Consolidated School Tax	.57	1,454,421.97
School Taxes in Municipol Budget		
County Taxes	.51	1,301,173.18
County Library Taxes	.02	49,142.09
Locol Municipol Purpose Taxes		
Veteran & Senior Citizen Taxes		29,470.00
Total Taxes for Rate Computation	2.11	5,415,353.49
Special District Taxes		
Bank Corp. Taxes		2,213.30
Added and Omitted Taxes		54,086.85
• Total Taxes Levied - ABSTRACT		5,442,183.64
Total Taxes Billed		5,439,970.34
1980 TAXES COLLECTED		5,171,773.73
1980 Taxes Cancelled, Abated or Adjusted		
Transfer to Tax Title Liens or Foreclosed		
Balance Outstanding Dec. 31, 1980		268,196.61

PRIOR YEARS TAXES OUTSTANDING	
Balance January 1, 1980	147,617.76
Collected in 1980	138,266.23
Cancelled, Abated or Adjusted 1980	
Transfers to Tax Title Liens or Foreclosed	
Balance December 31, 1980	9,351.53
TAX TITLE LIENS OUTSTANDING	
Balance January 1, 1980	24,652.02
Transfer From Taxes	
Redeemed in 1980	10,725.73
Cancelled, Abated or Adjusted (1980)	
Transfers to Foreclosed Property	
Balance December 31, 1980	13,926.29
PROPERTY ACQUIRED BY DEED OR FORECLOSURE	
Balance January 1, 1980	
Transfers From Taxes or Liens	
Sale for Cash (1980)	
Cancelled, Aboted or Adjusted (1980)	
Balance December 31, 1980	

CURRENT FINANCES DECEMBER 31, 1980	
ASSETS	
Cash Dec. 31, 1980	2,259,410.95
Taxes Receivable	277,548.14
Tax Title Liens	13,926.29
Foreclosed Property	
Emergencies & Other Deferred Charges	2,453.01
State and Federal Aid Receivable	
Other Receivables	2,207.90
Total	2,555,546.29
LIABILITIES, RESERVES, AND SURPLUS	
Cash Liabilities	1,460,789.06
Reserves for Receivables	293,682.33
Surplus Dec. 31, 1980	801,074.90
Total	2,555,546.29

0602

Population 1970 3,660
Population 1980 4,674
S & P Rating
Moody Rating

General Tax Rate Per $100. 4.43
State Equalized Tax Rate 2.78

COMMERCIAL TOWNSHIP – CUMBERLAND CO.

Form of Government:
Township Committee
Number of Members on Governing Body 3

PER CAPITA:		PER CENT:	
Gross Debt	232.03	Gross Debt	3.36
Net Debt	134.25	Net Debt	1.94
Debt Service	13.67	Tax Levy Collected	89.98
Total Tax Levy	247.96	Tax Levy Cancelled, Abated or Adjusted	.24
Municipal Expenditures	189.89		

EXPENDITURES	
GENERAL GOVERNMENT	
Governing Body & Public Boards	
Municipal Clerk	
Financial Administration	19,200.00
Assessment of Taxes	41,600.00
Collection of Taxes	32,100.00
Planning, Housing & Development	94,939.00
Human Resources	
Elections	2,600.00
General Administration (other)	126,050.00
JUDICIARY	
Municipal Courts	23,000.00
PUBLIC SAFETY	
Fire Protection	
Police Protection	69,011.00
Civil Defense & Disaster Control	2,000.00
Environmental Inspection & Control	8,801.21
Other Public Safety	
PUBLIC WORKS	
Streets and Drainage	92,722.22
Sewers and Sewage Processing	15,000.00
Garbage and Trash Disposal	32,600.00
Public Buildings and Grounds	48,250.00
Other Public Works	
HEALTH and WELFARE	
Health Services Except Environmental	2,500.00
Welfare-Public Assistance	39,900.00
Hospitals, Clinics, First Aid	2,000.00
Animal, Insect, & Rodent Control	14,000.00
Other Welfare Services	
RECREATION and CONSERVATION	
Beaches and Boardwalks	
Parks, Playgrounds, Shade Trees	5,000.00
Land Reclamation & Conservation	
Other Recreational Services	
EDUCATION (excluding schools)	
Libraries	
Other Educational Services	
STATUTORY EXPENDITURES	
Pensions & F. I. C. A.	20,000.00
Employee Fringe Benefits	15,000.00
Other Statutory Expenditures	2,000.00
CETA And Other Public Employment Programs	
MUNICIPAL FUNCTIONS TOTAL	708,673.43
CAPITAL IMPROVEMENTS *MEMO*	10,000.00
DEBT SERVICE	
Principal Payments	
Interest Payments	63,870.75
DEFERRED CHARGES	18,984.20
SCHOOL, COUNTY, SPECIAL DISTRICT TAXES	1,153,207.01
RESERVE FOR UNCOLLECTED TAXES	96,015.49
EXPENDITURES TOTAL	2,040,750.88

REVENUES-REALIZED		
1980 Property Taxes Collected		1,044,866.58
1980 Payments in Lieu of Taxes		
Delinquent Tax & Lien Collections		62,349.72
Business Personalty Replacement Taxes		39,467.64
Taxes from Public Utilities		204,481.00
Other Miscellaneous Tax Revenues		83,000.00
State Aid Revenues		76,224.11
Federal Aid Revenues		32,330.59
State and Local Fiscal Assistance Act Utilized		63,511.00
Sale of Acquired Property		5,129.90
Other Miscellaneous Revenues		138,596.82
	Total	1,749,957.36
Prior Years Surplus Appropriated		349,414.46
REVENUES	TOTAL	2,099,371.82
Reserve For Uncollected Taxes		96,015.49
CAPITAL OUTLAY	TOTAL	9,027.42
Public Enterprises		
Recreation—Culture		
Public Works		9,027.42
Buildings and Grounds		
Library and Education		
Conservation		
All Other		

CAPITAL DEBT AUTHORIZED, DECEMBER 31, 1980

ISSUED AND UNISSUED	GROSS DEBT	NET DEBT
School	457,000	
Self-liquidating		
Other	627,500	627,500
Total	1,084,500	627,500

ISSUED AND OUTSTANDING		
School		320,000.00
Self-Liquidating		
Other		537,500.00
	Total	857,500.00
EQUALIZED VALUATION BASIS FOR NET DEBT COMPUTATION		32,311,075

REAL PROPERTY VALUATIONS

Code	Class	# of Parcels	% VAL'N	ASSESSED VALUATION
1	Vacant Land	2534	17.84	3,994,819.00
2	Residential	1779	68.72	15,386,770.00
3	Farm	138	3.73	835,200.00
4a	Commercial	80	3.74	837,230.00
4b	Industrial	32	5.86	1,311,200.00
4c	Apartments	1	.12	26,800.00
Total		4564		22,392,019.00

Land Area 34.00 Sq. Miles

Net Valuation Taxable-Municipal	23,628,302
Net Valuation Taxable-County	35,435,871
State Equalized Valuation	36,869,785
State Equalization Ratio	62.84

1980 PROPERTY TAX		
STATE EQUALIZED TAX RATE →		
Local District School Taxes	1.83	686,594.00
Regional & Consolidated School Tax		
School Taxes in Municipal Budget		
County Taxes	.95	* 359,069.26
County Library Taxes		
Local Municipal Purpose Taxes		
Veteran & Senior Citizen Taxes		1,287,880.00
Total Taxes for Rate Computation	2.78	2,333,543.26
Special District Taxes		107,543.75
Bank Corp. Taxes		
Added and Omitted Taxes		5,740.39
Total Taxes Levied - ABSTRACT		1,158,947.40
Total Taxes Billed		1,161,251.50
1980 TAXES COLLECTED		1,044,866.58
1980 Taxes Cancelled, Abated or Adjusted		2,825.91
Transfer to Tax Title Liens or Foreclosed		24,215.67
Balance Outstanding Dec. 31, 1980		89,343.34

PRIOR YEARS TAXES OUTSTANDING	
Balance January 1, 1980	54,987.31
Collected in 1980	41,950.76
Cancelled, Abated or Adjusted 1980	2,450.95
Transfers to Tax Title Liens or Foreclosed	10,431.29
Balance December 31, 1980	154.31
TAX TITLE LIENS OUTSTANDING	
Balance January 1, 1980	82,994.96
Transfer From Taxes	35,740.89
Redeemed in 1980	20,398.96
Cancelled, Abated or Adjusted (1980)	873.46
Transfers to Foreclosed Property	18,325.20
Balance December 31, 1980	79,138.23
PROPERTY ACQUIRED BY DEED OR FORECLOSURE	
Balance January 1, 1980	117,830.00
Transfers From Taxes or Liens	18,325.20
Sale for Cash (1980)	5,129.90
Cancelled, Abated or Adjusted (1980)	
Balance December 31, 1980	131,025.30

CURRENT FINANCES DECEMBER 31, 1980 ASSETS	
Cash Dec. 31, 1980	521,528.92
Taxes Receivable	89,497.65
Tax Title Liens	79,138.23
Foreclosed Property	131,025.30
Emergencies & Other Deferred Charges	81,817.34
State and Federal Aid Receivable	90,672.55
Other Receivables	8,051.08
Total	1,001,731.07
LIABILITIES, RESERVES, AND SURPLUS	
Cash Liabilities	397,189.51
Reserves for Receivables	307,712.26
Surplus Dec. 31, 1980	296,829.30
Total	1,001,731.07

1980/3000

*Includes County Health Service Taxes or County Vocational School Taxes. See Table 13, pgs. 675, 676.

0106

Population 1970 260
Population 1980 254
S & P Rating
Moody Rating

General Tax Rate Per $100. 2.74
State Equalized Tax Rate 1.55

CORBIN CITY – ATLANTIC COUNTY

Form of Government:
Special Charter (P.L 1922, c.56)
Number of Members on Governing Body 3

PER CAPITA:

Gross Debt	1,614.17
Net Debt	
Debt Service	
Total Tax Levy	402.88
Municipal Expenditures	544.97

PER CENT:

Gross Debt	8.51
Net Debt	
Tax Levy Collected	95.11
Tax Levy Cancelled, Abated or Adjusted	

EXPENDITURES	
GENERAL GOVERNMENT	
Governing Body & Public Boards	
Municipal Clerk	
Financial Administration	4,813.00
Assessment of Taxes	3,750.00
Collection of Taxes	2,525.00
Planning, Housing & Development	3,300.00
Human Resources	1,550.00
Elections	198.59
General Administration (other)	20,900.95
JUDICIARY	
Municipal Courts	3,477.50
PUBLIC SAFETY	
Fire Protection	500.00
Police Protection	710.00
Civil Defense & Disaster Control	100.00
Environmental Inspection & Control	
Other Public Safety	
PUBLIC WORKS	
Streets and Drainage	52,235.00
Sewers and Sewage Processing	
Garbage and Trash Disposal	2,893.00
Public Buildings and Grounds	2,950.00
Other Public Works	
HEALTH and WELFARE	
Health Services Except Environmental	150.00
Welfare-Public Assistance	50.00
Hospitals, Clinics, First Aid	
Animal, Insect, & Rodent Control	2,126.41
Other Welfare Services	
RECREATION and CONSERVATION	
Beaches and Boardwalks	
Parks, Playgrounds, Shade Trees	
Land Reclamation & Conservation	
Other Recreational Services	
EDUCATION (excluding schools)	
Libraries	
Other Educational Services	
STATUTORY EXPENDITURES	
Pensions & F. I. C. A.	3,846.00
Employee Fringe Benefits	500.00
Other Statutory Expenditures	300.00
CETA And Other Public Employment Programs	18,904.34
MUNICIPAL FUNCTIONS TOTAL	125,779.79
CAPITAL IMPROVEMENTS *MEMO*	500.00
DEBT SERVICE	
Principal Payments	
Interest Payments	
DEFERRED CHARGES	
SCHOOL, COUNTY, SPECIAL DISTRICT TAXES	70,853.37
RESERVE FOR UNCOLLECTED TAXES	12,642.94
EXPENDITURES TOTAL	209,276.10

REVENUES-REALIZED		
1980 Property Taxes Collected		97,463.29
1980 Payments in Lieu of Taxes		
Delinquent Tax & Lien Collections		7,748.91
Business Personalty Replacement Taxes		2,004.81
Taxes from Public Utilities		18,139.00
Other Miscellaneous Tax Revenues		40,000.00
State Aid Revenues		1,752.77
Federal Aid Revenues		13,737.59
State and Local Fiscal Assistance Act Utilized		3,353.00
Sale of Acquired Property		
Other Miscellaneous Revenues		13,324.08
	Total	197,523.45
Prior Years Surplus Appropriated		25,000.00
REVENUES	TOTAL	222,523.45
Reserve For Uncollected Taxes		12,642.94

CAPITAL OUTLAY	TOTAL
Public Enterprises	
Recreation—Culture	
Public Works	
Buildings and Grounds	
Library and Education	
Conservation	
All Other	

CAPITAL DEBT AUTHORIZED, DECEMBER 31, 1980

ISSUED AND UNISSUED	GROSS DEBT	NET DEBT
School	410,000	
Self-liquidating		
Other		
Total	410,000	

ISSUED AND OUTSTANDING	
School	
Self-Liquidating	
Other	
Total	
EQUALIZED VALUATION BASIS FOR NET DEBT COMPUTATION	4,815,367

REAL PROPERTY VALUATIONS

Code	Class	# of Parcels	% VAL'N	ASSESSED VALUATION
1	Vacant Land	115	13.11	478,500.00
2	Residential	134	72.59	2,649,200.00
3	Farm	7	3.78	137,800.00
4a	Commercial	6	10.52	384,000.00
4b	Industrial			
4c	Apartments			
Total		262		3,649,500.00

Land Area 8.30 Sq. Miles

Net Valuation Taxable-Municipal	3,699,252
Net Valuation Taxable-County	4,704,222
State Equalized Valuation	6,501,205
State Equalization Ratio	56.57

1980 PROPERTY TAX		
STATE EQUALIZED TAX RATE		
Local District School Taxes	.64	42,000.00
Regional & Consolidated School Tax		
School Taxes in Municipal Budget		
County Taxes	.43	* 27,988.77
County Library Taxes	.01	864.60
Local Municipal Purpose Taxes	.46	30,357.81
Veteran & Senior Citizen Taxes		6,700.00
Total Taxes for Rate Computation	1.54	107,911.18
Special District Taxes		
Bank Corp. Taxes		
Added and Omitted Taxes		1,119.07
Total Taxes Levied - ABSTRACT		102,330.25
Total Taxes Billed		102,478.57
1980 TAXES COLLECTED		97,463.29
1980 Taxes Cancelled, Abated or Adjusted		
Transfer to Tax Title Liens or Foreclosed		27.40
Balance Outstanding Dec. 31, 1980		4,987.88

PRIOR YEARS TAXES OUTSTANDING	
Balance January 1, 1980	7,935.32
Collected in 1980	7,908.91
Cancelled, Abated or Adjusted 1980	6.31
Transfers to Tax Title Liens or Foreclosed	20.10
Balance December 31, 1980	
TAX TITLE LIENS OUTSTANDING	
Balance January 1, 1980	430.74
Transfer From Taxes	59.89
Redeemed in 1980	
Cancelled, Abated or Adjusted (1980)	
Transfers to Foreclosed Property	
Balance December 31, 1980	490.63
PROPERTY ACQUIRED BY DEED OR FORECLOSURE	
Balance January 1, 1980	28,910.00
Transfers From Taxes or Liens	
Sale for Cash (1980)	
Cancelled, Abated or Adjusted (1980)	
Balance December 31, 1980	28,910.00

CURRENT FINANCES DECEMBER 31, 1980 ASSETS	
Cash Dec. 31, 1980	106,782.65
Taxes Receivable	4,987.88
Tax Title Liens	490.63
Foreclosed Property	28,910.00
Emergencies & Other Deferred Charges	
State and Federal Aid Receivable	40,207.49
Other Receivables	3,581.11
Total	184,959.76
LIABILITIES, RESERVES, AND SURPLUS	
Cash Liabilities	88,385.80
Reserves for Receivables	37,969.62
Surplus Dec. 31, 1980	58,604.34
Total	184,959.76

1980/3000

*Includes County Health Service Taxes or County Vocational School Taxes. See Table 13, pgs. 675, 676.

1202

Population 1970 2,265
Population 1980 1,927
S & P Rating
Moody Rating

General Tax Rate Per $100. 2.37
State Equalized Tax Rate 1.80

CRANBURY TOWNSHIP – MIDDLESEX CO.

Form of Government:
Township Committee
Number of members on Governing Body 3

PER CAPITA:		PER CENT:	
Gross Debt	607.81	Gross Debt	1.15
Net Debt	438.55	Net Debt	.83
Debt Service	19.93	Tax Levy Collected	96.79
Totol Tox Levy	1,151.30	Tax Levy Cancelled, Abated or Adjusted	.13
Municipal Expenditures	517.33		

EXPENDITURES	
GENERAL GOVERNMENT	
Governing Body & Public Boards	
Municipal Clerk	
Financial Administrotion	12,050.00
Assessment of Toxes	9,250.00
Collection of Taxes	8,300.00
Planning, Housing & Development	48,920.00
Humon Resources	
Elections	1,000.00
Generol Administrotion (other)	110,950.00
JUDICIARY	
Municipol Courts	20,150.00
PUBLIC SAFETY	
Fire Protection	26,200.00
Police Protection	226,000.00
Civil Defense & Disaster Control	100.00
Environmentol Inspection & Control	15,015.00
Other Public Sofety	
PUBLIC WORKS	
Streets ond Drainoge	159,000.00
Sewers and Sewage Processing	44,450.00
Garbage and Trosh Disposol	40,000.00
Public Buildings ond Grounds	24,900.00
Other Public Works	
HEALTH and WELFARE	
Health Services Except Environmental	4,330.00
Welfare-Public Assistance	6,076.00
Hospitals, Clinics, First Aid	1,650.00
Animol, Insect, & Rodent Control	2,200.00
Other Welfare Services	1,500.00
RECREATION and CONSERVATION	
Beoches and Boordwolks	
Porks, Playgrounds, Shade Trees	27,850.00
Land Reclamation & Conservotion	2,450.00
Other Recreational Services	500.00
EDUCATION (excluding schools)	
Libraries	33,632.00
Other Educational Services	
STATUTORY EXPENDITURES	
Pensions & F. I. C. A.	44,702.58
Employee Fringe Benefits	
Other Statutory Expenditures	2,000.00
CETA And Other Public Employment Programs	
MUNICIPAL FUNCTIONS TOTAL	873,215.58
CAPITAL IMPROVEMENTS *MEMO*	50.00
DEBT SERVICE	
Principol Payments	6,000.00
Interest Payments	32,412.32
DEFERRED CHARGES	2,257.42
SCHOOL, COUNTY, SPECIAL DISTRICT TAXES	1,846,209.83
RESERVE FOR UNCOLLECTED TAXES	83,000.00
EXPENDITURES TOTAL	2,843,055.15

REVENUES-REALIZED		
1980 Property Taxes Collected		2,141,974.01
1980 Poyments in Lieu of Toxes		
Delinquent Tax & Lien Collections		56,436.37
Business Personolty Replacement Taxes		140,505.92
Taxes from Public Utilities		206,678.00
Other Miscellaneous Tox Revenues		
Stote Aid Revenues		15,640.09
Federol Aid Revenues		
State ond Local Fiscol Assistance Act Utilized		28,151.00
Sole of Acquired Property		
Other Miscellaneous Revenues		219,792.65
	Total	2,809,178.04
Prior Yeors Surplus Appropriated		175,000.00
REVENUES	TOTAL	2,984,178.04
Reserve For Uncollected Taxes		83,000.00
CAPITAL OUTLAY	TOTAL	35,771.11
Public Enterprises		
Recreation—Culture		
Public Works		35,764.80
Buildings and Grounds		6.31
Library and Educotion		
Conservotion		
All Other		

CAPITAL DEBT AUTHORIZED, DECEMBER 31, 1980

ISSUED AND UNISSUED	GROSS DEBT	NET DEBT
School	280,000	
Self-liquidoting	83,948	37,777
Other	807,302	807,302
Total	1,171,250	845,079

ISSUED AND OUTSTANDING	
School	280,000.00
Self-Liquidating	80,000.00
Other	654,000.00
Total	1,014,000.00
EQUALIZED VALUATION BASIS FOR NET DEBT COMPUTATION	101,964,036

REAL PROPERTY VALUATIONS

Code	Class	# of Parcels	% VAL'N	ASSESSED VALUATION
1	Vocant Land	64	1.61	1,466,700.00
2	Residential	534	32.90	29,923,400.00
3	Farm	197	8.74	7,952,500.00
4a	Commercial	47	9.26	8,421,200.00
4b	Industrial	12	47.36	43,080,400.00
4c	Apartments	1	.13	120,300.00
Total		855		90,964,500.00

Land Area 13.38 Sq. Miles

Net Valuation Taxable-Municipal	92,003,008
Net Valuatian Taxable-Caunty	129,935,054
State Equalized Valuatian	120,462,451
State Equalization Ratia	76.17

1980 PROPERTY TAX		
STATE EQUALIZED TAX RATE		
Local District School Toxes	.92	1,108,822.00
Regional & Consolidated School Tox		
School Taxes in Municipol Budget		
County Toxes	.61	737,387.83
County Library Taxes		
Local Municipal Purpose Taxes	.27	331,365.00
Veteron & Senior Citizen Taxes		12,820.00
Total Taxes for Rate Computation	1.80	2,190,394.83
Speciol District Taxes		
Bank Corp. Taxes.		8,347.25
Added and Omitted Toxes		32,628.79
Totol Toxes Levied - ABSTRACT		2,218,550.87
Total Taxes Billed		2,213,100.07
1980 TAXES COLLECTED		2,141,974.01
1980 Taxes Concelled, Aboted or Adjusted		2,919.05
Tronsfer to Tox Title Liens or Foreclosed		523.14
Bolonce Outstonding Dec. 31, 1980		67,683.87
PRIOR YEARS TAXES OUTSTANDING		
Bolance January 1, 1980		36,413.87
Collected in 1980		36,051.11
Cancelled, Abated or Adjusted 1980		
Tronsfers to Tox Title Liens or Foreclosed		
Balance December 31, 1980		362.76
TAX TITLE LIENS OUTSTANDING		
Balance January 1, 1980		34,172.16
Tronsfer From Taxes		523.14
Redeemed in 1980		20,385.26
Cancelled, Abated or Adjusted (1980)		12,003.32
Tronsfers to Foreclosed Property		
Balance December 31, 1980		2,306.72
PROPERTY ACQUIRED BY DEED OR FORECLOSURE		
Balance January 1, 1980		
Transfers From Taxes or Liens		
Sale for Cash (1980)		
Cancelled, Abated or Adjusted (1980)		
Balance December 31, 1980		

CURRENT FINANCES DECEMBER 31, 1980	
ASSETS	
Cosh Dec. 31, 1980	537,528.10
Toxes Receivable	68,046.63
Tax Title Liens	2,306.72
Foreclosed Proparty	
Emergencies & Other Deferred Charges	11,015.00
State and Federal Aid Receivable	
Other Receivables	21,357.65
Total	640,254.10
LIABILITIES, RESERVES, AND SURPLUS	
Cash Liabilities	144,007.41
Reserves for Receivables	91,711.00
Surplus Dec. 31, 1980	404,535.69
Total	640,254.10

1980/3000

CRANFORD TOWNSHIP — UNION CO.

2003

Population 1970	27,420
Population 1980	24,573
S & P Rating	
Moody Rating	A-1

General Tax Rate Per $100. 3.57

State Equalized Tax Rate 2.45

Form of Government:
Township Committee
Number of Members on Governing Body 5

PER CAPITA:		PER CENT:	
Gross Debt	693.71	Gross Debt	3.16
Net Debt	321.76	Net Debt	1.46
Debt Service	13.61	Tax Levy Collected	98.46
Total Tax Levy	630.62	Tax Levy Cancelled, Abated or Adjusted	.13
Municipal Expenditures	288.94		

EXPENDITURES

GENERAL GOVERNMENT	
Governing Body & Public Boards	4,298.00
Municipal Clerk	
Financial Administration	73,437.00
Assessment of Taxes	32,668.00
Collection of Taxes	42,760.00
Planning, Housing & Development	30,800.00
Human Resources	2,800.00
Elections	6,080.00
General Administration (other)	605,460.75
JUDICIARY	
Municipal Courts	62,721.00
PUBLIC SAFETY	
Fire Protection	889,053.00
Police Protection	1,355,634.00
Civil Defense & Disaster Control	2,983.00
Environmental Inspection & Control	67,503.00
Other Public Safety	
PUBLIC WORKS	
Streets and Drainage	628,902.08
Sewers and Sewage Processing	565,829.48
Garbage and Trash Disposal	34,500.00
Public Buildings and Grounds	175,478.47
Other Public Works	81,090.00
HEALTH and WELFARE	
Health Services Except Environmental	68,207.50
Welfare-Public Assistance	46,466.00
Hospitals, Clinics, First Aid	3,500.00
Animal, Insect, & Rodent Control	100.00
Other Welfare Services	
RECREATION and CONSERVATION	
Beaches and Boardwalks	
Parks, Playgrounds, Shade Trees	67,630.39
Land Reclamation & Conservation	53,037.68
Other Recreational Services	135,150.00
EDUCATION (excluding schools)	
Libraries	219,914.00
Other Educational Services	5,500.00
STATUTORY EXPENDITURES	
Pensions & F. I. C. A.	532,284.00
Employee Fringe Benefits	197,462.00
Other Statutory Expenditures	24,800.00
CETA And Other Public Employment Programs	153,784.96
MUNICIPAL FUNCTIONS TOTAL	6,169,834.35
CAPITAL IMPROVEMENTS *MEMO*	74,304.79
DEBT SERVICE	
Principal Payments	169,400.00
Interest Payments	135,130.56
DEFERRED CHARGES	31,797.51
SCHOOL, COUNTY, SPECIAL DISTRICT TAXES	12,278,674.66
RESERVE FOR UNCOLLECTED TAXES	563,910.52
EXPENDITURES TOTAL	19,378,747.60

REVENUES-REALIZED

1980 Property Taxes Collected		15,261,106.12
1980 Payments in Lieu of Taxes		
Delinquent Tax & Lien Collections		162,719.79
Business Personalty Replacement Taxes		385,464.00
Taxes from Public Utilities		1,583,764.51
Other Miscellaneous Tax Revenues		
State Aid Revenues		203,272.22
Federal Aid Revenues		62,923.44
State and Local Fiscal Assistance Act Utilized		263,183.79
Sale of Acquired Property		
Other Miscellaneous Revenues		830,702.46
	Total	18,753,136.33
Prior Years Surplus Appropriated		814,000.00
REVENUES	TOTAL	19,567,136.33
Reserve For Uncollected Taxes		563,910.52
CAPITAL OUTLAY	TOTAL	3,519,404.49
Public Enterprises		33,500.96
Recreation—Culture		149,889.36
Public Works		1,898,868.20
Buildings and Grounds		1,436,745.97
Library and Education		
Conservation		
All Other		

CAPITAL DEBT AUTHORIZED, DECEMBER 31, 1980

ISSUED AND UNISSUED	GROSS DEBT	NET DEBT
School	7,401,000	
Self-liquidating	1,811,380	137,478
Other	7,834,245	7,769,245
Total	17,046,625	7,906,723

ISSUED AND OUTSTANDING	
School	7,401,000.00
Self-Liquidating	1,140,000.00
Other	4,305,100.00
Total	12,846,100.00
EQUALIZED VALUATION BASIS FOR NET DEBT COMPUTATION	540,278,187

REAL PROPERTY VALUATIONS

Code	Class	# of Parcels	% VAL'N	ASSESSED VALUATION
1	Vacant Land	149	.83	3,173,700.00
2	Residential	7003	82.92	316,741,300.00
3	Farm	2	.02	58,800.00
4a	Commercial	231	16.23	61,994,100.00
4b	Industrial			
4c	Apartments			
Total		7385		381,967,900.00

Land Area 44.90 Sq. Miles

Net Valuation Taxable-Municipal	433,227,145
Net Valuation Taxable-County	552,766,598
State Equalized Valuation	628,094,789
State Equalization Ratio	68.70

1980 PROPERTY TAX

STATE EQUALIZED TAX RATE →		
Local District School Taxes	1.51	9,551,796.75
Regional & Consolidated School Tax		
School Taxes in Municipal Budget		
County Taxes	.43	2,726,877.91
County Library Taxes		
Local Municipal Purpose Taxes	.50	3,162,558.16
Veteran & Senior Citizen Taxes		205,270.00
Total Taxes for Rate Computation	2.44	15,646,502.82
Special District Taxes		
Bonk Corp. Taxes		21,045.23
Added and Omitted Taxes		33,988.88
Total Taxes Levied - ABSTRACT		15,496,266.93
Total Taxes Billed		15,500,197.96
1980 TAXES COLLECTED		15,261,106.12
1980 Taxes Cancelled, Abated or Adjusted		20,887.83
Transfer to Tax Title Liens or Foreclosed		21,711.51
Balance Outstanding Dec. 31, 1980		196,492.50

PRIOR YEARS TAXES OUTSTANDING

Balance January 1, 1980	288,924.00
Collected in 1980	146,711.54
Cancelled, Abated or Adjusted 1980	32,087.77
Transfers to Tax Title Liens or Foreclosed	625.64
Balance December 31, 1980	109,499.05

TAX TITLE LIENS OUTSTANDING

Balance January 1, 1980	61,430.44
Transfer From Taxes	22,337.15
Redeemed in 1980	16,008.25
Cancelled, Abated or Adjusted (1980)	
Transfers to Foreclosed Property	
Balance December 31, 1980	67,759.34

PROPERTY ACQUIRED BY DEED OR FORECLOSURE

Balance January 1, 1980	5,119,000.00
Transfers From Taxes or Liens	
Sale for Cash (1980)	
Cancelled, Abated or Adjusted (1980)	
Balance December 31, 1980	5,119,000.00

CURRENT FINANCES DECEMBER 31, 1980

ASSETS

Cash Dec. 31, 1980	1,243,808.11
Taxes Receivable	305,991.55
Tax Title Liens	67,759.34
Foreclosed Property	5,119,000.00
Emergencies & Other Deferred Charges	37,765.50
State and Federal Aid Receivable	7,579.00
Other Receivables	859,946.60
Total	7,641,850.10

LIABILITIES, RESERVES, AND SURPLUS

Cash Liabilities	966,988.71
Reserves for Receivables	5,720,747.49
Surplus Dec. 31, 1980	954,113.90
Total	7,641,850.10

0208

Population 1970 8,305
Population 1980 7,609
S & P Rating
Moody Rating

General Tax Rate Per $100. 3.78
State Equolized Tox Rote 2.46

CRESSKILL BOROUGH — BERGEN CO.

Form of Government:
Borough Council
Number of Members on Governing Body 6

PER CAPITA:		PER CENT:	
Gross Debt	274.92	Gross Debt	1.07
Net Debt	118.40	Net Debt	.46
Debt Service	14.53	Tax Levy Collected	98.21
Total Tax Levy	715.78	Tax Levy Cancelled, Abated or Adjusted	.09
Municipal Expenditures	314.47		

EXPENDITURES		REVENUES-REALIZED	
GENERAL GOVERNMENT			
Governing Body & Public Boords	16,573.37		
Municipal Clerk		1980 Praperty Taxes Collected	5,346,167.06
Finoncial Administration	12,900.00	1980 Payments in Lieu of Taxes	
Assessment of Taxes	13,150.00	Delinquent Tax & Lien Collections	84,127.39
Collection of Taxes	53,825.00	Business Personalty Replacement Taxes	67,866.80
Planning, Housing & Development	6,720.00	Taxes from Public Utilities	444,370.00
Human Resources		Other Miscellaneous Tax Revenues	
Elections	2,500.00	Stote Aid Revenues	63,745.22
General Administration (other)	229,805.00	Federal Aid Revenues	16,573.37
JUDICIARY		State and Local Fiscal Assistance Act Utilized	71,475.00
Municipal Courts	11,400.00	Sale of Acquired Property	
PUBLIC SAFETY		Other Miscellaneous Revenues	528,182.97
Fire Protection	75,925.00	Total	6,622,507.81
Police Protection	505,060.00	Prior Years Surplus Appropriated	270,000.00
Civil Defense & Disaster Control	200.00	REVENUES TOTAL	6,892,507.81
Environmental Inspection & Control	11,230.00	Reserve For Uncollected Taxes	177,966.98
Other Public Safety		CAPITAL OUTLAY TOTAL	64,852.13
PUBLIC WORKS			
Streets and Drainage	380,525.00	Public Enterprises	
Sewers and Sewage Processing	117,343.84	Recreation—Culture	
Garbage and Trash Disposal	255,658.00	Public Works	57,721.92
Public Buildings and Grounds	19,900.00	Buildings and Grounds	7,130.21
Other Public Works	34,300.00	Library and Education	
HEALTH and WELFARE		Conservation	
Health Services Except Environmental	44,731.20	All Other	
Welfare-Public Assistonce	4,670.00		
Hospitals, Clinics, First Aid			
Animal, Insect, & Rodent Control	100.00		
Other Welfare Services			
RECREATION and CONSERVATION			
Beaches and Boardwolks			
Parks, Playgrounds, Shade Trees	10,450.00		
Land Reclamation & Conservotion	200.00		
Other Recreational Services	25,900.00		
EDUCATION (excluding schools)			
Libraries	65,100.00		
Other Educational Services			
STATUTORY EXPENDITURES,			
Pensions & F. I. C. A.	137,775.76		
Employee Fringe Benefits	35,300.00		
Other Statutory Expenditures	4,500.00		
CETA And Other Public Employment Pragrams			
MUNICIPAL FUNCTIONS TOTAL	2,075,342.17		
CAPITAL IMPROVEMENTS *MEMO*	204,300.00		
DEBT SERVICE			
Principal Payments	70,000.00		
Interest Payments	40,552.50		
DEFERRED CHARGES	28,916.56		
SCHOOL, COUNTY, SPECIAL DISTRICT TAXES	4,228,838.69		
RESERVE FOR UNCOLLECTED TAXES	177,966.98		
EXPENDITURES TOTAL	6,621,616.90		

CAPITAL DEBT AUTHORIZED, DECEMBER 31, 1980

ISSUED AND UNISSUED	GROSS DEBT	NET DEBT
School	1,191,000	
Self-liquidating	20,000	20,000
Other	880,868	880,868
Total	2,091,868	900,868

ISSUED AND OUTSTANDING	
School	1,191,000.00
Self-Liquidating	20,000.00
Other	660,000.00
Total	1,871,000.00
EQUALIZED VALUATION BASIS FOR NET DEBT COMPUTATION	195,418,233

REAL PROPERTY VALUATIONS

Code	Class	# of Parcels	% VAL'N	ASSESSED VALUATION
1	Vacant Land	137	3.30	4,719,200.00
2	Residential	2239	81.21	116,014,990.00
3	Farm			
4a	Commercial	62	12.53	17,903,875.00
4b	Industrial	5	1.93	2,758,400.00
4c	Apartments	7	1.03	1,465,600.00
Total		2450		142,862,065.00

Land Area 2.00 Sq. Miles

Net Valuation Taxable-Municipal	143,364,507
Net Valuation Taxable-County	199,015,261
State Equalized Valuation	219,516,266
State Equalization Ratio	65.23

1980 PROPERTY TAX		
STATE EQUALIZED TAX RATE →		
Local District School Taxes	1.60	3,518,443.36
Regional & Consolidated School Tax		
School Taxes in Municipal Budget		
County Taxes	.32	710,395.33
County Library Taxes		
Local Municipal Purpose Taxes	.54	1,187,419.48
Veteran & Senior Citizen Taxes		69,020.00
Total Taxes for Rate Computotian	2.46	5,485,278.17
Special District Taxes		
Bonk Corp. Taxes		5,660.01
Added and Omitted Taxes		24,456.02
Total Taxes Levied - ABSTRACT		5,446,374.20
Total Taxes Billed		5,443,634.39
1980 TAXES COLLECTED		5,346,167.06
1980 Taxes Cancelled, Abated or Adjusted		5,149.18
Transfer to Tax Title Liens or Foreclosed		6,947.64
Balance Outstanding Dec. 31, 1980		85,370.51
PRIOR YEARS TAXES OUTSTANDING		
Balance Januory 1, 1980		232,953.69
Collected in 1980		84,127.39
Cancelled, Abated or Adjusted 1980		
Transfers to Tax Title Liens or Foreclosed		4,458.29
Balance December 31, 1980		144,368.01
TAX TITLE LIENS OUTSTANDING		
Balance January 1, 1980		5,249.30
Transfer From Taxes		11,920.20
Redeemed in 1980		
Cancelled, Abated or Adjusted (1980)		
Transfers to Foreclosed Property		
Balance December 31, 1980		17,169.50
PROPERTY ACQUIRED BY DEED OR FORECLOSURE		
Balance January 1, 1980		88,625.00
Transfers From Taxes or Liens		
Sale for Cash (1980)		
Cancelled, Abated or Adjusted (1980)		
Bolonce December 31, 1980		88,625.00

CURRENT FINANCES DECEMBER 81, 1980	
ASSETS	
Cash Dec. 31, 1980	2,092,796.32
Taxes Receivable	229,738.52
Tax Title Liens	17,169.50
Foreclosed Property	88,625.00
Emergencies & Other Deferred Charges	29,319.56
State and Federal Aid Receivable	1,174.33
Other Receivables	5,757.72
Total	2,464,580.95
LIABILITIES, RESERVES, AND SURPLUS	
Cash Liabilities	1,781,853.68
Reserves for Receivables	341,290.74
Surplus Dec. 31, 1980	341,436.53
Total	2,464,580.95

1980/3000

1310

Population 1970 2,410
Population 1980 1,952
S & P Rating
Moody Rating

General Tax Rate Per $100. 3.32
State Equalized Tax Rate 1.28

DEAL BOROUGH — MONMOUTH CO.

Form of Government:
Commission (1911)
Number of Members on Governing Body 3

PER CAPITA		PER CENT:	
Gross Debt	430.40	Gross Debt	.71
Net Debt	423.23	Net Debt	.70
Debt Service	52.54	Tax Levy Collected	98.64
Total Tax Levy	926.51	Tax Levy Cancelled, Abated or Adjusted	.07
Municipal Expenditures	847.71		

EXPENDITURES	
GENERAL GOVERNMENT	
Governing Body & Public Boards	
Municipal Clerk	
Financial Administration	5,412.00
Assessment of Taxes	39,665.61
Collection of Taxes	20,799.46
Planning, Housing & Development	2,102.04
Human Resources	
Elections	1,753.39
General Administration (other)	184,488.62
JUDICIARY	
Municipal Courts	13,184.12
PUBLIC SAFETY	
Fire Protection	97,488.90
Police Protection	358,500.07
Civil Defense & Disaster Control	
Environmental Inspection & Control	3,069.91
Other Public Safety	
PUBLIC WORKS	
Streets and Drainage	136,875.25
Sewers and Sewage Processing	73,927.09
Garbage and Trash Disposal	61,779.53
Public Buildings and Grounds	10,682.89
Other Public Works	490.00
HEALTH and WELFARE	
Health Services Except Environmental	7,400.00
Welfare-Public Assistance	2,000.00
Hospitals, Clinics, First Aid	500.00
Animal, Insect, & Rodent Control	714.29
Other Welfare Services	
RECREATION and CONSERVATION	
Beaches and Boardwalks	212,228.07
Parks, Playgrounds, Shade Trees	3,555.24
Land Reclamation & Conservation	
Other Recreational Services	4,388.32
EDUCATION (excluding schools)	
Libraries	750.00
Other Educational Services	
STATUTORY EXPENDITURES	
Pensions & F. I. C. A.	137,166.49
Employee Fringe Benefits	27,759.38
Other Statutory Expenditures	3,500.00
CETA And Other Public Employment Programs	18,750.00
MUNICIPAL FUNCTIONS TOTAL	1,428,970.67
CAPITAL IMPROVEMENTS *MEMO*	1,000.00
DEBT SERVICE	
Principal Payments	43,000.00
Interest Payments	59,551.64
DEFERRED CHARGES	22,219.48
SCHOOL, COUNTY, SPECIAL DISTRICT TAXES	1,382,862.43
RESERVE FOR UNCOLLECTED TAXES	100,996.35
EXPENDITURES TOTAL	3,037,600.57

REVENUES-REALIZED		
1980 Property Taxes Collected		1,782,811.66
1980 Payments in Lieu of Taxes		
Delinquent Tax & Lien Collections		70,835.49
Business Personalty Replacement Taxes		7,825.44
Taxes from Public Utilities		232,978.00
Other Miscellaneous Tax Revenues		
State Aid Revenues		16,347.93
Federal Aid Revenues		11,694.05
State and Local Fiscal Assistance Act Utilized		16,195.78
Sale of Acquired Property		
Other Miscellaneous Revenues		802,135.89
	Total	2,940,824.24
Prior Years Surplus Appropriated		290,000.00
REVENUES	TOTAL	3,230,824.24
Reserve For Uncollected Taxes		100,996.35
CAPITAL OUTLAY	TOTAL	695,903.49
Public Enterprises		
Recreation—Culture		681,105.12
Public Works		
Buildings and Grounds		14,798.37
Library and Education		
Conservation		
All Other		

CAPITAL DEBT AUTHORIZED, DECEMBER 31, 1980

ISSUED AND UNISSUED	GROSS DEBT	NET DEBT
School	14,000	
Self-liquidating		
Other	826,150	826,150
Total	840,150	826,150
ISSUED AND OUTSTANDING		
School		14,000.00
Self-Liquidating		
Other		811,900.00
Total		825,900.00
EQUALIZED VALUATION BASIS FOR NET DEBT COMPUTATION		118,201,959

REAL PROPERTY VALUATIONS

Code	Class	# of Parcels	% VAL'N	ASSESSED VALUATION
1	Vacant Land	82	3.41	1,838,350.00
2	Residential	799	90.52	48,784,700.00
3	Farm			
4a	Commercial	21	3.73	2,011,200.00
4b	Industrial			
4c	Apartments	39	2.33	1,257,690.00
Total		941		53,891,940.00

Land Area 1.20 Sq. Miles

Net Valuation Taxable-Municipal	54,268,887
Net Valuation Taxable-County	115,960,030
State Equalized Valuation	139,452,921
State Equalization Ratio	38.75

1980 PROPERTY TAX		
STATE EQUALIZED TAX RATE		
Local District School Taxes	.51	712,474.25
Regional & Consolidated School Tax		
School Taxes in Municipal Budget		
County Taxes	.46	645,988.72
County Library Taxes	.02	24,399.46
Local Municipal Purpose Taxes	.30	418,001.20
Veteran & Senior Citizen Taxes		10,110.00
Total Taxes for Rate Computation	1.29	1,810,973.63
Special District Taxes		
Bank Corp. Taxes		1,942.12
Added and Omitted Taxes		5,736.96
Total Taxes Levied - ABSTRACT		1,808,542.71
Total Taxes Billed		1,807,374.37
1980 TAXES COLLECTED		1,782,811.66
1980 Taxes Cancelled, Abated or Adjusted		1,324.68
Transfer to Tax Title Liens or Foreclosed		3,047.76
Balance Outstanding Dec. 31, 1980		70,190.27
PRIOR YEARS TAXES OUTSTANDING		
Balance January 1, 1980		73,508.83
Collected in 1980		70,835.49
Cancelled, Abated or Adjusted 1980		587.18
Transfers to Tax Title Liens or Foreclosed		2,086.16
Balance December 31, 1980		
TAX TITLE LIENS OUTSTANDING		
Balance January 1, 1980		436.94
Transfer From Taxes		5,278.52
Redeemed in 1980		
Cancelled, Abated or Adjusted (1980)		
Transfers to Foreclosed Property		436.94
Balance December 31, 1980		5,278.52
PROPERTY ACQUIRED BY DEED OR FORECLOSURE		
Balance January 1, 1980		11,826.94
Transfers From Taxes or Liens		573.06
Sale for Cash (1980)		
Cancelled, Abated or Adjusted (1980)		
Balance December 31, 1980		12,400.00

CURRENT FINANCES DECEMBER 31, 1980 ASSETS	
Cash Dec. 31, 1980	983,272.70
Taxes Receivable	70,190.27
Tax Title Liens	5,278.52
Foreclosed Property	12,400.00
Emergencies & Other Deferred Charges	88,517.07
State and Federal Aid Receivable	
Other Receivables	51,045.28
Total	1,210,703.84
LIABILITIES, RESERVES, AND SURPLUS	
Cash Liabilities	452,718.67
Reserves for Receivables	138,914.07
Surplus Dec. 31, 1980	619,071.10
Total	1,210,703.84

0603

Population 1970 2,480
Population 1980 2,523
S & P Rating.
Moody Rating

General Tax Rate Per $100. 3.05
State Equalized Tax Rate 2.27

DEERFIELD TOWNSHIP — CUMBERLAND CO.

Form of Government:
Township Committee
Number of Members on Governing Body 5

PER CAPITA		PER CENT:	
Gross Debt	441.67	Gross Debt	3.79
Net Debt		Net Debt	
Debt Service	4.08	Tax Levy Collected	89.40
Total Tax Levy	318.49	Tax Levy Cancelled, Abated or Adjusted	
Municipal Expenditures	220.27		

EXPENDITURES		REVENUES-REALIZED	
GENERAL GOVERNMENT			
Governing Body & Public Boards			
Municipal Clerk		1980 Property Taxes Collected	717,965.13
Financial Administration	18,000.00	1980 Payments in Lieu of Taxes	
Assessment of Taxes	7,350.00	Delinquent Tax & Lien Collections	76,737.15
Collection of Taxes	12,600.00	Business Personalty Replacement Taxes	26,042.08
Planning, Housing & Development	5,500.00	Taxes from Public Utilities	138,124.00
Human Resources		Other Miscellaneous Tax Revenues	95,000.00
Elections		State Aid Revenues	18,269.24
General Administration (other)	90,100.00	Federal Aid Revenues	
JUDICIARY		State and Local Fiscal Assistance Act Utilized	28,422.22
Municipal Courts	16,940.00	Sale of Acquired Property	1,172.40
PUBLIC SAFETY		Other Miscellaneous Revenues	138,104.02
Fire Protection	53,600.00	Total	1,239,836.24
Police Protection		Prior Years Surplus Appropriated	225,000.00
Civil Defense & Disaster Control	4,750.00	REVENUES TOTAL	1,464,836.24
Environmental Inspection & Control	3,700.00	Reserve For Uncollected Taxes	104,000.00
Other Public Safety		CAPITAL OUTLAY TOTAL	65,765.79
PUBLIC WORKS			
Streets and Drainage	129,000.00	Public Enterprises	
Sewers and Sewage Processing		Recreation—Culture	
Garbage and Trash Disposal	14,500.00	Public Works	
Public Buildings and Grounds	27,400.00	Buildings and Grounds	65,765.79
Other Public Works	5,000.00	Library and Education	
HEALTH and WELFARE		Conservation	
Health Services Except Environmental		All Other	
Welfare-Public Assistance	6,000.00		
Hospitals, Clinics, First Aid			
Animal, Insect, & Rodent Control	4,300.00		
Other Welfare Services			
RECREATION and CONSERVATION			
Beaches and Boardwalks			
Parks, Playgrounds, Shade Trees	15,000.00		
Land Reclamation & Conservation			
Other Recreational Services	11,500.00		
EDUCATION (excluding schools)			
Libraries			
Other Educational Services			
STATUTORY EXPENDITURES			
Pensions & F. I. C. A.	10,000.00		
Employee Fringe Benefits			
Other Statutory Expenditures	3,922.50		
CETA And Other Public Employment Programs			
MUNICIPAL FUNCTIONS TOTAL	439,162.50		
CAPITAL IMPROVEMENTS *MEMO*	41,260.00		
DEBT SERVICE			
Principal Payments	10,000.00		
Interest Payments	287.50		
DEFERRED CHARGES	2,290.00		
SCHOOL, COUNTY, SPECIAL DISTRICT TAXES	794,162.49		
RESERVE FOR UNCOLLECTED TAXES	104,000.00		
EXPENDITURES TOTAL	1,349,902.49		

CAPITAL DEBT AUTHORIZED, DECEMBER 31, 1980

ISSUED AND UNISSUED	GROSS DEBT	NET DEBT
School	1,114,322	
Self-liquidating		
Other		
Total	1,114,322	

ISSUED AND OUTSTANDING		
School		1,114,322.01
Self-Liquidating		
Other		
Total		1,114,322.01
EQUALIZED VALUATION BASIS FOR NET DEBT COMPUTATION		29,418,269

REAL PROPERTY VALUATIONS

Code	Class	# of Parcels	% VAL'N	ASSESSED VALUATION
1	Vacant Land	393	6.78	1,705,500.00
2	Residential	653	64.61	16,253,000.00
3	Farm	363	18.68	4,697,000.00
4a	Commercial	53	9.93	2,498,400.00
4b	Industrial			
4c	Apartments			
Total		1462		25,153,900.00

Land Area 16.70 Sq. Miles

Net Valuation Taxable-Municipal	26,058,945
Net Valuation Taxable-County	31,196,414
State Equalized Valuation	34,560,250
State Equalization Ratio	74.74

1980 PROPERTY TAX		
STATE EQUALIZED TAX RATE		
Local District School Taxes	.82	285,247.00
Regional & Consolidated School Tax	.56	193,923.11
School Taxes in Municipal Budget		
County Taxes	.90	* 314,992.38
County Library Taxes		
Local Municipal Purpose Taxes		
Veteran & Senior Citizen Taxes		628,560.00
Total Taxes for Rate Computation	2.28	1,422,722.49
Special District Taxes		
Bank Corp. Taxes		434.08
Added and Omitted Taxes		8,946.63
Total Taxes Levied - ABSTRACT		803,543.20
Total Taxes Billed		803,109.12
1980 TAXES COLLECTED		717,965.13
1980 Taxes Cancelled, Abated or Adjusted		
Transfer to Tax Title Liens or Foreclosed		
Balance Outstanding Dec. 31, 1980		85,143.99

PRIOR YEARS TAXES OUTSTANDING	
Balance January 1, 1980	73,658.59
Collected in 1980	71,916.43
Cancelled, Abated or Adjusted 1980	
Transfers to Tax Title Liens or Foreclosed	
Balance December 31, 1980	1,742.16
TAX TITLE LIENS OUTSTANDING	
Balance January 1, 1980	37,687.15
Transfer From Taxes	
Redeemed in 1980	4,820.72
Cancelled, Abated or Adjusted (1980)	
Transfers to Foreclosed Property	
Balance December 31, 1980	32,866.43
PROPERTY ACQUIRED BY DEED OR FORECLOSURE	
Balance January 1, 1980	28,800.00
Transfers From Taxes or Liens	
Sale for Cash (1980)	1,172.40
Cancelled, Abated or Adjusted (1980)	
Balance December 31, 1980	27,627.60

CURRENT FINANCES DECEMBER 31, 1980	
ASSETS	
Cash Dec. 31, 1980	756,783.48
Taxes Receivable	86,886.15
Tax Title Liens	32,866.43
Foreclosed Property	27,627.60
Emergencies & Other Deferred Charges	2,290.00
State and Federal Aid Receivable	99,231.74
Other Receivables	866.00
Total	1,006,551.40
LIABILITIES, RESERVES, AND SURPLUS	
Cash Liabilities	421,163.40
Reserves for Receivables	148,246.18
Surplus Dec. 31, 1980	437,141.82
Total	1,006,551.40

1980/3000

*Includes County Health Service Taxes or County Vocational School Taxes. See Table 13, pgs. 675, 676.

0309

Population 1970 4,165
Population 1980 3,730
S & P Rating
Moody Rating A

General Tax Rate Per $100. 4.67
State Equalized Tax Rate 2.71

DELANCO TOWNSHIP – BURLINGTON CO.

Form of Government:
Township Committee
Number of Members on Governing Body 3

PER CAPITA:		PER CENT:	
Gross Debt	328.02	Gross Debt	1.97
Net Debt	303.54	Net Debt	1.82
Debt Service	28.91	Tax Levy Collected	94.22
Total Tax Levy	515.78	Tax Levy Cancelled, Abated or Adjusted	.21
Municipal Expenditures	258.13		

EXPENDITURES		REVENUES-REALIZED	
GENERAL GOVERNMENT			
Governing Body & Public Boards			
Municipal Clerk		1980 Property Taxes Collected	1,814,084.54
Financial Administration	12,390.00	1980 Payments in Lieu of Taxes	
Assessment of Taxes	4,260.00	Delinquent Tax & Lien Collections	92,498.87
Collection of Taxes	7,950.00	Business Personalty Replacement Taxes	159,814.52
Planning, Housing & Development	3,945.00	Taxes from Public Utilities	179,926.00
Human Resources		Other Miscellaneous Tax Revenues	
Elections		State Aid Revenues	37,084.65
General Administration (other)	89,917.88	Federal Aid Revenues	14,261.29
JUDICIARY		State and Local Fiscal Assistance Act Utilized	55,217.00
Municipal Courts	12,050.00	Sale of Acquired Property	
PUBLIC SAFETY		Other Miscellaneous Revenues	87,127.82
Fire Protection		Total	2,440,014.69
Police Protection	207,770.00	Prior Years Surplus Appropriated	136,000.00
Civil Defense & Disaster Control		REVENUES TOTAL	2,576,014.69
Environmental Inspection & Control	2,700.00	Reserve For Uncollected Taxes	150,000.00
Other Public Safety		CAPITAL OUTLAY TOTAL	167,930.04
PUBLIC WORKS			
Streets and Drainage	157,700.00	Public Enterprises	
Sewers and Sewage Processing		Recreation—Culture	
Garbage and Trash Disposal	46,125.12	Public Works	157,598.27
Public Buildings and Grounds	12,400.00	Buildings and Grounds	10,331.77
Other Public Works	3,050.00	Library and Education	
HEALTH and WELFARE		Conservation	
Health Services Except Environmental	330.00	All Other	
Welfare-Public Assistance	2,825.00	CAPITAL DEBT AUTHORIZED, DECEMBER 31, 1980	
Hospitals, Clinics, First Aid		ISSUED AND UNISSUED — GROSS DEBT / NET DEBT	
Animal, Insect, & Rodent Control		School	91,312
Other Welfare Services		Self-liquidating	
RECREATION and CONSERVATION		Other	1,132,200 / 1,132,200
Beaches and Boardwalks		Total	1,223,512 / 1,132,200
Parks, Playgrounds, Shade Trees	2,324.00		
Land Reclamation & Conservation		ISSUED AND OUTSTANDING	
Other Recreational Services	16,535.00	School	75,000.00
EDUCATION (excluding schools)		Self-Liquidating	
Libraries	32,000.00	Other	987,000.00
Other Educational Services		Total	1,062,000.00
STATUTORY EXPENDITURES		EQUALIZED VALUATION BASIS FOR NET DEBT COMPUTATION	62,073,743
Pensions & F. I. C. A.	31,225.00		
Employee Fringe Benefits	16,505.00		
Other Statutory Expenditures	2,000.00		
CETA And Other Public Employment Programs	19,033.00		
MUNICIPAL FUNCTIONS TOTAL	683,035.00		
CAPITAL IMPROVEMENTS *MEMO*	5,000.00		
DEBT SERVICE			
Principal Payments	49,400.00		
Interest Payments	58,433.24		
DEFERRED CHARGES	21,975.00		
SCHOOL, COUNTY, SPECIAL DISTRICT TAXES	1,652,919.63		
RESERVE FOR UNCOLLECTED TAXES	150,000.00		
EXPENDITURES TOTAL	2,615,762.87		

REAL PROPERTY VALUATIONS

Code	Class	# of Parcels	% VAL'N	ASSESSED VALUATION
1	Vacant Land	53	2.30	915,250.00
2	Residential	1160	66.33	26,399,050.00
3	Farm	18	1.33	529,322.00
4a	Commercial	39	7.75	3,085,600.00
4b	Industrial	11	21.62	8,605,500.00
4c	Apartments	7	.67	265,800.00
Total		1288		39,800,522.00

Land Area 2.16 Sq. Miles

Net Valuation Taxable-Municipal	40,092,865
Net Valuation Taxable-County	68,481,072
State Equalized Valuation	68,650,123
State Equalization Ratio	58.23

1980 PROPERTY TAX		
STATE EQUALIZED TAX RATE	1.69	
Local District School Taxes		1,161,459.00
Regional & Consolidated School Tax		
School Taxes in Municipal Budget		
County Taxes	.61	418,635.85
County Library Taxes	.03	22,824.78
Local Municipal Purpose Taxes	.39	268,767.00
Veteran & Senior Citizen Taxes		41,410.00
Total Taxes for Rate Computation	2.72	1,913,096.63
Special District Taxes		50,000.00
Bank Corp. Taxes		1,445.93
Added and Omitted Taxes		717.02
Total Taxes Levied - ABSTRACT		1,923,849.58
Total Taxes Billed		1,925,354.54
1980 TAXES COLLECTED		1,814,084.54
1980 Taxes Cancelled, Abated or Adjusted		4,097.21
Transfer to Tax Title Liens or Foreclosed		619.20
Balance Outstanding Dec. 31, 1980		106,553.59
PRIOR YEARS TAXES OUTSTANDING		
Balance January 1, 1980		99,291.07
Collected in 1980		92,498.87
Cancelled, Abated or Adjusted 1980		.39
Transfers to Tax Title Liens or Foreclosed		540.00
Balance December 31, 1980		6,251.81
TAX TITLE LIENS OUTSTANDING		
Balance January 1, 1980		317.04
Transfer From Taxes		1,212.36
Redeemed in 1980		
Cancelled, Abated or Adjusted (1980)		
Transfers to Foreclosed Property		
Balance December 31, 1980		1,529.40
PROPERTY ACQUIRED BY DEED OR FORECLOSURE		
Balance January 1, 1980		4,500.00
Transfers From Taxes or Liens		
Sale for Cash (1980)		
Cancelled, Abated or Adjusted (1980)		
Balance December 31, 1980		4,500.00
CURRENT FINANCES DECEMBER 31, 1980		
ASSETS		
Cash Dec. 31, 1980		830,720.17
Taxes Receivable		112,805.40
Tax Title Liens		1,529.40
Foreclosed Property		4,500.00
Emergencies & Other Deferred Charges		30,640.00
State and Federal Aid Receivable		
Other Receivables		120.34
Total		980,315.31
LIABILITIES, RESERVES, AND SURPLUS		
Cash Liabilities		643,826.48
Reserves for Receivables		118,955.14
Surplus Dec. 31, 1980		217,533.69
Total		980,315.31

1007

Population 1970 3,260
Population 1980 3,816
S & P Rating
Moody Rating

General Tax Rate Per $100. 2.13
State Equalized Tax Rate 1.96

DELAWARE TOWNSHIP – HUNTERDON CO.

Form of Government:
Township Committee
Number of Members on Governing Body 3

PER CAPITA:
Gross Debt 1,527.25
Net Debt
Debt Service
Total Tax Levy 578.66
Municipal Expenditures 242.26

PER CENT:
Gross Debt 5.96
Net Debt
Tax Levy Collected 89.66
Tax Levy Cancelled, Abated or Adjusted .39

EXPENDITURES	
GENERAL GOVERNMENT	
Governing Body & Public Boards	
Municipal Clerk	
Financial Administration	14,795.00
Assessment of Taxes	24,634.00
Collection of Taxes	15,580.00
Planning, Housing & Development	18,945.00
Human Resources	
Elections	
General Administration (other)	91,975.00
JUDICIARY	
Municipal Courts	7,150.00
PUBLIC SAFETY	
Fire Protection	15,300.00
Police Protection	68,500.00
Civil Defense & Disaster Control	750.00
Environmental Inspection & Control	9,100.00
Other Public Safety	
PUBLIC WORKS	
Streets and Drainage	281,954.67
Sewers and Sewage Processing	2,800.00
Garbage and Trash Disposal	2,000.00
Public Buildings and Grounds	41,723.40
Other Public Works	
HEALTH and WELFARE	
Health Services Except Environmental	6,300.00
Welfare-Public Assistance	3,825.00
Hospitals, Clinics, First Aid	
Animal, Insect, & Rodent Control	
Other Welfare Services	
RECREATION and CONSERVATION	
Beaches and Boardwalks	
Parks, Playgrounds, Shade Trees	
Land Reclamation & Conservation	1,000.00
Other Recreational Services	5,700.00
EDUCATION (excluding schools)	
Libraries	
Other Educational Services	
STATUTORY EXPENDITURES	
Pensions & F. I. C. A.	26,601.87
Employee Fringe Benefits	9,600.00
Other Statutory Expenditures	2,000.00
CETA And Other Public Employment Programs	
MUNICIPAL FUNCTIONS TOTAL	650,233.94
CAPITAL IMPROVEMENTS *MEMO*	10,000.00
DEBT SERVICE	
Principal Payments	
Interest Payments	
DEFERRED CHARGES	28,455.68
SCHOOL, COUNTY, SPECIAL DISTRICT TAXES	2,029,204.34
RESERVE FOR UNCOLLECTED TAXES	245,777.02
EXPENDITURES TOTAL	2,953,670.98

REVENUES-REALIZED	
1980 Property Taxes Collected	1,985,304.28
1980 Payments in Lieu of Taxes	
Delinquent Tax & Lien Collections	201,342.96
Business Personalty Replacement Taxes	72,078.22
Taxes from Public Utilities	138,855.00
Other Miscellaneous Tax Revenues	
State Aid Revenues	23,359.01
Federal Aid Revenues	154.67
State and Local Fiscal Assistance Act Utilized	30,710.40
Sale of Acquired Property	
Other Miscellaneous Revenues	180,216.48
Total	2,632,021.02
Prior Years Surplus Appropriated	315,000.00
REVENUES TOTAL	2,947,021.02
Reserve For Uncollected Taxes	245,777.02
CAPITAL OUTLAY TOTAL	107,328.06
Public Enterprises	
Recreation—Culture	
Public Works	1,440.00
Buildings and Grounds	105,888.06
Library and Education	
Conservation	
All Other	

CAPITAL DEBT AUTHORIZED, DECEMBER 31, 1980

ISSUED AND UNISSUED	GROSS DEBT	NET DEBT
School	5,828,000	
Self-liquidating		
Other		
Total	5,828,000	
ISSUED AND OUTSTANDING		
School		707,697.81
Self-Liquidating		
Other		
Total		707,697.81
EQUALIZED VALUATION BASIS FOR NET DEBT COMPUTATION		97,826,837

REAL PROPERTY VALUATIONS

Code	Class	# of Parcels	% VAL'N	ASSESSED VALUATION
1	Vacant Land	376	4.58	4,623,900.00
2	Residential	794	55.22	55,787,105.00
3	Farm	772	31.94	32,273,333.00
4a	Commercial	52	4.31	4,359,400.00
4b	Industrial	12	3.66	3,700,595.00
4c	Apartments	3	.29	289,400.00
Total		2009		101,034,133.00

Land Area 36.90 Sq. Miles

Net Valuation Taxable-Municipal	102,422,920
Net Valuation Taxable-County	105,202,116
State Equalized Valuation	111,148,845
State Equalization Ratio	92.05

1980 PROPERTY TAX		
STATE EQUALIZED TAX RATE		
Local District School Taxes	.86	953,671.00
Regional & Consolidated School Tax	.56	622,692.50
School Taxes in Municipal Budget		
County Taxes	.38	427,946.04
County Library Taxes	.02	24,894.80
Local Municipal Purpose Taxes	.13	145,913.76
Veteran & Senior Citizen Taxes		28,700.00
Total Taxes for Rate Computation	1.95	2,203,818.10
Special District Taxes		
Bank Corp. Taxes		414.76
Added and Omitted Taxes		32,645.88
Total Taxes Levied - ABSTRACT		2,208,178.74
Total Taxes Billed		2,214,254.24
1980 TAXES COLLECTED		1,985,304.28
1980 Taxes Cancelled, Abated or Adjusted		8,638.37
Transfer to Tax Title Liens or Foreclosed		4,994.85
Balance Outstanding Dec. 31, 1980		215,316.74
PRIOR YEARS TAXES OUTSTANDING		
Balance January 1, 1980		281,912.81
Collected in 1980		201,240.56
Cancelled, Abated or Adjusted 1980		2,712.69
Transfers to Tax Title Liens or Foreclosed		5,263.98
Balance December 31, 1980		72,695.58
TAX TITLE LIENS OUTSTANDING		
Balance January 1, 1980		23,925.32
Transfer From Taxes		11,060.18
Redeemed in 1980		102.40
Cancelled, Abated or Adjusted (1980)		
Transfers to Foreclosed Property		
Balance December 31, 1980		34,883.10
PROPERTY ACQUIRED BY DEED OR FORECLOSURE		
Balance January 1, 1980		
Transfers From Taxes or Liens		
Sale for Cash (1980)		
Cancelled, Abated or Adjusted (1980)		
Balance December 31, 1980		

CURRENT FINANCES DECEMBER 31, 1980 ASSETS	
Cash Dec. 31, 1980	1,116,761.99
Taxes Receivable	288,012.32
Tax Title Liens	34,883.10
Foreclosed Property	
Emergencies & Other Deferred Charges	601.87
State and Federal Aid Receivable	2,210.00
Other Receivables	5,266.90
Total	1,447,736.18
LIABILITIES, RESERVES, AND SURPLUS	
Cash Liabilities	170,039.11
Reserves for Receivables	328,162.32
Surplus Dec. 31, 1980	949,534.75
Total	1,447,736.18

0310

Population 1970 10,085
Population 1980 14,811
S & P Rating
Moody Rating

General Tax Rate Per $100. 4.00
State Equolized Tox Rate 1.95

DELRAN TOWNSHIP — BURLINGTON CO.

Form of Government:
Mayor-Council Plan D (OMCL50)
Number of Members on Governing Body 5

PER CAPITA:		PER CENT:	
Gross Debt	34.16	Gross Debt	.22
Net Debt	34.11	Net Debt	.22
Debt Service	10.42	Tax Levy Collected	96.81
Totol Tax Levy	386.87	Tox Levy Cancelled, Abated or Adjusted	.76
Municipal Expenditures	152.12		

EXPENDITURES

GENERAL GOVERNMENT	
Governing Body & Public Boards	
Municipal Clerk	24,900.00
Financial Administration	58,800.00
Assessment of Taxes	9,800.00
Collection of Toxes	25,400.00
Planning, Housing & Development	22,690.94
Human Resources	
Elections	
General Administration (other)	190,100.00
JUDICIARY	
Municipol Courts	21,400.00
PUBLIC SAFETY	
Fire Protection	
Police Protection	550,350.00
Civil Defense & Disaster Control	
Environmental Inspection & Control	15,375.00
Other Public Safety	
PUBLIC WORKS	
Streets and Drainage	379,114.00
Sewers and Sewage Processing	
Garbage ond Trosh Disposol	170,400.00
Public Buildings and Grounds	33,700.00
Other Public Works	
HEALTH and WELFARE	
Health Services Except Environmental	1,700.00
Welfare-Public Assistance	100.00
Hospitals, Clinics, First Aid	
Animal, Insect, & Rodent Control	
Other Welfare Services	1,215.00
RECREATION and CONSERVATION	
Beaches and Boardwalks	
Parks, Playgrounds, Shade Trees	
Land Reclamation & Conservotion	500.00
Other Recreational Services	40,100.00
EDUCATION (excluding schools)	
Libraries	
Other Educational Services	100.00
STATUTORY EXPENDITURES	
Pensions & F. I. C. A	109,000.00
Employee Fringe Benefits	59,000.00
Other Statutory Expenditures	1,000.00
CETA And Other Public Employment Programs	87,097.00
MUNICIPAL FUNCTIONS TOTAL	1,801,841.94
CAPITAL IMPROVEMENTS *MEMO*	100.00
DEBT SERVICE	
Principal Payments	115,000.00
Interest Payments	39,347.50
DEFERRED CHARGES	15,185.25
SCHOOL, COUNTY, SPECIAL DISTRICT TAXES	4,947,190.12
RESERVE FOR UNCOLLECTED TAXES	281,729.55
EXPENDITURES TOTAL	7,200,294.36

REVENUES-REALIZED

1980 Property Taxes Collected		5,556,216.94
1980 Payments in Lieu of Taxes		
Delinquent Tax & Lien Collections		194,852.23
Business Personalty Replacement Taxes		186,979.44
Taxes from Public Utilities		522,625.00
Other Miscellaneous Tax Revenues		
State Aid Revenues		109,426.76
Federal Aid Revenues		83,306.57
Stote and Local Fiscal Assistonce Act Utilized		107,619.00
Sole of Acquired Property		3,250.00
Other Miscellaneous Revenues		315,625.39
	Totol	7,079,901.33
Prior Years Surplus Appropriated		275,000.00
REVENUES	TOTAL	7,354,901.33
Reserve For Uncollected Taxes		281,729.55

CAPITAL OUTLAY TOTAL 9,610.00

Public Enterprises	
Recreation—Culture	
Public Works	9,610.00
Buildings and Grounds	
Library and Educotion	
Conservation	
All Other	

CAPITAL DEBT AUTHORIZED, DECEMBER 31, 1980

ISSUED AND UNISSUED	GROSS DEBT	NET DEBT
School		
Self-liquidating		
Other	506,000	505,142
Total	506,000	505,142

ISSUED AND OUTSTANDING	
School	5,828,000.00
Self-Liquidating	
Other	506,000.00
Totol	6,334,000.00
EQUALIZED VALUATION BASIS FOR NET DEBT COMPUTATION	231,249,329

REAL PROPERTY VALUATIONS

Code	Class	# of Parcels	% VAL'N	ASSESSED VALUATION
1	Vacant Land	128	8.97	3,890,000.00
2	Residentiol			
3	Farm	53	1.97	854,400.00
4a	Commerciol	152	58.88	25,545,900.00
4b	Industriol	6	2.53	1,097,500.00
4c	Apartments	5	27.65	11,995,900.00
Total		344		43,383,700.00

Land Area 6.91 Sq. Miles

Net Valuation Taxable-Municipal	136,706,972
Net Voluotion Taxable-County	225,542,457
State Equalized Valuation	277,916,357
State Equolizotion Ratio	48.93

1980 PROPERTY TAX

STATE EQUALIZED TAX RATE	1.17	
Local District School Taxes		3,274,876.00
Regionol & Consolidoted School Tox		
School Taxes in Municipol Budget		
County Taxes	.49	1,361,651.88
County Library Taxes	.03	75,173.35
Locol Municipal Purpose Toxes	.27	752,000.00
Veteran & Senior Citizen Toxes		90,730.00
Totol Taxes for Rate Computation	1.96	5,554,431.23
Special District Toxes		235,488.89
Bonk Corp. Taxes		2,462.75
Added ond Omitted Taxes		28,252.80
Total Taxes Levied - ABSTRACT		5,729,905.67
Total Taxes Billed		5,739,217.73
1980 TAXES COLLECTED		5,556,216.94
1980 Taxes Concelled, Abated or Adjusted		43,620.93
Transfer to Tax Title Liens or Foreclosed		10,542.70
Balance Outstanding Dec. 31, 1980		128,867.16

PRIOR YEARS TAXES OUTSTANDING

Balance January 1, 1980	203,368.48
Collected in 1980	189,971.73
Cancelled, Abated or Adjusted 1980	102.38
Transfers to Tax Title Liens or Foreclosed	5,627.49
Balance December 31, 1980	7,666.88

TAX TITLE LIENS OUTSTANDING

Balance January 1, 1980	13,614.23
Transfer Fram Taxes	17,168.17
Redeemed in 1980	7,124.98
Cancelled, Abated or Adjusted (1980)	1,105.80
Transfers to Foreclosed Property	
Balance December 31, 1980	22,551.62

PROPERTY ACQUIRED BY DEED OR FORECLOSURE

Balance January 1, 1980	19,535.00
Transfers From Taxes or Liens	
Sale for Cash (1980)	3,250.00
Cancelled, Abated or Adjusted (1980)	12,650.00
Balance December 31, 1980	3,635.00

CURRENT FINANCES DECEMBER 31, 1980

ASSETS

Cash Dec. 31, 1980	825,369.71
Taxes Receivable	136,534.04
Tax Title Liens	22,551.62
Foreclosed Property	3,635.00
Emergencies & Other Deferred Charges	54,560.00
State and Federal Aid Receivable	
Other Receivables	21,042.91
Total	1,063,693.28

LIABILITIES, RESERVES, AND SURPLUS

Cash Liabilities	269,336.12
Reserves for Receivables	183,763.57
Surplus Dec. 31, 1980	610,593.59
Total	1,063,693.28

0209

Population 1970	5,140
Population 1980	4,963
S & P Rating	
Maady Rating	A

General Tax Rate Per $100. 2.57

State Equalized Tax Rate 2.51

DEMAREST BOROUGH — BERGEN CO.

Form of Government:
Borough Council
Number of Members on Governing Body 6

PER CAPITA:		PER CENT:	
Gross Debt	784.74	Gross Debt	2.86
Net Debt	673.58	Net Debt	2.45
Debt Service	86.88	Tax Levy Collected	97.51
Total Tax Levy	827.91	Tax Levy Cancelled, Abated or Adjusted	.19
Municipal Expenditures	326.46		

EXPENDITURES		REVENUES-REALIZED	
GENERAL GOVERNMENT			
Governing Body & Public Boards			
Municipal Clerk		1980 Property Taxes Collected	4,009,081.41
Financial Administration	26,484.00	1980 Payments in Lieu of Taxes	
Assessment of Taxes	6,715.40	Delinquent Tax & Lien Collections	43,308.99
Collection of Taxes	14,243.31	Business Personalty Replacement Taxes	14,453.12
Planning, Housing & Development	6,720.00	Taxes from Public Utilities	262,179.00
Human Resources	250.00	Other Miscellaneous Tax Revenues	
Elections	675.00	State Aid Revenues	39,943.95
General Administration (other)	185,195.55	Federal Aid Revenues	
JUDICIARY		State and Local Fiscal Assistance Act Utilized	37,042.99
Municipal Courts	10,990.50	Sale of Acquired Property	9,850.00
PUBLIC SAFETY		Other Miscellaneous Revenues	67,460.04
Fire Protection	57,615.00	Total	4,483,319.50
Police Protection	355,054.05	Prior Years Surplus Appropriated	159,000.00
Civil Defense & Disaster Control	10.00	REVENUES TOTAL	4,642,319.50
Environmental Inspection & Control	11,250.00	Reserve For Uncollected Taxes	51,684.30
Other Public Safety		CAPITAL OUTLAY TOTAL	94,513.98
PUBLIC WORKS			
Streets and Drainage	145,346.82	Public Enterprises	
Sewers and Sewage Processing	55,284.20	Recreation—Culture	
Garbage and Trash Disposal		Public Works	72,652.41
Public Buildings and Grounds	24,810.00	Buildings and Grounds	22,261.57
Other Public Works		Library and Education	
HEALTH and WELFARE		Conservation	
Health Services Except Environmental	13,220.64	All Other	
Welfare-Public Assistance	275.00		
Hospitals, Clinics, First Aid	1,700.00		
Animal, Insect, & Radent Control			
Other Welfare Services			
RECREATION and CONSERVATION			
Beaches and Boardwalks			
Parks, Playgrounds, Shade Trees	73,170.41		
Land Reclamation & Conservation	3,949.95		
Other Recreational Services	13,745.00		
EDUCATION (excluding schools)			
Libraries	11,000.00		
Other Educational Services			
STATUTORY EXPENDITURES			
Pensions & F. I. C. A.	74,325.00		
Employee Fringe Benefits	20,187.65		
Other Statutary Expenditures	7,500.00		
CETA And Other Public Employment Programs			
MUNICIPAL FUNCTIONS TOTAL	1,119,717.48		
CAPITAL IMPROVEMENTS *MEMO*			
DEBT SERVICE			
Principal Payments	244,400.00		
Interest Payments	186,784.95		
DEFERRED CHARGES	17,630.24		
SCHOOL, COUNTY, SPECIAL DISTRICT TAXES	3,078,964.13		
RESERVE FOR UNCOLLECTED TAXES	51,684.30		
EXPENDITURES TOTAL	4,699,181.10		

CAPITAL DEBT AUTHORIZED, DECEMBER 31, 1980

ISSUED AND UNISSUED	GROSS DEBT	NET DEBT
Schaal	551,686	
Self-liquidating		
Other	3,343,000	3,343,000
Total	3,894,686	3,343,000
ISSUED AND OUTSTANDING		
Schaal		491,404.53
Self-Liquidating		
Other		3,343,000.00
Total		3,834,404.53
EQUALIZED VALUATION BASIS FOR NET DEBT COMPUTATION		136,290,991

REAL PROPERTY VALUATIONS

Code	Class	# of Parcels	% VAL'N	ASSESSED VALUATION
1	Vacant Land	76	2.49	3,954,400.00
2	Residential	1492	93.18	148,113,200.00
3	Farm			
4a	Commercial	10	4.33	6,887,500.00
4b	Industrial			
4c	Apartments			
Total		1578		158,955,100.00

Land Area 2.10 Sq. Miles

Net Valuation Taxable-Municipal	159,383,827
Net Valuation Taxable-Caunty	133,674,905
State Equalized Valuation	162,909,663
State Equalization Ratio	97.83

1980 PROPERTY TAX

STATE EQUALIZED TAX RATE		
Local District School Taxes	.84	1,373,884.00
Regional & Consalidated Schaal Tax	.75	1,218,100.40
School Taxes in Municipal Budget		
County Taxes	.30	486,979.73
County Library Taxes		
Local Municipal Purpase Taxes	.62	1,006,950.63
Veteran & Seniar Citizen Taxes		33,780.00
Total Taxes for Rate Computation	2.51	4,119,694.76
Special District Taxes		
Bank Corp. Taxes		3,155.09
Added and Omitted Taxes		19,849.87
Total Taxes Levied - ABSTRACT		4,108,919.72
Total Taxes Billed		4,111,312.68
1980 TAXES COLLECTED		4,009,081.41
1980 Taxes Cancelled, Abated ar Adjusted		7,804.12
Transfer to Tax Title Liens ar Foreclosed		
Balance Outstanding Dec. 31, 1980		94,427.15

PRIOR YEARS TAXES OUTSTANDING	
Balance January 1, 1980	52,611.41
Collected in 1980	43,308.99
Cancelled, Abated ar Adjusted 1980	97.00
Transfers to Tax Title Liens ar Foreclosed	
Balance December 31, 1980	9,205.42
TAX TITLE LIENS OUTSTANDING	
Balance January 1, 1980	
Transfer From Taxes	
Redeemed in 1980	
Cancelled, Abated ar Adjusted (1980)	
Transfers to Foreclased Property	
Balance December 31, 1980	
PROPERTY ACQUIRED BY DEED OR FORECLOSURE	
Balance January 1, 1980	68,584.00
Transfers From Taxes ar Liens	
Sale for Cash (1980)	4,000.00
Cancelled, Abated ar Adjusted (1980)	
Balance December 31, 1980	64,584.00

CURRENT FINANCES DECEMBER 31, 1980

ASSETS	
Cash Dec. 31, 1980	199,885.07
Taxes Receivable	103,629.57
Tax Title Liens	
Foreclosed Property	64,584.00
Emergencies & Other Deferred Charges	49,084.95
State and Federal Aid Receivable	
Other Receivables	10,286.89
Total	427,470.48
LIABILITIES, RESERVES, AND SURPLUS	
Cash Liabilities	114,438.54
Reserves for Receivables	178,500.46
Surplus Dec. 31, 1980	134,531.48
Total	427,470.48

0504

Population 1970 2,645
Population 1980 3,989
S & P Rating
Maody Rating

General Tax Rate Per $100. 2.59
State Equalized Tax Rate 1.64

DENNIS TOWNSHIP – CAPE MAY CO.

Form of Government:
Township Committee
Number of Members on Governing Body 3

PER CAPITA:
Gross Debt 181.75
Net Debt
Debt Service
Total Tax Levy 327.16
Municipal Expenditures 210.74

PER CENT:
Gross Debt 1.15
Net Debt
Tax Levy Collected 86.03
Tax Levy Cancelled, Abated or Adjusted

EXPENDITURES	
GENERAL GOVERNMENT	
Governing Body & Public Boards	
Municipal Clerk	
Financial Administration	17,300.00
Assessment of Taxes	19,600.00
Collection of Taxes	20,204.00
Planning, Housing & Development	21,100.00
Human Resources	
Elections	1,800.00
General Administration (other)	116,650.00
JUDICIARY	
Municipal Courts	32,000.00
PUBLIC SAFETY	
Fire Protection	6,000.00
Police Protection	10,300.00
Civil Defense & Disaster Control	21,155.00
Environmental Inspection & Control	29,655.00
Other Public Safety	
PUBLIC WORKS	
Streets and Drainage	150,700.00
Sewers and Sewage Processing	
Garbage and Trash Disposal	51,071.00
Public Buildings and Grounds	13,000.00
Other Public Works	
HEALTH and WELFARE	
Health Services Except Environmental	700.00
Welfare-Public Assistance	10,950.00
Hospitals, Clinics, First Aid	
Animal, Insect, & Rodent Control	20,965.00
Other Welfare Services	
RECREATION and CONSERVATION	
Beaches and Boardwalks	
Parks, Playgrounds, Shade Trees	5,000.00
Land Reclamation & Conservation	
Other Recreational Services	
EDUCATION (excluding schools)	
Libraries	
Other Educational Services	
STATUTORY EXPENDITURES	
Pensions & F. I. C. A.	68,650.00
Employee Fringe Benefits	15,300.00
Other Statutory Expenditures	1,400.00
CETA And Other Public Employment Programs	
MUNICIPAL FUNCTIONS TOTAL	633,500.00
CAPITAL IMPROVEMENTS *MEMO*	60,000.00
DEBT SERVICE	
Principal Payments	
Interest Payments	
DEFERRED CHARGES	
SCHOOL, COUNTY, SPECIAL DISTRICT TAXES	1,273,035.98
RESERVE FOR UNCOLLECTED TAXES	207,155.32
EXPENDITURES TOTAL	2,113,691.30

REVENUES-REALIZED	
1980 Property Taxes Collected	1,121,584.30
1980 Payments in Lieu of Taxes	
Delinquent Tax & Lien Collections	138,951.28
Business Personalty Replacement Taxes	16,926.52
Taxes from Public Utilities	379,289.00
Other Miscellaneous Tax Revenues	
State Aid Revenues	19,044.50
Federal Aid Revenues	
State and Local Fiscal Assistance Act Utilized	26,940.00
Sale of Acquired Property	
Other Miscellaneous Revenues	219,058.03
Total	1,921,793.63
Prior Years Surplus Appropriated	492,325.15
REVENUES TOTAL	2,414,118.78
Reserve For Uncollected Taxes	207,155.32

CAPITAL OUTLAY	TOTAL
Public Enterprises	
Recreation—Culture	
Public Works	
Buildings and Grounds	
Library and Education	
Conservation	
All Other	

CAPITAL DEBT AUTHORIZED, DECEMBER 31, 1980

ISSUED AND UNISSUED	GROSS DEBT	NET DEBT
School	725,000	
Self-liquidating		
Other		
Total	725,000	

ISSUED AND OUTSTANDING	
School	725,000.00
Self-Liquidating	
Other	
Total	725,000.00

EQUALIZED VALUATION BASIS FOR NET DEBT COMPUTATION 63,240,012

REAL PROPERTY VALUATIONS

Code	Class	# of Parcels	% VAL'N	ASSESSED VALUATION
1	Vacant Land	1355	20.19	9,463,810.00
2	Residential	1320	64.51	30,236,510.00
3	Farm	237	7.57	3,550,540.00
4a	Commercial	59	7.68	3,600,140.00
4b	Industrial			
4c	Apartments	1	.04	20,300.00
Total		2972		46,871,300.00

Land Area 64.97 Sq. Miles

Net Valuation Taxable-Municipal	47,751,754
Net Valuation Taxable-County	65,954,540
State Equalized Valuation	74,845,985
State Equalization Ratio	63.37

1980 PROPERTY TAX		
STATE EQUALIZED TAX RATE	1.23	
Local District School Taxes		929,898.90
Regional & Consolidated School Tax		
School Taxes in Municipal Budget		
County Taxes	.38	289,442.19
County Library Taxes	.02	16,394.69
Local Municipal Purpose Taxes		
Veteran & Senior Citizen Taxes		40,200.00
Total Taxes for Rate Computation	1.63	1,275,935.98
Special District Taxes		37,300.00
Bank Corp. Taxes		841.82
Added and Omitted Taxes		31,167.18
Total Taxes Levied - ABSTRACT		1,305,044.98
Total Taxes Billed		1,303,747.34
1980 TAXES COLLECTED		1,121,584.30
1980 Taxes Cancelled, Abated or Adjusted		
Transfer to Tax Title Liens or Foreclosed		26,742.18
Balance Outstanding Dec. 31, 1980		155,420.86

PRIOR YEARS TAXES OUTSTANDING	
Balance January 1, 1980	136,810.37
Collected in 1980	121,905.08
Cancelled, Abated or Adjusted 1980	
Transfers to Tax Title Liens or Foreclosed	11,283.43
Balance December 31, 1980	3,621.86
TAX TITLE LIENS OUTSTANDING	
Balance January 1, 1980	55,813.78
Transfer From Taxes	38,972.17
Redeemed in 1980	17,046.20
Cancelled, Abated or Adjusted (1980)	
Transfers to Foreclosed Property	
Balance December 31, 1980	77,739.75
PROPERTY ACQUIRED BY DEED OR FORECLOSURE	
Balance January 1, 1980	73,140.00
Transfers From Taxes or Liens	
Sale for Cash (1980)	
Cancelled, Abated or Adjusted (1980)	
Balance December 31, 1980	73,140.00

CURRENT FINANCES DECEMBER 31, 1980	
ASSETS	
Cash Dec. 31, 1980	1,319,300.91
Taxes Receivable	159,042.72
Tax Title Liens	77,739.75
Foreclosed Property	73,140.00
Emergencies & Other Deferred Charges	
State and Federal Aid Receivable	68.45
Other Receivables	32.49
Total	1,629,324.32
LIABILITIES, RESERVES, AND SURPLUS	
Cash Liabilities	717,982.91
Reserves for Receivables	309,954.96
Surplus Dec. 31, 1980	601,386.45
Total	1,629,324.32

1408

Population 1970	14,070
Population 1980	14,380
S & P Rating	A
Moody Rating	A-1

General Tax Rate Per $100. 5.27

State Equolized Tax Rote 2.00

DENVILLE TOWNSHIP — MORRIS CO.

Form of Government:
Mayor-Council Plan F (OMCL50)
Number of Members on Governing Body 7

PER CAPITA:		PER CENT:	
Gross Debt	468.90	Gross Debt	2.03
Net Debt	221.41	Net Debt	.96
Debt Service	8.04	Tax Levy Collected	97.54
Total Tax Levy	559.95	Tax Levy Concelled, Abated or Adjusted	.14
Municipal Expenditures	255.19		

EXPENDITURES	
GENERAL GOVERNMENT	
Governing Body & Public Boords	8,680.00
Municipal Clerk	55,845.00
Finoncial Administration	46,998.00
Assessment of Toxes	35,867.00
Collection of Toxes	42,812.00
Plonning, Housing & Development	60,744.00
Human Resources	16,612.00
Elections	5,375.00
Generol Administration (other)	387,053.00
JUDICIARY	
Municipol Courts	55,284.00
PUBLIC SAFETY	
Fire Protection	119,169.00
Police Protection	887,967.00
Civil Defense & Disoster Control	8,324.00
Environmentol Inspection & Control	28,382.00
Other Public Sofety	
PUBLIC WORKS	
Streets and Droinage	687,190.50
Sewers and Sewoge Processing	
Gorboge ond Trash Disposol	9,000.00
Public Buildings and Grounds	34,350.00
Other Public Works	
HEALTH ond WELFARE	
Health Services Except Environmentol	86,799.00
Welfore-Public Assistonce	8,170.00
tospitols, Clinics, First Aid	6,000.00
Animol, Insect, & Rodent Control	28,035.96
Other Welfare Services	
RECREATION and CONSERVATION	
Beoches and Boordwolks	
Porks, Playgrounds, Shode Trees	40,460.00
Land Reclomotion & Conservation	7,770.00
Other Recreationol Services	37,205.00
EDUCATION (excluding schools)	
Librories	169,544.00
Other Educotional Services	300.00
STATUTORY EXPENDITURES	
Pensions & F. I. C. A.	213,922.79
Employee Fringe Benefits	71,400.00
Other Statutory Expenditures	8,074.44
CETA And Other Public Employment Programs	21,839.00
MUNICIPAL FUNCTIONS TOTAL	3,189,172.69
CAPITAL IMPROVEMENTS *MEMO*	20,000.00
DEBT SERVICE	
Principal Payments	60,000.00
Interest Poyments	55,677.22
DEFERRED CHARGES	6,500.00
SCHOOL, COUNTY, SPECIAL DISTRICT TAXES	6,644,314.26
RESERVE FOR UNCOLLECTED TAXES	358,264.85
EXPENDITURES TOTAL	10,313,929.02

REVENUES-REALIZED	
1980 Property Toxes Collected	7,832,028.59
1980 Payments in Lieu of Toxes	
Delinquent Tax & Lien Collections	212,416.59
Business Personalty Replacement Taxes	226,249.56
Toxes from Public Utilities	719,022.00
Other Miscelloneous Tax Revenues	215,000.00
Stote Aid Revenues	121,013.16
Federol Aid Revenues	15,825.60
State ond Local Fiscal Assistance Act Utilized	144,745.95
Sole of Acquired Property	500.00
Other Miscellaneous Revenues	412,746.41
Total	9,899,547.86
Prior Years Surplus Appropriated	608,000.00
REVENUES TOTAL	10,507,547.86
Reserve For Uncollected Toxes	358,264.85
CAPITAL OUTLAY TOTAL	1,207,611.41
Public Enterprises	63,914.00
Recreotion—Culture	172,375.14
Public Works	51,868.75
Buildings and Grounds	919,453.52
Library ond Education	
Conservotion	
All Other	

CAPITAL DEBT AUTHORIZED, DECEMBER 31, 1980

ISSUED AND UNISSUED	GROSS DEBT	NET DEBT
School	2,739,825	
Self-liquidoting	1,101,000	364,712
Other	2,902,000	2,819,180
Totol	6,742,825	3,183,892

ISSUED AND OUTSTANDING	
School	2,577,714.15
Self-Liquidating	1,031,000.00
Other	1,864,000.00
Total	5,472,714.15
EQUALIZED VALUATION BASIS FOR NET DEBT COMPUTATION	332,878,157

REAL PROPERTY VALUATIONS

Code	Class	# of Porcels	% VAL'N	ASSESSED VALUATION
1	Vocont Lond	888	4.78	7,130,750.00
2	Residential	4459	76.72	114,376,750.00
3	Form	54	.50	743,550.00
4a	Commerciol	186	11.03	16,447,400.00
4b	Industriol	23	5.64	8,416,100.00
4c	Aportments	3	1.33	1,978,200.00
Total		5613		149,092,750.00

Lond Areo 12.70 Sq. Miles

Net Voluotion Taxoble-Municipal	151,315,551
Net Voluation Taxable-County	375,702,324
Stote Equolized Voluotion	393,819,278
Stote Equalization Rotio	38.09

1980 PROPERTY TAX		
STATE EQUALIZED TAX RATE		
Local District School Taxes	.79	3,137,641.20
Regionol & Consolidated School Tox	.54	2,146,382.09
School Toxes in Municipal Budget		
County Taxes	.34	1,360,290.97
County Library Toxes		
Local Municipol Purpose Taxes	.33	1,329,062.87
Veteron & Senior Citizen Taxes		110,670.00
Totol Toxes for Rote Computotion	2.00	8,084,047.13
Speciol District Taxes		
Bank Corp. Taxes		23,503.56
Added and Omitted Taxes		55,187.33
Totol Toxes Levied - ABSTRACT		8,052,068.02
Totol Toxes Billed		8,029,516.86
1980 TAXES COLLECTED		7,832,028.59
1980 Toxes Cancelled, Abated ar Adjusted		11,420.16
Tronsfer to Tox Title Liens or Foreclosed		2,816.88
Bolonce Outstonding Dec. 31, 1980		183,251.23

PRIOR YEARS TAXES OUTSTANDING	
Bolonce Jonuory 1, 1980	212,775.38
Collected in 1980	193,735.76
Concelled, Abated or Adjusted 1980	4,318.23
Tronsfers to Tox Title Liens or Foreclosed	507.47
Bolonce December 31, 1980	14,213.92
TAX TITLE LIENS OUTSTANDING	
Bolonce Jonuory 1, 1980	26,121.34
Tronsfer From Taxes	3,400.01
Redeemed in 1980	18,680.83
Concelled, Aboted or Adjusted (1980)	495.96
Tronsfers to Foreclosed Property	
Bolonce December 31, 1980	10,344.56
PROPERTY ACQUIRED BY DEED OR FORECLOSURE	
Bolonce Jonuory 1, 1980	161,132.00
Tronsfers From Toxes or Liens	
Sole for Cash (1980)	500.00
Concelled. Aboted or Adjusted (1980)	
Bolonce December 31, 1980	160,632.00

CURRENT FINANCES DECEMBER 31, 1980 ASSETS	
Cosh Dec. 31, 1980	1,454,330.66
Toxes Receivable	197,465.15
Tox Title Liens	10,344.56
Foreclosed Property	160,632.00
Emergencies & Other Deferred Charges	41,280.89
Stote and Federal Aid Receivoble	215,302.68
Other Receivobles	2,216.00
Totol	2,081,571.94
LIABILITIES, RESERVES, AND SURPLUS	
Cosh Liobilities	784,271.58
Reserves for Receivables	370,657.71
Surplus Dec. 31, 1980	926,642.65
Total	2,081,571.94

0802

Papulotion 1970 24,275
Papulatian 1980 23,473
S & P Rating
Moody Rating A

General Tax Rate Per $100. 3.56
Stote Equolized Tax Rote 2.52

DEPTFORD TOWNSHIP – GLOUCESTER CO.

Form of Government:
Council-Manager Plan E (OMCL50)
Number of Members on Governing Body 7

PER CAPITA:		PER CENT:	
Gross Debt	302.52	Gross Debt	2.24
Net Debt	231.80	Net Debt	1.72
Debt Service	13.67	Tax Levy Collected	94.33
Total Tax Levy	403.46	Tax Levy Cancelled, Abated or Adjusted	.43
Municipal Expenditures	199.21		

EXPENDITURES	
GENERAL GOVERNMENT	
Governing Body & Public Boards	38,190.80
Municipol Clerk	50,436.14
Financiol Administration	71,018.31
Assessment of Taxes	346,754.56
Collectian of Taxes	49,792.00
Planning, Housing & Development	51,584.75
Human Resaurces	14,400.00
Elections	10,395.00
Generol Administratian (other)	346,322.33
JUDICIARY	
Municipal Courts	63,000.00
PUBLIC SAFETY	
Fire Protection	4,000.00
Police Protection	946,280.58
Civil Defense & Disaster Control	900.00
Enviranmentol Inspectian & Cantral	94,108.45
Other Public Safety	
PUBLIC WORKS	
Streets and Drainage	459,403.00
Sewers and Sewage Processing	182,350.00
Garbage and Trosh Dispasal	
Public Buildings and Grounds	140,096.36
Other Public Warks	
HEALTH and WELFARE	
Heolth Services Except Environmental	56,661.34
Welfare-Public Assistonce	49,985.00
Hospitols, Clinics, First Aid	
Animal, Insect, & Rodent Control	8,695.00
Other Welfare Services	
RECREATION ond CONSERVATION	
Beaches and Boardwalks	
Parks, Ploygrounds, Shade Trees	69,000.00
Land Reclomation & Conservatian	250.00
Other Recreotianal Services	1,500.00
EDUCATION (excluding schools)	
Libraries	112,000.00
Other Educatianal Services	
STATUTORY EXPENDITURES	
Pensians & F. I. C. A.	200,601.76
Employee Fringe Benefits	128,800.00
Other Stotutory Expenditures	8,142.00
CETA And Other Public Emplayment Programs	160,085.50
MUNICIPAL FUNCTIONS TOTAL	3,664,752.88
CAPITAL IMPROVEMENTS *MEMO*	32,010.00
DEBT SERVICE	
Principal Payments	75,000.00
Interest Payments	245,943.62
DEFERRED CHARGES	75,846.41
SCHOOL, COUNTY, SPECIAL DISTRICT TAXES	8,178,405.88
RESERVE FOR UNCOLLECTED TAXES	614,461.64
EXPENDITURES TOTAL	12,854,410.43

REVENUES-REALIZED		
1980 Praperty Taxes Collected		8,938,501.96
1980 Payments in Lieu af Taxes		
Delinquent Tax & Lien Collections		468,077.47
Business Persanalty Replacement Taxes		169,201.24
Taxes fram Public Utilities		995,038.00
Other Miscellaneaus Tax Revenues		
State Aid Revenues		218,603.18
Federal Aid Revenues		182,215.09
State and Local Fiscal Assistance Act Utilized		337,815.00
Sale of Acquired Property		
Other Miscellaneaus Revenues		464,761.32
	Totol	11,774,213.26
Priar Years Surplus Appropriated		630,000.00
REVENUES	TOTAL	12,404,213.26
Reserve For Uncollected Taxes		614,461.64
CAPITAL OUTLAY	TOTAL	1,075,874.01
Public Enterprises		
Recreation—Culture		
Public Works		780,082.72
Buildings and Grounds		295,791.29
Library and Educatian		
Conservatian		
All Other		

CAPITAL DEBT AUTHORIZED, DECEMBER 31, 1980

ISSUED AND UNISSUED	GROSS DEBT	NET DEBT
School	1,660,000	
Self-liquidating		
Other	5,440,975	5,440,975
Total	7,100,975	5,440,975
ISSUED AND OUTSTANDING		
Schaal		1,660,000.00
Self-Liquidating		
Other		897,225.00
Totol		2,557,225.00
EQUALIZED VALUATION BASIS FOR NET DEBT COMPUTATION		317,085,182

REAL PROPERTY VALUATIONS

Code	Class	# of Porcels	% VAL'N	ASSESSED VALUATION
1	Vacant Land	2490	7.58	18,761,000.00
2	Residentiol	6208	56.08	138,792,900.00
3	Farm	266	2.17	5,376,500.00
4a	Commercial	241	28.78	71,225,600.00
4b	Industrial	6	.45	1,118,100.00
4c	Apartments	9	4.93	12,196,400.00
Total		9220		247,470,500.00

Land Area 17.58 Sq. Miles

Net Valuation Taxable-Municipal	250,016,192
Net Valuation Taxable-County	329,806,283
State Equalized Valuation	352,080,462
State Equalization Ratio	70.80

1980 PROPERTY TAX		
STATE EQUALIZED TAX RATE →		
Local District Schaal Taxes	1.63	5,770,698.25
Regionol & Consolidoted School Tax		
Schaal Taxes in Municipal Budget		
Caunty Taxes	.58	2,032,683.63
Caunty Library Taxes		
Local Municipal Purpase Taxes	.31	1,081,064.05
Veteran & Seniar Citizen Taxes		184,180.00
Total Taxes for Rate Computation	2.52	9,068,625.93
Special District Taxes		375,024.00
Bonk Carp. Taxes		10,955.89
Added and Omitted Taxes		200,140.14
Total Taxes Levied - ABSTRACT		9,470,465.96
Total Taxes Billed		9,475,740.87
1980 TAXES COLLECTED		8,938,501.96
1980 Taxes Cancelled, Abated or Adjusted		40,579.89
Transfer to Tax Title Liens or Foreclosed		49,602.19
Balance Outstanding Dec. 31, 1980		447,056.93
PRIOR YEARS TAXES OUTSTANDING		
Balance January 1, 1980		510,850.68
Collected in 1980		372,768.11
Cancelled, Abated or Adjusted 1980		
Transfers to Tax Title Liens or Foreclosed		
Balance December 31, 1980		138,082.57
TAX TITLE LIENS OUTSTANDING		
Balance January 1 1980		234,249.70
Transfer Fram Taxes		49,602.19
Redeemed in 1980		95,309.36
Cancelled, Abated or Adjusted (1980)		
Transfers to Foreclosed Praperty		
Balance December 31, 1980		188,542.53
PROPERTY ACQUIRED BY DEED OR FORECLOSURE		
Balance January 1, 1980		3,508,600.00
Transfers Fram Taxes or Liens		
Sale for Cash (1980)		
Cancelled, Abated or Adjusted (1980)		
Balance December 31, 1980		3,508,600.00
CURRENT FINANCES DECEMBER 31, 1980		
ASSETS		
Cash Dec. 31, 1980		1,179,302.41
Taxes Receivable		585,139.40
Tax Title Liens		188,542.53
Foreclosed Property		3,508,600.00
Emergencies & Other Deferred Charges		436,137.48
State ond Federal Aid Receivable		
Other Receivables		222,332.87
Total		6,120,054.69
LIABILITIES, RESERVES, AND SURPLUS		
Cash Liabilities		892,560.52
Reserves for Receivables		4,504,614.80
Surplus Dec. 31, 1980		722,879.37
Totol		6,120,054.69

1980/3000

1409

Populotion 1970 15,090
Populotion 1980 14,681
S & P Roting
Moody Roting

Generol Tax Rate Per $100. 6.72
Stote Equolized Tox Rote 2.56

DOVER TOWN – MORRIS CO.

Form of Governmenti
Town Council
Number of Members on Governing Body 9

PER CAPITA:		PER CENT:	
Gross Debt	341.05	Gross Debt	2.59
Net Debt	101.80	Net Debt	.77
Debt Service	11.31	Tax Levy Collected	96.90
Total Tox Levy	383.83	Tax Levy Cancelled, Aboted or Adjusted	.61
Municipol Expenditures	253.43		

EXPENDITURES	
GENERAL GOVERNMENT	
Governing Body & Public Boords	30,400.00
Municipol Clerk	
Finoncial Administrotion	45,390.00
Assessment of Taxes	29,592.00
Collection of Toxes	24,910.00
Planning, Housing & Development	11,796.00
Humon Resources	8,200.00
Elections	4,000.00
General Administrotion (other)	480,972.00
JUDICIARY	
Municipol Courts	61,825.00
PUBLIC SAFETY	
Fire Protection	132,101.00
Police Protection	684,251.00
Civil Defense & Disoster Control	1,870.00
Environmentol Inspection & Control	27,100.00
Other Public Safety	
PUBLIC WORKS	
Streets ond Drainage	525,934.00
Sewers ond Sewage Processing	81,369.00
Gorboge and Trash Disposal	184,000.00
Public Buildings and Grounds	36,987.00
Other Public Works	
HEALTH ond WELFARE	
Health Services Except Environmentol	118,392.00
Welfore-Public Assistonce	34,175.00
Hospitals, Clinics, First Aid	
Animol, Insect, & Rodent Control	9,600.00
Other Welfare Services	
RECREATION ond CONSERVATION	
Beoches ond Boordwolks	
Porks, Ploygrounds, Shade Trees	139,320.00
Lond Reclamotion & Conservation	
Other Recreationol Services	5,500.00
EDUCATION (excluding schools)	
Libraries	116,650.00
Other Educotionol Services	
STATUTORY EXPENDITURES	
Pensions & F. I. C. A.	226,106.00
Employee Fringe Benefits	104,500.00
Other Statutory Expenditures	8,000.00
CETA And Other Public Employment Progroms	91,070.00
MUNICIPAL FUNCTIONS TOTAL	3,224,010.00
CAPITAL IMPROVEMENTS *MEMO*	20,000.00
DEBT SERVICE	
Principal Payments	94,500.00
Interest Poyments	71,500.00
DEFERRED CHARGES	49,685.93
SCHOOL, COUNTY, SPECIAL DISTRICT TAXES	3,816,254.97
RESERVE FOR UNCOLLECTED TAXES	280,868.18
EXPENDITURES TOTAL	7,536,819.08

REVENUES-REALIZED	
1980 Property Taxes Collected	5,438,075.69
1980 Poyments in Lieu of Taxes	
Delinquent Tox & Lien Collections	140,004.94
Business Personolty Replacement Taxes	299,009.32
Toxes from Public Utilities	398,294.00
Other Miscellaneous Tax Revenues	
State Aid Revenues	244,663.47
Federal Aid Revenues	111,185.20
Stote ond Locol Fiscal Assistance Act Utilized	230,718.00
Sole of Acquired Property	
Other Miscellaneous Revenues	411,607.01
Totol	7,273,557.63
Prior Years Surplus Appropriated	290,000.00
REVENUES TOTAL	7,563,557.63
Reserve For Uncollected Toxes	280,868.18
CAPITAL OUTLAY TOTAL	410,647.16
Public Enterprises	107,036.83
Recreotion—Culture	
Public Works	274,110.33
Buildings and Grounds	29,500.00
Library and Education	
Conservation	
All Other	

CAPITAL DEBT AUTHORIZED, DECEMBER 31, 1980

ISSUED AND UNISSUED	GROSS DEBT	NET DEBT
School	1,557,000	
Self-liquidoting	2,028,500	73,000
Other	1,421,500	1,421,500
Totol	5,007,000	1,494,500

ISSUED AND OUTSTANDING	
School	1,557,000.00
Self-Liquidating	1,981,000.00
Other	1,374,000.00
Total	4,912,000.00
EQUALIZED VALUATION BASIS FOR NET DEBT COMPUTATION	192,980,088

REAL PROPERTY VALUATIONS

Code	Class	# of Parcels	% VAL'N	ASSESSED VALUATION
1	Vocant Land	294	1.74	1,385,200.00
2	Residentiol	3119	65.63	52,326,494.00
3	Farm			
4a	Commerciol	335	22.16	17,668,855.00
4b	Industriol	37	6.89	5,492,300.00
4c	Apartments	29	3.58	2,850,800.00
Total		3814		79,723,649.00

Land Areo	2.51 Sq. Miles
Net Valuation Taxable-Municipol	83,427,885
Net Valuation Toxoble-County	240,003,935
Stote Equolized Voluation	213,091,335
Stote Equolization Ratio	38.10

1980 PROPERTY TAX		
STATE EQUALIZED TAX RATE	1.35	
Locol District School Taxes		2,964,262.00
Regionol & Consolidated School Tox		
School Taxes in Municipal Budget		
County Toxes	.39	851,992.97
County Librory Toxes		
Local Municipal Purpose Taxes	.82	1,788,363.60
Veteran & Senior Citizen Taxes		100,800.00
Total Taxes for Rate Computation	2.56	5,705,418.57
Speciol District Toxes		
Bank Corp. Taxes		24,417.73
Added and Omitted Taxes		5,956.68
Totol Taxes Levied - ABSTRACT		5,634,992.98
Totol Toxes Billed		5,612,310.54
1980 TAXES COLLECTED		5,438,075.69
1980 Toxes Concelled, Aboted or Adjusted		34,178.39
Tronsfer to Tax Title Liens or Foreclosed		336.00
Bolonce Outstonding Dec. 31, 1980		139,720.46

PRIOR YEARS TAXES OUTSTANDING	
Bolonce Jonuory 1, 1980	137,608.80
Collected in 1980	136,226.49
Concelled, Aboted or Adjusted 1980	44.14
Tronsfers to Tax Title Liens or Foreclosed	
Bolonce December 31, 1980	1,338.17
TAX TITLE LIENS OUTSTANDING	
Bolonce Jonuory 1, 1980	5,127.19
Tronsfer From Toxes	336.00
Redeemed in 1980	3,778.45
Concelled, Abated or Adjusted (1980)	
Tronsfers to Foreclosed Property	
Bolonce December 31, 1980	1,684.74
PROPERTY ACQUIRED BY DEED OR FORECLOSURE	
Balance January 1, 1980	169,500.00
Transfers From Taxes or Liens	
Sale for Cash (1980)	
Cancelled, Abated or Adjusted (1980)	
Balance December 31, 1980	169,500.00

CURRENT FINANCES DECEMBER 31, 1980 ASSETS	
Cash Dec. 31, 1980	804,329.85
Toxes Receivoble	141,058.63
Tax Title Liens	1,684.74
Foreclosed Property	169,500.00
Emergencies & Other Deferred Charges	9,150.00
State and Federal Aid Receivable	64,404.22
Other Receivobles	154,852.67
Total	1,344,980.11
LIABILITIES, RESERVES, AND SURPLUS	
Cash Liabilities	382,867.66
Reserves for Receivables	467,096.04
Surplus Dec. 31, 1980	495,016.41
Total	1,344,980.11

1507

Population 1970 44,185
Population 1980 64,455
S & P Rating
Moody Rating A-1

General Tax Rate Per $100. 3.80
State Equalized Tax Rate 2.49

DOVER TOWNSHIP — OCEAN CO.

Form of Government:
Township Committee
Number of Members on Governing Body 5

PER CAPITA:		PER CENT:	
Gross Debt	844.49	Gross Debt	3.87
Net Debt	461.27	Net Debt	2.11
Debt Service	27.99	Tax Levy Collected	93.87
Total Tax Levy	644.99	Tax Levy Cancelled, Abated or Adjusted	.18
Municipal Expenditures	284.32		

EXPENDITURES		REVENUES-REALIZED	
GENERAL GOVERNMENT			
Governing Body & Public Boards	54,240.00		
Municipal Clerk		1980 Property Taxes Collected	38,969,936.25
Financial Administration	85,312.24	1980 Payments in Lieu of Taxes	
Assessment of Taxes	169,496.84	Delinquent Tax & Lien Collections	2,112,244.44
Collection of Taxes	116,050.00	Business Personalty Replacement Taxes	714,100.52
Planning, Housing & Development	217,322.75	Taxes from Public Utilities	2,912,368.00
Human Resources	60,647.17	Other Miscellaneous Tax Revenues	
Elections	4,392.49	State Aid Revenues	666,538.87
General Administration (other)	983,220.86	Federal Aid Revenues	810,861.17
JUDICIARY		State and Local Fiscal Assistance Act Utilized	818,946.00
Municipal Courts	226,789.00	Sale of Acquired Property	
PUBLIC SAFETY		Other Miscellaneous Revenues	4,732,455.31
Fire Protection		Total	51,737,450.56
Police Protection	4,048,460.55	Prior Years Surplus Appropriated	
Civil Defense & Disaster Control	29,600.00	REVENUES TOTAL	51,737,450.56
Environmental Inspection & Control	149,544.64	Reserve For Uncollected Taxes	2,638,394.72
Other Public Safety		CAPITAL OUTLAY TOTAL	1,105,645.08
PUBLIC WORKS			
Streets and Drainage	2,050,390.62	Public Enterprises	15,366.75
Sewers and Sewage Processing		Recreation—Culture	285,759.18
Garbage and Trash Disposal	1,030,234.95	Public Works	713,516.53
Public Buildings and Grounds	398,061.44	Buildings and Grounds	91,002.62
Other Public Works	116,917.00	Library and Education	
HEALTH and WELFARE		Conservation	
Health Services Except Environmental	169,900.00	All Other	
Welfare-Public Assistance	125,300.00	CAPITAL DEBT AUTHORIZED, DECEMBER 31, 1980	
Hospitals, Clinics, First Aid		ISSUED AND UNISSUED — GROSS DEBT / NET DEBT	
Animal, Insect, & Rodent Control		School	22,358,944
Other Welfare Services		Self-liquidating	222,500
RECREATION and CONSERVATION		Other	31,850,150 / 29,731,128
Beaches and Boardwalks	158,118.35	Total	54,431,594 / 29,731,128
Parks, Playgrounds, Shade Trees	407,294.04		
Land Reclamation & Conservation	27,832.00	ISSUED AND OUTSTANDING	
Other Recreational Services	327,708.99	School	22,358,944.70
EDUCATION (excluding schools)		Self-Liquidating	
Libraries		Other	27,723,000.00
Other Educational Services	13,172.41	Total	50,081,944.70
STATUTORY EXPENDITURES		EQUALIZED VALUATION BASIS	
Pensions & F. I. C. A.	1,209,295.03	FOR NET DEBT COMPUTATION	1,406,800,692
Employee Fringe Benefits	406,124.00	REAL PROPERTY VALUATIONS	
Other Statutory Expenditures	40,000.00	Code Class # of Parcels % VAL'N ASSESSED VALUATION	
CETA And Other Public Employment Programs	763,136.00	1 Vacant Land 5593 6.04 62,405,400.00	
MUNICIPAL FUNCTIONS TOTAL	13,388,561.37	2 Residential 25459 72.65 750,436,500.00	
CAPITAL IMPROVEMENTS *MEMO*	100,000.00	3 Farm 208 .97 10,022,800.00	
DEBT SERVICE		4a Commercial 734 14.92 154,151,700.00	
Principal Payments	601,000.00	4b Industrial 8 3.26 33,715,300.00	
Interest Payments	1,203,011.50	4c Apartments 34 2.15 22,240,300.00	
		Total 32036 1,032,972,000.00	
DEFERRED CHARGES	494,997.80	Land Area 41.62 Sq. Miles	
SCHOOL, COUNTY, SPECIAL DISTRICT TAXES	34,303,143.96	Net Valuation Taxable-Municipal	1,047,245,526
RESERVE FOR UNCOLLECTED TAXES	2,638,394.72	Net Valuation Taxable-County	1,476,311,825
EXPENDITURES TOTAL	52,629,109.35	State Equalized Valuation	1,588,932,015
		State Equalization Ratio	65.60

1980 PROPERTY TAX		
STATE EQUALIZED TAX RATE →		
Local District School Taxes		
Regional & Consolidated School Tax	1.64	26,245,717.97
School Taxes in Municipal Budget		
County Taxes	.41	* 6,594,670.31
County Library Taxes	.02	375,369.28
Local Municipal Purpose Taxes	.41	6,491,779.93
Veteran & Senior Citizen Taxes		672,590.00
Total Taxes for Rate Computation	2.48	40,380,127.49
Special District Taxes		1,087,386.40
Bank Corp. Taxes		59,230.18
Added and Omitted Taxes		718,494.64
Total Taxes Levied - ABSTRACT		41,572,648.71
Total Taxes Billed		41,513,418.53
1980 TAXES COLLECTED		38,969,936.25
1980 Taxes Cancelled, Abated or Adjusted		75,011.05
Transfer to Tax Title Liens or Foreclosed		185,809.90
Balance Outstanding Dec. 31, 1980		2,282,661.33
PRIOR YEARS TAXES OUTSTANDING		
Balance January 1, 1980		2,147,876.92
Collected in 1980		1,979,913.71
Cancelled, Abated or Adjusted 1980		3,445.52
Transfers to Tax Title Liens or Foreclosed		70,166.43
Balance December 31, 1980		94,351.26
TAX TITLE LIENS OUTSTANDING		
Balance January 1, 1980		298,206.29
Transfer From Taxes		255,976.33
Redeemed in 1980		132,330.73
Cancelled, Abated or Adjusted (1980)		
Transfers to Foreclosed Property		
Balance December 31, 1980		421,851.89
PROPERTY ACQUIRED BY DEED OR FORECLOSURE		
Balance January 1, 1980		1,472,391.80
Transfers From Taxes or Liens		
Sale for Cash (1980)		
Cancelled, Abated or Adjusted (1980)		
Balance December 31, 1980		1,472,391.80
CURRENT FINANCES DECEMBER 31, 1980		
ASSETS		
Cash Dec. 31, 1980		4,945,585.64
Taxes Receivable .		2,377,012.59
Tax Title Liens		421,851.89
Foreclosed Property		1,472,391.80
Emergencies & Other Deferred Charges		157,701.77
State and Federal Aid Receivable		
Other Receivables		181,987.21
Total		9,556,530.90
LIABILITIES, RESERVES, AND SURPLUS		
Cash Liabilities		1,735,478.92
Reserves for Receivables		4,453,243.49
Surplus Dec 31, 1980		3,367,808.49
Total		9,556,530.90

*Includes County Health Service Taxes or County Vocational School Taxes. See Table 13, pgs. 675, 676.

0604

Population 1970 1,790
Population 1980 1,803
S & P Rating
Moody Rating

General Tax Rate Per $100. 3.66
State Equalized Tax Rate 3.09

DOWNE TOWNSHIP – CUMBERLAND CO.

Form of Government:
Township Committee
Number of Members on Governing Body 3

PER CAPITA:		PER CENT:	
Gross Debt	201.89	Gross Debt	1.72
Net Debt	21.09	Net Debt	.18
Debt Service		Tax Levy Collected	84.70
Total Tax Levy	439.73	Tax Levy Cancelled, Abated or Adjusted	.56
Municipal Expenditures	215.64		

EXPENDITURES		REVENUES-REALIZED	
GENERAL GOVERNMENT			
Governing Body & Public Boards			
Municipal Clerk		1980 Property Taxes Collected	672,958.16
Financial Administration	8,850.00	1980 Payments in Lieu of Taxes	
Assessment of Taxes	13,100.00	Delinquent Tax & Lien Collections	78,441.63
Collection of Taxes	9,800.00	Business Personalty Replacement Taxes	33,869.96
Planning, Housing & Development	4,900.00	Taxes from Public Utilities	130,183.00
Human Resources		Other Miscellaneous Tax Revenues	
Elections	2,400.00	State Aid Revenues	12,168.26
General Administration (other)	43,400.00	Federal Aid Revenues	
JUDICIARY		State and Local Fiscal Assistance Act Utilized	31,646.00
Municipal Courts	8,700.00	Sale of Acquired Property	
PUBLIC SAFETY		Other Miscellaneous Revenues	57,770.77
Fire Protection		Total	1,017,037.78
Police Protection	6,800.00	Prior Years Surplus Appropriated	149,000.00
Civil Defense & Disaste Control	1,000.00	REVENUES TOTAL	1,166,037.78
Environmental Inspection & Control	6,400.00	Reserve For Uncollected Taxes	106,219.53
Other Public Safety		CAPITAL OUTLAY TOTAL	
PUBLIC WORKS			
Streets and Drainage	122,304.00	Public Enterprises	
Sewers and Sewage Processing		Recreation—Culture	
Garbage and Trash Disposal	8,400.00	Public Works	
Public Buildings and Grounds		Buildings and Grounds	
Other Public Works	14,646.00	Library and Education	
HEALTH and WELFARE		Conservation	
Health Services Except Environmental	250.00	All Other	
Welfare-Public Assistance	7,500.00	CAPITAL DEBT AUTHORIZED, DECEMBER 31, 1980	
Hospitols, Clinics, First Aid	1,750.00	ISSUED AND UNISSUED — GROSS DEBT / NET DEBT	
Animal, Insect, & Rodent Control	2,500.00	School 326,000	
Other Welfare Services		Self-liquidating	
RECREATION and CONSERVATION		Other 38,000 / 38,000	
Beaches and Boardwalks		Total 364,000 / 38,000	
Parks, Playgrounds, Shade Trees			
Land Reclamation & Conservation		ISSUED AND OUTSTANDING	
Other Recreational Services		School 326,000.00	
EDUCATION (excluding schools)		Self-Liquidating	
Libraries		Other	
Other Educational Services		Total 326,000.00	
STATUTORY EXPENDITURES		EQUALIZED VALUATION BASIS	
Pensions & F. I. C. A.	7,900.00	FOR NET DEBT COMPUTATION 21,196,544	
Employee Fringe, Benefits		REAL PROPERTY VALUATIONS	
Other Statutory Expenditures	750.00	Code Class # of Parcels % VAL'N ASSESSED VALUATION	
CETA And Other Public Employment Programs		1 Vacant Land 1033 21.87 4,284,600.00	
MUNICIPAL FUNCTIONS TOTAL	271,350.00	2 Residential 930 59.43 11,642,300.00	
CAPITAL IMPROVEMENTS *MEMO*	25,000.00	3 Farm 133 7.32 1,433,500.00	
DEBT SERVICE		4a Commercial 70 10.77 2,110,300.00	
Principal Payments		4b Industrial 3 .61 119,700.00	
Interest Payments		4c Apartments	
		Total 2169 19,590,400.00	
DEFERRED CHARGES	11,237.11	Land Area 54.35 Sq. Miles	
SCHOOL, COUNTY, SPECIAL DISTRICT TAXES	792,832.05	Net Valuation Taxable-Municipal 20,335,963	
RESERVE FOR UNCOLLECTED TAXES	106,219.53	Net Valuation Taxable-County 22,488,286	
EXPENDITURES TOTAL	1,181,628.69	State Equalized Valuation 23,885,817	
		State Equalization Ratio 84.66	

1980 PROPERTY TAX		
STATE EQUALIZED TAX RATE		
Local District School Taxes	2.15	516,203.89
Regional & Consolidated School Tax		
School Taxes in Municipal Budget		
County Taxes	.95	* 227,356.66
County Library Taxes		
Local Municipal Purpose Taxes		
Veteran & Senior Citizen Taxes		589,520.00
Totol Taxes for Rate Computation	3.10	1,333,080.55
Special District Taxes		49,271.50
Bank Corp. Taxes		
Added and Omitted Taxes		
Total Taxes Levied - ABSTRACT		792,832.05
Total Taxes Billed		794,485.60
1980 TAXES COLLECTED		672,958.16
1980 Taxes Cancelled, Abated or Adjusted		4,451.50
Transfer to Tax Title Liens or Foreclosed		9,545.16
Balance Outstanding Dec. 31, 1980		107,530.78
PRIOR YEARS TAXES OUTSTANDING		
Balance January 1, 1980		73,815.51
Collected in 1980		71,297.08
Cancelled, Abated or Adjusted 1980		51.15
Transfers to Tax Title Liens or Foreclosed		2,210.13
Balance December 31, 1980		257.15
TAX TITLE LIENS OUTSTANDING		
Balance January 1, 1980		39,780.53
Transfer From Taxes		12,110.63
Redeemed in 1980		7,144.55
Cancelled, Abated or Adjusted (1980)		
Transfers to Foreclosed Property		
Balance December 31, 1980		44,746.61
PROPERTY ACQUIRED BY DEED OR FORECLOSURE		
Balance January 1, 1980		6,000.00
Transfers From Taxes or Liens		
Sale for Cash (1980)		
Cancelled, Abated or Adjusted (1980)		
Balance December 31, 1980		6,000.00
CURRENT FINANCES DECEMBER 31, 1980		
ASSETS		
Cash Dec. 31, 1980		553,405.88
Taxes Receivable		107,787.93
Tax Title Liens		44,746.61
Foreclosed Property		6,000.00
Emergencies & Other Deferred Charges		18,543.00
State and Federal Aid Receivable		
Other Receivables		1,762.65
Total		732,246.07
LIABILITIES, RESERVES, AND SURPLUS		
Cash Liabilities		414,060.06
Reserves for Receivables		160,297.19
Surplus Dec. 31, 1980		157,888.82
Total		732,246.07

1980/3000

*Includes County Health Service Taxes or County Vocational School Taxes. See Table 13, pgs. 675, 676.

0210

Population 1970 20,170
Population 1980 18,334
S & P Rating
Moody Rating A

General Tax Rate Per $100. 3.28
State Equalized Tax Rate 2.73

DUMONT BOROUGH — BERGEN CO.

Form of Government:
Borough Council
Number of Members on Governing Body 6

PER CAPITA:		PER CENT:	
Gross Debt	244.01	Gross Debt	1.44
Net Debt	213.67	Net Debt	1.26
Debt Service	17.67	Tax Levy Collected	98.09
Total Tax Levy	528.05	Tax Levy Concelled, Abated or Adjusted	.58
Municipal Expenditures	215.35		

EXPENDITURES	
GENERAL GOVERNMENT	
Governing Body & Public Boards	
Municipal Clerk	
Finonciol Administration	23,800.00
Assessment of Taxes	16,645.00
Collection of Taxes	41,905.00
Planning, Housing & Development	5,350.00
Human Resources	6,100.00
Elections	
General Administration (other)	254,425.00
JUDICIARY	
Municipal Courts	24,750.00
PUBLIC SAFETY	
Fire Protection	128,850.00
Police Protection	935,995.37
Civil Defense & Disaster Control	
Environmental Inspection & Control	20,545.00
Other Public Safety	12,600.00
PUBLIC WORKS	
Streets and Droinage	383,850.00
Sewers and Sewage Processing	343,085.78
Garbage and Trash Disposal	334,296.00
Public Buildings and Grounds	38,531.00
Other Public Works	72,974.00
HEALTH and WELFARE	
Health Services Except Environmental	41,432.00
Welfare-Public Assistance	6,908.00
Hospitals, Clinics, First Aid	
Animal, Insect, & Rodent Control	
Other Welfare Services	
RECREATION and CONSERVATION	
Beaches and Boardwalks	
Parks, Playgrounds, Shade Trees	45,721.00
Land Reclamation & Conservation	
Other Recreationol Services	3,000.00
EDUCATION (excluding schools)	
Libraries	110,200.00
Other Educational Services	
STATUTORY EXPENDITURES	
Pensions & F. I. C. A.	223,836.81
Employee Fringe Benefits	76,200.00
Other Statutory Expenditures	6,500.00
CETA And Other Public Employment Progroms	22,367.38
MUNICIPAL FUNCTIONS TOTAL	3,179,867.34
CAPITAL IMPROVEMENTS *MEMO*	30.00
DEBT SERVICE	
Principal Payments	103,000.00
Interest Payments	220,985.36
DEFERRED CHARGES	107,224.89
SCHOOL, COUNTY, SPECIAL DISTRICT TAXES	7,139,042.91
RESERVE FOR UNCOLLECTED TAXES	337,213.38
EXPENDITURES TOTAL	11,087,323.88

REVENUES-REALIZED		
1980 Property Taxes Collected		9,506,611.47
1980 Payments in Lieu of Taxes		
Delinquent Tax & Lien Collections		93,380.20
Business Personalty Replacement Taxes		68,051.16
Taxes from Public Utilities		631,158.00
Other Miscellaneous Tax Revenues		
State Aid Revenues		189,274.60
Federal Aid Revenues		13,721.83
State and Local Fiscal Assistance Act Utilized		157,195.00
Sale of Acquired Property		
Other Miscellaneous Revenues		212,967.41
	Totol	10,872,359.67
Prior Years Surplus Appropriated		200,000.00
REVENUES	TOTAL	11,072,359.67
Reserve For Uncollected Taxes		337,213.38
CAPITAL OUTLAY	TOTAL	454,956.63
Public Enterprises		
Recreation—Culture		
Public Works		287,784.81
Buildings and Grounds		22,843.07
Library and Education		144,328.75
Conservation		
All Other		

CAPITAL DEBT AUTHORIZED, DECEMBER 31, 1980

ISSUED AND UNISSUED	GROSS DEBT	NET DEBT
School	556,293	
Self-liquidating		
Other	3,917,372	3,917,372
Total	4,473,665	3,917,372
ISSUED AND OUTSTANDING		
School		516,000.00
Self-Liquidating		
Other		3,640,000.00
Total		4,156,000.00
EQUALIZED VALUATION BASIS FOR NET DEBT COMPUTATION		311,605,816

REAL PROPERTY VALUATIONS

Code	Class	# of Parcels	% VAL'N	ASSESSED VALUATION
1	Vacant Land	106	.57	1,656,100.00
2	Residential	4843	88.75	256,597,550.00
3	Farm			
4a	Commercial	114	5.01	14,490,200.00
4b	Industrial	12	.43	1,256,300.00
4c	Apartments	26	5.23	15,130,700.00
Total		5101		289,130,850.00

Land Area 1.80 Sq. Miles

Net Valuation Taxable-Municipal	294,145,892
Net Valuation Taxable-County	315,315,103
State Equalized Valuation	351,362,887
State Equalization Ratio	83.48

1980 PROPERTY TAX		
STATE EQUALIZED TAX RATE		
Local District School Taxes	1.70	5,990,322.25
Regionol & Consolidated School Tax		
School Taxes in Municipol Budget		
County Taxes	.33	1,148,720.66
County Library Taxes		
Local Municipal Purpose Taxes	.71	2,492,845.91
Veteran & Seniar Citizen Taxes		172,540.00
Total Taxes for Rate Computation	2.74	9,804,428.82
Special District Taxes		
Bank Corp. Taxes		5,998.17
Added and Omitted Taxes		43,442.04
Total Taxes Levied - ABSTRACT		9,681,329.03
Total Taxes Billed		9,691,427.30
1980 TAXES COLLECTED		9,506,611.47
1980 Taxes Cancelled, Abated or Adjusted		55,975.68
Transfer to Tax Title Liens or Foreclosed		2,210.72
Balance Outstonding Dec. 31, 1980		126,629.43
PRIOR YEARS TAXES OUTSTANDING		
Balance January 1, 1980		97,509.68
Collected in 1980		93,380.20
Cancelled, Abated or Adjusted 1980		1,460.13
Transfers to Tax Title Liens or Foreclosed		640.70
Balance December 31, 1980		2,028.65
TAX TITLE LIENS OUTSTANDING		
Balance January 1, 1980		8,274.86
Transfer From Taxes		2,967.07
Redeemed in 1980		
Cancelled, Abated or Adjusted (1980)		
Transfers to Foreclosed Property		
Balance December 31, 1980		11,241.93
PROPERTY ACQUIRED BY DEED OR FORECLOSURE		
Balance January 1, 1980		47,526.00
Transfers From Taxes or Liens		
Sale for Cash (1980)		
Cancelled. Abated or Adjusted (1980)		
Balance December 31, 1980		47,526.00

CURRENT FINANCES DECEMBER 31, 1980 ASSETS	
Cash Dec. 31, 1980	712,946.85
Taxes Receivable	128,658.08
Tox Title Liens	11,241.93
Foreclosed Property	47,526.00
Emergencies & Other Deferred Charges	118,263.14
State and Federal Aid Receivable	
Other Receivables	19,923.99
Totol	1,038,559.99
LIABILITIES, RESERVES, AND SURPLUS	
Cash Liabilities	168,848.39
Reserves for Receivables	207,350.00
Surplus Dec. 31, 1980	662,361.60
Total	1,038,559.99

1980 3000

1203

Population 1970 7,075
Population 1980 6,593
S & P Rating
Moody Rating

General Tax Rate Per $100. 3.44
State Equalized Tax Rate 2.88

DUNELLEN BOROUGH – MIDDLESEX CO.

Form of Government:
Borough Council
Number of Members on Governing Body 6

PER CAPITA:		PER CENT:	
Gross Debt	67.81	Gross Debt	.44
Net Debt	28.68	Net Debt	.19
Debt Service	8.65	Tax Levy Collected	95.70
Total Tax Levy	503.23	Tax Levy Cancelled, Abated or Adjusted	
Municipal Expenditures	203.79		

EXPENDITURES		REVENUES-REALIZED	
GENERAL GOVERNMENT			
Governing Body & Public Boards			
Municipal Clerk		1980 Property Taxes Collected	3,178,001.56
Financial Administration	8,250.00	1980 Payments in Lieu of Taxes	
Assessment of Taxes	7,302.00	Delinquent Tax & Lien Collections	67,919.83
Collection of Taxes	24,864.00	Business Personalty Replacement Taxes	213,461.56
Planning, Housing & Development	500.00	Taxes from Public Utilities	242,250.00
Human Resources	500.00	Other Miscellaneous Tax Revenues	
Elections	2,000.00	State Aid Revenues	61,933.07
General Administration (other)	156,182.00	Federal Aid Revenues	
JUDICIARY		State and Local Fiscal Assistance Act Utilized	73,473.00
Municipal Courts	23,762.00	Sale of Acquired Property	
PUBLIC SAFETY		Other Miscellaneous Revenues	87,632.57
Fire Protection	49,695.58	Total	3,924,671.59
Police Protection	421,979.51	Prior Years Surplus Appropriated	90,000.00
Civil Defense & Disaster Control	100.00	REVENUES TOTAL	4,014,671.59
Environmental Inspection & Control	2,377.00	Reserve For Uncollected Taxes	132,000.00
Other Public Safety		CAPITAL OUTLAY TOTAL	167,301.58
PUBLIC WORKS			
Streets and Drainage	150,000.00	Public Enterprises	
Sewers and Sewage Processing	53,612.54	Recreation—Culture	1,600.00
Garbage and Trash Disposal	16,600.00	Public Works	140,701.41
Public Buildings and Grounds	16,858.00	Buildings and Grounds	20,500.17
Other Public Works		Library and Education	4,500.00
HEALTH and WELFARE		Conservation	
Health Services Except Environmental	10,146.00	All Other	
Welfare-Public Assistance	6,324.00		
Hospitals, Clinics, First Aid	250.00		
Animal, Insect, & Rodent Control			
Other Welfare Services			
RECREATION and CONSERVATION			
Beaches and Boardwalks			
Parks, Playgrounds, Shade Trees	4,000.00		
Land Reclamation & Conservation	50.00		
Other Recreational Services	30,924.00		
EDUCATION (excluding schools)			
Libraries	33,400.00		
Other Educational Services			
STATUTORY EXPENDITURES			
Pensions & F. I. C. A	88,691.41		
Employee Fringe Benefits	28,000.00		
Other Statutory Expenditures	2,932.00		
CETA And Other Public Employment Programs			
MUNICIPAL FUNCTIONS TOTAL	1,139,300.04		
CAPITAL IMPROVEMENTS *MEMO*	3,000.00		
DEBT SERVICE			
Principal Payments	47,500.00		
Interest Payments	9,500.00		
DEFERRED CHARGES	15,256.76		
SCHOOL, COUNTY, SPECIAL DISTRICT TAXES	2,764,021.45		
RESERVE FOR UNCOLLECTED TAXES	132,000.00		
EXPENDITURES TOTAL	4,107,578.25		

CAPITAL DEBT AUTHORIZED, DECEMBER 31, 1980

ISSUED AND UNISSUED	GROSS DEBT	NET DEBT
School	258,000	
Self-liquidating		
Other	189,104	189,104
Total	447,104	189,104

ISSUED AND OUTSTANDING	
School	258,000.00
Self-Liquidating	
Other	161,800.00
Total	419,800.00
EQUALIZED VALUATION BASIS FOR NET DEBT COMPUTATION	101,271,769

REAL PROPERTY VALUATIONS

Code	Class	# of Parcels	% VAL'N	ASSESSED VALUATION
1	Vacant Land	82	1.09	1,015,400.00
2	Residential	1769	79.26	73,946,900.00
3	Farm			
4a	Commercial	100	11.85	11,057,600.00
4b	Industrial	7	6.65	6,205,200.00
4c	Apartments	4	1.15	1,074,100.00
Total		1962		93,299,200.00

Land Area 1.04 Sq. Miles

Net Valuation Taxable-Municipal	96,235,813
Net Valuation Taxable-County	118,606,617
State Equalized Valuation	114,229,128
State Equalization Ratio	83.90

1980 PROPERTY TAX

STATE EQUALIZED TAX RATE		
Local District School Taxes	1.82	2,092,652.95
Regional & Consolidated School Tax		
School Taxes in Municipal Budget		
County Taxes	.59	671,368.50
County Library Taxes		
Local Municipal Purpose Taxes	.47	540,096.53
Veteran & Senior Citizen Taxes		65,510.00
Total Taxes for Rate Computation	2.88	3,369,627.98
Special District Taxes		
Bank Corp. Taxes		3,470.44
Added and Omitted Taxes		10,227.12
Total Taxes Levied - ABSTRACT		3,317,815.54
Total Taxes Billed		3,320,739.09
1980 TAXES COLLECTED		3,178,001.56
1980 Taxes Cancelled, Abated or Adjusted		
Transfer to Tax Title Liens or Foreclosed		7,038.24
Balance Outstanding Dec. 31, 1980		135,699.29

PRIOR YEARS TAXES OUTSTANDING

Balance January 1, 1980	83,929.79
Collected in 1980	61,130.06
Cancelled, Abated or Adjusted 1980	22,799.73
Transfers to Tax Title Liens or Foreclosed	
Balance December 31, 1980	

TAX TITLE LIENS OUTSTANDING

Balance January 1, 1980	42,182.80
Transfer From Taxes	7,038.24
Redeemed in 1980	6,789.77
Cancelled, Abated or Adjusted (1980)	
Transfers to Foreclosed Property	
Balance December 31, 1980	42,431.27

PROPERTY ACQUIRED BY DEED OR FORECLOSURE

Balance January 1, 1980	
Transfers From Taxes or Liens	
Sale for Cash (1980)	
Cancelled, Abated or Adjusted (1980)	
Balance December 31, 1980	

CURRENT FINANCES DECEMBER 31, 1980

ASSETS

Cash Dec. 31, 1980	147,800.31
Taxes Receivable	135,699.29
Tax Title Liens	42,431.27
Foreclosed Property	
Emergencies & Other Deferred Charges	11,157.63
State and Federal Aid Receivable	
Other Receivables	2,626.84
Total	339,715.34

LIABILITIES, RESERVES, AND SURPLUS

Cash Liabilities	91,995.48
Reserves for Receivables	180,757.40
Surplus Dec. 31, 1980	66,962.46
Total	339,715.34

1508

Population 1970	830
Population 1980	1,009
S & P Rating	
Moody Rating	

General Tax Rate Per $100. 3.99

State Equalized Tax Rate 2.40

EAGLESWOOD TOWNSHIP — OCEAN CO.

Form of Government:
Township Committee
Number of Members on Governing Body 3

PER CAPITA		PER CENT:	
Gross Debt	944.24	Gross Debt	4.05
Net Debt	72.35	Net Debt	.31
Debt Service		Tax Levy Collected	74.67
Total Tax Levy	646.89	Tax Levy Cancelled, Abated or Adjusted	
Municipal Expenditures	324.27		

EXPENDITURES	
GENERAL GOVERNMENT	
Governing Body & Public Boards	
Municipal Clerk	
Financial Administration	4,300.00
Assessment of Taxes	3,675.00
Collection of Taxes	7,225.00
Planning, Housing & Development	7,279.17
Human Resources	
Elections	
General Administration (other)	39,291.51
JUDICIARY	
Municipal Courts	7,260.65
PUBLIC SAFETY	
Fire Protection	5,000.00
Police Protection	3,091.67
Civil Defense & Disaster Control	
Environmental Inspection & Control	1,036.87
Other Public Safety	
PUBLIC WORKS	
Streets and Drainage	22,724.00
Sewers and Sewage Processing	
Garbage and Trash Disposal	26,785.91
Public Buildings and Grounds	1,545.42
Other Public Works	
HEALTH and WELFARE	
Health Services Except Environmental	356.50
Welfare-Public Assistance	2,000.00
Hospitals, Clinics, First Aid	1,500.00
Animal, Insect, & Rodent Control	2,976.30
Other Welfare Services	
RECREATION and CONSERVATION	
Beaches and Boardwalks	
Parks, Playgrounds, Shade Trees	
Land Reclamation & Conservation	
Other Recreational Services	1,500.00
EDUCATION (excluding schools)	
Libraries	125.00
Other Educational Services	
STATUTORY EXPENDITURES	
Pensions & F. I. C. A.	3,150.00
Employee Fringe Benefits	
Other Statutory Expenditures	500.00
CETA And Other Public Employment Programs	
MUNICIPAL FUNCTIONS TOTAL	141,323.00
CAPITAL IMPROVEMENTS *MEMO*	
DEBT SERVICE	
Principal Payments	
Interest Payments	
DEFERRED CHARGES	4,580.00
SCHOOL, COUNTY, SPECIAL DISTRICT TAXES	604,974.13
RESERVE FOR UNCOLLECTED TAXES	181,237.56
EXPENDITURES TOTAL	932,114.69

REVENUES-REALIZED	
1980 Property Taxes Collected	486,674.94
1980 Payments in Lieu of Taxes	9,231.00
Delinquent Tax & Lien Collections	90,645.67
Business Personalty Replacement Taxes	4,648.76
Taxes from Public Utilities	87,974.00
Other Miscellaneous Tax Revenues	
State Aid Revenues	5,865.03
Federal Aid Revenues	
State and Local Fiscal Assistance Act Utilized	29,884.00
Sale of Acquired Property	750.00
Other Miscellaneous Revenues	34,023.30
Total	749,696.70
Prior Years Surplus Appropriated	31,500.00
REVENUES TOTAL	781,196.70
Reserve For Uncollected Taxes	181,237.56
CAPITAL OUTLAY TOTAL	50,662.56
Public Enterprises	
Recreation—Culture	
Public Works	2,000.00
Buildings and Grounds	48,662.56
Library and Education	
Conservation	
All Other	

CAPITAL DEBT AUTHORIZED, DECEMBER 31, 1980

ISSUED AND UNISSUED	GROSS DEBT	NET DEBT
School	879,742	
Self-liquidating		
Other	73,000	73,000
Total	952,742	73,000

ISSUED AND OUTSTANDING	
School	707,722.35
Self-Liquidating	
Other	30,000.00
Total	737,722.35
EQUALIZED VALUATION BASIS FOR NET DEBT COMPUTATION	23,550,235

REAL PROPERTY VALUATIONS

Code	Class	# of Parcels	% VAL'N	ASSESSED VALUATION
1	Vacant Land	625	38.41	6,177,750.00
2	Residential	527	49.14	7,902,150.00
3	Farm	5	.46	73,500.00
4a	Commercial	43	8.11	1,304,950.00
4b	Industrial	9	3.88	623,450.00
4c	Apartments			
Total		1209		16,081,800.00

Land Area 16.50 Sq. Miles

Net Valuation Taxable-Municipal	16,329,499
Net Valuation Taxable-County	23,798,854
State Equalized Valuation	26,895,255
State Equalization Ratio	60.35

1980 PROPERTY TAX			
STATE EQUALIZED TAX RATE			
Local District School Taxes	.75		201,744.00
Regional & Consolidated School Tax	1.07		290,570.60
School Taxes in Municipal Budget			
County Taxes	.39	*	106,598.98
County Library Taxes	.02		6,060.55
Local Municipal Purpose Taxes	.17		45,600.00
Veteran & Senior Citizen Taxes			17,700.00
Total Taxes for Rate Computation	2.40		668,274.13
Special District Taxes			
Bank Corp. Taxes			982.12
Added and Omitted Taxes			1,156.78
Total Taxes Levied - ABSTRACT			652,713.03
Total Taxes Billed			651,730.91
1980 TAXES COLLECTED			486,674.94
1980 Taxes Cancelled, Abated or Adjusted			
Transfer to Tax Title Liens or Foreclosed			56,310.71
Balance Outstanding Dec. 31, 1980			108,745.26
PRIOR YEARS TAXES OUTSTANDING			
Balance January 1, 1980			95,856.99
Collected in 1980			77,812.72
Cancelled, Abated or Adjusted 1980			654.94
Transfers to Tax Title Liens or Foreclosed			11,593.90
Balance December 31, 1980			5,795.43
TAX TITLE LIENS OUTSTANDING			
Balance January 1, 1980			165,233.56
Transfer From Taxes			71,982.15
Redeemed in 1980			12,832.95
Cancelled, Abated or Adjusted (1980)			
Transfers to Foreclosed Property			
Balance December 31, 1980			224,382.76
PROPERTY ACQUIRED BY DEED OR FORECLOSURE			
Balance January 1, 1980			319,194.00
Transfers From Taxes or Liens			
Sale for Cash (1980)			
Cancelled. Abated or Adjusted (1980)			7,500.00
Balance December 31, 1980			311,694.00

CURRENT FINANCES DECEMBER 31, 1980 ASSETS	
Cash Dec. 31, 1980	349,703.74
Taxes Receivable	114,540.69
Tax Title Liens	224,382.76
Foreclosed Property	311,694.00
Emergencies & Other Deferred Charges	22,620.00
State and Federal Aid Receivable	12,602.36
Other Receivables	6,750.00
Total	1,042,293.55
LIABILITIES, RESERVES, AND SURPLUS	
Cash Liabilities	309,833.62
Reserves for Receivables	657,367.45
Surplus Dec. 31, 1980	75,092.48
Total	1,042,293.55

*Includes County Health Service Taxes or County Vocational School Taxes. See Table 13, pgs. 675, 676.

1008

Population 1970 2,575
Population 1980 3,468
S & P Rating
Moody Rating

General Tax Rate Per $100. 2.04
State Equalized Tax Rate 1.72

EAST AMWELL TOWNSHIP – HUNTERDON CO.

Form of Government:
Township Committee
Number of Members on Governing Body 3

PER CAPITA
Gross Debt 75.87
Net Debt
Debt Service
Total Tax Levy 495.44
Municipal Expenditures 215.26

PER CENT:
Gross Debt .32
Net Debt
Tax Levy Collected 91.31
Tax Levy Cancelled, Abated or Adjusted .32

EXPENDITURES	
GENERAL GOVERNMENT	
Governing Body & Public Boards	
Municipal Clerk	
Financial Administration	11,200.00
Assessment of Taxes	23,150.00
Collection of Taxes	18,450.00
Planning, Housing & Development	16,700.00
Human Resources	
Elections	
General Administration (other)	64,200.00
JUDICIARY	
Municipal Courts	6,200.00
PUBLIC SAFETY	
Fire Protection	22,100.00
Police Protection	16,950.00
Civil Defense & Disaster Control	500.00
Environmental Inspection & Control	13,700.00
Other Public Safety	
PUBLIC WORKS	
Streets and Drainage	271,361.38
Sewers and Sewage Processing	
Garbage and Trash Disposal	8,500.00
Public Buildings and Grounds	29,500.00
Other Public Works	13,000.00
HEALTH and WELFARE	
Health Services Except Environmental	5,350.00
Welfare-Public Assistance	4,175.00
Hospitals, Clinics, First Aid	
Animal, Insect, & Rodent Control	5,099.91
Other Welfare Services	
RECREATION and CONSERVATION	
Beaches and Boardwalks	
Parks, Playgrounds, Shade Trees	800.00
Land Reclamation & Conservation	450.00
Other Recreational Services	2,925.00
EDUCATION (excluding schools)	
Libraries	
Other Educational Services	
STATUTORY EXPENDITURES	
Pensions & F. I. C. A.	16,100.00
Employee Fringe Benefits	10,000.00
Other Statutory Expenditures	2,500.00
CETA And Other Public Employment Programs	
MUNICIPAL FUNCTIONS TOTAL	562,911.29
CAPITAL IMPROVEMENTS *MEMO*	50,000.00
DEBT SERVICE	
Principal Payments	
Interest Payments	
DEFERRED CHARGES	2,664.00
SCHOOL, COUNTY, SPECIAL DISTRICT TAXES	1,700,791.35
RESERVE FOR UNCOLLECTED TAXES	180,944.21
EXPENDITURES TOTAL	2,447,310.85

REVENUES-REALIZED		
1980 Property Taxes Collected		1,574,373.26
1980 Payments in Lieu of Taxes		
Delinquent Tax & Lien Collections		159,401.29
Business Personalty Replacement Taxes		59,095.00
Taxes from Public Utilities		144,507.00
Other Miscellaneous Tax Revenues		
State Aid Revenues		18,707.43
Federal Aid Revenues		
State and Local Fiscal Assistance Act Utilized		25,511.29
Sale of Acquired Property		
Other Miscellaneous Revenues		182,287.99
	Total	2,164,283.26
Prior Years Surplus Appropriated		360,000.00
REVENUES	TOTAL	2,524,283.26
Reserve For Uncollected Taxes		180,944.21
CAPITAL OUTLAY	TOTAL	84,230.07
Public Enterprises		
Recreation—Culture		
Public Works		7,149.10
Buildings and Grounds		77,080.97
Library and Education		
Conservation		
All Other		

CAPITAL DEBT AUTHORIZED, DECEMBER 31, 1980

ISSUED AND UNISSUED	GROSS DEBT	NET DEBT
School	263,111	
Self-liquidating		
Other		
Total	263,111	

ISSUED AND OUTSTANDING	
School	263,111.38
Self-Liquidating	
Other	
Total	263,111.38
EQUALIZED VALUATION BASIS FOR NET DEBT COMPUTATION	81,812,855

REAL PROPERTY VALUATIONS

Code	Class	# of Parcels	% VAL'N	ASSESSED VALUATION
1	Vacant Land	289	5.02	4,155,405.00
2	Residential	821	65.04	53,808,500.00
3	Farm	636	22.86	18,918,173.00
4a	Commercial	47	6.36	5,262,792.00
4b	Industrial			
4c	Apartments	4	.71	588,200.00
Total		1797		82,733,070.00

Land Area 28.10 Sq. Miles

Net Valuation Taxable-Municipal	83,633,377
Net Valuation Taxable-County	89,212,420
State Equalized Valuation	98,511,350
State Equalization Ratio	84.76

1980 PROPERTY TAX		
STATE EQUALIZED TAX RATE		
Local District School Taxes	.82	810,895.00
Regional & Consolidated School Tax	.51	503,070.27
School Taxes in Municipal Budget		
County Taxes	.37	365,563.38
County Library Taxes	.02	21,262.70
Local Municipal Purpose Taxes		
Veteran & Senior Citizen Taxes		21,350.00
Total Taxes for Rate Computation	1.72	1,722,141.35
Special District Taxes		
Bank Corp. Taxes		653.25
Added and Omitted Taxes		16,758.17
Total Taxes Levied - ABSTRACT		1,718,202.77
Total Taxes Billed		1,724,139.79
1980 TAXES COLLECTED		1,574,373.26
1980 Taxes Cancelled, Abated or Adjusted		5,562.46
Transfer to Tax Title Liens or Foreclosed		3,352.88
Balance Outstanding Dec. 31, 1980		140,851.19
PRIOR YEARS TAXES OUTSTANDING		
Balance January 1, 1980		157,665.14
Collected in 1980		153,577.87
Cancelled, Abated or Adjusted 1980		1,183.16
Transfers to Tax Title Liens or Foreclosed		1,302.22
Balance December 31, 1980		1,601.89
TAX TITLE LIENS OUTSTANDING		
Balance January 1, 1980		12,155.93
Transfer From Taxes		4,739.22
Redeemed in 1980		5,823.42
Cancelled, Abated or Adjusted (1980)		
Transfers to Foreclosed Property,		
Balance December 31, 1980		11,071.73
PROPERTY ACQUIRED BY DEED OR FORECLOSURE		
Balance January 1, 1980		
Transfers From Taxes or Liens		
Sale for Cash (1980)		
Cancelled, Abated or Adjusted (1980)		
Balance December 31, 1980		

CURRENT FINANCES DECEMBER 31, 1980	
ASSETS	
Cash Dec. 31, 1980	831,363.88
Taxes Receivable	142,453.08
Tax Title Liens	11,071.73
Foreclosed Property	
Emergencies & Other Deferred Charges	2,664.00
State and Federal Aid Receivable	
Other Receivables	3,263.95
Total	990,816.64
LIABILITIES, RESERVES, AND SURPLUS	
Cash Liabilities	83,008.49
Reserves for Receivables	156,788.76
Surplus Dec. 31, 1980	751,019.39
Total	990,816.64

1980/3000

1204

Population 1970 34,300
Population 1980 37,711
S & P Rating
Moody Rating AA

General Tax Rate Per $100. 4.33
State Equalized Tax Rate 2.79

EAST BRUNSWICK TOWNSHIP — MIDDLESEX CO.

Form of Government: Mayor-Council Plan E (OMCL50)
Number of Members on Governing Body 5

PER CAPITA:		PER CENT:	
Gross Debt	743.94	Gross Debt	3.47
Net Debt	477.46	Net Debt	2.23
Debt Service	32.59	Tax Levy Collected	97.42
Total Tax Levy	696.80	Tax Levy Cancelled, Abated or Adjusted	
Municipal Expenditures	295.80		

EXPENDITURES		REVENUES-REALIZED	
GENERAL GOVERNMENT			
Governing Body & Public Baards	64,350.00		
Municipal Clerk	130,811.00	1980 Praperty Taxes Collected	25,592,085.69
Financial Administratian	93,104.00	1980 Payments in Lieu of Taxes	
Assessment af Taxes	81,366.00	Delinquent Tax & Lien Collections	546,345.43
Collection af Taxes	104,211.00	Business Persanalty Replacement Taxes	587,008.88
Planning, Hausing & Development	107,709.00	Taxes fram Public Utilities	1,720,632.00
Human Resaurces	65,898.00	Other Miscellaneous Tax Revenues	
Elections		State Aid Revenues	333,381.52
General Administratian (other)	1,571,714.00	Federal Aid Revenues	9,847.00
JUDICIARY		State and Local Fiscal Assistance Act Utilized	442,452.00
Municipal Caurts	113,727.00	Sale of Acquired Property	
PUBLIC SAFETY		Other Miscellaneaus Revenues	1,397,255.72
Fire Pratectian	156,259.00	Total	30,629,008.24
Police Protection	1,946,072.00	Priar Years Surplus Appraapriated	970,000.00
Civil Defense & Disaster Cantral	16,155.00	REVENUES TOTAL	31,599,008.24
Environmental Inspection & Cantral	235,278.00	Reserve For Uncallected Taxes	754,820.38
Other Public Safety		CAPITAL OUTLAY TOTAL	1,963,459.80
PUBLIC WORKS			
Streets and Drainage	804,426.00	Public Enterprises	357,672.42
Sewers and Sewage Processing		Recreatian—Culture	28,886.41
Garbage and Trash Dispasal	778,800.00	Public Warks	1,438,970.90
Public Buildings and Grounds	739,538.00	Buildings and Graunds	134,183.67
Other Public Warks	36,440.00	Library and Educatian	3,746.40
HEALTH and WELFARE		Conservation	
Health Services Except Enviranmental	123,656.00	All Other	
Welfare-Public Assistance	11,846.00		
Hospitals, Clinics, First Aid			
Animal, Insect, & Radent Control			
Other Welfare Services			
RECREATION and CONSERVATION			
Beaches and Boardwalks			
Parks, Playgraunds, Shade Trees	312,866.00		
Land Reclamatian & Conservation	2,455.00		
Other Recreatianal Services	179,692.00		
EDUCATION (excluding schools)			
Libraries	711,130.00		
Other Educational Services	5,000.00		
STATUTORY EXPENDITURES			
Pensians & F. I. C. A.	586,265.00		
Emplayee Fringe Benefits			
Other Statutary Expenditures	65,000.00		
CETA And Other Public Employment Pragrams			
MUNICIPAL FUNCTIONS TOTAL	9,043,878.00		
CAPITAL IMPROVEMENTS *MEMO*	110,569.00		
DEBT SERVICE			
Principal Payments	721,000.00		
Interest Payments	508,051.36		
DEFERRED CHARGES	127,305.00		
SCHOOL, COUNTY, SPECIAL DISTRICT TAXES	20,289,966.35		
RESERVE FOR UNCOLLECTED TAXES	754,820.38		
EXPENDITURES TOTAL	31,444,021.09		

CAPITAL DEBT AUTHORIZED, DECEMBER 31, 1980

ISSUED AND UNISSUED	GROSS DEBT	NET DEBT
School	6,003,000	
Self-liquidating	8,341,000	4,303,536
Other	13,710,900	13,701,787
Total	28,054,900	18,005,323

ISSUED AND OUTSTANDING	
School	6,003,000.00
Self-Liquidating	33,541,000.00
Other	8,009,000.00
Total	47,553,000.00
EQUALIZED VALUATION BASIS FOR NET DEBT COMPUTATION	807,625,321

REAL PROPERTY VALUATIONS

Code	Class	# af Parcels	% VAL'N	ASSESSED VALUATION
1	Vacant Land	1054	3.02	17,852,100.00
2	Residential	9729	71.01	420,140,400.00
3	Farm	199	.59	3,530,100.00
4a	Commercial	363	16.09	95,173,000.00
4b	Industrial	81	6.37	37,669,500.00
4c	Apartments	11	2.92	17,297,600.00
Total		11437		591,662,700.00

Land Area 22.20 Sq. Miles

Net Valuatian Taxable-Municipal	598,944,957
Net Valuatian Taxable-County	970,120,747
State Equalized Valuation	923,595,171
State Equalizatian Ratio	64.57

1980 PROPERTY TAX		
STATE EQUALIZED TAX RATE		
Local District School Taxes	1.59	14,758,198.49
Regianal & Consalidated Schaal Tax		
Schaal Taxes in Municipal Budget		
Caunty Taxes	.60	5,530,767.86
Caunty Library Taxes		
Local Municipal Purpase Taxes	.61	5,618,568.79
Veteran & Seniar Citizen Taxes		222,370.00
Total Taxes far Rate Camputatian	2.80	26,129,905.14
Special District Taxes		
Bank Carp. Taxes		33,520.93
Added and Omitted Taxes		335,990.57
Total Taxes Levied - ABSTRACT		26,277,046.64
Total Taxes Billed		26,270,307.21
1980 TAXES COLLECTED		25,592,085.69
1980 Taxes Cancelled, Abated or Adjusted		
Transfer ta Tax Title Liens ar Fareclased		
Balance Outstanding Dec. 31, 1980		678,221.52
PRIOR YEARS TAXES OUTSTANDING		
Balance January 1, 1980		955,439.47
Callected in 1980		505,758.39
Cancelled, Abated ar Adjusted 1980		
Transfers to Tax Title Liens ar Fareclased		12,620.06
Balance December 31, 1980		437,061.02
TAX TITLE LIENS OUTSTANDING		
Balance January 1, 1980		131,794.45
Transfer Fram Taxes		12,620.06
Redeemed in 1980		40,587.04
Cancelled, Abated ar Adjusted (1980)		
Transfers ta Fareclased Praperty		
Balance December 31, 1980		103,827.47
PROPERTY ACQUIRED BY DEED OR FORECLOSURE		
Balance January 1, 1980		980,830.22
Transfers From Taxes or Liens		
Sale for Cash (1980)		
Cancelled. Abated or Adjusted (1980)		
Balance December 31, 1980		980,830.22
CURRENT FINANCES DECEMBER 31, 1980		
ASSETS		
Cash Dec. 31, 1980		1,628,955.32
Taxes Receivable		1,115,282.54
Tax Title Liens		103,827.47
Foreclosed Property		980,830.22
Emergencies & Other Deferred Charges		32,000.00
State and Federal Aid Receivable		30,796.47
Other Receivables		37,565.33
Total		3,929,257.35
LIABILITIES, RESERVES, AND SURPLUS		
Cash Liabilities		796,607.96
Reserves for Receivables		2,237,505.56
Surplus Dec. 31, 1980		895,143.83
Total		3,929,257.35

0803

Population 1970 3,290
Population 1980 4,144
S & P Rating
Moody Rating

General Tax Rate Per $100. 3.39
State Equalized Tax Rate 1.95

EAST GREENWICH TOWNSHIP – GLOUCESTER CO.

Form of Government: Township Committee
Number of Members on Governing Body 3

PER CAPITA:

Gross Debt	124.76
Net Debt	20.87
Debt Service	
Total Tax Levy	352.63
Municipal Expenditures	323.45

PER CENT:

Gross Debt	.80
Net Debt	.13
Tax Levy Collected	93.76
Tax Levy Cancelled, Abated or Adjusted	

EXPENDITURES	
GENERAL GOVERNMENT	
Governing Body & Public Boards	
Municipal Clerk	13,000.00
Finoncial Administration	8,700.00
Assessment of Taxes	12,060.00
Collection of Taxes	11,160.00
Planning, Housing & Development	
Human Resources	
Elections	
Generol Administrotion (other)	137,000.00
JUDICIARY	
Municipal Courts	37,000.00
PUBLIC SAFETY	
Fire Protection	36,300.00
Police Protection	294,000.00
Civil Defense & Disaster Control	600.00
Environmentol Inspection & Control	17,500.00
Other Public Safety	
PUBLIC WORKS	
Streets and Drainage	310,400.00
Sewers and Sewoge Processing	
Garbage ond Trash Disposal	30,000.00
Public Buildings and Grounds	112,500.00
Other Public Works	
HEALTH and WELFARE	
Health Services Except Environmental	17,750.00
Welfare-Public Assistance	8,210.00
Hospitals, Clinics, First Aid	
Animal, Insect, & Rodent Control	3,000.00
Other Welfare Services	
RECREATION ond CONSERVATION	
Beaches and Boardwalks	
Porks, Playgrounds, Shade Trees	11,600.00
Land Reclamation & Conservotion	
Other Recreationol Services	3,500.00
EDUCATION (excluding schools)	
Libraries	2,800.00
Other Educationol Services	
STATUTORY EXPENDITURES	
Pensions & F. I. C. A.	45,000.00
Employee Fringe Benefits	15,000.00
Other Statutory Expenditures	2,500.00
CETA And Other Public Employment Programs	31,365.00
MUNICIPAL FUNCTIONS TOTAL	1,160,945.00
CAPITAL IMPROVEMENTS *MEMO*	20,000.00
DEBT SERVICE	
Principol Poyments	
Interest Payments	
DEFERRED CHARGES	40,310.59
SCHOOL, COUNTY, SPECIAL DISTRICT TAXES	1,447,129.65
RESERVE FOR UNCOLLECTED TAXES	139,109.60
EXPENDITURES TOTAL	2,787,494.84

REVENUES-REALIZED		
1980 Property Taxes Collected		1,368,908.51
1980 Payments in Lieu of Taxes		
Delinquent Tax & Lien Collections		52,334.87
Business Personalty Replocement Taxes		33,032.36
Taxes from Public Utilities		743,185.58
Other Miscellaneous Tax Revenues		
State Aid Revenues		23,662.37
Federal Aid Revenues		26,460.92
State and Local Fiscal Assistance Act Utilized		61,410.36
Sale of Acquired Property		
Other Miscellaneous Revenues		161,952.77
	Totol	2,470,947.74
Prior Years Surplus Appropriated		407,301.22
REVENUES	TOTAL	2,878,248.96
Reserve For Uncollected Taxes		139,109.60
CAPITAL OUTLAY	TOTAL	52,000.60
Public Enterprises		
Recreation—Culture		15,559.00
Public Works		36,441.60
Buildings and Grounds		
Library and Education		
Conservation		
All Other		

CAPITAL DEBT AUTHORIZED, DECEMBER 31, 1980

ISSUED AND UNISSUED	GROSS DEBT	NET DEBT
School	429,998	
Self-liquidating	525	
Other	86,500	86,500
Total	517,024	86,500

ISSUED AND OUTSTANDING	
School	407,998.44
Self-Liquidating	
Other	
Total	407,998.44
EQUALIZED VALUATION BASIS FOR NET DEBT COMPUTATION	64,332,470

REAL PROPERTY VALUATIONS

Code	Class	# of Parcels	% VAL'N	ASSESSED VALUATION
1	Vacant Land	159	2.40	1,007,900.00
2	Residential	1059	69.86	29,324,600.00
3	Farm	378	15.15	6,358,800.00
4a	Commercial	50	8.65	3,629,700.00
4b	Industrial	8	3.21	1,346,400.00
4c	Aportments	6	.73	306,500.00
Totol		1660		41,973,900.00

Land Area 14.89 Sq. Miles

Net Valuotion Taxable-Municipal	42,697,038
Net Voluotion Taxable-County	68,810,269
State Equalized Valuation	73,645,338
Stote Equalization Ratio	57.56

1980 PROPERTY TAX		
STATE EQUALIZED TAX RATE		
Local District School Taxes	.74	547,561.50
Regional & Consolidated School Tax	.63	464,958.65
School Taxes in Municipal Budget		
County Taxes	.57	424,611.81
County Library Toxes	.01	9,997.69
Local Municipal Purpose Taxes		
Veteran & Senior Citizen Taxes		30,700.00
Totol Toxes for Rote Computotion	1.95	1,477,829.65
Special District Taxes		
Bank Corp. Taxes		1,814.61
Added and Omitted Taxes		12,354.28
Total Toxes Levied - ABSTRACT		1,461,298.54
Total Toxes Billed		1,459,983.51
1980 TAXES COLLECTED		1,368,908.51
1980 Taxes Cancelled, Abated or Adjusted		
Transfer to Tax Title Liens or Foreclosed		515.28
Balance Outstanding Dec. 31, 1980		90,559.72

PRIOR YEARS TAXES OUTSTANDING	
Balance January 1, 1980	78,438.91
Collected in 1980	52,334.87
Cancelled, Abated or Adjusted 1980	2,750.71
Tronsfers to Tax Title Liens or Foreclosed	
Bolance December 31, 1980	23,353.33
TAX TITLE LIENS OUTSTANDING	
Balance January 1, 1980	1,398.40
Tronsfer From Taxes	515.28
Redeemed in 1980	
Cancelled, Abated or Adjusted (1980)	
Transfers to Foreclosed Property	
Balance December 31, 1980	1,913.68
PROPERTY ACQUIRED BY DEED OR FORECLOSURE	
Balance January 1, 1980	
Transfers From Taxes or Liens	
Sale for Cosh (1980)	
Cancelled, Abated or Adjusted (1980)	
Balance December 31, 1980	

CURRENT FINANCES DECEMBER 31, 1980	
ASSETS	
Cash Dec. 31, 1980	1,068,208.40
Taxes Receivoble	113,913.05
Tax Title Liens	1,913.68
Foreclosed Property	
Emergencies & Other Deferred Chorges	
State and Federal Aid Receivable	224.39
Other Receivables	32,838.88
Total	1,217,098.40
LIABILITIES, RESERVES, AND SURPLUS	
Cash Liabilities	292,448.65
Reserves for Receivables	148,665.61
Surplus Dec. 31, 1980	775,984.14
Total	1,217,098.40

1410

Population 1970	7,750
Population 1980	9,319
S & P Rating	
Moody Rating	A

General Tax Rate Per $100. 3.48

State Equalized Tax Rate 1.75

EAST HANOVER TOWNSHIP – MORRIS CO.

Form of Government:
Township Committee
Number of Members on Governing Body 5

PER CAPITA:		PER CENT:	
Gross Debt	2,661.51	Gross Debt	6.67
Net Debt	2,292.79	Net Debt	5.74
Debt Service	18.54	Tax Levy Collected	98.27
Total Tax Levy	772.19	Tax Levy Cancelled, Abated or Adjusted	.13
Municipal Expenditures	331.21		

EXPENDITURES

GENERAL GOVERNMENT	
Governing Body & Public Boards	
Municipal Clerk	
Financial Administration	39,540.64
Assessment of Taxes	23,263.16
Collection of Taxes	36,065.79
Planning, Housing & Development	24,633.28
Human Resources	18,225.38
Elections	3,371.93
General Administration (other)	479,030.45
JUDICIARY	
Municipal Courts	19,942.11
PUBLIC SAFETY	
Fire Protection	83,346.74
Police Protection	717,753.03
Civil Defense & Disaster Control	11,319.70
Environmental Inspection & Control	54,512.30
Other Public Safety	
PUBLIC WORKS	
Streets and Drainage	272,381.01
Sewers and Sewage Processing	
Garbage and Trash Disposal	24,166.00
Public Buildings and Grounds	68,208.26
Other Public Works	47,955.00
HEALTH and WELFARE	
Health Services Except Environmental	70,063.59
Welfare-Public Assistance	4,927.00
Hospitals, Clinics, First Aid	4,200.00
Animal, Insect, & Rodent Control	7,133.11
Other Welfare Services	
RECREATION and CONSERVATION	
Beaches and Boardwalks	
Parks, Playgrounds, Shade Trees	2,522.00
Land Reclamation & Conservation	3,358.50
Other Recreational Services	176,698.71
EDUCATION (excluding schools)	
Libraries	68,000.00
Other Educational Services	
STATUTORY EXPENDITURES	
Pensions & F. I. C. A.	160,699.22
Employee Fringe Benefits	81,670.92
Other Statutory Expenditures	11,389.17
CETA And Other Public Employment Programs	
MUNICIPAL FUNCTIONS TOTAL	2,514,377.00
CAPITAL IMPROVEMENTS *MEMO*	80,000.00
DEBT SERVICE	
Principal Payments	45,000.00
Interest Payments	127,809.20
DEFERRED CHARGES	152,400.21
SCHOOL, COUNTY, SPECIAL DISTRICT TAXES	6,538,144.24
RESERVE FOR UNCOLLECTED TAXES	246,997.66
EXPENDITURES TOTAL	9,624,728.31

REVENUES-REALIZED

1980 Property Taxes Collected	7,081,101.49
1980 Payments in Lieu of Taxes	
Delinquent Tax & Lien Collections	77,891.89
Business Personalty Replacement Taxes	279,511.80
Taxes from Public Utilities	1,422,456.00
Other Miscellaneous Tax Revenues	
State Aid Revenues	55,111.08
Federal Aid Revenues	
State and Local Fiscal Assistance Act Utilized	119,541.00
Sale of Acquired Property	
Other Miscellaneous Revenues	370,402.28
Total	9,406,015.54
Prior Years Surplus Appropriated	700,000.00
REVENUES TOTAL	10,106,015.54
Reserve For Uncollected Taxes	246,997.66
CAPITAL OUTLAY TOTAL	815,935.88
Public Enterprises	11,644.76
Recreation—Culture	6,006.17
Public Works	781,077.45
Buildings and Grounds	17,207.50
Library and Education	
Conservation	
All Other	

CAPITAL DEBT AUTHORIZED, DECEMBER 31, 1980

ISSUED AND UNISSUED	GROSS DEBT	NET DEBT
School	2,945,819	
Self-liquidating	1,394,000	903,707
Other	20,462,790	20,462,790
Total	24,802,609	21,366,497

ISSUED AND OUTSTANDING	
School	2,945,819.34
Self-Liquidating	1,394,000.00
Other	8,141,000.00
Total	12,480,819.34
EQUALIZED VALUATION BASIS FOR NET DEBT COMPUTATION	371,944,645

REAL PROPERTY VALUATIONS

Code	Class	# of Parcels	% VAL'N	ASSESSED VALUATION
1	Vacant Land	427	4.71	9,493,600.00
2	Residential	2422	44.63	89,958,600.00
3	Farm	25	.33	671,000.00
4a	Commercial	136	43.66	87,984,700.00
4b	Industrial	38	6.67	13,435,100.00
4c	Apartments			
Total		3048		201,543,000.00

Land Area 8.21 Sq. Miles

Net Valuation Taxable-Municipal	202,809,841
Net Valuation Taxable-County	465,497,291
State Equalized Valuation	400,284,056
State Equalization Ratio	50.51

1980 PROPERTY TAX

STATE EQUALIZED TAX RATE		
Local District School Taxes	.74	2,970,372.00
Regional & Consolidated School Tax	.47	1,886,193.40
School Taxes in Municipal Budget		
County Taxes	.42	1,681,578.84
County Library Taxes		
Local Municipal Purpose Taxes	.12	500,503.94
Veteran & Senior Citizen Taxes		62,020.00
Total Taxes for Rate Computation	1.75	7,100,668.18
Special District Taxes		
Bank Corp. Taxes		8,955.14
Added and Omitted Taxes		148,423.04
Total Taxes Levied - ABSTRACT		7,196,026.36
Total Taxes Billed		7,205,787.50
1980 TAXES COLLECTED		7,081,101.49
1980 Taxes Cancelled, Abated or Adjusted		9,541.51
Transfer to Tax Title Liens or Foreclosed		11,195.16
Balance Outstanding Dec. 31, 1980		103,949.74

PRIOR YEARS TAXES OUTSTANDING

Balance January 1, 1980	80,965.90
Collected in 1980	77,587.20
Cancelled, Abated or Adjusted 1980	384.75
Transfers to Tax Title Liens or Foreclosed	2,993.05
Balance December 31, 1980	

TAX TITLE LIENS OUTSTANDING

Balance January 1, 1980	46,263.88
Transfer From Taxes	14,611.42
Redeemed in 1980	304.69
Cancelled, Abated or Adjusted (1980)	405.86
Transfers to Foreclosed Property	
Balance December 31, 1980	60,164.75

PROPERTY ACQUIRED BY DEED OR FORECLOSURE

Balance January 1, 1980	24,100.00
Transfers From Taxes or Liens	
Sale for Cash (1980)	
Cancelled, Abated or Adjusted (1980)	
Balance December 31, 1980	24,100.00

CURRENT FINANCES DECEMBER 31, 1980

ASSETS

Cash Dec. 31, 1980	1,210,097.61
Taxes Receivable	103,949.74
Tax Title Liens	60,164.75
Foreclosed Property	24,100.00
Emergencies & Other Deferred Charges	312,185.76
State and Federal Aid Receivable	6,627.45
Other Receivables	52,890.66
Total	1,870,015.97

LIABILITIES, RESERVES, AND SURPLUS

Cash Liabilities	588,244.59
Reserves for Receivables	241,105.15
Surplus Dec. 31, 1980	1,040,666.23
Total	1,870,015.97

1980 3000

0902

Population 1970 1,925
Population 1980 1,923
S & P Rating
Moody Rating

General Tax Rate Per $100. 5.57
State Equalized Tax Rate 4.34

EAST NEWARK BOROUGH – HUDSON CO.

Form of Government:
Borough Council
Number of Members on Governing Body 6

PER CAPITA:		PER CENT:	
Gross Debt	156.97	Gross Debt	1.52
Net Debt	156.97	Net Debt	1.52
Debt Service	2.97	Tax Levy Collected	97.86
Total Tax Levy	496.82	Tax Levy Cancelled, Abated or Adjusted	1.28
Municipal Expenditures	364.31		

EXPENDITURES	
GENERAL GOVERNMENT	
Governing Body & Public Boards	
Municipal Clerk	
Financial Administration	10,350.00
Assessment of Taxes	5,095.00
Collection of Taxes	5,150.00
Planning, Housing & Development	
Human Resources	13,576.00
Elections	842.00
General Administration (other)	111,862.00
JUDICIARY	
Municipal Courts	15,750.00
PUBLIC SAFETY	
Fire Protection	21,970.00
Police Protection	220,935.00
Civil Defense & Disaster Control	
Environmental Inspection & Control	1,200.00
Other Public Safety	
PUBLIC WORKS	
Streets and Drainage	23,124.00
Sewers and Sewage Processing	72,298.00
Garbage and Trash Disposal	33,316.00
Public Buildings and Grounds	17,825.00
Other Public Works	6,857.00
HEALTH and WELFARE	
Health Services Except Environmental	8,000.00
Welfare-Public Assistance	6,450.00
Hospitals, Clinics, First Aid	
Animal, Insect, & Rodent Control	
Other Welfare Services	
RECREATION and CONSERVATION	
Beaches and Boardwalks	
Parks, Playgrounds, Shade Trees	9,060.00
Land Reclamation & Conservation	
Other Recreational Services	500.00
EDUCATION (excluding schools)	
Libraries	
Other Educational Services	
STATUTORY EXPENDITURES	
Pensions & F. I. C. A.	44,535.00
Employee Fringe Benefits	14,000.00
Other Statutory Expenditures	5,000.00
CETA And Other Public Employment Programs	
MUNICIPAL FUNCTIONS TOTAL	647,695.00
CAPITAL IMPROVEMENTS *MEMO*	
DEBT SERVICE	
Principal Payments	
Interest Payments	5,715.82
DEFERRED CHARGES	34,648.84
SCHOOL, COUNTY, SPECIAL DISTRICT TAXES	611,581.90
RESERVE FOR UNCOLLECTED TAXES	12,503.84
EXPENDITURES TOTAL	1,312,145.40

REVENUES-REALIZED		
1980 Property Taxes Collected		931,767.65
1980 Payments in Lieu of Taxes		
Delinquent Tax & Lien Collections		7,802.06
Business Personalty Replacement Taxes		223,316.52
Taxes from Public Utilities		70,519.00
Other Miscellaneous Tax Revenues		
State Aid Revenues		17,795.40
Federal Aid Revenues		
State and Local Fiscal Assistance Act Utilized		53,603.00
Sale of Acquired Property		
Other Miscellaneous Revenues		57,854.60
	Total	1,362,658.23
Prior Years Surplus Appropriated		38,400.00
REVENUES	TOTAL	1,401,058.23
Reserve For Uncollected Taxes		12,503.84
CAPITAL OUTLAY	TOTAL	384.48
Public Enterprises		
Recreation—Culture		
Public Works		384.48
Buildings and Grounds		
Library and Education		
Conservation		
All Other		

CAPITAL DEBT AUTHORIZED, DECEMBER 31, 1980

ISSUED AND UNISSUED	GROSS DEBT	NET DEBT
School		
Self-liquidating		
Other	301,850	301,850
Total	301,850	301,850
ISSUED AND OUTSTANDING		
School		
Self-Liquidating		
Other		67,000.00
Total		67,000.00

EQUALIZED VALUATION BASIS FOR NET DEBT COMPUTATION	19,895,953

REAL PROPERTY VALUATIONS

Code	Class	# of Parcels	% VAL'N	ASSESSED VALUATION
1	Vacant Land	8	1.14	177,025.00
2	Residential	312	54.02	8,414,900.00
3	Farm			
4a	Commercial	46	11.76	1,832,000.00
4b	Industrial	8	30.56	4,760,414.00
4c	Apartments	8	2.53	394,100.00
Total		382		15,578,439.00

Land Area .10 Sq. Miles

Net Valuation Taxable-Municipal	15,747,070
Net Valuation Taxable-County	25,918,204
State Equalized Valuation	20,153,800
State Equalization Ratio	77.95

1980 PROPERTY TAX			
STATE EQUALIZED TAX RATE			
Local District School Taxes	1.50		303,819.50
Regional & Consolidated School Tax			
School Taxes in Municipal Budget			
County Taxes	1.52	*	307,762.40
County Library Taxes			
Local Municipal Purpose Taxes	1.31		264,769.58
Veteran & Senior Citizen Taxes			14,040.00
Total Taxes for Rate Computation	4.33		890,391.48
Special District Taxes			
Bank Corp. Taxes			3,250.58
Added and Omitted Taxes			75,786.71
Total Taxes Levied - ABSTRACT			965,388.77
Total Taxes Billed			952,138.19
1980 TAXES COLLECTED			931,767.65
1980 Taxes Cancelled, Abated or Adjusted			12,197.57
Transfer to Tax Title Liens or Foreclosed			1,608.58
Balance Outstanding Dec. 31, 1980			6,564.39
PRIOR YEARS TAXES OUTSTANDING			
Balance January 1, 1980			7,828.92
Collected in 1980			7,802.06
Cancelled, Abated or Adjusted 1980			26.86
Transfers to Tax Title Liens or Foreclosed			
Balance December 31, 1980			
TAX TITLE LIENS OUTSTANDING			
Balance January 1, 1980			10,090.77
Transfer From Taxes			1,608.58
Redeemed in 1980			
Cancelled, Abated or Adjusted (1980)			
Transfers to Foreclosed Property			
Balance December 31, 1980			11,699.35
PROPERTY ACQUIRED BY DEED OR FORECLOSURE			
Balance January 1, 1980			
Transfers From Taxes or Liens			
Sale for Cash (1980)			
Cancelled, Abated or Adjusted (1980)			
Balance December 31, 1980			

CURRENT FINANCES DECEMBER 31, 1980	
ASSETS	
Cash Dec. 31, 1980	185,422.75
Taxes Receivable	6,564.39
Tax Title Liens	11,699.35
Foreclosed Property	
Emergencies & Other Deferred Charges	2,114.40
State and Federal Aid Receivable	10,311.11
Other Receivables	74,760.74
Total	290,872.74
LIABILITIES, RESERVES, AND SURPLUS	
Cash Liabilities	98,344.65
Reserves for Receivables	93,024.48
Surplus Dec. 31, 1980	99,503.61
Total	290,872.74

1980/3000

*Includes County Health Service Taxes or County Vocational School Taxes. See Table 13, pgs. 675, 676.

0705

Population 1970 75,545
Population 1980 77,025
S & P Rating
Moody Rating BAA-1

General Tax Rate Per $100. 8.22
State Equolized Tax Rate 6.89

EAST ORANGE CITY – ESSEX CO.

Form of Government:
City Charter Act (P.L. 1908 c.250)
Number of Members on Governing Body 9

PER CAPITA:		PER CENT:	
Gross Debt	447.53	Gross Debt	7.65
Net Debt	188.32	Net Debt	3.22
Debt Service	52.37	Tax Levy Collected	97.13
Total Tax Levy	429.88	Tax Levy Cancelled, Abated or Adjusted	2.87
Municipol Expenditures	535.17		

EXPENDITURES	
GENERAL GOVERNMENT	
Governing Body & Public Boards	307,796.54
Municipal Clerk	145,237.00
Financial Administrotion	299,443.00
Assessment of Taxes	219,738.00
Collection of Taxes	157,674.07
Plonning, Housing & Development	165,066.50
Human Resources	2,338,143.96
Elections	12,550.00
General Administrotion (other)	2,884,809.27
JUDICIARY	
Municipal Courts	584,120.00
PUBLIC SAFETY	
Fire Protection	4,251,596.00
Police Protection	5,020,497.00
Civil Defense & Disaster Control	4,119.56
Environmental Inspection & Control	183,799.00
Other Public Safety	57,469.00
PUBLIC WORKS	
Streets and Drainage	1,482,836.00
Sewers and Sewage Processing	907,694.14
Garbage and Trash Disposal	1,061,971.00
Public Buildings and Grounds	1,817,957.00
Other Public Works	
HEALTH and WELFARE	
Health Services Except Environmental	1,645,763.00
Welfare-Public Assistance	571,426.00
Hospitals, Clinics, First Aid	
Animal, Insect, & Rodent Control	49,134.12
Other Welfare Services	93,847.00
RECREATION and CONSERVATION	
Beaches and Boardwalks	
Parks, Playgrounds, Shode Trees	827,628.00
Land Reclamation & Conservation	
Other Recreational Services	522,972.15
EDUCATION (excluding schools)	
Libraries	941,120.00
Other Educational Services	36,577.85
STATUTORY EXPENDITURES	
Pensions & F. I. C. A.	3,176,466.43
Employee Fringe Benefits	809,000.00
Other Statutory Expenditures	50,000.00
CETA And Other Public Employment Programs	2,335,353.00
MUNICIPAL FUNCTIONS TOTAL	32,961,804.59
CAPITAL IMPROVEMENTS *MEMO*	24,237.00
DEBT SERVICE	
Principal Payments	1,920,000.00
Interest Payments	2,113,705.38
TYPE I SCHL DEBT *MEMO	2,578,333.62
DEFERRED CHARGES	862,640.42
SCHOOL, COUNTY, SPECIAL DISTRICT TAXES	14,711,011.27
RESERVE FOR UNCOLLECTED TAXES	3,362,978.36
EXPENDITURES TOTAL	55,932,140.02

REVENUES-REALIZED	
1980 Property Toxes Collected	28,816,170.72
1980 Payments in Lieu of Taxes	584,281.88
Delinquent Tax & Lien Collections	2,138,500.40
Business Personalty Replocement Toxes	1,418,776.76
Taxes from Public Utilities	2,163,348.00
Other Miscellaneous Tax Revenues	232,413.71
Stote Aid Revenues	6,676,964.76
Federal Aid Revenues	2,530,671.99
State and Local Fiscol Assistance Act Utilized	1,078,296.00
Sale of Acquired Property	1,334,440.00
Other Miscellaneous Revenues	3,440,190.38
Total	50,414,054.60
Prior Years Surplus Appropriated	
REVENUES TOTAL	50,414,054.60
Reserve For Uncollected Toxes	3,362,978.36
CAPITAL OUTLAY TOTAL	2,884,659.42
Public Enterprises	26,994.38
Recreation—Culture	
Public Works	255,544.95
Buildings and Grounds	409,120.09
Library and Education	2,193,000.00
Conservation	
All Other	

CAPITAL DEBT AUTHORIZED, DECEMBER 31, 1980

ISSUED AND UNISSUED	GROSS DEBT	NET DEBT
School	19,082,880	
Self-liquidating	512,500	
Other	14,875,612	14,505,110
Total	34,470,992	14,505,110

ISSUED AND OUTSTANDING	
School	16,950,880.00
Self-Liquidating	200,000.00
Other	11,053,500.00
Total	28,204,380.00
EQUALIZED VALUATION BASIS FOR NET DEBT COMPUTATION	450,364,513

REAL PROPERTY VALUATIONS

Code	Class	# of Parcels	% VAL'N	ASSESSED VALUATION
1	Vocant Land	351	.90	3,422,300.00
2	Residential	8165	47.22	178,712,300.00
3	Farm			
4a	Commercial	713	22.91	86,711,000.00
4b	Industrial	40	2.06	7,792,900.00
4c	Apartments	376	26.91	101,867,300.00
Total		9645		378,505,800.00

Land Area 4.00 Sq. Miles

Net Valuation Taxable-Municipal	399,535,500
Net Valuation Taxable-County	489,886,803
State Equolized Valuation	472,746,758
State Equalization Ratio	83.88

1980 PROPERTY TAX	STATE EQUALIZED TAX RATE	
Locol District School Toxes	1.65	7,865,565.00
Regional & Consolidated School Tax		
School Taxes in Municipol Budget	.16	740,433.80
County Taxes	1.28	6,105,012.47
County Library Taxes		
Locol Municipal Purpose Taxes	3.81	18,130,337.14
Veteran & Senior Citizen Taxes		195,890.00
Total Taxes for Rate Computation	6.90	33,037,238.41
Special District Taxes		
Bank Corp. Taxes		41,127.89
Added and Omitted Taxes		229,201.08
Total Taxes Levied - ABSTRACT		33,111,677.38
Total Taxes Billed		33,071,019.18
1980 TAXES COLLECTED		28,816,170.72
1980 Taxes Cancelled, Abated or Adjusted		947,639.51
Transfer to Tax Title Liens or Foreclosed		1,488,996.12
Balance Outstanding Dec. 31, 1980		1,818,212.83
PRIOR YEARS TAXES OUTSTANDING		
Balance January 1, 1980		2,030,182.66
Collected in 1980		1,352,253.54
Cancelled, Abated or Adjusted 1980		862.84
Transfers to Tax Title Liens or Foreclosed		604,305.71
Balance December 31, 1980		72,760.57
TAX TITLE LIENS OUTSTANDING		
Balance January 1, 1980		4,461,157.17
Transfer Fram Taxes		1,691,099.30
Redeemed in 1980		787,392.33
Cancelled, Abated or Adjusted (1980)		116,174.07
Transfers to Foreclosed Property		1,927,397.75
Balance December 31, 1980		3,321,292.32
PROPERTY ACQUIRED BY DEED OR FORECLOSURE		
Balance January 1, 1980		5,977,508.14
Transfers From Taxes or Liens		2,365,906.86
Sale for Cash (1980)		
Cancelled, Abated or Adjusted (1980)		4,764,815.00
Balance December 31, 1980		3,578,600.00

CURRENT FINANCES DECEMBER 31, 1980 ASSETS	
Cash Dec. 31, 1980	3,300,095.03
Taxes Receivable	1,890,973.40
Tax Title Liens	3,321,292.32
Foreclosed Property	3,578,600.00
Emergencies & Other Deferred Charges	2,017,827.12
Stote and Federal Aid Receivable	868,212.16
Other Receivables	1,041,668.30
Total	16,018,668.23
LIABILITIES, RESERVES, AND SURPLUS	
Cash Liabilities	6,056,583.62
Reserves for Receivables	9,832,533.92
Surplus Dec. 31, 1980	129,550.69
Total	16,018,668.23

1980 3000

* ABOVE DEBT SERVICE INCLUDES TYPE I SCHOOL DEBT

0212

Population 1970	8,540
Population 1980	7,849
S & P Rating	
Moody Rating	A

Generol Tax Rate Per $100. 1.52

Stote Equolized Tax Rate 1.34

EAST RUTHERFORD BOROUGH – BERGEN CO.

Form of Government:
Borough Council
Number of Members on Governing Body 6

PER CAPITA:		PER CENT:	
Gross Debt	797.66	Gross Debt	3.02
Net Debt	615.74	Net Debt	2.33
Debt Service	47.63	Tox Levy Collected	93.80
Totol Tox Levy	405.78	Tox Levy Cancelled, Abated or Adjusted	.05
Municipol Expenditures	542.04		

EXPENDITURES	
GENERAL GOVERNMENT	
Governing Body & Public Boords	29,700.00
Municipol Clerk	
Finoncial Administrotion	35,900.00
Assessment of Toxes	17,371.38
Collection of Toxes	30,108.00
Planning, Housing & Development	8,620.00
Humon Resources	
Elections	1,250.00
Generol Administrotion (other)	313,277.89
JUDICIARY	
Municipol Courts	37,457.00
PUBLIC SAFETY	
Fire Protection	148,020.90
Police Protection	670,240.69
Civil Defense & Disoster Control	20.00
Environmentol Inspection & Control	8,091.44
Other Public Sofety	1,200.00
PUBLIC WORKS	
Streets ond Drainage	489,075.57
Sewers ond Sewoge Processing	691,593.40
Gorboge ond Trosh Disposal	225,144.61
Public Buildings ond Grounds	98,135.19
Other Public Works	18,691.35
HEALTH and WELFARE	
Health Services Except Environmental	21,742.00
Welfore-Public Assistonce	5,089.00
Hospitols, Clinics, First Aid	
Animol, Insect, & Rodent Control	
Other Welfare Services	
RECREATION ond CONSERVATION	
Beoches ond Boordwolks	
Porks, Ploygrounds, Shode Trees	100.00
Lond Reclomation & Conservation	
Other Recreotional Services	49,755.00
EDUCATION (excluding schools)	
Librories	73,200.00
Other Educotional Services	
STATUTORY EXPENDITURES	
Pensions & F. I. C. A.	173,278.41
Employee Fringe Benefits	145,500.00
Other Stotutory Expenditures	7,105.00
CETA And Other Public Employment Programs	69,600.00
MUNICIPAL FUNCTIONS TOTAL	3,369,266.83
CAPITAL IMPROVEMENTS *MEMO*	25,000.00
DEBT SERVICE	
Principol Poyments	250,000.00
Interest Poyments	123,812.86
DEFERRED CHARGES	319,409.07
SCHOOL, COUNTY, SPECIAL DISTRICT TAXES	3,163,018.09
RESERVE FOR UNCOLLECTED TAXES	191,953.97
EXPENDITURES TOTAL	7,417,460.82

REVENUES-REALIZED	
1980 Property Toxes Collected	2,987,532.79
1980 Poyments in Lieu of Toxes	888,000.00
Delinquent Tox & Lien Collections	40,042.45
Business Personolty Replacement Taxes	406,957.44
Toxes from Public Utilities	921,884.00
Other Miscelloneous Tax Revenues	
Stote Aid Revenues	61,136.27
Federol Aid Revenues	69,014.72
Stote ond Locol Fiscal Assistonce Act Utilized	102,382.00
Sole of Acquired Property	
Other Miscelloneous Revenues	1,600,849.49
Total	7,077,799.16
Prior Yeors Surplus Appropriated	
REVENUES TOTAL	7,077,799.16
Reserve For Uncollected Toxes	191,953.97
CAPITAL OUTLAY TOTAL	916,126.77
Public Enterprises	
Recreotion—Culture	19,028.04
Public Works	116,802.94
Buildings ond Grounds	780,295.79
Library ond Education	
Conservation	
All Other	

CAPITAL DEBT AUTHORIZED, DECEMBER 31, 1980

ISSUED AND UNISSUED	GROSS DEBT	NET DEBT
School	1,220,980	
Self-liquidoting		
Other	5,039,848	4,832,911
Totol	6,260,829	4,832,911

ISSUED AND OUTSTANDING	
School	1,220,980.75
Self-Liquidating	
Other	3,259,150.00
Total	4,480,130.75
EQUALIZED VALUATION BASIS FOR NET DEBT COMPUTATION	207,509,762

REAL PROPERTY VALUATIONS

Code	Class	# of Parcels	% VAL'N	ASSESSED VALUATION
1	Vocont Lond	147	9.48	19,293,100.00
2	Residentiol	1493	26.57	54,074,500.00
3	Form			
4o	Commercial	178	10.24	20,837,400.00
4b	Industrial	124	48.78	99,271,100.00
4c	Aportments	26	4.92	10,020,200.00
Total		1968		203,496,300.00

Lond Areo 3.70 Sq. Miles

Net Voluotion Toxoble-Municipal	208,643,253
Net Voluotion Toxoble-County	243,744,111
Stote Equolized Voluotion	234,513,215
Stote Equolizotion Ratio	88.73

1980 PROPERTY TAX		
STATE EQUALIZED TAX RATE		
Local District School Toxes	.66	1,558,998.19
Regionol & Consolidoted School Tox	.32	741,681.22
School Toxes in Municipal Budget		
County Toxes	.37	862,338.68
County Librory Toxes		
Local Municipol Purpose Taxes		254.60
Veteron & Senior Citizen Taxes		68,700.00
Totol Toxes for Rote Computotion	1.35	3,231,972.69
Speciol District Toxes		
Bank Corp. Taxes		4,842.92
Added ond Omitted Taxes		16,889.10
Totol Toxes Levied - ABSTRACT		3,185,004.71
Totol Toxes Billed		3,188,266.54
1980 TAXES COLLECTED		2,987,532.79
1980 Toxes Concelled, Abated or Adjusted		16,311.96
Transfer to Tox Title Liens or Foreclosed		110,709.20
Bolonce Outstonding Dec. 31, 1980		73,712.59

PRIOR YEARS TAXES OUTSTANDING	
Bolonce Jonuory 1, 1980	553,844.98
Collected in 1980	34,373.28
Concelled, Aboted or Adjusted 1980	
Transfers to Tox Title Liens or Foreclosed	
Bolonce December 31, 1980	519,471.70
TAX TITLE LIENS OUTSTANDING	
Bolonce Jonuary 1, 1980	1,001,382.09
Transfer From Taxes	110,709.20
Redeemed in 1980	5,669.17
Concelled, Aboted or Adjusted (1980)	
Transfers to Foreclosed Property	
Bolonce December 31, 1980	1,106,422.12
PROPERTY ACQUIRED BY DEED OR FORECLOSURE	
Bolonce Jonuory 1, 1980	3,000.00
Transfers From Taxes or Liens	
Sole for Cosh (1980)	
Concelled, Abated or Adjusted (1980)	
Bolonce December 31, 1980	3,000.00

CURRENT FINANCES DECEMBER 31, 1980 ASSETS	
Cosh Dec. 31, 1980	1,120,201.26
Taxes Receivoble	593,184.29
Tax Title Liens	1,106,422.12
Foreclosed Property	3,000.00
Emergencies & Other Deferred Charges	94,697.08
Stote and Federal Aid Receivable	4,817.21
Other Receivables	536,299.40
Total	3,458,621.36
LIABILITIES, RESERVES, AND SURPLUS	
Cash Liobilities	1,102,036.13
Reserves for Receivables	2,238,905.81
Surplus Dec. 31, 1980	117,679.42
Total	3,458,621.36

1980-3000

1101

Population 1970 11,965
Population 1980 21,041
S & P Rating
Moody Rating A

General Tax Rate Per $100. 4.40
State Equalized Tax Rate 3.15

EAST WINDSOR TOWNSHIP — MERCER CO.

Form of Government:
Council-Manager Plan E (OMCL50)
Number of Members on Governing Body 7

PER CAPITA:		PER CENT:	
Gross Debt	902.18	Gross Debt	5.46
Net Debt	321.02	Net Debt	1.94
Debt Service	23.57	Tax Levy Collected	93.33
Total Tax Levy	577.26	Tax Levy Cancelled, Abated or Adjusted	1.26
Municipal Expenditures	232.05		

EXPENDITURES	
GENERAL GOVERNMENT	
Governing Body & Public Boards	72,535.00
Municipal Clerk	66,180.00
Financial Administration	120,598.00
Assessment of Taxes	68,125.00
Collection of Taxes	
Planning, Housing & Development	52,967.00
Human Resources	
Elections	4,902.00
General Administration (other)	492,521.00
JUDICIARY	
Municipal Courts	70,944.00
PUBLIC SAFETY	
Fire Protection	71,800.00
Police Protection	1,304,465.00
Civil Defense & Disaster Control	150.00
Environmental Inspection & Control	99,003.00
Other Public Safety	
PUBLIC WORKS	
Streets and Drainage	337,402.00
Sewers and Sewage Processing	
Garbage and Trash Disposal	
Public Buildings and Grounds	180,160.00
Other Public Works	167,276.42
HEALTH and WELFARE	
Health Services Except Environmental	63,889.00
Welfare-Public Assistance	10,648.00
Hospitals, Clinics, First Aid	
Animal, Insect, & Rodent Control	15,300.00
Other Welfare Services	
RECREATION and CONSERVATION	
Beaches and Boardwalks	
Parks, Playgrounds, Shade Trees	14,176.00
Land Reclamation & Conservation	1,090.00
Other Recreational Services	95,505.00
EDUCATION (excluding schools)	
Libraries	3,746.00
Other Educational Services	
STATUTORY EXPENDITURES	
Pensions & F. I. C. A.	264,676.00
Employee Fringe Benefits	
Other Statutory Expenditures	9,000.00
CETA And Other Public Employment Programs	8,773.00
MUNICIPAL FUNCTIONS TOTAL	3,595,831.42
CAPITAL IMPROVEMENTS *MEMO*	42,408.04
DEBT SERVICE	
Principal Payments	285,000.00
Interest Payments	211,000.00
DEFERRED CHARGES	1,124.54
SCHOOL, COUNTY, SPECIAL DISTRICT TAXES	9,881,130.72
RESERVE FOR UNCOLLECTED TAXES	789,565.00
EXPENDITURES TOTAL	14,763,651.68

REVENUES-REALIZED	
1980 Property Taxes Collected	11,327,627.16
1980 Payments in Lieu of Taxes	
Delinquent Tax & Lien Collections	448,357.59
Business Personalty Replacement Taxes	283,939.52
Taxes from Public Utilities	641,859.00
Other Miscellaneous Tax Revenues	
State Aid Revenues	181,168.68
Federal Aid Revenues	6,505.56
State and Local Fiscal Assistance Act Utilized	286,746.42
Sale of Acquired Property	
Other Miscellaneous Revenues	798,596.71
Total	13,974,800.64
Prior Years Surplus Appropriated	425,000.00
REVENUES TOTAL	14,399,800.64
Reserve For Uncollected Taxes	789,565.00
CAPITAL OUTLAY TOTAL	753,667.79
Public Enterprises	
Recreation—Culture	2,421.50
Public Works	513,475.72
Buildings and Grounds	237,770.57
Library and Education	
Conservation	
All Other	

CAPITAL DEBT AUTHORIZED, DECEMBER 31, 1980

ISSUED AND UNISSUED	GROSS DEBT	NET DEBT
School	12,227,954	
Self-liquidating		
Other	6,754,492	6,754,492
Total	18,982,447	6,754,492

ISSUED AND OUTSTANDING	
School	12,227,954.49
Self-Liquidating	
Other	6,121,000.00
Total	18,348,954.49
EQUALIZED VALUATION BASIS FOR NET DEBT COMPUTATION	347,766,032

REAL PROPERTY VALUATIONS

Code	Class	# of Parcels	% VAL'N	ASSESSED VALUATION
1	Vacant Land	328	2.64	7,068,600.00
2	Residential	4041	54.69	146,668,070.00
3	Farm	260	1.95	5,238,700.00
4a	Commercial	134	18.91	50,704,900.00
4b	Industrial	12	7.55	20,254,200.00
4c	Apartments	20	14.27	38,266,850.00
Total		4795		268,201,320.00

Land Area 15.60 Sq. Miles

Net Valuation Taxable-Municipal	270,807,853
Net Valuation Taxable-County	355,028,129
State Equalized Valuation	376,666,979
State Equalization Ratio	71.70

1980 PROPERTY TAX		
STATE EQUALIZED TAX RATE ↓		
Local District School Taxes		
Regional & Consolidated School Tax	1.67	6,324,638.28
School Taxes in Municipal Budget		
County Taxes	.86	3,252,166.61
County Library Taxes	.04	149,325.83
Local Municipal Purpose Taxes	.58	2,178,334.00
Veteran & Senior Citizen Taxes		42,050.00
Total Taxes for Rate Computation	3.15	11,946,514.72
Special District Taxes		155,000.00
Bank Corp. Taxes		8,538.40
Added and Omitted Taxes		78,178.25
Total Taxes Levied - ABSTRACT		12,146,181.37
Total Taxes Billed		12,137,642.97
1980 TAXES COLLECTED		11,327,627.16
1980 Taxes Cancelled, Abated or Adjusted		153,357.67
Transfer to Tax Title Liens or Foreclosed		6,003.13
Balance Outstanding Dec. 31, 1980		650,655.01
PRIOR YEARS TAXES OUTSTANDING		
Balance January 1, 1980		1,411,705.31
Collected in 1980		411,560.38
Cancelled, Abated or Adjusted 1980		69,108.94
Transfers to Tax Title Liens or Foreclosed		
Balance December 31, 1980		931,035.99
TAX TITLE LIENS OUTSTANDING		
Balance January 1, 1980		62,312.93
Transfer From Taxes		6,003.13
Redeemed in 1980		36,797.21
Cancelled, Abated or Adjusted (1980)		
Transfers to Foreclosed Property		
Balance December 31, 1980		31,518.85
PROPERTY ACQUIRED BY DEED OR FORECLOSURE		
Balance January 1, 1980		585,600.00
Transfers From Taxes or Liens		
Sale for Cash (1980)		51,000.00
Cancelled, Abated or Adjusted (1980)		463,400.00
Balance December 31, 1980		71,200.00
CURRENT FINANCES DECEMBER 31, 1980		
ASSETS		
Cash Dec. 31, 1980		2,401,991.46
Taxes Receivable		1,581,691.00
Tax Title Liens		31,518.85
Foreclosed Property		71,200.00
Emergencies & Other Deferred Charges		7,000.00
State and Federal Aid Receivable		8,674.98
Other Receivables		197,528.41
Total		4,299,604.70
LIABILITIES, RESERVES, AND SURPLUS		
Cash Liabilities		1,222,341.15
Reserves for Receivables		1,864,238.26
Surplus Dec. 31, 1980		1,213,025.29
Total		4,299,604.70

1980 3000

0311

Population 1970 2,300
Population 1980 3,814
S & P Rating
Maady Rating

General Tax Rate Per $100. 3.33
State Equalized Tox Rate 2.89

EASTAMPTON TOWNSHIP — BURLINGTON CO.

Form of Government:
Township Committee
Number of Members on Governing Body 3

PER CAPITA:
Gross Debt 510.07
Net Debt 146.99
Debt Service
Total Tax Levy 382.31
Municipal Expenditures 188.75

PER CENT:
Gross Debt 4.35
Net Debt 1.25
Tax Levy Collected 94.47
Tax Levy Concelled, Abated or Adjusted .22

EXPENDITURES	
GENERAL GOVERNMENT	
Gaverning Body & Public Baards	
Municipal Clerk	
Financial Administration	13,115.00
Assessment of Taxes	3,460.00
Collectian af Taxes	10,055.00
Planning, Housing & Development	2,135.00
Human Resaurces	
Elections	2,500.00
Geńeral Administratian (other)	106,634.25
JUDICIARY	
Municipal Caurts	14,390.00
PUBLIC SAFETY	
Fire Pratectian	30,460.00
Police Pratectian	203,517.00
Civil Defense & Disoster Control	1,320.00
Enviranmental Inspection & Cantral	3,695.00
Other Public Safety	
PUBLIC WORKS	
Streets and Drainage	62,860.00
Sewers and Sewage Processing	60,000.00
Gorboge and Trash Disposal	11,625.00
Public Buildings and Graunds	16,150.00
Other Public Warks	3,282.00
HEALTH and WELFARE	
Health Services Except Environmentol	470.00
Welfare-Public Assistance	7,138.46
Hospitals, Clinics, First Aid	
Animal, Insect, & Radent Cantrol	250.00
Other Welfare Services	
RECREATION and CONSERVATION	
Beaches and Baardwalks	
Parks, Playgraunds, Shade Trees	6,810.00
Land Reclamotion & Conservotion	50.00
Other Recreational Services	2,025.00
EDUCATION (excluding schools)	
Libraries	
Other Educotionol Services	
STATUTORY EXPENDITURES	
Pensians & F. I. C. A.	22,700.00
Employee Fringe Benefits	
Other Statutary Expenditures	1,300.00
CETA And Other Public Emplayment Pragroms	22,700.00
MUNICIPAL FUNCTIONS TOTAL	608,641.71
CAPITAL IMPROVEMENTS *MEMO*	100.00
DEBT SERVICE	
Principal Payments	
Interest Payments	
DEFERRED CHARGES	6,165.07
SCHOOL, COUNTY, SPECIAL DISTRICT TAXES	1,282,699.28
RESERVE FOR UNCOLLECTED TAXES	105,078.93
EXPENDITURES TOTAL	2,002,584.99

REVENUES-REALIZED		
1980 Praperty Taxes Collected		1,381,606.68
1980 Payments in Lieu af Taxes		
Delinquent Tax & Lien Collectians		84,243.11
Business Personolty Replacement Toxes		17,258.68
Taxes from Public Utilities		198,565.00
Other Miscellaneous Tax Revenues		
State Aid Revenues		50,055.35
Federal Aid Revenues		7,852.26
State ond Local Fiscol Assistonce Act Utilized		27,047.00
Sale af Acquired Property		
Other Miscellaneous Revenues		206,549.21
	Total	1,973,177.29
Priar Years Surplus Appropriated		153,250.00
REVENUES	TOTAL	2,126,427.29
Reserve For Uncallected Taxes		105,078.93
CAPITAL OUTLAY	TOTAL	3,332.01
Public Enterprises		
Recreatian—Culture		
Public Warks		1,393.01
Buildings and Grounds		1,939.00
Library and Education		
Conservation		
All Other		

CAPITAL DEBT AUTHORIZED, DECEMBER 31, 1980

ISSUED AND UNISSUED	GROSS DEBT	NET DEBT
Schaal	1,913,528	528,741
Self-liquidating		
Other	31,867	31,867
Total	1,945,395	560,608

ISSUED AND OUTSTANDING	
School	1,912,528.90
Self-Liquidating	
Other	27,000.00
Totol	1,939,528.90
EQUALIZED VALUATION BASIS FOR NET DEBT COMPUTATION	44,675,293

REAL PROPERTY VALUATIONS

Code	Class	# of Parcels	% VAL'N	ASSESSED VALUATION
1	Vacant Land	96	4.08	1,714,790.00
2	Residential	810	68.04	28,573,025.00
3	Farm	60	3.12	1,309,750.00
4a	Commercial	28	10.07	4,230,400.00
4b	Industrial	2	.30	126,150.00
4c	Apartments	6	14.39	6,041,100.00
Totol		1002		41,995,215.00

Land Area 5.63 Sq. Miles

Net Valuation Taxable-Municipol	42,489,533
Net Valuatian Taxable-County	44,888,324
State Equalized Valuotian	48,876,078
State Equalization Ratio	86.80

1980 PROPERTY TAX		
STATE EQUALIZED TAX RATE		
Local District Schaal Taxes	1.34	654,737.00
Regional & Consalidated School Tox	.60	295,264.26
School Taxes in Municipal Budget		
Caunty Taxes	.56	274,561.68
Caunty Library Toxes	.03	14,961.34
Local Municipal Purpose Taxes	.35	173,520.00
Veteran & Seniar Citizen Taxes		16,040.00
Total Taxes for Rate Computation	2.88	1,429,084.28
Special District Toxes		43,175.00
Bank Corp. Taxes		1,021.70
Added and Omitted Taxes		879.11
Total Taxes Levied - ABSTRACT		1,458,120.09
Total Taxes Billed		1,462,519.05
1980 TAXES COLLECTED		1,381,606.68
1980 Taxes Cancelled, Aboted or Adjusted		3,152.76
Transfer to Tax Title Liens or Foreclosed		
Balance Outstanding Dec. 31, 1980		77,759.61

PRIOR YEARS TAXES OUTSTANDING	
Balance January 1, 1980	91,627.53
Collected in 1980	84,243.11
Cancelled, Abated or Adjusted 1980	5,012.58
Transfers to Tax Title Liens or Foreclosed	
Balance December 31, 1980	2,371.84
TAX TITLE LIENS OUTSTANDING	
Balance January 1, 1980	
Transfer From Taxes	
Redeemed in 1980	
Cancelled, Abated or Adjusted (1980)	
Transfers to Foreclosed Property	
Balance December 31, 1980	
PROPERTY ACQUIRED BY DEED OR FORECLOSURE	
Balance January 1, 1980	
Transfers From Taxes or Liens	
Sale for Cash (1980)	
Cancelled, Abated or Adjusted (1980)	
Balance December 31, 1980	

CURRENT FINANCES DECEMBER 31, 1980	
ASSETS	
Cash Dec. 31, 1980	752,227.16
Taxes Receivable	80,131.45
Tox Title Liens	
Foreclosed Property	
Emergencies & Other Deferred Charges	13.46
Stote and Federol Aid Receivable	12,242.52
Other Receivobles	14,717.00
Totol	859,331.59
LIABILITIES, RESERVES, AND SURPLUS	
Cosh Liobilities	483,792.40
Reserves for Receivables	94,848.45
Surplus Dec 31, 1980	280,690.74
Totol	859,331.59

1980/3000

1311

Population 1970 14,715
Population 1980 12,703
S & P Rating
Moody Rating A-1

General Tax Rate Per $100. 2.81
State Equalized Tax Rate 2.72

EATONTOWN BOROUGH — MONMOUTH CO.

Form of Government:
Borough Council
Number of Members on Governing Body 6

PER CAPITA:		PER CENT:	
Gross Debt	465.60	Gross Debt	2.41
Net Debt	383.11	Net Debt	1.98
Debt Service	37.00	Tax Levy Collected	95.51
Total Tax Levy	537.80	Tax Levy Cancelled, Abated or Adjusted	.87
Municipal Expenditures	326.08		

EXPENDITURES	
GENERAL GOVERNMENT	
Governing Body & Public Boards	
Municipal Clerk	
Financial Administration	45,625.00
Assessment of Taxes	47,660.00
Collection of Taxes	22,955.87
Planning, Housing & Development	44,595.00
Human Resources	13,000.00
Elections	2,296.63
General Administration (other)	430,963.75
JUDICIARY	
Municipal Courts	74,833.68
PUBLIC SAFETY	
Fire Protection	60,157.71
Police Protection	886,315.00
Civil Defense & Disaster Control	2,000.00
Environmental Inspection & Control	65,204.15
Other Public Safety	
PUBLIC WORKS	
Streets and Drainage	420,886.16
Sewers and Sewage Processing	
Garbage and Trash Disposal	22,215.00
Public Buildings and Grounds	134,132.29
Other Public Works	66,272.55
HEALTH and WELFARE	
Health Services Except Environmental	48,588.00
Welfare-Public Assistance	9,625.00
Hospitals, Clinics, First Aid	
Animal, Insect, & Rodent Control	
Other Welfare Services	
RECREATION and CONSERVATION	
Beaches and Boardwalks	
Parks, Playgrounds, Shade Trees	245,130.08
Land Reclamation & Conservation	
Other Recreational Services	10,800.00
EDUCATION (excluding schools)	
Libraries	18,500.00
Other Educational Services	
STATUTORY EXPENDITURES	
Pensions & F. I. C. A.	197,214.22
Employee Fringe Benefits	84,506.91
Other Statutory Expenditures	7,000.00
CETA And Other Public Employment Programs	80,000.00
MUNICIPAL FUNCTIONS TOTAL	3,040,477.00
CAPITAL IMPROVEMENTS *MEMO*	20,000.00
DEBT SERVICE	
Principal Payments	287,750.50
Interest Payments	182,200.59
DEFERRED CHARGES	28,975.00
SCHOOL, COUNTY, SPECIAL DISTRICT TAXES	5,347,131.46
RESERVE FOR UNCOLLECTED TAXES	602,758.67
EXPENDITURES TOTAL	9,489,293.22

REVENUES-REALIZED	
1980 Property Taxes Collected	6,514,186.10
1980 Payments in Lieu of Taxes	
Delinquent Tax & Lien Collections	202,140.66
Business Personalty Replacement Taxes	250,471.68
Taxes from Public Utilities	439,770.00
Other Miscellaneous Tax Revenues	
State Aid Revenues	103,957.34
Federal Aid Revenues	39,528.96
State and Local Fiscal Assistance Act Utilized	206,351.35
Sale of Acquired Property	260.32
Other Miscellaneous Revenues	962,137.50
Total	8,718,803.91
Prior Years Surplus Appropriated	960,000.00
REVENUES TOTAL	9,678,803.91
Reserve For Uncollected Taxes	602,758.67
CAPITAL OUTLAY TOTAL	1,235,557.56
Public Enterprises	
Recreation—Culture	295,082.57
Public Works	541,699.02
Buildings and Grounds	398,775.97
Library and Education	
Conservation	
All Other	

CAPITAL DEBT AUTHORIZED, DECEMBER 31, 1980

ISSUED AND UNISSUED	GROSS DEBT	NET DEBT
School	973,817	
Self-liquidating		
Other	4,940,702	4,866,702
Total	5,914,520	4,866,702

ISSUED AND OUTSTANDING	
School	973,817.90
Self-Liquidating	
Other	4,052,036.06
Total	5,025,853.96
EQUALIZED VALUATION BASIS FOR NET DEBT COMPUTATION	245,834,938

REAL PROPERTY VALUATIONS

Code	Class	# of Parcels	% VAL'N	ASSESSED VALUATION
1	Vacant Land	266	6.07	14,301,100.00
2	Residential	1645	28.40	66,916,400.00
3	Farm	4	.03	81,700.00
4a	Commercial	150	46.03	108,456,900.00
4b	Industrial	32	3.90	9,189,900.00
4c	Apartments	20	15.57	36,677,750.00
Total		2117		235,623,750.00

Land Area 5.80 Sq. Miles

Net Valuation Taxable-Municipal	240,186,196
Net Valuation Taxable-County	256,287,879
State Equalized Valuation	247,699,281
State Equalization Ratio	96.91

1980 PROPERTY TAX		
STATE EQUALIZED TAX RATE		
Local District School Taxes	.93	2,316,949.50
Regional & Consolidated School Tax	.63	1,556,097.88
School Taxes in Municipal Budget		
County Taxes	.57	1,420,410.91
County Library Taxes	.02	53,673.17
Local Municipal Purpose Taxes	.56	1,390,751.52
Veteran & Senior Citizen Taxes		49,650.00
Total Taxes for Rate Computation	2.71	6,787,532.98
Special District Taxes		
Bank Corp. Taxes		11,469.34
Added and Omitted Taxes		82,348.77
Total Taxes Levied ABSTRACT		6,831,701.09
Total Taxes Billed		6,820,231.75
1980 TAXES COLLECTED		6,514,186.10
1980 Taxes Cancelled, Abated or Adjusted		59,501.54
Transfer to Tax Title Liens or Foreclosed		24,022.46
Balance Outstanding Dec. 31, 1980		222,521.65
PRIOR YEARS TAXES OUTSTANDING		
Balance January 1, 1980		196,111.91
Collected in 1980		192,099.99
Cancelled, Abated or Adjusted 1980		998.55
Transfers to Tax Title Liens or Foreclosed		1,788.52
Balance December 31, 1980		1,224.85
TAX TITLE LIENS OUTSTANDING		
Balance January 1, 1980		91,293.24
Transfer From Taxes		26,116.32
Redeemed in 1980		10,040.67
Cancelled, Abated or Adjusted (1980)		
Transfers to Foreclosed Property		
Balance December 31, 1980		107,368.89
PROPERTY ACQUIRED BY DEED OR FORECLOSURE		
Balance January 1, 1980		161,210.00
Transfers From Taxes or Liens		
Sale for Cash (1980)		
Cancelled, Abated or Adjusted (1980)		
Balance December 31, 1980		161,210.00

CURRENT FINANCES DECEMBER 31, 1980	
ASSETS	
Cash Dec. 31, 1980	2,074,227.95
Taxes Receivable	223,746.50
Tax Title Liens	107,368.89
Foreclosed Property	161,210.00
Emergencies & Other Deferred Charges	52,749.41
State and Federal Aid Receivable	61,849.37
Other Receivables	202,536.71
Total	2,883,688.83
LIABILITIES, RESERVES, AND SURPLUS	
Cash Liabilities	572,041.81
Reserves for Receivables	566,366.52
Surplus Dec. 31, 1980	1,745,280.50
Total	2,883,688.83

0213

Papulation 1970	4,995
Papulation 1980	4,628
S & P Rating	
Moody Rating	A

General Tax Rate Per $100. 3.31

State Equalized Tax Rate 2.34

EDGEWATER BOROUGH — BERGEN CO.

Form of Government:
Borough Council
Number of Members on Governing Body 6

PER CAPITA:		PER CENT:	
Gross Debt	145.44	Gross Debt	.45
Net Debt	145.44	Net Debt	.45
Debt Service	22.88	Tax Levy Collected	81.87
Total Tax Levy	828.22	Tax Levy Cancelled, Abated or Adjusted	.38
Municipal Expenditures	874.26		

EXPENDITURES	
GENERAL GOVERNMENT	
Governing Body & Public Boards	7,500.00
Municipal Clerk	
Financial Administration	17,000.00
Assessment of Taxes	31,855.00
Collection of Taxes	13,507.93
Planning, Housing & Development	13,100.00
Human Resources	4,000.00
Elections	2,200.00
General Administration (other)	278,800.29
JUDICIARY	
Municipal Courts	11,900.00
PUBLIC SAFETY	
Fire Protection	581,794.59
Police Protection	551,756.17
Civil Defense & Disaster Control	100.00
Environmental Inspection & Control	18,165.96
Other Public Safety	
PUBLIC WORKS	
Streets and Drainage	285,258.32
Sewers and Sewage Processing	248,803.84
Garbage and Trash Disposal	171,415.23
Public Buildings and Grounds	46,250.00
Other Public Works	
HEALTH and WELFARE	
Health Services Except Enviranmental	27,103.86
Welfare-Public Assistance	15,300.00
Hospitals, Clinics, First Aid	
Animal, Insect, & Rodent Control	2,850.00
Other Welfare Services	
RECREATION and CONSERVATION	
Beaches and Boardwalks	
Parks, Playgrounds, Shade Trees	4,500.00
Land Reclamation & Conservation	
Other Recreational Services	38,066.62
EDUCATION (excluding schools)	
Libraries	54,000.00
Other Educational Services	
STATUTORY EXPENDITURES	
Pensions & F. I. C. A.	368,510.38
Employee Fringe Benefits	72,000.00
Other Statutory Expenditures	6,000.00
CETA And Other Public Employment Programs	16,000.00
MUNICIPAL FUNCTIONS TOTAL	2,887,738.19
CAPITAL IMPROVEMENTS *MEMO*	25,000.00
DEBT SERVICE	
Principal Payments	92,300.00
Interest Payments	13,607.29
DEFERRED CHARGES	70,583.28
SCHOOL, COUNTY, SPECIAL DISTRICT TAXES	2,086,333.28
RESERVE FOR UNCOLLECTED TAXES	981,860.03
EXPENDITURES TOTAL	6,132,422.07

REVENUES-REALIZED		
1980 Property Taxes Collected		3,134,330.56
1980 Payments in Lieu of Taxes		16,030.52
Delinquent Tax & Lien Collections		517,067.37
Business Personalty Replacement Taxes		767,547.00
Taxes from Public Utilities		185,161.00
Other Miscellaneous Tax Revenues		
State Aid Revenues		61,720.60
Federal Aid Revenues		14,717.44
State and Local Fiscal Assistance Act Utilized		125,150.23
Sale of Acquired Property		
Other Miscellaneous Revenues		644,946.90
	Total	5,466,671.62
Prior Years Surplus Appropriated		
REVENUES	TOTAL	5,466,671.62
Reserve For Uncollected Taxes		981,860.03
CAPITAL OUTLAY	TOTAL	87,609.90
Public Enterprises		
Recreation—Culture		11,259.00
Public Works		76,350.90
Buildings and Grounds		
Library and Education		
Conservation		
All Other		

CAPITAL DEBT AUTHORIZED, DECEMBER 31, 1980

ISSUED AND UNISSUED	GROSS DEBT	NET DEBT
Schaal		
Self-liquidating		
Other	673,100	673,100
Total	673,100	673,100
ISSUED AND OUTSTANDING		
Schaal		
Self-Liquidating		
Other		269,600.00
Total		269,600.00
EQUALIZED VALUATION BASIS FOR NET DEBT COMPUTATION		150,921,165

REAL PROPERTY VALUATIONS

Code	Class	# of Parcels	% VAL'N	ASSESSED VALUATION
1	Vacant Land	105	3.59	4,083,600.00
2	Residential	595	25.53	29,056,824.00
3	Farm			
4a	Commercial	66	9.12	10,382,481.00
4b	Industrial	42	43.43	49,420,300.00
4c	Apartments	48	18.33	20,860,769.00
Total		856		113,803,974.00

Land Area .70 Sq. Miles

Net Valuation Taxable-Municipal	114,242,496
Net Valuation Taxable-County	182,838,764
State Equalized Valuation	161,780,797
State Equalization Ratio	70.78

1980 PROPERTY TAX		
STATE EQUALIZED TAX RATE		
Local District School Taxes	.88	1,424,112.50
Regional & Consolidated School Tax		
School Taxes in Municipal Budget		
County Taxes	.41	662,220.78
County Library Taxes		
Local Municipal Purpose Taxes	1.05	1,694,552.23
Veteran & Senior Citizen Taxes		21,650.00
Total Taxes for Rate Computation	2.34	3,802,535.51
Special District Taxes		
Bank Corp. Taxes		5,100.35
Added and Omitted Taxes		47,007.18
Total Taxes Levied - ABSTRACT		3,832,993.04
Total Taxes Billed		3,828,433.80
1980 TAXES COLLECTED		3,134,330.56
1980 Taxes Cancelled, Abated or Adjusted		14,703.15
Transfer to Tax Title Liens or Foreclosed		65,892.17
Balance Outstanding Dec. 31, 1980		613,507.92
PRIOR YEARS TAXES OUTSTANDING		
Balance January 1, 1980		989,227.54
Collected in 1980		488,049.96
Cancelled, Abated or Adjusted 1980		10,522.50
Transfers to Tax Title Liens or Foreclosed		66,473.14
Balance December 31, 1980		424,181.94
TAX TITLE LIENS OUTSTANDING		
Balance January 1, 1980		125,289.33
Transfer From Taxes		141,310.67
Redeemed in 1980		29,017.41
Cancelled, Abated or Adjusted (1980)		
Transfers to Foreclosed Property		
Balance December 31, 1980		237,582.59
PROPERTY ACQUIRED BY DEED OR FORECLOSURE		
Balance January 1, 1980		382,175.00
Transfers From Taxes or Liens		
Sale for Cash (1980)		
Cancelled, Abated or Adjusted (1980)		
Balance December 31, 1980		382,175.00
CURRENT FINANCES DECEMBER 31, 1980		
ASSETS		
Cash Dec. 31, 1980		447,527.33
Taxes Receivable		1,037,689.86
Tax Title Liens		237,582.59
Foreclosed Property		382,175.00
Emergencies & Other Deferred Charges		119,411.07
State and Federal Aid Receivable		5,510.00
Other Receivables		30,696.48
Total		2,260,592.33
LIABILITIES, RESERVES, AND SURPLUS		
Cash Liabilities		192,360.51
Reserves for Receivables		1,688,143.93
Surplus Dec. 31, 1980		380,087.89
Total		2,260,592.33

0312

Population 1970 7,430
Population 1980 9,273
S & P Rating
Moody Rating A

General Tax Rate Per $100. 3.03
State Equalized Tax Rate 2.49

EDGEWATER PARK TOWNSHIP — BURLINGTON CO.

Form of Government: Township Committee
Number of Members on Governing Body 5

PER CAPITA:		PER CENT:	
Gross Debt	268.31	Gross Debt	2.78
Net Debt	187.43	Net Debt	1.94
Debt Service	15.44	Tax Levy Collected	95.82
Total Tax Levy	327.28	Tax Levy Cancelled, Abated or Adjusted	.15
Municipal Expenditures	163.13		

EXPENDITURES	
GENERAL GOVERNMENT	
Governing Body & Public Boards	
Municipal Clerk	
Financial Administration	14,320.00
Assessment of Taxes	6,100.00
Collection of Taxes	18,170.00
Planning, Housing & Development	7,850.00
Human Resources	1,500.00
Elections	
General Administration (other)	180,835.00
JUDICIARY	
Municipal Courts	34,300.00
PUBLIC SAFETY	
Fire Protection	
Police Protection	319,178.00
Civil Defense & Disaster Control	775.00
Environmental Inspection & Control	4,915.00
Other Public Safety	
PUBLIC WORKS	
Streets and Drainage	165,265.00
Sewers and Sewage Processing	
Garbage and Trash Disposal	72,800.00
Public Buildings and Grounds	34,925.00
Other Public Works	
HEALTH and WELFARE	
Health Services Except Environmental	2,860.00
Welfare-Public Assistance	4,125.00
Hospitals, Clinics, First Aid	
Animal, Insect, & Rodent Control	
Other Welfare Services	
RECREATION and CONSERVATION	
Beaches and Boardwalks	
Parks, Playgrounds, Shade Trees	32,825.00
Land Reclamation & Conservation	
Other Recreational Services	1,000.00
EDUCATION (excluding schools)	
Libraries	1,500.00
Other Educational Services	
STATUTORY EXPENDITURES	
Pensions & F. I. C. A.	47,200.00
Employee Fringe Benefits	16,000.00
Other Statutory Expenditures	5,000.00
CETA And Other Public Employment Programs	36,626.00
MUNICIPAL FUNCTIONS TOTAL	1,010,069.00
CAPITAL IMPROVEMENTS *MEMO*	24,000.00
DEBT SERVICE	
Principal Payments	60,000.00
Interest Payments	83,212.08
DEFERRED CHARGES	9,400.00
SCHOOL, COUNTY, SPECIAL DISTRICT TAXES	2,705,354.14
RESERVE FOR UNCOLLECTED TAXES	350,000.00
EXPENDITURES TOTAL	4,218,035.22

REVENUES-REALIZED	
1980 Property Taxes Collected	2,915,264.03
1980 Payments in Lieu of Taxes	
Delinquent Tax & Lien Collections	120,518.26
Business Personalty Replacement Taxes	99,527.32
Taxes from Public Utilities	269,776.00
Other Miscellaneous Tax Revenues	74,000.00
State Aid Revenues	58,245.83
Federal Aid Revenues	18,098.60
State and Local Fiscal Assistance Act Utilized	108,628.00
Sale of Acquired Property	
Other Miscellaneous Revenues	150,031.35
Total	3,814,089.39
Prior Years Surplus Appropriated	424,261.00
REVENUES TOTAL	4,238,350.39
Reserve For Uncollected Taxes	350,000.00
CAPITAL OUTLAY TOTAL	484,624.90
Public Enterprises	
Recreation—Culture	
Public Works	484,624.90
Buildings and Grounds	
Library and Education	
Conservation	
All Other	

CAPITAL DEBT AUTHORIZED, DECEMBER 31, 1980

ISSUED AND UNISSUED	GROSS DEBT	NET DEBT
School	750,000	
Self-liquidating		
Other	1,738,000	1,738,000
Total	2,488,000	1,738,000

ISSUED AND OUTSTANDING	
School	750,000.00
Self-Liquidating	
Other	1,738,000.00
Total	2,488,000.00
EQUALIZED VALUATION BASIS FOR NET DEBT COMPUTATION	89,430,058

REAL PROPERTY VALUATIONS

Code	Class	# of Parcels	% VAL'N	ASSESSED VALUATION
1	Vacant Land	98	2.78	2,676,885.00
2	Residential	2134	67.92	65,509,995.00
3	Farm	19	.48	460,600.00
4a	Commercial	56	14.40	13,887,700.00
4b	Industrial	8	3.57	3,446,900.00
4c	Apartments	6	10.86	10,476,600.00
Total		2321		96,458,680.00

Land Area 2.86 Sq. Miles

Net Valuation Taxable-Municipal	97,310,597
Net Valuation Taxable-County	114,981,766
State Equalized Valuation	118,145,541
State Equalization Ratio	82.26

1980 PROPERTY TAX		
STATE EQUALIZED TAX RATE →	1.60	
Local District School Taxes		1,898,319.96
Regional & Consolidated School Tax		
School Taxes in Municipal Budget		
County Taxes	.59	694,735.71
County Library Taxes	.03	38,323.47
Local Municipal Purpose Taxes	.26	311,000.00
Veteran & Senior Citizen Taxes		46,040.00
Total Taxes for Rate Computation	2.48	2,988,419.14
Special District Taxes		73,975.00
Bank Corp. Taxes		2,525.57
Added and Omitted Taxes		16,017.83
Total Taxes Levied - ABSTRACT		3,034,897.54
Total Taxes Billed		3,042,377.58
1980 TAXES COLLECTED		2,915,264.03
1980 Taxes Cancelled, Abated or Adjusted		4,635.68
Transfer to Tax Title Liens or Foreclosed		500.71
Balance Outstanding Dec. 31, 1980		121,977.16
PRIOR YEARS TAXES OUTSTANDING		
Balance January 1, 1980		121,196.74
Collected in 1980		118,662.28
Cancelled, Abated or Adjusted 1980		910.26
Transfers to Tax Title Liens or Foreclosed		
Balance December 31, 1980		1,624.20
TAX TITLE LIENS OUTSTANDING		
Balance January 1, 1980		8,685.42
Transfer From Taxes		500.71
Redeemed in 1980		1,855.99
Cancelled, Abated or Adjusted (1980)		4,539.22
Transfers to Foreclosed Property		
Balance December 31, 1980		2,790.93
PROPERTY ACQUIRED BY DEED OR FORECLOSURE		
Balance January 1, 1980		9,300.00
Transfers From Taxes or Liens		
Sale for Cash (1980)		
Cancelled, Abated or Adjusted (1980)		
Balance December 31, 1980		9,300.00
CURRENT FINANCES DECEMBER 31, 1980		
ASSETS		
Cash Dec. 31, 1980		751,497.81
Taxes Receivable		123,601.36
Tax Title Liens		2,790.93
Foreclosed Property		9,300.00
Emergencies & Other Deferred Charges		25,300.00
State and Federal Aid Receivable		74,000.00
Other Receivables		9,339.24
Total		995,829.34
LIABILITIES, RESERVES, AND SURPLUS		
Cash Liabilities		328,636.54
Reserves for Receivables		145,031.53
Surplus Dec. 31, 1980		522,161.27
Total		995,829.34

1205

Population 1970	67,415
Population 1980	70,193
S & P Rating	AA
Moody Rating	AA

General Tax Rate Per $100. 3.75

State Equalized Tax Rate 2.44

EDISON TOWNSHIP – MIDDLESEX CO.

Form of Government:
Mayor-Council Plan E (OMCL50)
Number of Members on Governing Body 7

PER CAPITA		PER CENT:	
Gross Debt	572.75	Gross Debt	2.72
Net Debt	322.54	Net Debt	1.53
Debt Service	56.42	Tax Levy Collected	97.46
Total Tax Levy	626.08	Tax Levy Cancelled, Abated or Adjusted	.69
Municipal Expenditures	371.93		

EXPENDITURES	
GENERAL GOVERNMENT	
Governing Body & Public Boards	52,461.00
Municipal Clerk	98,457.59
Financial Administration	329,757.78
Assessment of Taxes	678,482.93
Collection of Taxes	94,050.41
Planning, Housing & Development	69,243.23
Human Resources	
Elections	
General Administration (other)	965,519.52
JUDICIARY	
Municipal Courts	148,910.56
PUBLIC SAFETY	
Fire Protection	3,045,484.72
Police Protection	4,609,458.21
Civil Defense & Disaster Control	8,125.00
Environmental Inspection & Control	389,218.06
Other Public Safety	
PUBLIC WORKS	
Streets and Drainage	1,722,835.84
Sewers and Sewage Processing	1,306,851.28
Garbage and Trash Disposal	188,909.34
Public Buildings and Grounds	412,751.24
Other Public Works	160,000.00
HEALTH and WELFARE	
Health Services Except Environmental	383,733.47
Welfare-Public Assistance	39,647.49
Hospitals, Clinics, First Aid	29,000.00
Animal, Insect, & Rodent Control	
Other Welfare Services	1,000.00
RECREATION and CONSERVATION	
Beaches and Boardwalks	
Parks, Playgrounds, Shade Trees	816,007.48
Land Reclamation & Conservation	1,000.00
Other Recreational Services	425,636.03
EDUCATION (excluding schools)	
Libraries	590,314.53
Other Educational Services	
STATUTORY EXPENDITURES	
Pensions & F. I. C. A.	1,405,878.62
Employee Fringe Benefits	912,000.00
Other Statutory Expenditures	54,000.00
CETA And Other Public Employment Programs	949,045.00
MUNICIPAL FUNCTIONS TOTAL	19,887,779.33
CAPITAL IMPROVEMENTS *MEMO*	200,000.00
DEBT SERVICE	
Principal Payments	2,379,000.00
Interest Payments	1,581,306.48
TYPE I SCHL DEBT *MEMO	2,359,916.99
DEFERRED CHARGES	589,753.35
SCHOOL, COUNTY, SPECIAL DISTRICT TAXES	41,964,948.58
RESERVE FOR UNCOLLECTED TAXES	1,668,860.00
EXPENDITURES TOTAL	68,071,647.74

REVENUES-REALIZED		
1980 Property Taxes Collected		42,802,462.21
1980 Payments in Lieu of Taxes		
Delinquent Tax & Lien Collections		829,559.60
Business Personalty Replacement Taxes		1,328,231.00
Taxes from Public Utilities		10,069,209.19
Other Miscellaneous Tax Revenues		
State Aid Revenues		705,596.83
Federal Aid Revenues		973,410.40
State and Local Fiscal Assistance Act Utilized		815,172.00
Sale of Acquired Property		2,797,558.00
Other Miscellaneous Revenues		3,156,744.61
	Total	63,477,943.84
Prior Years Surplus Appropriated		2,860,000.00
REVENUES	TOTAL	66,337,943.84
Reserve For Uncollected Taxes		1,668,860.00
CAPITAL OUTLAY	TOTAL	3,335,031.79
Public Enterprises		30,817.69
Recreation—Culture		204,076.16
Public Works		1,348,553.95
Buildings and Grounds		1,051,532.37
Library and Education		700,051.62
Conservation		
All Other		

CAPITAL DEBT AUTHORIZED, DECEMBER 31, 1980

ISSUED AND UNISSUED	GROSS DEBT	NET DEBT
School	17,508,000	
Self-liquidating	1,169,000	1,169,000
Other	21,525,867	21,471,200
Total	40,202,867	22,640,200
ISSUED AND OUTSTANDING		
School		16,876,000.00
Self-Liquidating		599,000.00
Other		14,040,000.00
Total		31,515,000.00
EQUALIZED VALUATION BASIS FOR NET DEBT COMPUTATION		1,478,788,199

REAL PROPERTY VALUATIONS

Code	Class	# of Parcels	% VAL'N	ASSESSED VALUATION
1	Vacant Land	2270	4.45	48,604,900.00
2	Residential	15920	52.12	569,865,300.00
3	Farm	25	.08	819,900.00
4a	Commercial	584	10.06	109,968,800.00
4b	Industrial	251	25.48	278,638,400.00
4c	Apartments	88	7.82	85,508,600.00
Total		19138		1,093,405,900.00

Land Area 30.65 Sq. Miles

Net Valuation Taxable-Municipal	1,105,060,050
Net Valuation Taxable-County	1,970,467,648
State Equalized Valuation	1,690,554,197
State Equalization Ratio	65.15

1980 PROPERTY TAX		
STATE EQUALIZED TAX RATE →	1.60	
Local District School Taxes		27,169,370.00
Regional & Consolidated School Tax		
School Taxes in Municipal Budget	.12	2,113,196.00
County Taxes	.65	11,092,228.23
County Library Taxes		
Local Municipal Purpose Taxes	.06	1,044,499.40
Veteran & Senior Citizen Taxes		427,900.00
Total Taxes for Rate Computation	2.43	41,847,193.63
Special District Taxes		1,590,154.35
Bank Corp. Taxes		31,945.34
Added and Omitted Taxes		905,143.26
Total Taxes Levied - ABSTRACT		43,946,536.68
Total Taxes Billed		43,918,207.14
1980 TAXES COLLECTED		42,802,462.21
1980 Taxes Cancelled, Abated or Adjusted		299,378.59
Transfer to Tax Title Liens or Foreclosed		22,206.84
Balance Outstanding Dec. 31, 1980		794,159.50
PRIOR YEARS TAXES OUTSTANDING		
Balance January 1, 1980		792,752.70
Collected in 1980		715,577.63
Cancelled, Abated or Adjusted 1980		8,750.10
Transfers to Tax Title Liens or Foreclosed		8,353.12
Balance December 31, 1980		60,071.85
TAX TITLE LIENS OUTSTANDING		
Balance January 1, 1980		222,073.71
Transfer From Taxes		31,909.16
Redeemed in 1980		113,981.97
Cancelled, Abated or Adjusted (1980)		72,941.13
Transfers to Foreclosed Property		
Balance December 31, 1980		67,059.77
PROPERTY ACQUIRED BY DEED OR FORECLOSURE		
Balance January 1, 1980		1,561,157.00
Transfers From Taxes or Liens		
Sale for Cash (1980)		855,650.00
Cancelled, Abated or Adjusted (1980)		375,300.00
Balance December 31, 1980		330,207.00

CURRENT FINANCES DECEMBER 31, 1980 ASSETS	
Cash Dec. 31, 1980	4,550,511.44
Taxes Receivable	854,231.35
Tax Title Liens	67,059.77
Foreclosed Property	330,207.00
Emergencies & Other Deferred Charges	607,000.00
State and Federal Aid Receivable	146,149.96
Other Receivables	537,149.94
Total	7,092,309.46
LIABILITIES, RESERVES, AND SURPLUS	
Cash Liabilities	1,696,075.06
Reserves for Receivables	1,788,648.06
Surplus Dec. 31, 1980	3,607,586.34
Total	7,092,309.46

1980/3000

* ABOVE DEBT SERVICE INCLUDES TYPE I SCHOOL DEBT

0107

Population 1970 4,315
Population 1980 4,618
S & P Rating
Moody Rating

General Tax Rate Per $100. 2.93
State Equalized Tax Rate 2.58

EGG HARBOR CITY – ATLANTIC CO.

Form of Government:
Special Charter (P.L. 1858 c.152)
Number of Members on Governing Body 9

PER CAPITA:		PER CENT:	
Gross Debt	399.21	Gross Debt	4.21
Net Debt	157.17	Net Debt	1.66
Debt Service	4.42	Tax Levy Collected	93.88
Total Tax Levy	300.25	Tax Levy Cancelled, Abated or Adjusted	.10
Municipal Expenditures	268.76		

EXPENDITURES	
GENERAL GOVERNMENT	
Governing Body & Public Boards	
Municipal Clerk	
Financial Administration	11,600.00
Assessment of Taxes	17,950.00
Collection of Taxes	25,386.08
Planning, Housing & Development	8,900.00
Human Resources	5,000.00
Elections	1,050.00
General Administration (other)	135,191.00
JUDICIARY	
Municipal Courts	21,553.90
PUBLIC SAFETY	
Fire Protection	14,500.00
Police Protection	272,045.60
Civil Defense & Disaster Control	650.00
Environmental Inspection & Control	21,406.15
Other Public Safety	
PUBLIC WORKS	
Streets and Drainage	176,936.56
Sewers and Sewage Processing	
Garbage and Trash Disposal	75,000.00
Public Buildings and Grounds	74,065.10
Other Public Works	
HEALTH and WELFARE	
Health Services Except Environmental	2,200.00
Welfare-Public Assistance	11,093.00
Hospitals, Clinics, First Aid	2,000.00
Animal, Insect, & Rodent Control	4,400.00
Other Welfare Services	
RECREATION and CONSERVATION	
Beaches and Boardwalks	
Parks, Playgrounds, Shade Trees	18,100.00
Land Reclamation & Conservation	
Other Recreational Services	2,400.00
EDUCATION (excluding schools)	
Libraries	3,500.00
Other Educational Services	
STATUTORY EXPENDITURES	
Pensions & F. I. C. A.	53,524.00
Employee Fringe Benefits	35,000.00
Other Statutory Expenditures	3,200.00
CETA And Other Public Employment Programs	117,667.50
MUNICIPAL FUNCTIONS TOTAL	1,114,318.89
CAPITAL IMPROVEMENTS *MEMO*	5,344.98
DEBT SERVICE	
Principal Payments	
Interest Payments	20,396.50
DEFERRED CHARGES	6,839.48
SCHOOL, COUNTY, SPECIAL DISTRICT TAXES	1,004,654.11
RESERVE FOR UNCOLLECTED TAXES	99,563.91
EXPENDITURES TOTAL	2,245,772.89

REVENUES-REALIZED	
1980 Property Taxes Collected	1,302,446.65
1980 Payments in Lieu of Taxes	
Delinquent Tax & Lien Collections	82,713.60
Business Personalty Replacement Taxes	62,001.00
Taxes from Public Utilities	168,786.00
Other Miscellaneous Tax Revenues	60,000.00
State Aid Revenues	34,250.13
Federal Aid Revenues	79,383.58
State and Local Fiscal Assistance Act Utilized	39,702.00
Sale of Acquired Property	101,062.36
Other Miscellaneous Revenues	266,791.58
Total	2,197,136.90
Prior Years Surplus Appropriated	139,000.00
REVENUES TOTAL	2,336,136.90
Reserve For Uncollected Taxes	99,563.91
CAPITAL OUTLAY TOTAL	81,411.39
Public Enterprises	21,913.30
Recreation—Culture	
Public Works	2,555.00
Buildings and Grounds	56,943.09
Library and Education	
Conservation	
All Other	

CAPITAL DEBT AUTHORIZED, DECEMBER 31, 1980

ISSUED AND UNISSUED	GROSS DEBT	NET DEBT
School	1,117,771	
Self-liquidating	321,800	321,800
Other	404,000	404,000
Total	1,843,571	725,800

ISSUED AND OUTSTANDING	
School	1,097,577.04
Self-Liquidating	313,800.00
Other	361,000.00
Total	1,772,377.04
EQUALIZED VALUATION BASIS FOR NET DEBT COMPUTATION	43,797,568

REAL PROPERTY VALUATIONS

Code	Class	# of Parcels	% VAL'N	ASSESSED VALUATION
1	Vacant Land	905	1.97	889,500.00
2	Residential	1162	68.79	31,035,800.00
3	Farm			
4a	Commercial	143	17.35	7,828,100.00
4b	Industrial	16	6.24	2,817,100.00
4c	Apartments	13	5.65	2,549,200.00
Total		2239		45,119,700.00

Land Area 10.89 Sq. Miles	
Net Valuation Taxable-Municipal	47,065,191
Net Valuation Taxable-County	46,751,625
State Equalized Valuation	53,107,414
State Equalization Ratio	88.19

1980 PROPERTY TAX	STATE EQUALIZED TAX RATE	
Local District School Taxes	.79	422,394.50
Regional & Consolidated School Tax	.55	295,522.96
School Taxes in Municipal Budget		
County Taxes	.52	* 278,144.04
County Library Taxes	.02	8,592.61
Local-Municipal Purpose Taxes	.69	370,197.12
Veteran & Senior Citizen Taxes		53,400.00
Total Taxes for Rate Computation	2.57	1,428,251.23
Special District Taxes		
Bank Corp. Taxes		3,390.18
Added and Omitted Taxes		8,326.87
Total Taxes Levied - ABSTRACT		1,386,568.28
Total Taxes Billed		1,387,336.97
1980 TAXES COLLECTED		1,302,446.65
1980 Taxes Cancelled, Abated or Adjusted		1,424.05
Transfer to Tax Title Liens or Foreclosed		13,231.84
Balance Outstanding Dec. 31, 1980		70,234.43

PRIOR YEARS TAXES OUTSTANDING	
Balance January 1, 1980	70,759.74
Collected in 1980	69,366.39
Cancelled, Abated or Adjusted 1980	94.74
Transfers to Tax Title Liens or Foreclosed	1,298.61
Balance December 31, 1980	
TAX TITLE LIENS OUTSTANDING	
Balance January 1, 1980	186,555.96
Transfer From Taxes	15,100.01
Redeemed in 1980	12,067.21
Cancelled, Abated or Adjusted (1980)	
Transfers to Foreclosed Property	19,995.97
Balance December 31, 1980	169,592.79
PROPERTY ACQUIRED BY DEED OR FORECLOSURE	
Balance January 1, 1980	184,982.30
Transfers From Taxes or Liens	19,995.97
Sale for Cash (1980)	101,062.36
Cancelled, Abated or Adjusted (1980)	
Balance December 31, 1980	103,915.91

CURRENT FINANCES DECEMBER 31, 1980 ASSETS	
Cash Dec. 31, 1980	632,332.11
Taxes Receivable	70,234.43
Tax Title Liens	169,592.79
Foreclosed Property	103,915.91
Emergencies & Other Deferred Charges	34,564.75
State and Federal Aid Receivable	60,000.00
Other Receivables	35,611.88
Total	1,106,251.87
LIABILITIES, RESERVES, AND SURPLUS	
Cash Liabilities	388,622.50
Reserves for Receivables	379,355.01
Surplus Dec. 31, 1980	338,274.36
Total	1,106,251.87

*Includes County Health Service Taxes or County Vocational School Taxes. See Table 13, pgs. 675, 676.

0108

Population 1970 10,020
Population 1980 19,381
S & P Rating
Moody Rating

General Tax Rate Per $100. 2.16
State Equalized Tax Rate 1.68

EGG HARBOR TOWNSHIP – ATLANTIC CO.

Form of Government:
Township Committee
Number of Members on Governing Body 5

PER CAPITA:		PER CENT:	
Gross Debt	798.12	Gross Debt	5.06
Net Debt	167.39	Net Debt	1.06
Debt Service		Tax Levy Collected	92.39
Total Tax Levy	354.27	Tax Levy Cancelled, Abated or Adjusted	.02
Municipal Expenditures	266.51		

EXPENDITURES	
GENERAL GOVERNMENT	
Governing Body & Public Boards	
Municipal Clerk	
Financial Administration	38,500.00
Assessment of Taxes	89,000.00
Collection of Taxes	116,650.00
Planning, Housing & Development	79,000.00
Human Resources	34,578.00
Elections	4,250.00
General Administration (other)	477,500.00
JUDICIARY	
Municipal Courts	113,000.00
PUBLIC SAFETY	
Fire Protection	134,000.00
Police Protection	1,421,462.76
Civil Defense & Disaster Control	25,000.00
Environmental Inspection & Control	161,000.00
Other Public Safety	
PUBLIC WORKS	
Streets and Drainage	1,025,000.00
Sewers and Sewage Processing	
Garbage and Trash Disposal	193,000.00
Public Buildings and Grounds	138,000.00
Other Public Works	
HEALTH and WELFARE	
Health Services Except Environmental	8,000.00
Welfare-Public Assistance	38,400.00
Hospitals, Clinics, First Aid	2,000.00
Animal, Insect, & Rodent Control	24,500.00
Other Welfare Services	
RECREATION and CONSERVATION	
Beaches and Boardwalks	
Parks, Playgrounds, Shade Trees	75,000.00
Land Reclamation & Conservation	
Other Recreational Services	10,000.00
EDUCATION (excluding schools)	
Libraries	
Other Educational Services	
STATUTORY EXPENDITURES	
Pensions & F. I. C. A.	201,000.00
Employee Fringe Benefits	117,000.00
Other Statutory Expenditures	9,000.00
CETA And Other Public Employment Programs	25,000.00
MUNICIPAL FUNCTIONS TOTAL	4,559,840.76
CAPITAL IMPROVEMENTS *MEMO*	800,000.00
DEBT SERVICE	
Principal Payments	
Interest Payments	
DEFERRED CHARGES	9,853.33
SCHOOL, COUNTY, SPECIAL DISTRICT TAXES	6,756,956.67
RESERVE FOR UNCOLLECTED TAXES	595,554.27
EXPENDITURES TOTAL	11,922,205.03

REVENUES-REALIZED	
1980 Property Taxes Collected	6,345,196.03
1980 Payments in Lieu of Taxes	
Delinquent Tax & Lien Collections	392,426.97
Business Personalty Replacement Taxes	115,564.12
Taxes from Public Utilities	3,086,762.00
Other Miscellaneous Tax Revenues	
State Aid Revenues	95,563.15
Federal Aid Revenues	13,225.66
State and Local Fiscal Assistance Act Utilized	216,407.76
Sale of Acquired Property	
Other Miscellaneous Revenues	1,301,966.46
Total	11,567,112.15
Prior Years Surplus Appropriated	2,400,000.00
REVENUES TOTAL	13,967,112.15
Reserve For Uncollected Taxes	595,554.27
CAPITAL OUTLAY TOTAL	870,898.88
Public Enterprises	
Recreation—Culture	37,652.96
Public Works	374,941.15
Buildings and Grounds	458,304.77
Library and Education	
Conservation	
All Other	

CAPITAL DEBT AUTHORIZED, DECEMBER 31, 1980

ISSUED AND UNISSUED	GROSS DEBT	NET DEBT
Schaal	15,468,300	3,244,245
Self-liquidating		
Other		
Total	15,468,300	3,244,245

ISSUED AND OUTSTANDING	
School	15,468,000.00
Self-Liquidating	
Other	
Total	15,468,000.00
EQUALIZED VALUATION BASIS FOR NET DEBT COMPUTATION	305,601,359

REAL PROPERTY VALUATIONS

Code	Class	# of Parcels	% VAL'N	ASSESSED VALUATION
1	Vacant Land	6852	16.31	49,834,000.00
2	Residential	4968	56.37	172,263,500.00
3	Farm	113	.59	1,816,000.00
4a	Commercial	385	24.13	73,731,400.00
4b	Industrial	1	.24	736,800.00
4c	Apartments	18	2.36	7,216,600.00
Total		12337		305,598,300.00

Land Area 67.94 Sq. Miles

Net Valuation Taxable-Municipal	313,188,954
Net Valuation Taxable-County	328,014,506
State Equalized Valuation	398,831,596
State Equalization Ratio	78.11

1980 PROPERTY TAX		
STATE EQUALIZED TAX RATE	1.18	
Local District School Taxes		4,746,216.85
Regional & Consolidated School Tax		
School Taxes in Municipal Budget		
County Taxes	.49	* 1,950,453.12
County Library Taxes	.02	60,286.70
Local Municipal Purpose Taxes		
Veteran & Senior Citizen Taxes		104,510.00
Total Taxes for Rate Computation	1.69	6,861,466.67
Special District Taxes		
Bank Corp. Taxes		6,407.36
Added and Omitted Taxes		102,744.70
Total Taxes Levied - ABSTRACT		6,866,108.73
Total Taxes Billed		6,867,626.11
1980 TAXES COLLECTED		6,345,196.03
1980 Taxes Cancelled, Abated or Adjusted		1,231.53
Transfer to Tax Title Liens or Foreclosed		23,079.44
Balance Outstanding Dec. 31, 1980		498,119.11
PRIOR YEARS TAXES OUTSTANDING		
Balance January 1, 1980		373,452.22
Collected in 1980		365,812.18
Cancelled, Abated or Adjusted 1980		97.94
Transfers to Tax Title Liens or Foreclosed		6,999.64
Balance December 31, 1980		542.46
TAX TITLE LIENS OUTSTANDING		
Balance January 1, 1980		53,820.64
Transfer From Taxes		32,052.81
Redeemed in 1980		26,614.79
Cancelled, Abated or Adjusted (1980)		
Transfers to Foreclosed Property		3,488.50
Balance December 31, 1980		55,770.16
PROPERTY ACQUIRED BY DEED OR FORECLOSURE		
Balance January 1, 1980		1,165,635.37
Transfers From Taxes or Liens		3,488.50
Sale for Cash (1980)		
Cancelled, Abated or Adjusted (1980)		60,900.00
Balance December 31, 1980		1,108,223.87
CURRENT FINANCES DECEMBER 31, 1980		
ASSETS		
Cash Dec. 31, 1980		3,900,064.22
Taxes Receivable		498,661.57
Tax Title Liens		55,770.16
Foreclosed Property		1,108,223.87
Emergencies & Other Deferred Charges		
State and Federal Aid Receivable		14,347.44
Other Receivables		50,566.51
Total		5,627,633.77
LIABILITIES, RESERVES, AND SURPLUS		
Cash Liabilities		760,965.32
Reserves for Receivables		1,713,222.11
Surplus Dec. 31, 1980		3,153,446.34
Total		5,627,633.77

*Includes County Health Service Taxes or County Vocational School Taxes. See Table 13, pgs. 675, 676.

2004

Population 1970 **112,905**
Population 1980 **106,201**
S & P Rating **A**
Moody Rating **A**

General Tax Rate Per $100. **3.99**
State Equalized Tax Rate **3.49**

ELIZABETH CITY – UNION CO.

Form of Government:
Mayor-Council Plan F (OMCL50)
Number of Members on Governing Body 9

PER CAPITA:		PER CENT:	
Gross Debt	560.51	Gross Debt	5.55
Net Debt	166.65	Net Debt	1.65
Debt Service	64.65	Tax Levy Collected	96.43
Total Tax Levy	374.54	Tax Levy Cancelled, Abated or Adjusted	.17
Municipal Expenditures	431.12		

EXPENDITURES	
GENERAL GOVERNMENT	
Governing Body & Public Boards	189,229.00
Municipal Clerk	74,101.00
Financial Administration	354,748.00
Assessment of Taxes	104,501.00
Collection of Taxes	173,576.00
Planning, Housing & Development	268,203.00
Human Resources	1,926,970.00
Elections	20,104.00
General Administration (other)	1,406,620.44
JUDICIARY	
Municipal Courts	194,592.00
PUBLIC SAFETY	
Fire Protection	5,769,309.00
Police Protection	6,672,518.00
Civil Defense & Disaster Control	19,429.00
Environmental Inspection & Control	87,828.00
Other Public Safety	
PUBLIC WORKS	
Streets and Drainage	2,071,990.65
Sewers and Sewage Processing	
Garbage and Trash Disposal	2,094,114.58
Public Buildings and Grounds	693,989.00
Other Public Works	337,285.00
HEALTH and WELFARE	
Health Services Except Environmental	1,229,956.00
Welfare-Public Assistance	559,530.00
Hospitals, Clinics, First Aid	
Animal, Insect, & Rodent Control	
Other Welfare Services	
RECREATION and CONSERVATION	
Beaches and Boardwalks	
Parks, Playgrounds, Shade Trees	
Land Reclamation & Conservation	20,000.00
Other Recreational Services	1,189,299.00
EDUCATION (excluding schools)	
Libraries	1,035,000.00
Other Educational Services	
STATUTORY EXPENDITURES	
Pensions & F. I. C. A.	4,022,680.27
Employee Fringe Benefits	1,135,000.00
Other Statutory Expenditures	80,000.00
CETA And Other Public Employment Programs	5,151,190.41
MUNICIPAL FUNCTIONS TOTAL	36,861,763.35
CAPITAL IMPROVEMENTS *MEMO*	5,000.00
DEBT SERVICE	
Principal Payments	3,715,439.00
Interest Payments	3,150,373.00
TYPE I SCHL DEBT *MEMO	4,429,578.00
DEFERRED CHARGES	573,546.37
SCHOOL, COUNTY, SPECIAL DISTRICT TAXES	27,089,044.70
RESERVE FOR UNCOLLECTED TAXES	1,463,956.34
EXPENDITURES TOTAL	72,874,122.76

REVENUES-REALIZED	
1980 Property Taxes Collected	38,236,503.35
1980 Payments in Lieu of Taxes	63,242.22
Delinquent Tax & Lien Collections	906,598.25
Business Personalty Replacement Taxes	2,867,348.76
Taxes from Public Utilities	7,287,292.46
Other Miscellaneous Tax Revenues	39,496.76
State Aid Revenues	6,436,004.59
Federal Aid Revenues	5,569,154.00
State and Local Fiscal Assistance Act Utilized	1,695,208.75
Sale of Acquired Property	10,000.00
Other Miscellaneous Revenues	3,775,703.14
Total	66,886,552.28
Prior Years Surplus Appropriated	2,968,436.21
REVENUES TOTAL	69,854,988.49
Reserve For Uncollected Taxes	1,463,956.34
CAPITAL OUTLAY TOTAL	2,157,143.15
Public Enterprises	44,178.00
Recreation—Culture	29,858.99
Public Works	1,229,829.35
Buildings and Grounds	401,519.58
Library and Education	451,757.23
Conservation	
All Other	

CAPITAL DEBT AUTHORIZED, DECEMBER 31, 1980

ISSUED AND UNISSUED	GROSS DEBT	NET DEBT
School	41,319,700	
Self-liquidating		
Other	18,206,980	17,697,980
Total	59,526,680	17,697,980
ISSUED AND OUTSTANDING		
School		34,146,000.00
Self-Liquidating		
Other		15,674,250.00
Total		49,820,250.00
EQUALIZED VALUATION BASIS FOR NET DEBT COMPUTATION		1,072,237,049

REAL PROPERTY VALUATIONS

Code	Class	# of Parcels	% VAL'N	ASSESSED VALUATION
1	Vacant Land	730	2.48	24,031,800.00
2	Residential	13595	45.26	438,499,600.00
3	Farm			
4a	Commercial	2111	20.83	201,828,200.00
4b	Industrial	233	16.19	156,849,800.00
4c	Apartments	595	15.24	147,620,000.00
Total		17264		968,829,400.00

Land Area 11.69 Sq. Miles

Net Valuation Taxable-Municipal	993,816,600
Net Valuation Taxable-County	1,185,335,020
State Equalized Valuation	1,141,822,888
State Equalization Ratio	87.51

1980 PROPERTY TAX		
STATE EQUALIZED TAX RATE		
Local District School Taxes	1.70	19,260,361.84
Regional & Consolidated School Tax		
School Taxes in Municipal Budget	.17	1,980,306.87
County Taxes	.51	5,848,375.99
County Library Taxes		
Local Municipal Purpose Taxes	1.10	12,477,721.76
Veteran & Senior Citizen Taxes		470,510.00
Totol Taxes for Rate Computation	3.48	40,037,276.46
Special District Taxes		
Bank Corp. Taxes		123,531.37
Added and Omitted Taxes		86,515.88
Total Taxes Levied - ABSTRACT		39,776,813.71
Total Taxes Billed		39,653,282.34
1980 TAXES COLLECTED		38,236,503.35
1980 Taxes Cancelled, Abated or Adjusted		67,763.96
Transfer to Tax Title Liens or Foreclosed		263,343.03
Balance Outstanding Dec. 31, 1980		1,085,672.00
PRIOR YEARS TAXES OUTSTANDING		
Balance January 1, 1980		1,015,102.60
Collected in 1980		713,393.53
Cancelled, Abated or Adjusted 1980		199,757.70
Transfers to Tax Title Liens or Foreclosed		86,742.16
Balance December 31, 1980		15,209.21
TAX TITLE LIENS OUTSTANDING		
Balance January 1, 1980		716,370.86
Transfer From Taxes		362,156.39
Redeemed in 1980		193,204.72
Cancelled, Abated or Adjusted (1980)		
Transfers to Foreclosed Property		
Balance December 31, 1980		885,322.53
PROPERTY ACQUIRED BY DEED OR FORECLOSURE		
Balance January 1, 1980		448,309.40
Transfers From Taxes or Liens		
Sale for Cash (1980)		10,000.00
Cancelled, Abated or Adjusted (1980)		6,500.00
Balance December 31, 1980		431,809.40
CURRENT FINANCES DECEMBER 31, 1980		
ASSETS		
Cash Dec. 31, 1980		5,793,664.81
Taxes Receivable		1,100,881.21
Tax Title Liens		885,322.53
Foreclosed Property		431,809.40
Emergencies & Other Deferred Charges		1,044,578.98
State and Federal Aid Receivable		31,287.45
Other Receivables		3,113,860.24
Total		12,401,404.62
LIABILITIES, RESERVES, AND SURPLUS		
Cash Liabilities		5,167,450.43
Reserves for Receivables		4,305,168.09
Surplus Dec. 31, 1980		2,928,786.10
Total		12,401,404.62

1980/3000

* ABOVE DEBT SERVICE INCLUDES TYPE I SCHOOL DEBT

0804

Population 1970 2,720
Population 1980 3,167
S & P Rating
Moody Rating

General Tax Rate Per $100. 3.08
State Equalized Tax Rate 2.18

ELK TOWNSHIP – GLOUCESTER CO.

Form of Government:
Township Committee
Number of Members on Governing Body 3

PER CAPITA:		PER CENT:	
Gross Debt	28.42	Gross Debt	.22
Net Debt	17.26	Net Debt	.14
Debt Service		Tax Levy Collected	91.03
Total Tax Levy	314.78	Tax Levy Cancelled, Abated or Adjusted	1.25
Municipal Expenditures	178.09		

EXPENDITURES		REVENUES-REALIZED	
GENERAL GOVERNMENT			
Governing Body & Public Boards			
Municipal Clerk		1980 Property Taxes Collected	914,737.99
Financial Administration	9,400.00	1980 Payments in Lieu of Taxes	
Assessment of Taxes	6,400.00	Delinquent Tax & Lien Collections	93,537.19
Collection of Taxes	11,100.00	Business Personalty Replacement Taxes	19,123.16
Planning, Housing & Development	5,600.00	Taxes from Public Utilities	135,141.00
Human Resources	1,000.00	Other Miscellaneous Tax Revenues	
Elections	2,350.00	State Aid Revenues	19,819.76
General Administration (other)	48,200.00	Federal Aid Revenues	1,698.34
JUDICIARY		State and Local Fiscal Assistance Act Utilized	28,835.88
Municipal Courts	18,000.00	Sale of Acquired Property	17,699.23
PUBLIC SAFETY		Other Miscellaneous Revenues	88,965.68
Fire Protection	19,000.00	Total	1,319,558.23
Police Protection	150,324.00	Prior Years Surplus Appropriated	140,656.92
Civil Defense & Disaster Control	300.00	REVENUES TOTAL	1,460,215.15
Environmental Inspection & Control	8,350.00	Reserve For Uncollected Taxes	137,250.68
Other Public Safety		CAPITAL OUTLAY TOTAL	53,108.00
PUBLIC WORKS			
Streets and Drainage	66,900.00	Public Enterprises	
Sewers and Sewage Processing		Recreation—Culture	
Garbage and Trash Disposal	21,600.00	Public Works	53,108.00
Public Buildings and Grounds	10,500.00	Buildings and Grounds	
Other Public Works		Library and Education	
HEALTH and WELFARE		Conservation	
Health Services Except Environmental	1,700.00	All Other	
Welfare-Public Assistance	8,700.00		
Hospitals, Clinics, First Aid			
Animal, Insect, & Rodent Control	400.00		
Other Welfare Services			
RECREATION and CONSERVATION			
Beaches and Boardwalks			
Parks, Playgrounds, Shade Trees			
Land Reclamation & Conservation	200.00		
Other Recreational Services	3,200.00		
EDUCATION (excluding schools)			
Libraries			
Other Educational Services			
STATUTORY EXPENDITURES			
Pensions & F. I. C. A.	14,300.00		
Employee Fringe Benefits	5,000.00		
Other Statutory Expenditures	1,500.00		
CETA And Other Public Employment Programs	8,954.00		
MUNICIPAL FUNCTIONS TOTAL	422,978.00		
CAPITAL IMPROVEMENTS *MEMO*			
DEBT SERVICE			
Principal Payments			
Interest Payments			
DEFERRED CHARGES	7,335.80		
SCHOOL, COUNTY, SPECIAL DISTRICT TAXES	878,402.56		
RESERVE FOR UNCOLLECTED TAXES	137,250.68		
EXPENDITURES TOTAL	1,445,967.04		

CAPITAL DEBT AUTHORIZED, DECEMBER 31, 1980

ISSUED AND UNISSUED	GROSS DEBT	NET DEBT
School	35,568	
Self-liquidating		
Other	55,000	55,000
Total	90,568	55,000
ISSUED AND OUTSTANDING		
School		35,568.28
Self-Liquidating		
Other		
Total		35,568.28
EQUALIZED VALUATION BASIS FOR NET DEBT COMPUTATION		40,522,332

REAL PROPERTY VALUATIONS

Code	Class	# of Parcels	% VAL'N	ASSESSED VALUATION
1	Vacant Land	462	6.02	1,897,700.00
2	Residential	904	70.77	22,294,850.00
3	Farm	368	20.33	6,402,700.00
4a	Commercial	23	2.88	906,300.00
4b	Industrial			
4c	Apartments			
Total		1757		31,501,550.00

Land Area 19.60 Sq. Miles

Net Valuation Taxable-Municipal	32,269,985
Net Valuation Taxable-County	41,499,965
State Equalized Valuation	45,174,460
State Equalization Ratio	70.94

1980 PROPERTY TAX		
STATE EQUALIZED TAX RATE		
Local District School Taxes	.67	306,662.00
Regional & Consalidated School Tax	.69	312,319.06
School Taxes in Municipal Budget		
County Taxes	.56	253,426.28
County Library Taxes	.01	5,995.22
Local Municipal Purpose Taxes	.25	113,700.00
Veteran & Senior Citizen Taxes		28,960.00
Total Taxes for Rate Computation	2.18	1,021,062.56
Special District Taxes		
Bank Corp. Taxes		180.55
Added and Omitted Taxes		10,924.51
Total Taxes Levied - ABSTRACT		1,003,207.62
Total Taxes Billed		1,004,840.05
1980 TAXES COLLECTED		914,737.99
1980 Taxes Cancelled, Abated or Adjusted		12,563.58
Transfer to Tax Title Liens or Foreclosed		9,894.76
Balance Outstanding Dec. 31, 1980		67,643.72
PRIOR YEARS TAXES OUTSTANDING		
Balance January 1, 1980		93,290.54
Collected in 1980		83,616.28
Cancelled, Abated or Adjusted 1980		2,141.76
Transfers to Tax Title Liens or Foreclosed		7,430.38
Balance December 31, 1980		102.12
TAX TITLE LIENS OUTSTANDING		
Balance January 1, 1980		10,702.62
Transfer From Taxes		16,861.45
Redeemed in 1980		9,920.91
Cancelled, Abated or Adjusted (1980)		
Transfers to Foreclosed Property		1,610.84
Balance December 31, 1980		16,032.32
PROPERTY ACQUIRED BY DEED OR FORECLOSURE		
Balance January 1, 1980		289,504.03
Transfers From Taxes or Liens		2,537.20
Sale for Cash (1980)		17,699.23
Cancelled, Abated or Adjusted (1980)		
Balance December 31, 1980		274,342.00
CURRENT FINANCES DECEMBER 31, 1980		
ASSETS		
Cash Dec. 31, 1980		341,183.04
Taxes Receivable		67,745.84
Tax Title Liens		16,032.32
Foreclosed Property		274,342.00
Emergencies & Other Deferred Charges		14,671.60
State and Federal Aid Receivable		416.47
Other Receivables		24,156.43
Total		738,547.70
LIABILITIES, RESERVES, AND SURPLUS		
Cash Liabilities		65,479.69
Reserves for Receivables		382,276.59
Surplus Dec. 31, 1980		290,791.42
Total		738,547.70

1980/3000

1702

Population 1970	1,595
Population 1980	1,569
S & P Rating	
Moody Rating	

General Tax Rate Per $100. 3.64

State Equalized Tax Rate 2.62

ELMER BOROUGH – SALEM CO.

Form of Government:
Borough Council
Number of Members on Governing Body 6

PER CAPITA:		PER CENT:	
Gross Debt	332.70	Gross Debt	2.93
Net Debt		Net Debt	
Debt Service		Tax Levy Collected	95.85
Total Tax Levy	336.20	Tax Levy Cancelled, Abated or Adjusted	.10
Municipal Expenditures	130.35		

EXPENDITURES	
GENERAL GOVERNMENT	
Governing Body & Public Boards	
Municipal Clerk	
Financial Administration	6,750.00
Assessment of Taxes	3,150.00
Collection of Taxes	3,000.00
Planning, Housing & Development	250.00
Human Resources	
Elections	300.00
General Administration (other)	24,310.00
JUDICIARY	
Municipal Courts	3,300.00
PUBLIC SAFETY	
Fire Protection	24,850.00
Police Protection	37,228.00
Civil Defense & Disaster Control	500.00
Environmental Inspection & Control	3,000.00
Other Public Safety	
PUBLIC WORKS	
Streets and Drainage	21,940.00
Sewers and Sewage Processing	
Garbage and Trash Disposal	15,333.13
Public Buildings and Grounds	12,800.00
Other Public Works	
HEALTH and WELFARE	
Health Services Except Environmental	1,700.00
Welfare-Public Assistance	450.00
Hospitals, Clinics, First Aid	1,500.00
Animal, Insect, & Rodent Control	150.00
Other Welfare Services	
RECREATION and CONSERVATION	
Beaches and Boardwalks	
Parks, Playgrounds, Shade Trees	5,200.00
Land Reclamation & Conservation	
Other Recreational Services	1,000.00
EDUCATION (excluding schools)	
Libraries	1,000.00
Other Educational Services	
STATUTORY EXPENDITURES	
Pensions & F. I. C. A.	4,933.50
Employee Fringe Benefits	
Other Statutory Expenditures	400.00
CETA And Other Public Employment Programs	
MUNICIPAL FUNCTIONS TOTAL	173,044.63
CAPITAL IMPROVEMENTS *MEMO*	6,500.00
DEBT SERVICE	
Principal Payments	
Interest Payments	
DEFERRED CHARGES	16.50
SCHOOL, COUNTY, SPECIAL DISTRICT TAXES	434,810.19
RESERVE FOR UNCOLLECTED TAXES	31,456.95
EXPENDITURES TOTAL	639,328.27

REVENUES-REALIZED		
1980 Property Taxes Collected		493,928.82
1980 Payments in Lieu of Taxes		
Delinquent Tax & Lien Collections		20,052.42
Business Personalty Replacement Taxes		17,679.40
Taxes from Public Utilities		46,413.00
Other Miscellaneous Tax Revenues		
State Aid Revenues		14,637.29
Federal Aid Revenues		
State and Local Fiscal Assistance Act Utilized		9,333.13
Sale of Acquired Property		
Other Miscellaneous Revenues		28,621.96
	Total	630,666.02
Prior Years Surplus Appropriated		23,449.86
REVENUES	TOTAL	654,115.88
Reserve For Uncollected Taxes		31,456.95
CAPITAL OUTLAY	TOTAL	1,745.80
Public Enterprises		1,745.80
Recreation—Culture		
Public Works		
Buildings and Grounds		
Library and Education		
Conservation		
All Other		

CAPITAL DEBT AUTHORIZED, DECEMBER 31, 1980

ISSUED AND UNISSUED	GROSS DEBT	NET DEBT
School	15,000	
Self-liquidating	507,000	
Other		
Total	522,000	
ISSUED AND OUTSTANDING		
School		15,000.00
Self-Liquidating		450,000.00
Other		
Total		465,000.00
EQUALIZED VALUATION BASIS FOR NET DEBT COMPUTATION		17,817,059

REAL PROPERTY VALUATIONS

Code	Class	# of Parcels	% VAL'N	ASSESSED VALUATION
1	Vacant Land	79	1.33	181,750.00
2	Residential	469	75.62	10,354,400.00
3	Farm	17	.85	115,700.00
4a	Commercial	56	22.21	3,041,100.00
4b	Industrial			
4c	Apartments			
Total		621		13,692,950.00

Land Area .80 Sq. Miles

Net Valuation Taxable-Municipal	14,157,573
Net Valuation Taxable-County	19,593,061
State Equalized Valuation	19,462,321
State Equalization Ratio	72.12

1980 PROPERTY TAX		
STATE EQUALIZED TAX RATE		
Local District School Taxes	1.37	268,716.25
Regional & Consalidated School Tax		
School Taxes in Municipal Budget		
County Taxes	.85	166,093.94
County Library Taxes		
Local Municipal Purpose Taxes	.40	79,282.40
Veteran & Senior Citizen Taxes		15,160.00
Total Taxes for Rate Computation	2.62	529,252.59
Special District Taxes		
Bank Corp. Taxes		13,408.50
Added and Omitted Taxes		
Total Taxes Levied - ABSTRACT		527,501.09
Total Taxes Billed		515,335.66
1980 TAXES COLLECTED		493,928.82
1980 Taxes Cancelled, Abated or Adjusted		538.72
Transfer to Tax Title Liens or Foreclosed		
Balance Outstanding Dec. 31, 1980		20,868.12
PRIOR YEARS TAXES OUTSTANDING		
Balance January 1, 1980		20,170.95
Collected in 1980		19,916.53
Cancelled, Abated or Adjusted 1980		14.32
Transfers to Tax Title Liens or Foreclosed		
Balance December 31, 1980		240.10
TAX TITLE LIENS OUTSTANDING		
Balance January 1, 1980		135.89
Transfer From Taxes		
Redeemed in 1980		135.89
Cancelled, Abated or Adjusted (1980)		
Transfers to Foreclosed Property		
Balance December 31, 1980		
PROPERTY ACQUIRED BY DEED OR FORECLOSURE		
Balance January 1, 1980		
Transfers From Taxes or Liens		
Sale for Cash (1980)		
Cancelled, Abated or Adjusted (1980)		
Balance December 31, 1980		

CURRENT FINANCES DECEMBER 31, 1980	
ASSETS	
Cash Dec. 31, 1980	256,475.36
Taxes Receivable	21,108.22
Tax Title Liens	
Foreclosed Property	
Emergencies & Other Deferred Charges	
State and Federal Aid Receivable	
Other Receivables	835.40
Total	278,418.98
LIABILITIES, RESERVES, AND SURPLUS	
Cash Liabilities	21,798.32
Reserves for Receivables	21,943.62
Surplus Dec. 31, 1980	234,677.04
Total	278,418.98

0211

Population 1970 20,520
Population 1980 18,377
S & P Rating
Moody Rating A-1

General Tax Rate Per $100. 2.13
State Equalized Tax Rate 1.75

ELMWOOD PARK BOROUGH — BERGEN CO.

Form of Government:
Borough Council
Number of Members on Governing Body 6

PER CAPITA:		PER CENT:	
Gross Debt	225.08	Gross Debt	1.00
Net Debt	135.98	Net Debt	.60
Debt Service	17.44	Tax Levy Collected	96.60
Total Tax Levy	429.33	Tax Levy Cancelled, Abated or Adjusted	.65
Municipal Expenditures	205.62		

EXPENDITURES		REVENUES-REALIZED	
GENERAL GOVERNMENT			
Governing Body & Public Boards	134,324.80		
Municipal Clerk		1980 Property Taxes Collected	7,637,339.15
Financial Administration	24,075.00	1980 Payments in Lieu of Taxes	
Assessment of Taxes	15,925.00	Delinquent Tax & Lien Collections	139,807.49
Collection of Taxes	54,816.00	Business Personalty Replacement Taxes	422,263.76
Planning, Housing & Development	7,650.00	Taxes from Public Utilities	598,446.00
Human Resources	5,600.00	Other Miscellaneous Tax Revenues	
Elections	3,035.00	State Aid Revenues	204,799.60
General Administration (other)	424,740.00	Federal Aid Revenues	126,356.26
JUDICIARY		State and Local Fiscal Assistance Act Utilized	163,547.32
Municipal Courts	24,955.00	Sale of Acquired Property	
PUBLIC SAFETY		Other Miscellaneous Revenues	221,838.88
Fire Protection	73,030.00	Total	9,514,398.46
Police Protection	864,151.32	Prior Years Surplus Appropriated	280,000.00
Civil Defense & Disaster Control	200.00	REVENUES TOTAL	9,794,398.46
Environmental Inspection & Control	26,640.00	Reserve For Uncollected Taxes	264,296.74
Other Public Safety		CAPITAL OUTLAY TOTAL	183,421.10
PUBLIC WORKS			
Streets and Drainage	245,547.85	Public Enterprises	725.00
Sewers and Sewage Processing	278,234.31	Recreation—Culture	
Garbage and Trash Disposal	283,961.00	Public Works	182,696.10
Public Buildings and Grounds	40,515.00	Buildings and Grounds	
Other Public Works	62,250.00	Library and Education	
HEALTH and WELFARE		Conservation	
Health Services Except Environmental	80,717.36	All Other	
Welfare-Public Assistance	7,540.00	CAPITAL DEBT AUTHORIZED, DECEMBER 31, 1980	
Hospitals, Clinics, First Aid		ISSUED AND UNISSUED	GROSS DEBT / NET DEBT
Animal, Insect, & Rodent Control		School	667,000
Other Welfare Services		Self-liquidating	967,452
RECREATION and CONSERVATION		Other	2,501,855 / 2,498,855
Beaches and Boardwalks		Total	4,136,307 / 2,498,855
Parks, Playgrounds, Shade Trees	400.00		
Land Reclamation & Conservation		ISSUED AND OUTSTANDING	
Other Recreational Services	78,569.00	School	667,000.00
EDUCATION (excluding schools)		Self-Liquidating	947,000.00
Libraries	122,000.00	Other	2,474,000.00
Other Educational Services		Total	4,088,000.00
STATUTORY EXPENDITURES		EQUALIZED VALUATION BASIS FOR NET DEBT COMPUTATION	413,520,174
Pensions & F. I. C. A.	204,144.47		
Employee Fringe Benefits	53,000.00	REAL PROPERTY VALUATIONS	
Other Statutory Expenditures	12,000.00		
CETA And Other Public Employment Programs			
MUNICIPAL FUNCTIONS TOTAL	3,128,021.11		
CAPITAL IMPROVEMENTS *MEMO*	10,000.00		
DEBT SERVICE			
Principal Payments	205,000.00		
Interest Payments	115,411.56		
DEFERRED CHARGES	65,910.67		
SCHOOL, COUNTY, SPECIAL DISTRICT TAXES	6,088,853.90		
RESERVE FOR UNCOLLECTED TAXES	264,296.74		
EXPENDITURES TOTAL	9,867,493.98		

Code	Class	# of Parcels	% VAL'N	ASSESSED VALUATION
1	Vacant Land	185	1.54	5,648,600.00
2	Residential	4392	66.91	245,583,150.00
3	Farm	13	.65	2,391,700.00
4a	Commercial	193	12.08	44,358,300.00
4b	Industrial	66	13.38	49,118,400.00
4c	Apartments	16	5.44	19,961,700.00
Total		4865		367,061,850.00

Land Area 2.50 Sq. Miles

Net Valuation Taxable-Municipal	368,984,235
Net Valuation Taxable-County	428,850,325
State Equalized Valuation	447,278,864
State Equalization Ratio	82.42

1980 PROPERTY TAX		
STATE EQUALIZED TAX RATE →		
Local District School Taxes	1.01	4,527,948.50
Regional & Consolidated School Tax		
School Taxes in Municipal Budget		
County Taxes	.35	1,560,905.40
County Library Taxes		
Local Municipal Purpose Taxes	.39	1,737,934.94
Veteran & Senior Citizen Taxes		181,230.00
Total Taxes for Rate Computation	1.75	8,008,018.84
Special District Taxes		
Bank Corp. Taxes		16,120.07
Added and Omitted Taxes		46,872.61
Total Taxes Levied - ABSTRACT		7,889,781.52
Total Taxes Billed		7,906,236.82
1980 TAXES COLLECTED		7,637,339.15
1980 Taxes Cancelled, Abated or Adjusted		51,391.17
Transfer to Tax Title Liens or Foreclosed		4,760.55
Balance Outstanding Dec. 31, 1980		212,745.95
PRIOR YEARS TAXES OUTSTANDING		
Balance January 1, 1980		183,358.46
Collected in 1980		139,807.49
Cancelled, Abated or Adjusted 1980		
Transfers to Tax Title Liens or Foreclosed		
Balance December 31, 1980		43,550.97
TAX TITLE LIENS OUTSTANDING		
Balance January 1, 1980		16,599.08
Transfer From Taxes		4,760.55
Redeemed in 1980		
Cancelled, Abated or Adjusted (1980)		
Transfers to Foreclosed Property		
Balance December 31, 1980		21,359.63
PROPERTY ACQUIRED BY DEED OR FORECLOSURE		
Balance January 1, 1980		268,200.00
Transfers From Taxes or Liens		
Sale for Cash (1980)		
Cancelled, Abated or Adjusted (1980)		
Balance December 31, 1980		268,200.00
CURRENT FINANCES DECEMBER 31, 1980		
ASSETS		
Cash Dec. 31, 1980		488,432.51
Taxes Receivable		256,296.92
Tax Title Liens		21,359.63
Foreclosed Property		268,200.00
Emergencies & Other Deferred Charges		109,011.27
State and Federal Aid Receivable		15,224.43
Other Receivables		18,034.91
Total		1,176,559.67
LIABILITIES, RESERVES, AND SURPLUS		
Cash Liabilities		270,849.57
Reserves for Receivables		563,891.46
Surplus Dec. 31, 1980		341,818.64
Total		1,176,559.67

1980/3000

1703

Population 1970	1,205
Population 1980	1,290
S & P Rating	
Moody Rating	

General Tax Rate Per $100. 3.65

Stote Equolized Tax Rote 2.44

ELSINBORO TOWNSHIP – SALEM CO.

Form of Government:
Township Committee
Number of Members on Governing Body 3

PER CAPITA:		PER CENT:	
Gross Debt	72.23	Gross Debt	.54
Net Debt	16.41	Net Debt	.12
Debt Service		Tax Levy Collected	94.43
Total Tax Levy	356.41	Tax Levy Cancelled, Abated or Adjusted	.02
Municipal Expenditures	120.48		

EXPENDITURES		REVENUES-REALIZED	
GENERAL GOVERNMENT			
Governing Body & Public Boards			
Municipal Clerk		1980 Property Taxes Collected	434,381.06
Financial Administration	7,350.00	1980 Payments in Lieu of Taxes	
Assessment of Taxes	18,700.00	Delinquent Tax & Lien Collections	16,087.28
Collection of Taxes	4,250.00	Business Personolty Replacement Taxes	8,728.88
Planning, Housing & Development	1,750.00	Taxes from Public Utilities	68,228.00
Human Resources		Other Miscelloneous Tax Revenues	
Elections		Stote Aid Revenues	8,157.11
General Administrotion (other)	20,550.00	Federal Aid Revenues	
JUDICIARY		State and Local Fiscal Assistance Act Utilized	5,740.00
Municipal Courts	4,150.00	Sale of Acquired Property	
PUBLIC SAFETY		Other Miscellaneous Revenues	37,833.06
Fire Protection	7,500.00	Totol	579,155.39
Police Protection	6,500.00	Prior Yeors Surplus Appropriated	71,870.19
Civil Defense & Disaster Control	1,300.00	REVENUES TOTAL	651,025.58
Environmentol Inspection & Control	2,200.00	Reserve For Uncollected Taxes	34,791.20
Other Public Sofety		CAPITAL OUTLAY TOTAL	53,651.81
PUBLIC WORKS			
Streets and Drainage	23,750.00	Public Enterprises	
Sewers and Sewoge Processing		Recreation—Culture	
Garbage and Trosh Disposal	17,000.00	Public Works	53,651.81
Public Buildings and Grounds		Buildings and Grounds	
Other Public Works		Library and Educotion	
HEALTH and WELFARE		Conservotion	
Health Services Except Environmental	375.00	All Other	
Welfare-Public Assistance	1,800.00		
Hospitols, Clinics, First Aid	300.00		
Animol, Insect, & Rodent Control	500.00		
Other Welfore Services			
RECREATION and CONSERVATION			
Beoches and Boardwolks			
Parks, Ploygrounds, Shode Trees			
Lond Reclamation & Conservation			
Other Recreotional Services			
EDUCATION (excluding schools)			
Librories			
Other Educotionol Services			
STATUTORY EXPENDITURES			
Pensions & F. I. C. A.	2,200.00		
Employee Fringe Benefits			
Other Stotutory Expenditures	250.00		
CETA And Other Public Employment Progroms			
MUNICIPAL FUNCTIONS TOTAL	120,425.00		
CAPITAL IMPROVEMENTS *MEMO*	5,000.00		
DEBT SERVICE			
Principal Payments			
Interest Poyments			
DEFERRED CHARGES	202.67		
SCHOOL, COUNTY, SPECIAL DISTRICT TAXES	458,706.69		
RESERVE FOR UNCOLLECTED TAXES	34,791.20		
EXPENDITURES TOTAL	614,125.56		

CAPITAL DEBT AUTHORIZED, DECEMBER 31, 1980

ISSUED AND UNISSUED	GROSS DEBT	NET DEBT
School	72,000	
Self-liquidoting		
Other	21,174	21,174
Total	93,174	21,174

ISSUED AND OUTSTANDING	
School	72,000.00
Self-Liquidoting	
Other	21,174.53
Totol	93,174.53
EQUALIZED VALUATION BASIS FOR NET DEBT COMPUTATION	17,110,818

REAL PROPERTY VALUATIONS

Code	Class	# of Parcels	% VAL'N	ASSESSED VALUATION
1	Vacant Lond	164	2.48	308,500.00
2	Residential	505	77.99	9,687,900.00
3	Form	141	14.83	1,841,660.00
4o	Commerciol	12	4.70	583,300.00
4b	Industrial			
4c	Aportments			
Totol		822		12,421,360.00

Lond Area 13.00 Sq. Miles

Net Voluation Taxable-Municipal	12,575,029
Net Voluation Toxoble-County	19,119,322
State Equolized Voluation	18,673,663
State Equalization Ratio	67.07

1980 PROPERTY TAX

STATE EQUALIZED TAX RATE		
Locol District School Taxes	1.58	296,732.00
Regional & Consolidoted School Tax		
School Taxes in Municipal Budget		
County Taxes	.86	161,974.69
County Library Taxes		
Local Municipol Purpose Taxes		
Veteran & Senior Citizen Taxes		18,070.00
Total Taxes for Rate Computation	2.44	476,776.69
Speciol District Toxes		
Bank Corp. Taxes		
Added and Omitted Taxes		1,067.63
Total Taxes Levied - ABSTRACT		459,774.32
Total Taxes Billed		460,006.19
1980 TAXES COLLECTED		434,381.06
1980 Toxes Cancelled, Aboted or Adjusted		113.15
Tronsfer to Tox Title Liens or Foreclosed		667.95
Bolance Outstanding Dec. 31, 1980		24,844.03

PRIOR YEARS TAXES OUTSTANDING

Balance Jonuory 1, 1980	15,906.90
Collected in 1980	15,906.90
Concelled, Abated or Adjusted 1980	
Tronsfers to Tox Title Liens or Foreclosed	
Balance December 31, 1980	

TAX TITLE LIENS OUTSTANDING

Bolonce Jonuory 1, 1980	5,255.28
Transfer From Toxes	667.95
Redeemed in 1980	180.38
Concelled, Aboted or Adjusted (1980)	
Tronsfers to Foreclosed Property	
Bolonce December 31, 1980	5,742.85

PROPERTY ACQUIRED BY DEED OR FORECLOSURE

Bolonce Jonuory 1, 1980	1,800.00
Tronsfers From Taxes or Liens	
Sole for Cosh (1980)	
Concelled, Aboted or Adjusted (1980)	
Bolonce December 31, 1980	1,800.00

CURRENT FINANCES DECEMBER 31, 1980

ASSETS

Cosh Dec. 31, 1980	267,511.46
Taxes Receivable	24,844.03
Tox Title Liens	5,742.85
Foreclosed Property	1,800.00
Emergencies & Other Deferred Charges	
Stote and Federol Aid Receivable	
Other Receivables	836.09
Totol	300,734.43

LIABILITIES, RESERVES, AND SURPLUS

Cosh Liabilities	171,225.98
Reserves for Receivobles	33,222.97
Surplus Dec. 31, 1980	96,285.48
Total	300,734.43

1980/3000

0214

Population 1970 8,440
Population 1980 7,793
S & P Rating
Moody Rating A-1

General Tax Rate Per $100. 3.03
State Equalized Tax Rate 2.51

EMERSON BOROUGH – BERGEN CO.

Form of Government:
Borough Council
Number of Members on Governing Body 6

PER CAPITA:

Gross Debt	259.99
Net Debt	140.22
Debt Service	13.72
Total Tax Levy	664.60
Municipal Expenditures	242.49

PER CENT:

Gross Debt	1.13
Net Debt	.61
Tax Levy Collected	96.56
Tax Levy Cancelled, Abated or Adjusted	.34

EXPENDITURES

GENERAL GOVERNMENT	
Governing Body & Public Boards	
Municipal Clerk	
Financial Administration	14,400.00
Assessment of Taxes	7,460.00
Collection of Taxes	14,477.00
Planning, Housing & Development	7,215.00
Human Resources	
Elections	1,600.00
General Administration (other)	325,397.58
JUDICIARY	
Municipal Courts	
PUBLIC SAFETY	
Fire Protection	79,735.00
Police Protection	508,271.93
Civil Defense & Disaster Control	5,522.00
Environmental Inspection & Control	8,375.00
Other Public Safety	
PUBLIC WORKS	
Streets and Drainage	171,262.49
Sewers and Sewage Processing	
Garbage and Trash Disposal	143,912.33
Public Buildings and Grounds	63,312.00
Other Public Works	
HEALTH and WELFARE	
Health Services Except Environmental	25,057.00
Welfare-Public Assistance	700.00
Hospitals, Clinics, First Aid	
Animal, Insect, & Rodent Control	1,000.00
Other Welfare Services	
RECREATION and CONSERVATION	
Beaches and Boardwalks	
Parks, Playgrounds, Shade Trees	900.00
Land Reclamation & Conservation	1,330.00
Other Recreational Services	23,500.00
EDUCATION (excluding schools)	
Libraries	57,155.00
Other Educational Services	
STATUTORY EXPENDITURES	
Pensions & F. I. C. A.	97,658.09
Employee Fringe Benefits	37,610.00
Other Statutory Expenditures	4,000.00
CETA And Other Public Employment Programs	19,000.00
MUNICIPAL FUNCTIONS TOTAL	1,618,850.42
CAPITAL IMPROVEMENTS *MEMO*	10,000.00
DEBT SERVICE	
Principal Payments	87,000.00
Interest Payments	19,920.00
DEFERRED CHARGES	11,291.20
SCHOOL, COUNTY, SPECIAL DISTRICT TAXES	4,336,446.70
RESERVE FOR UNCOLLECTED TAXES	152,665.00
EXPENDITURES TOTAL	6,226,173.32

REVENUES-REALIZED

1980 Property Taxes Collected		5,001,031.07
1980 Payments in Lieu of Taxes		
Delinquent Tax & Lien Collections		123,097.17
Business Personalty Replacement Taxes		71,940.76
Taxes from Public Utilities		323,697.00
Other Miscellaneous Tax Revenues		
State Aid Revenues		76,458.43
Federal Aid Revenues		5,144.14
State and Local Fiscal Assistance Act Utilized		70,022.00
Sale of Acquired Property		
Other Miscellaneous Revenues		325,316.36
	Total	5,996,706.93
Prior Years Surplus Appropriated		250,000.00
REVENUES	TOTAL	6,246,706.93
Reserve For Uncollected Taxes		152,665.00
CAPITAL OUTLAY	TOTAL	184,752.69
Public Enterprises		
Recreation—Culture		
Public Works		78,105.56
Buildings and Grounds		106,647.13
Library and Education		
Conservation		
All Other		

CAPITAL DEBT AUTHORIZED, DECEMBER 31, 1980

ISSUED AND UNISSUED	GROSS DEBT	NET DEBT
School	929,000	
Self-liquidating	4,324	
Other	1,092,771	1,092,771
Total	2,026,096	1,092,771

ISSUED AND OUTSTANDING	
School	929,000.00
Self-Liquidating	3,000.00
Other	890,700.00
Total	1,822,700.00
EQUALIZED VALUATION BASIS FOR NET DEBT COMPUTATION	178,714,162

REAL PROPERTY VALUATIONS

Code	Class	# of Parcels	% VAL'N	ASSESSED VALUATION
1	Vacant Land	128	1.24	2,108,000.00
2	Residential	2112	81.71	138,824,000.00
3	Farm	2	.04	68,900.00
4a	Commercial	93	16.33	27,745,000.00
4b	Industrial	11	.68	1,162,200.00
4c	Apartments			
Total		2346		169,908,100.00

Land Area 2.20 Sq. Miles

Net Valuation Taxable-Municipal	170,737,110
Net Valuation Taxable-County	185,467,844
State Equalized Valuation	205,192,854
State Equalization Ratio	83.14

1980 PROPERTY TAX

STATE EQUALIZED TAX RATE		
Local District School Taxes	1.78	3,655,962.50
Regional & Consolidated School Tax		
School Taxes in Municipal Budget		
County Taxes	.33	680,484.20
County Library Taxes		
Local Municipal Purpose Taxes	.41	832,846.29
Veteran & Senior Citizen Taxes		66,100.00
Total Taxes for Rate Computation	2.52	5,235,392.99
Special District Taxes		
Bank Corp. Taxes		3,880.67
Added and Omitted Taxes		6,065.61
Total Taxes Levied - ABSTRACT		5,179,239.27
Total Taxes Billed		5,179,400.04
1980 TAXES COLLECTED		5,001,031.07
1980 Taxes Cancelled, Abated or Adjusted		17,780.56
Transfer to Tax Title Liens or Foreclosed		5,647.92
Balance Outstanding Dec. 31, 1980		154,940.49

PRIOR YEARS TAXES OUTSTANDING

Balance January 1, 1980	124,651.53
Collected in 1980	123,097.17
Cancelled, Abated or Adjusted 1980	
Transfers to Tax Title Liens or Foreclosed	388.00
Balance December 31, 1980	1,166.36

TAX TITLE LIENS OUTSTANDING

Balance January 1, 1980	22,509.75
Transfer From Taxes	6,035.92
Redeemed in 1980	
Cancelled, Abated or Adjusted (1980)	
Transfers to Foreclosed Property	
Balance December 31, 1980	28,545.67

PROPERTY ACQUIRED BY DEED OR FORECLOSURE

Balance January 1, 1980	20,025.00
Transfers From Taxes or Liens	
Sale for Cash (1980)	
Cancelled, Abated or Adjusted (1980)	
Balance December 31, 1980	20,025.00

CURRENT FINANCES DECEMBER 31, 1980

ASSETS

Cash Dec. 31, 1980	2,251,736.26
Taxes Receivable	156,106.85
Tax Title Liens	28,545.67
Foreclosed Property	20,025.00
Emergencies & Other Deferred Charges	91,194.54
State and Federal Aid Receivable	
Other Receivables	2,578.70
Total	2,550,187.02

LIABILITIES, RESERVES, AND SURPLUS

Cash Liabilities	1,936,335.24
Reserves for Receivables	207,256.22
Surplus Dec. 31, 1980	406,595.56
Total	2,550,187.02

0215

Population 1970 ◦25,030
Population 1980 23,701
S & P Rating
Moody Rating A

General Tax Rate Per $100. 3.73
State Equalized Tax Rate 3.39

ENGLEWOOD CITY — BERGEN CO.

Form of Government:
Special Charter — (CH 124 — 1978)
Number of Members on Governing Body 5

PER CAPITA:		PER CENT:	
Gross Debt	782.30	Gross Debt	3.34
Net Debt	577.77	Net Debt	2.65
Debt Service	71.11	Tax Levy Collected	94.51
Total Tax Levy	847.68	Tax Levy Cancelled, Abated or Adjusted	1.39
Municipal Expenditures	618.71		

EXPENDITURES	
GENERAL GOVERNMENT	
Governing Body & Public Boards	16,609.00
Municipal Clerk	92,642.00
Financial Administration	114,534.00
Assessment of Taxes	69,875.00
Collection of Taxes	48,328.00
Planning, Housing & Development	24,863.00
Human Resources	36,000.00
Elections	
General Administration (other)	1,328,833.00
JUDICIARY	
Municipal Courts	130,318.00
PUBLIC SAFETY	
Fire Protection	1,376,313.00
Police Protection	2,357,411.00
Civil Defense & Disaster Control	2,815.00
Environmental Inspection & Control	159,567.00
Other Public Safety	
PUBLIC WORKS	
Streets and Drainage	832,396.54
Sewers and Sewage Processing	545,664.00
Garbage and Trash Disposal	733,337.00
Public Buildings and Grounds	652,746.00
Other Public Works	165,030.00
HEALTH and WELFARE	
Health Services Except Environmental	338,633.00
Welfare-Public Assistance	81,722.64
Hospitals, Clinics, First Aid	
Animal, Insect, & Rodent Control	23,775.00
Other Welfare Services	41,000.00
RECREATION and CONSERVATION	
Beaches and Boardwalks	
Parks, Playgrounds, Shade Trees	167,110.00
Land Reclamation & Conservation	17,595.00
Other Recreational Services	269,734.00
EDUCATION (excluding schools)	
Libraries	448,380.00
Other Educational Services	35,000.00
STATUTORY EXPENDITURES	
Pensions & F. I. C. A.	1,113,834.72
Employee Fringe Benefits	268,000.00
Other Statutory Expenditures	1.00
CETA And Other Public Emplayment Programs	315,000.00
MUNICIPAL FUNCTIONS TOTAL	11,807,066.90
CAPITAL IMPROVEMENTS *MEMO*	75,000.00
DEBT SERVICE	
Principal Payments	787,429.50
Interest Payments	897,987.53
TYPE I SCHL DEBT *MEMO	600,098.79
DEFERRED CHARGES	179,562.52
SCHOOL, COUNTY, SPECIAL DISTRICT TAXES	11,302,110.31
RESERVE FOR UNCOLLECTED TAXES	991,990.79
EXPENDITURES TOTAL	25,966,147.55

REVENUES-REALIZED		
1980 Property Taxes Collected		18,945,175.00
1980 Payments in Lieu of Taxes		66,500.00
Delinquent Tax & Lien Collections		706,220.73
Business Personalty Replacement Taxes		648,290.56
Taxes from Public Utilities		1,393,136.00
Other Miscellaneous Tax Revenues		
State Aid Revenues		267,329.75
Federal Aid Revenues		307,098.83
State and Local Fiscal Assistance Act Utilized		346,471.97
Sale of Acquired Property		
Other Miscellaneous Revenues		1,545,400.87
	Total	24,225,623.71
Prior Years Surplus Appropriated		380,000.00
REVENUES	TOTAL	24,605,623.71
Reserve For Uncollected Taxes		991,990.79
CAPITAL OUTLAY	TOTAL	2,506,566.27
Public Enterprises		43,054.63
Recreation—Culture		306,484.44
Public Works		1,528,598.34
Buildings and Grounds		255,653.95
Library and Educatian		372,774.91
Conservation		
All Other		

CAPITAL DEBT AUTHORIZED, DECEMBER 31, 1980

ISSUED AND UNISSUED	GROSS DEBT	NET DEBT
School	4,847,450	
Self-liquidating		
Other	13,693,753	13,693,753
Total	18,541,203	13,693,753

ISSUED AND OUTSTANDING	
School	4,802,000.00
Self-Liquidating	
Other	12,887,759.00
Total	17,689,759.00
EQUALIZED VALUATION BASIS FOR NET DEBT COMPUTATION	516,755,081

REAL PROPERTY VALUATIONS

Code	Class	# of Parcels	% VAL'N	ASSESSED VALUATION
1	Vacant Land	197	1.44	7,471,500.00
2	Residential	4961	67.02	348,655,750.00
3	Farm			
4a	Commercial	382	12.60	65,534,500.00
4b	Industrial	150	12.23	63,631,600.00
4c	Apartments	68	6.72	34,935,700.00
Total		5758		520,229,050.00

Land Area 4.90 Sq. Miles

Net Valuatian Taxable-Municipal	535,366,258
Net Valuatian Taxable-Caunty	561,023,136
State Equalized Valuatian	587,500,405
State Equalization Ratio	90.96

1980 PROPERTY TAX		
STATE EQUALIZED TAX RATE →		
Local District School Taxes	1.47	8,671,500.00
Regional & Consolidated School Tax		
School Taxes in Municipal Budget	.10	599,039.00
County Taxes	.35	2,031,571.31
County Library Taxes		
Local Municipal Purpose Taxes	1.47	8,654,749.36
Veteran & Senior Citizen Taxes		123,110.00
Total Taxes for Rate Computation	3.39	20,079,969.67
Special District Taxes		
Bank Corp. Taxes		44,847.46
Added and Omitted Taxes		89,130.42
Total Taxes Levied - ABSTRACT		20,090,837.55
Total Taxes Billed		20,045,990.09
1980 TAXES COLLECTED		18,945,175.00
1980 Taxes Cancelled, Abated or Adjusted		277,884.23
Transfer to Tax Title Liens or Foreclosed		
Balance Outstanding Dec. 31, 1980		822,930.86
PRIOR YEARS TAXES OUTSTANDING		
Balance January 1, 1980		651,767.82
Collected in 1980		569,259.44
Cancelled, Abated ar Adjusted 1980		
Transfers to Tax Title Liens or Foreclased		22,166.34
Balance December 31, 1980		60,342.04
TAX TITLE LIENS OUTSTANDING		
Balance January 1, 1980		266,196.64
Transfer Fram Taxes		30,176.80
Redeemed in 1980		136,961.29
Cancelled, Abated ar Adjusted (1980)		
Transfers ta Fareclased Praperty		
Balance December 31, 1980		159,412.15
PROPERTY ACQUIRED BY DEED OR FORECLOSURE		
Balance January 1, 1980		146,279.00
Transfers From Taxes ar Liens		
Sale for Cash (1980)		
Cancelled, Abated ar Adjusted (1980)		
Balance December 31, 1980		146,279.00

CURRENT FINANCES DECEMBER 31, 1980 ASSETS	
Cash Dec. 31, 1980	705,858.41
Taxes Receivable	883,272.90
Tax Title Liens	159,412.15
Fareclased Property	146,279.00
Emergencies & Other Deferred Charges	164,078.79
State and Federal Aid Receivable	13,770.75
Other Receivables	146,775.03
Total	2,219,447.03
LIABILITIES, RESERVES, AND SURPLUS	
Cash Liabilities	429,080.38
Reserves for Receivables	1,335,738.98
Surplus Dec. 31, 1980	454,627.67
Total	2,219,447.03

1980/3000

* ABOVE DEBT SERVICE INCLUDES TYPE I SCHOOL DEBT

0216

Papulation 1970 5,940
Population 1980 5,698
S & P Rating
Moody Rating AA

General Tax Rate Per $100 1.82
State Equalized Tax Rate 1.32

ENGLEWOOD CLIFFS BOROUGH — BERGEN CO.

Form of Government: Borough Council
Number of Members on Governing Body 6

PER CAPITA:		PER CENT:	
Gross Debt	645.87	Gross Debt	1.00
Net Debt	532.14	Net Debt	.83
Debt Service	38.37	Tax Levy Collected	97.79
Total Tax Levy	968.93	Tax Levy Cancelled, Abated or Adjusted	.10
Municipal Expenditures	474.73		

EXPENDITURES		REVENUES-REALIZED	
GENERAL GOVERNMENT			
Governing Body & Public Baards	7,500.00		
Municipal Clerk		1980 Property Taxes Collected	5,400,956.01
Financial Administration	10,850.00	1980 Payments in Lieu of Taxes	
Assessment of Taxes	14,420.00	Delinquent Tax & Lien Collections	134,376.98
Collection of Taxes	30,783.00	Business Persanalty Replacement Taxes	296,197.32
Planning, Housing & Develapment	13,905.00	Taxes from Public Utilities	398,011.00
Human Resources	5,000.00	Other Miscellaneous Tax Revenues	26,200.00
Elections		State Aid Revenues	40,044.01
General Administration (other)	232,011.00	Federal Aid Revenues	
JUDICIARY		State and Local Fiscal Assistance Act Utilized	41,731.00
Municipal Caurts	21,320.00	Sale of Acquired Property	
PUBLIC SAFETY		Other Miscellaneous Revenues	230,285.09
Fire Protection	63,837.00	Tatal	6,567,801.41
Police Protection	753,053.85	Prior Years Surplus Appropriated	210,000.00
Civil Defense & Disaster Control	600.00	REVENUES TOTAL	6,777,801.41
Envirannental Inspection & Cantral	14,900.00	Reserve For Uncollected Taxes	219,000.00
Other Public Safety		CAPITAL OUTLAY TOTAL	460,712.77
PUBLIC WORKS			
Streets and Drainage	367,213.00	Public Enterprises	
Sewers and Sewage Processing	205,562.71	Recreation—Culture	
Garbage and Trash Dispasal	98,097.00	Public Works	230,841.20
Public Buildings and Graunds	79,000.00	Buildings and Graunds	229,871.57
Other Public Works		Library and Education	
HEALTH and WELFARE		Conservation	
Health Services Except Environmental	20,385.00	All Other	
Welfare-Public Assistance	2,150.00		
Hospitals, Clinics, First Aid	2,500.00		
Animal, Insect, & Rodent Control			
Other Welfare Services			
RECREATION and CONSERVATION			
Beaches and Boardwalks			
Parks, Playgrounds, Shade Trees	70,630.00		
Land Reclamation & Canservation			
Other Recreatianal Services			
EDUCATION (excluding schoals)			
Libraries	63,200.00		
Other Educational Services			
STATUTORY EXPENDITURES			
Pensians & F. I. C. A.	127,600.00		
Employee Fringe Benefits	47,830.00		
Other Statutory Expenditures	4,300.00		
CETA And Other Public Employment Programs	9,550.00		
MUNICIPAL FUNCTIONS TOTAL	2,256,197.56		
CAPITAL IMPROVEMENTS *MEMO*	1,168.00		
DEBT SERVICE			
Principal Payments	100,000.00		
Interest Payments	118,644.99		
DEFERRED CHARGES	11,180.51		
SCHOOL, COUNTY, SPECIAL DISTRICT TAXES	4,051,031.24		
RESERVE FOR UNCOLLECTED TAXES	219,000.00		
EXPENDITURES TOTAL	6,756,054.30		

CAPITAL DEBT AUTHORIZED, DECEMBER 31, 1980

ISSUED AND UNISSUED	GROSS DEBT	NET DEBT
School	648,000	
Self-liquidating		
Other	3,032,153	3,032,153
Tatal	3,680,153	3,032,153

ISSUED AND OUTSTANDING	
School	648,000.00
Self-Liquidating	
Other	2,461,300.00
Tatal	3,109,300.00
EQUALIZED VALUATION BASIS FOR NET DEBT COMPUTATION	367,088,842

REAL PROPERTY VALUATIONS

Code	Class	# of Parcels	% VAL'N	ASSESSED VALUATION
1	Vacant Land	203	3.75	11,264,500.00
2	Residential	1692	49.12	147,383,500.00
3	Farm			
4a	Commercial	100	46.76	140,297,900.00
4b	Industrial	2	.15	460,000.00
4c	Apartments	2	.22	653,000.00
Total		1999		300,058,900.00

Land Area 1.80 Sq. Miles

Net Valuation Taxable-Municipal	301,953,292
Net Valuation Taxable-County	391,861,204
State Equalized Valuation	413,102,971
State Equalizatian Ratio	72.97

1980 PROPERTY TAX

STATE EQUALIZED TAX RATE		
Local District School Taxes	.64	2,627,683.00
Regional & Consolidated School Tax		
Schaal Taxes in Municipal Budget		
County Taxes	.34	1,423,348.24
County Library Taxes		
Local Municipal Purpase Taxes	.34	1,427,100.13
Veteran & Seniar Citizen Taxes		30,470.00
Total Taxes for Rate Computation	1.32	5,508,601.37
Special District Taxes		
Bank Corp. Taxes		15,236.04
Added and Omitted Taxes		27,623.25
Total Taxes Levied - ABSTRACT		5,520,990.66
Tatal Taxes Billed		5,523,173.17
1980 TAXES COLLECTED		5,400,956.01
1980 Taxes Cancelled, Abated or Adjusted		5,331.74
Transfer ta Tax Title Liens ar Foreclosed		
Balance Outstanding Dec. 31, 1980		116,885.42

PRIOR YEARS TAXES OUTSTANDING	
Balance January 1, 1980	134,376.98
Collected in 1980	134,376.98
Cancelled, Abated or Adjusted 1980	
Transfers ta Tax Title Liens ar Fareclosed	
Balance December 31, 1980	
TAX TITLE LIENS OUTSTANDING	
Balance January 1, 1980	
Transfer Fram Taxes	
Redeemed in 1980	
Cancelled, Abated ar Adjusted (1980)	
Transfers to Foreclosed Property	
Balance December 31, 1980	
PROPERTY ACQUIRED BY DEED OR FORECLOSURE	
Balance January 1, 1980	39,528.00
Transfers From Taxes or Liens	
Sale for Cash (1980)	
Cancelled, Abated or Adjusted (1980)	
Balance December 31, 1980	39,528.00

CURRENT FINANCES DECEMBER 31, 1980 ASSETS	
Cash Dec. 31, 1980	650,318.02
Taxes Receivable	116,885.42
Tax Title Liens	
Foreclosed Property	39,528.00
Emergencies & Other Deferred Charges	15,720.00
State and Federal Aid Receivable	
Other Receivables	11,234.86
Tatal	833,686.30
LIABILITIES, RESERVES, AND SURPLUS	
Cash Liabilities	162,506.61
Reserves for Receivables	167,648.28
Surplus Dec. 31, 1980	503,531.41
Tatal	833,686.30

1980/3000

1312

Papulatian 1970 1,065
Papulatian 1980 576
S & P Rating
Moady Rating

General Tax Rate Per $100. 5.23
State Equalized Tax Rate 2.67

ENGLISHTOWN BOROUGH — MONMOUTH CO.

Form of Government:
Borough Council
Number of Members on Governing Body 6

PER CAPITA:		PER CENT:	
Grass Debt	1,157.55	Gross Debt	2.49
Net Debt	454.43	Net Debt	.98
Debt Service		Tax Levy Collected	91.12
Total Tax Levy	462.18	Tax Levy Cancelled, Abated or Adjusted	.34
Municipal Expenditures	272.31		

EXPENDITURES		REVENUES-REALIZED		1980 PROPERTY TAX		
GENERAL GOVERNMENT				STATE EQUALIZED TAX RATE →		
Governing Body & Public Boards	2,000.00			Local District School Taxes		
Municipal Clerk	5,675.00	1980 Property Taxes Collected	417,972.43	Regianal & Cansalidated Schaal Tax	1.75	287,467.50
Financial Administration	5,360.00	1980 Payments in Lieu of Taxes		Schaal Taxes in Municipal Budget		
Assessment of Taxes	22,400.00	Delinquent Tax & Lien Callectians	13,209.93	County Taxes	.51	* 83,265.24
Collectian af Taxes	1,400.00	Business Persanalty Replacement Taxes	20,624.48	County Library Taxes	.02	3,084.15
Planning, Housing & Development	3,250.00	Taxes from Public Utilities	46,962.00	Lacal Municipal Purpase Taxes	.41	67,495.33
Human Resaurces		Other Miscellaneaus Tax Revenues		Veteran & Senior Citizen Taxes		8,810.00
Elections	650.00	State Aid Revenues	10,139.70	Total Taxes for Rate Computatian	2.69	450,152.22
General Administration (ather)	51,118.07	Federal Aid Revenues	9,597.50	Special District Taxes		
JUDICIARY		State and Local Fiscal Assistance Act Utilized	23,704.71	Bank Carp. Taxes		2,035.86
Municipal Courts	7,450.00	Sale of Acquired Property		Added and Omitted Taxes		7,708.44
PUBLIC SAFETY		Other Miscellaneous Revenues	30,324.03	Total Taxes Levied - ABSTRACT		451,086.52
Fire Protection	8,100.00	Total	572,534.78	Total Taxes Billed		458,719.38
Palice Protectian	49,707.00	Prior Years Surplus Appropriated	30,000.00	1980 TAXES COLLECTED		417,972.43
Civil Defense & Disaster Control		REVENUES TOTAL	602,534.78	1980 Taxes Cancelled, Abated ar Adjusted		1,539.09
Environmental Inspection & Cantral	5,750.00	Reserve For Uncollected Taxes	31,311.24	Transfer to Tax Title Liens or Foreclosed		2,313.87
Other Public Safety		CAPITAL OUTLAY TOTAL	30,935.17	Balance Outstanding Dec. 31, 1980		36,893.99
PUBLIC WORKS				PRIOR YEARS TAXES OUTSTANDING		
Streets and Drainage	14,600.00	Public Enterprises	113.00	Balance January 1, 1980		17,690.62
Sewers and Sewage Pracessing		Recreation—Culture	1,166.30	Collected in 1980		13,209.93
Garbage and Trash Disposal	11,600.00	Public Works	26,526.11	Cancelled, Abated or Adjusted 1980		
Public Buildings and Grounds	13,000.00	Buildings and Graunds	3,129.76	Transfers to Tax Title Liens or Fareclosed		
Other Public Works		Library and Education		Balance December 31, 1980		4,480.69
HEALTH and WELFARE		Conservatian		TAX TITLE LIENS OUTSTANDING		
Health Services Except Environmental		All Other		Balance January 1, 1980		4,141.12
Welfare-Public Assistance	4,000.00	CAPITAL DEBT AUTHORIZED, DECEMBER 31, 1980		Transfer From Taxes		2,313.87
Hospitals, Clinics, First Aid	500.00	ISSUED AND UNISSUED — GROSS DEBT — NET DEBT		Redeemed in 1980		
Animal, Insect, & Radent Cantral		School 331,763		Cancelled, Abated or Adjusted (1980)		
Other Welfare Services		Self-liquidating 723,000 368,519		Transfers to Foreclosed Property		
RECREATION and CONSERVATION		Other 75,000 75,000		Balance December 31, 1980		6,454.99
Beaches and Boardwalks		Total 1,129,763 443,519		PROPERTY ACQUIRED BY DEED OR FORECLOSURE		
Parks, Playgraunds, Shade Trees				Balance January 1, 1980		100.00
Land Reclamation & Conservation		ISSUED AND OUTSTANDING		Transfers From Taxes or Liens		
Other Recreational Services	1,390.00	School 325,006.03		Sale for Cash (1980)		
EDUCATION (excluding schools)		Self-Liquidating 639,000.00		Cancelled, Abated or Adjusted (1980)		
Libraries		Other		Balance December 31, 1980		100.00
Other Educational Services		Total 964,006.03		CURRENT FINANCES DECEMBER 31, 1980		
STATUTORY EXPENDITURES		EQUALIZED VALUATION BASIS		ASSETS		
Pensions & F. I. C. A.	5,200.00	FOR NET DEBT COMPUTATION 45,384,016		Cash Dec. 31, 1980		167,824.19
Employee Fringe Benefits	2,300.00	REAL PROPERTY VALUATIONS		Taxes Receivable		41,374.69
Other Statutary Expenditures	500.00	Code Class # of Parcels % VAL'N ASSESSED VALUATION		Tax Title Liens		6,454.99
CETA And Other Public Emplayment Programs	10,000.00	1 Vacant Land 40 2.67 203,910.00		Foreclosed Property		100.00
MUNICIPAL FUNCTIONS TOTAL	225,950.07	2 Residential 237 58.82 4,484,372.00		Emergencies & Other Deferred Charges		41,887.66
CAPITAL IMPROVEMENTS *MEMO*	3,750.00	3 Farm 7 1.36 103,900.00		State and Federal Aid Receivable		12,056.50
DEBT SERVICE		4a Commercial 26 17.90 1,365,000.00		Other Receivables		39,250.21
Principal Payments		4b Industrial 6 18.05 1,376,500.00		Total		308,948.23
Interest Payments		4c Apartments 1 1.19 90,500.00		LIABILITIES, RESERVES, AND SURPLUS		
		Total 317 7,624,182.00		Cash Liabilities		125,830.93
DEFERRED CHARGES	8,515.67	Land Area .57 Sq. Miles		Reserves for Receivables		81,469.95
SCHOOL, COUNTY, SPECIAL DISTRICT TAXES	373,846.89	Net Valuation Taxable-Municipal 8,431,238		Surplus Dec. 31, 1980		101,647.35
RESERVE FOR UNCOLLECTED TAXES	31,311.24	Net Valuation Taxable-County 14,944,304		Total		308,948.23
EXPENDITURES TOTAL	639,623.87	State Equalized Valuation 15,703,916				
		State Equalization Ratio 51.18				

1980 3000

*Includes County Health Service Taxes or County Vocational School Taxes. See Table 13, pgs. 675, 676.

0706

Population 1970 2,545
Population 1980 2,363
S & P Rating
Moody Rating

General Tax Rate Per $100. 4.37
State Equalized Tax Rate 2.58

ESSEX FELLS BOROUGH — ESSEX CO.

Form of Government:
Borough Council
Number of Members on Governing Body 6

PER CAPITA:
Gross Debt 302.37
Net Debt
Debt Service
Total Tax Levy 1,249.34
Municipal Expenditures 419.87

PER CENT:
Gross Debt .73
Net Debt
Tax Levy Collected 98.46
Tax Levy Cancelled, Abated or Adjusted

EXPENDITURES	
GENERAL GOVERNMENT	
Governing Body & Public Boards	
Municipal Clerk	
Financial Administration	23,379.00
Assessment of Taxes	5,010.00
Collection of Taxes	3,371.00
Planning, Housing & Development	746.20
Human Resources	
Elections	493.65
General Administration (other)	88,278.33
JUDICIARY	
Municipal Courts	9,531.00
PUBLIC SAFETY	
Fire Protection	14,841.00
Police Protection	272,010.00
Civil Defense & Disaster Control	
Environmental Inspection & Control	2,928.00
Other Public Safety	
PUBLIC WORKS	
Streets and Drainage	124,799.37
Sewers and Sewage Processing	49,710.00
Garbage and Trash Disposal	
Public Buildings and Grounds	20,631.28
Other Public Works	
HEALTH and WELFARE	
Health Services Except Environmental	4,716.65
Welfare-Public Assistance	2,544.50
Hospitals, Clinics, First Aid	
Animal, Insect, & Rodent Control	
Other Welfare Services	
RECREATION and CONSERVATION	
Beaches and Boardwalks	
Parks, Playgrounds, Shade Trees	18,876.00
Land Reclamation & Conservation	
Other Recreational Services	
EDUCATION (excluding schools)	
Libraries	
Other Educational Services	
STATUTORY EXPENDITURES	
Pensions & F. I. C. A.	61,592.39
Employee Fringe Benefits	
Other Statutory Expenditures	1,600.00
CETA And Other Public Employment Programs	
MUNICIPAL FUNCTIONS TOTAL	705,058.37
CAPITAL IMPROVEMENTS *MEMO*	25,314.00
DEBT SERVICE	
Principal Payments	
Interest Payments	
DEFERRED CHARGES	
SCHOOL, COUNTY, SPECIAL DISTRICT TAXES	2,593,881.29
RESERVE FOR UNCOLLECTED TAXES	287,097.88
EXPENDITURES TOTAL	3,586,037.54

REVENUES-REALIZED	
1980 Property Taxes Collected	2,911,773.32
1980 Payments in Lieu of Taxes	
Delinquent Tax & Lien Collections	32,625.41
Business Personalty Replacement Taxes	6,004.24
Taxes from Public Utilities	148,074.00
Other Miscellaneous Tax Revenues	
State Aid Revenues	17,089.49
Federal Aid Revenues	
State and Local Fiscal Assistance Act Utilized	10,517.37
Sale of Acquired Property	
Other Miscellaneous Revenues	217,127.42
Total	3,343,211.25
Prior Years Surplus Appropriated	291,000.00
REVENUES TOTAL	3,634,211.25
Reserve For Uncollected Taxes	287,097.88
CAPITAL OUTLAY TOTAL	27,517.78
Public Enterprises	27,517.78
Recreation—Culture	
Public Works	
Buildings and Grounds	
Library and Education	
Conservation	
All Other	

CAPITAL DEBT AUTHORIZED, DECEMBER 31, 1980

ISSUED AND UNISSUED	GROSS DEBT	NET DEBT
School	714,506	
Self-liquidating		
Other		
Total	714,506	
ISSUED AND OUTSTANDING		
School		714,506.73
Self-Liquidating		
Other		
Total		714,506.73
EQUALIZED VALUATION BASIS FOR NET DEBT COMPUTATION		97,653,751

REAL PROPERTY VALUATIONS

Code	Class	# of Parcels	% VAL'N	ASSESSED VALUATION
1	Vacant Land	38	1.37	917,900.00
2	Residential	721	96.25	64,658,400.00
3	Farm			
4a	Commercial	5	2.39	1,603,200.00
4b	Industrial			
4c	Apartments			
Total		764		67,179,500.00

Land Area 1.30 Sq. Miles

Net Valuation Taxable-Municipal	67,433,700
Net Valuation Taxable-County	97,376,506
State Equalized Valuation	114,021,346
State Equalization Ratio	59.05

1980 PROPERTY TAX		
STATE EQUALIZED TAX RATE		
Local District School Taxes	.49	554,763.00
Regional & Consolidated School Tax	.68	772,364.64
School Taxes in Municipal Budget		
County Taxes	1.11	1,266,753.65
County Library Taxes		
Local Municipal Purpose Taxes	.30	347,893.74
Veteran & Senior Citizen Taxes		9,690.00
Total Taxes for Rate Computation	2.58	2,951,465.03
Special District Taxes		
Bank Corp. Taxes		
Added and Omitted Taxes		10,404.97
Total Taxes Levied - ABSTRACT		2,952,180.00
Total Taxes Billed		2,957,257.66
1980 TAXES COLLECTED		2,911,773.32
1980 Taxes Cancelled, Abated or Adjusted		
Transfer to Tax Title Liens or Foreclosed		
Balance Outstanding Dec. 31, 1980		45,484.34

PRIOR YEARS TAXES OUTSTANDING	
Balance January 1, 1980	32,625.41
Collected in 1980	32,625.41
Cancelled, Abated or Adjusted 1980	
Transfers to Tax Title Liens or Foreclosed	
Balance December 31, 1980	
TAX TITLE LIENS OUTSTANDING	
Balance January 1, 1980	
Transfer From Taxes	
Redeemed in 1980	
Cancelled, Abated or Adjusted (1980)	
Transfers to Foreclosed Property	
Balance December 31, 1980	
PROPERTY ACQUIRED BY DEED OR FORECLOSURE	
Balance January 1, 1980	3,600.00
Transfers From Taxes or Liens	
Sale for Cash (1980)	
Cancelled, Abated or Adjusted (1980)	
Balance December 31, 1980	3,600.00

CURRENT FINANCES DECEMBER 31, 1980	
ASSETS	
Cash Dec. 31, 1980	1,163,722.57
Taxes Receivable	45,484.34
Tax Title Liens	
Foreclosed Property	3,600.00
Emergencies & Other Deferred Charges	
State and Federal Aid Receivable	
Other Receivables	1,214.05
Total	1,214,020.96
LIABILITIES, RESERVES, AND SURPLUS	
Cash Liabilities	781,252.69
Reserves for Receivables	50,298.39
Surplus Dec. 31, 1980	382,469.88
Total	1,214,020.96

1980/3000

0109

Papulotion 1970	540
Populatian 1980	848
S & P Roting	
Moody Rating	

Generol Tox Rote Per $100. 2.82

Stote Equolized Tax Rote 1.92

ESTELL MANOR CITY – ATLANTIC CO.

Form of Government:

Small Municipality Plan D (OMCL50)

Number of Members on Governing Body 5

PER CAPITA		PER CENT	
Gross Debt	319.58	Gross Debt	1.29
Net Debt		Net Debt	
Debt Service		Tox Levy Collected	91.46
Totol Tox Levy	586.35	Tox Levy Cancelled, Abated or Adjusted	.28
Municipol Expenditures	426.05		

EXPENDITURES	
GENERAL GOVERNMENT	
Governing Body & Public Boords	
Municipal Clerk	
Finonciol Administrotian	9,075.00
Assessment of Taxes	7,750.00
Collection of Taxes	24,600.00
Planning, Housing & Development	7,050.00
Human Resources	2,325.00
Elections	
Generol Administrotion (other)	46,513.00
JUDICIARY	
Municipal Courts	5,000.00
PUBLIC SAFETY	
Fire Protection	6,700.00
Police Protection	3,325.00
Civil Defense & Disoster Control	4,150.00
Enviranmentol Inspection & Cantral	450.00
Other Public Sofety	
PUBLIC WORKS	
Streets ond Droinoge	148,522.55
Sewers ond Sewage Processing	
Gorboge ond Trosh Dispasol	9,000.00
Public Buildings and Grounds	9,900.00
Other Public Works	
HEALTH ond WELFARE	
Heolth Services Except Environmental	250.00
Welfore-Public Assistance	950.00
Hospitals, Clinics, First Aid	
Animol, Insect, & Rodent Control	
Other Welfore Services	
RECREATION ond CONSERVATION	
Beoches ond Boordwolks	
Porks, Ploygrounds, Shode Trees	
Lond Reclomotion & Conservotion	
Other Recreotionol Services	200.00
EDUCATION (excluding schoals)	
Librories	
Other Educotionol Services	
STATUTORY EXPENDITURES	
Pensions & F. I. C. A.	5,950.00
Employee Fringe Benefits	
Other Statutory Expenditures	527.00
CETA And Other Public Employment Progroms	
MUNICIPAL FUNCTIONS TOTAL	292,237.55
CAPITAL IMPROVEMENTS *MEMO*	5,000.00
DEBT SERVICE	
Principol Poyments	
Interest Poyments	
DEFERRED CHARGES	
SCHOOL, COUNTY, SPECIAL DISTRICT TAXES	491,091.75
RESERVE FOR UNCOLLECTED TAXES	69,049.92
EXPENDITURES TOTAL	852,379.22

REVENUES-REALIZED		
1980 Property Taxes Collected		456,325.52
1980 Poyments in Lieu af Taxes		
Delinquent Tax & Lien Collectians		28,787.99
Business Personolty Replocement Taxes		7,679.48
Taxes from Public Utilities		120,481.00
Other Miscelloneous Tax Revenues		56,000.00
Stote Aid Revenues		4,030.11
Federal Aid Revenues		
Stote ond Local Fiscal Assistonce Act Utilized		10,572.55
Sole of Acquired Property		1,380.00
Other Miscellaneous Revenues		56,320.55
	Totol	741,577.20
Priar Yeors Surplus Appropriated		187,645.42
REVENUES	TOTAL	929,222.62
Reserve For Uncollected Taxes		69,049.92
CAPITAL OUTLAY	TOTAL	600.00
Public Enterprises		
Recreotion—Culture		
Public Works		
Buildings ond Grounds		600.00
Library ond Educotian		
Conservotion		
All Other		

CAPITAL DEBT AUTHORIZED, DECEMBER 31, 1980

ISSUED AND UNISSUED	GROSS DEBT	NET DEBT
School	271,000	
Self-liquidating		
Other		
Totol	271,000	

ISSUED AND OUTSTANDING	
School	271,000.00
Self-Liquidoting	
Other	
Totol	271,000.00
EQUALIZED VALUATION BASIS FOR NET DEBT COMPUTATION	20,949,639

REAL PROPERTY VALUATIONS

Code	Closs	# of Porcels	% VAL'N	ASSESSED VALUATION
1	Vocant Lond	1879	47.64	8,168,670.00
2	Residentiol	285	36.79	6,309,003.00
3	Form	80	10.42	1,786,884.00
4o	Commerciol	16	3.33	570,580.00
4b	Industriol	4	1.29	221,860.00
4c	Aportments	1	.53	91,180.00
Totol		2265		17,148,177.00

Lond Areo 53.75 Sq. Miles

Net Voluotion Toxable-Municipol	17,476,167
Net Voluotion Toxoble-Caunty	21,411,152
Stote Equolized Voluotian	25,460,889
Stote Equolizotion Rotia	68.23

1980 PROPERTY TAX			
STATE EQUALIZED TAX RATE →			
Locol District School Taxes	1.41		361,526.60
Regianol & Consolidoted Schaal Tax			
School Taxes in Municipol Budget			
County Taxes	.49	*	125,629.93
County Library Taxes	.02		3,935.22
Locol Municipol Purpase Taxes			
Veteron & Senior Citizen Taxes			9,810.00
Totol Taxes for Rote Computotion	1.92		500,901.75
Special District Taxes			
Bank Corp. Taxes			
Added and Omitted Taxes			6,130.57
Totol Taxes Levied - ABSTRACT			497,222.32
Totol Taxes Billed			498,941.47
1980 TAXES COLLECTED			456,325.52
1980 Taxes Concelled, Aboted or Adjusted			1,398.87
Tronsfer to Tax Title Liens or Fareclased			10,444.43
Bolonce Outstanding Dec. 31, 1980			30,772.65

PRIOR YEARS TAXES OUTSTANDING	
Bolonce January 1, 1980	26,472.10
Collected in 1980	26,210.18
Cancelled, Aboted ar Adjusted 1980	26.86
Tronsfers to Tax Title Liens or Foreclosed	235.06
Bolonce December 31, 1980	
TAX TITLE LIENS OUTSTANDING	
Bolonce Janvory 1, 1980	90,409.42
Tronsfer From Taxes	10,859.49
Redeemed in 1980	2,577.81
Cancelled, Abated or Adjusted (1980)	589.58
Tronsfers to Fareclosed Property	
Balance December 31, 1980	98,101.52
PROPERTY ACQUIRED BY DEED OR FORECLOSURE	
Balance January 1, 1980	274,875.00
Tronsfers From Taxes or Liens	
Sale for Cosh (1980)	
Concelled, Aboted or Adjusted (1980)	1,050.00
Bolonce December 31, 1980	273,825.00

CURRENT FINANCES DECEMBER 31, 1980 ASSETS	
Cash Dec. 31, 1980	301,180.96
Taxes Receivable	30,772.65
Tax Title Liens	98,101.52
Foreclosed Property	273,825.00
Emergencies & Other Deferred Charges	
Stote and Federal Aid Receivable	17,337.22
Other Receivables	3,280.26
Totol	724,497.61
LIABILITIES, RESERVES, AND SURPLUS	
Cosh Liabilities	137,834.17
Reserves for Receivables	405,979.43
Surplus Dec. 31, 1980	180,684.01
Totol	724,497.61

*Includes County Health Service Taxes or County Vocational School Taxes. See Table 13, pgs. 675, 676.

0313

Population 1970 13,560
Population 1980 21,659
S & P Rating A
Maady Rating BAA-1

General Tax Rate Per $100. 2.06
State Equalized Tax Rate 2.19

EVESHAM TOWNSHIP — BURLINGTON CO.

Form of Government:
Council-Manager Plan B (OMCL50)
Number of Members on Governing Body 5

PER CAPITA		PER CENT	
Gross Debt	656.13	Gross Debt	3.99
Net Debt	254.13	Net Debt	1.55
Debt Service	28.35	Tax Levy Collected	95.38
Total Tax Levy	463.70	Tax Levy Cancelled, Abated or Adjusted	1.42
Municipal Expenditures	207.18		

EXPENDITURES		REVENUES-REALIZED	
GENERAL GOVERNMENT			
Governing Body & Public Boards	19,050.00		
Municipal Clerk	44,529.00	1980 Property Taxes Collected	9,630,889.54
Financial Administration	90,815.00	1980 Payments in Lieu of Taxes	
Assessment of Taxes	56,045.20	Delinquent Tax & Lien Collections	299,492.95
Collection of Taxes	69,630.37	Business Personalty Replacement Taxes	100,223.12
Planning, Housing & Development	207,396.13	Taxes from Public Utilities	1,111,729.00
Human Resources		Other Miscellaneous Tax Revenues	
Elections		State Aid Revenues	126,684.87
General Administration (other)	525,949.15	Federal Aid Revenues	49,511.87
JUDICIARY		State and Local Fiscal Assistance Act Utilized	228,305.13
Municipal Courts	31,650.00	Sale of Acquired Property	
PUBLIC SAFETY		Other Miscellaneous Revenues	888,108.13
Fire Protection		Total	12,434,944.61
Police Protection	859,483.73	Prior Years Surplus Appropriated	1,130,900.00
Civil Defense & Disaster Control		REVENUES TOTAL	13,565,844.61
Environmental Inspection & Control	68,395.19	Reserve For Uncollected Taxes	515,946.77
Other Public Safety		CAPITAL OUTLAY TOTAL	385,044.89
PUBLIC WORKS			
Streets and Drainage	567,944.90	Public Enterprises	
Sewers and Sewage Processing		Recreation—Culture	
Garbage and Trash Disposal	190,300.00	Public Works	384,856.85
Public Buildings and Grounds	107,858.45	Buildings and Grounds	188.04
Other Public Works	2,250.00	Library and Education	
HEALTH and WELFARE		Conservation	
Health Services Except Environmental	8,075.00	All Other	
Welfare-Public Assistance	3,661.90	CAPITAL DEBT AUTHORIZED, DECEMBER 31, 1980	
Hospitals, Clinics, First Aid		ISSUED AND UNISSUED — GROSS DEBT / NET DEBT	
Animal, Insect, & Rodent Control		School	8,558,485
Other Welfare Services		Self-liquidating	
RECREATION and CONSERVATION		Other	5,652,649 / 5,504,271
Beaches and Boardwalks		Total	14,211,134 / 5,504,271
Parks, Playgrounds, Shade Trees	400.00		
Land Reclamation & Conservation	300.00	ISSUED AND OUTSTANDING	
Other Recreational Services	115,335.00	School	8,558,485.06
EDUCATION (excluding schools)		Self-Liquidating	
Libraries	38,450.00	Other	4,058,000.00
Other Educational Services		Total	12,616,485.06
STATUTORY EXPENDITURES		EQUALIZED VALUATION BASIS	
Pensions & F. I. C. A.	191,998.00	FOR NET DEBT COMPUTATION	355,853,651
Employee Fringe Benefits		REAL PROPERTY VALUATIONS	
Other Statutory Expenditures	7,500.00		
CETA And Other Public Employment Programs	107,651.00		
MUNICIPAL FUNCTIONS TOTAL	3,314,668.02		
CAPITAL IMPROVEMENTS *MEMO*	56,000.00		
DEBT SERVICE			
Principal Payments	330,000.00		
Interest Payments	284,094.78		
DEFERRED CHARGES	42,705.02		
SCHOOL, COUNTY, SPECIAL DISTRICT TAXES	8,784,376.54		
RESERVE FOR UNCOLLECTED TAXES	515,946.77		
EXPENDITURES TOTAL	13,271,791.13		

Code	Class	# of Parcels	% VAL'N	ASSESSED VALUATION
1	Vacant Land	2457	9.82	44,070,900.00
2	Residential	5441	70.48	316,459,200.00
3	Farm	313	1.79	8,024,900.00
4a	Commercial	191	14.08	63,197,500.00
4b	Industrial	3	.14	614,800.00
4c	Apartments	8	3.70	16,609,000.00
Total		8413		448,976,300.00

Land Area 29.65 Sq. Miles

Net Valuation Taxable-Municipal	455,072,912
Net Valuation Taxable-County	383,496,301
State Equalized Valuation	428,027,164
State Equalization Ratio	106.41

1980 PROPERTY TAX		
STATE EQUALIZED TAX RATE →		
Local District School Taxes	.89	3,785,506.50
Regional & Consolidated School Tax	.52	2,216,557.85
School Taxes in Municipal Budget		
County Taxes	.54	2,310,352.82
County Library Taxes	.03	127,819.37
Local Municipal Purpose Taxes	.21	887,390.00
Veteran & Senior Citizen Taxes		91,370.00
Total Taxes for Rate Computation	2.19	9,422,996.54
Special District Taxes		340,140.00
Bank Corp. Taxes		13,134.39
Added and Omitted Taxes		358,443.93
Total Taxes Levied - ABSTRACT		10,043,344.86
Total Taxes Billed		10,096,942.90
1980 TAXES COLLECTED		9,630,889.54
1980 Taxes Cancelled, Abated or Adjusted		143,458.37
Transfer to Tax Title Liens or Foreclosed		29,752.42
Balance Outstanding Dec. 31, 1980		292,842.57
PRIOR YEARS TAXES OUTSTANDING		
Balance January 1, 1980		310,223.56
Collected in 1980		278,142.24
Cancelled, Abated or Adjusted 1980		21,095.93
Transfers to Tax Title Liens or Foreclosed		4,674.95
Balance December 31, 1980		6,310.44
TAX TITLE LIENS OUTSTANDING		
Balance January 1, 1980		107,215.69
Transfer From Taxes		34,427.37
Redeemed in 1980		21,350.71
Cancelled, Abated or Adjusted (1980)		
Transfers to Foreclosed Property		
Balance December 31, 1980		120,292.35
PROPERTY ACQUIRED BY DEED OR FORECLOSURE		
Balance January 1, 1980		258,232.05
Transfers From Taxes or Liens		
Sale for Cash (1980)		
Cancelled, Abated or Adjusted (1980)		
Balance December 31, 1980		258,232.05
CURRENT FINANCES DECEMBER 31, 1980		
ASSETS		
Cash Dec. 31, 1980		2,825,500.41
Taxes Receivable		299,153.01
Tax Title Liens		120,292.35
Foreclosed Property		258,232.05
Emergencies & Other Deferred Charges		129,639.60
State and Federal Aid Receivable		44,592.70
Other Receivables		357,692.95
Total		4,035,103.07
LIABILITIES, RESERVES, AND SURPLUS		
Cash Liabilities		1,697,075.50
Reserves for Receivables		1,031,388.11
Surplus Dec. 31, 1980		1,306,639.46
Total		4,035,103.07

1980/3000

1102

Population 1970 32,910
Population 1980 34,842
S & P Rating
Moody Rating A

General Tax Rate Per $100. 7.87
State Equalized Tax Rate 2.71

EWING TOWNSHIP – MERCER CO.

Form of Government:
Township Committee
Number of Members on Governing Body 5

PER CAPITA:		PER CENT:	
Gross Debt	140.72	Gross Debt	.85
Net Debt	85.70	Net Debt	.52
Debt Service	6.81	Tax Levy Collected	95.41
Total Tax Levy	500.92	Tax Levy Cancelled, Abated or Adjusted	1.25
Municipal Expenditures	250.17		

EXPENDITURES	
GENERAL GOVERNMENT	
Governing Body & Public Boards	
Municipal Clerk	
Financial Administration	21,724.61
Assessment of Taxes	84,448.53
Collection of Taxes	84,092.60
Planning, Housing & Development	18,671.97
Human Resources	19,290.27
Elections	9,632.50
General Administration (other)	685,255.32
JUDICIARY	
Municipal Courts	66,090.56
PUBLIC SAFETY	
Fire Protection	266,853.44
Police Protection	1,518,104.57
Civil Defense & Disaster Control	9,170.89
Environmental Inspection & Control	68,930.19
Other Public Safety	
PUBLIC WORKS	
Streets and Drainage	710,401.91
Sewers and Sewage Processing	1,990,919.94
Garbage and Trash Disposal	408,635.16
Public Buildings and Grounds	156,704.88
Other Public Works	12,880.00
HEALTH and WELFARE	
Health Services Except Environmental	112,685.87
Welfare-Public Assistance	21,851.98
Hospitals, Clinics, First Aid	
Animal, Insect, & Rodent Control	10,550.10
Other Welfare Services	
RECREATION and CONSERVATION	
Beaches and Boardwalks	
Parks, Playgrounds, Shade Trees	381,235.10
Land Reclamation & Conservation	626.80
Other Recreational Services	44,400.00
EDUCATION (excluding schools)	
Libraries	
Other Educational Services	
STATUTORY EXPENDITURES	
Pensions & F. I. C. A.	435,523.99
Employee Fringe Benefits	189,117.71
Other Statutory Expenditures	15,740.00
CETA And Other Public Employment Programs	14,000.00
MUNICIPAL FUNCTIONS TOTAL	7,357,538.89
CAPITAL IMPROVEMENTS *MEMO*	
DEBT SERVICE	
Principal Payments	160,000.00
Interest Payments	77,211.50
DEFERRED CHARGES	123,310.65
SCHOOL, COUNTY, SPECIAL DISTRICT TAXES	16,332,330.06
RESERVE FOR UNCOLLECTED TAXES	998,300.00
EXPENDITURES TOTAL	25,048,691.10

REVENUES-REALIZED		
1980 Property Taxes Collected		16,641,466.20
1980 Payments in Lieu of Taxes		
Delinquent Tax & Lien Collections		401,892.37
Business Personalty Replacement Taxes		1,268,157.60
Taxes from Public Utilities		1,529,379.00
Other Miscellaneous Tax Revenues		549,265.11
State Aid Revenues		605,496.72
Federal Aid Revenues		14,421.47
State and Local Fiscal Assistance Act Utilized		255,425.87
Sale of Acquired Property		
Other Miscellaneous Revenues		2,142,140.15
	Total	23,407,644.49
Prior Years Surplus Appropriated		1,146,496.50
REVENUES	TOTAL	24,554,140.99
Reserve For Uncollected Taxes		998,300.00
CAPITAL OUTLAY	TOTAL	618,926.65
Public Enterprises		
Recreation—Culture		21,065.51
Public Works		489,260.76
Buildings and Grounds		108,600.38
Library and Education		
Conservation		
All Other		

CAPITAL DEBT AUTHORIZED, DECEMBER 31, 1980

ISSUED AND UNISSUED	GROSS DEBT	NET DEBT
School	1,917,000	
Self-liquidating		
Other	2,985,818	2,985,818
Total	4,902,818	2,985,818

ISSUED AND OUTSTANDING	
School	1,917,000.00
Self-Liquidating	
Other	1,373,000.00
Total	3,290,000.00
EQUALIZED VALUATION BASIS FOR NET DEBT COMPUTATION	574,003,660

REAL PROPERTY VALUATIONS

Code	Class	# of Parcels	% VAL'N	ASSESSED VALUATION
1	Vacant Land	1012	1.64	3,550,485.00
2	Residential	9104	63.40	136,982,978.00
3	Farm	19	.26	567,260.00
4a	Commercial	453	19.28	41,650,250.00
4b	Industrial	38	7.61	16,439,100.00
4c	Apartments	15	7.81	16,871,290.00
Total		10641		216,061,363.00

Land Area 15.13 Sq. Miles

Net Valuation Taxable-Municipal	220,195,845
Net Valuation Taxable-County	629,564,236
State Equalized Valuation	630,572,550
State Equalization Ratio	34.50

1980 PROPERTY TAX		
STATE EQUALIZED TAX RATE →	1.63	
Local District School Taxes		10,388,883.25
Regional & Consolidated School Tax		
School Taxes in Municipal Budget		
County Taxes	.89	5,682,403.94
County Library Taxes	.04	261,042.87
Local Municipal Purpose Taxes	.15	988,781.38
Veteran & Senior Citizen Taxes		299,220.00
Total Taxes for Rate Computation	2.71	17,620,331.44
Special District Taxes		
Bank Corp. Taxes		19,684.17
Added and Omitted Taxes		112,148.78
Total Taxes Levied - ABSTRACT		17,452,944.39
Total Taxes Billed		17,441,563.99
1980 TAXES COLLECTED		16,641,466.20
1980 Taxes Cancelled, Abated or Adjusted		217,807.24
Transfer to Tax Title Liens or Foreclosed		118,965.14
Balance Outstanding Dec. 31, 1980		463,325.41

PRIOR YEARS TAXES OUTSTANDING	
Balance January 1, 1980	433,302.18
Collected in 1980	352,784.73
Cancelled, Abated or Adjusted 1980	
Transfers to Tax Title Liens or Foreclosed	75,379.73
Balance December 31, 1980	5,137.72
TAX TITLE LIENS OUTSTANDING	
Balance January 1, 1980	228,490.62
Transfer From Taxes	213,233.97
Redeemed in 1980	49,107.64
Cancelled, Abated or Adjusted (1980)	
Transfers to Foreclosed Property	
Balance December 31, 1980	392,616.95
PROPERTY ACQUIRED BY DEED OR FORECLOSURE	
Balance January 1, 1980	54,347.00
Transfers From Taxes or Liens	
Sale for Cash (1980)	
Cancelled, Abated or Adjusted (1980)	
Balance December 31, 1980	54,347.00

CURRENT FINANCES DECEMBER 31, 1980 ASSETS	
Cash Dec. 31, 1980	308,739.12
Taxes Receivable	468,463.13
Tax Title Liens	392,616.95
Foreclosed Property	54,347.00
Emergencies & Other Deferred Charges	664,203.17
State and Federal Aid Receivable	
Other Receivables	422,714.19
Total	2,311,083.56
LIABILITIES, RESERVES, AND SURPLUS	
Cash Liabilities	265,179.46
Reserves for Receivables	1,338,141.27
Surplus Dec. 31, 1980	707,762.83
Total	2,311,083.56

1980 3000

1313

Population 1970 6,155
Population 1980 5,679
S & P Rating
Moody Rating

General Tax Rate Per $100. 2.70
State Equalized Tax Rate 2.57

FAIR HAVEN BOROUGH — MONMOUTH CO.

Form of Government:
Borough Council
Number of Members on Governing Body 6

PER CAPITA:		PER CENT:	
Gross Debt	222.54	Gross Debt	1.01
Net Debt	121.24	Net Debt	.55
Debt Service	13.78	Tax Levy Collected	97.24
Total Tax Levy	667.87	Tax Levy Cancelled, Abated or Adjusted	
Municipal Expenditures	213.26		

EXPENDITURES		
GENERAL GOVERNMENT		
Governing Body & Public Boards		
Municipal Clerk		
Financial Administration	5,500.00	
Assessment of Taxes	9,350.00	
Collection of Taxes	30,120.00	
Planning, Housing & Development	2,360.00	
Human Resources		
Elections		
General Administration (other)	84,072.44	
JUDICIARY		
Municipal Courts	9,805.00	
PUBLIC SAFETY		
Fire Protection	38,267.00	
Police Protection	301,480.00	
Civil Defense & Disaster Control	50.00	
Environmental Inspection & Control	13,375.00	
Other Public Safety		
PUBLIC WORKS		
Streets and Drainage	190,976.00	
Sewers and Sewage Processing		
Garbage and Trash Disposal	97,350.00	
Public Buildings and Grounds	36,540.00	
Other Public Works		
HEALTH and WELFARE		
Health Services Except Environmental	11,300.00	
Welfare-Public Assistance	842.50	
Hospitals, Clinics, First Aid	1,300.00	
Animal, Insect, & Rodent Control		
Other Welfare Services		
RECREATION and CONSERVATION		
Beaches and Boardwalks		
Parks, Playgrounds, Shade Trees	11,355.56	
Land Reclamation & Conservation	110.00	
Other Recreational Services	21,477.00	
EDUCATION (excluding schools)		
Libraries	17,945.00	
Other Educational Services		
STATUTORY EXPENDITURES		
Pensions & F. I. C. A.	85,275.00	
Employee Fringe Benefits	25,000.00	
Other Statutory Expenditures	2,500.00	
CETA And Other Public Employment Programs		
MUNICIPAL FUNCTIONS TOTAL	996,350.50	
CAPITAL IMPROVEMENTS *MEMO*		
DEBT SERVICE		
Principal Payments	61,452.00	
Interest Payments	16,825.00	
DEFERRED CHARGES	5,000.00	
SCHOOL, COUNTY, SPECIAL DISTRICT TAXES	3,110,829.95	
RESERVE FOR UNCOLLECTED TAXES	131,464.00	
EXPENDITURES TOTAL	4,321,921.45	

REVENUES-REALIZED		
1980 Property Taxes Collected		3,685,504.76
1980 Payments in Lieu of Taxes		
Delinquent Tax & Lien Collections		97,088.38
Business Personalty Replacement Taxes		24,922.36
Taxes from Public Utilities		207,231.00
Other Miscellaneous Tax Revenues		
State Aid Revenues		49,012.61
Federal Aid Revenues		
State and Local Fiscal Assistance Act Utilized		29,832.00
Sale of Acquired Property		
Other Miscellaneous Revenues		86,730.07
Total		4,180,321.18
Prior Years Surplus Appropriated		110,000.00
REVENUES TOTAL		4,290,321.18
Reserve For Uncollected Taxes		131,464.00
CAPITAL OUTLAY TOTAL		17,442.02
Public Enterprises		
Recreation—Culture		
Public Works		
Buildings and Grounds		17,442.02
Library and Education		
Conservation		
All Other		

CAPITAL DEBT AUTHORIZED, DECEMBER 31, 1980

ISSUED AND UNISSUED	GROSS DEBT	NET DEBT
School	575,274	
Self-liquidating		
Other	688,513	688,513
Total	1,263,787	688,513
ISSUED AND OUTSTANDING		
School		575,274.59
Self-Liquidating		
Other		307,000.00
Total		882,274.59
EQUALIZED VALUATION BASIS FOR NET DEBT COMPUTATION		125,564,205

REAL PROPERTY VALUATIONS

Code	Class	# of Parcels	% VAL'N	ASSESSED VALUATION
1	Vacant Land	74	1.14	1,593,000.00
2	Residential	1853	94.12	131,186,300.00
3	Farm			
4a	Commercial	54	4.73	6,597,300.00
4b	Industrial			
4c	Apartments			
Total		1981		139,376,600.00

Land Area 1.55 Sq. Miles

Net Valuation Taxable-Municipal	139,813,989
Net Valuation Taxable-County	124,166,993
State Equalized Valuation	146,305,102
State Equalization Ratio	95.55

1980 PROPERTY TAX		
STATE EQUALIZED TAX RATE		
Local District School Taxes	.95	1,391,854.00
Regional & Consolidated School Tax	.68	1,000,724.94
School Taxes in Municipal Budget		
County Taxes	.47	692,110.60
County Library Taxes	.02	26,140.41
Local Municipal Purpose Taxes	.46	666,639.50
Veteran & Senior Citizen Taxes		46,180.00
Total Taxes for Rate Computation	2.58	3,823,649.45
Special District Taxes		
Bank Corp. Taxes		2,795.31
Added and Omitted Taxes		12,560.18
Total Taxes Levied - ABSTRACT		3,792,824.94
Total Taxes Billed		3,790,029.63
1980 TAXES COLLECTED		3,685,504.76
1980 Taxes Cancelled, Abated or Adjusted		
Transfer to Tax Title Liens or Foreclosed		
Balance Outstanding Dec. 31, 1980		104,396.82
PRIOR YEARS TAXES OUTSTANDING		
Balance January 1, 1980		96,960.33
Collected in 1980		96,960.33
Cancelled, Abated or Adjusted 1980		
Transfers to Tax Title Liens or Foreclosed		
Balance December 31, 1980		
TAX TITLE LIENS OUTSTANDING		
Balance January 1, 1980		3,575.05
Transfer From Taxes		
Redeemed in 1980		
Cancelled, Abated or Adjusted (1980)		
Transfers to Foreclosed Property		
Balance December 31, 1980		3,575.05
PROPERTY ACQUIRED BY DEED OR FORECLOSURE		
Balance January 1, 1980		11,200.00
Transfers From Taxes or Liens		
Sale for Cash (1980)		
Cancelled, Abated or Adjusted (1980)		
Balance December 31, 1980		11,200.00

CURRENT FINANCES DECEMBER 31, 1980 ASSETS	
Cash Dec. 31, 1980	456,066.44
Taxes Receivable	104,396.82
Tax Title Liens	3,575.05
Foreclosed Property	11,200.00
Emergencies & Other Deferred Charges	15,000.00
State and Federal Aid Receivable	
Other Receivables	66,963.23
Total	657,201.54
LIABILITIES, RESERVES, AND SURPLUS	
Cash Liabilities	347,222.58
Reserves for Receivables	186,135.10
Surplus Dec. 31, 1980	123,843.86
Total	657,201.54

1980/3000

0217

Population 1970 38,020
Papulation 1980 32,229
S & P Rating
Maady Rating A

General Tax Rate Per $100. 2.40
State Equalized Tax Rate 2.06

FAIR LAWN BOROUGH — BERGEN CO.

Form of Government:
Council-Manager Plan E (OMCL50)
Number of Members on Governing Body 5

PER CAPITA		PER CENT.	
Gross Debt	57.46	Gross Debt	.24
Net Debt	22.09	Net Debt	.09
Debt Service	4.59	Tax Levy Collected	99.19
Total Tax Levy	578.56	Tax Levy Cancelled, Abated or Adjusted	.13
Municipal Expenditures	255.37		

EXPENDITURES	
GENERAL GOVERNMENT	
Governing Body & Public Boards	
Municipal Clerk	
Financial Administration	111,400.00
Assessment of Taxes	93,500.00
Collection of Taxes	135,800.00
Planning, Housing & Development	16,339.00
Human Resources	14,500.00
Elections	
General Administration (other)	737,851.34
JUDICIARY	
Municipal Courts	52,125.00
PUBLIC SAFETY	
Fire Protection	165,350.00
Police Protection	1,414,200.00
Civil Defense & Disaster Control	13,300.00
Enviranmental Inspection & Control	88,850.00
Other Public Safety	
PUBLIC WORKS	
Streets and Drainage	437,585.00
Sewers and Sewage Processing	671,218.00
Garbage and Trash Disposal	620,400.00
Public Buildings and Grounds	220,450.00
Other Public Works	
HEALTH and WELFARE	
Health Services Except Enviranmental	165,826.04
Welfare-Public Assistance	74,025.00
Hospitals, Clinics, First Aid	
Animal, Insect, & Radent Control	
Other Welfare Services	
RECREATION and CONSERVATION	
Beaches and Baardwalks	
Parks, Playgrounds, Shade Trees	380,900.00
Land Reclamation & Canservation	
Other Recreatianal Services	322,113.21
EDUCATION (excluding schools)	
Libraries	588,500.00
Other Educatianal Services	
STATUTORY EXPENDITURES	
Pensions & F. I. C. A.	452,757.45
Employee Fringe Benefits	174,500.00
Other Statutary Expenditures	11,500.00
CETA And Other Public Emplayment Programs	132,301.30
MUNICIPAL FUNCTIONS TOTAL	7,095,291.34
CAPITAL IMPROVEMENTS *MEMO*	1,000.00
DEBT SERVICE	
Principal Payments	110,000.00
Interest Payments	37,862.50
DEFERRED CHARGES	56,154.00
SCHOOL, COUNTY, SPECIAL DISTRICT TAXES	15,769,179.68
RESERVE FOR UNCOLLECTED TAXES	931,036.00
EXPENDITURES TOTAL	23,999,523.52

REVENUES-REALIZED		
1980 Property Taxes Collected		18,463,987.06
1980 Payments in Lieu of Taxes		
Delinquent Tax & Lien Collections		160,454.35
Business Personalty Replacement Taxes		758,666.52
Taxes from Public Utilities		1,783,906.00
Other Miscellaneous Tax Revenues		
State Aid Revenues		317,371.22
Federal Aid Revenues		125,930.31
State and Local Fiscal Assistance Act Utilized		231,962.46
Sale of Acquired Property		
Other Miscellaneous Revenues		643,704.92
	Total	22,485,982.84
Prior Years Surplus Appropriated		1,850,000.00
REVENUES	TOTAL	24,335,982.84
Reserve For Uncollected Taxes		931,036.00
CAPITAL OUTLAY	TOTAL	186,985.14
Public Enterprises		
Recreation—Culture		6,431.38
Public Works		154,938.00
Buildings and Grounds		9,115.76
Library and Education		16,500.00
Conservatian		
All Other		

CAPITAL DEBT AUTHORIZED, DECEMBER 31, 1980

ISSUED AND UNISSUED	GROSS DEBT	NET DEBT
School	1,140,000	
Self-liquidating		
Other	712,000	712,000
Total	1,852,000	712,000

ISSUED AND OUTSTANDING	
School	1,140,000.00
Self-Liquidating	
Other	712,000.00
Total	1,852,000.00
EQUALIZED VALUATION BASIS FOR NET DEBT COMPUTATION	785,414,417

REAL PROPERTY VALUATIONS

Code	Class	# of Parcels	% VAL'N	ASSESSED VALUATION
1	Vacant Land	256	.65	4,995,500.00
2	Residential	9659	76.41	583,797,600.00
3	Farm	1		15,700.00
4a	Commercial	252	7.30	55,754,050.00
4b	Industrial	65	12.33	94,230,300.00
4c	Apartments	17	3.30	25,190,200.00
Total		10250		763,983,350.00

Land Area	5.30 Sq. Miles	
Net Valuation Taxable-Municipal		773,263,956
Net Valuation Taxable-County		827,017,307
State Equalized Valuation		895,346,063
State Equalization Ratio		86.23

1980 PROPERTY TAX		
STATE EQUALIZED TAX RATE		
Local District School Taxes	1.43	12,785,486.00
Regional & Consolidated School Tax		
School Taxes in Municipal Budget		
County Taxes	.33	2,983,693.68
County Library Taxes		
Local Municipal Purpose Taxes	.31	2,783,232.44
Veteran & Senior Citizen Taxes		340,920.00
Total Taxes for Rate Computation	2.07	18,893,332.12
Special District Taxes		
Bank Corp. Taxes		37,464.44
Added and Omitted Taxes		56,570.27
Total Taxes Levied - ABSTRACT		18,646,446.83
Total Taxes Billed		18,614,500.22
1980 TAXES COLLECTED		18,463,987.06
1980 Taxes Cancelled, Abated or Adjusted		24,256.21
Transfer to Tax Title Liens or Foreclased		6,314.40
Balance Outstanding Dec. 31, 1980		119,902.55
PRIOR YEARS TAXES OUTSTANDING		
Balance January 1, 1980		168,064.36
Collected in 1980		149,234.92
Cancelled, Abated or Adjusted 1980		8,432.49
Transfers to Tax Title Liens or Foreclased		389.52
Balance December 31, 1980		10,007.43
TAX TITLE LIENS OUTSTANDING		
Balance January 1, 1980		32,876.53
Transfer Fram Taxes		7,018.38
Redeemed in 1980		11,219.43
Cancelled, Abated or Adjusted (1980)		
Transfers to Fareclased Praperty		
Balance December 31, 1980		28,675.48
PROPERTY ACQUIRED BY DEED OR FORECLOSURE		
Balance January 1, 1980		31,885.00
Transfers Fram Taxes or Liens		
Sale for Cash (1980)		
Cancelled, Abated or Adjusted (1980)		
Balance December 31, 1980		31,885.00
CURRENT FINANCES DECEMBER 31, 1980		
ASSETS		
Cash Dec. 31, 1980		2,522,835.72
Taxes Receivable		129,909.98
Tax Title Liens		28,675.48
Foreclosed Property		31,885.00
Emergencies & Other Deferred Charges		53,800.00
State and Federal Aid Receivable		11,768.65
Other Receivables		6,742.62
Total		2,785,617.45
LIABILITIES, RESERVES, AND SURPLUS		
Cash Liabilities		928,477.86
Reserves for Receivables		197,213.08
Surplus Dec. 31, 1980		1,659,926.51
Total		2,785,617.45

1980/3000

0605

Population 1970 5,020
Population 1980 5,693
S & P Rating
Moody Rating

General Tax Rate Per $100. 4.21
State Equalized Tax Rate 2.92

FAIRFIELD TOWNSHIP – CUMBERLAND CO.

Form of Government
Township Committee
Number of Members on Governing Body 3

PER CAPITA:		PER CENT:	
Gross Debt	357.45	Gross Debt	5.02
Net Debt		Net Debt	
Debt Service		Tax Levy Collected	75.57
Total Tax Levy	225.87	Tax Levy Cancelled, Abated or Adjusted	
Municipal Expenditures	144.24		

EXPENDITURES	
GENERAL GOVERNMENT	
Governing Body & Public Boards	
Municipal Clerk	
Financial Administration	13,500.00
Assessment of Taxes	11,000.00
Collection of Taxes	12,100.00
Planning, Housing & Development	7,000.00
Human Resources	
Elections	2,000.00
General Administration (other)	142,800.00
JUDICIARY	
Municipal Courts	19,500.00
PUBLIC SAFETY	
Fire Protection	22,000.00
Police Protection	63,820.70
Civil Defense & Disaster Control	500.00
Environmental Inspection & Control	11,600.00
Other Public Safety	
PUBLIC WORKS	
Streets and Drainage	108,000.00
Sewers and Sewage Processing	
Garbage and Trash Disposal	17,525.00
Public Buildings and Grounds	16,400.00
Other Public Works	
HEALTH and WELFARE	
Health Services Except Environmental	300.00
Welfare-Public Assistance	3,900.00
Hospitals, Clinics, First Aid	
Animal, Insect, & Rodent Control	4,000.00
Other Welfare Services	
RECREATION and CONSERVATION	
Beaches and Boardwalks	
Parks, Playgrounds, Shade Trees	2,525.00
Land Reclamation & Conservation	500.00
Other Recreational Services	
EDUCATION (excluding schools)	
Libraries	
Other Educational Services	
STATUTORY EXPENDITURES	
Pensions & F. I. C. A.	13,100.00
Employee Fringe Benefits	13,000.00
Other Statutory Expenditures	850.00
CETA And Other Public Employment Programs	56,374.19
MUNICIPAL FUNCTIONS TOTAL	542,294.89
CAPITAL IMPROVEMENTS *MEMO*	
DEBT SERVICE	
Principal Payments	
Interest Payments	
DEFERRED CHARGES	25,439.75
SCHOOL, COUNTY, SPECIAL DISTRICT TAXES	1,243,917.72
RESERVE FOR UNCOLLECTED TAXES	253,409.91
EXPENDITURES TOTAL	2,065,062.27

REVENUES-REALIZED		
1980 Property Taxes Collected		971,351.64
1980 Payments in Lieu of Taxes		
Delinquent Tax & Lien Collections		214,484.24
Business Personalty Replacement Taxes		20,645.12
Taxes from Public Utilities		179,925.00
Other Miscellaneous Tax Revenues		
State Aid Revenues		36,437.35
Federal Aid Revenues		56,488.92
State and Local Fiscal Assistance Act Utilized		56,944.20
Sale of Acquired Property		23,127.50
Other Miscellaneous Revenues		262,385.18
	Total	1,821,789.15
Prior Years Surplus Appropriated		121,509.48
REVENUES	TOTAL	1,943,298.63
Reserve For Uncollected Taxes		253,409.91
CAPITAL OUTLAY	TOTAL	18,449.41
Public Enterprises		
Recreation—Culture		
Public Works		
Buildings and Grounds		18,449.41
Library and Education		
Conservation		
All Other		

CAPITAL DEBT AUTHORIZED, DECEMBER 31, 1980

ISSUED AND UNISSUED	GROSS DEBT	NET DEBT
School	2,034,949	
Self-liquidating		
Other		
Total	2,034,949	

ISSUED AND OUTSTANDING	
School	2,034,949.23
Self-Liquidating	
Other	
Total	2,034,949.23
EQUALIZED VALUATION BASIS FOR NET DEBT COMPUTATION	40,542,398

REAL PROPERTY VALUATIONS

Code	Class	# of Parcels	% VAL'N	ASSESSED VALUATION
1	Vacant Land	933	6.18	1,811,200.00
2	Residential	1349	73.13	21,438,200.00
3	Farm	280	11.71	3,434,600.00
4a	Commercial	60	8.98	2,631,700.00
4b	Industrial			
4c	Apartments			
Total		2622		29,315,700.00

Land Area 43.40 Sq. Miles

Net Valuation Taxable-Municipal	29,922,619
Net Valuation Taxable-County	42,887,579
State Equalized Valuation	42,764,832
State Equalization Ratio	69.54

1980 PROPERTY TAX		
STATE EQUALIZED TAX RATE		
Local District School Taxes	1.27	545,691.06
Regional & Consolidated School Tax	.61	263,439.00
School Taxes in Municipal Budget		
County Taxes	1.01	* 434,787.66
County Library Taxes		
Local Municipal Purpose Taxes	.03	14,961.30
Veteran & Senior Citizen Taxes		1,233,160.00
Total Taxes for Rate Computation	2.92	2,492,039.02
Special District Taxes		
Bank Corp. Taxes		488.34
Added and Omitted Taxes		26,491.47
Total Taxes Levied - ABSTRACT		1,285,858.83
Total Taxes Billed		1,285,370.49
1980 TAXES COLLECTED		971,351.64
1980 Taxes Cancelled, Abated or Adjusted		
Transfer to Tax Title Liens or Foreclosed		
Balance Outstanding Dec. 31, 1980		314,018.85

PRIOR YEARS TAXES OUTSTANDING	
Balance January 1, 1980	200,765.65
Collected in 1980	173,377.98
Cancelled, Abated or Adjusted 1980	
Transfers to Tax Title Liens or Foreclosed	
Balance December 31, 1980	27,387.67
TAX TITLE LIENS OUTSTANDING	
Balance January 1, 1980	50,839.83
Transfer From Taxes	
Redeemed in 1980	41,106.26
Cancelled, Abated or Adjusted (1980)	
Transfers to Foreclosed Property	
Balance December 31, 1980	9,733.57
PROPERTY ACQUIRED BY DEED OR FORECLOSURE	
Balance January 1, 1980	226,600.00
Transfers From Taxes or Liens	
Sale for Cash (1980)	23,127.50
Cancelled, Abated or Adjusted (1980)	
Balance December 31, 1980	203,472.50

CURRENT FINANCES DECEMBER 31, 1980	
ASSETS	
Cash Dec. 31, 1980	1,155,884.01
Taxes Receivable	341,406.52
Tax Title Liens	9,733.57
Foreclosed Property	203,472.50
Emergencies & Other Deferred Charges	46,852.69
State and Federal Aid Receivable	2,684.50
Other Receivables	17,425.94
Total	1,777,459.73
LIABILITIES, RESERVES, AND SURPLUS	
Cash Liabilities	473,070.16
Reserves for Receivables	572,038.53
Surplus Dec. 31, 1980	732,351.04
Total	1,777,459.73

*Includes County Health Service Taxes or County Vocational School Taxes. See Table 13, pgs. 675,676.

0707

Population 1970 6,915
Population 1980 7,987
S & P Rating
Moody Rating AA

General Tax Rate Per $100. 3.12
State Equalized Tax Rate 2.69

FAIRFIELD TOWNSHIP — ESSEX CO.

Form of Government:
Small Municipality Plan C (OMCL50)
Number of Members on Governing Body 5

PER CAPITA:

Gross Debt	2,248.97
Net Debt	525.27
Debt Service	37.92
Total Tax Levy	1,326.95
Municipal Expenditures	414.17

PER CENT

Gross Debt	5.14
Net Debt	1.20
Tax Levy Collected	96.39
Tax Levy Cancelled, Abated or Adjusted	.26

EXPENDITURES

GENERAL GOVERNMENT	
Governing Body & Public Boards	
Municipal Clerk	
Financial Administration	69,475.00
Assessment of Taxes	31,200.00
Collection of Taxes	47,824.00
Planning, Housing & Development	39,170.00
Human Resources	6,000.00
Elections	1,750.00
General Administration (other)	347,318.00
JUDICIARY	
Municipal Courts	35,400.00
PUBLIC SAFETY	
Fire Protection	32,000.00
Police Protection	655,640.00
Civil Defense & Disaster Control	8,000.00
Environmental Inspection & Control	37,975.00
Other Public Safety	
PUBLIC WORKS	
Streets and Drainage	297,130.00
Sewers and Sewage Processing	
Garbage and Trash Disposal	102,821.00
Public Buildings and Grounds	109,100.00
Other Public Works	41,575.00
HEALTH and WELFARE	
Health Services Except Environmental	31,975.00
Welfare-Public Assistance	4,870.00
Hospitals, Clinics, First Aid	
Animal, Insect, & Rodent Control	
Other Welfare Services	2,940.00
RECREATION and CONSERVATION	
Beaches and Boardwalks	
Parks, Playgrounds, Shade Trees	101,825.00
Land Reclamation & Conservation	
Other Recreational Services	2,960.00
EDUCATION (excluding schools)	
Libraries	108,823.00
Other Educational Services	
STATUTORY EXPENDITURES	
Pensions & F. I. C. A.	153,994.50
Employee Fringe Benefits	83,550.00
Other Statutory Expenditures	12,500.00
CETA And Other Public Employment Programs	
MUNICIPAL FUNCTIONS TOTAL	2,365,815.50
CAPITAL IMPROVEMENTS *MEMO*	44,500.00
DEBT SERVICE	
Principal Payments	111,300.00
Interest Payments	191,552.90
DEFERRED CHARGES	
SCHOOL, COUNTY, SPECIAL DISTRICT TAXES	9,657,921.11
RESERVE FOR UNCOLLECTED TAXES	639,343.81
EXPENDITURES TOTAL	12,965,933.32

REVENUES-REALIZED

1980 Property Taxes Collected		10,208,117.76
1980 Payments in Lieu of Taxes		
Delinquent Tax & Lien Collections		407,375.47
Business Personalty Replacement Taxes		507,852.00
Taxes from Public Utilities		551,399.00
Other Miscellaneous Tax Revenues		
State Aid Revenues		48,740.44
Federal Aid Revenues		
State and Local Fiscal Assistance Act Utilized		121,021.00
Sale of Acquired Property		
Other Miscellaneous Revenues		777,214.25
	Total	12,621,719.92
Prior Years Surplus Appropriated		440,000.00
REVENUES	TOTAL	13,061,719.92
Reserve For Uncollected Taxes		639,343.81
CAPITAL OUTLAY	TOTAL	2,845,393.25
Public Enterprises		2,484,461.10
Recreation—Culture		248,363.35
Public Works		48,219.61
Buildings and Grounds		64,349.19
Library and Education		
Conservation		
All Other		

CAPITAL DEBT AUTHORIZED, DECEMBER 31, 1980

ISSUED AND UNISSUED	GROSS DEBT	NET DEBT
School	2,931,583	
Self-liquidating	10,713,286	
Other	4,317,631	4,195,364
Total	17,962,502	4,195,364

ISSUED AND OUTSTANDING	
School	2,931,583.89
Self-Liquidating	8,827,900.00
Other	3,175,700.00
Total	14,935,183.89
EQUALIZED VALUATION BASIS FOR NET DEBT COMPUTATION	349,689,235

REAL PROPERTY VALUATIONS

Code	Class	# of Parcels	% VAL'N	ASSESSED VALUATION
1	Vacant Land	413	4.69	15,381,600.00
2	Residential	2117	37.61	123,283,400.00
3	Farm	22	.18	581,900.00
4a	Commercial	179	16.93	55,506,700.00
4b	Industrial	233	40.59	133,076,100.00
4c	Apartments			
Total		2964		327,829,700.00

Land Area 10.58 Sq. Miles

Net Valuation Taxable-Municipal	335,513,100
Net Valuation Taxable-County	385,995,371
State Equalized Valuation	387,247,716
State Equalization Ratio	86.37

1980 PROPERTY TAX

STATE EQUALIZED TAX RATE →		
Local District School Taxes	.46	1,773,894.25
Regional & Consolidated School Tax	.75	2,908,403.11
School Taxes in Municipal Budget		
County Taxes	1.28	4,975,623.75
County Library Taxes		
Local Municipal Purpose Taxes	.21	803,057.31
Veteran & Senior Citizen Taxes		52,750.00
Total Taxes for Rate Computation	2.70	10,513,728.42
Special District Taxes		
Bank Corp. Taxes		14,858.91
Added and Omitted Taxes		122,514.08
Total Taxes Levied - ABSTRACT		10,598,351.41
Total Taxes Billed		10,590,522.80
1980 TAXES COLLECTED		10,208,117.76
1980 Taxes Cancelled, Abated or Adjusted		27,126.90
Transfer to Tax Title Liens or Foreclosed		
Balance Outstanding Dec. 31, 1980		355,278.14

PRIOR YEARS TAXES OUTSTANDING

Balance January 1, 1980	505,954.74
Collected in 1980	406,004.89
Cancelled, Abated or Adjusted 1980	93,543.72
Transfers to Tax Title Liens or Foreclosed	
Balance December 31, 1980	6,406.13

TAX TITLE LIENS OUTSTANDING

Balance January 1, 1980	32,095.30
Transfer From Taxes	
Redeemed in 1980	1,370.58
Cancelled, Abated or Adjusted (1980)	735.43
Transfers to Foreclosed Property	
Balance December 31, 1980	29,989.29

PROPERTY ACQUIRED BY DEED OR FORECLOSURE

Balance January 1, 1980	586,038.00
Transfers From Taxes or Liens	
Sale for Cash (1980)	
Cancelled, Abated or Adjusted (1980)	
Balance December 31, 1980	586,038.00

CURRENT FINANCES DECEMBER 31, 1980

ASSETS

Cash Dec. 31, 1980	3,057,598.33
Taxes Receivable	361,684.27
Tax Title Liens	29,989.29
Foreclosed Property	586,038.00
Emergencies & Other Deferred Charges	
State and Federal Aid Receivable	3,049.29
Other Receivables	454,663.09
Total	4,493,022.27

LIABILITIES, RESERVES, AND SURPLUS

Cash Liabilities	2,188,190.34
Reserves for Receivables	1,432,374.65
Surplus Dec. 31, 1980	872,457.28
Total	4,493,022.27

1980/3000

0218

Population 1970 10,715
Population 1980 10,519
S & P Rating
Maady Rating

General Tax Rate Per $100. 2.53
State Equalized Tax Rate 2.26

FAIRVIEW BOROUGH — BERGEN CO.

Form of Government:
Borough Council
Number of Members on Governing Body 6

PER CAPITA:		PER CENT:	
Gross Debt	185.40	Gross Debt	1.11
Net Debt	170.38	Net Debt	1.02
Debt Service	12.25	Tax Levy Collected	96.86
Total Tax Levy	415.30	Tax Levy Cancelled, Abated or Adjusted	.19
Municipal Expenditures	257.60		

EXPENDITURES	
GENERAL GOVERNMENT	
Governing Body & Public Boards	
Municipal Clerk	
Financial Administration	11,500.00
Assessment of Taxes	12,150.95
Collection of Taxes	56,791.75
Planning, Housing & Development	4,056.45
Human Resources	
Elections	
General Administration (other)	454,582.56
JUDICIARY	
Municipal Courts	14,132.55
PUBLIC SAFETY	
Fire Protection	25,262.50
Police Protection	581,416.46
Civil Defense & Disaster Control	1.00
Environmental Inspection & Control	20,308.60
Other Public Safety	
PUBLIC WORKS	
Streets and Drainage	187,483.28
Sewers and Sewage Processing	148,335.93
Garbage and Trash Disposal	117,546.16
Public Buildings and Grounds	52,801.80
Other Public Works	
HEALTH and WELFARE	
Health Services Except Environmental	24,327.24
Welfare-Public Assistance	23,529.48
Hospitals, Clinics, First Aid	
Animal, Insect, & Rodent Control	
Other Welfare Services	
RECREATION and CONSERVATION	
Beaches and Boardwalks	
Parks, Playgrounds, Shade Trees	13,903.50
Land Reclamation & Conservation	
Other Recreational Services	17,094.60
EDUCATION (excluding schools)	
Libraries	56,797.00
Other Educational Services	13,697.85
STATUTORY EXPENDITURES	
Pensions & F. I. C. A.	177,723.58
Employee Fringe Benefits	66,095.76
Other Statutory Expenditures	5,200.00
CETA And Other Public Employment Programs	138,314.34
MUNICIPAL FUNCTIONS TOTAL	2,223,053.34
CAPITAL IMPROVEMENTS *MEMO*	30,172.55
DEBT SERVICE	
Principal Payments	68,500.00
Interest Payments	60,333.28
DEFERRED CHARGES	163,028.95
SCHOOL, COUNTY, SPECIAL DISTRICT TAXES	2,903,298.35
RESERVE FOR UNCOLLECTED TAXES	194,734.04
EXPENDITURES TOTAL	5,612,947.96

REVENUES-REALIZED		
1980 Property Taxes Collected		4,229,168.75
1980 Payments in Lieu of Taxes		52,658.80
Delinquent Tax & Lien Collections		96,274.56
Business Personalty Replacement Taxes		212,946.84
Taxes from Public Utilities		370,554.00
Other Miscellaneous Tax Revenues		
State Aid Revenues		98,857.17
Federal Aid Revenues		183,730.69
State and Local Fiscal Assistance Act Utilized		132,130.52
Sale of Acquired Property		
Other Miscellaneous Revenues		174,259.61
	Total	5,550,580.94
Prior Years Surplus Appropriated		143,441.04
REVENUES	TOTAL	5,694,021.98
Reserve For Uncollected Taxes		194,734.04
CAPITAL OUTLAY	TOTAL	502,928.64
Public Enterprises		
Recreation—Culture		
Public Works		496,040.19
Buildings and Grounds		6,888.45
Library and Education		
Conservation		
All Other		

CAPITAL DEBT AUTHORIZED, DECEMBER 31, 1980

ISSUED AND UNISSUED	GROSS DEBT	NET DEBT
School	158,000	
Self-liquidating		
Other	1,792,250	1,792,250
Total	1,950,250	1,792,250

ISSUED AND OUTSTANDING	
School	158,000.00
Self-Liquidating	
Other	1,668,450.00
Total	1,826,450.00
EQUALIZED VALUATION BASIS FOR NET DEBT COMPUTATION	175,548,438

REAL PROPERTY VALUATIONS

Code	Class	# of Parcels	% VAL'N	ASSESSED VALUATION
1	Vacant Land	104	1.49	2,552,500.00
2	Residential	1789	61.71	105,458,900.00
3	Farm			
4a	Commercial	206	19.02	32,501,300.00
4b	Industrial	130	10.87	18,572,100.00
4c	Apartments	59	6.91	11,805,500.00
Total		2288		170,890,300.00

Land Area	.90 Sq. Miles
Net Valuation Taxable-Municipal	171,734,010
Net Valuation Taxable-County	185,391,549
State Equalized Valuation	191,811,228
State Equalization Ratio	89.50

1980 PROPERTY TAX		
STATE EQUALIZED TAX RATE →		
Local District School Taxes	1.16	2,230,967.50
Regional & Consolidated School Tax		
School Taxes in Municipal Budget		
County Taxes	.35	672,330.85
County Library Taxes		
Local Municipal Purpose Taxes	.75	1,437,446.75
Veteran & Senior Citizen Taxes		99,860.00
Total Taxes for Rate Computation	2.26	4,440,605.10
Special District Taxes		
Bank Corp. Taxes		6,379.63
Added and Omitted Taxes		21,384.99
Total Taxes Levied - ABSTRACT		4,368,509.72
Total Taxes Billed		4,366,349.06
1980 TAXES COLLECTED		4,229,168.75
1980 Taxes Cancelled, Abated or Adjusted		7,999.86
Transfer to Tax Title Liens or Foreclosed		13,125.64
Balance Outstanding Dec. 31, 1980		116,054.81
PRIOR YEARS TAXES OUTSTANDING		
Balance January 1, 1980		90,595.42
Collected in 1980		88,884.33
Cancelled, Abated or Adjusted 1980		
Transfers to Tax Title Liens or Foreclosed		1,200.85
Balance December 31, 1980		510.24
TAX TITLE LIENS OUTSTANDING		
Balance January 1, 1980		26,886.21
Transfer From Taxes		14,551.79
Redeemed in 1980		7,390.23
Cancelled, Abated or Adjusted (1980)		
Transfers to Foreclosed Property		
Balance December 31, 1980		34,047.77
PROPERTY ACQUIRED BY DEED OR FORECLOSURE		
Balance January 1, 1980		250.00
Transfers From Taxes or Liens		
Sale for Cash (1980)		
Cancelled, Abated or Adjusted (1980)		
Balance December 31, 1980		250.00

CURRENT FINANCES DECEMBER 31, 1980	
ASSETS	
Cash Dec. 31, 1980	657,197.15
Taxes Receivable	116,565.05
Tax Title Liens	34,047.77
Foreclosed Property	250.00
Emergencies & Other Deferred Charges	23,760.00
State and Federal Aid Receivable	1,465.95
Other Receivables	1,147.58
Total	834,433.50
LIABILITIES, RESERVES, AND SURPLUS	
Cash Liabilities	146,691.87
Reserves for Receivables	152,010.40
Surplus Dec. 31, 1980	535,731.23
Total	834,433.50

1980/3000

2005

Population 1970 8,945
Population 1980 7,767
S & P Rating
Moody Rating A-1

General Tax Rate Per $100. 5.46
State Equalized Tax Rate 2.84

FANWOOD BOROUGH — UNION CO.

Form of Government:
Borough Council

Number of Members on Governing Body 6

PER CAPITA:

Gross Debt	501.46
Net Debt	227.04
Debt Service	27.10
Total Tax Levy	640.42
Municipal Expenditures	232.71

PER CENT:

Gross Debt	2.50
Net Debt	1.13
Tax Levy Collected	98.74
Tax Levy Cancelled, Abated or Adjusted	

EXPENDITURES	
GENERAL GOVERNMENT	
Governing Body & Public Boards	
Municipal Clerk	10,750.00
Financial Administration	27,182.99
Assessment of Taxes	8,400.00
Collection of Taxes	7,771.63
Planning, Housing & Development	3,700.00
Human Resources	1,000.00
Elections	
General Administration (other)	175,416.38
JUDICIARY	
Municipal Courts	6,375.00
PUBLIC SAFETY	
Fire Protection	62,017.00
Police Protection	518,701.00
Civil Defense & Disaster Control	2,600.00
Environmental Inspection & Control	6,050.00
Other Public Safety	
PUBLIC WORKS	
Streets and Drainage	248,014.00
Sewers and Sewage Processing	
Garbage and Trash Disposal	
Public Buildings and Grounds	
Other Public Works	
HEALTH and WELFARE	
Health Services Except Environmental	20,504.00
Welfare-Public Assistance	4,125.00
Hospitals, Clinics, First Aid	4,650.00
Animal, Insect, & Rodent Control	1.00
Other Welfare Services	250.00
RECREATION and CONSERVATION	
Beaches and Boardwalks	
Parks, Playgrounds, Shade Trees	60,490.00
Land Reclamation & Conservation	2,825.00
Other Recreational Services	1,100.00
EDUCATION (excluding schools)	
Libraries	81,000.00
Other Educational Services	
STATUTORY EXPENDITURES	
Pensions & F. I. C. A.	125,900.00
Employee Fringe Benefits	22,300.00
Other Statutory Expenditures	5,500.00
CETA And Other Public Employment Programs	
MUNICIPAL FUNCTIONS TOTAL	1,417,013.00
CAPITAL IMPROVEMENTS *MEMO*	8,966.50
DEBT SERVICE	
Principal Payments	115,000.00
Interest Payments	95,477.50
DEFERRED CHARGES	
SCHOOL, COUNTY, SPECIAL DISTRICT TAXES	4,156,161.42
RESERVE FOR UNCOLLECTED TAXES	180,000.00
EXPENDITURES TOTAL	5,963,651.92

REVENUES-REALIZED		
1980 Property Taxes Collected		4,911,100.29
1980 Payments in Lieu of Taxes		
Delinquent Tax & Lien Collections		67,577.36
Business Personalty Replacement Taxes		40,123.32
Taxes from Public Utilities		471,324.00
Other Miscellaneous Tax Revenues		
State Aid Revenues		73,818.34
Federal Aid Revenues		
State and Local Fiscal Assistance Act Utilized		51,498.00
Sale of Acquired Property		37,000.00
Other Miscellaneous Revenues		120,173.89
	Total	5,772,615.20
Prior Years Surplus Appropriated		300,000.00
REVENUES	TOTAL	6,072,615.20
Reserve For Uncollected Taxes		180,000.00
CAPITAL OUTLAY	TOTAL	255,107.23
Public Enterprises		
Recreation—Culture		
Public Works		65,298.33
Buildings and Grounds		49,533.13
Library and Education		140,275.77
Conservation		
All Other		

CAPITAL DEBT AUTHORIZED, DECEMBER 31, 1980

ISSUED AND UNISSUED	GROSS DEBT	NET DEBT
School	2,131,408	
Self-liquidating		
Other	1,763,425	1,763,425
Total	3,894,833	1,763,425

ISSUED AND OUTSTANDING	
School	2,131,408.82
Self-Liquidating	
Other	1,653,000.00
Total	3,784,408.82
EQUALIZED VALUATION BASIS FOR NET DEBT COMPUTATION	156,060,684

REAL PROPERTY VALUATIONS

Code	Class	# of Parcels	% VAL'N	ASSESSED VALUATION
1	Vacant Land	82	1.21	1,096,500.00
2	Residential	2415	91.13	82,459,500.00
3	Farm			
4a	Commercial	47	5.81	5,254,200.00
4b	Industrial	22	1.85	1,671,500.00
4c	Apartments			
Total		2566		90,481,700.00

Land Area 1.29 Sq. Miles

Net Valuation Taxable-Municipal	91,000,277
Net Valuation Taxable-County	158,004,266
State Equalized Valuation	174,430,199
State Equalization Ratio	52.03

1980 PROPERTY TAX		
STATE EQUALIZED TAX RATE		
Local District School Taxes		
Regional & Consolidated School Tax	1.93	3,374,865.60
School Taxes in Municipal Budget		
County Taxes	.45	781,295.82
County Library Taxes		
Local Municipal Purpose Taxes	.46	807,017.00
Veteran & Senior Citizen Taxes		53,880.00
Total Taxes for Rate Computation	2.84	5,017,058.42
Special District Taxes		
Bank Corp. Taxes		5,632.78
Added and Omitted Taxes		5,364.45
Total Taxes Levied - ABSTRACT		4,974,175.65
Total Taxes Billed		4,973,979.57
1980 TAXES COLLECTED		4,911,100.29
1980 Taxes Cancelled, Abated or Adjusted		
Transfer to Tax Title Liens or Foreclosed		1,930.95
Balance Outstanding Dec. 31, 1980		60,948.33
PRIOR YEARS TAXES OUTSTANDING		
Balance January 1, 1980		68,557.24
Collected in 1980		67,577.36
Cancelled, Abated or Adjusted 1980		979.88
Transfers to Tax Title Liens or Foreclosed		
Balance December 31, 1980		
TAX TITLE LIENS OUTSTANDING		
Balance January 1, 1980		9,421.24
Transfer From Taxes		1,556.10
Redeemed in 1980		
Cancelled, Abated or Adjusted (1980)		
Transfers to Foreclosed Property		
Balance December 31, 1980		10,977.34
PROPERTY ACQUIRED BY DEED OR FORECLOSURE		
Balance January 1, 1980		37,000.00
Transfers From Taxes or Liens		
Sale for Cash (1980)		37,000.00
Cancelled, Abated or Adjusted (1980)		
Balance December 31, 1980		

CURRENT FINANCES DECEMBER 31, 1980

ASSETS	
Cash Dec. 31, 1980	674,684.72
Taxes Receivable	60,948.33
Tax Title Liens	10,977.34
Foreclosed Property	
Emergencies & Other Deferred Charges	
State and Federal Aid Receivable	
Other Receivables	85.00
Total	746,695.39
LIABILITIES, RESERVES, AND SURPLUS	
Cash Liabilities	77,694.22
Reserves for Receivables	72,010.67
Surplus Dec. 31, 1980	596,990.50
Total	746,695.39

1807

Papulatian 1970 780
Papulatian 1980 677
S & P Rating
Maady Rating

General Tax Rate Per $100. 1.90
State Equalized Tax Rate 1.32

FAR HILLS BOROUGH — SOMERSET CO.

Form of Government:
Borough Council
Number of Members on Governing Body 6

PER CAPITA:		PER CENT:	
Gross Debt	105.24	Gross Debt	.18
Net Debt	105.24	Net Debt	.18
Debt Service	23.72	Tax Levy Collected	95.76
Tatal Tax Levy	868.22	Tax Levy Cancelled, Abated ar Adjusted	
Municipal Expenditures	437.63		

EXPENDITURES		REVENUES-REALIZED	
GENERAL GOVERNMENT			
Gaverning Body & Public Baards			
Municipal Clerk		1980 Praperty Taxes Collected	563,014.44
Financial Administratian	8,248.36	1980 Payments in Lieu af Taxes	
Assessment af Taxes	3,300.00	Delinquent Tax & Lien Collections	41,601.74
Collectian af Taxes	3,025.00	Business Personalty Replacement Taxes	10,591.16
Planning, Hausing & Development	1,317.50	Taxes fram Public Utilities	28,291.00
Human Resaurces	25.00	Other Miscellaneous Tax Revenues	
Electians		State Aid Revenues	5,292.01
General Administratian (ather)	38,964.25	Federal Aid Revenues	
JUDICIARY		State and Local Fiscal Assistance Act Utilized	3,919.04
Municipal Caurts	2,750.00	Sale of Acquired Property	
PUBLIC SAFETY		Other Miscellaneous Revenues	53,972.28
Fire Pratectian	10,150.00	Total	706,681.67
Police Pratectian	66,880.70	Priar Years Surplus Appropriated	70,000.00
Civil Defense & Disaster Cantrol		REVENUES TOTAL	776,681.67
Enviranmental Inspectian & Control	3,950.00	Reserve Far Uncallected Taxes	31,926.88
Other Public Safety		CAPITAL OUTLAY TOTAL	31,866.92
PUBLIC WORKS			
Streets and Drainage	36,500.00	Public Enterprises	
Sewers and Sewage Pracessing	31,625.00	Recreation—Culture	
Garbage and Trash Disposal	3,375.00	Public Works	31,866.92
Public Buildings and Graunds	14,000.00	Buildings and Graunds	
Other Public Warks		Library and Educatian	
HEALTH and WELFARE		Canservatian	
Health Services Except Enviranmental	3,578.00	All Other	
Welfare-Public Assistance		CAPITAL DEBT AUTHORIZED, DECEMBER 31, 1980	
Haspitals, Clinics, First Aid	1,200.00	ISSUED AND UNISSUED — GROSS DEBT / NET DEBT	
Animal, Insect, & Radent Control		School	
Other Welfare Services		Self-liquidating	
RECREATION and CONSERVATION		Other	71,250 / 71,250
Beaches and Baardwalks		Tatal	71,250 / 71,250
Parks, Playgrounds, Shade Trees	4,151.64		
Land Reclamatian & Canservatian		ISSUED AND OUTSTANDING	
Other Recreational Services	1,750.00	Schaal	
EDUCATION (excluding schaals)		Self-Liquidating	
Libraries	3,000.00	Other	45,000.00
Other Educatianal Services		Total	45,000.00
STATUTORY EXPENDITURES		EQUALIZED VALUATION BASIS	
Pensians & F. I. C. A.	7,337.55	FOR NET DEBT COMPUTATION	38,686,224
Emplayee Fringe Benefits	1,900.00	REAL PROPERTY VALUATIONS	
Other Statutary Expenditures	850.00	Code Class # of Parcels % VAL'N ASSESSED VALUATION	
CETA And Other Public Employment Programs		1 Vacant Land 29 6.05 1,845,200.00	
MUNICIPAL FUNCTIONS TOTAL	247,878.00	2 Residential 197 82.09 25,021,100.00	
CAPITAL IMPROVEMENTS *MEMO*		3 Farm 17 3.79 1,156,000.00	
DEBT SERVICE		4a Commercial 17 8.06 2,456,400.00	
Principal Payments	12,874.47	4b Industrial	
Interest Payments	3,185.00	4c Apartments	
		Total 260 30,478,700.00	
DEFERRED CHARGES	409.28	Land Area 4.90 Sq. Miles	
SCHOOL, COUNTY, SPECIAL DISTRICT TAXES	429,332.08	Net Valuatian Taxable-Municipal	30,795,963
RESERVE FOR UNCOLLECTED TAXES	31,926.88	Net Valuatian Taxable-County	39,251,781
EXPENDITURES TOTAL	725,605.71	State Equalized Valuatian	43,979,550
		State Equalizatian Ratia	69.82

1980 PROPERTY TAX		
STATE EQUALIZED TAX RATE		
Local District Schaal Taxes	.51	226,746.09
Regianal & Cansalidated School Tax		
Schaal Taxes in Municipal Budget		
Caunty Taxes	.43	191,016.59
Caunty Library Taxes	.03	11,569.40
Local Municipal Purpase Taxes	.35	153,742.68
Veteran & Seniar Citizen Taxes		3,870.00
Total Taxes far Rate Computatian	1.32	586,944.76
Special District Taxes		
Bank Corp. Taxes		1,882.66
Added and Omitted Taxes		2,826.35
Total Taxes Levied - ABSTRACT		587,783.77
Tatal Taxes Billed		587,949.65
1980 TAXES COLLECTED		563,014.44
1980 Taxes Cancelled, Abated ar Adjusted		
Transfer ta Tax Title Liens ar Foreclased		2,642.90
Balance Outstanding Dec. 31, 1980		22,292.31
PRIOR YEARS TAXES OUTSTANDING		
Balance January 1, 1980		31,520.95
Callected in 1980		31,423.58
Cancelled, Abated ar Adjusted 1980		
Transfers ta Tax Title Liens ar Foreclosed		
Balance December 31, 1980		97.37
TAX TITLE LIENS OUTSTANDING		
Balance January 1, 1980		7,535.26
Transfer From Taxes		2,642.90
Redeemed in 1980		10,178.16
Cancelled, Abated ar Adjusted (1980)		
Transfers ta Foreclosed Property		
Balance December 31, 1980		
PROPERTY ACQUIRED BY DEED OR FORECLOSURE		
Balance January 1, 1980		
Transfers Fram Taxes ar Liens		
Sale for Cash (1980)		
Cancelled. Abated ar Adjusted (1980)		
Balance December 31, 1980		
CURRENT FINANCES DECEMBER 31, 1980		
ASSETS		
Cash Dec. 31, 1980		241,124.61
Taxes Receivable		22,389.68
Tax Title Liens		
Foreclased Property		
Emergencies & Other Deferred Charges		
State and Federal Aid Receivable		139.04
Other Receivables		
Total		263,653.33
LIABILITIES, RESERVES, AND SURPLUS		
Cash Liabilities		81,065.28
Reserves for Receivables		22,389.68
Surplus Dec. 31, 1980		160,198.37
Total		263,653.33

1314

Population 1970 1,325
Population 1980 1,348
S & P Rating
Moody Rating

General Tax Rate Per $100. 5.84
State Equalized Tax Rate 2.27

FARMINGDALE BOROUGH — MONMOUTH CO.

Form of Government:
Borough Council
Number of Members on Governing Body 6

PER CAPITA:		PER CENT:	
Gross Debt	1,211.23	Gross Debt	7.92
Net Debt	508.96	Net Debt	3.33
Debt Service	1.56	Tax Levy Collected	94.50
Total Tax Levy	451.18	Tax Levy Cancelled, Abated or Adjusted	2.02
Municipal Expenditures	135.33		

EXPENDITURES	
GENERAL GOVERNMENT	
Governing Body & Public Boards	
Municipal Clerk	
Financial Administration	3,715.53
Assessment of Taxes	5,394.00
Collection of Taxes	2,865.53
Planning, Housing & Development	1,275.00
Human Resources	
Elections	400.00
General Administration (other)	32,562.82
JUDICIARY	
Municipal Courts	5,308.88
PUBLIC SAFETY	
Fire Protection	8,400.00
Police Protection	15,308.00
Civil Defense & Disaster Control	100.00
Environmental Inspection & Control	2,883.86
Other Public Safety	
PUBLIC WORKS	
Streets and Drainage	22,159.70
Sewers and Sewage Processing	
Garbage and Trash Disposal	350.00
Public Buildings and Grounds	8,749.34
Other Public Works	
HEALTH and WELFARE	
Health Services Except Environmental	
Welfare-Public Assistance	100.00
Hospitals, Clinics, First Aid	
Animal, Insect, & Rodent Control	
Other Welfare Services	
RECREATION and CONSERVATION	
Beaches and Boardwalks	
Parks, Playgrounds, Shade Trees	1,300.00
Land Reclamation & Conservation	
Other Recreational Services	1,000.00
EDUCATION (excluding schools)	
Libraries	
Other Educational Services	
STATUTORY EXPENDITURES	
Pensions & F. I. C. A.	4,225.00
Employee Fringe Benefits	1,925.00
Other Statutory Expenditures	450.00
CETA And Other Public Employment Programs	17,500.00
MUNICIPAL FUNCTIONS TOTAL	136,012.66
CAPITAL IMPROVEMENTS *MEMO*	
DEBT SERVICE	
Principal Payments	
Interest Payments	2,100.00
DEFERRED CHARGES	1,411.54
SCHOOL, COUNTY, SPECIAL DISTRICT TAXES	554,794.94
RESERVE FOR UNCOLLECTED TAXES	42,905.05
EXPENDITURES TOTAL	737,224.19

REVENUES-REALIZED	
1980 Property Taxes Collected	568,018.40
1980 Payments in Lieu of Taxes	
Delinquent Tax & Lien Collections	18,476.96
Business Personalty Replacement Taxes	22,076.80
Taxes from Public Utilities	36,394.00
Other Miscellaneous Tax Revenues	
State Aid Revenues	9,370.57
Federal Aid Revenues	18,759.09
State and Local Fiscal Assistance Act Utilized	6,311.00
Sale of Acquired Property	
Other Miscellaneous Revenues	44,875.10
Total	724,281.92
Prior Years Surplus Appropriated	50,000.00
REVENUES TOTAL	774,281.92
Reserve For Uncollected Taxes	42,905.05
CAPITAL OUTLAY TOTAL	332,487.11
Public Enterprises	
Recreation—Culture	27,796.34
Public Works	247,336.77
Buildings and Grounds	57,354.00
Library and Education	
Conservation	
All Other	

CAPITAL DEBT AUTHORIZED, DECEMBER 31, 1980

ISSUED AND UNISSUED	GROSS DEBT	NET DEBT
School	1,062,756	179,281
Self-liquidating	223,500	160,312
Other	346,483	346,483
Total	1,632,739	686,077

ISSUED AND OUTSTANDING	
School	1,052,369.63
Self-Liquidating	223,500.00
Other	297,000.00
Total	1,572,869.63
EQUALIZED VALUATION BASIS FOR NET DEBT COMPUTATION	20,623,949

REAL PROPERTY VALUATIONS

Code	Class	# of Parcels	% VAL'N	ASSESSED VALUATION
1	Vacant Land	57	1.96	179,900.00
2	Residential	279	52.31	4,800,300.00
3	Farm	4	.57	52,500.00
4a	Commercial	32	15.55	1,426,700.00
4b	Industrial	6	11.73	1,076,700.00
4c	Apartments	8	17.87	1,639,600.00
Total		386		9,176,100.00

Land Area	.50 Sq. Miles
Net Valuation Taxable-Municipal	9,992,982
Net Valuation Taxable-County	21,324,001
State Equalized Valuation	24,373,064
State Equalization Ratio	38.97

1980 PROPERTY TAX		
STATE EQUALIZED TAX RATE		
Local District School Taxes	1.06	271,686.80
Regional & Consolidated School Tax	.62	159,242.35
School Taxes in Municipal Budget		
County Taxes	.47	* 119,443.48
County Library Taxes	.02	4,422.31
Local Municipal Purpose Taxes	.11	29,164.43
Veteran & Senior Citizen Taxes		8,460.00
Total Taxes for Rate Computation	2.28	592,419.37
Special District Taxes		
Bank Corp. Taxes		7,116.04
Added and Omitted Taxes		17,112.70
Total Taxes Levied - ABSTRACT		608,188.11
Total Taxes Billed		601,102.68
1980 TAXES COLLECTED		568,018.40
1980 Taxes Cancelled, Abated or Adjusted		12,126.30
Transfer to Tax Title Liens or Foreclosed		280.51
Balance Outstanding Dec. 31, 1980		20,677.37
PRIOR YEARS TAXES OUTSTANDING		
Balance January 1, 1980		18,476.96
Collected in 1980		18,476.96
Cancelled, Abated or Adjusted 1980		
Transfers to Tax Title Liens or Foreclosed		
Balance December 31, 1980		
TAX TITLE LIENS OUTSTANDING		
Balance January 1, 1980		525.74
Transfer From Taxes		280.51
Redeemed in 1980		
Cancelled, Abated or Adjusted (1980)		
Transfers to Foreclosed Property		
Balance December 31, 1980		806.25
PROPERTY ACQUIRED BY DEED OR FORECLOSURE		
Balance January 1, 1980		
Transfers From Taxes or Liens		
Sale for Cash (1980)		
Cancelled, Abated or Adjusted (1980)		
Balance December 31, 1980		

CURRENT FINANCES DECEMBER 31, 1980	
ASSETS	
Cash Dec. 31, 1980	290,905.26
Taxes Receivable	20,677.37
Tax Title Liens	806.25
Foreclosed Property	
Emergencies & Other Deferred Charges	35.00
State and Federal Aid Receivable	5,000.00
Other Receivables	104,184.79
Total	421,608.67
LIABILITIES, RESERVES, AND SURPLUS	
Cash Liabilities	260,997.24
Reserves for Receivables	33,870.11
Surplus Dec. 31, 1980	126,741.32
Total	421,608.67

*Includes County Health Service Taxes or County Vocational School Taxes. See Table 13, pgs. 675, 676.

0314

Population 1970 615
Population 1980 597
S & P Rating
Moody Rating

General Tax Rate Per $100. 3.56
State Equalized Tax Rate 2.80

FIELDSBORO BOROUGH – BURLINGTON CO.

Form of Government:
Borough Council
Number of Members on Governing Body 6

PER CAPITA		PER CENT	
Gross Debt	138.19	Gross Debt	1.26
Net Debt	138.19	Net Debt	1.26
Debt Service	109.61	Tax Levy Collected	87.27
Total Tax Levy	336.15	Tax Levy Cancelled, Abated or Adjusted	
Municipal Expenditures	377.69		

EXPENDITURES	
GENERAL GOVERNMENT	
Governing Body & Public Boards	
Municipal Clerk	
Financial Administration	3,900.00
Assessment of Taxes	1,200.00
Collection of Taxes	2,800.00
Planning, Housing & Development	1,400.00
Human Resources	
Electians	
General Administration (other)	42,700.75
JUDICIARY	
Municipal Courts	3,300.00
PUBLIC SAFETY	
Fire Protection	1,075.00
Police Protection	15,050.00
Civil Defense & Disaster Control	140.00
Environmental Inspection & Control	
Other Public Safety	
PUBLIC WORKS	
Streets and Drainage	18,000.00
Sewers and Sewage Processing	
Garbage and Trash Disposal	11,456.00
Public Buildings and Grounds	3,000.00
Other Public Works	
HEALTH and WELFARE	
Health Services Except Environmental	300.00
Welfare-Public Assistance	500.00
Hospitals, Clinics, First Aid	
Animal, Insect, & Rodent Control	200.00
Other Welfare Services	
RECREATION and CONSERVATION	
Beaches and Boardwalks	
Parks, Playgrounds, Shade Trees	4,500.00
Land Reclamation & Conservation	
Other Recreational Services	
EDUCATION (excluding schools)	
Libraries	50.00
Other Educational Services	
STATUTORY EXPENDITURES	
Pensions & F. I. C. A.	5,159.00
Employee Fringe Benefits	
Other Statutory Expenditures	1,000.00
CETA And Other Public Employment Programs	10,155.25
MUNICIPAL FUNCTIONS TOTAL	125,926.00
CAPITAL IMPROVEMENTS *MEMO*	
DEBT SERVICE	
Principal Payments	61,000.00
Interest Payments	4,435.61
DEFERRED CHARGES	5,116.83
SCHOOL, COUNTY, SPECIAL DISTRICT TAXES	200,066.18
RESERVE FOR UNCOLLECTED TAXES	29,000.00
EXPENDITURES TOTAL	425,544.62

REVENUES-REALIZED		
1980 Property Taxes Collected		175,494.37
1980 Payments in Lieu of Taxes		
Delinquent Tax & Lien Collections		19,821.02
Business Personalty Replacement Taxes		65,648.24
Taxes from Public Utilities		24,399.00
Other Miscellaneous Tax Revenues		
State Aid Revenues		4,179.68
Federal Aid Revenues		6,031.34
State and Local Fiscal Assistance Act Utilized		5,956.00
Sale of Acquired Property		
Other Miscellaneous Revenues		21,584.87
	Total	323,114.52
Prior Years Surplus Appropriated		86,000.00
REVENUES	TOTAL	409,114.52
Reserve For Uncollected Taxes		29,000.00
CAPITAL OUTLAY	TOTAL	4,182.85
Public Enterprises		
Recreation—Culture		
Public Works		
Buildings and Grounds		4,182.85
Library and Education		
Conservation		
All Other		

CAPITAL DEBT AUTHORIZED, DECEMBER 31, 1980

ISSUED AND UNISSUED	GROSS DEBT	NET DEBT
School		
Self-liquidating		
Other	82,500	82,500
Total	82,500	82,500

ISSUED AND OUTSTANDING	
School	
Self-Liquidating	
Other	
Total	
EQUALIZED VALUATION BASIS FOR NET DEBT COMPUTATION	6,529,603

REAL PROPERTY VALUATIONS

Code	Class	# of Parcels	% VAL'N	ASSESSED VALUATION
1	Vacant Land	30	2.94	164,490.00
2	Residential	167	64.90	3,631,720.00
3	Farm			
4a	Commercial	6	6.43	360,050.00
4b	Industrial	1	25.72	1,439,300.00
4c	Apartments			
Total		204		5,595,560.00

Land Area	.30 Sq. Miles
Net Valuation Taxable-Municipal	5,631,699
Net Valuation Taxable-County	8,905,031
State Equalized Valuation	7,143,417
State Equalization Ratio	78.73

1980 PROPERTY TAX		
STATE EQUALIZED TAX RATE →		
Local District School Taxes	1.99	142,615.00
Regional & Consolidated School Tax		
School Taxes in Municipal Budget		
County Taxes	.76	54,483.08
County Library Taxes	.04	2,968.10
Local Municipal Purpose Taxes		
Veteran & Senior Citizen Taxes		5,200.00
Total Taxes for Rate Computation	2.79	205,266.18
Special District Taxes		
Bank Corp. Taxes		
Added and Omitted Taxes		616.49
Total Taxes Levied - ABSTRACT		200,682.67
Total Taxes Billed		201,104.96
1980 TAXES COLLECTED		175,494.37
1980 Taxes Cancelled, Abated or Adjusted		
Transfer to Tax Title Liens or Foreclosed		3,493.22
Balance Outstanding Dec. 31, 1980		22,117.37

PRIOR YEARS TAXES OUTSTANDING	
Balance January 1, 1980	16,297.55
Collected in 1980	16,297.55
Cancelled, Abated or Adjusted 1980	
Transfers to Tax Title Liens or Foreclosed	
Balance December 31, 1980	
TAX TITLE LIENS OUTSTANDING	
Balance January 1, 1980	11,549.88
Transfer From Taxes	3,493.22
Redeemed in 1980	3,523.47
Cancelled, Abated or Adjusted (1980)	
Transfers to Foreclosed Property	
Balance December 31, 1980	11,519.63
PROPERTY ACQUIRED BY DEED OR FORECLOSURE	
Balance January 1, 1980	300.00
Transfers From Taxes or Liens	
Sale for Cash (1980)	
Cancelled, Abated or Adjusted (1980)	
Balance December 31, 1980	300.00

CURRENT FINANCES DECEMBER 31, 1980	
ASSETS	
Cash Dec. 31, 1980	95,971.69
Taxes Receivable	22,117.37
Tax Title Liens	11,519.63
Foreclosed Property	300.00
Emergencies & Other Deferred Charges	14,059.00
State and Federal Aid Receivable	420.00
Other Receivables	2,767.63
Total	147,195.32
LIABILITIES, RESERVES, AND SURPLUS	
Cash Liabilities	54,166.28
Reserves for Receivables	36,704.63
Surplus Dec. 31, 1980	56,324.41
Total	147,195.32

980/3000

1009

Population 1970 3,520
Population 1980 4,132
S & P Rating
Moody Rating A-1

General Tax Rate Per $100. 2.94
State Equalized Tax Rate 2.45

FLEMINGTON BOROUGH — HUNTERDON CO.

Form of Government:
Borough Council
Number of Members on Governing Body 6

PER CAPITA		PER CENT:	
Gross Debt	272.61	Gross Debt	1.24
Net Debt	49.27	Net Debt	.22
Debt Service		Tax Levy Collected	91.93
Total Tax Levy	603.08	Tax Levy Cancelled, Abated or Adjusted	2.16
Municipal Expenditures	300.81		

EXPENDITURES		REVENUES-REALIZED	
GENERAL GOVERNMENT			
Governing Body & Public Boards			
Municipal Clerk		1980 Property Taxes Collected	2,287,416.09
Financial Administration	13,150.00	1980 Payments in Lieu of Taxes	
Assessment of Taxes	15,692.25	Delinquent Tax & Lien Collections	99,272.67
Collection of Taxes	7,094.87	Business Personalty Replacement Taxes	108,091.24
Planning, Housing & Development	32,711.26	Taxes from Public Utilities	139,948.00
Human Resources		Other Miscellaneous Tax Revenues	
Elections		State Aid Revenues	27,201.61
General Administration (other)	121,158.66	Federal Aid Revenues	
JUDICIARY		State and Local Fiscal Assistance Act Utilized	26,789.71
Municipal Courts	22,862.50	Sale of Acquired Property	
PUBLIC SAFETY		Other Miscellaneous Revenues	370,775.15
Fire Protection	33,990.92	Total	3,059,494.47
Police Protection	205,926.79	Prior Years Surplus Appropriated	258,000.00
Civil Defense & Disaster Control		REVENUES TOTAL	3,317,494.47
Environmental Inspection & Control	8,900.00	Reserve For Uncollected Taxes	157,292.24
Other Public Safety		CAPITAL OUTLAY TOTAL	143,055.91
PUBLIC WORKS			
Streets and Drainage	131,902.68	Public Enterprises	33,758.77
Sewers and Sewage Processing	216,816.88	Recreation—Culture	
Garbage and Trash Disposal	62,122.66	Public Works	65,551.99
Public Buildings and Grounds	16,103.76	Buildings and Grounds	43,745.15
Other Public Works		Library and Education	
HEALTH and WELFARE		Conservation	
Health Services Except Environmental	675.34	All Other	
Welfare-Public Assistance	6,220.04	CAPITAL DEBT AUTHORIZED, DECEMBER 31, 1980	
Hospitals, Clinics, First Aid		ISSUED AND UNISSUED — GROSS DEBT / NET DEBT	
Animal, Insect, & Rodent Control	1,000.00	School	448,836
Other Welfare Services		Self-liquidating	474,000
RECREATION and CONSERVATION		Other	203,600 / 203,600
Beaches and Boardwalks		Total	1,126,436 / 203,600
Parks, Playgrounds, Shade Trees	3,000.00		
Land Reclamation & Conservation		ISSUED AND OUTSTANDING	
Other Recreational Services	7,408.78	School	448,836.18
EDUCATION (excluding schools)		Self-Liquidating	474,000.00
Libraries	57,750.00	Other	
Other Educational Services		Total	922,836.18
STATUTORY EXPENDITURES		EQUALIZED VALUATION BASIS FOR NET DEBT COMPUTATION	91,131,754
Pensions & F. I. C. A.	49,450.74		
Employee Fringe Benefits	21,500.00	REAL PROPERTY VALUATIONS	
Other Statutory Expenditures	3,000.00		
CETA And Other Public Employment Programs			
MUNICIPAL FUNCTIONS TOTAL	1,048,438.13		
CAPITAL IMPROVEMENTS *MEMO*	71,789.71		
DEBT SERVICE			
Principal Payments			
Interest Payments			
DEFERRED CHARGES	37,236.92		
SCHOOL, COUNTY, SPECIAL DISTRICT TAXES	2,050,750.20		
RESERVE FOR UNCOLLECTED TAXES	157,292.24		
EXPENDITURES TOTAL	3,293,717.49		

Code	Class	# of Parcels	% VAL'N	ASSESSED VALUATION
1	Vacant Land	82	2.78	2,257,700.00
2	Residential	769	45.11	36,665,120.00
3	Farm	2	.01	7,925.00
4a	Commercial	181	36.81	29,913,950.00
4b	Industrial			
4c	Apartments	9	15.29	12,428,200.00
Total		1043		81,272,895.00

Land Area 1.10 Sq. Miles

Net Valuation Taxable-Municipal	84,266,029
Net Valuation Taxable-County	103,678,782
State Equalized Valuation	100,256,777
State Equalization Ratio	83.56

1980 PROPERTY TAX		
STATE EQUALIZED TAX RATE →		
Local District School Taxes		
Regional & Consolidated School Tax	1.61	1,624,712.20
School Taxes in Municipal Budget		
County Taxes	.42	426,038.00
County Library Taxes		
Local Municipal Purpose Taxes	.42	419,290.97
Veteran & Senior Citizen Taxes		21,620.00
Total Taxes for Rate Computation	2.45	2,491,661.17
Special District Taxes		
Bank Corp. Taxes		16,495.68
Added and Omitted Taxes		5,385.36
Total Taxes Levied - ABSTRACT		2,491,922.21
Total Taxes Billed		2,488,257.89
1980 TAXES COLLECTED		2,287,416.09
1980 Taxes Cancelled, Abated or Adjusted		53,782.74
Transfer to Tax Title Liens or Foreclosed		6,320.98
Balance Outstanding Dec. 31, 1980		140,738.08
PRIOR YEARS TAXES OUTSTANDING		
Balance January 1, 1980		97,305.64
Collected in 1980		90,941.29
Cancelled, Abated or Adjusted 1980		15.51
Transfers to Tax Title Liens or Foreclosed		3,978.75
Balance December 31, 1980		2,370.09
TAX TITLE LIENS OUTSTANDING		
Balance January 1, 1980		4,007.00
Transfer From Taxes		10,828.46
Redeemed in 1980		8,331.38
Cancelled, Abated or Adjusted (1980)		
Transfers to Foreclosed Property		
Balance December 31, 1980		6,504.08
PROPERTY ACQUIRED BY DEED OR FORECLOSURE		
Balance January 1, 1980		32,400.00
Transfers From Taxes or Liens		
Sale for Cash (1980)		
Cancelled, Abated or Adjusted (1980)		
Balance December 31, 1980		32,400.00
CURRENT FINANCES DECEMBER 31, 1980		
ASSETS		
Cash Dec. 31, 1980		484,095.05
Taxes Receivable		143,108.17
Tax Title Liens		6,504.08
Foreclosed Property		32,400.00
Emergencies & Other Deferred Charges		41,170.37
State and Federal Aid Receivable		
Other Receivables		8,721.57
Total		715,999.24
LIABILITIES, RESERVES, AND SURPLUS		
Cash Liabilities		207,655.17
Reserves for Receivables		190,733.82
Surplus Dec. 31, 1980		317,610.25
Total		715,999.24

0315

Population 1970 8,570
Population 1980 9,084
S & P Rating
Moody Rating

General Tax Rate Per $100. 2.76
State Equalized Tax Rate 2.49

FLORENCE TOWNSHIP – BURLINGTON CO.

Form of Government:
Mayor-Council Plan F (OMCL50)
Number of Members on Governing Body 5

PER CAPITA		PER CENT	
Gross Debt	661.77	Gross Debt	4.28
Net Debt	337.68	Net Debt	2.18
Debt Service	18.35	Tax Levy Collected	93.55
Total Tax Levy	423.08	Tax Levy Cancelled, Abated or Adjusted	.36
Municipal Expenditures	224.27		

EXPENDITURES

GENERAL GOVERNMENT		
Governing Body & Public Boards	14,353.84	
Municipal Clerk	38,974.80	
Financial Administration	28,780.00	
Assessment of Taxes	22,550.00	
Collection of Taxes	32,800.00	
Planning, Housing & Development	9,400.00	
Human Resources		
Elections		
General Administration (other)	179,701.54	
JUDICIARY		
Municipal Courts	28,040.00	
PUBLIC SAFETY		
Fire Protection	1,200.00	
Police Protection	374,085.70	
Civil Defense & Disaster Control	3,200.00	
Environmental Inspection & Control	17,925.00	
Other Public Safety		
PUBLIC WORKS		
Streets and Drainage	173,611.56	
Sewers and Sewage Processing		
Garbage and Trash Disposal	145,900.00	
Public Buildings and Grounds	47,800.00	
Other Public Works	1,565.00	
HEALTH and WELFARE		
Health Services Except Environmental	4,100.00	
Welfare-Public Assistance	9,525.00	
Hospitals, Clinics, First Aid		
Animal, Insect, & Rodent Control	2,100.00	
Other Welfare Services		
RECREATION and CONSERVATION		
Beaches and Boardwalks		
Parks, Playgrounds, Shade Trees	40,381.00	
Land Reclamation & Conservation		
Other Recreational Services	34,130.00	
EDUCATION (excluding schools)		
Libraries	19,200.00	
Other Educational Services		
STATUTORY EXPENDITURES		
Pensions & F. I. C. A.	101,659.81	
Employee Fringe Benefits	37,200.00	
Other Statutory Expenditures	4,200.00	
CETA And Other Public Employment Programs	100,504.00	
MUNICIPAL FUNCTIONS TOTAL	1,472,887.25	
CAPITAL IMPROVEMENTS *MEMO*	3,827.82	
DEBT SERVICE		
Principal Payments	83,000.00	
Interest Payments	83,729.32	
DEFERRED CHARGES	48,256.26	
SCHOOL, COUNTY, SPECIAL DISTRICT TAXES	3,496,618.48	
RESERVE FOR UNCOLLECTED TAXES	349,440.03	
EXPENDITURES TOTAL	5,533,931.34	

REVENUES-REALIZED

1980 Property Taxes Collected		3,600,337.73
1980 Payments in Lieu of Taxes		
Delinquent Tax & Lien Collections		229,590.09
Business Personalty Replacement Taxes		415,378.96
Taxes from Public Utilities		388,062.00
Other Miscellaneous Tax Revenues		
State Aid Revenues		60,478.22
Federal Aid Revenues		81,651.48
State and Local Fiscal Assistance Act Utilized		162,659.00
Sale of Acquired Property		
Other Miscellaneous Revenues		254,549.23
	Total	5,192,696.71
Prior Years Surplus Appropriated		276,200.00
REVENUES	TOTAL	5,468,896.71
Reserve For Uncollected Taxes		349,440.03
CAPITAL OUTLAY	TOTAL	211,723.79
Public Enterprises		33,660.52
Recreation—Culture		
Public Works		161,713.70
Buildings and Grounds		16,349.57
Library and Education		
Conservation		
All Other		

CAPITAL DEBT AUTHORIZED, DECEMBER 31, 1980

ISSUED AND UNISSUED	GROSS DEBT	NET DEBT
School	196,000	
Self-liquidating	1,845,500	392,422
Other	3,970,059	2,675,059
Total	6,011,559	3,067,482

ISSUED AND OUTSTANDING	
School	196,000.00
Self-Liquidating	1,271,000.00
Other	1,708,500.00
Total	3,175,500.00
EQUALIZED VALUATION BASIS FOR NET DEBT COMPUTATION	140,620,063

REAL PROPERTY VALUATIONS

Code	Class	# of Parcels	% VAL'N	ASSESSED VALUATION
1	Vacant Land	290	4.33	5,741,860.00
2	Residential	2733	67.95	90,049,395.00
3	Farm	146	1.95	2,582,105.00
4a	Commercial	137	10.08	13,356,480.00
4b	Industrial	18	14.45	19,147,070.00
4c	Apartments	10	1.24	1,646,365.00
Total		3334		132,523,275.00

Land Area 9.65 Sq. Miles

Net Valuation Taxable-Municipal	133,870,253
Net Valuation Taxable-County	158,501,275
State Equalized Valuation	148,208,765
State Equalization Ratio	90.49

1980 PROPERTY TAX

STATE EQUALIZED TAX RATE →		
Local District School Taxes	1.59	2,354,812.00
Regional & Consolidated School Tax		
School Taxes in Municipal Budget		
County Taxes	.65	968,677.96
County Library Taxes	.04	52,828.52
Local Municipal Purpose Taxes	.21	307,855.00
Veteran & Senior Citizen Taxes		115,450.00
Total Taxes for Rate Computation	2.49	3,799,623.48
Special District Taxes		120,300.00
Bank Corp. Taxes		5,496.81
Added and Omitted Taxes		33,286.85
Total Taxes Levied - ABSTRACT		3,843,257.14
Total Taxes Billed		3,848,590.51
1980 TAXES COLLECTED		3,600,337.73
1980 Taxes Cancelled, Abated or Adjusted		13,913.14
Transfer to Tax Title Liens or Foreclosed		18,168.88
Balance Outstanding Dec. 31, 1980		216,170.76

PRIOR YEARS TAXES OUTSTANDING

Balance January 1, 1980	222,158.54
Collected in 1980	216,342.97
Cancelled, Abated or Adjusted 1980	
Transfers to Tax Title Liens or Foreclosed	
Balance December 31, 1980	5,815.57

TAX TITLE LIENS OUTSTANDING

Balance January 1, 1980	47,221.45
Transfer From Taxes	18,168.88
Redeemed in 1980	13,237.12
Cancelled, Abated or Adjusted (1980)	
Transfers to Foreclosed Property	
Balance December 31, 1980	52,153.21

PROPERTY ACQUIRED BY DEED OR FORECLOSURE

Balance January 1, 1980	10,115.01
Transfers From Taxes or Liens	
Sale for Cash (1980)	
Cancelled. Abated or Adjusted (1980)	
Balance December 31, 1980	10,115.01

CURRENT FINANCES DECEMBER 31, 1980

ASSETS

Cash Dec. 31, 1980	863,734.52
Taxes Receivable	221,986.33
Tax Title Liens	52,153.21
Foreclosed Property	10,115.01
Emergencies & Other Deferred Charges	26,921.26
State and Federal Aid Receivable	
Other Receivables	11,599.89
Total	1,186,510.22

LIABILITIES, RESERVES, AND SURPLUS

Cash Liabilities	195,408.85
Reserves for Receivables	295,854.44
Surplus Dec. 31, 1980	695,246.93
Total	1,186,510.22

1411

Population 1970	8,110
Population 1980	9,359
S & P Roting	AA
Moody Rating	AA

Generol Tax Rote Per $100. 2.07

State Equolized Tox Rate 1.67

FLORHAM PARK BOROUGH — MORRIS CO.

Form of Government:
Borough Council
Number of Members on Governing Body 6

PER CAPITA:		PER CENT:	
Gross Debt	611.38	Gross Debt	1.56
Net Debt	342.62	Net Debt	.87
Debt Service	37.69	Tox Levy Collected	97.07
Total Tax Levy	788.42	Tox Levy Concelled, Abated or Adjusted	.24
Municipal Expenditures	307.45		

EXPENDITURES	
GENERAL GOVERNMENT	
Governing Body & Public Boards	
Municipal Clerk	
Financial Administration	74,462.00
Assessment of Taxes	28,901.00
Collection of Taxes	900.00
Planning, Housing & Development	28,800.00
Human Resources	5,300.00
Elections	2,824.00
General Administration (other)	373,816.00
JUDICIARY	
Municipol Courts	17,295.00
PUBLIC SAFETY	
Fire Protection	41,030.00
Police Protection	559,794.00
Civil Defense & Disaster Control	3,500.00
Environmental Inspection & Control	28,930.00
Other Public Safety	
PUBLIC WORKS	
Streets ond Drainage	256,484.00
Sewers and Sewage Processing	90,000.00
Garbage ond Trosh Disposal	57,561.00
Public Buildings and Grounds	193,795.00
Other Public Works	
HEALTH ond WELFARE	
Health Services Except Environmentol	17,374.00
Welfare-Public Assistance	600.00
Hospitals, Clinics, First Aid	
Animal, Insect, & Rodent Control	7,900.00
Other Welfare Services	
RECREATION ond CONSERVATION	
Beaches and Boardwalks	
Parks, Playgrounds, Shade Trees	3,000.00
Land Reclamation & Conservation	
Other Recreational Services	60,850.00
EDUCATION (excluding schools)	
Libraries	113,465.00
Other Educotional Services	
STATUTORY EXPENDITURES	
Pensions & F. I. C. A.	138,032.72
Employee Fringe Benefits	45,900.00
Other Statutory Expenditures	5,105.00
CETA And Other Public Employment Progroms	12,808.00
MUNICIPAL FUNCTIONS TOTAL	2,169,426.72
CAPITAL IMPROVEMENTS *MEMO*	23,993.00
DEBT SERVICE	
Principal Payments	187,254.00
Interest Payments	165,497.17
DEFERRED CHARGES	
SCHOOL, COUNTY, SPECIAL DISTRICT TAXES	5,794,888.08
RESERVE FOR UNCOLLECTED TAXES	356,220.74
EXPENDITURES TOTAL	8,672,286.71

REVENUES-REALIZED		
1980 Property Taxes Collected		7,221,250.79
1980 Payments in Lieu of Taxes		
Delinquent Tax & Lien Collections		227,542.12
Business Personalty Replacement Taxes		229,767.60
Taxes from Public Utilities		477,992.00
Other Miscellaneous Tax Revenues		
State Aid Revenues		55,549.27
Federal Aid Revenues		4,295.54
State and Local Fiscal Assistonce Act Utilized		87,888.00
Sale of Acquired Property		
Other Miscellaneous Revenues		272,676.06
	Total	8,576,961.38
Prior Yeors Surplus Appropriated		245,500.00
REVENUES	TOTAL	8,822,461.38
Reserve For Uncollected Taxes		356,220.74
CAPITAL OUTLAY	TOTAL	740,672.32
Public Enterprises		276,772.59
Recreation—Culture		64,217.76
Public Works		253,456.71
Buildings and Grounds		46,599.79
Library ond Education		99,625.47
Conservation		
All Other		

CAPITAL DEBT AUTHORIZED, DECEMBER 31, 1980

ISSUED AND UNISSUED	GROSS DEBT	NET DEBT
School	1,713,975	
Self-liquidating	779,322	57,000
Other	3,228,606	3,149,578
Total	5,721,904	3,206,578

ISSUED AND OUTSTANDING	
School	1,538,975.38
Self-Liquidating	765,500.00
Other	3,159,106.00
Totol	5,463,581.38
EQUALIZED VALUATION BASIS FOR NET DEBT COMPUTATION	367,500,308

REAL PROPERTY VALUATIONS

Code	Class	# of Parcels	% VAL'N	ASSESSED VALUATION
1	Vacant Land	222	5.26	18,357,850.00
2	Residential	2183	46.77	163,206,700.00
3	Form			
4a	Commercial	60	19.51	68,089,650.00
4b	Industrial	19	26.25	91,604,000.00
4c	Apartments	1	2.21	7,719,900.00
Total		2485		348,978,100.00

Land Area 7.50 Sq. Miles

Net Valuation Taxable-Municipol	352,694,565
Net Voluotion Taxable-County	449,972,108
Stote Equalized Valuation	435,246,204
State Equalization Ratio	80.87

1980 PROPERTY TAX		
STATE EQUALIZED TAX RATE		
Local District School Toxes	.52	2,276,354.83
Regional & Consolidoted School Tax	.44	1,908,660.46
School Toxes in Municipol Budget		
County Toxes	.37	1,609,872.79
County Library Toxes		
Local Municipol Purpose Toxes	.34	1,481,353.90
Veteran & Senior Citizen Taxes		50,130.00
Totol Toxes for Rote Computation	1.67	7,326,371.98
Special District Toxes		
Bonk Corp. Toxes		14,199.14
Added ond Omitted Taxes		88,377.85
Total Taxes Levied - ABSTRACT		7,378,818.97
Total Taxes Billed		7,439,312.70
1980 TAXES COLLECTED		7,221,250.79
1980 Taxes Cancelled, Aboted or Adjusted		17,553.93
Transfer to Tax Title Liens or Foreclosed		6,108.57
Balance Outstonding Dec. 31, 1980		194,399.41
PRIOR YEARS TAXES OUTSTANDING		
Balance January 1, 1980		270,317.02
Collected in 1980		217,134.16
Cancelled, Aboted or Adjusted 1980		
Transfers to Tax Title Liens or Foreclosed		
Balance December 31, 1980		53,182.86
TAX TITLE LIENS OUTSTANDING		
Balance January 1, 1980		26,379.89
Transfer From Taxes		6,108.57
Redeemed in 1980		10,407.96
Cancelled, Abated or Adjusted (1980)		
Transfers to Foreclosed Property		
Balance December 31, 1980		24,080.50
PROPERTY ACQUIRED BY DEED OR FORECLOSURE		
Balance January 1, 1980		13,140.00
Transfers From Taxes or Liens		
Sale for Cash (1980)		
Cancelled, Abated or Adjusted (1980)		
Balance December 31, 1980		13,140.00

CURRENT FINANCES DECEMBER 31, 1980	
ASSETS	
Cash Dec. 31, 1980	762,697.19
Taxes Receivable	247,582.27
Tox Title Liens	24,080.50
Foreclosed Property	13,140.00
Emergencies & Other Deferred Charges	
Stote and Federal Aid Receivoble	2,060.88
Other Receivables	11,624.16
Total	1,061,185.00
LIABILITIES, RESERVES, AND SURPLUS	
Cash Liabilities	192,256.92
Reserves for Receivables	296,426.93
Surplus Dec. 31, 1980	572,501.15
Total	1,061,185.00

1980/3000

0110

Population 1970 1,770
Population 1980 1,892
S & P Rating
Maady Rating

General Tax Rate Per $100. 3.91
State Equalized Tax Rate 1.81

FOLSOM BOROUGH — ATLANTIC CO.

Form of Government:
Borough Council
Number of Members on Governing Body 6

PER CAPITA:		PER CENT:	
Gross Debt	237.56	Gross Debt	1.51
Net Debt	174.13	Net Debt	1.11
Debt Service	10.19	Tax Levy Collected	94.29
Total Tax Levy	344.03	Tax Levy Cancelled, Aboted or Adjusted	.47
Municipal Expenditures	221.63		

EXPENDITURES		REVENUES-REALIZED	
GENERAL GOVERNMENT			
Gaverning Body & Public Boards			
Municipal Clerk		1980 Praperty Taxes Collected	614,967.91
Financial Administratian	7,400.00	1980 Payments in Lieu of Taxes	
Assessment of Taxes	6,000.00	Delinquent Tax & Lien Collectians	93,575.03
Collectian of Taxes	8,800.00	Business Persanalty Replacement Taxes	22,272.56
Planning, Housing & Develapment	3,200.00	Taxes fram Public Utilities	88,261.00
Human Resources	2,600.00	Other Miscelloneaus Tax Revenues	70,000.00
Elections		Stote Aid Revenues	13,651.37
General Administratian (ather)	52,925.00	Federal Aid Revenues	6,132.60
JUDICIARY		State and Local Fiscal Assistance Act Utilized	19,329.22
Municipol Caurts	9,000.00	Sale af Acquired Praperty	
PUBLIC SAFETY		Other Miscellaneaus Revenues	68,585.10
Fire Pratectian	10,000.00	Total	996,774.79
Police Pratectian	7,000.00	Priar Years Surplus Appraapriated	63,000.00
Civil Defense & Disaster Control	500.00	REVENUES TOTAL	1,059,774.79
Enviranmental Inspection & Control	6,000.00	Reserve Far Uncallected Taxes	68,499.72
Other Public Safety		CAPITAL OUTLAY TOTAL	1,882.99
PUBLIC WORKS			
Streets and Drainage	147,207.00	Public Enterprises	
Sewers and Sewage Processing		Recreation—Culture	
Garbage and Trosh Dispasal	35,000.00	Public Works	
Public Buildings and Graunds	5,400.00	Buildings and Graunds	1,882.99
Other Public Warks		Library and Educotion	
HEALTH and WELFARE		Canservatian	
Health Services Except Environmental	550.00	All Other	
Welfare-Public Assistance	650.00	CAPITAL DEBT AUTHORIZED, DECEMBER 31, 1980	
Hospitals, Clinics, First Aid	500.00	ISSUED AND UNISSUED — GROSS DEBT / NET DEBT	
Animal, Insect, & Radent Cantrol	1,500.00	School 120,000	
Other Welfare Services		Self-liquidating	
RECREATION and CONSERVATION		Other 329,460 329,460	
Beaches and Baardwalks		Total 449,460 329,460	
Parks, Playgraunds, Shade Trees	6,000.00		
Land Reclamatian & Conservation	100.00	ISSUED AND OUTSTANDING	
Other Recreational Services		School	120,000.00
EDUCATION (excluding schaals)		Self-Liquidating	
Libraries		Other	285,000.00
Other Educatianal Services		Total	405,000.00
STATUTORY EXPENDITURES		EQUALIZED VALUATION BASIS	
Pensians & F. I. C. A.	7,100.00	FOR NET DEBT COMPUTATION	29,678,561
Emplayee Fringe Benefits		REAL PROPERTY VALUATIONS	
Other Statutary Expenditures	400.00	Code Class # of Parcels % VAL'N ASSESSED VALUATION	
CETA And Other Public Employment Pragroms	7,774.00	1 Vacant Land 666 9.19 1,459,655.00	
MUNICIPAL FUNCTIONS TOTAL	325,606.00	2 Residential 589 67.22 10,680,927.00	
CAPITAL IMPROVEMENTS *MEMO*	23,793.99	3 Farm 38 1.19 188,700.00	
DEBT SERVICE		4a Commercial 40 6.24 992,000.00	
Principal Payments		4b Industriol 11 16.16 2,567,958.00	
Interest Payments	19,276.82	4c Apartments	
		Total 1344 15,889,240.00	
DEFERRED CHARGES	5,939.16	Land Area 8.40 Sq. Miles	
SCHOOL, COUNTY, SPECIAL DISTRICT TAXES	559,327.07	Net Valuatian Taxable-Municipol	16,613,997
RESERVE FOR UNCOLLECTED TAXES	68,499.72	Net Valuotion Taxable-County	31,564,551
EXPENDITURES TOTAL	978,648.77	Stote Equalized Valuation	34,984,227
		State Equolization Ratio	46.38

1980 PROPERTY TAX			
STATE EQUALIZED TAX RATE			
Local District School Taxes	1.02		365,997.25
Regianal & Consolidated Schaal Tax			
School Taxes in Municipal Budget			
County Taxes	.52	*	187,528.48
County Library Taxes	.02		5,801.34
Local Municipal Purpase Taxes	.25		89,000.00
Veteran & Senior Citizen Taxes			17,240.00
Total Taxes for Rate Computation	1.81		665,567.07
Special District Taxes			
Bank Corp. Taxes			
Added and Omitted Taxes			2,583.13
Total Taxes Levied - ABSTRACT			650,910.20
Total Taxes Billed			652,190.51
1980 TAXES COLLECTED			614,967.91
1980 Taxes Cancelled, Abated or Adjusted			3,084.99
Transfer to Tax Title Liens or Foreclosed			4,956.98
Balance Outstanding Dec. 31, 1980			29,180.63
PRIOR YEARS TAXES OUTSTANDING			
Balance January 1, 1980			124,783.19
Collected in 1980			80,646.57
Cancelled, Abated or Adjusted 1980			1,256.52
Transfers to Tax Title Liens or Foreclosed			1,860.59
Balance December 31, 1980			41,019.51
TAX TITLE LIENS OUTSTANDING			
Balance January 1, 1980			8,256.52
Transfer Fram Taxes			7,079.21
Redeemed in 1980			12,928.46
Cancelled, Abated or Adjusted (1980)			
Transfers to Foreclosed Property			
Balance December 31, 1980			2,407.27
PROPERTY ACQUIRED BY DEED OR FORECLOSURE			
Balance January 1, 1980			16,477.00
Transfers From Taxes or Liens			
Sale for Cash (1980)			
Cancelled, Abated or Adjusted (1980)			
Balance December 31, 1980			16,477.00
CURRENT FINANCES DECEMBER 31, 1980			
ASSETS			
Cash Dec. 31, 1980			299,526.30
Taxes Receivable			70,200.14
Tax Title Liens			2,407.27
Foreclosed Praperty			16,477.00
Emergencies & Other Deferred Charges			19,953.42
Stote and Federol Aid Receivable			75,867.05
Other Receivables			40.00
Total			484,471.18
LIABILITIES, RESERVES, AND SURPLUS			
Cosh Liabilities			219,517.66
Reserves for Receivables			89,124.41
Surplus Dec. 31, 1980			175,829.11
Total			484,471.18

*Includes County Health Service Taxes or County Vocational School Taxes. See Table 13, pgs. 675, 676.

0219

Papulation 1970 30,665
Papulation 1980 32,449
S & P Rating
Moody Rating A-1

General Tax Rate Per $100. 2.09
State Equalized Tax Rate 1.96

FORT LEE BOROUGH — BERGEN CO.

Form of Government:
Borough Council
Number of Members on Governing Body 6

PER CAPITA		PER CENT:	
Grass Debt	470.39	Grass Debt	1.85
Net Debt	289.64	Net Debt	1.14
Debt Service	31.84	Tax Levy Collected	94.65
Total Tax Levy	558.32	Tax Levy Cancelled, Abated or Adjusted	3.05
Municipal Expenditures	327.45		

EXPENDITURES	
GENERAL GOVERNMENT	
Governing Body & Public Boards	40,700.00
Municipal Clerk	82,745.66
Financial Administration	23,500.00
Assessment of Taxes	203,902.00
Collection of Taxes	86,510.00
Planning, Housing & Development	51,815.00
Human Resources	
Elections	4,000.00
General Administration (other)	879,672.00
JUDICIARY	
Municipal Courts	127,524.00
PUBLIC SAFETY	
Fire Protection	601,037.48
Police Protection	2,117,140.40
Civil Defense & Disaster Control	100.00
Environmental Inspection & Control	135,484.39
Other Public Safety	
PUBLIC WORKS	
Streets and Drainage	541,383.00
Sewers and Sewage Processing	864,873.00
Garbage and Trash Dispasal	355,900.00
Public Buildings and Grounds	170,526.00
Other Public Works	
HEALTH and WELFARE	
Health Services Except Enviranmental	166,084.00
Welfare-Public Assistance	38,098.59
Hospitals, Clinics, First Aid	
Animal, Insect, & Rodent Control	
Other Welfare Services	57,948.00
RECREATION and CONSERVATION	
Beaches and Boardwalks	
Parks, Playgrounds, Shade Trees	328,663.00
Land Reclamation & Conservation	
Other Recreational Services	3,750.00
EDUCATION (excluding schools)	
Libraries	292,737.67
Other Educational Services	
STATUTORY EXPENDITURES	
Pensions & F. I. C. A.	509,570.00
Employee Fringe Benefits	
Other Statutory Expenditures	16,000.00
CETA And Other Public Employment Programs	69,000.00
MUNICIPAL FUNCTIONS TOTAL	7,769,064.19
CAPITAL IMPROVEMENTS *MEMO*	
DEBT SERVICE	
Principal Payments	545,000.00
Interest Payments	488,107.00
DEFERRED CHARGES	63,930.66
SCHOOL, COUNTY, SPECIAL DISTRICT TAXES	11,756,991.87
RESERVE FOR UNCOLLECTED TAXES	1,760,482.00
EXPENDITURES TOTAL	22,383,575.72

REVENUES-REALIZED		
1980 Property Taxes Collected		17,062,056.08
1980 Payments in Lieu of Taxes		
Delinquent Tax & Lien Collections		1,819,943.74
Business Personalty Replacement Taxes		147,976.44
Taxes from Public Utilities		821,635.00
Other Miscellaneous Tax Revenues		
State Aid Revenues		292,634.15
Federal Aid Revenues		89,600.34
State and Local Fiscal Assistance Act Utilized		287,728.00
Sale of Acquired Property		
Other Miscellaneous Revenues		1,398,116.94
	Total	21,919,690.69
Prior Years Surplus Appropriated		750,000.00
REVENUES	TOTAL	22,669,690.69
Reserve For Uncollected Taxes		1,760,482.00
CAPITAL OUTLAY	TOTAL	1,112,985.00
Public Enterprises		
Recreation—Culture		1,914.50
Public Works		561,801.36
Buildings and Grounds		549,269.14
Library and Education		
Conservation		
All Other		

CAPITAL DEBT AUTHORIZED, DECEMBER 31, 1980

ISSUED AND UNISSUED	GROSS DEBT	NET DEBT
School	5,865,000	
Self-liquidating		
Other	9,398,537	9,398,537
Total	15,263,537	9,398,537

ISSUED AND OUTSTANDING	
School	5,865,000.00
Self-Liquidating	
Other	8,065,000.00
Total	13,930,000.00
EQUALIZED VALUATION BASIS FOR NET DEBT COMPUTATION	825,603,965

REAL PROPERTY VALUATIONS

Code	Class	# of Parcels	% VAL'N	ASSESSED VALUATION
1	Vacant Land	266	3.05	26,024,300.00
2	Residential	3600	35.46	302,748,100.00
3	Farm			
4a	Commercial	300	16.44	140,379,500.00
4b	Industrial	19	1.46	12,457,900.00
4c	Apartments	112	43.59	372,177,400.00
Total		4297		853,787,200.00

Land Area 2.50 Sq. Miles

Net Valuation Taxable-Municipal	864,018,256
Net Valuation Taxable-County	829,437,006
State Equalized Valuation	916,888,135
State Equalization Ratio	94.17

1980 PROPERTY TAX		
STATE EQUALIZED TAX RATE		
Local District School Taxes	.97	8,932,798.00
Regional & Consolidated School Tax		
School Taxes in Municipal Budget		
County Taxes	.31	2,824,193.87
County Library Taxes		
Local Municipal Purpose Taxes	.68	6,228,271.13
Veteran & Senior Citizen Taxes		135,760.00
Total Taxes for Rate Computation	1.96	18,121,023.00
Special District Taxes		
Bank Carp. Taxes		27,382.66
Added and Omitted Taxes		104,157.91
Total Taxes Levied - ABSTRACT		18,116,803.57
Total Taxes Billed		18,026,379.46
1980 TAXES COLLECTED		17,062,056.08
1980 Taxes Cancelled, Abated or Adjusted		549,224.83
Transfer to Tax Title Liens or Foreclosed		541.31
Balance Outstanding Dec. 31, 1980		414,557.24
PRIOR YEARS TAXES OUTSTANDING		
Balance January 1, 1980		3,705,676.35
Collected in 1980		1,819,943.74
Cancelled, Abated or Adjusted 1980		584,773.74
Transfers to Tax Title Liens or Foreclosed		
Balance December 31, 1980		1,300,958.87
TAX TITLE LIENS OUTSTANDING		
Balance January 1, 1980		9,142.76
Transfer From Taxes		541.31
Redeemed in 1980		
Cancelled, Abated or Adjusted (1980)		1,320.75
Transfers to Foreclosed Property		
Balance December 31, 1980		8,363.32
PROPERTY ACQUIRED BY DEED OR FORECLOSURE		
Balance January 1, 1980		8,220.00
Transfers From Taxes or Liens		
Sale for Cash (1980)		
Cancelled, Abated or Adjusted (1980)		
Balance December 31, 1980		8,220.00

CURRENT FINANCES DECEMBER 31, 1980

ASSETS	
Cash Dec. 31, 1980	2,757,806.28
Taxes Receivable	1,715,516.11
Tax Title Liens	8,363.32
Foreclosed Property	8,220.00
Emergencies & Other Deferred Charges	92,392.78
State and Federal Aid Receivable	15,322.34
Other Receivables	37,525.10
Total	4,635,145.93
LIABILITIES, RESERVES, AND SURPLUS	
Cash Liabilities	1,013,285.39
Reserves for Receivables	1,769,624.53
Surplus Dec. 31, 1980	1,852,236.01
Total	4,635,145.93

1905

Population 1970 2,785
Population 1980 4,654
S & P Rating
Moody Rating

General Tax Rate Per $100. 2.27
State Equalized Tax Rate 2.53

FRANKFORD TOWNSHIP — SUSSEX CO.

Form of Government:
Township Committee
Number of Members on Governing Body 3

PER CAPITA:		PER CENT:	
Gross Debt	339.01	Gross Debt	1.69
Net Debt		Net Debt	
Debt Service		Tax Levy Collected	86.77
Total Tax Levy	609.38	Tax Levy Cancelled, Abated or Adjusted	2.46
Municipal Expenditures	189.24		

EXPENDITURES		REVENUES-REALIZED	
GENERAL GOVERNMENT			
Governing Body & Public Boards			
Municipal Clerk		1980 Property Taxes Collected	2,459,946.83
Financial Administration	15,620.00	1980 Payments in Lieu of Taxes	
Assessment of Taxes	26,225.00	Delinquent Tax & Lien Collections	225,416.95
Collection of Taxes	24,500.00	Business Personalty Replacement Taxes	61,589.64
Planning, Housing & Development	24,000.00	Taxes from Public Utilities	174,773.00
Human Resources		Other Miscellaneous Tax Revenues	
Elections		State Aid Revenues	20,830.98
General Administration (other)	85,425.00	Federal Aid Revenues	
JUDICIARY		State and Local Fiscal Assistance Act Utilized	59,265.60
Municipal Courts	17,900.00	Sale of Acquired Property	
PUBLIC SAFETY		Other Miscellaneous Revenues	114,629.31
Fire Protection	21,900.00	Total	3,116,452.31
Police Protection	5,000.00	Prior Years Surplus Appropriated	67,426.18
Civil Defense & Disaster Control	1,200.00	REVENUES TOTAL	3,183,878.49
Environmental Inspection & Control	15,100.00	Reserve For Uncollected Taxes	315,789.85
Other Public Safety		CAPITAL OUTLAY TOTAL	85,108.47
PUBLIC WORKS			
Streets and Drainage	206,526.18	Public Enterprises	
Sewers and Sewage Processing		Recreation—Culture	
Garbage and Trash Disposal	8,500.00	Public Works	81,323.47
Public Buildings and Grounds	16,600.00	Buildings and Grounds	3,785.00
Other Public Works		Library and Education	
HEALTH and WELFARE		Conservation	
Health Services Except Environmental	20,743.29	All Other	
Welfare-Public Assistance	6,700.00		
Hospitals, Clinics, First Aid	3,000.00		
Animal, Insect, & Rodent Control	6,150.00		
Other Welfare Services			
RECREATION and CONSERVATION			
Beaches and Boardwalks			
Parks, Playgrounds, Shade Trees			
Land Reclamation & Conservation			
Other Recreational Services	8,156.71		
EDUCATION (excluding schools)			
Libraries			
Other Educational Services			
STATUTORY EXPENDITURES			
Pensions & F. I. C. A.	24,000.00		
Employee Fringe Benefits	15,500.00		
Other Statutory Expenditures	2,200.00		
CETA And Other Public Employment Programs			
MUNICIPAL FUNCTIONS TOTAL	554,946.18		
CAPITAL IMPROVEMENTS *MEMO*	25,000.00		
DEBT SERVICE			
Principal Payments			
Interest Payments			
DEFERRED CHARGES	10,000.00		
SCHOOL, COUNTY, SPECIAL DISTRICT TAXES	2,491,785.94		
RESERVE FOR UNCOLLECTED TAXES	315,789.85		
EXPENDITURES TOTAL	3,372,521.97		

CAPITAL DEBT AUTHORIZED, DECEMBER 31, 1980

ISSUED AND UNISSUED	GROSS DEBT	NET DEBT
School	1,501,038	
Self-liquidating		
Other	76,700	
Total	1,577,738	
ISSUED AND OUTSTANDING		
School		1,501,038.96
Self-Liquidating		
Other		
Total		1,501,038.96
EQUALIZED VALUATION BASIS FOR NET DEBT COMPUTATION		93,174,313

REAL PROPERTY VALUATIONS

Code	Class	# of Parcels	% VAL'N	ASSESSED VALUATION
1	Vacant Land	1042	11.83	14,498,050.00
2	Residential	1632	70.18	86,041,999.00
3	Farm	446	10.36	12,702,675.00
4a	Commercial	79	7.44	9,122,900.00
4b	Industrial	3	.13	155,600.00
4c	Apartments	1	.06	79,600.00
Total		3203		122,600,824.00

Land Area 34.70 Sq. Miles

Net Valuation Taxable-Municipal	123,739,059
Net Valuation Taxable-County	97,482,372
State Equalized Valuation	110,897,254
State Equalization Ratio	111.70

1980 PROPERTY TAX	STATE EQUALIZED TAX RATE	
Local District School Taxes	1.10	1,221,092.71
Regional & Consolidated School Tax	.56	616,787.48
School Taxes in Municipal Budget		
County Taxes	.56	* 622,221.03
County Library Taxes	.03	31,684.72
Local Municipal Purpose Taxes	.29	315,789.85
Veteran & Senior Citizen Taxes		32,070.00
Total Taxes for Rate Computation	2.54	2,839,645.79
Special District Taxes		
Bank Corp. Taxes		2,208.38
Added and Omitted Taxes		26,263.67
Total Taxes Levied - ABSTRACT		2,836,047.84
Total Taxes Billed		2,835,141.18
1980 TAXES COLLECTED		2,459,946.83
1980 Taxes Cancelled, Abated or Adjusted		69,842.11
Transfer to Tax Title Liens or Foreclosed		63,447.66
Balance Outstanding Dec. 31, 1980		241,904.58
PRIOR YEARS TAXES OUTSTANDING		
Balance January 1, 1980		196,702.65
Collected in 1980		184,819.02
Cancelled, Abated or Adjusted 1980		167.56
Transfers to Tax Title Liens or Foreclosed		7,416.12
Balance December 31, 1980		4,299.95
TAX TITLE LIENS OUTSTANDING		
Balance January 1, 1980		168,977.59
Transfer From Taxes		71,527.40
Redeemed in 1980		40,597.93
Cancelled, Abated or Adjusted (1980)		
Transfers to Foreclosed Property		
Balance December 31, 1980		199,907.06
PROPERTY ACQUIRED BY DEED OR FORECLOSURE		
Balance January 1, 1980		700.00
Transfers From Taxes or Liens		
Sale for Cash (1980)		
Cancelled, Abated or Adjusted (1980)		
Balance December 31, 1980		700.00

CURRENT FINANCES DECEMBER 31, 1980 ASSETS	
Cash Dec. 31, 1980	408,256.24
Taxes Receivable	246,204.53
Tax Title Liens	199,907.06
Foreclosed Property	700.00
Emergencies & Other Deferred Charges	15,000.00
State and Federal Aid Receivable	3,283.99
Other Receivables	15,223.75
Total	888,575.57
LIABILITIES, RESERVES, AND SURPLUS	
Cash Liabilities	106,661.70
Reserves for Receivables	462,035.34
Surplus Dec. 31, 1980	319,878.53
Total	888,575.57

*Includes County Health Service Taxes or County Vocational School Taxes. See Table 13, pgs. 675, 676.

1906

Population 1970 4,250
Population 1980 4,486
S & P Rating
Moody Rating

General Tax Rate Per $100. 5.47
State Equalized Tax Rate 2.66

FRANKLIN BOROUGH — SUSSEX CO.

Form of Government:
Borough Council
Number of Members on Governing Body 6

PER CAPITA:		PER CENT:	
Gross Debt	1,381.84	Gross Debt	9.91
Net Debt	54.61	Net Debt	.39
Debt Service	5.32	Tax Levy Collected	95.30
Total Tax Levy	434.33	Tax Levy Cancelled, Abated or Adjusted	1.34
Municipal Expenditures	225.20		

EXPENDITURES	
GENERAL GOVERNMENT	
Governing Body & Public Boards	
Municipal Clerk	
Financial Administration	23,140.00
Assessment of Taxes	7,191.00
Collection of Taxes	16,400.00
Planning, Housing & Development	18,370.00
Human Resources	
Elections	3,450.00
General Administration (other)	110,384.00
JUDICIARY	
Municipal Courts	9,392.00
PUBLIC SAFETY	
Fire Protection	28,500.00
Police Protection	202,974.00
Civil Defense & Disaster Control	600.00
Environmental Inspection & Control	10,484.00
Other Public Safety	
PUBLIC WORKS	
Streets and Drainage	263,136.00
Sewers and Sewage Processing	
Garbage and Trash Disposal	
Public Buildings and Grounds	51,025.00
Other Public Works	22,400.00
HEALTH and WELFARE	
Health Services Except Environmental	14,093.00
Welfare-Public Assistance	9,450.00
Hospitals, Clinics, First Aid	
Animal, Insect, & Rodent Control	3,332.00
Other Welfare Services	
RECREATION and CONSERVATION	
Beaches and Boardwalks	
Parks, Playgrounds, Shade Trees	
Land Reclamation & Conservation	200.00
Other Recreational Services	10,900.00
EDUCATION (excluding schools	
Libraries	
Other Educational Services	
STATUTORY EXPENDITURES	
Pensions & F. I. C. A.	56,600.00
Employee Fringe Benefits	18,700.00
Other Statutory Expenditures	3,000.00
CETA And Other Public Employment Programs	
MUNICIPAL FUNCTIONS TOTAL	883,721.00
CAPITAL IMPROVEMENTS *MEMO*	1,000.00
DEBT SERVICE	
Principal Payments	20,210.00
Interest Payments	3,667.00
DEFERRED CHARGES	
SCHOOL, COUNTY, SPECIAL DISTRICT TAXES	1,702,790.05
RESERVE FOR UNCOLLECTED TAXES	102,637.23
EXPENDITURES TOTAL	2,713,025.28

REVENUES-REALIZED		
1980 Property Taxes Collected		1,847,511.09
1980 Payments in Lieu of Taxes		
Delinquent Tax & Lien Collections		57,011.60
Business Personalty Replacement Taxes		68,315.80
Taxes from Public Utilities		383,626.00
Other Miscellaneous Tax Revenues		
State Aid Revenues		29,695.94
Federal Aid Revenues		
State and Local Fiscal Assistance Act Utilized		64,565.00
Sale of Acquired Property		
Other Miscellaneous Revenues		164,522.96
	Total	2,615,248.39
Prior Years Surplus Appropriated		200,000.00
REVENUES	TOTAL	2,815,248.39
Reserve For Uncollected Taxes		102,637.23
CAPITAL OUTLAY	TOTAL	300,966.39
Public Enterprises		292,459.33
Recreation—Culture		
Public Works		5,332.06
Buildings and Grounds		3,175.00
Library and Education		
Conservation		
All Other		

CAPITAL DEBT AUTHORIZED, DECEMBER 31, 1980

ISSUED AND UNISSUED	GROSS DEBT	NET DEBT
School	2,971,760	
Self-liquidating	2,836,790	
Other	390,400	245,000
Total	6,198,950	245,000

ISSUED AND OUTSTANDING	
School	2,186,779.99
Self-Liquidating	857,290.00
Other	390,400.00
Total	3,434,469.99
EQUALIZED VALUATION BASIS FOR NET DEBT COMPUTATION	62,532,021

REAL PROPERTY VALUATIONS

Code	Class	# of Parcels	% VAL'N	ASSESSED VALUATION
1	Vacant Land	181	3.73	1,272,325.00
2	Residential	1077	64.77	22,077,150.00
3	Farm	39	1.51	514,800.00
4a	Commercial	120	23.93	8,156,725.00
4b	Industrial	6	4.41	1,503,650.00
4c	Apartments	11	1.64	558,300.00
Total		1434		34,082,950.00

Land Area 4.40 Sq. Miles

Net Valuation Taxable-Municipal	35,273,797
Net Valuation Taxable-County	65,724,813
State Equalized Valuation	71,249,957
State Equalization Ratio	48.65

1980 PROPERTY TAX		
STATE EQUALIZED TAX RATE		
Local District School Taxes	1.47	1,064,101.00
Regional & Consolidated School Tax	.27	194,109.41
School Taxes in Municipal Budget		
County Taxes	.58	* 423,186.64
County Library Taxes	.03	21,393.00
Local Municipal Purpose Taxes	.31	225,131.49
Veteran & Senior Citizen Taxes		42,880.00
Total Taxes for Rate Computation	2.66	1,970,801.54
Special District Taxes		
Bank Corp. Taxes		11,440.52
Added and Omitted Taxes		9,061.35
Total Taxes Levied - ABSTRACT		1,948,423.41
Total Taxes Billed		1,938,538.08
1980 TAXES COLLECTED		1,847,511.09
1980 Taxes Cancelled, Abated or Adjusted		25,902.77
Transfer to Tax Title Liens or Foreclosed		2,080.63
Balance Outstanding Dec. 31, 1980		63,043.59
PRIOR YEARS TAXES OUTSTANDING		
Balance January 1, 1980		53,417.60
Collected in 1980		47,974.05
Cancelled, Abated or Adjusted 1980		
Transfers to Tax Title Liens or Foreclosed		5,443.55
Balance December 31, 1980		
TAX TITLE LIENS OUTSTANDING		
Balance January 1, 1980		4,779.10
Transfer From Taxes		8,130.02
Redeemed in 1980		9,037.55
Cancelled, Abated or Adjusted (1980)		
Transfers to Foreclosed Property		1,021.32
Balance December 31, 1980		2,850.25
PROPERTY ACQUIRED BY DEED OR FORECLOSURE		
Balance January 1, 1980		59,679.68
Transfers From Taxes or Liens		1,021.32
Sale for Cash (1980)		
Cancelled, Abated or Adjusted (1980)		
Balance December 31, 1980		60,700.00

CURRENT FINANCES DECEMBER 31, 1980 ASSETS	
Cash Dec. 31, 1980	665,179.80
Taxes Receivable	63,043.59
Tax Title Liens	2,850.25
Foreclosed Property	60,700.00
Emergencies & Other Deferred Charges	
State and Federal Aid Receivable	21,525.33
Other Receivables	78,825.18
Total	792,124.15
LIABILITIES, RESERVES, AND SURPLUS	
Cash Liabilities	196,572.90
Reserves for Receivables	205,419.02
Surplus Dec. 31, 1980	390,132.23
Total	792,124.15

*Includes County Health Service Taxes or County Vocational School Taxes. See Table 13, pgs. 675, 676.

0805

Population 1970 9,040
Population 1980 12,396
S & P Rating
Maady Rating

General Tax Rate Per $100. 3.02
State Equalized Tax Rate 2.20

FRANKLIN TOWNSHIP – GLOUCESTER CO.

Form of Government:
Township Committee
Number of Members on Governing Body 5

PER CAPITA:		PER CENT:	
Gross Debt	137.38	Gross Debt	1.10
Net Debt	101.97	Net Debt	.82
Debt Service	26.79	Tax Levy Collected	88.04
Total Tax Levy	336.25	Tax Levy Cancelled, Abated or Adjusted	.21
Municipal Expenditures	220.38		

EXPENDITURES	
GENERAL GOVERNMENT	
Governing Body & Public Boards	15,000.00
Municipal Clerk	6,000.00
Financial Administration	48,600.00
Assessment of Taxes	48,856.06
Collection of Taxes	60,251.08
Planning, Housing & Development	13,400.00
Human Resources	10,247.93
Elections	3,200.00
General Administration (other)	228,998.72
JUDICIARY	
Municipal Courts	21,514.18
PUBLIC SAFETY	
Fire Protection	12,650.00
Police Protection	441,507.11
Civil Defense & Disaster Control	1,600.00
Environmental Inspection & Control	65,600.00
Other Public Safety	
PUBLIC WORKS	
Streets and Drainage	339,972.70
Sewers and Sewage Processing	
Garbage and Trash Disposal	75,398.57
Public Buildings and Grounds	51,847.27
Other Public Works	48,179.00
HEALTH and WELFARE	
Health Services Except Environmental	7,183.55
Welfare-Public Assistance	4,250.00
Hospitals, Clinics, First Aid	
Animal, Insect, & Radent Control	22,600.00
Other Welfare Services	
RECREATION and CONSERVATION	
Beaches and Boardwalks	
Parks, Playgrounds, Shade Trees	35,625.00
Land Reclamation & Conservation	1,000.00
Other Recreational Services	1,100.00
EDUCATION (excluding schools)	
Libraries	5,529.65
Other Educational Services	
STATUTORY EXPENDITURES	
Pensions & F. I. C. A.	82,654.79
Employee Fringe Benefits	24,131.16
Other Statutory Expenditures	10,000.00
CETA And Other Public Employment Programs	214,284.32
MUNICIPAL FUNCTIONS TOTAL	1,901,181.09
CAPITAL IMPROVEMENTS *MEMO*	43,027.00
DEBT SERVICE	
Principal Payments	250,117.60
Interest Payments	81,961.71
DEFERRED CHARGES	85,781.04
SCHOOL, COUNTY, SPECIAL DISTRICT TAXES	3,403,487.79
RESERVE FOR UNCOLLECTED TAXES	412,751.23
EXPENDITURES TOTAL	6,135,280.46

REVENUES-REALIZED		
1980 Property Taxes Collected		3,676,915.71
1980 Payments in Lieu of Taxes		
Delinquent Tax & Lien Collections		357,245.26
Business Personalty Replacement Taxes		56,009.24
Taxes from Public Utilities		656,530.00
Other Miscellaneous Tax Revenues		50,000.00
State Aid Revenues		150,032.22
Federal Aid Revenues		157,661.88
State and Local Fiscal Assistance Act Utilized		188,745.93
Sale of Acquired Property		
Other Miscellaneous Revenues		239,909.73
	Total	5,533,049.97
Prior Years Surplus Appropriated		323,180.00
REVENUES	TOTAL	5,856,229.97
Reserve For Uncollected Taxes		412,751.23
CAPITAL OUTLAY	TOTAL	184,441.79
Public Enterprises		
Recreation—Culture		
Public Works		184,441.79
Buildings and Grounds		
Library and Education		
Conservation		
All Other		

CAPITAL DEBT AUTHORIZED, DECEMBER 31, 1980

ISSUED AND UNISSUED	GROSS DEBT	NET DEBT
School	439,000	
Self-liquidating		
Other	1,263,983	1,263,983
Total	1,702,983	1,263,983

ISSUED AND OUTSTANDING	
School	439,000.00
Self-Liquidating	
Other	1,263,983.00
Total	1,702,983.00
EQUALIZED VALUATION BASIS FOR NET DEBT COMPUTATION	154,295,091

REAL PROPERTY VALUATIONS

Code	Class	# of Parcels	% VAL'N	ASSESSED VALUATION
1	Vacant Land	2628	12.15	15,361,400.00
2	Residential	3273	68.72	86,894,200.00
3	Farm	881	9.93	12,546,100.00
4a	Commercial	189	8.40	10,615,900.00
4b	Industrial			
4c	Apartments	9	.81	1,024,700.00
Total		6980		126,442,300.00

Land Area 56.47 Sq. Miles

Net Valuation Taxable-Municipal	129,376,176
Net Valuation Taxable-County	161,645,694
State Equalized Valuation	176,189,974
State Equalization Ratio	72.98

1980 PROPERTY TAX		
STATE EQUALIZED TAX RATE		
Local District School Taxes	.59	1,038,201.00
Regional & Consolidated School Tax	.67	1,179,604.43
School Taxes in Municipal Budget		
County Taxes	.56	994,361.17
County Library Taxes	.01	23,446.87
Local Municipal Purpose Taxes	.38	667,656.00
Veteran & Senior Citizen Taxes		111,250.00
Total Taxes for Rate Computation	2.21	4,014,519.47
Special District Taxes		167,874.32
Bank Corp. Taxes		1,986.61
Added and Omitted Taxes		95,072.04
Total Taxes Levied - ABSTRACT		4,168,202.44
Total Taxes Billed		4,176,461.88
1980 TAXES COLLECTED		3,676,915.71
1980 Taxes Cancelled, Abated or Adjusted		8,895.62
Transfer to Tax Title Liens or Foreclosed		57,447.01
Balance Outstanding Dec. 31, 1980		433,203.54
PRIOR YEARS TAXES OUTSTANDING		
Balance January 1, 1980		338,266.68
Collected in 1980		311,445.84
Cancelled, Abated or Adjusted 1980		
Transfers to Tax Title Liens or Foreclosed		20,794.18
Balance December 31, 1980		6,026.66
TAX TITLE LIENS OUTSTANDING		
Balance January 1, 1980		125,204.17
Transfer From Taxes		88,938.44
Redeemed in 1980		45,799.42
Cancelled, Abated or Adjusted (1980)		
Transfers to Foreclosed Property		16,982.06
Balance December 31, 1980		151,361.13
PROPERTY ACQUIRED BY DEED OR FORECLOSURE		
Balance January 1, 1980		160,142.94
Transfers From Taxes or Liens		16,982.06
Sale for Cash (1980)		
Cancelled, Abated or Adjusted (1980)		
Balance December 31, 1980		177,125.00

CURRENT FINANCES DECEMBER 31, 1980	
ASSETS	
Cash Dec. 31, 1980	533,208.60
Taxes Receivable	439,230.20
Tax Title Liens	151,361.13
Foreclosed Property	177,125.00
Emergencies & Other Deferred Charges	33,570.42
State and Federal Aid Receivable	6,694.99
Other Receivables	8,647.78
Total	1,349,838.12
LIABILITIES, RESERVES, AND SURPLUS	
Cash Liabilities	226,678.43
Reserves for Receivables	776,364.11
Surplus Dec. 31, 1980	346,795.58
Total	1,349,838.12

280/3000

1010

Population 1970 2,155
Population 1980 2,294
S & P Rating
Moody Rating

General Tax Rate Per $100. 3.06
State Equalized Tax Rate 1.81

FRANKLIN TOWNSHIP — HUNTERDON CO.

Form of Government:
Township Committee
Number of Members on Governing Body .3

PER CAPITA.
Gross Debt 363.47
Net Debt
Debt Service
Total Tax Levy 808.65
Municipal Expenditures 195.76

PER CENT:
Gross Debt 1.21
Net Debt
Tax Levy Collected 93.51
Tax Levy Cancelled, Abated or Adjusted

EXPENDITURES	
GENERAL GOVERNMENT	
Governing Body & Public Boards	
Municipal Clerk	
Financial Administration	9,675.00
Assessment of Taxes	7,600.00
Collection of Taxes	7,940.00
Planning, Housing & Development	21,130.00
Human Resources	
Elections	
General Administration (other)	55,110.00
JUDICIARY	
Municipal Courts	5,000.00
PUBLIC SAFETY	
Fire Protection	13,121.00
Police Protection	61,468.00
Civil Defense & Disaster Control	650.00
Environmental Inspection & Control	12,150.00
Other Public Safety	
PUBLIC WORKS	
Streets and Drainage	108,500.00
Sewers and Sewage Processing	
Garbage and Trash Disposal	
Public Buildings and Grounds	6,200.00
Other Public Works	
HEALTH and WELFARE	
Health Services Except Environmental	2,440.00
Welfare-Public Assistance	1,050.00
Hospitals, Clinics, First Aid	
Animal, Insect, & Rodent Control	1,693.50
Other Welfare Services	
RECREATION and CONSERVATION	
Beaches and Boardwalks	
Parks, Playgrounds, Shade Trees	
Land Reclamation & Conservation	3,200.00
Other Recreational Services	4,880.00
EDUCATION (excluding schools)	
Libraries	
Other Educational Services	
STATUTORY EXPENDITURES	
Pensions & F. I. C. A.	12,900.00
Employee Fringe Benefits	6,400.00
Other Statutory Expenditures	500.00
CETA And Other Public Employment Programs	
MUNICIPAL FUNCTIONS TOTAL	341,607.50
CAPITAL IMPROVEMENTS *MEMO*	10,000.00
DEBT SERVICE	
Principal Payments	
Interest Payments	
DEFERRED CHARGES	
SCHOOL, COUNTY, SPECIAL DISTRICT TAXES	1,804,307.34
RESERVE FOR UNCOLLECTED TAXES	107,469.40
EXPENDITURES TOTAL	2,253,384.24

REVENUES-REALIZED		
1980 Property Taxes Collected		1,738,186.54
1980 Payments in Lieu of Taxes		
Delinquent Tax & Lien Collections		89,405.91
Business Personalty Replacement Taxes		53,401.64
Taxes from Public Utilities		118,974.00
Other Miscellaneous Tax Revenues		
State Aid Revenues		15,336.72
Federal Aid Revenues		
State and Local Fiscal Assistance Act Utilized		9,959.00
Sale of Acquired Property		
Other Miscellaneous Revenues		101,809.93
	Total	2,127,073.74
Prior Years Surplus Appropriated		100,000.00
REVENUES	TOTAL	2,227,073.74
Reserve For Uncollected Taxes		107,469.40
CAPITAL OUTLAY	TOTAL	47,567.85
Public Enterprises		
Recreation—Culture		40,947.15
Public Works		
Buildings and Grounds		6,620.70
Library and Education		
Conservation		
All Other		

CAPITAL DEBT AUTHORIZED, DECEMBER 31, 1980

ISSUED AND UNISSUED	GROSS DEBT	NET DEBT
School	833,684	
Self-liquidating		
Other		
Total	833,684	
ISSUED AND OUTSTANDING		
School		833,684.40
Self-Liquidating		
Other		
Total		833,684.40
EQUALIZED VALUATION BASIS FOR NET DEBT COMPUTATION		69,062,242

REAL PROPERTY VALUATIONS

Code	Class	# of Parcels	% VAL'N	ASSESSED VALUATION
1	Vacant Land	168	4.48	2,195,500.00
2	Residential	542	53.58	26,258,200.00
3	Farm	497	28.56	13,995,615.00
4a	Commercial	24	11.68	5,721,712.00
4b	Industrial	8	1.45	709,575.00
4c	Apartments	2	.26	126,900.00
Total		1241		49,007,502.00

Land Area 23.30 Sq. Miles

Net Valuation Taxable-Municipal	59,761,894
Net Valuation Taxable-County	81,061,257
State Equalized Valuation	93,457,274
State Equalization Ratio	59.26

1980 PROPERTY TAX		
STATE EQUALIZED TAX RATE		
Local District School Taxes	.65	659,075.08
Regional & Consolidated School Tax	.79	792,423.79
School Taxes in Municipal Budget		
County Taxes	.33	333,416.80
County Library Taxes	.02	19,391.67
Local Municipal Purpose Taxes	.02	19,402.40
Veteran & Senior Citizen Taxes		18,870.00
Total Taxes for Rate Computation	1.81	1,842,579.74
Special District Taxes		
Bank Corp. Taxes		1,215.01
Added and Omitted Taxes		30,127.65
Total Taxes Levied - ABSTRACT		1,855,052.40
Total Taxes Billed		1,858,842.18
1980 TAXES COLLECTED		1,738,186.54
1980 Taxes Cancelled, Abated or Adjusted		
Transfer to Tax Title Liens or Foreclosed		
Balance Outstanding Dec. 31, 1980		120,655.64
PRIOR YEARS TAXES OUTSTANDING		
Balance January 1, 1980		93,974.56
Collected in 1980		89,405.91
Cancelled, Abated or Adjusted 1980		
Transfers to Tax Title Liens or Foreclosed		
Balance December 31, 1980		4,568.65
TAX TITLE LIENS OUTSTANDING		
Balance January 1, 1980		
Transfer From Taxes		
Redeemed in 1980		
Cancelled, Abated or Adjusted (1980)		
Transfers to Foreclosed Property		
Balance December 31, 1980		
PROPERTY ACQUIRED BY DEED OR FORECLOSURE		
Balance January 1, 1980		
Transfers From Taxes or Liens		
Sale for Cash (1980)		
Cancelled, Abated or Adjusted (1980)		
Balance December 31, 1980		

CURRENT FINANCES DECEMBER 31, 1980	
ASSETS	
Cash Dec. 31, 1980	590,662.30
Taxes Receivable	125,224.29
Tax Title Liens	
Foreclosed Property	
Emergencies & Other Deferred Charges	
State and Federal Aid Receivable	
Other Receivables	39,719.47
Total	755,606.06
LIABILITIES, RESERVES, AND SURPLUS	
Cash Liabilities	449,326.15
Reserves for Receivables	128,184.28
Surplus Dec. 31, 1980	178,095.63
Total	755,606.06

1808

Population 1970 30,470
Population 1980 31,358
S & P Rating
Moody Rating A

General Tax Rate Per $100. 2.43
State Equalized Tax Rate 2.48

FRANKLIN TOWNSHIP – SOMERSET CO.

Form of Government:
Council-Manager Plan D (OMCL50)
Number of Members on Governing Body 9

PER CAPITA:		PER CENT:	
Gross Debt	400.17	Gross Debt	2.10
Net Debt	331.68	Net Debt	1.74
Debt Service	13.49	Tax Levy Collected	95.81
Total Tax Levy	583.91	Tax Levy Cancelled, Abated or Adjusted	.97
Municipal Expenditures	236.43		

EXPENDITURES	
GENERAL GOVERNMENT	
Governing Body & Public Boards	40,300.00
Municipal Clerk	52,155.00
Financial Administration	89,443.00
Assessment of Taxes	81,692.00
Collection of Taxes	78,216.00
Planning, Housing & Development	233,664.00
Human Resources	
Elections	6,360.00
General Administration (other)	686,691.00
JUDICIARY	
Municipal Courts	55,243.00
PUBLIC SAFETY	
Fire Protection	100,916.00
Police Protection	1,542,767.00
Civil Defense & Disaster Control	3,950.00
Environmental Inspection & Control	139,367.00
Other Public Safety	
PUBLIC WORKS	
Streets and Drainage	931,542.20
Sewers and Sewage Processing	
Garbage and Trash Disposal	
Public Buildings and Grounds	469,896.00
Other Public Works	44,974.00
HEALTH and WELFARE	
Health Services Except Environmental	114,640.00
Welfare-Public Assistance	25,000.00
Hospitals, Clinics, First Aid	
Animal, Insect, & Rodent Control	
Other Welfare Services	18,000.00
RECREATION and CONSERVATION	
Beaches and Boardwalks	
Parks, Playgrounds, Shade Trees	123,373.00
Land Reclamation & Conservation	
Other Recreational Services	151,468.00
EDUCATION (excluding schools)	
Libraries	229,923.00
Other Educational Services	6,000.00
STATUTORY EXPENDITURES	
Pensions & F. I. C. A.	390,950.00
Employee Fringe Benefits	177,900.00
Other Statutory Expenditures	15,000.00
CETA And Other Public Employment Programs	34,498.00
MUNICIPAL FUNCTIONS TOTAL	5,843,428.20
CAPITAL IMPROVEMENTS *MEMO*	118,486.00
DEBT SERVICE	
Principal Payments	268,000.00
Interest Payments	155,124.75
DEFERRED CHARGES	96,530.75
SCHOOL, COUNTY, SPECIAL DISTRICT TAXES	15,291,785.87
RESERVE FOR UNCOLLECTED TAXES	1,050,899.15
EXPENDITURES TOTAL	22,705,768.72

REVENUES-REALIZED		
1980 Property Taxes Collected		17,592,897.62
1980 Payments in Lieu of Taxes		1,000.00
Delinquent Tax & Lien Collections		555,322.67
Business Personalty Replacement Taxes		283,130.72
Taxes from Public Utilities		1,765,718.00
Other Miscellaneous Tax Revenues		55,800.00
State Aid Revenues		290,626.85
Federal Aid Revenues		38,217.65
State and Local Fiscal Assistance Act Utilized		319,013.00
Sale of Acquired Property		
Other Miscellaneous Revenues		914,374.24
	Total	21,816,100.75
Prior Years Surplus Appropriated		1,500,000.00
REVENUES	TOTAL	23,316,100.75
Reserve For Uncollected Taxes		1,050,899.15
CAPITAL OUTLAY	TOTAL	1,925,162.23
Public Enterprises		5,684.23
Recreation—Culture		112,000.87
Public Works		563,381.50
Buildings and Grounds		369,131.73
Library and Education		874,963.90
Conservation		
All Other		

CAPITAL DEBT AUTHORIZED, DECEMBER 31, 1980

ISSUED AND UNISSUED	GROSS DEBT	NET DEBT
School	2,100,000	
Self-liquidating	742,500	742,500
Other	9,705,975	9,658,342
Total	12,548,475	10,400,842
ISSUED AND OUTSTANDING		
School		2,100,000.00
Self-Liquidating		741,000.00
Other		6,272,000.00
Total		9,113,000.00
EQUALIZED VALUATION BASIS FOR NET DEBT COMPUTATION		598,162,149

REAL PROPERTY VALUATIONS

Code	Class	# of Parcels	% VAL'N	ASSESSED VALUATION
1	Vacant Land	1349	5.91	41,648,600.00
2	Residential	7445	66.76	470,537,000.00
3	Farm	533	2.52	17,736,200.00
4a	Commercial	236	9.79	68,968,700.00
4b	Industrial	86	10.70	75,386,200.00
4c	Apartments	17	4.33	30,532,600.00
Total		9666		704,809,300.00

Land Area 46.90 Sq. Miles

Net Valuation Taxable-Municipal	715,114,934
Net Valuation Taxable-County	622,385,834
State Equalized Valuation	699,605,683
State Equalization Ratio	102.25

1980 PROPERTY TAX		
STATE EQUALIZED TAX RATE		
Local District School Taxes	1.70	11,860,233.98
Regional & Consolidated School Tax		
School Taxes in Municipal Budget		
County Taxes	.43	3,038,169.31
County Library Taxes		-196.02
Local Municipal Purpose Taxes	.35	2,430,957.96
Veteran & Senior Citizen Taxes		173,100.00
Total Taxes for Rate Computation	2.48	17,502,265.23
Special District Taxes		393,578.60
Bank Corp. Taxes		19,294.25
Added and Omitted Taxes		568,107.64
Total Taxes Levied - ABSTRACT		18,310,145.72
Total Taxes Billed		18,362,520.54
1980 TAXES COLLECTED		17,592,897.62
1980 Taxes Cancelled, Abated or Adjusted		177,383.63
Transfer to Tax Title Liens or Foreclosed		33,015.10
Balance Outstanding Dec. 31, 1980		559,224.59
PRIOR YEARS TAXES OUTSTANDING		
Balance January 1, 1980		870,209.60
Collected in 1980		470,845.33
Cancelled, Abated or Adjusted 1980		1,617.53
Transfers to Tax Title Liens or Foreclosed		6,249.13
Balance December 31, 1980		391,497.61
TAX TITLE LIENS OUTSTANDING		
Balance January 1, 1980		201,520.08
Transfer From Taxes		40,011.48
Redeemed in 1980		84,477.34
Cancelled, Abated or Adjusted (1980)		39,542.80
Transfers to Foreclosed Property		
Balance December 31, 1980		117,511.42
PROPERTY ACQUIRED BY DEED OR FORECLOSURE		
Balance January 1, 1980		321,860.50
Transfers From Taxes or Liens		
Sale for Cash (1980)		
Cancelled, Abated or Adjusted (1980)		
Balance December 31, 1980		321,860.50

CURRENT FINANCES DECEMBER 31, 1980	
ASSETS	
Cash Dec. 31, 1980	2,532,671.78
Taxes Receivable	950,722.20
Tax Title Liens	117,511.42
Foreclosed Property	321,860.50
Emergencies & Other Deferred Charges	179,833.20
State and Federal Aid Receivable	4,919.46
Other Receivables	85,853.57
Total	4,193,372.13
LIABILITIES, RESERVES, AND SURPLUS	
Cash Liabilities	582,071.16
Reserves for Receivables	1,395,006.45
Surplus Dec. 31, 1980	2,216,294.52
Total	4,193,372.13

2105

Population 1970 1,975
Population 1980 2,341
S & P Rating
Moody Rating

General Tax Rate Per $100. 4.11
State Equalized Tax Rate 2.28

FRANKLIN TOWNSHIP — WARREN CO.

Form of Government:
Township Committee
Number of Members on Governing Body 3

PER CAPITA:
Gross Debt 177.22
Net Debt
Debt Service
Total Tax Levy 438.78
Municipal Expenditures 171.94

PER CENT:
Gross Debt 1.01
Net Debt
Tax Levy Collected 92.37
Tax Levy Cancelled, Abated or Adjusted .07

EXPENDITURES	
GENERAL GOVERNMENT	
Governing Body & Public Boards	
Municipal Clerk	
Financial Administration	9,384.69
Assessment of Taxes	30,472.37
Collection of Taxes	7,990.84
Planning, Housing & Development	9,199.52
Human Resources	
Elections	
General Administration (other)	45,578.40
JUDICIARY	
Municipal Courts	7,441.00
PUBLIC SAFETY	
Fire Protection	13,977.83
Police Protection	8,290.50
Civil Defense & Disaster Control	
Environmental Inspection & Control	2,279.12
Other Public Safety	
PUBLIC WORKS	
Streets and Drainage	104,155.76
Sewers and Sewage Processing	
Garbage and Trash Disposal	2,000.00
Public Buildings and Grounds	38,654.98
Other Public Works	
HEALTH and WELFARE	
Health Services Except Environmental	2,324.00
Welfare-Public Assistance	399.87
Hospitals, Clinics, First Aid	100.00
Animal, Insect, & Rodent Control	
Other Welfare Services	
RECREATION and CONSERVATION	
Beaches and Boardwalks	
Parks, Playgrounds, Shade Trees	
Land Reclamation & Conservation	
Other Recreational Services	2,723.88
EDUCATION (excluding schools)	
Libraries	
Other Educational Services	
STATUTORY EXPENDITURES	
Pensions & F. I. C. A.	5,412.47
Employee Fringe Benefits	4,872.30
Other Statutory Expenditures	117.82
CETA And Other Public Employment Programs	
MUNICIPAL FUNCTIONS TOTAL	295,375.35
CAPITAL IMPROVEMENTS *MEMO*	60,000.00
DEBT SERVICE	
Principal Payments	
Interest Payments	
DEFERRED CHARGES	14,923.69
SCHOOL, COUNTY, SPECIAL DISTRICT TAXES	1,017,579.58
RESERVE FOR UNCOLLECTED TAXES	92,210.00
EXPENDITURES TOTAL	1,420,088.62

REVENUES-REALIZED		
1980 Property Taxes Collected		950,218.51
1980 Payments in Lieu of Taxes		
Delinquent Tax & Lien Collections		57,651.64
Business Personalty Replacement Taxes		67,476.00
Taxes from Public Utilities		126,350.00
Other Miscellaneous Tax Revenues		
State Aid Revenues		13,786.20
Federal Aid Revenues		
State and Local Fiscal Assistance Act Utilized		31,941.98
Sale of Acquired Property		
Other Miscellaneous Revenues		125,893.50
	Total	1,373,317.83
Prior Years Surplus Appropriated		231,159.23
REVENUES	TOTAL	1,604,477.06
Reserve For Uncollected Taxes		92,210.00
CAPITAL OUTLAY	TOTAL	13,800.00
Public Enterprises		
Recreation—Culture		
Public Works		13,800.00
Buildings and Grounds		
Library and Education		
Conservation		
All Other		

CAPITAL DEBT AUTHORIZED, DECEMBER 31, 1980

ISSUED AND UNISSUED	GROSS DEBT	NET DEBT
School	414,872	
Self-liquidating		
Other		
Total	414,872	

ISSUED AND OUTSTANDING	
School	399,030.04
Self-Liquidating	
Other	
Total	399,030.04
EQUALIZED VALUATION BASIS FOR NET DEBT COMPUTATION	40,920,002

REAL PROPERTY VALUATIONS

Code	Class	# of Parcels	% VAL'N	ASSESSED VALUATION
1	Vacant Land	232	4.95	1,207,725.00
2	Residential	532	55.73	13,603,825.00
3	Farm	453	26.09	6,366,405.00
4a	Commercial	49	10.96	2,674,945.00
4b	Industrial	12	2.27	555,150.00
4c	Apartments			
Total		1278		24,408,050.00

Land Area 24.10 Sq. Miles

Net Valuation Taxable-Municipal	24,818,321
Net Valuation Taxable-County	47,509,477
State Equalized Valuation	44,357,232
State Equalization Ratio	55.54

1980 PROPERTY TAX		
STATE EQUALIZED TAX RATE		
Local District School Taxes	.75	337,040.00
Regional & Consolidated School Tax	.94	420,561.58
School Taxes in Municipal Budget		
County Taxes	.55	* 245,983.58
County Library Taxes	.03	13,994.42
Local Municipal Purpose Taxes		
Veteran & Senior Citizen Taxes		19,080.00
Total Taxes for Rate Computation	2.27	1,036,659.58
Special District Taxes		
Bank Corp. Taxes		478.59
Added and Omitted Taxes		9,114.73
Total Taxes Levied - ABSTRACT		1,027,172.90
Total Taxes Billed		1,028,748.95
1980 TAXES COLLECTED		950,218.51
1980 Taxes Cancelled, Abated or Adjusted		734.54
Transfer to Tax Title Liens or Foreclosed		4,361.42
Balance Outstanding Dec. 31, 1980		73,434.48

PRIOR YEARS TAXES OUTSTANDING	
Balance January 1, 1980	59,330.96
Collected in 1980	57,651.64
Cancelled, Abated or Adjusted 1980	181.94
Transfers to Tax Title Liens or Foreclosed	599.94
Balance December 31, 1980	897.34
TAX TITLE LIENS OUTSTANDING	
Balance January 1, 1980	19,117.23
Transfer From Taxes	5,043.61
Redeemed in 1980	
Cancelled, Abated or Adjusted (1980)	
Transfers to Foreclosed Property	
Balance December 31, 1980	24,160.84
PROPERTY ACQUIRED BY DEED OR FORECLOSURE	
Balance January 1, 1980	
Transfers From Taxes or Liens	
Sale for Cash (1980)	
Cancelled, Abated or Adjusted (1980)	
Balance December 31, 1980	

CURRENT FINANCES DECEMBER 31, 1980	
ASSETS	
Cash Dec. 31, 1980	1,470,118.44
Taxes Receivable	74,331.82
Tax Title Liens	24,160.84
Foreclosed Property	
Emergencies & Other Deferred Charges	31.84
State and Federal Aid Receivable	5,241.36
Other Receivables	685.48
Total	1,574,634.78
LIABILITIES, RESERVES, AND SURPLUS	
Cash Liabilities	538,299.19
Reserves for Receivables	99,178.14
Surplus Dec. 31, 1980	937,157.45
Total	1,574,634.78

1980/3000

*Includes County Health Service Taxes or County Vocational School Taxes. See Table 13, pgs. 675, 676.

0220

Population 1970 7,600
Population 1980 8,769
S & P Rating
Moody Rating

General Tax Rate Per $100. 1.74
State Equolized Tax Rate 1.68

FRANKLIN LAKES BOROUGH — BERGEN CO.

Form of Government:
Borough Council
Number of Members on Governing Body 6

PER CAPITA:		PER CENT:	
Gross Debt	319.65	Gross Debt	.73
Net Debt	37.78	Net Debt	.09
Debt Service		Tax Levy Collected	96.26
Totol Tax Levy	898.01	Tox Levy Cancelled, Abated or Adjusted	.19
Municipol Expenditures	261.31		

EXPENDITURES		REVENUES-REALIZED	
GENERAL GOVERNMENT			
Governing Body & Public Boards			
Municipal Clerk		1980 Property Taxes Collected	7,596,444.61
Financial Administration		1980 Poyments in Lieu of Taxes	
Assessment of Taxes	18,830.00	Delinquent Tax & Lien Collections	215,855.13
Collection of Taxes	39,125.00	Business Personalty Replacement Taxes	74,211.57
Planning, Housing & Development	11,194.76	Taxes from Public Utilities	859,337.00
Human Resources		Other Miscelloneous Tax Revenues	
Elections	3,075.00	Stote Aid Revenues	53,493.13
Generol Administrotion (other)	291,906.41	Federol Aid Revenues	
JUDICIARY		Stote and Local Fiscal Assistonce Act Utilized	32,615.00
Municipal Courts	17,470.75	Sale of Acquired Property	
PUBLIC SAFETY		Other Miscellaneous Revenues	333,632.79
Fire Protection	84,299.28	Total	9,165,589.23
Police Protection	585,698.60	Prior Yeors Surplus Appropriated	535,000.00
Civil Defense & Disoster Control		REVENUES TOTAL	9,700,589.23
Environmentol Inspection & Control	28,950.00	Reserve For Uncollected Taxes	414,412.80
Other Public Safety		CAPITAL OUTLAY TOTAL	259,196.56
PUBLIC WORKS			
Streets ond Drainage	208,785.00	Public Enterprises	
Sewers ond Sewoge Processing		Recreation—Culture	
Gorboge and Trash Disposal	164,700.00	Public Works	42,993.30
Public Buildings and Grounds	68,248.55	Buildings ond Grounds	216,203.26
Other Public Works	11,389.00	Library and Educotion	
HEALTH and WELFARE		Conservotion	
Health Services Except Environmental	37,105.00	All Other	
Welfore-Public Assistance	1,140.00	CAPITAL DEBT AUTHORIZED, DECEMBER 31, 1980	
Hospitols, Clinics, First Aid		ISSUED AND UNISSUED — GROSS DEBT — NET DEBT	
Animol, Insect, & Rodent Control		School 2,471,756	
Other Welfare Services		Self-liquidoting	
RECREATION and CONSERVATION		Other 331,250	331,250
Beoches and Boardwalks		Totol 2,803,006	331,250
Parks, Ploygrounds, Shade Trees	300.00		
Lond Reclomotion & Conservation	687.90	ISSUED AND OUTSTANDING	
Other Recreotionol Services	63,018.56	School	2,471,756.92
EDUCATION (excluding schools)		Self-Liquidoting	
Libraries	138,315.00	Other	
Other Educotionol Services		Totol	2,471,756.92
STATUTORY EXPENDITURES		EQUALIZED VALUATION BASIS	
Pensions & F. I. C. A.	90,260.72	FOR NET DEBT COMPUTATION	384,133,909
Employee Fringe Benefits		REAL PROPERTY VALUATIONS	
Other Statutory Expenditures	3,500.00	Code Class # of Parcels % VAL'N — ASSESSED VALUATION	
CETA And Other Public Employment Programs		1 Vocant Land 493 5.66 — 24,887,800.00	
MUNICIPAL FUNCTIONS TOTAL	1,867,959.53	2 Residentiol 2512 81.02 — 356,231,160.00	
CAPITAL IMPROVEMENTS *MEMO*	1,000.00	3 Farm 61 .75 — 3,292,900.00	
DEBT SERVICE		4o Commercial 51 12.05 — 52,965,300.00	
Principal Payments		4b Industrial 14 .52 — 2,297,900.00	
Interest Poyments		4c Aportments	
		Totol 3071 — 439,675,060.00	
DEFERRED CHARGES	9,000.00	Land Areo 9.80 Sq. Miles	
SCHOOL, COUNTY, SPECIAL DISTRICT TAXES	7,130,743.83	Net Voluotion Toxoble-Municipal	441,772,811
RESERVE FOR UNCOLLECTED TAXES	414,412.80	Net Valuation Taxable-County	418,860,096
EXPENDITURES TOTAL	9,422,156.16	State Equolized Valuation	457,295,039
		State Equalization Ratio	96.59

1980 PROPERTY TAX		
STATE EQUALIZED TAX RATE →		
Locol District School Toxes	.66	3,017,010.00
Regionol & Consolidoted School Tox	.57	2,606,539.66
School Toxes in Municipol Budget		
County Taxes	.33	1,507,194.17
County Library Taxes		
Locol Municipol Purpose Toxes	.12	530,227.00
Veteron & Senior Citizen Toxes		50,560.00
Totol Taxes for Rate Computotion	1.68	7,711,530.83
Speciol District Toxes		
Bank Corp. Toxes		8,856.47
Added ond Omitted Taxes		204,854.06
Totol Toxes Levied - ABSTRACT		7,874,681.36
Totol Toxes Billed		7,891,700.98
1980 TAXES COLLECTED		7,596,444.61
1980 Toxes Concelled, Aboted or Adjusted		14,814.96
Tronsfer to Tox Title Liens or Foreclosed		
Bolonce Outstonding Dec. 31, 1980		280,441.41
PRIOR YEARS TAXES OUTSTANDING		
Bolonce Jonuory 1, 1980		214,177.41
Collected in 1980		212,778.90
Concelled, Aboted or Adjusted 1980		1.32
Tronsfers to Tox Title Liens or Foreclosed		
Bolonce December 31, 1980		1,397.19
TAX TITLE LIENS OUTSTANDING		
Bolonce Jonuory 1, 1980		3,076.23
Tronsfer From Toxes		
Redeemed in 1980		3,076.23
Concelled, Abated or Adjusted (1980)		
Tronsfers to Foreclosed Property		
Bolonce December 31, 1980		
PROPERTY ACQUIRED BY DEED OR FORECLOSURE		
Bolonce Jonuory 1, 1980		
Tronsfers From Toxes or Liens		
Sole for Cosh (1980)		
Concelled, Abated or Adjusted (1980)		
Bolonce December 31, 1980		
CURRENT FINANCES DECEMBER 31, 1980		
ASSETS		
Cosh Dec. 31, 1980		1,305,469.07
Taxes Receivable		281,838.60
Tox Title Liens		
Foreclosed Property		
Emergencies & Other Deferred Charges		82,582.53
State ond Federol Aid Receivable		2,778.09
Other Receivables		14,190.34
Total		1,686,858.63
LIABILITIES, RESERVES, AND SURPLUS		
Cosh Liobilities		545,810.46
Reserves for Receivobles		296,028.94
Surplus Dec. 31, 1980		845,019.23
Total		1,686,858.63

980/3000

1907

Population 1970 1,385
Population 1980 2,281
S & P Rating
Moody Rating

General Tax Rate Per $100. 5.46
State Equalized Tax Rate 2.44

FREDON TOWNSHIP — SUSSEX CO.

Form of Government:
Township Committee
Number of Members on Governing Body 5

PER CAPITA:		PER CENT:	
Gross Debt	557.46	Gross Debt	2.67
Net Debt	98.20	Net Debt	.47
Debt Service	4.95	Tax Levy Collected	92.96
Total Tax Levy	594.61	Tax Levy Cancelled, Abated or Adjusted	
Municipal Expenditures	181.53		

EXPENDITURES	
GENERAL GOVERNMENT	
Governing Body & Public Boards	
Municipal Clerk	
Financial Administration	7,850.00
Assessment of Taxes	5,800.00
Collection of Taxes	5,230.00
Planning, Housing & Development	7,490.00
Human Resources	300.00
Elections	1,000.00
General Administration (other)	70,605.00
JUDICIARY	
Municipal Courts	9,000.00
PUBLIC SAFETY	
Fire Protection	11,000.00
Police Protection	4,400.00
Civil Defense & Disaster Control	475.00
Environmental Inspection & Control	6,025.00
Other Public Safety	
PUBLIC WORKS	
Streets and Drainage	132,379.00
Sewers and Sewage Processing	
Garbage and Trash Disposal	
Public Buildings and Grounds	10,200.00
Other Public Works	
HEALTH and WELFARE	
Health Services Except Environmental	9,740.00
Welfare-Public Assistance	1,775.00
Hospitals, Clinics, First Aid	100.00
Animal, Insect, & Rodent Control	200.00
Other Welfare Services	
RECREATION and CONSERVATION	
Beaches and Boardwalks	
Parks, Playgrounds, Shade Trees	
Land Reclamation & Conservation	
Other Recreational Services	1,100.00
EDUCATION (excluding schools)	
Libraries	
Other Educational Services	3,400.00
STATUTORY EXPENDITURES	
Pensions & F. I. C. A.	10,300.00
Employee Fringe Benefits	1,500.00
Other Statutory Expenditures	630.00
CETA And Other Public Employment Programs	
MUNICIPAL FUNCTIONS TOTAL	300,499.00
CAPITAL IMPROVEMENTS *MEMO*	
DEBT SERVICE	
Principal Payments	
Interest Payments	11,300.00
DEFERRED CHARGES	2,266.95
SCHOOL, COUNTY, SPECIAL DISTRICT TAXES	1,276,184.27
RESERVE FOR UNCOLLECTED TAXES	100,000.00
EXPENDITURES TOTAL	1,690,250.22

REVENUES-REALIZED	
1980 Property Taxes Collected	1,259,458.32
1980 Payments in Lieu of Taxes	
Delinquent Tax & Lien Collections	84,865.21
Business Personalty Replacement Taxes	35,776.48
Taxes from Public Utilities	103,606.00
Other Miscellaneous Tax Revenues	
State Aid Revenues	10,718.85
Federal Aid Revenues	
State and Local Fiscal Assistance Act Utilized	14,279.00
Sale of Acquired Property	
Other Miscellaneous Revenues	132,585.22
Total	1,641,289.08
Prior Years Surplus Appropriated	175,000.00
REVENUES TOTAL	1,816,289.08
Reserve For Uncollected Taxes	100,000.00

CAPITAL OUTLAY	TOTAL
Public Enterprises	
Recreation—Culture	
Public Works	
Buildings and Grounds	
Library and Education	
Conservation	
All Other	

CAPITAL DEBT AUTHORIZED, DECEMBER 31, 1980

ISSUED AND UNISSUED	GROSS DEBT	NET DEBT
School	1,047,567	
Self-liquidating		
Other	224,000	224,000
Total	1,271,567	224,000

ISSUED AND OUTSTANDING	
School	1,047,567.21
Self-Liquidating	
Other	
Total	1,047,567.21
EQUALIZED VALUATION BASIS FOR NET DEBT COMPUTATION	47,564,554

REAL PROPERTY VALUATIONS

Code	Class	# of Parcels	% VAL'N	ASSESSED VALUATION
1	Vacant Land	227	6.87	1,654,500.00
2	Residential	609	71.56	17,235,450.00
3	Farm	248	15.59	3,752,750.00
4a	Commercial	20	2.91	700,200.00
4b	Industrial	5	3.09	743,200.00
4c	Apartments			
Total		1109		24,086,100.00

Land Area 18.00 Sq. Miles

Net Valuation Taxable-Municipal	24,307,166
Net Valuation Taxable-County	51,164,686
State Equalized Valuation	53,912,774
State Equalization Ratio	44.86

1980 PROPERTY TAX		
STATE EQUALIZED TAX RATE	.79	
Local District School Taxes	.79	427,933.00
Regional & Consolidated School Tax	.93	503,896.72
School Taxes in Municipal Budget		
County Taxes	.60	* 327,642.62
County Library Taxes	.03	16,711.93
Local Municipal Purpose Taxes	.09	49,990.94
Veteran & Senior Citizen Taxes		14,200.00
Total Taxes for Rate Computation	2.44	1,340,375.21
Special District Taxes		
Bank Corp. Taxes		1,422.06
Added and Omitted Taxes		28,696.83
Total Taxes Levied - ABSTRACT		1,356,294.10
Total Taxes Billed		1,354,872.04
1980 TAXES COLLECTED		1,259,458.32
1980 Taxes Cancelled, Abated or Adjusted		
Transfer to Tax Title Liens or Foreclosed		
Balance Outstanding Dec. 31, 1980		95,413.72

PRIOR YEARS TAXES OUTSTANDING	
Balance January 1, 1980	77,666.04
Collected in 1980	77,426.61
Cancelled, Abated or Adjusted 1980	
Transfers to Tax Title Liens or Foreclosed	
Balance December 31, 1980	239.43
TAX TITLE LIENS OUTSTANDING	
Balance January 1, 1980	7,547.97
Transfer From Taxes	
Redeemed in 1980	7,438.60
Cancelled, Abated or Adjusted (1980)	
Transfers to Foreclosed Property	
Balance December 31, 1980	109.37
PROPERTY ACQUIRED BY DEED OR FORECLOSURE	
Balance January 1, 1980	2,500.00
Transfers From Taxes or Liens	
Sale for Cash (1980)	
Cancelled, Abated or Adjusted (1980)	
Balance December 31, 1980	2,500.00

CURRENT FINANCES DECEMBER 31, 1980	
ASSETS	
Cash Dec. 31, 1980	834,774.96
Taxes Receivable	95,653.15
Tax Title Liens	109.37
Foreclosed Property	2,500.00
Emergencies & Other Deferred Charges	91.00
State and Federal Aid Receivable	
Other Receivables	74,285.67
Total	1,007,414.15
LIABILITIES, RESERVES, AND SURPLUS	
Cash Liabilities	309,866.67
Reserves for Receivables	172,548.19
Surplus Dec. 31, 1980	524,999.29
Total	1,007,414.15

*Includes County Health Service Taxes or County Vocational School Taxes. See Table 13, pgs. 675, 676.

1315

Papulation 1970 10,570
Papulation 1980 10,020
S & P Rating
Maady Rating

General Tax Rote Per $100. 4.95
State Equalized Tox Rote 2.45

FREEHOLD BOROUGH — MONMOUTH CO.

Form of Government:
Borough Council
Number of Members on Governing Body 6

PER CAPITA:		PER CENT:	
Gross Debt	623.30	Gross Debt	4.33
Net Debt	246.41	Net Debt	1.71
Debt Service	11.02	Tax Levy Collected	96.59
Total Tax Levy	440.19	Tax Levy Concelled, Abated or Adjusted	.24
Municipol Expenditures	287.07		

EXPENDITURES	
GENERAL GOVERNMENT	
Gaverning Body & Public Baards	
Municipal Clerk	
Financial Administratian	13,151.00
Assessment af Taxes	106,247.00
Collectian of Taxes	19,495.00
Planning, Hausing & Develapment	19,010.00
Human Resources	100.00
Electians	5,321.00
General Administratian (ather)	353,149.35
JUDICIARY	
Municipal Caurts	51,326.00
PUBLIC SAFETY	
Fire Pratectian	33,893.00
Palice Pratectian	750,680.53
Civil Defense & Disaster Control	300.00
Enviranmental Inspection & Cantrol	57,002.00
Other Public Safety	
PUBLIC WORKS	
Streets and Drainage	366,442.00
Sewers and Sewage Processing	
Garbage and Trash Dispasal	111,915.92
Public Buildings and Grounds	191,226.00
Other Public Warks	500.00
HEALTH and WELFARE	
Health Services Except Environmental	29,443.00
Welfare-Public Assistance	10,408.00
Hospitols, Clinics, First Aid	15,000.00
Animal, Insect, & Radent Cantral	
Other Welfare Services	
RECREATION and CONSERVATION	
Beaches and Boardwalks	
Parks, Playgraunds, Shade Trees	60,352.32
Land Reclamatian & Conservatian	
Other Recreationol Services	16,079.42
EDUCATION (excluding schools)	
Libraries	51,353.00
Other Educatianol Services	
STATUTORY EXPENDITURES	
Pensians & F. I. C. A.	183,087.93
Employee Fringe Benefits	60,752.65
Other Statutary Expenditures	6,780.00
CETA And Other Public Employment Programs	86,941.00
MUNICIPAL FUNCTIONS TOTAL	2,599,956.12
CAPITAL IMPROVEMENTS *MEMO*	10,000.00
DEBT SERVICE	
Principol Payments	60,000.00
Interest Payments	50,364.08
DEFERRED CHARGES	4,000.00
SCHOOL, COUNTY, SPECIAL DISTRICT TAXES	3,282,591.84
RESERVE FOR UNCOLLECTED TAXES	162,126.69
EXPENDITURES TOTAL	6,159,058.73

REVENUES-REALIZED		
1980 Praperty Taxes Collected		4,232,272.30
1980 Payments in Lieu of Taxes		41,611.21
Delinquent Tax & Lien Collectians		123,618.38
Business Personalty Replacement Taxes		187,867.72
Taxes from Public Utilities		328,374.00
Other Miscellaneaus Tax Revenues		
State Aid Revenues		150,862.60
Federal Aid Revenues		85,179.53
State and Local Fiscal Assistance Act Utilized		111,026.92
Sole of Acquired Praperty		5,200.00
Other Miscellaneous Revenues		260,289.20
	Total	5,526,301.86
Prior Yeors Surplus Appraprioted		538,000.00
REVENUES	TOTAL	6,064,301.86
Reserve Far Uncallected Taxes		162,126.69
CAPITAL OUTLAY	TOTAL	308,605.07
Public Enterprises		51,696.25
Recreatian—Culture		
Public Works		25,440.10
Buildings ond Grounds		231,468.72
Library and Educotion		
Conservotian		
All Other		

CAPITAL DEBT AUTHORIZED, DECEMBER 31, 1980

ISSUED AND UNISSUED	GROSS DEBT	NET DEBT
Schaal	3,030,773	
Self-liquidating	1,637,402	891,824
Other	1,577,250	1,577,250
Total	6,245,425	2,469,074

ISSUED AND OUTSTANDING	
School	2,958,083.52
Self-Liquidating	1,030,402.59
Other	827,000.00
Tatol	4,815,486.11
EQUALIZED VALUATION BASIS FOR NET DEBT COMPUTATION	144,326,783

REAL PROPERTY VALUATIONS

Code	Closs	# of Porcels	% VAL'N	ASSESSED VALUATION
1	Vocant Land	256	1.47	1,218,000.00
2	Residential	2580	65.32	54,099,025.00
3	Farm	2	.02	16,200.00
4a	Commerciol	201	19.89	16,476,800.00
4b	Industriol	6	8.73	7,233,300.00
4c	Apartments	9	4.56	3,780,300.00
Tatol		3054		82,823,625.00

Land Area 1.90 Sq. Miles

Net Valuation Taxable-Municipol	88,018,642
Net Voluotion Taxable-County	154,390,339
State Equolized Valuotion	172,361,347
Stote Equalizatian Rotio	49.55

1980 PROPERTY TAX		
STATE EQUALIZED TAX RATE		
Lacol District Schaal Taxes	.71	1,264,922.02
Regionol & Cansalidated School Tax	.65	1,157,124.95
Schaal Taxes in Municipal Budget		
County Taxes	.48	860,544.87
County Library Taxes		
Lacol Municipol Purpose Taxes	.61	1,078,245.33
Veteron & Senior Citizen Taxes		67,310.00
Total Taxes for Rate Computotion	2.45	4,428,147.17
Special District Taxes		
Bonk Corp. Taxes		28,065.31
Added ond Omitted Taxes		21,837.25
Total Taxes Levied - ABSTRACT		4,410,739.73
Total Taxes Billed		4,381,902.53
1980 TAXES COLLECTED		4,232,272.30
1980 Taxes Concelled, Aboted or Adjusted		10,710.41
Transfer to Tax Title Liens or Foreclosed		22,020.54
Balance Outstanding Dec. 31, 1980		116,899.28
PRIOR YEARS TAXES OUTSTANDING		
Balance January 1, 1980		118,739.77
Collected in 1980		107,938.51
Cancelled, Aboted or Adjusted 1980		
Transfers to Tax Title Liens or Foreclosed		
Balance December 31, 1980		10,801.26
TAX TITLE LIENS OUTSTANDING		
Balance January 1, 1980		21,260.33
Transfer From Taxes		22,020.54
Redeemed in 1980		15,679.87
Cancelled, Abated or Adjusted (1980)		
Transfers to Foreclosed Property		
Balance December 31, 1980		27,601.00
PROPERTY ACQUIRED BY DEED OR FORECLOSURE		
Balance Jonuory 1, 1980		131,400.00
Transfers From Taxes or Liens		
Sale for Cash (1980)		5,200.00
Cancelled, Aboted or Adjusted (1980)		
Balance December 31, 1980		126,200.00
CURRENT FINANCES DECEMBER 31, 1980		
ASSETS		
Cash Dec. 31, 1980		1,229,145.08
Taxes Receivable		127,700.54
Tax Title Liens		27,601.00
Foreclosed Property		126,200.00
Emergencies & Other Deferred Charges		115,459.78
State and Federal Aid Receivable		
Other Receivables		36,772.38
Total		1,662,878.78
LIABILITIES, RESERVES, AND SURPLUS		
Cash Liabilities		922,811.75
Reserves for Receivables		318,273.92
Surplus Dec. 31, 1980		421,793.11
Total		1,662,878.78

1316

Population 1970 13,310
Population 1980 19,202
S & P Rating
Moody Rating A

General Tax Rate Per $100. 4.71
State Equalized Tax Rate 2.53

FREEHOLD TOWNSHIP — MONMOUTH CO.

Form of Government:
Township Committee
Number of Members on Governing Body 5

PER CAPITA:		PER CENT:	
Gross Debt	946.46	Gross Debt	4.66
Net Debt	225.68	Net Debt	1.11
Debt Service	13.17	Tax Levy Collected	94.91
Total Tax Levy	604.37	Tax Levy Cancelled, Abated or Adjusted	
Municipal Expenditures	234.58		

EXPENDITURES		
GENERAL GOVERNMENT		
Governing Body & Public Baards	3,800.00	
Municipal Clerk	45,100.00	
Financial Administration	25,700.00	
Assessment of Taxes	52,000.00	
Collection of Taxes	70,700.00	
Planning, Housing & Development	98,600.00	
Human Resources	6,400.00	
Elections	5,600.00	
General Administratian (other)	527,223.00	
JUDICIARY		
Municipal Courts	58,000.00	
PUBLIC SAFETY		
Fire Protection	58,600.00	
Police Protection	856,000.00	
Civil Defense & Disaster Cantral	1,000.00	
Environmental Inspection & Control	132,200.00	
Other Public Safety		
PUBLIC WORKS		
Streets and Drainage	544,311.42	
Sewers and Sewage Processing	114,000.00	
Garbage and Trash Disposal	11,000.00	
Public Buildings and Grounds	138,500.00	
Other Public Warks		
HEALTH and WELFARE		
Health Services Except Enviranmental	61,750.00	
Welfare-Public Assistance	7,700.00	
Haspitals, Clinics, First Aid	25,000.00	
Animal, Insect, & Rodent Cantrol		
Other Welfare Services		
RECREATION and CONSERVATION		
Beaches and Baardwalks		
Parks, Playgraunds, Shade Trees	35,500.00	
Land Reclamatian & Canservatian	2,200.00	
Other Recreatianal Services	196,300.00	
EDUCATION (excluding schools)		
Libraries		
Other Educatianal Services	500.00	
STATUTORY EXPENDITURES		
Pensians & F. I. C. A.	196,146.00	
Employee Fringe Benefits	91,100.00	
Other Statutary Expenditures	12,000.00	
CETA And Other Public Emplayment Programs	60,000.00	
MUNICIPAL FUNCTIONS TOTAL	3,436,930.42	
CAPITAL IMPROVEMENTS *MEMO*	10,000.00	
DEBT SERVICE		
Principal Payments	50,000.00	
Interest Payments	202,971.10	
DEFERRED CHARGES	117,250.00	
SCHOOL, COUNTY, SPECIAL DISTRICT TAXES	10,392,481.99	
RESERVE FOR UNCOLLECTED TAXES	697,177.00	
EXPENDITURES TOTAL	14,896,810.51	

REVENUES-REALIZED		
1980 Property Taxes Collected		10,999,782.94
1980 Payments in Lieu af Taxes		
Delinquent Tax & Lien Collections		471,731.52
Business Persanalty Replacement Taxes		240,291.36
Taxes fram Public Utilities		887,800.00
Other Miscellaneous Tax Revenues		
State Aid Revenues		118,176.04
Federal Aid Revenues		51,340.20
State and Local Fiscal Assistance Act Utilized		164,243.42
Sale af Acquired Praperty		
Other Miscellaneous Revenues		1,280,090.62
	Total	14,213,456.10
Priar Years Surplus Appropriated		1,300,000.00
REVENUES	TOTAL	15,513,456.10
Reserve Far Uncollected Taxes		697,177.00
CAPITAL OUTLAY	TOTAL	1,784,579.73
Public Enterprises		123,098.81
Recreation—Culture		1,281,413.84
Public Works		351,407.83
Buildings and Grounds		28,659.25
Library and Educatian		
Conservatian		
All Other		

CAPITAL DEBT AUTHORIZED, DECEMBER 31, 1980

ISSUED AND UNISSUED	GROSS DEBT	NET DEBT
Schaal	8,842,004	
Self-liquidating	4,998,422	
Other	4,333,500	4,333,500
Total	18,173,926	4,333,500

ISSUED AND OUTSTANDING	
Schaal	8,688,721.22
Self-Liquidating	4,901,000.00
Other	4,300,000.00
Total	17,889,721.22
EQUALIZED VALUATION BASIS FOR NET DEBT COMPUTATION	390,362,903

REAL PROPERTY VALUATIONS

Code	Class	# af Parcels	% VAL'N	ASSESSED VALUATION
1	Vacant Land	1004	3.88	8,902,150.00
2	Residential	4253	64.25	147,269,350.00
3	Farm	485	2.69	6,170,150.00
4a	Cammercial	198	18.36	42,075,575.00
4b	Industrial	8	8.17	18,729,700.00
4c	Apartments	6	2.65	6,082,300.00
Total		5954		229,229,225.00

Land Area 37.00 Sq. Miles

Net Valuatian Taxable-Municipal	235,933,986
Net Valuatian Taxable-County	420,700,861
State Equalized Valuation	431,919,777
State Equalization Ratio	53.91

1980 PROPERTY TAX		
STATE EQUALIZED TAX RATE	1.11	
Local District School Taxes		4,849,663.56
Regional & Consolidated School Tax	.65	2,842,355.05
School Taxes in Municipal Budget		
County Taxes	.54	2,341,818.93
County Library Taxes	.02	88,456.95
Local Municipal Purpose Taxes	.23	990,000.00
Veteran & Seniar Citizen Taxes		81,220.00
Total Taxes for Rate Computation	2.55	11,193,514.49
Special District Taxes		270,187.50
Bank Carp. Taxes		16,011.08
Added and Omitted Taxes		206,650.41
Total Taxes Levied - ABSTRACT		11,605,143.48
Total Taxes Billed		11,589,133.40
1980 TAXES COLLECTED		10,999,782.94
1980 Taxes Cancelled, Abated or Adjusted		
Transfer ta Tax Title Liens or Foreclosed		
Balance Outstanding Dec. 31, 1980		589,350.46
PRIOR YEARS TAXES OUTSTANDING		
Balance January 1, 1980		400,274.94
Collected in 1980		386,144.08
Cancelled, Abated ar Adjusted 1980		
Transfers ta Tax Title Liens or Fareclosed		
Balance December 31, 1980		14,130.86
TAX TITLE LIENS OUTSTANDING		
Balance January 1, 1980		190,857.43
Transfer Fram Taxes		
Redeemed in 1980		85,590.44
Cancelled, Abated ar Adjusted (1980)		
Transfers ta Fareclased Praperty		
Balance December 31, 1980		105,266.99
PROPERTY ACQUIRED BY DEED OR FORECLOSURE		
Balance January 1, 1980		185,800.00
Transfers Fram Taxes ar Liens		
Sale for Cash (1980)		
Cancelled. Abated ar Adjusted (1980)		
Balance December 31, 1980		185,800.00
CURRENT FINANCES DECEMBER 31, 1980		
ASSETS		
Cash Dec. 31, 1980		6,864,175.32
Taxes Receivable		603,484.32
Tax Title Liens		105,266.99
Foreclased Praperty		185,800.00
Emergencies & Other Deferred Charges		88,000.00
State and Federal Aid Receivable		6,195.91
Other Receivables		16,163.31
Total		7,869,085.85
LIABILITIES, RESERVES, AND SURPLUS		
Cash Liabilities		5,404,037.90
Reserves for Receivables		910,714.62
Surplus Dec. 31, 1980		1,554,333.33
Total		7,869,085.85

1980 3000

2106

Population 1970 1,120
Population 1980 1,435
S & P Rating
Moody Rating

General Tax Rate Per $100. 2.42
State Equalized Tax Rate 2.08

FRELINGHUYSEN TOWNSHIP — WARREN CO.

Form of Government:
Township Committee
Number of Members on Governing Body 3

PER CAPITA:		PER CENT:	
Gross Debt	267.98	Gross Debt	1.08
Net Debt	25.78	Net Debt	.10
Debt Service		Tax Levy Collected	89.24
Total Tax Levy	574.58	Tax Levy Cancelled, Abated or Adjusted	
Municipal Expenditures	212.12		

EXPENDITURES		REVENUES-REALIZED		
GENERAL GOVERNMENT				
Governing Body & Public Boards				
Municipal Clerk		1980 Property Taxes Collected		734,613.09
Financial Administration	7,700.00	1980 Payments in Lieu of Taxes		
Assessment of Taxes	7,300.00	Delinquent Tax & Lien Collections		71,109.47
Collection of Taxes	6,000.00	Business Personalty Replacement Taxes		32,251.28
Planning, Housing & Development	7,864.79	Taxes from Public Utilities		77,975.00
Human Resources	150.00	Other Miscellaneous Tax Revenues		
Elections		State Aid Revenues		7,887.46
General Administration (other)	29,831.30	Federal Aid Revenues		
JUDICIARY		State and Local Fiscal Assistance Act Utilized		16,946.00
Municipal Courts		Sale of Acquired Property		
PUBLIC SAFETY		Other Miscellaneous Revenues		59,322.76
Fire Protection	6,000.00		Total	1,000,105.06
Police Protection	500.00	Prior Years Surplus Appropriated		125,000.00
Civil Defense & Disaster Control		REVENUES	TOTAL	1,125,105.06
Environmental Inspection & Control	2,168.86	Reserve For Uncollected Taxes		91,627.31
Other Public Safety		CAPITAL OUTLAY	TOTAL	146,839.86
PUBLIC WORKS				
Streets and Drainage	97,253.82	Public Enterprises		
Sewers and Sewage Processing		Recreation—Culture		
Garbage and Trash Disposal	1,500.00	Public Works		146,839.86
Public Buildings and Grounds	2,500.00	Buildings and Grounds		
Other Public Works	4,300.00	Library and Education		
HEALTH and WELFARE		Conservation		
Health Services Except Environmental	900.00	All Other		
Welfare-Public Assistance	2,956.03	CAPITAL DEBT AUTHORIZED, DECEMBER 31, 1980		
Hospitals, Clinics, First Aid	100.00	ISSUED AND UNISSUED	GROSS DEBT	NET DEBT
Animal, Insect, & Rodent Control	1,427.06	School	347,545	
Other Welfare Services		Self-liquidating		
RECREATION and CONSERVATION		Other	37,000	37,000
Beaches and Boardwalks		Total	384,545	37,000
Parks, Playgrounds, Shade Trees				
Land Reclamation & Conservation		ISSUED AND OUTSTANDING		
Other Recreational Services	2,000.00	School		259,545.08
EDUCATION (excluding schools)		Self-Liquidating		
Libraries	100.00	Other		
Other Educational Services		Total		259,545.08
STATUTORY EXPENDITURES		EQUALIZED VALUATION BASIS		
Pensions & F. I. C. A.	9,230.75	FOR NET DEBT COMPUTATION		35,632,869
Employee Fringe Benefits	1,300.00	REAL PROPERTY VALUATIONS		
Other Statutory Expenditures	500.00	Code Class	# of Parcels	% VAL'N	ASSESSED VALUATION
CETA And Other Public Employment Programs		1 Vacant Land	172	9.50	3,171,200.00
MUNICIPAL FUNCTIONS TOTAL	191,582.61	2 Residential	345	51.78	17,275,500.00
CAPITAL IMPROVEMENTS *MEMO*	10,000.00	3 Farm	382	27.53	9,187,000.00
DEBT SERVICE		4a Commercial	41	11.18	3,731,300.00
Principal Payments		4b Industrial			
Interest Payments		4c Apartments			
		Total	940		33,369,000.00
DEFERRED CHARGES	21,185.05	Land Area 23.60 Sq. Miles			
SCHOOL, COUNTY, SPECIAL DISTRICT TAXES	812,228.85	Net Valuation Taxable-Municipal			33,660,227
RESERVE FOR UNCOLLECTED TAXES	91,627.31	Net Valuation Taxable-County			37,642,628
EXPENDITURES TOTAL	1,116,623.82	State Equalized Valuation			39,020,336
		State Equalization Ratio			86.16

1980 PROPERTY TAX			
STATE EQUALIZED TAX RATE			
Local District School Taxes	.78		303,860.00
Regional & Consolidated School Tax	.73		285,180.28
School Taxes in Municipal Budget			
County Taxes	.54	*	212,100.54
County Library Taxes	.03		11,088.03
Local Municipal Purpose Taxes			
Veteran & Senior Citizen Taxes			8,570.00
Total Taxes for Rate Computation	2.08		820,798.85
Special District Taxes			
Bank Corp. Taxes			1,290.63
Added and Omitted Taxes			11,003.01
Total Taxes Levied - ABSTRACT			824,522.49
Total Taxes Billed			823,231.86
1980 TAXES COLLECTED			734,613.09
1980 Taxes Cancelled, Abated or Adjusted			
Transfer to Tax Title Liens or Foreclosed			
Balance Outstanding Dec. 31, 1980			88,618.77
PRIOR YEARS TAXES OUTSTANDING			
Balance January 1, 1980			77,318.07
Collected in 1980			65,476.12
Cancelled, Abated or Adjusted 1980			
Transfers to Tax Title Liens or Foreclosed			
Balance December 31, 1980			11,841.95
TAX TITLE LIENS OUTSTANDING			
Balance January 1, 1980			9,583.64
Transfer From Taxes			
Redeemed in 1980			5,633.35
Cancelled, Abated or Adjusted (1980)			
Transfers to Foreclosed Property			
Balance December 31, 1980			3,950.29
PROPERTY ACQUIRED BY DEED OR FORECLOSURE			
Balance January 1, 1980			
Transfers From Taxes or Liens			
Sale for Cash (1980)			
Cancelled, Abated or Adjusted (1980)			
Balance December 31, 1980			
CURRENT FINANCES DECEMBER 31, 1980			
ASSETS			
Cash Dec. 31, 1980			201,103.34
Taxes Receivable			100,460.72
Tax Title Liens			3,950.29
Foreclosed Property			
Emergencies & Other Deferred Charges			11,319.71
State and Federal Aid Receivable			
Other Receivables			131,701.57
Total			448,535.63
LIABILITIES, RESERVES, AND SURPLUS			
Cash Liabilities			53,727.21
Reserves for Receivables			236,112.58
Surplus Dec. 31, 1980			158,695.84
Total			448,535.63

*Includes County Health Service Taxes or County Vocational School Taxes. See Table 13, pgs. 675, 676.

1011

Population 1970 1,460
Population 1980 1,573
S & P Rating
Moody Rating

General Tax Rate Per $100. 2.97
State Equalized Tax Rate 2.33

FRENCHTOWN BOROUGH — HUNTERDON CO.

Form of Government:
Borough Council
Number of Members on Governing Body 6

PER CAPITA:		PER CENT:	
Gross Debt	422.27	Gross Debt	2.53
Net Debt	8.45	Net Debt	.05
Debt Service		Tax Levy Collected	90.96
Total Tax Levy	456.03	Tax Levy Cancelled, Abated or Adjusted	
Municipal Expenditures	238.61		

EXPENDITURES		REVENUES-REALIZED	
GENERAL GOVERNMENT			
Governing Body & Public Boards			
Municipal Clerk		1980 Property Taxes Collected	650,302.25
Financial Administration	4,000.00	1980 Payments in Lieu of Taxes	45,748.72
Assessment of Taxes	3,907.47	Delinquent Tax & Lien Collections	62,826.97
Collection of Taxes	4,563.36	Business Personalty Replacement Taxes	
Planning, Housing & Development	3,900.00	Taxes from Public Utilities	35,182.00
Human Resources	1,500.00	Other Miscellaneous Tax Revenues	
Elections	235.32	State Aid Revenues	48,375.95
General Administration (other)	46,174.07	Federal Aid Revenues	
JUDICIARY		Stote and Local Fiscal Assistance Act Utilized	19,290.00
Municipal Caurts	5,702.99	Sale af Acquired Praperty	
PUBLIC SAFETY		Other Miscellaneous Revenues	62,662.15
Fire Pratectian	17,153.80	Total	924,388.04
Police Protection	53,901.98	Priar Years Surplus Appropriated	75,000.00
Civil Defense & Disaster Control		REVENUES TOTAL	999,388.04
Enviranmental Inspection & Cantral	4,300.00	Reserve Far Uncallected Taxes	75,102.17
Other Public Safety		CAPITAL OUTLAY TOTAL	116,624.14
PUBLIC WORKS			
Streets and Drainage	84,812.46	Public Enterprises	97,918.43
Sewers and Sewage Processing		Recreatian—Culture	
Garbage and Trash Dispasal	25,632.00	Public Warks	10,109.77
Public Buildings and Grounds	9,309.79	Buildings and Grounds	8,595.94
Other Public Works		Library and Educatian	
HEALTH and WELFARE		Canservatian	
Health Services Except Environmental	1,048.34	All Other	
Welfare-Public Assistance	3,215.00		
Haspitals, Clinics, First Aid			
Animal, Insect, & Rodent Cantrol			
Other Welfare Services			
RECREATION and CONSERVATION			
Beaches and Boardwalks			
Parks, Playgraunds, Shade Trees	6,583.55		
Land Reclamation & Canservation			
Other Recreational Services	1,211.50		
EDUCATION (excluding schaals)			
Libraries	3,900.00		
Other Educatianal Services			
STATUTORY EXPENDITURES			
Pensions & F. I. C. A.	9,666.00		
Employee Fringe Benefits	2,657.37		
Other Statutary Expenditures	1,000.00		
CETA And Other Public Employment Programs			
MUNICIPAL FUNCTIONS TOTAL	294,375.00		
CAPITAL IMPROVEMENTS *MEMO*	2,000.00		
DEBT SERVICE			
Principal Payments			
Interest Payments			
DEFERRED CHARGES	5,849.34		
SCHOOL, COUNTY, SPECIAL DISTRICT TAXES	613,707.06		
RESERVE FOR UNCOLLECTED TAXES	75,102.17		
EXPENDITURES TOTAL	989,023.57		

CAPITAL DEBT AUTHORIZED, DECEMBER 31, 1980

ISSUED AND UNISSUED	GROSS DEBT	NET DEBT
Schaal	190,941	
Self-liquidating	460,000	
Other	13,296	13,296
Total	664,237	13,296

ISSUED AND OUTSTANDING	
Schaal	190,544.29
Self-Liquidating	379,000.00
Other	
Total	569,544.29
EQUALIZED VALUATION BASIS FOR NET DEBT COMPUTATION	26,216,264

REAL PROPERTY VALUATIONS

Code	Class	# of Parcels	% VAL'N	ASSESSED VALUATION
1	Vacant Land	53	3.23	747,850.00
2	Residential	395	71.51	16,581,855.00
3	Farm	5	.27	61,625.00
4a	Commercial	48	14.39	3,337,640.00
4b	Industrial	6	4.79	1,110,400.00
4c	Apartments	2	5.81	1,347,600.00
Total		509		23,186,970.00

Land Area	1.10 Sq. Miles
Net Valuation Taxable-Municipal	23,869,232
Net Valuation Taxable-County	27,927,236
State Equalized Valuation	30,223,567
State Equalization Ratio	78.49

1980 PROPERTY TAX

STATE EQUALIZED TAX RATE		
Local District School Taxes	1.04	317,015.00
Regianal & Consalidated School Tax	.58	175,124.91
Schaal Taxes in Municipal Budget		
County Taxes	.38	114,885.53
County Library Taxes	.02	6,681.62
Local Municipal Purpase Taxes	.31	93,506.43
Veteran & Senior Citizen Taxes		12,140.00
Total Taxes for Rate Computation	2.33	719,353.49
Special District Taxes		
Bank Corp. Taxes		4,138.45
Added and Omitted Taxes		5,986.01
Tatal Taxes Levied - ABSTRACT		717,337.95
Total Taxes Billed		714,902.24
1980 TAXES COLLECTED		650,302.25
1980 Taxes Cancelled, Abated or Adjusted		
Transfer to Tax Title Liens or Fareclased		246.51
Balance Outstanding Dec. 31, 1980		64,353.48

PRIOR YEARS TAXES OUTSTANDING

Balance January 1, 1980	63,104.47
Collected in 1980	62,826.97
Cancelled, Abated or Adjusted 1980	
Transfers ta Tax Title Liens ar Fareclased	
Balance December 31, 1980	277.50

TAX TITLE LIENS OUTSTANDING

Balance January 1, 1980	2,426.04
Transfer Fram Taxes	698.90
Redeemed in 1980	
Cancelled, Abated ar Adjusted (1980)	
Transfers ta Fareclased Praperty	
Balance December 31, 1980	3,124.94

PROPERTY ACQUIRED BY DEED OR FORECLOSURE

Balance January 1, 1980	
Transfers From Taxes ar Liens	
Sale far Cash (1980)	
Cancelled, Abated or Adjusted (1980)	
Balance December 31, 1980	

CURRENT FINANCES DECEMBER 31, 1980

ASSETS	
Cash Dec. 31, 1980	478,746.33
Taxes Receivable	64,630.98
Tax Title Liens	3,124.94
Foreclased Property	
Emergencies & Other Deferred Charges	
State and Federal Aid Receivable	
Other Receivables	1,299.12
Total	547,801.37
LIABILITIES, RESERVES, AND SURPLUS	
Cash Liabilities	248,259.59
Reserves far Receivables	69,055.04
Surplus Dec. 31, 1980	230,486.74
Total	547,801.37

0111

Population 1970 8,295
Population 1980 12,176
S & P Rating
Moody Rating

General Tax Rate Per $100. 3.17
State Equalized Tax Rate 1.68

GALLOWAY TOWNSHIP — ATLANTIC CO.

Form of Government:
Township Committee
Number of Members on Governing Body 5

PER CAPITA:		PER CENT:	
Gross Debt	766.63	Gross Debt	4.63
Net Debt	32.36	Net Debt	.20
Debt Service	1.84	Tax Levy Collected	92.18
Total Tax Levy	387.41	Tax Levy Cancelled, Abated or Adjusted	.06
Municipal Expenditures	227.99		

EXPENDITURES	
GENERAL GOVERNMENT	
Governing Body & Public Boards	34,175.00
Municipal Clerk	39,188.00
Financial Administration	43,535.00
Assessment of Taxes	46,970.00
Collection of Taxes	44,837.00
Planning, Housing & Development	147,237.00
Human Resources	30,310.00
Elections	2,500.00
General Administration (other)	244,365.00
JUDICIARY	
Municipal Courts	46,900.00
PUBLIC SAFETY	
Fire Protection	82,427.00
Police Protection	654,107.00
Civil Defense & Disaster Control	
Environmental Inspection & Control	65,119.00
Other Public Safety	
PUBLIC WORKS	
Streets and Drainage	375,160.00
Sewers and Sewage Processing	
Garbage and Trash Disposal	
Public Buildings and Grounds	49,051.00
Other Public Works	60,000.00
HEALTH and WELFARE	
Health Services Except Environmental	
Welfare-Public Assistance	5,200.00
Hospitals, Clinics, First Aid	3,000.00
Animal, Insect, & Rodent Control	5,300.00
Other Welfare Services	
RECREATION and CONSERVATION	
Beaches and Boardwalks	
Parks, Playgrounds, Shade Trees	25,000.00
Land Reclamation & Conservation	1,100.00
Other Recreational Services	200.00
EDUCATION (excluding schools)	
Libraries	19,560.00
Other Educational Services	
STATUTORY EXPENDITURES	
Pensions & F. I. C. A.	128,422.37
Employee Fringe Benefits	51,500.00
Other Statutory Expenditures	4,350.00
CETA And Other Public Employment Programs	75,000.00
MUNICIPAL FUNCTIONS TOTAL	2,284,913.37
CAPITAL IMPROVEMENTS *MEMO*	
DEBT SERVICE	
Principal Payments	
Interest Payments	22,444.91
DEFERRED CHARGES	67,949.94
SCHOOL, COUNTY, SPECIAL DISTRICT TAXES	4,332,733.62
RESERVE FOR UNCOLLECTED TAXES	400,701.69
EXPENDITURES TOTAL	7,108,743.53

REVENUES-REALIZED		
1980 Property Taxes Collected		4,348,522.10
1980 Payments in Lieu of Taxes		
Delinquent Tax & Lien Collections		280,209.21
Business Personalty Replacement Taxes		114,459.00
Taxes from Public Utilities		592,777.00
Other Miscellaneous Tax Revenues		
State Aid Revenues		130,575.93
Federal Aid Revenues		50,675.22
State and Local Fiscal Assistance Act Utilized		88,932.46
Sale of Acquired Property		
Other Miscellaneous Revenues		1,204,341.73
	Total	6,810,492.65
Prior Years Surplus Appropriated		400,000.00
REVENUES	TOTAL	7,210,492.65
Reserve For Uncollected Taxes		400,701.69
CAPITAL OUTLAY	TOTAL	3,120,795.00
Public Enterprises		3,096,470.50
Recreation—Culture		
Public Works		24,324.50
Buildings and Grounds		
Library and Education		
Conservation		
All Other		

CAPITAL DEBT AUTHORIZED, DECEMBER 31, 1980

ISSUED AND UNISSUED	GROSS DEBT	NET DEBT
School	5,240,458	
Self-liquidating	3,700,000	
Other	394,000	394,000
Total	9,334,458	394,000

ISSUED AND OUTSTANDING	
School	5,147,586.65
Self-Liquidating	3,150,000.00
Other	394,000.00
Total	8,691,586.65
EQUALIZED VALUATION BASIS FOR NET DEBT COMPUTATION	201,418,222

REAL PROPERTY VALUATIONS

Code	Class	# of Parcels	% VAL'N	ASSESSED VALUATION
1	Vacant Land	4912	17.89	25,215,800.00
2	Residential	3384	61.31	86,401,500.00
3	Farm	311	3.32	4,672,900.00
4a	Commercial	208	13.73	19,352,800.00
4b	Industrial	3	3.75	5,283,600.00
4c	Apartments			
Total		8818		140,926,600.00

Land Area 91.75 Sq. Miles

Net Valuation Taxable-Municipal	144,338,692
Net Valuation Taxable-County	206,046,906
State Equalized Valuation	268,015,227
State Equalization Ratio	53.26

1980 PROPERTY TAX		
STATE EQUALIZED TAX RATE		
Local District School Taxes	.65	1,752,108.95
Regional & Consolidated School Tax	.49	1,318,246.13
School Taxes in Municipal Budget		
County Taxes	.45	* 1,224,508.60
County Library Taxes	.01	37,869.94
Local Municipal Purpose Taxes	.09	240,000.00
Veteran & Senior Citizen Taxes		96,910.00
Total Taxes for Rate Computation	1.69	4,669,643.62
Special District Taxes		
Bank Corp. Taxes		2,699.45
Added and Omitted Taxes		141,683.60
Total Taxes Levied - ABSTRACT		4,717,116.67
Total Taxes Billed		4,717,232.97
1980 TAXES COLLECTED		4,348,522.10
1980 Taxes Cancelled, Abated or Adjusted		2,708.12
Transfer to Tax Title Liens or Foreclosed		11,434.19
Balance Outstanding Dec. 31, 1980		354,568.56
PRIOR YEARS TAXES OUTSTANDING		
Balance January 1, 1980		282,282.14
Collected in 1980		262,654.69
Cancelled, Abated or Adjusted 1980		
Transfers to Tax Title Liens or Foreclosed		
Balance December 31, 1980		19,627.45
TAX TITLE LIENS OUTSTANDING		
Balance January 1, 1980		17,867.20
Transfer From Taxes		11,434.19
Redeemed in 1980		17,554.52
Cancelled, Abated or Adjusted (1980)		
Transfers to Foreclosed Property		
Balance December 31, 1980		11,746.87
PROPERTY ACQUIRED BY DEED OR FORECLOSURE		
Balance January 1, 1980		846,308.25
Transfers From Taxes or Liens		
Sale for Cash (1980)		
Cancelled, Abated or Adjusted (1980)		
Balance December 31, 1980		846,308.25

CURRENT FINANCES DECEMBER 31, 1980 ASSETS	
Cash Dec. 31, 1980	1,673,191.29
Taxes Receivable	374,196.01
Tax Title Liens	11,746.87
Foreclosed Property	846,308.25
Emergencies & Other Deferred Charges	63,490.08
State and Federal Aid Receivable	
Other Receivables	45,257.22
Total	3,014,389.72
LIABILITIES, RESERVES, AND SURPLUS	
Cash Liabilities	1,082,949.90
Reserves for Receivables	1,277,508.35
Surplus Dec. 31, 1980	653,931.47
Total	3,014,389.72

*Includes County Health Service Taxes or County Vocational School Taxes. See Table 13, pgs. 675, 676.

0221

Papulation 1970 30,855
Papulation 1980 26,803
S & P Rating
Maady Rating A

General Tax Rate Per $100. 1.98
State Equalized Tax Rate 1.95

GARFIELD CITY – BERGEN CO.

Form of Government:
Council-Manager (1923)
Number of Members on Governing Body 5

PER CAPITA:		PER CENT:	
Gross Debt	130.62	Gross Debt	.87
Net Debt	113.58	Net Debt	.75
Debt Service	11.36	Tax Levy Collected	95.99
Total Tax Levy	329.82	Tax Levy Cancelled, Abated or Adjusted	2.07
Municipal Expenditures	219.40		

EXPENDITURES	
GENERAL GOVERNMENT	
Governing Body & Public Boards	13,370.00
Municipal Clerk	72,000.00
Financial Administratian	50,600.00
Assessment of Taxes	49,300.00
Collection of Taxes	58,550.00
Planning, Housing & Develapment	13,750.00
Human Resources	
Elections	10,800.00
General Administratian (ather)	359,300.00
JUDICIARY	
Municipal Courts	22,200.00
PUBLIC SAFETY	
Fire Protection	128,125.00
Police Protectian	1,102,543.74
Civil Defense & Disaster Cantral	2,000.00
Environmental Inspection & Cantral	46,070.00
Other Public Safety	
PUBLIC WORKS	
Streets and Drainage	352,000.00
Sewers and Sewage Pracessing	856,245.00
Garbage and Trash Dispasal	379,600.00
Public Buildings and Graunds	51,600.00
Other Public Works	
HEALTH and WELFARE	
Health Services Except Environmental	82,300.00
Welfare-Public Assistance	48,500.00
Hospitals, Clinics, First Aid	
Animal, Insect, & Rodent Control	
Other Welfare Services	
RECREATION and CONSERVATION	
Beaches and Boardwalks	
Parks, Playgrounds, Shade Trees	54,200.00
Land Reclamation & Conservation	
Other Recreatianal Services	4,500.00
EDUCATION (excluding schools)	
Libraries	194,400.00
Other Educational Services	
STATUTORY EXPENDITURES	
Pensians & F. I. C. A.	323,586.93
Employee Fringe Benefits	6,100.00
Other Statutory Expenditures	12,000.00
CETA And Other Public Emplayment Pragrams	845,000.00
MUNICIPAL FUNCTIONS TOTAL	5,138,640.67
CAPITAL IMPROVEMENTS *MEMO*	15,000.00
DEBT SERVICE	
Principal Payments	180,000.00
Interest Payments	124,492.17
TYPE I SCHL DEBT *MEMO	130,827.50
DEFERRED CHARGES	163,310.16
SCHOOL, COUNTY, SPECIAL DISTRICT TAXES	6,903,858.41
RESERVE FOR UNCOLLECTED TAXES	274,179.60
EXPENDITURES TOTAL	12,784,481.01

REVENUES-REALIZED		
1980 Property Taxes Collected		8,468,475.37
1980 Payments in Lieu af Taxes		
Delinquent Tax & Lien Callections		116,058.41
Business Persanalty Replacement Taxes		479,102.84
Taxes fram Public Utilities		714,817.00
Other Miscellaneous Tax Revenues		
State Aid Revenues		267,282.63
Federal Aid Revenues		886,429.20
State and Local Fiscal Assistance Act Utilized		239,193.74
Sale of Acquired Property		
Other Miscellaneous Revenues		698,945.66
	Total	11,870,304.85
Priar Years Surplus Apprapriated		500,000.00
REVENUES	TOTAL	12,370,304.85
Reserve For Uncollected Taxes		274,179.60
CAPITAL OUTLAY	TOTAL	650,459.60
Public Enterprises		41,215.73
Recreation—Culture		
Public Works		460,926.33
Buildings and Graunds		148,317.54
Library and Educatian		
Conservation		
All Other		

CAPITAL DEBT AUTHORIZED, DECEMBER 31, 1980

ISSUED AND UNISSUED	GROSS DEBT	NET DEBT
Schaal	456,822	
Self-liquidating	452,825	452,825
Other	2,591,435	2,591,435
Tatal	3,501,082	3,044,260

ISSUED AND OUTSTANDING	
Schaal	454,000.00
Self-Liquidating	347,500.00
Other	1,667,600.00
Tatal	2,469,100.00
EQUALIZED VALUATION BASIS FOR NET DEBT COMPUTATION	403,455,361

REAL PROPERTY VALUATIONS

Code	Class	# of Parcels	% VAL'N	ASSESSED VALUATION
1	Vacant Land	367	1.66	7,308,000.00
2	Residential	5276	66.19	291,969,500.00
3	Farm			
4a	Commercial	458	11.20	49,424,400.00
4b	Industrial	93	16.94	74,741,000.00
4c	Apartments	111	4.01	17,678,100.00
Total		6305		441,121,000.00

Land Area 2.10 Sq. Miles

Net Valuation Taxable-Municipal	444,072,356
Net Valuation Taxable-County	424,238,996
State Equalized Valuation	448,934,301
State Equalization Ratia	98.91

1980 PROPERTY TAX		
STATE EQUALIZED TAX RATE		
Local District Schaal Taxes	1.17	5,250,027.00
Regianal & Cansalidated School Tax		
Schaal Taxes in Municipal Budget	.03	130,108.40
Canty Taxes	.34	1,523,723.01
Canty Library Taxes		
Local Municipal Purpose Taxes	.42	1,869,211.45
Veteran & Senior Citizen Taxes		256,860.00
Tatal Taxes for Rate Computatian	1.96	9,069,929.86
Special District Taxes		
Bank Carp. Taxes		33,468.24
Added and Omitted Taxes		33,761.33
Tatal Taxes Levied - ABSTRACT		8,840,299.43
Tatal Taxes Billed		8,821,979.07
1980 TAXES COLLECTED		8,468,475.37
1980 Taxes Cancelled, Abated ar Adjusted		177,934.13
Transfer to Tax Title Liens or Foreclosed		19,156.00
Balance Outstanding Dec. 31, 1980		156,413.57
PRIOR YEARS TAXES OUTSTANDING		
Balance January 1, 1980		119,129.28
Collected in 1980		105,992.20
Cancelled, Abated or Adjusted 1980		
Transfers to Tax Title Liens or Fareclased		479.74
Balance December 31, 1980		12,657.34
TAX TITLE LIENS OUTSTANDING		
Balance January 1, 1980		69,289.74
Transfer From Taxes		21,346.00
Redeemed in 1980		10,066.21
Cancelled, Abated or Adjusted (1980)		
Transfers to Fareclosed Property		
Balance December 31, 1980		80,569.53
PROPERTY ACQUIRED BY DEED OR FORECLOSURE		
Balance January 1, 1980		106,970.00
Transfers From Taxes ar Liens		
Sale for Cash (1980)		
Cancelled Abated or Adjusted (1980)		
Balance December 31, 1980		106,970.00

CURRENT FINANCES DECEMBER 31, 1980 ASSETS	
Cash Dec. 31, 1980	971,845.79
Taxes Receivable	169,070.91
Tax Title Liens	80,569.53
Foreclosed Property	106,970.00
Emergencies & Other Deferred Charges	201,376.09
State and Federal Aid Receivable	13,632.40
Other Receivables	32,538.85
Total	1,576,003.57
LIABILITIES, RESERVES, AND SURPLUS	
Cash Liabilities	475,652.00
Reserves for Receivables	389,149.29
Surplus Dec. 31, 1980	711,202.28
Total	1,576,003.57

1980/3000

* ABOVE DEBT SERVICE INCLUDES TYPE I SCHOOL DEBT

2006

Population 1970 5,270
Population 1980 4,752
S & P Rating
Moody Rating

General Tax Rate Per $100. 3.53
State Equalized Tax Rate 2.66

GARWOOD BOROUGH — UNION CO.

Form of Government:
Borough Council
Number of Members on Governing Body 6

PER CAPITA:		PER CENT:	
Gross Debt [1]	334.90	Gross Debt	1.75
Net Debt	107.79	Net Debt	.56
Debt Service	13.60	Tax Levy Collected	98.40
Total Tax Levy	567.77	Tax Levy Cancelled, Abated or Adjusted	.05
Municipal Expenditures	294.22		

EXPENDITURES	
GENERAL GOVERNMENT	
Governing Body & Public Boards	
Municipal Clerk	
Financial Administration	7,000.00
Assessment of Taxes	11,400.00
Collection of Taxes	19,550.50
Planning, Housing & Development	9,675.00
Human Resources	2,670.00
Elections	2,000.00
General Administration (other)	114,190.50
JUDICIARY	
Municipal Courts	17,375.00
PUBLIC SAFETY	
Fire Protection	52,600.00
Police Protection	385,393.00
Civil Defense & Disaster Control	2,500.00
Environmental Inspection & Control	7,605.00
Other Public Safety	
PUBLIC WORKS	
Streets and Drainage	247,208.15
Sewers and Sewage Processing	101,191.00
Garbage and Trash Disposal	
Public Buildings and Grounds	26,155.00
Other Public Works	
HEALTH and WELFARE	
Health Services Except Environmental	24,807.00
Welfare-Public Assistance	3,800.00
Hospitals, Clinics, First Aid	
Animal, Insect, & Rodent Control	800.00
Other Welfare Services	
RECREATION and CONSERVATION	
Beaches and Boardwalks	
Parks, Playgrounds, Shade Trees	5,293.00
Land Reclamation & Conservation	
Other Recreational Services	15,875.00
EDUCATION (excluding schools)	
Libraries	20,239.30
Other Educational Services	
STATUTORY EXPENDITURES	
Pensions & F. I. C. A.	90,014.98
Employee Fringe Benefits	39,044.87
Other Statutory Expenditures	4,500.00
CETA And Other Public Employment Programs	
MUNICIPAL FUNCTIONS TOTAL	1,210,887.30
CAPITAL IMPROVEMENTS *MEMO*	10,000.00
DEBT SERVICE	
Principal Payments	40,000.00
Interest Payments	24,611.50
DEFERRED CHARGES	
SCHOOL, COUNTY, SPECIAL DISTRICT TAXES	2,077,249.13
RESERVE FOR UNCOLLECTED TAXES	122,614.70
EXPENDITURES TOTAL	3,475,362.63

REVENUES-REALIZED		
1980 Property Taxes Collected		2,652,708.07
1980 Payments in Lieu of Taxes		
Delinquent Tax & Lien Collections		34,215.83
Business Personalty Replacement Taxes		232,744.12
Taxes from Public Utilities		202,269.00
Other Miscellaneous Tax Revenues		
State Aid Revenues		46,195.15
Federal Aid Revenues		
State and Local Fiscal Assistance Act Utilized		45,619.00
Sale of Acquired Property		
Other Miscellaneous Revenues		202,647.81
	Total	3,416,398.98
Prior Years Surplus Appropriated		200,000.00
REVENUES	TOTAL	3,616,398.98
Reserve For Uncollected Taxes		122,614.70
CAPITAL OUTLAY	TOTAL	121,303.23
Public Enterprises		
Recreation—Culture		
Public Works		49,267.62
Buildings and Grounds		72,035.61
Library and Education		
Conservation		
All Other		

CAPITAL DEBT AUTHORIZED, DECEMBER 31, 1980

ISSUED AND UNISSUED	GROSS DEBT	NET DEBT
School	997,228	
Self-liquidating		
Other	594,227	512,227
Total	1,591,456	512,227
ISSUED AND OUTSTANDING		
School		997,228.74
Self-Liquidating		
Other		555,500.00
Total		1,552,728.74
EQUALIZED VALUATION BASIS FOR NET DEBT COMPUTATION		90,725,712

REAL PROPERTY VALUATIONS

Code	Class	# of Parcels	% VAL'N	ASSESSED VALUATION
1	Vacant Land	53	1.28	974,200.00
2	Residential	1218	64.41	48,898,300.00
3	Farm			
4a	Commercial	112	18.87	14,326,300.00
4b	Industrial	43	13.04	9,896,300.00
4c	Apartments	26	2.40	1,825,700.00
Total		1452		75,920,800.00

Land Area	.70 Sq. Miles	
Net Valuation Taxable-Municipal		76,377,200
Net Valuation Taxable-County		98,649,844
State Equalized Valuation		101,149,801
State Equalization Ratio		75.41

1980 PROPERTY TAX		
STATE EQUALIZED TAX RATE		
Local District School Taxes	.89	901,661.00
Regional & Consolidated School Tax	.68	687,786.67
School Taxes in Municipal Budget		
County Taxes	.48	487,801.46
County Library Taxes		
Local Municipal Purpose Taxes	.61	614,366.45
Veteran & Senior Citizen Taxes		53,230.00
Total Taxes for Rate Computation	2.66	2,744,845.58
Special District Taxes		
Bank Corp. Taxes		2,256.75
Added and Omitted Taxes		4,185.98
Total Taxes Levied - ABSTRACT		2,698,058.31
Total Taxes Billed		2,695,801.56
1980 TAXES COLLECTED		2,652,708.07
1980 Taxes Cancelled, Abated or Adjusted		1,309.90
Transfer to Tax Title Liens or Foreclosed		2,516.89
Balance Outstanding Dec. 31, 1980		39,266.70
PRIOR YEARS TAXES OUTSTANDING		
Balance January 1, 1980		38,766.85
Collected in 1980		34,215.83
Cancelled, Abated or Adjusted 1980		
Transfers to Tax Title Liens or Foreclosed		2,233.53
Balance December 31, 1980		2,317.49
TAX TITLE LIENS OUTSTANDING		
Balance January 1, 1980		2,544.08
Transfer From Taxes		5,115.40
Redeemed in 1980		
Cancelled, Abated or Adjusted (1980)		
Transfers to Foreclosed Property		
Balance December 31, 1980		7,659.48
PROPERTY ACQUIRED BY DEED OR FORECLOSURE		
Balance January 1, 1980		27,384.00
Transfers From Taxes or Liens		
Sale for Cash (1980)		
Cancelled, Abated or Adjusted (1980)		
Balance December 31, 1980		27,384.00

CURRENT FINANCES DECEMBER 31, 1980 ASSETS	
Cash Dec. 31, 1980	571,816.94
Taxes Receivable	41,584.19
Tax Title Liens	7,659.48
Foreclosed Property	27,384.00
Emergencies & Other Deferred Charges	
State and Federal Aid Receivable	
Other Receivables	13,056.54
Total	661,501.15
LIABILITIES, RESERVES, AND SURPLUS	
Cash Liabilities	153,404.90
Reserves for Receivables	89,684.21
Surplus Dec. 31, 1980	418,412.04
Total	661,501.15

3000

0413

Population 1970 2,640
Population 1980 2,510
S & P Rating
Moody Rating

Generol Tax Rate Per $100. 3.66
State Equolized Tax Rate 2.99

GIBBSBORO BOROUGH – CAMDEN CO.

Form of Government:
Borough Council
Number of Members on Governing Body 6

PER CAPITA:		PER CENT:	
Gross Debt	186.63	Gross Debt	1.37
Net Debt	34.81	Net Debt	.26
Debt Service	10.62	Tax Levy Collected	94.38
Total Tax Levy	452.00	Tax Levy Cancelled, Aboted or Adjusted	.73
Municipal Expenditures	189.16		

EXPENDITURES		REVENUES-REALIZED	
GENERAL GOVERNMENT			
Governing Body & Public Boards			
Municipal Clerk		1980 Property Taxes Collected	1,070,107.41
Finoncial Administration	15,495.00	1980 Payments in Lieu of Taxes	
Assessment of Taxes	6,160.00	Delinquent Tax & Lien Collections	48,890.33
Collection of Taxes	6,400.00	Business Personalty Replacement Taxes	58,586.48
Planning, Housing & Development	5,600.00	Taxes from Public Utilities	127,996.00
Human Resources	500.00	Other Miscellaneous Tox Revenues	
Elections	2,500.00	Stote Aid Revenues	22,404.36
General Administration (other)	73,236.00	Federol Aid Revenues	
JUDICIARY		State ond Locol Fiscol Assistonce Act Utilized	17,572.00
Municipal Courts	6,769.90	Sale of Acquired Property	
PUBLIC SAFETY		Other Miscelloneous Revenues	41,451.00
Fire Protection	17,995.00	Totol	1,387,007.58
Police Protection	55,144.22	Prior Years Surplus Appropriated	90,000.00
Civil Defense & Disoster Control	3,732.00	REVENUES TOTAL	1,477,007.58
Environmental Inspection & Control	7,161.30	Reserve For Uncollected Taxes	76,840.81
Other Public Safety		CAPITAL OUTLAY TOTAL	
PUBLIC WORKS			
Streets ond Drainage	64,000.00	Public Enterprises	
Sewers and Sewage Processing		Recreation—Culture	
Garbage ond Trash Disposal	34,127.00	Public Works	
Public Buildings and Grounds	25,000.00	Buildings ond Grounds	
Other Public Works		Library and Educotion	
HEALTH ond WELFARE		Conservotion	
Health Services Except Environmental	800.00	All Other	
Welfare-Public Assistance	2,652.00	CAPITAL DEBT AUTHORIZED, DECEMBER 31, 1980	
Hospitals, Clinics, First Aid		ISSUED AND UNISSUED — GROSS DEBT — NET DEBT	
Animal, Insect, & Rodent Control	200.00	School 381,081	
Other Welfare Services		Self-liquidoting	
RECREATION and CONSERVATION		Other 87,372 — 87,372	
Beoches ond Boordwolks		Total 468,453 — 87,372	
Porks, Playgrounds, Shade Trees	4,800.00		
Land Reclamotion & Conservation	800.00	ISSUED AND OUTSTANDING	
Other Recreational Services	10,400.00	School	381,081.17
EDUCATION (excluding schools)		Self-Liquidating	
Libraries	9,632.00	Other	84,000.00
Other Educational Services		Totol	465,081.17
STATUTORY EXPENDITURES		EQUALIZED VALUATION BASIS FOR NET DEBT COMPUTATION	34,079,751
Pensions & F. I. C. A.	9,009.41	REAL PROPERTY VALUATIONS	
Employee Fringe Benefits			
Other Statutory Expenditures	755.00		
CETA And Other Public Employment Programs			
MUNICIPAL FUNCTIONS TOTAL	362,868.83		
CAPITAL IMPROVEMENTS *MEMO*	5,000.00		
DEBT SERVICE			
Principal Payments	20,500.00		
Interest Payments	6,165.50		
DEFERRED CHARGES	8,426.97		
SCHOOL, COUNTY, SPECIAL DISTRICT TAXES	969,785.02		
RESERVE FOR UNCOLLECTED TAXES	76,840.81		
EXPENDITURES TOTAL	1,444,587.13		

Code	Class	# of Porcels	% VAL'N	ASSESSED VALUATION
1	Vocant Land	182	10.98	3,299,800.00
2	Residential	695	76.33	22,936,700.00
3	Farm	3	.30	88,400.00
4a	Commerciol	33	7.90	2,373,800.00
4b	Industriol	6	4.30	1,293,200.00
4c	Apartments	1	.19	55,600.00
Total		920		30,047,500.00

Land Area 2.16 Sq. Miles

Net Valuation Taxable-Municipal	30,718,997
Net Valuation Taxable-County	35,926,679
State Equalized Valuation	37,346,097
State Equalization Ratio	81.93

1980 PROPERTY TAX		
STATE EQUALIZED TAX RATE →		
Local District School Taxes	.85	318,018.50
Regionol & Consolidated School Tax	.61	229,760.95
School Taxes in Municipal Budget		
County Taxes	1.10	* 412,938.71
County Library Taxes	.02	9,066.86
Local Municipal Purpose Taxes	.41	154,100.00
Veteron & Seniar Citizen Taxes		22,400.00
Total Taxes for Rate Computation	2.99	1,146,285.02
Special District Taxes		
Bonk Corp. Taxes		820.98
Added and Omitted Taxes		9,817.14
Total Taxes Levied - ABSTRACT		1,134,523.14
Total Taxes Billed		1,133,825.83
1980 TAXES COLLECTED		1,070,107.41
1980 Toxes Concelled, Abated or Adjusted		8,324.60
Transfer to Tax Title Liens or Foreclosed		3,849.27
Bolance Outstanding Dec. 31, 1980		51,544.55
PRIOR YEARS TAXES OUTSTANDING		
Balance January 1, 1980		51,814.77
Collected in 1980		49,015.00
Cancelled, Abated or Adjusted 1980		2,780.92
Transfers to Tox Title Liens or Foreclosed		
Bolance December 31, 1980		18.85
TAX TITLE LIENS OUTSTANDING		
Balance January 1, 1980		13,632.81
Transfer From Toxes		3,849.27
Redeemed in 1980		122.45
Cancelled, Abated or Adjusted (1980)		
Transfers to Foreclosed Property		
Balance December 31, 1980		17,359.63
PROPERTY ACQUIRED BY DEED OR FORECLOSURE		
Balance January 1, 1980		10,206.00
Transfers From Taxes or Liens		
Sale for Cash (1980)		
Cancelled, Abated or Adjusted (1980)		
Balance December 31, 1980		10,206.00
CURRENT FINANCES DECEMBER 31, 1980		
ASSETS		
Cash Dec. 31, 1980		365,499.55
Taxes Receivable		51,563.40
Tax Title Liens		17,359.63
Foreclosed Property		10,206.00
Emergencies & Other Deferred Chorges		6,690.16
Stote ond Federal Aid Receivoble		
Other Receivables		3,806.19
Totol		455,124.93
LIABILITIES, RESERVES, AND SURPLUS		
Cash Liabilities		229,085.79
Reserves for Receivobles		226,039.14
Surplus Dec. 31, 1980		
Total		455,124.93

1980/3000

*Includes County Health Service Taxes or County Vocational School Taxes. See Table 13, pgs. 675, 676.

0806

Populatian 1970 12,970
Populatian 1980 14,574
S & P Roting
Maody Roting

General Tax Rote Per $100. 3.02
Stote Equalized Tax Rate 2.86

GLASSBORO BOROUGH — GLOUCESTER CO.

Form of Government:
Borough Council
Number of Members on Governing Body 6

PER CAPITA:		PER CENT:	
Grass Debt	316.42	Gross Debt	2.80
Net Debt	111.25	Net Debt	.98
Debt Service	8.64	Tax Levy Collected	93.76
Totol Tax Levy	377.39	Tax Levy Cancelled, Abated or Adjusted	1.07
Municipal Expenditures	224.71		

EXPENDITURES	
GENERAL GOVERNMENT	
Governing Body & Public Boords	10,570.00
Municipal Clerk	40,450.00
Financial Administration	11,880.00
Assessment of Taxes	38,580.00
Collection of Taxes	33,372.00
Planning, Housing & Develapment	16,600.00
Human Resources	55,025.00
Elections	5,400.00
General Administratian (ather)	216,631.78
JUDICIARY	
Municipal Courts	40,350.00
PUBLIC SAFETY	
Fire Pratectian	66,150.00
Police Pratectian	709,323.00
Civil Defense & Disaster Control	500.00
Enviranmentol Inspection & Cantrol	40,100.00
Other Public Safety	
PUBLIC WORKS	
Streets and Droinage	471,918.00
Sewers and Sewage Processing	
Garbage and Trash Dispasal	108,300.00
Public Buildings and Grounds	77,700.00
Other Public Warks	30,000.00
HEALTH and WELFARE	
Health Services Except Environmentol	40,065.00
Welfare-Public Assistonce	12,050.00
Hospitals, Clinics, First Aid	
Animal, Insect, & Rodent Control	2,500.00
Other Welfare Services	
RECREATION and CONSERVATION	
Beaches and Boardwalks	
Parks, Playgrounds, Shade Trees	91,250.00
Land Reclamation & Conservatian	2,000.00
Other Recreationol Services	2,600.00
EDUCATION (excluding schools)	
Libraries	50,500.00
Other Educatianol Services	
STATUTORY EXPENDITURES	
Pensians & F. I. C. A.	179,500.00
Employee Fringe Benefits	82,500.00
Other Statutory Expenditures	14,500.00
CETA And Other Public Emplayment Pragroms	189,775.60
MUNICIPAL FUNCTIONS TOTAL	2,640,120.38
CAPITAL IMPROVEMENTS *MEMO*	12,000.00
DEBT SERVICE	
Principal Payments	55,000.00
Interest Payments	70,877.78
DEFERRED CHARGES	117,536.87
SCHOOL, COUNTY, SPECIAL DISTRICT TAXES	4,177,272.38
RESERVE FOR UNCOLLECTED TAXES	391,319.74
EXPENDITURES TOTAL	7,452,127.15

REVENUES-REALIZED		
1980 Property Taxes Collected		5,149,555.86
1980 Payments in Lieu of Taxes		
Delinquent Tax & Lien Collections		168,948.45
Business Persanolty Replacement Taxes		245,854.92
Taxes from Public Utilities		702,154.00
Other Miscellaneous Tax Revenues		
State Aid Revenues		391,798.50
Federal Aid Revenues		152,792.52
State and Local Fiscal Assistance Act Utilized		187,695.50
Sale af Acquired Praperty		
Other Miscellaneous Revenues		193,219.79
	Totol	7,192,019.54
Priar Years Surplus Appropriated		32,041.73
REVENUES	TOTAL	7,224,061.27
Reserve For Uncallected Taxes		391,319.74
CAPITAL OUTLAY	TOTAL	682,037.55
Public Enterprises		
Recreation—Culture		
Public Warks		
Buildings and Graunds		682,037.55
Library and Education		
Conservatian		
All Other		

CAPITAL DEBT AUTHORIZED, DECEMBER 31, 1980

ISSUED AND UNISSUED	GROSS DEBT	NET DEBT
School	1,714,000	
Self-liquidating	1,276,100	
Other	1,621,400	1,621,400
Total	4,611,500	1,621,400

ISSUED AND OUTSTANDING	
Schaal	1,714,000.00
Self-Liquidating	1,245,000.00
Other	1,463,100.00
Totol	4,422,100.00
EQUALIZED VALUATION BASIS FOR NET DEBT COMPUTATION	164,851,279

REAL PROPERTY VALUATIONS

Code	Closs	# of Porcels	% VAL'N	ASSESSED VALUATION
1	Vocont Lond	756	3.37	5,917,100.00
2	Residentiol	2752	58.88	103,514,500.00
3	Farm	107	2.52	4,427,600.00
4a	Commercial	233	19.42	34,145,300.00
4b	Industrial	17	6.11	10,742,800.00
4c	Apartments	30	9.70	17,043,800.00
Total		3895		175,791,100.00

Land Area	9.37 Sq. Miles
Net Valuation Taxable-Municipal	181,405,569
Net Valuation Taxable-County	175,110,070
State Equalized Valuation	191,134,179
State Equalization Ratio	94.77

1980 PROPERTY TAX		
STATE EQUALIZED TAX RATE		
Local District School Taxes	1.61	3,089,432.00
Regional & Consolidated School Tax		
School Taxes in Municipal Budget		
County Taxes	.56	1,062,733.59
County Library Taxes	.01	25,106.79
Local Municipal Purpose Taxes	.67	1,288,250.05
Veteran & Senior Citizen Taxes		83,410.00
Total Taxes for Rate Computation	2.85	5,548,932.43
Special District Taxes		
Bank Corp. Taxes		7,621.92
Added and Omitted Taxes		26,985.50
Total Taxes Levied - ABSTRACT		5,500,129.85
Total Taxes Billed		5,492,507.93
1980 TAXES COLLECTED		5,149,555.86
1980 Taxes Cancelled, Abated ar Adjusted		58,574.41
Transfer to Tax Title Liens ar Fareclased		16,788.94
Balance Outstanding Dec. 31, 1980		267,588.72
PRIOR YEARS TAXES OUTSTANDING		
Balance Janvary 1, 1980		161,204.72
Collected in 1980		134,248.14
Concelled, Abated ar Adjusted 1980		15,136.26
Transfers ta Tax Title Liens ar Faretlased		9,581.08
Balance December 31, 1980		2,239.24
TAX TITLE LIENS OUTSTANDING		
Balance January 1, 1980		39,778.49
Transfer Fram Taxes		25,409.37
Redeemed in 1980		34,700.31
Cancelled, Aboted or Adjusted (1980)		
Transfers ta Fareclased Praperty		3,216.37
Balance December 31, 1980		27,271.18
PROPERTY ACQUIRED BY DEED OR FORECLOSURE		
Balance January 1, 1980		570,188.47
Transfers Fram Taxes or Liens		3,216.37
Sale for Cash (1980)		
Cancelled, Abated ar Adjusted (1980)		
Balance December 31, 1980		573,404.84

CURRENT FINANCES DECEMBER 31, 1980	
ASSETS	
Cash Dec. 31, 1980	746,534.17
Taxes Receivable	269,827.96
Tax Title Liens	27,271.18
Fareclased Property	573,404.84
Emergencies & Other Deferred Charges	45,000.00
State and Federal Aid Receivable	775.21
Other Receivables	6,527.42
Total	1,669,340.78
LIABILITIES, RESERVES, AND SURPLUS	
Cash Liabilities	452,087.27
Reserves far Receivables	877,031.40
Surplus Dec. 31, 1980	340,222.11
Total	1,669,340.78

1012

Population 1970 675
Population 1980 834
S & P Rating
Moody Rating

General Tax Rate Per $100. 3.43
State Equalized Tax Rate 2.17

GLEN GARDNER BOROUGH — HUNTERDON CO

Form of Government:
Borough Council
Number of Members on Governing Body 6

PER CAPITA:		PER CENT:	
Gross Debt	258.70	Gross Debt	2.03
Net Debt	111.57	Net Debt	.88
Debt Service	7.75	Tax Levy Collected	88.02
Totol Tax Levy	352.50	Tax Levy Concelled, Aboted or Adjusted	.64
Municipal Expenditures	213.40		

EXPENDITURES	
GENERAL GOVERNMENT	
Governing Body & Public Boards	
Municipal Clerk	
Financial Administration	6,740.00
Assessment of Taxes	2,500.00
Collection of Taxes	4,200.00
Planning, Housing & Development	2,290.00
Human Resources	
Elections	
General Administrotion (other)	36,733.00
JUDICIARY	
Municipal Courts	5,390.00
PUBLIC SAFETY	
Fire Protection	5,520.00
Police Protection	3,100.00
Civil Defense & Disoster Control	100.00
Environmental Inspection & Control	
Other Public Sofety	
PUBLIC WORKS	
Streets ond Droinage	34,215.00
Sewers and Sewage Processing	1,500.00
Garbage ond Trash Disposol	16,092.75
Public Buildings ond Grounds	7,425.00
Other Public Works	
HEALTH and WELFARE	
Health Services Except Environmental	457.00
Welfore-Public Assistonce	635.00
Hospitols, Clinics, First Aid	
Animol, Insect, & Rodent Control	
Other Welfore Services	
RECREATION and CONSERVATION	
Beoches and Boardwalks	
Parks, Playgrounds, Shode Trees	
Lond Reclomotion & Conservotion	35.00
Other Recreotional Services	1,175.00
EDUCATION (excluding schools)	
Librories	
Other Educotionol Services	
STATUTORY EXPENDITURES	
Pensions & F. I. C. A.	3,889.00
Employee Fringe Benefits	
Other Stotutory Expenditures	600.00
CETA And Other Public Employment Progroms	
MUNICIPAL FUNCTIONS TOTAL	132,596.75
CAPITAL IMPROVEMENTS *MEMO*	18,755.05
DEBT SERVICE	
Principol Poyments	5,000.00
Interest Poyments	1,462.50
DEFERRED CHARGES	1,242.95
SCHOOL, COUNTY, SPECIAL DISTRICT TAXES	261,460.02
RESERVE FOR UNCOLLECTED TAXES	37,669.68
EXPENDITURES TOTAL	439,421.90

REVENUES-REALIZED		
1980 Property Toxes Collected		257,321.90
1980 Payments in Lieu of Taxes		
Delinquent Tox & Lien Collections		29,967.83
Business Personolty Replocement Taxes		6,239.92
Taxes from Public Utilities		20,820.00
Other Miscelloneous Tax Revenues		
Stote Aid Revenues		6,893.94
Federol Aid Revenues		
State ond Locol Fiscal Assistonce Act Utilized		10,000.00
Sale of Acquired Property		
Other Miscellaneous Revenues		31,894.63
	Totol	363,138.22
Prior Yeors Surplus Appropriated		74,000.00
REVENUES	TOTAL	437,138.22
Reserve For Uncollected Taxes		37,669.68
CAPITAL OUTLAY	TOTAL	65,513.40
Public Enterprises		
Recreotion—Culture		
Public Works		19,000.00
Buildings and Grounds		46,513.40
Librory ond Educotion		
Conservotion		
All Other		

CAPITAL DEBT AUTHORIZED, DECEMBER 31, 1980

ISSUED AND UNISSUED	GROSS DEBT	NET DEBT
School	103,708	
Self-liquidating	19,000	
Other	93,050	93,050
Totol	215,758	93,050

ISSUED AND OUTSTANDING	
School	102,708.24
Self-Liquidating	19,000.00
Other	38,050.00
Total	160,758.24
EQUALIZED VALUATION BASIS FOR NET DEBT COMPUTATION	10,631,563

REAL PROPERTY VALUATIONS

Code	Closs	# of Porcels	% VAL'N	ASSESSED VALUATION
1	Vacont Lond	59	6.23	519,972.00
2	Residentiol	225	77.02	6,424,940.00
3	Form	31	5.67	472,752.00
4a	Commerciol	15	8.75	729,850.00
4b	Industriol	1	1.27	106,250.00
4c	Aportments	2	1.05	87,650.00
Totol		333		8,341,414.00

Lond Area	1.46 Sq. Miles
Net Voluation Toxable-Municipal	8,522,891
Net Voluotion Toxable-County	10,436,593
State Equolized Voluotion	13,332,386
Stote Equolization Rotio	63.43

1980 PROPERTY TAX		
STATE EQUALIZED TAX RATE		
Locol District School Taxes	.96	129,134.00
Regional & Consolidoted School Tax	.65	86,917.20
School Taxes in Municipal Budget		
County Toxes	.32	42,912.97
County Library Taxes	.02	2,495.85
Locol Municipol Purpose Taxes	.23	30,766.79
Veteron & Senior Citizen Taxes		5,730.00
Total Taxes for Rate Computotion	2.18	297,956.81
Speciol District Taxes		
Bonk Corp. Taxes		1,759.48
Added ond Omitted Taxes		
Total Taxes Levied - ABSTRACT		293,986.29
Totol Taxes Billed		292,335.85
1980 TAXES COLLECTED		257,321.90
1980 Toxes Concelled, Abated or Adjusted		1,865.93
Transfer to Tox Title Liens or Foreclosed		2,822.91
Bolonce Outstanding Dec. 31, 1980		30,325.11

PRIOR YEARS TAXES OUTSTANDING	
Bolonce Jonuory 1, 1980	30,845.23
Collected in 1980	29,026.03
Concelled, Aboted or Adjusted 1980	272.81
Transfers to Tox Title Liens or Foreclosed	338.87
Bolonce December 31, 1980	1,207.52
TAX TITLE LIENS OUTSTANDING	
Bolonce Jonuory 1, 1980	11,974.98
Transfer From Toxes	3,249.26
Redeemed in 1980	941.80
Concelled, Aboted or Adjusted (1980)	158.33
Transfers to Foreclosed Property	
Bolonce December 31, 1980	14,124.11
PROPERTY ACQUIRED BY DEED OR FORECLOSURE	
Bolonce Jonuory 1, 1980	31,800.00
Transfers From Taxes or Liens	
Sale for Cash (1980)	
Concelled, Abated or Adjusted (1980)	
Bolonce December 31, 1980	31,800.00

CURRENT FINANCES DECEMBER 31, 1980 ASSETS	
Cash Dec. 31, 1980	178,242.51
Toxes Receivoble	31,532.63
Tox Title Liens	14,124.11
Foreclosed Property	31,800.00
Emergencies & Other Deferred Chorges	8,376.25
State ond Federol Aid Receivoble	130.83
Other Receivobles	3,242.01
Total	267,448.34
LIABILITIES, RESERVES, AND SURPLUS	
Cosh Liobilities	148,610.51
Reserves for Receivobles	80,698.75
Surplus Dec. 31, 1980	38,139.08
Total	267,448.34

0708

Population 1970 8,520
Population 1980 7,855
S & P Rating
Moody Rating

General Tax Rate Per $100. 8.50
State Equalized Tax Rate 3.97

GLEN RIDGE BOROUGH – ESSEX CO.

Form of Government:
Borough Council
Number of Members on Governing Body 6

PER CAPITA:
Gross Debt 207.77
Net Debt
Debt Service
Total Tax Levy 879.94
Municipal Expenditures 326.70

PER CENT:
Gross Debt 1.11
Net Debt
Tax Levy Collected 99.24
Tax Levy Cancelled, Abated or Adjusted .02

EXPENDITURES	
GENERAL GOVERNMENT	
Governing Body & Public Boards	
Municipal Clerk	
Financial Administration	19,514.00
Assessment of Taxes	12,095.00
Collection of Taxes	27,394.00
Planning, Housing & Development	1,850.00
Human Resources	
Elections	1,725.00
General Administration (other)	177,594.00
JUDICIARY	
Municipal Courts	20,518.00
PUBLIC SAFETY	
Fire Protection	241,498.96
Police Protection	689,117.00
Civil Defense & Disaster Control	
Environmental Inspection & Control	14,813.04
Other Public Safety	
PUBLIC WORKS	
Streets and Drainage	304,020.00
Sewers and Sewage Processing	79,032.00
Garbage and Trash Disposal	240,350.00
Public Buildings and Grounds	52,099.00
Other Public Works	
HEALTH and WELFARE	
Health Services Except Environmental	17,122.00
Welfare-Public Assistance	2,265.00
Hospitals, Clinics, First Aid	
Animal, Insect, & Rodent Control	
Other Welfare Services	
RECREATION and CONSERVATION	
Beaches and Boardwalks	
Parks, Playgrounds, Shade Trees	85,436.00
Land Reclamation & Conservation	
Other Recreational Services	44,904.00
EDUCATION (excluding schools)	
Libraries	93,500.00
Other Educational Services	
STATUTORY EXPENDITURES	
Pensions & F. I. C. A.	254,480.81
Employee Fringe Benefits	49,100.00
Other Statutory Expenditures	
CETA And Other Public Employment Programs	
MUNICIPAL FUNCTIONS TOTAL	2,428,427.81
CAPITAL IMPROVEMENTS *MEMO*	72,628.00
DEBT SERVICE	
Principal Payments	
Interest Payments	
DEFERRED CHARGES	32,551.00
SCHOOL, COUNTY, SPECIAL DISTRICT TAXES	5,180,567.12
RESERVE FOR UNCOLLECTED TAXES	105,237.63
EXPENDITURES TOTAL	7,746,783.56

REVENUES-REALIZED		
1980 Property Taxes Collected		6,852,961.68
1980 Payments in Lieu of Taxes		
Delinquent Tax & Lien Collections		51,020.35
Business Personalty Replacement Taxes		42,030.28
Taxes from Public Utilities		219,033.00
Other Miscellaneous Tax Revenues		
State Aid Revenues		68,892.57
Federal Aid Revenues		
State and Local Fiscal Assistance Act Utilized		34,479.95
Sale of Acquired Property		
Other Miscellaneous Revenues		345,689.42
	Total	7,614,107.25
Prior Years Surplus Appropriated		210,000.00
REVENUES	TOTAL	7,824,107.25
Reserve For Uncollected Taxes		105,237.63
CAPITAL OUTLAY	TOTAL	65,045.34
Public Enterprises		23,186.90
Recreation—Culture		
Public Works		39,112.44
Buildings and Grounds		2,746.00
Library and Education		
Conservation		
All Other		

CAPITAL DEBT AUTHORIZED, DECEMBER 31, 1980

ISSUED AND UNISSUED	GROSS DEBT	NET DEBT
School	1,632,000	
Self-liquidating		
Other		
Total	1,632,000	

ISSUED AND OUTSTANDING	
School	1,632,000.00
Self-Liquidating	
Other	
Total	1,632,000.00
EQUALIZED VALUATION BASIS FOR NET DEBT COMPUTATION	146,998,673

REAL PROPERTY VALUATIONS

Code	Class	# of Parcels	% VAL'N	ASSESSED VALUATION
1	Vacant Land	21	.26	212,400.00
2	Residential	2174	90.22	72,568,000.00
3	Farm			
4a	Commercial	14	5.67	4,561,800.00
4b	Industrial	1	.19	149,800.00
4c	Apartments	2	3.66	2,945,700.00
Total		2212		80,437,700.00

Land Area 1.30 Sq. Miles

Net Valuation Taxable-Municipal	81,077,500
Net Valuation Taxable-County	145,035,531
State Equalized Valuation	172,766,060
State Equalization Ratio	46.74

1980 PROPERTY TAX		
STATE EQUALIZED TAX RATE		
Local District School Taxes	1.91	3,304,536.85
Regional & Consolidated School Tax		
School Taxes in Municipal Budget		
County Taxes	1.08	1,876,030.27
County Library Taxes		
Local Municipal Purpose Taxes	.99	1,709,557.92
Veteran & Senior Citizen Taxes		44,800.00
Total Taxes for Rate Computation	3.98	6,934,925.04
Special District Taxes		
Bank Corp. Taxes		7,718.48
Added and Omitted Taxes		14,110.00
Total Taxes Levied - ABSTRACT		6,911,953.52
Total Taxes Billed		6,905,697.50
1980 TAXES COLLECTED		6,852,961.68
1980 Taxes Cancelled, Abated or Adjusted		1,457.75
Transfer to Tax Title Liens or Foreclosed		5,193.50
Balance Outstanding Dec. 31, 1980		46,084.57
PRIOR YEARS TAXES OUTSTANDING		
Balance January 1, 1980		46,736.26
Collected in 1980		43,208.98
Cancelled, Abated or Adjusted 1980		
Transfers to Tax Title Liens or Foreclosed		3,527.28
Balance December 31, 1980		
TAX TITLE LIENS OUTSTANDING		
Balance January 1, 1980		26,556.94
Transfer From Taxes		9,304.72
Redeemed in 1980		7,811.37
Cancelled, Abated or Adjusted (1980)		
Transfers to Foreclosed Property		
Balance December 31, 1980		28,050.29
PROPERTY ACQUIRED BY DEED OR FORECLOSURE		
Balance January 1, 1980		410.00
Transfers From Taxes or Liens		
Sale for Cash (1980)		
Cancelled, Abated or Adjusted (1980)		
Balance December 31, 1980		410.00

CURRENT FINANCES DECEMBER 31, 1980	
ASSETS	
Cash Dec. 31, 1980	1,566,516.72
Taxes Receivable	46,084.57
Tax Title Liens	28,050.29
Foreclosed Property	410.00
Emergencies & Other Deferred Charges	
State and Federal Aid Receivable	
Other Receivables	34,804.13
Total	1,675,865.71
LIABILITIES, RESERVES, AND SURPLUS	
Cash Liabilities	1,407,523.77
Reserves for Receivables	109,348.99
Surplus Dec. 31, 1980	158,992.95
Total	1,675,865.71

0222

Population 1970 13,015
Population 1980 11,497
S & P Rating
Moody Rating A-1

General Tax Rate Per $100. 3.40
State Equalized Tax Rate 2.56

GLEN ROCK BOROUGH – BERGEN CO.

Form of Government:
Borough Council
Number of Members on Governing Body 6

PER CAPITA:		PER CENT:	
Gross Debt	417.67	Gross Debt	1.54
Net Debt	269.92	Net Debt	.99
Debt Service	38.32	Tax Levy Collected	99.07
Total Tax Levy	798.95	Tax Levy Cancelled, Abated or Adjusted	.08
Municipal Expenditures	337.48		

EXPENDITURES	
GENERAL GOVERNMENT	
Governing Body & Public Boards	
Municipal Clerk	
Financial Administration	10,500.00
Assessment of Taxes	10,452.00
Collection of Taxes	17,554.00
Planning, Housing & Development	7,215.00
Human Resources	8,658.00
Elections	2,244.00
General Administration (other)	377,845.00
JUDICIARY	
Municipal Courts	25,027.00
PUBLIC SAFETY	
Fire Protection	77,972.00
Police Protection	654,012.00
Civil Defense & Disaster Control	1,563.00
Environmental Inspection & Control	42,117.00
Other Public Safety	
PUBLIC WORKS	
Streets and Drainage	411,588.00
Sewers and Sewage Processing	153,040.00
Garbage and Trash Disposal	304,490.00
Public Buildings and Grounds	46,519.00
Other Public Works	56,355.00
HEALTH and WELFARE	
Health Services Except Environmental	43,602.00
Welfare-Public Assistance	3,800.00
Hospitals, Clinics, First Aid	
Animal, Insect, & Rodent Control	
Other Welfare Services	
RECREATION and CONSERVATION	
Beaches and Boardwalks	
Parks, Playgrounds, Shade Trees	80,700.00
Land Reclamation & Conservation	
Other Recreational Services	100,420.00
EDUCATION (excluding schools)	
Libraries	176,646.00
Other Educational Services	
STATUTORY EXPENDITURES	
Pensions & F. I. C. A.	225,726.00
Employee Fringe Benefits	68,000.00
Other Statutory Expenditures	5,000.00
CETA And Other Public Employment Programs	
MUNICIPAL FUNCTIONS TOTAL	2,911,045.00
CAPITAL IMPROVEMENTS *MEMO*	27,000.14
DEBT SERVICE	
Principal Payments	275,000.00
Interest Payments	165,568.56
DEFERRED CHARGES	69,740.91
SCHOOL, COUNTY, SPECIAL DISTRICT TAXES	6,893,849.38
RESERVE FOR UNCOLLECTED TAXES	458,661.00
EXPENDITURES TOTAL	10,773,864.85

REVENUES-REALIZED	
1980 Property Taxes Collected	9,106,946.65
1980 Payments in Lieu of Taxes	
Delinquent Tax & Lien Collections	58,410.99
Business Personalty Replacement Taxes	103,793.80
Taxes from Public Utilities	506,770.00
Other Miscellaneous Tax Revenues	
State Aid Revenues	101,645.48
Federal Aid Revenues	
State and Local Fiscal Assistance Act Utilized	71,200.14
Sale of Acquired Property	32,500.00
Other Miscellaneous Revenues	383,707.67
Total	10,364,974.73
Prior Years Surplus Appropriated	550,000.00
REVENUES TOTAL	10,914,974.73
Reserve For Uncollected Taxes	458,661.00
CAPITAL OUTLAY TOTAL	748,227.71
Public Enterprises	
Recreation—Culture	299,108.87
Public Works	405,717.33
Buildings and Grounds	43,401.51
Library and Education	
Conservation	
All Other	

CAPITAL DEBT AUTHORIZED, DECEMBER 31, 1980

ISSUED AND UNISSUED	GROSS DEBT	NET DEBT
School	1,668,000	
Self-liquidating		
Other	3,133,950	3,103,269
Total	4,801,950	3,103,269

ISSUED AND OUTSTANDING	
School	1,668,000.00
Self-Liquidating	
Other	2,689,355.00
Total	4,357,355.00
EQUALIZED VALUATION BASIS FOR NET DEBT COMPUTATION	311,900,135

REAL PROPERTY VALUATIONS

Code	Class	# of Parcels	% VAL'N	ASSESSED VALUATION
1	Vacant Land	132	.60	1,595,300.00
2	Residential	3703	88.96	237,682,400.00
3	Farm	1	.04	96,045.00
4a	Commercial	93	7.43	19,861,300.00
4b	Industrial	5	2.98	7,951,000.00
4c	Apartments			
Total		3934		267,186,045.00

Land Area 2.80 Sq. Miles

Net Valuation Taxable-Municipal	268,639,601
Net Valuation Taxable-County	318,319,264
State Equalized Valuation	355,397,444
State Equalization Ratio	75.49

1980 PROPERTY TAX		
STATE EQUALIZED TAX RATE		
Local District School Taxes	1.61	5,736,520.75
Regional & Consolidated School Tax		
School Taxes in Municipal Budget		
County Taxes	.33	1,157,328.63
County Library Taxes		
Local Municipal Purpose Taxes	.62	2,217,179.00
Veteran & Senior Citizen Taxes		86,990.00
Total Taxes for Rate Computation	2.56	9,198,018.38
Special District Taxes		
Bank Corp. Taxes		15,744.79
Added and Omitted Taxes		58,756.56
Total Taxes Levied - ABSTRACT		9,185,529.73
Total Taxes Billed		9,192,503.00
1980 TAXES COLLECTED		9,106,946.65
1980 Taxes Cancelled, Abated or Adjusted		7,155.30
Transfer to Tax Title Liens or Foreclosed		7,446.00
Balance Outstanding Dec. 31, 1980		70,955.05
PRIOR YEARS TAXES OUTSTANDING		
Balance January 1, 1980		62,072.39
Collected in 1980		58,410.99
Cancelled, Abated or Adjusted 1980		
Transfers to Tax Title Liens or Foreclosed		3,653.17
Balance December 31, 1980		8.23
TAX TITLE LIENS OUTSTANDING		
Balance January 1, 1980		2,152.44
Transfer From Taxes		11,492.35
Redeemed in 1980		
Cancelled, Abated or Adjusted (1980)		
Transfers to Foreclosed Property		
Balance December 31, 1980		13,644.79
PROPERTY ACQUIRED BY DEED OR FORECLOSURE		
Balance January 1, 1980		163,600.00
Transfers From Taxes or Liens		
Sale for Cash (1980)		
Cancelled, Abated or Adjusted (1980)		
Balance December 31, 1980		163,600.00
CURRENT FINANCES DECEMBER 31, 1980		
ASSETS		
Cash Dec. 31, 1980		1,238,897.61
Taxes Receivable		70,963.28
Tax Title Liens		13,644.79
Foreclosed Property		163,600.00
Emergencies & Other Deferred Charges		16,000.00
State and Federal Aid Receivable		1,005.34
Other Receivables		1,381.20
Total		1,505,492.22
LIABILITIES, RESERVES, AND SURPLUS		
Cash Liabilities		339,706.64
Reserves for Receivables		249,589.27
Surplus Dec. 31, 1980		916,196.31
Total		1,505,492.22

0414

Population 1970 14,735
Population 1980 13,121
S & P Roting
Moody Roting

General Tax Rate Per $100. 3.09
Stote Equalized Tax Rate 2.83

GLOUCESTER CITY – CAMDEN CO.

Form of Government:
Special Charter (P.L. 1868 c.44)
Number of Members on Governing Body 7

PER CAPITA:		PER CENT:	
Gross Debt	146.05	Gross Debt	1.48
Net Debt	33.10	Net Debt	.33
Debt Service		Tox Levy Collected	84.38
Total Tox Levy	307.77	Tax Levy Concelled, Abated or Adjusted	.71
Municipol Expenditures	249.18		

EXPENDITURES	
GENERAL GOVERNMENT	
Governing Body & Public Boords	
Municipol Clerk	
Financial Administration	61,009.00
Assessment of Taxes	13,954.00
Collection of Toxes	19,893.00
Planning, Housing & Development	6,090.00
Human Resources	
Elections	14,290.00
General Administrotion (other)	234,045.22
JUDICIARY	
Municipol Courts	36,008.00
PUBLIC SAFETY	
Fire Protection	312,142.50
Police Protection	605,659.05
Civil Defense & Disaster Control	700.00
Environmental Inspection & Control	31,608.00
Other Public Safety	
PUBLIC WORKS	
Streets and Droinage	444,783.41
Sewers and Sewoge Processing	
Garbage and Trosh Disposol	35,100.00
Public Buildings ond Grounds	124,302.00
Other Public Works	69,000.00
HEALTH ond WELFARE	
Heolth Services Except Environmental	15,800.00
Welfare-Public Assistance	10,600.00
Hospitols, Clinics, First Aid	
Animal, Insect, & Rodent Control	3,600.00
Other Welfore Services	
RECREATION ond CONSERVATION	
Beoches ond Boordwolks	
Porks, Ploygrounds, Shode Trees	63,526.00
Lond Reclomotion & Conservation	
Other Recreotionol Services	9,000.00
EDUCATION (excluding schools)	
Librories	126,520.00
Other Educotionol Services	
STATUTORY EXPENDITURES	
Pensions & F. I. C. A.	236,914.69
Employee Fringe Benefits	75,000.00
Other Statutory Expenditures	6,900.00
CETA And Other Public Employment Programs	15,485.00
MUNICIPAL FUNCTIONS TOTAL	2,571,929.87
CAPITAL IMPROVEMENTS *MEMO*	
DEBT SERVICE	
Principol Payments	
Interest Payments	
DEFERRED CHARGES	11,200.00
SCHOOL, COUNTY, SPECIAL DISTRICT TAXES	3,642,735.35
RESERVE FOR UNCOLLECTED TAXES	686,298.47
EXPENDITURES TOTAL	6,912,163.69

REVENUES-REALIZED		
1980 Property Toxes Collected		3,405,942.96
1980 Payments in Lieu of Taxes		
Delinquent Tox & Lien Collections		489,606.68
Business Personolty Replacement Toxes		392,857.72
Toxes from Public Utilities		1,200,096.00
Other Miscelloneous Tax Revenues		
Stote Aid Revenues		102,300.99
Federol Aid Revenues		15,131.80
State and Local Fiscal Assistance Act Utilized		211,693.05
Sole of Acquired Property		
Other Miscellaneous Revenues		283,794.01
	Total	6,101,423.21
Prior Years Surplus Appropriated		621,802.66
REVENUES	TOTAL	6,723,225.87
Reserve For Uncollected Toxes		686,298.47
CAPITAL OUTLAY	TOTAL	115,037.47
Public Enterprises		113,165.00
Recreation—Culture		
Public Works		1,872.47
Buildings ond Grounds		
Library and Education		
Conservation		
All Other		

CAPITAL DEBT AUTHORIZED, DECEMBER 31, 1980

ISSUED AND UNISSUED	GROSS DEBT	NET DEBT
School	1,482,000	
Self-liquidoting	265,000	265,000
Other	169,323	169,323
Totol	1,916,323	434,323

ISSUED AND OUTSTANDING	
School	1,482,000.00
Self-Liquidoting	165,000.00
Other	
Total	1,647,000.00
EQUALIZED VALUATION BASIS FOR NET DEBT COMPUTATION	129,726,084

REAL PROPERTY VALUATIONS

Code	Class	# of Parcels	% VAL'N	ASSESSED VALUATION
1	Vocant Land	329	1.73	2,190,400.00
2	Residential	3672	59.70	75,539,000.00
3	Farm			
4o	Commerciol	365	23.28	29,453,600.00
4b	Industrial	37	11.94	15,108,400.00
4c	Aportments	15	3.35	4,241,800.00
Total		4418		126,533,200.00

Land Areo	2.32 Sq. Miles
Net Valuation Taxable-Municipal	130,734,066
Net Valuation Taxable-County	147,930,741
State Equolized Voluation	142,320,219
State Equalization Ratio	91.62

1980 PROPERTY TAX		
STATE EQUALIZED TAX RATE		
Locol District School Taxes	1.36	1,944,687.50
Regionol & Consolidoted School Tax		
School Taxes in Municipal Budget		
County Taxes	1.19	* 1,698,047.85
County Library Taxes		
Local Municipol Purpose Taxes	.27	390,536.80
Veteran & Senior Citizen Taxes		170,470.00
Totol Taxes for Rate Computation	2.82	4,203,742.15
Special District Taxes		
Bank Corp. Taxes		3,562.68
Added and Omitted Taxes		1,383.58
Totol Taxes Levied - ABSTRACT		4,038,218.41
Totol Taxes Billed		4,036,272.13
1980 TAXES COLLECTED		3,405,942.96
1980 Toxes Concelled, Abated or Adjusted		28,603.10
Transfer to Tox Title Liens or Foreclosed		58,401.85
Bolonce Outstonding Dec. 31, 1980		543,324.22

PRIOR YEARS TAXES OUTSTANDING	
Bolonce Janvory 1, 1980	507,616.67
Collected in 1980	473,267.21
Concelled, Aboted or Adjusted 1980	174.53
Transfers to Tox Title Liens or Foreclosed	13,151.37
Bolonce December 31, 1980	21,023.56
TAX TITLE LIENS OUTSTANDING	
Bolonce January 1, 1980	182,360.02
Transfer From Taxes	73,471.10
Redeemed in 1980	16,339.47
Concelled, Aboted or Adjusted (1980)	451.23
Transfers to Foreclosed Property	32,892.38
Bolonce December 31, 1980	206,148.04
PROPERTY ACQUIRED BY DEED OR FORECLOSURE	
Bolonce Jonuary 1, 1980	173,007.62
Transfers From Taxes or Liens	32,892.38
Sole for Cosh (1980)	6,190.00
Cancelled, Abated or Adjusted (1980)	4,410.00
Bolonce December 31, 1980	195,300.00

CURRENT FINANCES DECEMBER 31, 1980 ASSETS	
Cosh Dec. 31, 1980	861,844.24
Toxes Receivable	564,347.78
Tax Title Liens	206,148.04
Foreclosed Property	195,300.00
Emergencies & Other Deferred Charges	11,200.00
State and Federal Aid Receivable	
Other Receivobles	18,337.18
Totol	1,857,177.24
LIABILITIES, RESERVES, AND SURPLUS	
Cash Liobilities	230,774.94
Reserves for Receivobles	984,133.00
Surplus Dec. 31, 1980	642,269.30
Total	1,857,177.24

*Includes County Health Service Taxes or County Vocational School Taxes. See Table 13, pgs. 675, 676.

0415

Population 1970 26,610
Population 1980 45,156
S & P Rating
Moody Rating A

General Tax Rate Per $100. 3.60
State Equalized Tax Rate 2.74

GLOUCESTER TOWNSHIP — CAMDEN CO.

Form of Government:
Council-Manager Plan E (OMCL50)
Number of Members on Governing Body 7

PER CAPITA		PER CENT:	
Gross Debt	323.61	Gross Debt	2.77
Net Debt	112.36	Net Debt	.96
Debt Service	7.86	Tax Levy Collected	93.52
Total Tax Levy	409.65	Tax Levy Cancelled, Abated	
Municipal Expenditures	162.83	or Adjusted	.45

EXPENDITURES	
GENERAL GOVERNMENT	
Governing Body & Public Boards	44,000.00
Municipal Clerk	74,873.34
Financial Administration	40,591.62
Assessment of Taxes	84,345.95
Collection of Taxes	58,360.87
Planning, Housing & Development	79,825.83
Human Resources	
Elections	
General Administration (other)	1,147,993.76
JUDICIARY	
Municipal Courts	115,267.68
PUBLIC SAFETY	
Fire Protection	2,725.00
Police Protection	2,159,586.99
Civil Defense & Disaster Control	1,525.00
Environmental Inspection & Control	91,440.05
Other Public Safety	
PUBLIC WORKS	
Streets and Drainage	348,698.30
Sewers and Sewage Processing	
Garbage and Trash Disposal	518,884.00
Public Buildings and Grounds	140,561.61
Other Public Works	57,352.00
HEALTH and WELFARE	
Health Services Except Environmental	8,096.38
Welfare-Public Assistance	10,813.36
Hospitals, Clinics, First Aid	
Animal, Insect, & Rodent Control	
Other Welfare Services	
RECREATION and CONSERVATION	
Beaches and Boardwalks	
Parks, Playgrounds, Shade Trees	58,525.59
Land Reclamation & Conservation	10,807.62
Other Recreational Services	1,850.00
EDUCATION (excluding schools)	
Libraries	10.00
Other Educational Services	5,000.00
STATUTORY EXPENDITURES	
Pensions & F. I. C. A.	374,142.32
Employee Fringe Benefits	148,100.00
Other Statutory Expenditures	22,425.95
CETA And Other Public Emplayment Programs	147,660.63
MUNICIPAL FUNCTIONS TOTAL	5,753,463.85
CAPITAL IMPROVEMENTS *MEMO*	
DEBT SERVICE	
Principal Payments	102,979.00
Interest Payments	252,130.06
DEFERRED CHARGES	128,994.06
SCHOOL, COUNTY, SPECIAL DISTRICT TAXES	15,729,324.45
RESERVE FOR UNCOLLECTED TAXES	1,115,375.49
EXPENDITURES TOTAL	23,082,266.91

REVENUES-REALIZED		
1980 Property Taxes Collected		17,293,549.81
1980 Payments in Lieu of Taxes		39,000.00
Delinquent Tax & Lien Collections		866,461.44
Business Personalty Replacement Taxes		156,114.60
Taxes from Public Utilities		1,581,292.00
Other Miscellaneous Tax Revenues		
State Aid Revenues		413,930.06
Federal Aid Revenues		146,395.19
State and Local Fiscal Assistance Act Utilized		636,950.52
Sale of Acquired Property		
Other Miscellaneous Revenues		584,023.29
	Total	21,717,716.91
Prior Years Surplus Appropriated		575,000.00
REVENUES	TOTAL	22,292,716.91
Reserve For Uncollected Taxes		1,115,375.49
CAPITAL OUTLAY	TOTAL	429,112.34
Public Enterprises		
Recreation—Culture		
Public Works		351,858.10
Buildings and Grounds		77,254.24
Library and Education		
Conservation		
All Other		

CAPITAL DEBT AUTHORIZED, DECEMBER 31, 1980

ISSUED AND UNISSUED	GROSS DEBT	NET DEBT
School	9,538,981	
Self-liquidating		
Other	5,073,841	5,073,841
Total	14,612,822	5,073,841
ISSUED AND OUTSTANDING		
School		9,225,126.17
Self-Liquidating		
Other		3,758,600.00
Total		12,983,726.17
EQUALIZED VALUATION BASIS FOR NET DEBT COMPUTATION		526,799,765

REAL PROPERTY VALUATIONS

Code	Class	# of Parcels	% VAL'N	ASSESSED VALUATION
1	Vacant Land	3186	5.53	25,938,309.00
2	Residential	10774	77.08	361,237,370.00
3	Farm	80	.73	3,457,476.00
4a	Commercial	356	7.65	35,857,540.00
4b	Industrial	27	1.10	5,156,900.00
4c	Apartments	38	7.90	37,033,030.00
Total		14461		468,680,625.00

Land Area 23.14 Sq. Miles

Net Valuation Taxable-Municipal	474,878,408
Net Valuation Taxable-County	554,668,100
State Equalized Valuation	620,136,249
State Equalization Ratio	76.34

1980 PROPERTY TAX		
STATE EQUALIZED TAX RATE		
Local District School Taxes	.93	5,798,205.18
Regional & Consolidated School Tax	.39	2,456,890.61
School Taxes in Municipal Budget		
County Taxes	1.02	* 6,319,715.91
County Library Taxes	.02	139,982.25
Local Municipal Purpose Taxes	.38	2,358,448.58
Veteran & Senior Citizen Taxes		256,660.00
Total Taxes for Rate Computation	2.74	17,329,902.53
Special District Taxes		1,014,530.50
Bank Corp. Taxes		11,704.24
Added and Omitted Taxes		398,566.95
Total Taxes Levied - ABSTRACT		18,498,044.22
Total Taxes Billed		18,491,694.77
1980 TAXES COLLECTED		17,293,549.81
1980 Taxes Cancelled, Abated or Adjusted		83,713.87
Transfer to Tax Title Liens or Foreclosed		222,701.99
Balance Outstanding Dec. 31, 1980		891,729.10
PRIOR YEARS TAXES OUTSTANDING		
Balance January 1, 1980		812,106.14
Collected in 1980		704,273.42
Cancelled, Abated or Adjusted 1980		17,174.55
Transfers to Tax Title Liens or Foreclosed		82,600.32
Balance December 31, 1980		8,057.81
TAX TITLE LIENS OUTSTANDING		
Balance January 1, 1980		570,070.57
Transfer From Taxes		313,653.46
Redeemed in 1980		162,188.02
Cancelled, Abated or Adjusted (1980)		
Transfers to Foreclosed Property		
Balance December 31, 1980		721,536.01
PROPERTY ACQUIRED BY DEED OR FORECLOSURE		
Balance January 1, 1980		9,886.83
Transfers From Taxes or Liens		
Sale for Cash (1980)		
Cancelled, Abated or Adjusted (1980)		
Balance December 31, 1980		9,886.83

CURRENT FINANCES DECEMBER 31, 1980 ASSETS	
Cash Dec. 31, 1980	765,204.97
Taxes Receivable	899,786.91
Tax Title Liens	721,536.01
Foreclosed Property	9,886.83
Emergencies & Other Deferred Charges	97,434.08
State and Federal Aid Receivable	4,917.18
Other Receivables	124,573.15
Total	2,623,339.13
LIABILITIES, RESERVES, AND SURPLUS	
Cash Liabilities	494,433.35
Reserves for Receivables	1,709,882.90
Surplus Dec. 31, 1980	419,022.88
Total	2,623,339.13

*Includes County Health Service Taxes or County Vocational School Taxes. See Table 13, pgs. 675, 676.

1908

Population 1970 1,380
Population 1980 2,450
S & P Rating
Moody Rating

General Tax Rate Per $100. 4.06
State Equalized Tax Rate 2.47

GREEN TOWNSHIP – SUSSEX CO.

Form of Government:
Township Committee

Number of Members on Governing Body 3

PER CAPITA:		PER CENT:	
Gross Debt	306.22	Gross Debt	1.77
Net Debt	37.65	Net Debt	.22
Debt Service	9.74	Tax Levy Collected	95.26
Total Tax Levy	515.95	Tax Levy Cancelled, Abated or Adjusted	.29
Municipal Expenditures	157.76		

EXPENDITURES	
GENERAL GOVERNMENT	
Governing Body & Public Boards	
Municipal Clerk	
Financial Administration	11,315.00
Assessment of Taxes	8,800.00
Collection of Taxes	10,000.00
Planning, Housing & Development	5,032.98
Human Resources	
Elections	
General Administration (other)	78,674.00
JUDICIARY	
Municipal Courts	3,190.00
PUBLIC SAFETY	
Fire Protection	6,110.00
Police Protection	2,747.02
Civil Defense & Disaster Control	95.00
Environmental Inspection & Control	11,620.00
Other Public Safety	
PUBLIC WORKS	
Streets and Drainage	104,000.00
Sewers and Sewage Processing	
Garbage and Trash Disposal	1,020.00
Public Buildings and Grounds	8,000.00
Other Public Works	
HEALTH and WELFARE	
Health Services Except Environmental	7,266.03
Welfare-Public Assistance	1,485.00
Hospitals, Clinics, First Aid	1,000.00
Animal, Insect, & Rodent Control	1,500.00
Other Welfare Services	
RECREATION and CONSERVATION	
Beaches and Boardwalks	
Parks, Playgrounds, Shade Trees	2,492.97
Land Reclamation & Conservation	350.00
Other Recreational Services	500.00
EDUCATION (excluding schools)	
Libraries	
Other Educational Services	
STATUTORY EXPENDITURES	
Pensions & F. I. C. A.	15,650.00
Employee Fringe Benefits	7,700.00
Other Statutory Expenditures	500.00
CETA And Other Public Employment Programs	
MUNICIPAL FUNCTIONS TOTAL	289,068.00
CAPITAL IMPROVEMENTS *MEMO*	
DEBT SERVICE	
Principal Payments	17,875.00
Interest Payments	5,981.64
DEFERRED CHARGES	12,560.56
SCHOOL, COUNTY, SPECIAL DISTRICT TAXES	1,114,104.75
RESERVE FOR UNCOLLECTED TAXES	61,011.59
EXPENDITURES TOTAL	1,500,621.54

REVENUES-REALIZED		
1980 Property Taxes Collected		1,203,490.73
1980 Payments in Lieu of Taxes		
Delinquent Tax & Lien Collections		39,538.79
Business Personalty Replacement Taxes		25,218.36
Taxes from Public Utilities		63,453.00
Other Miscellaneous Tax Revenues		
State Aid Revenues		14,060.63
Federal Aid Revenues		
State and Local Fiscal Assistance Act Utilized		25,395.28
Sale of Acquired Property		
Other Miscellaneous Revenues		53,577.64
	Total	1,424,734.43
Prior Years Surplus Appropriated		84,000.00
REVENUES	TOTAL	1,508,734.43
Reserve For Uncollected Taxes		61,011.59
CAPITAL OUTLAY	TOTAL	24,000.00
Public Enterprises		
Recreation—Culture		
Public Works		
Buildings and Grounds		24,000.00
Library and Education		
Conservation		
All Other		

CAPITAL DEBT AUTHORIZED, DECEMBER 31, 1980

ISSUED AND UNISSUED	GROSS DEBT	NET DEBT
School	658,000	
Self-liquidating		
Other	92,250	92,250
Total	750,250	92,250
ISSUED AND OUTSTANDING		
School		658,000.00
Self-Liquidating		
Other		90,000.00
Total		748,000.00
EQUALIZED VALUATION BASIS FOR NET DEBT COMPUTATION		42,402,660

REAL PROPERTY VALUATIONS

Code	Class	# of Parcels	% VAL'N	ASSESSED VALUATION
1	Vacant Land	591	6.29	1,916,110.00
2	Residential	589	70.38	21,423,986.00
3	Farm	276	17.53	5,336,510.00
4a	Commercial	12	1.85	563,900.00
4b	Industrial	8	3.94	1,198,900.00
4c	Apartments			
Total		1476		30,439,406.00

Land Area 15.80 Sq. Miles

Net Valuation Taxable-Municipal	30,679,570
Net Valuation Taxable-County	44,234,092
State Equalized Valuation	50,231,230
State Equalization Ratio	60.89

1980 PROPERTY TAX		
STATE EQUALIZED TAX RATE →		
Local District School Taxes	1.62	816,663.50
Regional & Consolidated School Tax		
School Taxes in Municipal Budget		
County Taxes	.56	* 283,028.46
County Library Taxes	.03	14,412.79
Local Municipal Purpose Taxes	.26	131,448.00
Veteran & Senior Citizen Taxes		12,230.00
Total Taxes for Rate Computation	2.47	1,257,782.75
Special District Taxes		
Bank Corp. Taxes		711.03
Added and Omitted Taxes		17,809.30
Total Taxes Levied - ABSTRACT		1,264,073.08
Total Taxes Billed		1,263,329.84
1980 TAXES COLLECTED		1,203,490.73
1980 Taxes Cancelled, Abated or Adjusted		3,700.95
Transfer to Tax Title Liens or Foreclosed		6,004.74
Balance Outstanding Dec. 31, 1980		50,133.42
PRIOR YEARS TAXES OUTSTANDING		
Balance January 1, 1980		38,025.56
Collected in 1980		31,151.15
Cancelled, Abated or Adjusted 1980		730.45
Transfers to Tax Title Liens or Foreclosed		839.30
Balance December 31, 1980		5,304.66
TAX TITLE LIENS OUTSTANDING		
Balance January 1, 1980		14,239.84
Transfer From Taxes		7,673.71
Redeemed in 1980		8,387.64
Cancelled, Abated or Adjusted (1980)		
Transfers to Foreclosed Property		
Balance December 31, 1980		13,525.91
PROPERTY ACQUIRED BY DEED OR FORECLOSURE		
Balance January 1, 1980		303,300.00
Transfers From Taxes or Liens		
Sale for Cash (1980)		6,800.00
Cancelled, Abated or Adjusted (1980)		26,800.00
Balance December 31, 1980		269,700.00

CURRENT FINANCES DECEMBER 31, 1980	
ASSETS	
Cash Dec. 31, 1980	155,444.09
Taxes Receivable	55,438.08
Tax Title Liens	13,525.91
Foreclosed Property	269,700.00
Emergencies & Other Deferred Charges	2,684.90
State and Federal Aid Receivable	1,552.84
Other Receivables	2,243.58
Total	500,589.40
LIABILITIES, RESERVES, AND SURPLUS	
Cash Liabilities	55,019.16
Reserves for Receivables	340,907.57
Surplus Dec. 31, 1980	104,662.67
Total	500,589.40

80/3000

*Includes County Health Service Taxes or County Vocational School Taxes. See Table 13, pgs. 675, 676.

1809

Population 1970 4,325
Population 1980 4,640
S & P Rating
Moody Roting

Generol Tax Rote Per $100. 4.92
Stote Equalized Tox Rote 2.62

GREEN BROOK TOWNSHIP — SOMERSET CO.

Form of Government:
Township Committee
Number of Members on Governing Body 5

PER CAPITA:		PER CENT:	
Gross Debt	638.03	Gross Debt	2.55
Net Debt	324.61	Net Debt	1.30
Debt Service	21.00	Tox Levy Collected	95.95
Total Tax Levy	743.92	Tox Levy Concelled, Abated or Adjusted	.30
Municipal Expenditures	245.95		

EXPENDITURES	
GENERAL GOVERNMENT	
Governing Body & Public Boords	
Municipal Clerk	
Finoncial Administration	14,350.00
Assessment of Taxes	7,605.11
Collection of Taxes	18,459.81
Plonning, Housing & Development	30,550.08
Humon Resources	500.00
Elections	800.00
General Administrotion (other)	124,885.14
JUDICIARY	
Municipol Courts	16,500.00
PUBLIC SAFETY	
Fire Protection	59,781.97
Police Protection	345,628.39
Civil Defense & Disoster Control	
Environmental Inspection & Control	25,100.00
Other Public Safety	
PUBLIC WORKS	
Streets and Drainage	88,181.52
Sewers and Sewage Processing	
Garbage and Trosh Disposol	
Public Buildings ond Grounds	20,725.02
Other Public Works	
HEALTH and WELFARE	
Health Services Except Environmental	14,915.00
Welfare-Public Assistance	13,900.00
Hospitals, Clinics, First Aid	
Animal, Insect, & Rodent Control	2,900.00
Other Welfare Services	
RECREATION ond CONSERVATION	
Beaches and Boardwolks	
Parks, Playgrounds, Shade Trees	
Land Reclomation & Conservation	8,600.00
Other Recreationol Services	6,000.00
EDUCATION (excluding schools)	
Libraries	
Other Educational Services	
STATUTORY EXPENDITURES	
Pensions & F. I. C. A.	57,578.89
Employee Fringe Benefits	20,085.85
Other Statutory Expenditures	2,000.00
CETA And Other Public Employment Programs	
MUNICIPAL FUNCTIONS TOTAL	879,446.78
CAPITAL IMPROVEMENTS *MEMO*	2,000.00
DEBT SERVICE	
Principal Payments	45,000.00
Interest Payments	52,421.25
DEFERRED CHARGES	3,572.02
SCHOOL, COUNTY, SPECIAL DISTRICT TAXES	2,975,072.81
RESERVE FOR UNCOLLECTED TAXES	160,782.93
EXPENDITURES TOTAL	4,116,295.79

REVENUES-REALIZED		
1980 Property Toxes Collected		3,318,033.23
1980 Payments in Lieu of Toxes		
Delinquent Tax & Lien Collections		98,549.54
Business Personalty Replocement Toxes		75,136.24
Toxes from Public Utilities		257,163.00
Other Miscellaneous Tax Revenues		
Stote Aid Revenues		94,981.44
Federal Aid Revenues		
State and Local Fiscal Assistonce Act Utilized		42,308.94
Sale of Acquired Property		
Other Miscellaneous Revenues		252,771.13
	Total	4,138,943.52
Prior Years Surplus Appropriated		120,000.00
REVENUES	TOTAL	4,258,943.52
Reserve For Uncollected Taxes		160,782.93
CAPITAL OUTLAY	TOTAL	44,465.11
Public Enterprises		
Recreation—Culture		
Public Works		37,752.72
Buildings and Grounds		6,712.39
Library ond Educotion		
Conservotion		
All Other		

CAPITAL DEBT AUTHORIZED, DECEMBER 31, 1980

ISSUED AND UNISSUED	GROSS DEBT	NET DEBT
School	1,339,430	
Self-liquidating	572,000	457,166
Other	1,049,025	1,049,025
Total	2,960,455	1,506,192

ISSUED AND OUTSTANDING	
School	1,339,430.00
Self-Liquidating	40,000.00
Other	960,000.00
Total	2,339,430.00
EQUALIZED VALUATION BASIS FOR NET DEBT COMPUTATION	116,187,108

REAL PROPERTY VALUATIONS

Code	Class	# of Porcels	% VAL'N	ASSESSED VALUATION
1	Vacant Land	281	5.83	4,014,500.00
2	Residential	1312	67.83	46,700,065.00
3	Farm	4	.01	9,500.00
4a	Commercial	129	24.45	16,834,000.00
4b	Industrial	7	1.88	1,293,700.00
4c	Apartments			
Total		1733		68,851,765.00

Land Area 4.60 Sq. Miles

Net Valuation Toxable-Municipal	69,214,134
Net Valuation Toxable-County	122,276,996
State Equalized Valuotion	129,249,986
State Equalizotion Ratio	53.42

1980 PROPERTY TAX		
STATE EQUALIZED TAX RATE →	1.81	
Local District School Toxes		2,342,329.50
Regionol & Consolidated School Tox		
School Toxes in Municipol Budget		
County Taxes	.46	596,615.44
County Librory Taxes	.03	36,127.87
Local Municipal Purpose Taxes	.33	423,903.83
Veteron & Senior Citizen Toxes		30,810.00
Total Taxes for Rate Computation	2.63	3,429,786.64
Special District Taxes		
Bonk Corp. Toxes		
Added and Omitted Toxes		52,799.63
Totol Toxes Levied - ABSTRACT		3,451,776.27
Total Toxes Billed		3,458,135.02
1980 TAXES COLLECTED		3,318,033.23
1980 Taxes Cancelled, Abated or Adjusted		10,237.78
Transfer to Tax Title Liens or Foreclosed		6,169.68
Balance Outstanding Dec. 31, 1980		123,694.33

PRIOR YEARS TAXES OUTSTANDING	
Balance January 1, 1980	89,616.56
Collected in 1980	87,869.32
Cancelled, Abated or Adjusted 1980	1,464.03
Transfers to Tax Title Liens or Foreclosed	
Balance December 31, 1980	283.21
TAX TITLE LIENS OUTSTANDING	
Balance January 1, 1980	46,414.57
Transfer From Taxes	6,169.68
Redeemed in 1980	10,680.22
Cancelled, Abated or Adjusted (1980)	83.13
Transfers to Foreclosed Property	
Balance December 31, 1980	41,820.90
PROPERTY ACQUIRED BY DEED OR FORECLOSURE	
Balance January 1, 1980	41,900.00
Transfers From Taxes or Liens	
Sale for Cash (1980)	
Cancelled Abated or Adjusted (1980)	
Balance December 31, 1980	41,900.00

CURRENT FINANCES DECEMBER 31, 1980

ASSETS	
Cash Dec. 31, 1980	974,694.31
Taxes Receivable	123,977.54
Tax Title Liens	41,820.90
Foreclosed Property	41,900.00
Emergencies & Other Deferred Charges	6,005.00
State and Federal Aid Receivable	17,330.05
Other Receivables	33,080.00
Totol	1,238,807.80
LIABILITIES, RESERVES, AND SURPLUS	
Cash Liabilities	162,773.45
Reserves for Receivables	240,778.44
Surplus Dec. 31, 1980	835,255.91
Total	1,238,807.80

0606

Population 1970 965
Population 1980 973
S & P Rating
Moody Rating

General Tax Rate Per $100 3.12
State Equalized Tax Rate 3.10

GREENWICH TOWNSHIP – CUMBERLAND CO.

Form of Government:
Township Committee
Number of Members on Governing Body 3

PER CAPITA:		PER CENT:	
Gross Debt	535.13	Gross Debt	3.53
Net Debt		Net Debt	
Debt Service	29.48	Tax Levy Collected	86.23
Total Tax Levy	542.36	Tax Levy Cancelled, Abated or Adjusted	.44
Municipal Expenditures	246.45		

EXPENDITURES	
GENERAL GOVERNMENT	
Governing Body & Public Boards	
Municipal Clerk	
Financial Administration	5,980.00
Assessment of Taxes	2,820.00
Collection of Taxes	2,760.00
Planning, Housing & Development	2,354.00
Human Resources	
Elections	850.00
General Administration (other)	18,920.00
JUDICIARY	
Municipal Courts	2,250.00
PUBLIC SAFETY	
Fire Protection	4,950.00
Police Protection	4,450.00
Civil Defense & Disaster Control	1,625.00
Environmental Inspection & Control	1,850.00
Other Public Safety	
PUBLIC WORKS	
Streets and Drainage	53,600.00
Sewers and Sewage Processing	
Garbage and Trash Disposal	8,850.00
Public Buildings and Grounds	6,500.00
Other Public Works	
HEALTH and WELFARE	
Health Services Except Environmental	
Welfare-Public Assistance	1,200.00
Hospitals, Clinics, First Aid	
Animal, Insect, & Rodent Control	940.00
Other Welfare Services	
RECREATION and CONSERVATION	
Beaches and Boardwalks	
Parks, Playgrounds, Shade Trees	3,077.00
Land Reclamation & Conservation	
Other Recreational Services	15,897.50
EDUCATION (excluding schools)	
Libraries	
Other Educational Services	
STATUTORY EXPENDITURES	
Pensions & F. I. C. A.	1,500.00
Employee Fringe Benefits	
Other Statutory Expenditures	200.00
CETA And Other Public Employment Programs	
MUNICIPAL FUNCTIONS TOTAL	140,573.50
CAPITAL IMPROVEMENTS *MEMO*	500.00
DEBT SERVICE	
Principal Payments	27,000.00
Interest Payments	1,687.32
DEFERRED CHARGES	
SCHOOL, COUNTY, SPECIAL DISTRICT TAXES	500,265.28
RESERVE FOR UNCOLLECTED TAXES	70,533.35
EXPENDITURES TOTAL	740,059.45

REVENUES-REALIZED	
1980 Property Taxes Collected	455,666.78
1980 Payments in Lieu of Taxes	
Delinquent Tax & Lien Collections	52,528.24
Business Personalty Replacement Taxes	19,909.92
Taxes from Public Utilities	32,902.00
Other Miscellaneous Tax Revenues	38,000.00
State Aid Revenues	6,471.76
Federal Aid Revenues	
State and Local Fiscal Assistance Act Utilized	8,510.14
Sale of Acquired Property	
Other Miscellaneous Revenues	17,306.60
Total	631,295.44
Prior Years Surplus Appropriated	57,389.92
REVENUES TOTAL	688,685.36
Reserve For Uncollected Taxes	70,533.35

CAPITAL OUTLAY TOTAL	
Public Enterprises	
Recreation—Culture	
Public Works	
Buildings and Grounds	
Library and Education	
Conservation	
All Other	

CAPITAL DEBT AUTHORIZED, DECEMBER 31, 1980

ISSUED AND UNISSUED	GROSS DEBT	NET DEBT
School	520,686	
Self-liquidating		
Other		
Total	520,686	
ISSUED AND OUTSTANDING		
School		520,686.22
Self-Liquidating		
Other		
Total		520,686.22
EQUALIZED VALUATION BASIS FOR NET DEBT COMPUTATION		14,752,348

REAL PROPERTY VALUATIONS

Code	Class	# of Parcels	% VAL'N	ASSESSED VALUATION
1	Vacant Land	112	2.65	437,900.00
2	Residential	282	59.56	9,831,900.00
3	Farm	182	30.72	5,071,300.00
4a	Commercial	23	7.07	1,167,300.00
4b	Industrial			
4c	Apartments			
Total		599		16,508,400.00

Land Area 19.00 Sq. Miles

Net Valuation Taxable-Municipal	16,873,085
Net Valuation Taxable-County	15,986,939
State Equalized Valuation	16,929,405
State Equalization Ratio	99.66

1980 PROPERTY TAX		
STATE EQUALIZED TAX RATE		
Local District School Taxes	1.41	238,597.95
Regional & Consolidated School Tax	.59	99,569.23
School Taxes in Municipal Budget		
County Taxes	.96	* 162,098.10
County Library Taxes		
Local Municipal Purpose Taxes	.15	25,309.63
Veteran & Senior Citizen Taxes		261,880.00
Total Taxes for Rate Computation	3.11	787,454.91
Special District Taxes		
Bank Corp. Taxes		162.78
Added and Omitted Taxes		1,977.58
Total Taxes Levied - ABSTRACT		527,715.27
Total Taxes Billed		528,417.83
1980 TAXES COLLECTED		455,666.78
1980 Taxes Cancelled, Abated or Adjusted		2,332.20
Transfer to Tax Title Liens or Foreclosed		6,081.90
Balance Outstanding Dec. 31, 1980		64,336.95
PRIOR YEARS TAXES OUTSTANDING		
Balance January 1, 1980		72,667.49
Collected in 1980		52,288.24
Cancelled, Abated or Adjusted 1980		353.39
Transfers to Tax Title Liens or Foreclosed		9,038.08
Balance December 31, 1980		10,987.78
TAX TITLE LIENS OUTSTANDING		
Balance January 1, 1980		2,480.90
Transfer From Taxes		15,878.53
Redeemed in 1980		400.00
Cancelled, Abated or Adjusted (1980)		
Transfers to Foreclosed Property		
Balance December 31, 1980		17,959.43
PROPERTY ACQUIRED BY DEED OR FORECLOSURE		
Balance January 1, 1980		200.00
Transfers From Taxes or Liens		
Sale for Cash (1980)		
Cancelled, Abated or Adjusted (1980)		
Balance December 31, 1980		200.00

CURRENT FINANCES DECEMBER 31, 1980 ASSETS	
Cash Dec. 31, 1980	130,411.49
Taxes Receivable	75,324.73
Tax Title Liens	17,959.43
Foreclosed Property	200.00
Emergencies & Other Deferred Charges	5,000.00
State and Federal Aid Receivable	38,324.81
Other Receivables	5,163.91
Total	272,384.37
LIABILITIES, RESERVES, AND SURPLUS	
Cash Liabilities	87,190.91
Reserves for Receivables	98,648.07
Surplus Dec. 31, 1980	86,545.39
Total	272,384.37

*Includes County Health Service Taxes or County Vocational School Taxes. See Table 13, pgs. 675, 676.

0807

Papulatian 1970 5,680
Papulatian 1980 5,404
S & P Rating
Moady Rating

General Tax Rate Per $100. 3.79
State Equalized Tax Rate 1.69

GREENWICH TOWNSHIP — GLOUCESTER CO.

Form of Government:
Township Committee:
Number of Members on Governing Body 5

PER CAPITA:		PER CENT:	
Grass Debt	705.40	Grass Debt	1.85
Net Debt	524.06	Net Debt	1.37
Debt Service	1.85	Tax Levy Collected	99.09
Tatal Tax Levy	724.09	Tax Levy Cancelled, Abated or Adjusted	.07
Municipal Expenditures	342.17		

EXPENDITURES	
GENERAL GOVERNMENT	
Governing Bady & Public Baards	
Municipal Clerk	
Financial Administration	25,973.00
Assessment of Taxes	85,760.00
Callectian af Taxes	10,158.00
Planning, Hausing & Develapment	27,450.00
Human Resources	3,500.00
Electians	2,450.00
General Administration (other)	201,602.00
JUDICIARY	
Municipal Caurts	15,428.00
PUBLIC SAFETY	
Fire Pratectian	68,240.00
Police Pratectian	370,830.00
Civil Defense & Disaster Cantrol	700.00
Enviranmental Inspection & Cantral	13,465.00
Other Public Safety	
PUBLIC WORKS	
Streets and Drainage	207,292.00
Sewers and Sewage Pracessing	194,188.00
Garbage and Trash Disposal	171,664.00
Public Buildings and Graunds	56,850.00
Other Public Warks	
HEALTH and WELFARE	
Health Services Except Enviranmental	14,060.00
Welfare-Public Assistance	3,400.00
Haspitals, Clinics, First Aid	
Animal, Insect, & Rodent Cantrol	19,250.00
Other Welfare Services	
RECREATION and CONSERVATION	
Beaches and Baardwalks	
Parks, Playgraunds, Shade Trees	21,600.00
Land Reclamation & Canservatian	18,450.00
Other Recreatianal Services	34,250.00
EDUCATION (excluding schaals)	
Libraries	24,400.00
Other Educatianal Services	
STATUTORY EXPENDITURES	
Pensians & F. I. C. A.	95,260.00
Emplayee Fringe Benefits	
Other Statutary Expenditures	7,400.00
CETA And Other Public Employment Programs	18,290.00
MUNICIPAL FUNCTIONS TOTAL	1,711,910.00
CAPITAL IMPROVEMENTS *MEMO*	30,700.00
DEBT SERVICE	
Principal Payments	10,000.00
Interest Payments	
DEFERRED CHARGES	27,820.35
SCHOOL, COUNTY, SPECIAL DISTRICT TAXES	3,457,816.71
RESERVE FOR UNCOLLECTED TAXES	99,340.26
EXPENDITURES TOTAL	5,306,887.32

REVENUES-REALIZED	
1980 Praperty Taxes Collected	3,882,266.85
1980 Payments in Lieu of Taxes	
Delinquent Tax & Lien Collections	37,404.50
Business Persanalty Replacement Taxes	393,108.30
Taxes fram Public Utilities	337,510.00
Other Miscellaneaus Tax Revenues	
State Aid Revenues	57,180.60
Federal Aid Revenues	2,720.39
State and Local Fiscal Assistance Act Utilized	83,079.24
Sale of Acquired Property	
Other Miscellaneaus Revenues	169,629.34
Total	4,962,899.22
Priar Years Surplus Appraapriated	319,000.00
REVENUES TOTAL	5,281,899.22
Reserve Far Uncallected Taxes	99,340.26
CAPITAL OUTLAY TOTAL	181,877.39
Public Enterprises	
Recreation—Culture	26,009.50
Public Warks	155,867.89
Buildings and Grounds	
Library and Education	
Canservation	
All Other	

CAPITAL DEBT AUTHORIZED, DECEMBER 31, 1980

ISSUED AND UNISSUED	GROSS DEBT	NET DEBT
Schaal	980,000	
Self-liquidating	2,478,000	2,478,000
Other	354,000	354,000
Tatal	3,812,000	2,832,000

ISSUED AND OUTSTANDING	
Schaal	980,000.00
Self-Liquidating	90,000.00
Other	10,000.00
Tatal	1,080,000.00
EQUALIZED VALUATION BASIS FOR NET DEBT COMPUTATION	206,512,305

REAL PROPERTY VALUATIONS

Cade	Class	# af Parcels	% VAL'N	ASSESSED VALUATION
1	Vacant Land	246	.95	972,700.00
2	Residential	1631	20.15	20,609,100.00
3	Farm	45	.49	500,700.00
4a	Commercial	62	2.27	2,318,600.00
4b	Industrial	16	76.06	77,800,760.00
4c	Apartments	4	.08	85,300.00
Total		2004		102,287,160.00

Land Area 9.44 Sq. Miles

Net Valuation Taxable-Municipal	102,745,716
Net Valuation Taxable-Caunty	221,217,544
State Equalized Valuatian	229,012,142
State Equalizatian Ratio	44.76

1980 PROPERTY TAX		
STATE EQUALIZED TAX RATE		
Local District Schaal Taxes	.90	2,060,259.50
Regianal & Consalidated School Tax		
School Taxes in Municipal Budget		
Caunty Taxes	.59	1,365,408.51
Caunty Library Taxes	.01	32,148.70
Local Municipal Purpose Taxes	.19	431,538.40
Veteran & Senior Citizen Taxes		68,120.00
Totol Taxes for Rate Computation	1.69	3,957,475.11
Special District Taxes		
Bank Corp. Taxes		2,873.13
Added and Omitted Taxes		20,747.14
Total Taxes Levied - ABSTRACT		3,912,975.38
Total Taxes Billed		3,917,798.39
1980 TAXES COLLECTED		3,882,266.85
1980 Taxes Cancelled, Abated ar Adjusted		2,743.20
Transfer to Tax Title Liens or Foreclased		2,508.16
Balance Outstanding Dec. 31, 1980		30,280.18

PRIOR YEARS TAXES OUTSTANDING	
Balance January 1, 1980	31,665.89
Collected in 1980	30,154.25
Cancelled, Abated ar Adjusted 1980	152.81
Transfers to Tax Title Liens or Foreclased	727.51
Balance December 31, 1980	631.32
TAX TITLE LIENS OUTSTANDING	
Balance January 1, 1980	11,896.73
Transfer Fram Taxes	3,293.73
Redeemed in 1980	7,250.25
Cancelled, Abated ar Adjusted (1980)	
Transfers ta Fareclased Praperty	
Balance December 31, 1980	7,940.21
PROPERTY ACQUIRED BY DEED OR FORECLOSURE	
Balance January 1, 1980	7,070.00
Transfers From Taxes ar Liens	
Sale far Cash (1980)	
Cancelled, Abated ar Adjusted (1980)	
Balance December 31, 1980	7,070.00

CURRENT FINANCES DECEMBER 31, 1980 ASSETS	
Cash Dec. 31, 1980	512,435.48
Taxes Receivable	30,911.50
Tax Title Liens	7,940.21
Fareclased Praperty	7,070.00
Emergencies & Other Deferred Charges	77,515.67
State and Federal Aid Receivable	
Other Receivables	89,789.35
Total	725,662.21
LIABILITIES, RESERVES, AND SURPLUS	
Cash Liabilities	286,017.42
Reserves far Receivables	135,711.06
Surplus Dec. 31, 1980	303,933.73
Total	725,662.21

1980/3000

2107

Population 1970 1,485
Population 1980 1,738
S & P Rating
Moody Rating

General Tax Rate Per $100. 2.55
State Equolized Tax Rate 1.99

GREENWICH TOWNSHIP – WARREN CO.

Form of Government:
Township Committee
Number of Members on Governing Body 3

PER CAPITA:		PER CENT:	
Gross Debt	230.15	Gross Debt	1.22
Net Debt	83.43	Net Debt	.44
Debt Service	10.32	Tax Levy Collected	96.24
Total Tax Levy	428.31	Tax Levy Cancelled, Abated or Adjusted	.03
Municipal Expenditures	173.93		

EXPENDITURES	
GENERAL GOVERNMENT	
Governing Body & Public Boards	
Municipal Clerk	
Financial Administration	5,625.00
Assessment of Taxes	4,340.00
Collection of Taxes	5,000.00
Planning, Housing & Development	7,985.00
Human Resources	
Elections	
General Administrotion (other)	65,295.00
JUDICIARY	
Municipal Courts	10,975.00
PUBLIC SAFETY	
Fire Protection	20,881.00
Police Protection	46,600.00
Civil Defense & Disaster Control	235.00
Environmental Inspection & Control	1,000.00
Other Public Safety	
PUBLIC WORKS	
Streets and Drainage	45,150.00
Sewers and Sewage Processing	
Garbage and Trash Disposol	
Public Buildings and Grounds	13,711.00
Other Public Works	
HEALTH and WELFARE	
Health Services Except Environmentol	400.00
Welfare-Public Assistance	340.00
Hospitals, Clinics, First Aid	
Animal, Insect, & Rodent Control	
Other Welfare Services	
RECREATION and CONSERVATION	
Beaches and Boardwalks	
Parks, Playgrounds, Shade Trees	2,625.00
Land Reclamotion & Conservation	200.00
Other Recreational Services	
EDUCATION (excluding schools)	
Libraries	410.00
Other Educational Services	
STATUTORY EXPENDITURES	
Pensions & F. I. C. A.	5,800.00
Employee Fringe Benefits	
Other Stotutory Expenditures	600.00
CETA And Other Public Employment Programs	
MUNICIPAL FUNCTIONS TOTAL	237,172.00
CAPITAL IMPROVEMENTS *MEMO*	28,000.00
DEBT SERVICE	
Principal Payments	10,000.00
Interest Payments	7,943.75
DEFERRED CHARGES	4,169.83
SCHOOL, COUNTY, SPECIAL DISTRICT TAXES	714,459.74
RESERVE FOR UNCOLLECTED TAXES	43,007.82
EXPENDITURES TOTAL	1,016,753.14

REVENUES-REALIZED	
1980 Property Taxes Collected	717,793.95
1980 Payments in Lieu of Taxes	
Delinquent Tax & Lien Collections	52,128.37
Business Personalty Replacement Taxes	29,662.36
Taxes from Public Utilities	89,932.00
Other Miscelloneous Tax Revenues	
State Aid Revenues	10,685.14
Federal Aid Revenues	
State and Local Fiscal Assistance Act Utilized	13,192.00
Sale of Acquired Property	
Other Miscelloneous Revenues	64,321.67
Total	977,715.49
Prior Years Surplus Appropriated	108,343.87
REVENUES TOTAL	1,086,059.36
Reserve For Uncollected Taxes	43,007.82
CAPITAL OUTLAY TOTAL	22,284.67
Public Enterprises	
Recreation—Culture	
Public Works	22,284.67
Buildings and Grounds	
Library and Educotion	
Conservation	
All Other	

CAPITAL DEBT AUTHORIZED, DECEMBER 31, 1980

ISSUED AND UNISSUED	GROSS DEBT	NET DEBT
School	255,000	
Self-liquidating		
Other	145,000	145,000
Totol	400,000	145,000

ISSUED AND OUTSTANDING	
School	255,000.00
Self-Liquidating	
Other	145,000.00
Total	400,000.00
EQUALIZED VALUATION BASIS FOR NET DEBT COMPUTATION	32,667,858

REAL PROPERTY VALUATIONS

Code	Class	# of Parcels	% VAL'N	ASSESSED VALUATION
1	Vocant Land	41	1.22	352,700.00
2	Residential	478	68.87	19,846,300.00
3	Farm	172	15.05	4,337,650.00
4a	Commerciol	37	13.60	3,917,900.00
4b	Industriol	3	1.26	363,000.00
4c	Apartments			
Totol		731		28,817,550.00

Lond Area 10.42 Sq. Miles

Net Valuation Taxoble-Municipol	29,165,226
Net Valuation Taxable-County	35,050,237
State Equolized Voluotion	37,129,272
State Equalization Rotio	78.35

1980 PROPERTY TAX			
STATE EQUALIZED TAX RATE →			
Local District School Taxes	1.36		505,918.75
Regional & Consolidated School Tax			
School Taxes in Municipal Budget			
County Taxes	.53	*	198,216.57
County Library Taxes	.03		10,324.42
Local Municipal Purpose Taxes	.07		27,000.00
Veteran & Senior Citizen Taxes			16,217.00
Total Taxes for Rate Computotion	1.99		757,676.74
Special District Taxes			
Bank Corp. Taxes			804.36
Added and Omitted Taxes			2,144.11
Total Taxes Levied - ABSTRACT			744,408.21
Totol Taxes Billed			745,857.58
1980 TAXES COLLECTED			717,793.95
1980 Taxes Cancelled, Abated or Adjusted			220.85
Transfer to Tax Title Liens or Foreclosed			209.10
Balance Outstanding Dec. 31, 1980			27,633.68

PRIOR YEARS TAXES OUTSTANDING	
Balance January 1, 1980	52,458.84
Collected in 1980	44,007.58
Cancelled, Abated or Adjusted 1980	530.17
Transfers to Tax Title Liens or Foreclosed	195.90
Balance December 31, 1980	7,725.19
TAX TITLE LIENS OUTSTANDING	
Balance January 1, 1980	10,297.73
Transfer From Taxes	430.76
Redeemed in 1980	8,120.79
Cancelled, Aboted or Adjusted (1980)	
Transfers to Foreclosed Property	
Balance December 31, 1980	2,607.70
PROPERTY ACQUIRED BY DEED OR FORECLOSURE	
Balance January 1, 1980	
Transfers From Taxes or Liens	
Sale for Cash (1980)	
Cancelled, Aboted or Adjusted (1980)	
Balance December 31, 1980	

CURRENT FINANCES DECEMBER 31, 1980	
ASSETS	
Cash Dec. 31, 1980	492,389.49
Taxes Receivable	35,358.87
Tax Title Liens	2,607.70
Foreclosed Property	
Emergencies & Other Deferred Charges	4,000.00
State and Federal Aid Receivable	23,192.50
Other Receivables	201.89
Total	557,750.45
LIABILITIES, RESERVES, AND SURPLUS	
Cash Liabilities	348,963.80
Reserves for Receivables	38,168.46
Surplus Dec. 31, 1980	170,618.19
Totol	557,750.45

80/3000

*Includes County Health Service Taxes or County Vocational School Taxes. See Table 13, pgs. 675, 676.

0903

Population 1970 5,755
Population 1980 7,340
S & P Rating
Moody Rating

General Tax Rate Per $100. 5.59
State Equalized Tax Rate 3.15

GUTTENBERG TOWN — HUDSON CO.

Form of Government:
Town Council
Number of Members on Governing Body 6

PER CAPITA:		PER CENT:	
Gross Debt	47.00	Gross Debt	.47
Net Debt	8.17	Net Debt	.08
Debt Service	5.03	Tax Levy Collected	98.37
Total Tax Levy	365.15	Tax Levy Cancelled, Abated or Adjusted	.01
Municipal Expenditures	224.10		

EXPENDITURES	
GENERAL GOVERNMENT	
Governing Body & Public Boards	
Municipal Clerk	
Financial Administration	46,700.00
Assessment of Taxes	11,200.00
Collection of Taxes	10,250.00
Planning, Housing & Development	1,000.00
Human Resources	20,800.00
Elections	2,500.00
General Administration (other)	187,750.00
JUDICIARY	
Municipal Courts	34,575.00
PUBLIC SAFETY	
Fire Protection	114,843.00
Police Protection	372,775.00
Civil Defense & Disaster Control	225.00
Environmental Inspection & Control	6,400.00
Other Public Safety	
PUBLIC WORKS	
Streets and Drainage	138,600.00
Sewers and Sewage Processing	24,499.21
Garbage and Trash Disposal	104,250.00
Public Buildings and Grounds	28,000.00
Other Public Works	
HEALTH and WELFARE	
Health Services Except Environmental	25,800.00
Welfare-Public Assistance	19,650.00
Hospitals, Clinics, First Aid	
Animal, Insect, & Radent Control	
Other Welfare Services	
RECREATION and CONSERVATION	
Beaches and Boardwalks	
Parks, Playgrounds, Shade Trees	
Land Reclamation & Conservation	
Other Recreational Services	15,900.00
EDUCATION (excluding schools)	
Libraries	9,800.00
Other Educational Services	25,000.00
STATUTORY EXPENDITURES	
Pensions & F. I. C. A.	100,706.97
Employee Fringe Benefits	39,900.00
Other Statutory Expenditures	4,000.00
CETA And Other Public Employment Programs	95,536.00
MUNICIPAL FUNCTIONS TOTAL	1,440,660.18
CAPITAL IMPROVEMENTS *MEMO*	25,000.00
DEBT SERVICE	
Principal Payments	30,000.00
Interest Payments	6,885.00
TYPE I SCHL DEBT *MEMO	18,442.50
DEFERRED CHARGES	7,500.00
SCHOOL, COUNTY, SPECIAL DISTRICT TAXES	1,890,369.75
RESERVE FOR UNCOLLECTED TAXES	159,826.09
EXPENDITURES TOTAL	3,535,241.02

REVENUES-REALIZED	
1980 Property Taxes Collected	2,629,327.90
1980 Payments in Lieu of Taxes	
Delinquent Tax & Lien Collections	48,967.84
Business Personalty Replacement Taxes	104,817.32
Taxes from Public Utilities	139,950.00
Other Miscellaneous Tax Revenues	24,000.00
State Aid Revenues	45,386.09
Federal Aid Revenues	62,293.81
State and Local Fiscal Assistance Act Utilized	74,250.00
Sale of Acquired Property	
Other Miscellaneous Revenues	169,957.06
Total	3,298,950.02
Prior Years Surplus Appropriated	325,000.00
REVENUES TOTAL	3,623,950.02
Reserve For Uncollected Taxes	159,826.09
CAPITAL OUTLAY TOTAL	43,019.25
Public Enterprises	
Recreation—Culture	8,910.00
Public Works	9,917.00
Buildings and Grounds	
Library and Education	24,192.25
Conservation	
All Other	

CAPITAL DEBT AUTHORIZED, DECEMBER 31, 1980

ISSUED AND UNISSUED	GROSS DEBT	NET DEBT
School	285,000	
Self-liquidating		
Other	60,000	60,000
Total	345,000	60,000
ISSUED AND OUTSTANDING		
School		285,000.00
Self-Liquidating		
Other		60,000.00
Total		345,000.00
EQUALIZED VALUATION BASIS FOR NET DEBT COMPUTATION		74,097,882

REAL PROPERTY VALUATIONS

Code	Class	# of Parcels	% VAL'N	ASSESSED VALUATION
1	Vacant Land	14	.18	86,300.00
2	Residential	709	32.62	15,476,000.00
3	Farm			
4a	Commercial	145	10.90	5,170,200.00
4b	Industrial	101	10.44	4,953,700.00
4c	Apartments	83	45.86	21,756,400.00
Total		1052		47,442,600.00

Land Area .20 Sq. Miles

Net Valuation Taxable-Municipal	47,838,277
Net Valuation Taxable-County	83,400,432
State Equalized Valuation	84,409,490
State Equalization Ratio	56.47

1980 PROPERTY TAX		
STATE EQUALIZED TAX RATE	1.05	
Local District School Taxes		886,932.98
Regional & Consolidated School Tax		
School Taxes in Municipal Budget	.01	12,059.48
County Taxes	1.17	* 991,377.29
County Library Taxes		
Local Municipal Purpose Taxes	.92	781,374.99
Veteran & Senior Citizen Taxes		32,380.00
Total Taxes for Rate Computation	3.15	2,704,124.74
Special District Taxes		
Bank Corp. Taxes		7,386.00
Added and Omitted Taxes		1,055.14
Total Taxes Levied - ABSTRACT		2,680,185.88
Total Taxes Billed		2,672,831.82
1980 TAXES COLLECTED		2,629,327.90
1980 Taxes Cancelled, Abated or Adjusted		139.62
Transfer to Tax Title Liens or Foreclosed		1,803.96
Balance Outstanding Dec. 31, 1980		41,560.34
PRIOR YEARS TAXES OUTSTANDING		
Balance January 1, 1980		47,557.87
Collected in 1980		46,462.03
Cancelled, Abated or Adjusted 1980		.02
Transfers to Tax Title Liens or Foreclosed		1,095.82
Balance December 31, 1980		
TAX TITLE LIENS OUTSTANDING		
Balance January 1, 1980		2,817.79
Transfer From Taxes		3,075.97
Redeemed in 1980		2,505.81
Cancelled, Abated or Adjusted (1980)		
Transfers to Foreclosed Property		
Balance December 31, 1980		3,387.95
PROPERTY ACQUIRED BY DEED OR FORECLOSURE		
Balance January 1, 1980		10,800.00
Transfers From Taxes or Liens		
Sale for Cash (1980)		
Cancelled, Abated or Adjusted (1980)		
Balance December 31, 1980		10,800.00

CURRENT FINANCES DECEMBER 31, 1980 ASSETS	
Cash Dec. 31, 1980	1,207,764.89
Taxes Receivable	41,560.34
Tax Title Liens	3,387.95
Foreclosed Property	10,800.00
Emergencies & Other Deferred Charges	
State and Federal Aid Receivable	29,606.06
Other Receivables	3,737.21
Total	1,296,856.45
LIABILITIES, RESERVES, AND SURPLUS	
Cash Liabilities	603,441.39
Reserves for Receivables	73,892.50
Surplus Dec. 31, 1980	619,522.56
Total	1,296,856.45

1980 3000

* ABOVE DEBT SERVICE INCLUDES TYPE I SCHOOL DEBT

*Includes County Health Service Taxes or County Vocational School Taxes. See Table 13, pgs. 675, 676.

0223

opulotion 1970 36,095
opulotion 1980 36,039
& P Rating A+
loody Roting AA

Generol Tox Rote Per $100. 3.63
Stote Equolized Tox Rote 2.99

HACKENSACK CITY — BERGEN CO.

Form of Government:
Council-Manager (1923)
Number of Members on Governing Body 5

PER CAPITA:		PER CENT:	
Gross Debt	530.86	Gross Debt	2.71
Net Debt	242.09	Net Debt	1.23
Debt Service	56.84	Tox Levy Collected	96.03
Totol Tox Levy	657.90	Tox Levy Concelled, Abated or Adjusted	1.88
Municipol Expenditures	458.68		

EXPENDITURES	
ENERAL GOVERNMENT	
Governing Body & Public Boords	
Municipol Clerk	
Finonciol Administrotion	142,525.00
Assessment of Toxes	107,363.00
Collection of Toxes	66,450.00
Plonning, Housing & Development	77,900.00
Humon Resources	
Elections	5,200.00
Generol Administration (other)	1,437,551.00
JDICIARY	
Municipal Courts	174,900.00
UBLIC SAFETY	
Fire Protection	2,621,784.00
Police Protection	3,079,978.00
Civil Defense & Disoster Control	1,400.00
Environmentol Inspection & Control	135,850.00
Other Public Sofety	
UBLIC WORKS	
Streets and Droinoge	684,332.00
Sewers and Sewage Processing	944,047.60
Garboge ond Trosh Disposol	516,136.00
Public Buildings ond Grounds	492,629.00
Other Public Works	
EALTH and WELFARE	
Heolth Services Except Environmental	140,495.00
Welfore Public Assistonce	93,935.00
Hospitols, Clinics, First Aid	27,800.00
Animol, Insect, & Rodent Control	20,214.00
Other Welfare Services	
CREATION and CONSERVATION	
Beoches and Boordwalks	
Porks, Ploygrounds, Shode Trees	182,059.00
Lond Reclomotion & Conservotion	
Other Recreotionol Services	65,065.00
UCATION (excluding schools)	
Librories	500,535.00
Other Educotionol Services	
ATUTORY EXPENDITURES	
Pensions & F. I. C. A.	989,990.61
Employee Fringe Benefits	445,500.00
Other Stotutory Expenditures	56,568.00
TA And Other Public Employment Programs	235,875.00
UNICIPAL FUNCTIONS TOTAL	13,246,082.21
APITAL IMPROVEMENTS *MEMO*	35,000.00
EBT SERVICE	
Principal Payments	1,184,000.00
Interest Payments	864,515.51
TYPE I SCHL DEBT *MEMO	1,223,481.76
FERRED CHARGES	150,134.74
HOOL, COUNTY, SPECIAL DISTRICT TAXES	15,114,134.25
SERVE FOR UNCOLLECTED TAXES	1,085,753.72
XPENDITURES TOTAL	31,644,620.43

REVENUES-REALIZED		
1980 Property Toxes Collected		22,662,511.21
1980 Poyments in Lieu of Toxes		
Delinquent Tax & Lien Collections		670,805.12
Business Personolty Replocement Toxes		1,404,865.00
Toxes from Public Utilities		1,660,482.00
Other Miscelloneous Tox Revenues		9,658.11
Stote Aid Revenues		324,707.28
Federol Aid Revenues		275,415.12
State ond Local Fiscol Assistonce Act Utilized		509,209.52
Sole of Acquired Property		
Other Miscellaneous Revenues		1,241,105.96
	Total	28,758,759.32
Prior Yeors Surplus Appropriated		1,480,000.00
REVENUES	TOTAL	30,238,759.32
Reserve For Uncollected Toxes		1,085,753.72
CAPITAL OUTLAY	TOTAL	2,161,280.29
Public Enterprises		212,680.18
Recreation—Culture		1,982.67
Public Works		1,765,494.49
Buildings ond Grounds		3,767.62
Librory ond Educotion		177,355.33
Conservotion		
All Other		

CAPITAL DEBT AUTHORIZED, DECEMBER 31, 1980

ISSUED AND UNISSUED	GROSS DEBT	NET DEBT
School	9,169,000	
Self-liquidoting	1,238,000	
Other	8,724,756	8,724,756
Totol	19,131,756	8,724,756

ISSUED AND UNISSUED	
School	9,169,000.00
Self-Liquidating	1,098,000.00
Other	7,500,000.00
Total	17,767,000.00
EQUALIZED VALUATION BASIS FOR NET DEBT COMPUTATION	706,589,455

REAL PROPERTY VALUATIONS

Code	Class	# of Parcels	% VAL'N	ASSESSED VALUATION
1	Vocant Land	486	2.15	13,466,700.00
2	Residential	5093	36.57	229,329,200.00
3	Farm			
4o	Commerciol	942	28.22	177,010,900.00
4b	Industrial	255	10.18	63,828,300.00
4c	Apartments	217	22.88	143,516,100.00
Totol		6993		627,151,200.00

Lond Area	4.00 Sq. Miles	
Net Voluotion Toxoble-Municipol		647,850,840
Net Voluotion Toxoble-County		762,414,727
Stote Equolized Voluotion		780,299,417
Stote Equolization Ratio		82.57

1980 PROPERTY TAX		
STATE EQUALIZED TAX RATE		
Locol District School Taxes	1.42	11,103,090.50
Regional & Consolidoted School Tox		
School Toxes in Municipal Budget	.16	1,245,254.50
County Toxes	.35	2,765,789.25
County Librory Toxes		
Local Municipol Purpose Taxes	1.07	8,360,546.81
Veteran & Senior Citizen Taxes		187,920.00
Total Taxes for Rate Computation	3.00	23,662,601.06
Speciol District Toxes		
Bank Corp. Taxes		153,843.05
Added and Omitted Taxes		81,367.10
Total Taxes Levied - ABSTRACT		23,709,891.21
Totol Taxes Billed		23,598,352.59
1980 TAXES COLLECTED		22,662,511.21
1980 Toxes Concelled, Aboted or Adjusted		443,210.49
Transfer to Tox Title Liens or Foreclosed		32,978.27
Bolonce Outstanding Dec. 31, 1980		459,652.62
PRIOR YEARS TAXES OUTSTANDING		
Bolonce Jonuory 1, 1980		657,377.06
Collected in 1980		616,247.68
Concelled, Aboted or Adjusted 1980		1,565.29
Tronsfers to Tox Title Liens or Foreclosed		13,131.56
Bolonce December 31, 1980		26,432.53
TAX TITLE LIENS OUTSTANDING		
Bolonce Jonuory 1, 1980		95,868.94
Tronsfer From Toxes		47,917.87
Redeemed in 1980		54,557.44
Concelled, Aboted or Adjusted (1980)		
Tronsfers to Foreclosed Property		
Bolonce December 31, 1980		89,229.37
PROPERTY ACQUIRED BY DEED OR FORECLOSURE		
Bolonce Jonuory 1, 1980		47,842.00
Tronsfers From Toxes or Liens		
Sole for Cosh (1980)		
Concelled, Aboted or Adjusted (1980)		
Bolonce December 31, 1980		47,842.00
CURRENT FINANCES DECEMBER 31, 1980		
ASSETS		
Cosh Dec. 31, 1980		3,310,775.03
Toxes Receivoble		486,085.15
Tox Title Liens		89,229.37
Foreclosed Property		47,842.00
Emergencies & Other Deferred Charges		222,000.00
State ond Federol Aid Receivable		
Other Receivobles		164,646.97
Total		4,320,578.52
LIABILITIES, RESERVES, AND SURPLUS		
Cosh Liobilities		1,847,477.22
Reserves for Receivobles		787,082.49
Surplus Dec. 31, 1980		1,686,018.81
Total		4,320,578.52

3000

* ABOVE DEBT SERVICE INCLUDES TYPE I SCHOOL DEBT

2108

Population 1970	9,495
Population 1980	8,850
S & P Roting	
Moody Rating	A

Generol Tox Rate Per $100. 5.31

Stote Equolized Tax Rote 2.56

HACKETTSTOWN TOWN – WARREN CO.

Form of Government:
Special Charter – (Ch 206-1970)
Number of Members on Governing Body 6

PER CAPITA:		PER CENT:	
Gross Debt	414.66	Gross Debt	2.64
Net Debt	79.63	Net Debt	.51
Debt Service	8.16	Tox Levy Collected	96.62
Totol Tox Levy	456.77	Tox Levy Concelled, Abated or Adjusted	.06
Municipol Expenditures	218.37		

EXPENDITURES	
GENERAL GOVERNMENT	
Governing Body & Public Boards	
Municipol Clerk	
Financial Administrotion	15,000.00
Assessment of Toxes	21,100.00
Collection of Toxes	11,885.00
Planning, Housing & Development	9,000.00
Humon Resources	
Elections	
Generol Administrotion (other)	218,463.44
JUDICIARY	
Municipol Courts	21,240.00
PUBLIC SAFETY	
Fire Protection	37,150.00
Police Protection	511,108.24
Civil Defense & Disoster Control	400.00
Environmentol Inspection & Control	34,950.00
Other Public Sofety	
PUBLIC WORKS	
Streets ond Droinoge	273,300.00
Sewers and Sewoge Processing	
Gorboge ond Trash Disposal	15,500.00
Public Buildings ond Grounds	73,470.00
Other Public Works	
HEALTH ond WELFARE	
Heolth Services Except Environmental	8,400.00
Welfore-Public Assistance	1,800.00
Hospitols, Clinics, First Aid	1,000.00
Animol, Insect, & Rodent Control	
Other Welfore Services	
RECREATION ond CONSERVATION	
Beaches and Boordwalks	
Parks, Ploygrounds, Shode Trees	22,000.00
Lond Reclamotion & Conservation	300.00
Other Recreotionol Services	94,650.00
EDUCATION (excluding schools)	
Librories	82,550.00
Other Educotionol Services	
STATUTORY EXPENDITURES	
Pensions & F. I. C. A.	95,500.00
Employee Fringe Benefits	37,750.00
Other Statutory Expenditures	4,500.00
CETA And Other Public Employment Progroms	
MUNICIPAL FUNCTIONS TOTAL	1,581,016.68
CAPITAL IMPROVEMENTS *MEMO*	19,528.83
DEBT SERVICE	
Principol Payments	46,000.00
Interest Poyments	26,194.25
DEFERRED CHARGES	4,400.00
SCHOOL, COUNTY, SPECIAL DISTRICT TAXES	3,373,452.07
RESERVE FOR UNCOLLECTED TAXES	275,000.00
EXPENDITURES TOTAL	5,306,063.00

REVENUES-REALIZED	
1980 Property Toxes Collected	3,894,930.42
1980 Poyments in Lieu of Toxes	
Delinquent Tax & Lien Collections	108,621.62
Business Personolty Replacement Taxes	211,688.88
Taxes from Public Utilities	257,533.00
Other Miscelloneous Tox Revenues	
Stote Aid Revenues	90,768.25
Federal Aid Revenues	
State and Local Fiscol Assistonce Act Utilized	106,888.24
Sale of Acquired Property	5,000.00
Other Miscelloneous Revenues	248,523.65
Totol	4,924,354.06
Prior Yeors Surplus Appropriated	343,700.00
REVENUES TOTAL	5,268,054.06
Reserve For Uncollected Taxes	275,000.00
CAPITAL OUTLAY TOTAL	95,597.41
Public Enterprises	
Recreotion—Culture	10,045.43
Public Works	81,591.98
Buildings ond Grounds	3,960.00
Librory ond Education	
Conservation	
All Other	

CAPITAL DEBT AUTHORIZED, DECEMBER 31, 1980

ISSUED AND UNISSUED	GROSS DEBT	NET DEBT
School	2,955,000	
Self-liquidoting		
Other	714,707	704,707
Total	3,669,707	704,707

ISSUED AND OUTSTANDING	
School	2,955,000.00
Self-Liquidoting	
Other	501,000.00
Total	3,456,000.00
EQUALIZED VALUATION BASIS FOR NET DEBT COMPUTATION	138,939,477

REAL PROPERTY VALUATIONS

Code	Closs	# of Porcels	% VAL'N	ASSESSED VALUATION
1	Vacont Lond	110	3.10	2,296,725.00
2	Residentiol	1922	58.09	43,006,875.00
3	Form	5	.07	58,225.00
4o	Commerciol	176	19.50	14,439,125.00
4b	Industriol	11	11.17	8,270,550.00
4c	Apartments	22	8.05	5,962,600.00
Total		2246		74,034,100.00

Lond Areo 3.60 Sq. Miles

Net Voluotion Taxable-Municipal	75,705,522
Net Voluotion Taxable-County	146,066,703
Stote Equolized Voluotion	154,706,967
State Equolization Ratio	48.38

1980 PROPERTY TAX		
STATE EQUALIZED TAX RATE		
Local District School Taxes	1.63	2,547,373.00
Regionol & Consolidoted School Tox		
School Taxes in Municipal Budget		
County Toxes	.53	* 826,079.07
County Librory Toxes		
Locol Municipol Purpose Toxes	.41	642,072.69
Veteran & Senior Citizen Taxes		49,500.00
Total Taxes for Rate Computation	2.57	4,065,024.76
Special District Taxes		
Bank Corp. Taxes		16,572.95
Added ond Omitted Toxes		10,342.49
Totol Toxes Levied - ABSTRACT		4,042,440.20
Totol Toxes Billed		4,031,375.42
1980 TAXES COLLECTED		3,894,930.42
1980 Toxes Concelled, Aboted or Adjusted		2,244.10
Tronsfer to Tox Title Liens or Foreclosed		13,486.99
Bolonce Outstonding Dec. 31, 1980		120,713.91

PRIOR YEARS TAXES OUTSTANDING	
Bolonce Jonuory 1, 1980	117,748.32
Collected in 1980	102,414.99
Concelled, Aboted or Adjusted 1980	
Tronsfers to Tox Title Liens or Foreclosed	15,333.33
Bolonce December 31, 1980	
TAX TITLE LIENS OUTSTANDING	
Bolonce January 1, 1980	3,925.14
Tronsfer From Toxes	31,475.34
Redeemed in 1980	6,206.63
Concelled, Aboted or Adjusted (1980)	
Tronsfers to Foreclosed Property	
Bolonce December 31, 1980	29,193.85
PROPERTY ACQUIRED BY DEED OR FORECLOSURE	
Bolonce Jonuory 1, 1980	14,325.00
Tronsfers From Toxes or Liens	
Sole for Cosh (1980)	5,000.00
Concelled, Aboted or Adjusted (1980)	5,975.00
Bolonce December 31, 1980	3,350.00

CURRENT FINANCES DECEMBER 31, 1980 ASSETS	
Cosh Dec. 31, 1980	1,162,173.91
Toxes Receivoble	120,713.91
Tox Title Liens	29,193.85
Foreclosed Property	3,350.00
Emergencies & Other Deferred Chorges	19,873.44
Stote ond Federol Aid Receivoble	380.92
Other Receivobles	77,247.94
Total	1,412,933.97
LIABILITIES, RESERVES, AND SURPLUS	
Cosh Liobilities	932,256.37
Reserves for Receivobles	230,505.70
Surplus Dec. 31, 1980	250,171.90
Total	1,412,933.97

*Includes County Health Service Taxes or County Vocational School Taxes. See Table 13, pgs. 675, 676.

0416

'opulation 1970 18,200
'opulation 1980 15,875
& P Rating
Aoody Rating A

General Tax Rate Per $100. 3.14
State Equalized Tax Rate 2.83

HADDON TOWNSHIP – CAMDEN CO.

Form of Government:
Commission (1911)
Number of Members on Governing Body 3

PER CAPITA:		PER CENT:	
Gross Debt	238.49	Gross Debt	1.60
Net Debt	93.10	Net Debt	.62
Debt Service	3.78	Tax Levy Collected	96.93
Total Tax Levy	468.67	Tax Levy Cancelled, Abated or Adjusted	.13
Municipal Expenditures	178.34		

EXPENDITURES		REVENUES-REALIZED	
GENERAL GOVERNMENT			
Governing Body & Public Boards			
Municipal Clerk		1980 Property Taxes Collected	7,186,799.28
Financial Administration	67,975.00	1980 Payments in Lieu of Taxes	
Assessment of Taxes	68,350.00	Delinquent Tax & Lien Collections	160,863.72
Collection of Taxes	49,145.00	Business Personalty Replacement Taxes	111,167.76
Planning, Housing & Development	14,307.00	Taxes from Public Utilities	569,371.00
Human Resources	100.00	Other Miscellaneous Tax Revenues	
Elections	13,470.00	State Aid Revenues	134,307.90
General Administration (other)	136,194.00	Federal Aid Revenues	18,768.58
JUDICIARY		State and Local Fiscal Assistance Act Utilized	128,859.11
Municipal Courts	18,004.00	Sale of Acquired Property	
PUBLIC SAFETY		Other Miscellaneous Revenues	249,012.02
Fire Protection	17,000.00	Total	8,559,149.37
Police Protection	652,307.00	Prior Years Surplus Appropriated	425,000.00
Civil Defense & Disaster Control	2,562.00	REVENUES TOTAL	8,984,149.37
Environmental Inspection & Control	26,355.00	Reserve For Uncollected Taxes	342,035.00
Other Public Safety		CAPITAL OUTLAY TOTAL	1,075,892.46
PUBLIC WORKS			
Streets and Drainage	333,722.00	Public Enterprises	360,999.37
Sewers and Sewage Processing	95,223.00	Recreation—Culture	38,013.93
Garbage and Trash Disposal	40,656.14	Public Works	676,879.16
Public Buildings and Grounds	45,751.50	Buildings and Grounds	
Other Public Works	35,067.00	Library and Education	
HEALTH and WELFARE		Conservation	
Health Services Except Environmental	952.00	All Other	
Welfare-Public Assistance	6,591.50	CAPITAL DEBT AUTHORIZED, DECEMBER 31, 1980	
Hospitals, Clinics, First Aid		ISSUED AND UNISSUED	GROSS DEBT / NET DEBT
Animal, Insect, & Rodent Control		School	1,306,787
Other Welfare Services		Self-liquidating	842,541
RECREATION and CONSERVATION		Other	1,636,726 / 1,477,976
Beaches and Boardwalks		Total	3,786,054 / 1,477,976
Parks, Playgrounds, Shade Trees	4,329.00		
Land Reclamation & Conservation		ISSUED AND OUTSTANDING	
Other Recreational Services	17,000.00	School	392,000.00
EDUCATION (excluding schools)		Self-Liquidating	835,550.00
Libraries	4,270.00	Other	814,100.00
Other Educational Services		Total	2,041,650.00
STATUTORY EXPENDITURES		EQUALIZED VALUATION BASIS	
Pensions & F. I. C. A.	138,495.84	FOR NET DEBT COMPUTATION	237,019,451
Employee Fringe Benefits	42,000.00	REAL PROPERTY VALUATIONS	
Other Statutory Expenditures	11,000.00	Code Class # of Parcels % VAL'N	ASSESSED VALUATION
CETA And Other Public Employment Programs	31,500.00	1 Vacant Land 242 .91	2,064,350.00
MUNICIPAL FUNCTIONS TOTAL	1,872,376.98	2 Residential 4551 76.71	174,879,150.00
CAPITAL IMPROVEMENTS *MEMO*	10,000.00	3 Farm	
DEBT SERVICE		4a Commercial 284 14.13	32,219,700.00
Principal Payments		4b Industrial 27 .91	2,081,300.00
Interest Payments	60,077.93	4c Apartments 19 7.33	16,717,661.00
		Total 5123	227,962,161.00
DEFERRED CHARGES	556,668.16	Land Area 2.69 Sq. Miles	
SCHOOL, COUNTY, SPECIAL DISTRICT TAXES	6,758,062.24	Net Valuation Taxable-Municipal	229,601,791
RESERVE FOR UNCOLLECTED TAXES	342,035.00	Net Valuation Taxable-County	231,710,949
EXPENDITURES TOTAL	9,589,180.31	State Equalized Valuation	253,727,775
		State Equalization Ratio	90.43

1980 PROPERTY TAX		
STATE EQUALIZED TAX RATE		
Local District School Taxes	1.53	3,877,626.80
Regional & Consolidated School Tax		
School Taxes in Municipal Budget		
County Taxes	1.03	* 2,625,077.29
County Library Taxes	.02	58,477.15
Local Municipal Purpose Taxes	.25	642,885.00
Veteran & Senior Citizen Taxes		187,180.00
Total Taxes for Rate Computation	2.83	7,391,246.24
Special District Taxes		196,881.00
Bank Corp. Taxes		28,621.79
Added and Omitted Taxes		10,498.52
Total Taxes Levied - ABSTRACT		7,440,067.55
Total Taxes Billed		7,414,095.50
1980 TAXES COLLECTED		7,186,799.28
1980 Taxes Cancelled, Abated or Adjusted		9,532.24
Transfer to Tax Title Liens or Foreclosed		
Balance Outstanding Dec. 31, 1980		217,763.98
PRIOR YEARS TAXES OUTSTANDING		
Balance January 1, 1980		171,848.41
Collected in 1980		158,611.98
Cancelled, Abated or Adjusted 1980		11,570.09
Transfers to Tax Title Liens or Foreclosed		1,666.34
Balance December 31, 1980		
TAX TITLE LIENS OUTSTANDING		
Balance January 1, 1980		2,863.30
Transfer From Taxes		1,666.34
Redeemed in 1980		2,251.74
Cancelled, Abated or Adjusted (1980)		
Transfers to Foreclosed Property		
Balance December 31, 1980		2,277.90
PROPERTY ACQUIRED BY DEED OR FORECLOSURE		
Balance January 1, 1980		40,085.00
Transfers From Taxes or Liens		
Sale for Cash (1980)		
Cancelled, Abated or Adjusted (1980)		
Balance December 31, 1980		40,085.00
CURRENT FINANCES DECEMBER 31, 1980		
ASSETS		
Cash Dec. 31, 1980		690,877.49
Taxes Receivable		217,763.98
Tax Title Liens		2,277.90
Foreclosed Property		40,085.00
Emergencies & Other Deferred Charges		85,681.23
State and Federal Aid Receivable		3,125.12
Other Receivables		646,614.18
Total		1,686,424.90
LIABILITIES, RESERVES, AND SURPLUS		
Cash Liabilities		872,565.70
Reserves for Receivables		298,141.06
Surplus Dec. 31, 1980		515,718.14
Total		1,686,424.90

*Includes County Health Service Taxes or County Vocational School Taxes. See Table 13, pgs. 675,676.

0418

Population 1970 9,375
Population 1980 8,361
S & P Rating
Moody Rating A-1

General Tax Rate Per $100. 3.91
State Equalized Tax Rate 2.91

HADDON HEIGHTS BOROUGH — CAMDEN CO.

Form of Government:
Borough Council
Number of Members on Governing Body 6

PER CAPITA:		PER CENT:	
Gross Debt	161.61	Gross Debt	1.10
Net Debt	149.05	Net Debt	1.02
Debt Service	12.68	Tax Levy Collected	99.17
Total Tax Levy	472.14	Tax Levy Cancelled, Abated or Adjusted	.03
Municipal Expenditures	180.20		

EXPENDITURES

GENERAL GOVERNMENT	
Governing Body & Public Boards	9,500.00
Municipal Clerk	
Financial Administration	8,200.00
Assessment of Taxes	10,990.00
Collection of Taxes	17,253.00
Planning, Housing & Development	7,258.00
Human Resources	
Elections	
General Administration (other)	152,718.00
JUDICIARY	
Municipal Courts	16,429.00
PUBLIC SAFETY	
Fire Protection	53,731.25
Police Protection	379,574.00
Civil Defense & Disaster Control	1,732.00
Environmental Inspection & Control	7,328.00
Other Public Safety	
PUBLIC WORKS	
Streets and Drainage	150,702.40
Sewers and Sewage Processing	2,677.83
Garbage and Trash Disposal	194,244.08
Public Buildings and Grounds	24,478.00
Other Public Works	
HEALTH and WELFARE	
Health Services Except Environmental	1,357.00
Welfare-Public Assistance	2,962.00
Hospitals, Clinics, First Aid	
Animal, Insect, & Rodent Control	
Other Welfare Services	
RECREATION and CONSERVATION	
Beaches and Boardwalks	
Parks, Playgrounds, Shade Trees	29,652.00
Land Reclamation & Conservation	
Other Recreational Services	4,170.00
EDUCATION (excluding schools)	
Libraries	52,360.00
Other Educational Services	4,935.00
STATUTORY EXPENDITURES	
Pensions & F. I. C. A.	133,276.30
Employee Fringe Benefits	31,300.00
Other Statutory Expenditures	3,350.00
CETA And Other Public Employment Programs	48,660.00
MUNICIPAL FUNCTIONS TOTAL	1,348,837.86
CAPITAL IMPROVEMENTS *MEMO*	1,000.00
DEBT SERVICE	
Principal Payments	60,000.00
Interest Payments	46,007.37
DEFERRED CHARGES	2,404.77
SCHOOL, COUNTY, SPECIAL DISTRICT TAXES	3,445,616.75
RESERVE FOR UNCOLLECTED TAXES	49,413.86
EXPENDITURES TOTAL	4,952,280.61

REVENUES-REALIZED

1980 Property Taxes Collected		3,910,625.19
1980 Payments in Lieu of Taxes		
Delinquent Tax & Lien Collections		28,903.29
Business Personalty Replacement Taxes		45,422.64
Taxes from Public Utilities		407,597.00
Other Miscellaneous Tax Revenues		
State Aid Revenues		89,008.10
Federal Aid Revenues		36,864.64
State and Local Fiscal Assistance Act Utilized		57,890.52
Sale of Acquired Property		
Other Miscellaneous Revenues		157,611.31
	Total	4,733,922.69
Prior Years Surplus Appropriated		248,074.76
REVENUES	TOTAL	4,981,997.45
Reserve For Uncollected Taxes		49,413.86
CAPITAL OUTLAY	TOTAL	173,610.80
Public Enterprises		
Recreation—Culture		7,504.76
Public Works		35,409.08
Buildings and Grounds		122,875.40
Library and Education		7,821.56
Conservation		
All Other		

CAPITAL DEBT AUTHORIZED, DECEMBER 31, 1980

ISSUED AND UNISSUED	GROSS DEBT	NET DEBT
School	89,000	
Self-liquidating		
Other	1,262,219	1,246,219
Total	1,351,219	1,246,219
ISSUED AND OUTSTANDING		
School		89,000.00
Self-Liquidating		
Other		930,500.00
Total		1,019,500.00
EQUALIZED VALUATION BASIS FOR NET DEBT COMPUTATION		122,408,387

REAL PROPERTY VALUATIONS

Code	Class	# of Parcels	% VAL'N	ASSESSED VALUATION
1	Vacant Land	49	.39	384,900.00
2	Residential	2533	88.29	87,943,605.00
3	Farm			
4a	Commercial	85	8.95	8,912,500.00
4b	Industrial	3	.25	246,800.00
4c	Apartments	15	2.13	2,118,700.00
Total		2685		99,606,505.00

Land Area 1.58 Sq. Miles

Net Valuation Taxable-Municipal	100,601,352
Net Valuation Taxable-County	122,949,307
State Equalized Valuation	134,379,179
State Equalization Ratio	74.68

1980 PROPERTY TAX

STATE EQUALIZED TAX RATE		
Local District School Taxes	1.51	2,032,985.00
Regional & Consolidated School Tax		
School Taxes in Municipal Budget		
County Taxes	1.05	* 1,412,631.75
County Library Taxes		
Local Municipal Purpose Taxes	.36	482,546.57
Veteran & Senior Citizen Taxes		97,380.00
Total Taxes for Rate Computation	2.92	4,025,543.32
Special District Taxes		
Bank Corp. Taxes		6,730.09
Added and Omitted Taxes		12,707.57
Total Taxes Levied - ABSTRACT		3,947,600.98
Total Taxes Billed		3,943,520.60
1980 TAXES COLLECTED		3,910,625.19
1980 Taxes Cancelled, Abated or Adjusted		1,295.81
Transfer to Tax Title Liens or Foreclosed		
Balance Outstanding Dec. 31, 1980		31,599.60

PRIOR YEARS TAXES OUTSTANDING

Balance January 1, 1980	29,919.69
Collected in 1980	27,849.17
Cancelled, Abated or Adjusted 1980	3.10
Transfers to Tax Title Liens or Foreclosed	2,067.42
Balance December 31, 1980	

TAX TITLE LIENS OUTSTANDING

Balance January 1, 1980	
Transfer From Taxes	2,257.00
Redeemed in 1980	1,054.12
Cancelled, Abated or Adjusted (1980)	
Transfers to Foreclosed Property	
Balance December 31, 1980	1,202.88

PROPERTY ACQUIRED BY DEED OR FORECLOSURE

Balance January 1, 1980	28,800.00
Transfers From Taxes or Liens	
Sale for Cash (1980)	
Cancelled, Abated or Adjusted (1980)	
Balance December 31, 1980	28,800.00

CURRENT FINANCES DECEMBER 31, 1980

ASSETS	
Cash Dec. 31, 1980	732,980.83
Taxes Receivable	31,599.60
Tax Title Liens	1,202.88
Foreclosed Property	28,800.00
Emergencies & Other Deferred Charges	7,218.30
State and Federal Aid Receivable	
Other Receivables	13,484.18
Total	815,285.79
LIABILITIES, RESERVES, AND SURPLUS	
Cash Liabilities	103,646.11
Reserves for Receivables	75,086.66
Surplus Dec. 31, 1980	636,553.02
Total	815,285.79

1980 3000

*Includes County Health Service Taxes or County Vocational School Taxes. See Table 13, pgs. 675, 676.

0417

opulation 1970 13,120
opulation 1980 12,337
& P Rating
Moody Rating

General Tax Rate Per $100. 5.77
State Equalized Tax Rate 2.88

HADDONFIELD BOROUGH — CAMDEN CO.

Form of Government:
Commission (1911)
Number of Members on Governing Body 3

PER CAPITA:		PER CENT:	
Gross Debt	424.26	Gross Debt	1.91
Net Debt	12.86	Net Debt	.06
Debt Service	11.67	Tax Levy Collected	97.12
Total Tax Levy	748.76	Tax Levy Cancelled, Abated or Adjusted	.16
Municipal Expenditures	221.87		

EXPENDITURES	
ENERAL GOVERNMENT	
Governing Body & Public Boards	
Municipal Clerk	
Financial Administration	85,182.63
Assessment of Taxes	12,413.60
Collection of Taxes	48,258.30
Planning, Housing & Development	3,909.30
Human Resources	
Elections	6,705.18
General Administration (other)	194,071.34
JDICIARY	
Municipal Courts	41,745.57
UBLIC SAFETY	
Fire Protection	151,055.54
Police Protection	634,823.92
Civil Defense & Disaster Control	500.00
Environmental Inspection & Control	24,476.52
Other Public Sofety	
UBLIC WORKS	
Streets and Drainage	176,400.19
Sewers and Sewage Processing	
Garbage and Trash Disposal	164,735.23
Public Buildings and Grounds	143,694.75
Other Public Works	13,025.00
EALTH and WELFARE	
Health Services Except Environmental	25,102.61
Welfare-Public Assistance	4,141.03
Hospitals, Clinics, First Aid	
Animal, Insect, & Rodent Control	
Other Welfare Services	
ECREATION and CONSERVATION	
Beaches and Boardwalks	
Parks, Playgrounds, Shade Trees	52,221.39
Land Reclamation & Conservation	117.49
Other Recreational Services	27,233.00
DUCATION (excluding schools)	
Libraries	186,338.00
Other Educational Services	
TATUTORY EXPENDITURES	
Pensions & F. I. C. A.	218,218.70
Employee Fringe Benefits	74,729.71
Other Statutory Expenditures	6,850.00
ETA And Other Public Employment Programs	28,000.00
UNICIPAL FUNCTIONS TOTAL	2,323,949.00
APITAL IMPROVEMENTS *MEMO*	62,500.00
EBT SERVICE	
Principal Payments	131,673.33
Interest Payments	12,301.72
EFERRED CHARGES	
CHOOL, COUNTY, SPECIAL DISTRICT TAXES	8,129,020.80
ESERVE FOR UNCOLLECTED TAXES	269,233.78
XPENDITURES TOTAL	10,866,178.63

REVENUES-REALIZED		
1980 Property Taxes Collected		8,943,614.20
1980 Payments in Lieu of Taxes		
Delinquent Tax & Lien Collections		171,259.31
Business Personalty Replacement Taxes		109,677.92
Taxes from Public Utilities		516,036.00
Other Miscellaneous Tax Revenues		
State Aid Revenues		105,803.59
Federal Aid Revenues		34,062.37
State and Local Fiscal Assistance Act Utilized		49,922.00
Sale of Acquired Property		
Other Miscellaneous Revenues		729,081.19
	Total	10,663,456.58
Prior Years Surplus Appropriated		650,000.00
REVENUES	TOTAL	11,313,456.58
Reserve For Uncollected Taxes		269,233.78
CAPITAL OUTLAY	TOTAL	218,754.10
Public Enterprises		73,180.97
Recreation—Culture		
Public Works		82,560.20
Buildings and Grounds		63,012.93
Library and Education		
Conservation		
All Other		

CAPITAL DEBT AUTHORIZED, DECEMBER 31, 1980

ISSUED AND UNISSUED	GROSS DEBT	NET DEBT
School	3,865,000	
Self-liquidating	1,205,195	
Other	163,942	158,637
Total	5,234,138	158,637

ISSUED AND OUTSTANDING	
School	3,865,000.00
Self-Liquidating	1,202,077.16
Other	155,203.34
Total	5,222,280.50
EQUALIZED VALUATION BASIS FOR NET DEBT COMPUTATION	274,504,368

REAL PROPERTY VALUATIONS

Code	Class	# of Parcels	% VAL'N	ASSESSED VALUATION
1	Vacant Land	119	.67	1,032,300.00
2	Residential	3995	84.69	130,194,000.00
3	Farm			
4a	Commercial	257	14.01	21,536,900.00
4b	Industrial			
4c	Apartments	10	.63	970,500.00
Total		4381		153,733,700.00

Land Area 2.78 Sq. Miles

Net Valuation Taxable-Municipal	158,936,538
Net Valuation Taxable-County	277,214,896
State Equalized Valuation	312,793,274
State Equalization Ratio	49.98

1980 PROPERTY TAX		
STATE EQUALIZED TAX RATE →	1.55	
Local District School Taxes		4,941,951.00
Regional & Consolidated School Tax		
School Taxes in Municipal Budget		
County Taxes	1.00	* 3,187,069.80
County Library Taxes		
Local Municipal Purpose Taxes	.32	1,033,100.00
Veteran & Senior Citizen Taxes		95,950.00
Total Taxes for Rate Computation	2.87	9,258,070.80
Special District Taxes		
Bank Corp. Taxes		29,709.13
Added and Omitted Taxes		45,611.42
Total Taxes Levied - ABSTRACT		9,237,441.35
Total Taxes Billed		9,208,509.77
1980 TAXES COLLECTED		8,943,614.20
1980 Taxes Cancelled, Abated or Adjusted		14,325.57
Transfer to Tax Title Liens or Foreclosed		21,799.37
Balance Outstanding Dec. 31, 1980		228,770.63
PRIOR YEARS TAXES OUTSTANDING		
Balance January 1, 1980		160,813.38
Collected in 1980		158,706.44
Cancelled, Abated or Adjusted 1980		83.07
Transfers to Tax Title Liens or Foreclosed		2,017.56
Balance December 31, 1980		6.31
TAX TITLE LIENS OUTSTANDING		
Balance January 1, 1980		55,062.50
Transfer From Taxes		24,012.00
Redeemed in 1980		12,552.87
Cancelled, Abated or Adjusted (1980)		
Transfers to Foreclosed Property		
Balance December 31, 1980		66,521.63
PROPERTY ACQUIRED BY DEED OR FORECLOSURE		
Balance January 1, 1980		24,300.00
Transfers From Taxes or Liens		
Sale for Cash (1980)		
Cancelled, Abated or Adjusted (1980)		
Balance December 31, 1980		24,300.00

CURRENT FINANCES DECEMBER 31, 1980 ASSETS	
Cash Dec. 31, 1980	2,547,755.67
Taxes Receivable	228,776.94
Tax Title Liens	66,521.63
Foreclosed Property	24,300.00
Emergencies & Other Deferred Charges	
State and Federal Aid Receivable	10,260.74
Other Receivables	823.13
Total	2,878,438.11
LIABILITIES, RESERVES, AND SURPLUS	
Cash Liabilities	1,758,451.08
Reserves for Receivables	320,421.70
Surplus Dec. 31, 1980	799,565.33
Total	2,878,438.11

*Includes County Health Service Taxes or County Vocational School Taxes. See Table 13, pgs. 675, 676.

0316

Papulotian 1970 2,995
Papulotian 1980 3,236
S & P Rating
Moody Rating

General Tox Rote Per $100. 3.09
Stote Equalized Tax Rote 2.55

HAINESPORT TOWNSHIP – BURLINGTON CO.

Form of Government:
Township Committee
Number of Members on Governing Body 3

PER CAPITA:		PER CENT:	
Gross Debt	77.10	Gross Debt	.43
Net Debt	22.64	Net Debt	.13
Debt Service		Tox Levy Collected	86.32
Totol Tax Levy	528.16	Tox Levy Cancelled, Abated or Adjusted	.60
Municipol Expenditures	277.05		

EXPENDITURES	
GENERAL GOVERNMENT	
Gaverning Body & Public Boords	
Municipal Clerk	
Financiol Administration	9,400.00
Assessment of Taxes	8,430.00
Collection of Toxes	12,300.00
Planning, Housing & Develapment	5,830.00
Human Resaurces	
Elections	1,060.00
Generol Administration (other)	105,360.00
JUDICIARY	
Municipal Courts	14,030.00
PUBLIC SAFETY	
Fire Pratection	34,740.00
Police Pratectian	152,186.00
Civil Defense & Disoster Control	
Environmentol Inspectian & Control	12,950.00
Other Public Sofety	
PUBLIC WORKS	
Streets ond Drainage	92,760.00
Sewers ond Sewage Processing	1,480.00
Garboge and Trash Disposol	49,160.00
Public Buildings and Graunds	16,720.00
Other Public Warks	5,597.00
HEALTH and WELFARE	
Health Services Except Enviranmentol	470.00
Welfare-Public Assistance	1,720.00
Haspitals, Clinics, First Aid	
Animal, Insect, & Rodent Control	
Other Welfore Services	
RECREATION and CONSERVATION	
Beoches ond Baardwolks	
Porks, Playgraunds, Shade Trees	
Land Reclamotion & Conservatian	
Other Recreotianal Services	350.00
EDUCATION (excluding schaals)	
Libraries	
Other Educatianol Services	
STATUTORY EXPENDITURES	
Pensions & F. I. C. A.	23,826.58
Employee Fringe Benefits	11,140.00
Other Statutory Expenditures	2,500.00
CETA And Other Public Emplayment Programs	59,735.00
MUNICIPAL FUNCTIONS TOTAL	621,744.58
CAPITAL IMPROVEMENTS *MEMO*	
DEBT SERVICE	
Principal Poyments	
Interest Payments	
DEFERRED CHARGES	11,561.95
SCHOOL, COUNTY, SPECIAL DISTRICT TAXES	1,559,038.72
RESERVE FOR UNCOLLECTED TAXES	263,361.47
EXPENDITURES TOTAL	2,455,706.72

REVENUES-REALIZED		
1980 Praperty Taxes Collected		1,477,888.97
1980 Poyments in Lieu of Toxes		
Delinquent Tox & Lien Collections		155,718.68
Business Personalty Replacement Taxes		54,573.28
Toxes fram Public Utilities		174,743.00
Other Miscellaneous Tax Revenues		
State Aid Revenues		20,089.42
Federol Aid Revenues		34,622.15
State and Locol Fiscal Assistance Act Utilized		59,989.54
Sale of Acquired Property		
Other Miscellaneous Revenues		102,506.55
	Total	2,081,131.59
Prior Years Surplus Appraprioted		300,000.00
REVENUES	TOTAL	2,381,131.59
Reserve For Uncollected Taxes		263,361.47
CAPITAL OUTLAY	TOTAL	97,207.00
Public Enterprises		
Recreation—Culture		
Public Works		
Buildings and Grounds		97,207.00
Library and Educotion		
Conservation		
All Other		

CAPITAL DEBT AUTHORIZED, DECEMBER 31, 1980

ISSUED AND UNISSUED	GROSS DEBT	NET DEBT
School	176,235	
Self-liquidating		
Other	73,250	73,250
Total	249,485	73,250

ISSUED AND OUTSTANDING	
School	176,235.19
Self-Liquidating	
Other	
Total	176,235.19
EQUALIZED VALUATION BASIS FOR NET DEBT COMPUTATION	57,423,359

REAL PROPERTY VALUATIONS

Code	Class	# of Parcels	% VAL'N	ASSESSED VALUATION
1	Vacant Land	323	7.72	4,092,850.00
2	Residential	985	61.15	32,429,910.00
3	Farm	67	2.83	1,503,500.00
4o	Commercial	74	14.47	7,673,400.00
4b	Industrial	41	13.84	7,338,000.00
4c	Apartments			
Totol		1490		53,037,660.00

Land Area 6.58 Sq. Miles

Net Valuotian Taxable-Municipol	53,881,492
Net Valuation Taxable-County	60,529,928
State Equalized Valuotion	65,046,486
Stote Equolization Ratio	82.61

1980 PROPERTY TAX		
STATE EQUALIZED TAX RATE		
Local District School Taxes	1.02	664,981.00
Regianal & Consolidoted Schaal Tax	.77	504,693.06
School Taxes in Municipal Budget		
County Taxes	.57	369,189.98
County Library Taxes	.03	20,174.68
Local Municipal Purpose Taxes	.16	102,340.00
Veteron & Seniar Citizen Taxes		35,270.00
Total Taxes for Rote Computotion	2.55	1,696,648.72
Special District Taxes		
Bank Corp. Taxes		1,419.80
Added and Omitted Taxes		46,325.85
Total Toxes Levied - ABSTRACT		1,709,124.37
Totol Taxes Billed		1,712,103.63
1980 TAXES COLLECTED		1,477,888.97
1980 Taxes Cancelled, Abated or Adjusted		10,189.84
Transfer to Tax Title Liens or Foreclosed		7,273.86
Balance Outstanding Dec. 31, 1980		216,750.96

PRIOR YEARS TAXES OUTSTANDING	
Balance January 1, 1980	156,071.40
Collected in 1980	152,933.44
Cancelled, Abated or Adjusted 1980	518.14
Transfers to Tax Title Liens or Foreclased	2,619.82
Balance December 31, 1980	

TAX TITLE LIENS OUTSTANDING	
Balance January 1, 1980	4,651.60
Transfer Fram Taxes	10,048.60
Redeemed in 1980	2,785.24
Cancelled, Abated or Adjusted (1980)	
Transfers to Foreclased Praperty	2,625.63
Balance December 31, 1980	9,289.33

PROPERTY ACQUIRED BY DEED OR FORECLOSURE	
Balance January 1, 1980	22,386.37
Transfers From Taxes or Liens	2,625.63
Sale for Cash (1980)	
Cancelled, Abated or Adjusted (1980)	
Balance December 31, 1980	25,012.00

CURRENT FINANCES DECEMBER 31, 1980	
ASSETS	
Cash Dec. 31, 1980	338,552.82
Taxes Receivable	216,750.96
Tax Title Liens	9,289.33
Foreclased Property	25,012.00
Emergencies & Other Deferred Chorges	15,904.22
Stote and Federal Aid Receivoble	
Other Receivables	61,317.40
Total	666,826.73
LIABILITIES, RESERVES, AND SURPLUS	
Cash Liabilities	99,355.18
Reserves for Receivables	312,369.69
Surplus Dec. 31, 1980	255,101.86
Total	666,826.73

1603

Population 1970 6,770
Population 1980 6,667
S & P Rating
Moody Rating

General Tax Rate Per $100. 5.11
State Equalized Tax Rate 2.22

HALEDON BOROUGH — PASSAIC CO.

Form of Government:
Borough Council
Number of Members on Governing Body 6

PER CAPITA		PER CENT:	
Gross Debt	324.30	Gross Debt	2.03
Net Debt	156.41	Net Debt	.98
Debt Service	6.61	Tax Levy Collected	98.95
Total Tax Levy	422.31	Tax Levy Cancelled, Abated or Adjusted	.02
Municipal Expenditures	182.75		

EXPENDITURES		REVENUES-REALIZED	
GENERAL GOVERNMENT			
Governing Body & Public Boards			
Municipal Clerk		1980 Property Taxes Collected	2,758,650.94
Financial Administration	9,350.00	1980 Payments in Lieu of Taxes	
Assessment of Taxes	6,630.00	Delinquent Tax & Lien Collections	32,453.77
Collection of Taxes	18,450.00	Business Personalty Replacement Taxes	76,347.64
Planning, Housing & Development	4,245.00	Taxes from Public Utilities	295,859.00
Human Resources		Other Miscellaneous Tax Revenues	
Elections		State Aid Revenues	55,674.56
General Administration (other)	113,010.00	Federal Aid Revenues	36,432.86
JUDICIARY		State and Local Fiscal Assistance Act Utilized	45,673.73
Municipal Courts	10,930.00	Sale of Acquired Property	
PUBLIC SAFETY		Other Miscellaneous Revenues	177,859.02
Fire Protection	56,200.00	Total	3,478,951.52
Police Protection	348,785.11	Prior Years Surplus Appropriated	117,000.00
Civil Defense & Disaster Control	1,300.00	REVENUES TOTAL	3,595,951.52
Environmental Inspection & Control	3,200.00	Reserve For Uncollected Taxes	62,370.82
Other Public Safety		CAPITAL OUTLAY TOTAL	175,112.84
PUBLIC WORKS			
Streets and Drainage	99,950.00	Public Enterprises	
Sewers and Sewage Processing	117,773.00	Recreation—Culture	
Garbage and Trash Disposal	56,300.00	Public Works	163,015.16
Public Buildings and Grounds	23,375.00	Buildings and Grounds	12,097.68
Other Public Works	26,300.00	Library and Education	
HEALTH and WELFARE		Conservation	
Health Services Except Environmental	33,710.70	All Other	
Welfare-Public Assistance	3,815.00		
Hospitals, Clinics, First Aid	750.00		
Animal, Insect, & Rodent Control			
Other Welfare Services			
RECREATION and CONSERVATION			
Beaches and Boardwalks			
Parks, Playgrounds, Shade Trees			
Land Reclamation & Conservation			
Other Recreational Services	4,550.00		
EDUCATION (excluding schools)			
Libraries	35,000.00		
Other Educational Services			
STATUTORY EXPENDITURES			
Pensions & F. I. C. A.	58,533.62		
Employee Fringe Benefits	24,000.00		
Other Statutory Expenditures	3,300.00		
CETA And Other Public Employment Programs	40,000.00		
MUNICIPAL FUNCTIONS TOTAL	1,099,467.43		
CAPITAL IMPROVEMENTS *MEMO*	14,269.76		
DEBT SERVICE			
Principal Payments	22,300.00		
Interest Payments	21,349.93		
DEFERRED CHARGES	1,965.66		
SCHOOL, COUNTY, SPECIAL DISTRICT TAXES	2,413,537.62		
RESERVE FOR UNCOLLECTED TAXES	62,370.82		
EXPENDITURES TOTAL	3,620,981.46		

CAPITAL DEBT AUTHORIZED, DECEMBER 31, 1980

ISSUED AND UNISSUED	GROSS DEBT	NET DEBT
School	999,355	
Self-liquidating	109,900	
Other	1,033,392	1,033,392
Total	2,142,647	1,033,392

ISSUED AND OUTSTANDING	
School	999,355.15
Self-Liquidating	109,900.00
Other	732,800.00
Total	1,842,055.15
EQUALIZED VALUATION BASIS FOR NET DEBT COMPUTATION	105,438,360

REAL PROPERTY VALUATIONS

Code	Class	# of Parcels	% VAL'N	ASSESSED VALUATION
1	Vacant Land	97	1.24	631,600.00
2	Residential	1481	72.31	36,789,800.00
3	Farm			
4a	Commercial	181	11.61	5,905,000.00
4b	Industrial	29	11.02	5,609,300.00
4c	Apartments	9	3.82	1,944,100.00
Total		1747		50,879,800.00

Land Area 1.30 Sq. Miles

Net Valuation Taxable-Municipal	54,556,501
Net Valuation Taxable-County	116,141,519
State Equalized Valuation	120,293,249
State Equalization Ratio	43.63

1980 PROPERTY TAX		
STATE EQUALIZED TAX RATE		
Local District School Taxes	.80	1,005,919.12
Regional & Consolidated School Tax	.52	654,478.60
School Taxes in Municipal Budget		
County Taxes	.60	753,139.90
County Library Taxes		
Local Municipal Purpose Taxes	.30	371,481.46
Veteran & Senior Citizen Taxes		62,760.00
Total Taxes for Rate Computation	2.22	2,847,779.08
Special District Taxes		
Bank Corp. Taxes		5,208.15
Added and Omitted Taxes		
Total Taxes Levied - ABSTRACT		2,790,227.23
Total Taxes Billed		2,787,837.20
1980 TAXES COLLECTED		2,758,650.94
1980 Taxes Cancelled, Abated or Adjusted		541.66
Transfer to Tax Title Liens or Foreclosed		51.10
Balance Outstanding Dec. 31, 1980		28,593.50
PRIOR YEARS TAXES OUTSTANDING		
Balance January 1, 1980		32,453.77
Collected in 1980		32,453.77
Cancelled, Abated or Adjusted 1980		
Transfers to Tax Title Liens or Foreclosed		
Balance December 31, 1980		
TAX TITLE LIENS OUTSTANDING		
Balance January 1, 1980		519.37
Transfer From Taxes		51.10
Redeemed in 1980		
Cancelled, Abated or Adjusted (1980)		
Transfers to Foreclosed Property		
Balance December 31, 1980		570.47
PROPERTY ACQUIRED BY DEED OR FORECLOSURE		
Balance January 1, 1980		10,425.00
Transfers From Taxes or Liens		
Sale for Cash (1980)		
Cancelled, Abated or Adjusted (1980)		
Balance December 31, 1980		10,425.00

CURRENT FINANCES DECEMBER 31, 1980 ASSETS	
Cash Dec. 31, 1980	218,237.66
Taxes Receivable	28,593.50
Tax Title Liens	570.47
Foreclosed Property	10,425.00
Emergencies & Other Deferred Charges	11,689.76
State and Federal Aid Receivable	1,587.34
Other Receivables	29,012.46
Total	300,116.19
LIABILITIES, RESERVES, AND SURPLUS	
Cash Liabilities	97,581.91
Reserves for Receivables	68,601.43
Surplus Dec. 31, 1980	133,932.85
Total	300,116.19

1909

Papulation 1970 1,825
Papulation 1980 1,832
S & P Rating
Maady Rating

General Tax Rate Per $100. 2.65
State Equalized Tax Rate 2.56

HAMBURG BOROUGH — SUSSEX CO.

Form of Government:
Borough Council
Number of Members on Governing Body 6

PER CAPITA:		PER CENT:	
Grass Debt	1,774.79	Grass Debt	10.31
Net Debt	806.88	Net Debt	4.69
Debt Service		Tax Levy Collected	90.70
Total Tax Levy	494.53	Tax Levy Cancelled, Abated or Adjusted	.33
Municipal Expenditures	240.90		

EXPENDITURES	
GENERAL GOVERNMENT	
Governing Body & Public Boards	
Municipal Clerk	
Financial Administration	4,460.00
Assessment of Taxes	4,100.00
Collection of Taxes	4,260.00
Planning, Housing & Development	5,090.60
Human Resources	1,000.00
Elections	1,000.00
General Administration (other)	53,671.62
JUDICIARY	
Municipal Courts	10,901.24
PUBLIC SAFETY	
Fire Protection	16,120.00
Police Protection	90,600.00
Civil Defense & Disaster Control	50.00
Environmental Inspection & Control	6,185.00
Other Public Safety	
PUBLIC WORKS	
Streets and Drainage	45,988.18
Sewers and Sewage Processing	
Garbage and Trash Disposal	34,120.00
Public Buildings and Grounds	10,000.00
Other Public Works	2,250.00
HEALTH and WELFARE	
Health Services Except Environmental	7,780.00
Welfare-Public Assistance	1,214.70
Hospitals, Clinics, First Aid	
Animal, Insect, & Rodent Control	
Other Welfare Services	
RECREATION and CONSERVATION	
Beaches and Boardwalks	
Parks, Playgrounds, Shade Trees	2,000.00
Land Reclamation & Conservation	
Other Recreational Services	
EDUCATION (excluding schools)	
Libraries	
Other Educational Services	
STATUTORY EXPENDITURES	
Pensions & F. I. C. A.	10,850.00
Employee Fringe Benefits	
Other Statutory Expenditures	1,206.53
CETA And Other Public Employment Programs	
MUNICIPAL FUNCTIONS TOTAL	312,647.87
CAPITAL IMPROVEMENTS *MEMO*	10,411.00
DEBT SERVICE	
Principal Payments	
Interest Payments	
DEFERRED CHARGES	19,916.42
SCHOOL, COUNTY, SPECIAL DISTRICT TAXES	800,477.82
RESERVE FOR UNCOLLECTED TAXES	108,558.58
EXPENDITURES TOTAL	1,241,800.69

REVENUES-REALIZED		
1980 Property Taxes Collected		819,073.42
1980 Payments in Lieu of Taxes		
Delinquent Tax & Lien Collections		71,010.19
Business Personalty Replacement Taxes		38,493.16
Taxes from Public Utilities		55,667.00
Other Miscellaneous Tax Revenues		
State Aid Revenues		34,356.86
Federal Aid Revenues		
State and Local Fiscal Assistance Act Utilized		21,870.26
Sale of Acquired Property		4,000.00
Other Miscellaneous Revenues		70,776.44
	Total	1,115,247.33
Prior Years Surplus Appropriated		135,000.00
REVENUES	TOTAL	1,250,247.33
Reserve For Uncollected Taxes		108,558.58
CAPITAL OUTLAY	TOTAL	82,539.53
Public Enterprises		
Recreation—Culture		10,029.00
Public Works		72,510.53
Buildings and Grounds		
Library and Education		
Conservation		
All Other		

CAPITAL DEBT AUTHORIZED, DECEMBER 31, 1980

ISSUED AND UNISSUED	GROSS DEBT	NET DEBT
School	1,773,211	
Self-liquidating	168,000	168,000
Other	1,310,200	1,310,200
Total	3,251,411	1,478,200

ISSUED AND OUTSTANDING	
School	1,377,199.40
Self-Liquidating	168,000.00
Other	
Total	1,545,199.40
EQUALIZED VALUATION BASIS FOR NET DEBT COMPUTATION	31,546,515

REAL PROPERTY VALUATIONS

Code	Class	# of Parcels	% VAL'N	ASSESSED VALUATION
1	Vacant Land	91	4.99	1,679,000.00
2	Residential	499	61.89	20,807,500.00
3	Farm	11	1.17	393,200.00
4a	Commercial	45	14.12	4,747,425.00
4b	Industrial	7	17.04	5,728,600.00
4c	Apartments	2	.79	264,200.00
Total		655		33,619,925.00

Land Area 1.20 Sq. Miles

Net Valuation Taxable-Municipal	33,940,853
Net Valuation Taxable-County	33,501,005
State Equalized Valuation	35,002,097
State Equalization Ratio	96.94

1980 PROPERTY TAX		
STATE EQUALIZED TAX RATE		
Local District School Taxes	1.43	500,538.78
Regional & Consolidated School Tax	.22	76,773.37
School Taxes in Municipal Budget		
County Taxes	.61	* 212,435.27
County Library Taxes	.03	10,730.40
Local Municipal Purpose Taxes	.27	96,154.84
Veteran & Senior Citizen Taxes		14,530.00
Total Taxes for Rate Computation	2.56	911,162.66
Special District Taxes		
Bank Corp. Taxes		5,669.26
Added and Omitted Taxes		3,672.66
Total Taxes Levied - ABSTRACT		905,974.58
Total Taxes Billed		903,105.27
1980 TAXES COLLECTED		819,073.42
1980 Taxes Cancelled, Abated or Adjusted		2,940.61
Transfer to Tax Title Liens or Foreclosed		5,223.70
Balance Outstanding Dec. 31, 1980		75,867.54
PRIOR YEARS TAXES OUTSTANDING		
Balance January 1, 1980		63,696.73
Collected in 1980		54,033.42
Cancelled, Abated or Adjusted 1980		
Transfers to Tax Title Liens or Foreclosed		227.22
Balance December 31, 1980		9,436.09
TAX TITLE LIENS OUTSTANDING		
Balance January 1, 1980		23,682.37
Transfer From Taxes		5,468.86
Redeemed in 1980		16,976.77
Cancelled, Abated or Adjusted (1980)		
Transfers to Foreclosed Property		
Balance December 31, 1980		12,174.46
PROPERTY ACQUIRED BY DEED OR FORECLOSURE		
Balance January 1, 1980		4,000.00
Transfers From Taxes or Liens		
Sale for Cash (1980)		4,000.00
Cancelled, Abated or Adjusted (1980)		
Balance December 31, 1980		

CURRENT FINANCES DECEMBER 31, 1980	
ASSETS	
Cash Dec. 31, 1980	231,638.89
Taxes Receivable	85,303.63
Tax Title Liens	12,174.46
Foreclosed Property	
Emergencies & Other Deferred Charges	14,724.61
State and Federal Aid Receivable	
Other Receivables	27,394.70
Total	371,236.29
LIABILITIES, RESERVES, AND SURPLUS	
Cash Liabilities	55,170.58
Reserves for Receivables	124,872.79
Surplus Dec. 31, 1980	191,192.92
Total	371,236.29

*Includes County Health Service Taxes or County Vocational School Taxes. See Table 13, pgs. 675, 676.

0112

opulation 1970 6,465
opulation 1980 5,459
& P Rating
oody Rating

General Tax Rate Per $100. 2.02
State Equalized Tax Rate 1.34

HAMILTON TOWNSHIP – ATLANTIC CO.

Form of Government:
Township Committee
Number of Members on Governing Body 5

PER CAPITA:		PER CENT:	
Gross Debt	853.53	Gross Debt	4.06
Net Debt	312.38	Net Debt	1.49
Debt Service	38.48	Tax Levy Collected	89.16
Total Tax Levy	447.75	Tax Levy Cancelled, Abated or Adjusted	1.67
Municipal Expenditures	271.28		

EXPENDITURES	
ENERAL GOVERNMENT	
Governing Body & Public Boards	18,050.00
Municipal Clerk	44,443.96
Financial Administration	21,630.96
Assessment of Taxes	49,730.03
Collection of Taxes	55,951.62
Planning, Housing & Development	36,640.00
Human Resources	
Elections	
General Administration (other)	246,113.23
UDICIARY	
Municipal Courts	61,282.09
UBLIC SAFETY	
Fire Protection	115,750.00
Police Protection	71,493.29
Civil Defense & Disaster Control	3,600.00
Environmental Inspection & Control	41,248.20
Other Public Safety	
UBLIC WORKS	
Streets and Drainage	578,263.29
Sewers and Sewage Processing	
Garbage and Trash Disposal	
Public Buildings and Grounds	117,526.60
Other Public Works	6,786.00
EALTH and WELFARE	
Health Services Except Environmental	7,720.00
Welfare-Public Assistance	35,363.99
Hospitals, Clinics, First Aid	5,100.00
Animal, Insect, & Rodent Control	6,750.00
Other Welfare Services	
ECREATION and CONSERVATION	
Beaches and Boardwalks	
Parks, Playgrounds, Shade Trees	44,503.82
Land Reclamation & Conservation	1,575.00
Other Recreational Services	9,100.00
DUCATION (excluding schools)	
Libraries	4,000.00
Other Educational Services	1,400.00
TATUTORY EXPENDITURES	
Pensions & F. I. C. A.	97,621.99
Employee Fringe Benefits	
Other Statutory Expenditures	4,793.26
ETA And Other Public Employment Programs	86,327.12
UNICIPAL FUNCTIONS TOTAL	1,772,764.45
APITAL IMPROVEMENTS *MEMO*	29,005.14
EBT SERVICE	
Principal Payments	277,698.84
Interest Payments	87,834.79
EFERRED CHARGES	74,518.10
CHOOL, COUNTY, SPECIAL DISTRICT TAXES	3,801,435.34
ESERVE FOR UNCOLLECTED TAXES	364,035.35
XPENDITURES TOTAL	6,378,286.87

REVENUES-REALIZED		
1980 Property Taxes Collected		3,806,792.53
1980 Payments in Lieu of Taxes		
Delinquent Tax & Lien Collections		238,446.09
Business Personalty Replacement Taxes		149,576.72
Taxes from Public Utilities		681,449.00
Other Miscellaneous Tax Revenues		
State Aid Revenues		52,313.39
Federal Aid Revenues		95,288.57
State and Local Fiscal Assistance Act Utilized		156,991.00
Sale of Acquired Property		308,500.00
Other Miscellaneous Revenues		557,390.18
	Total	6,046,747.48
Prior Years Surplus Appropriated		620,370.13
REVENUES	TOTAL	6,667,117.61
Reserve For Uncollected Taxes		364,035.35
CAPITAL OUTLAY	TOTAL	745,695.82
Public Enterprises		
Recreation—Culture		14,180.21
Public Works		728,693.11
Buildings and Grounds		2,822.50
Library and Education		
Conservation		
All Other		

CAPITAL DEBT AUTHORIZED, DECEMBER 31, 1980

ISSUED AND UNISSUED	GROSS DEBT	NET DEBT
School	5,120,373	
Self-liquidating		
Other	2,987,340	2,967,281
Total	8,107,713	2,967,281
ISSUED AND OUTSTANDING		
School		5,028,406.11
Self-Liquidating		
Other		2,025,540.00
Total		7,053,946.11
EQUALIZED VALUATION BASIS FOR NET DEBT COMPUTATION		199,455,728

REAL PROPERTY VALUATIONS

Code	Class	# of Parcels	% VAL'N	ASSESSED VALUATION
1	Vacant Land	7717	27.31	51,460,240.00
2	Residential	2925	45.67	86,055,500.00
3	Farm	223	3.63	6,851,500.00
4a	Commercial	182	13.69	25,803,600.00
4b	Industrial	12	4.88	9,195,500.00
4c	Apartments	10	4.81	9,072,500.00
Total		11069		188,438,840.00

Land Area 113.40 Sq. Miles

Net Valuation Taxable-Municipal	192,922,968
Net Valuation Taxable-County	196,266,048
State Equalized Valuation	286,535,977
State Equalization Ratio	66.81

1980 PROPERTY TAX		
STATE EQUALIZED TAX RATE		
Local District School Taxes	.46	1,331,682.00
Regional & Consolidated School Tax	.40	1,164,139.81
School Taxes in Municipal Budget		
County Taxes	.40	* 1,166,011.24
County Library Taxes	.01	36,072.29
Local Municipal Purpose Taxes	.07	192,920.00
Veteran & Senior Citizen Taxes		98,950.00
Total Taxes for Rate Computation	1.34	3,989,775.34
Special District Taxes		103,530.00
Bank Corp. Taxes		2,103.91
Added and Omitted Taxes		256,719.71
Total Taxes Levied - ABSTRACT		4,253,178.96
Total Taxes Billed		4,269,544.40
1980 TAXES COLLECTED		3,806,792.53
1980 Taxes Cancelled, Abated or Adjusted		71,346.67
Transfer to Tax Title Liens or Foreclosed		20,101.41
Balance Outstanding Dec. 31, 1980		371,303.79
PRIOR YEARS TAXES OUTSTANDING		
Balance January 1, 1980		229,304.15
Collected in 1980		220,731.98
Cancelled, Abated or Adjusted 1980		.62
Transfers to Tax Title Liens or Foreclosed		7,665.51
Balance December 31, 1980		906.04
TAX TITLE LIENS OUTSTANDING		
Balance January 1, 1980		68,331.49
Transfer From Taxes		29,302.19
Redeemed in 1980		17,714.11
Cancelled, Abated or Adjusted (1980)		
Transfers to Foreclosed Property		
Balance December 31, 1980		79,919.57
PROPERTY ACQUIRED BY DEED OR FORECLOSURE		
Balance January 1, 1980		974,916.00
Transfers From Taxes or Liens		
Sale for Cash (1980)		308,500.00
Cancelled, Abated or Adjusted (1980)		5,920.00
Balance December 31, 1980		660,496.00
CURRENT FINANCES DECEMBER 31, 1980		
ASSETS		
Cash Dec. 31, 1980		2,939,149.35
Taxes Receivable		372,209.83
Tax Title Liens		79,919.57
Foreclosed Property		660,496.00
Emergencies & Other Deferred Charges		134,242.05
State and Federal Aid Receivable		537.13
Other Receivables		36,502.64
Total		4,223,056.57
LIABILITIES, RESERVES, AND SURPLUS		
Cash Liabilities		1,182,632.88
Reserves for Receivables		1,149,128.04
Surplus Dec. 31, 1980		1,891,295.65
Total		4,223,056.57

*Includes County Health Service Taxes or County Vocational School Taxes. See Table 13, pgs. 675, 676.

1103

Population 1970	79,860
Population 1980	82,801
S & P Rating	
Moody Rating	A-1

General Tax Rate Per $100. 3.20

State Equalized Tax Rate 2.56

HAMILTON TOWNSHIP – MERCER CO.

Form of Government:
Mayor-Council Plan E (OMCL50)
Number of Members on Governing Body 5

PER CAPITA:		PER CENT:	
Gross Debt	599.29	Gross Debt	4.17
Net Debt	303.11	Net Debt	2.11
Debt Service	12.13	Tax Levy Collected	95.68
Total Tax Levy	448.34	Tax Levy Cancelled, Abated or Adjusted	.37
Municipal Expenditures	253.39		

EXPENDITURES	
GENERAL GOVERNMENT	
Governing Body & Public Boards	167,875.30
Municipal Clerk	103,954.27
Financial Administration	357,380.74
Assessment of Taxes	132,368.83
Collection of Taxes	240,599.01
Planning, Housing & Development	304,795.91
Human Resources	81,533.67
Elections	
General Administration (other)	3,112,702.48
JUDICIARY	
Municipal Courts	230,335.60
PUBLIC SAFETY	
Fire Protection	19,595.40
Police Protection	3,960,955.33
Civil Defense & Disaster Control	8,920.00
Environmental Inspection & Control	404,926.51
Other Public Safety	
PUBLIC WORKS	
Streets and Drainage	2,577,825.73
Sewers and Sewage Processing	
Garbage and Trash Disposal	916,520.00
Public Buildings and Grounds	1,072,798.59
Other Public Works	79,299.00
HEALTH and WELFARE	
Health Services Except Environmental	644,921.38
Welfare-Public Assistance	152,929.93
Hospitals, Clinics, First Aid	
Animal, Insect, & Rodent Control	
Other Welfare Services	
RECREATION and CONSERVATION	
Beaches and Boardwalks	
Parks, Playgrounds, Shade Trees	
Land Reclamation & Conservation	1,250.00
Other Recreational Services	753,839.12
EDUCATION (excluding schools)	
Libraries	723,439.00
Other Educational Services	15,200.00
STATUTORY EXPENDITURES	
Pensions & F. I. C. A.	1,368,000.00
Employee Fringe Benefits	597,000.00
Other Statutory Expenditures	25,000.00
CETA And Other Public Employment Programs	33,094.66
MUNICIPAL FUNCTIONS TOTAL	18,087,060.46
CAPITAL IMPROVEMENTS *MEMO*	500,000.00
DEBT SERVICE	
Principal Payments	460,000.00
Interest Payments	544,599.00
DEFERRED CHARGES	139,206.17
SCHOOL, COUNTY, SPECIAL DISTRICT TAXES	33,840,596.38
RESERVE FOR UNCOLLECTED TAXES	1,750,000.00
EXPENDITURES TOTAL	54,821,462.01

REVENUES-REALIZED	
1980 Property Taxes Collected	35,497,993.02
1980 Payments in Lieu of Taxes	71,889.00
Delinquent Tax & Lien Collections	1,179,540.58
Business Personalty Replacement Taxes	977,727.20
Taxes from Public Utilities	10,255,996.00
Other Miscellaneous Tax Revenues	
State Aid Revenues	1,113,997.89
Federal Aid Revenues	242,277.07
State and Local Fiscal Assistance Act Utilized	1,065,936.74
Sale of Acquired Property	51,600.00
Other Miscellaneous Revenues	2,011,306.41
Total	52,468,263.91
Prior Years Surplus Appropriated	2,800,000.00
REVENUES TOTAL	55,268,263.91
Reserve For Uncollected Taxes	1,750,000.00
CAPITAL OUTLAY TOTAL	13,405,006.51
Public Enterprises	6,915,661.49
Recreation—Culture	1,964,694.29
Public Works	2,160,040.92
Buildings and Grounds	2,364,609.81
Library and Education	
Conservation	
All Other	

CAPITAL DEBT AUTHORIZED, DECEMBER 31, 1980

ISSUED AND UNISSUED	GROSS DEBT	NET DEBT
School	5,505,000	
Self-liquidating	19,019,371	
Other	25,097,751	25,097,751
Total	49,622,122	25,097,751

ISSUED AND OUTSTANDING	
School	3,773,000.00
Self-Liquidating	14,895,000.00
Other	19,470,000.00
Total	38,138,000.00
EQUALIZED VALUATION BASIS FOR NET DEBT COMPUTATION	1,190,774,168

REAL PROPERTY VALUATIONS

Code	Class	# of Parcels	% VAL'N	ASSESSED VALUATION
1	Vacant Land	1960	2.91	31,280,100.00
2	Residential	22357	74.60	801,954,700.00
3	Farm	299	.77	8,210,900.00
4a	Commercial	934	12.40	133,274,450.00
4b	Industrial	72	4.48	48,198,250.00
4c	Apartments	55	4.84	52,067,650.00
Total		25677		1,074,986,050.00

Land Area 39.38 Sq. Miles

Net Valuation Taxable-Municipal	1,103,032,004
Net Valuation Taxable-County	1,268,932,650
State Equalized Valuation	1,368,323,717
State Equalization Ratio	80.22

1980 PROPERTY TAX		
STATE EQUALIZED TAX RATE		
Local District School Taxes	1.50	20,625,427.73
Regional & Consolidated School Tax		
School Taxes in Municipal Budget		
County Taxes	.85	11,695,756.70
County Library Taxes	-	
Local Municipal Purpose Taxes	.22	2,978,186.41
Veteran & Senior Citizen Taxes		814,660.00
Total Taxes for Rate Computation	2.57	36,114,030.84
Special District Taxes		1,519,411.95
Bank Corp. Taxes		37,932.57
Added and Omitted Taxes		266,420.01
Total Taxes Levied - ABSTRACT		37,123,135.37
Total Taxes Billed		37,099,754.02
1980 TAXES COLLECTED		35,497,993.02
1980 Taxes Cancelled, Abated or Adjusted		137,404.15
Transfer to Tax Title Liens or Foreclosed		88,801.06
Balance Outstanding Dec. 31, 1980		1,375,555.79
PRIOR YEARS TAXES OUTSTANDING		
Balance January 1, 1980		1,051,685.04
Collected in 1980		978,032.27
Cancelled, Abated or Adjusted 1980		10,267.73
Transfers to Tax Title Liens or Foreclosed		35,665.25
Balance December 31, 1980		27,719.79
TAX TITLE LIENS OUTSTANDING		
Balance January 1, 1980		295,649.18
Transfer From Taxes		129,721.24
Redeemed in 1980		201,508.31
Cancelled, Abated or Adjusted (1980)		
Transfers to Foreclosed Property		
Balance December 31, 1980		223,862.21
PROPERTY ACQUIRED BY DEED OR FORECLOSURE		
Balance January 1, 1980		180,065.00
Transfers From Taxes or Liens		
Sale for Cash (1980)		51,600.00
Cancelled Abated or Adjusted (1980)		51,800.00
Balance December 31, 1980		76,665.00
CURRENT FINANCES DECEMBER 31, 1980		
ASSETS		
Cash Dec. 31, 1980		5,298,268.76
Taxes Receivable		1,403,275.58
Tax Title Liens		223,862.21
Foreclosed Property		76,665.00
Emergencies & Other Deferred Charges		
State and Federal Aid Receivable		63,730.75
Other Receivables		363,690.41
Total		7,429,492.71
LIABILITIES, RESERVES, AND SURPLUS		
Cash Liabilities		2,755,421.71
Reserves for Receivables		2,007,603.20
Surplus Dec. 31, 1980		2,666,467.80
Total		7,429,492.71

0113

opulation 1970 11,505
opulation 1980 12,298
& P Rating A
Aaady Rating BAA-1

General Tax Rate Per $100. 5.18
State Equalized Tax Rate 2.36

HAMMONTON TOWN — ATLANTIC CO.

Form of Government:
Special Charter — (CH 85 — 1866)
Number of Members on Governing Body 7

PER CAPITA:		PER CENT:	
Gross Debt	543.75	Gross Debt	4.26
Net Debt	203.81	Net Debt	1.60
Debt Service	18.44	Tax Levy Collected	92.70
Total Tax Levy	361.74	Tax Levy Cancelled, Abated or Adjusted	.01
Municipal Expenditures	180.14		

EXPENDITURES		REVENUES-REALIZED	
GENERAL GOVERNMENT			
Gaverning Bady & Public Baards			
Municipal Clerk		1980 Praperty Taxes Collected	4,114,910.30
Financial Administration	21,430.00	1980 Payments in Lieu of Taxes	
Assessment of Taxes	19,915.00	Delinquent Tax & Lien Collections	214,561.94
Collection of Taxes	23,800.00	Business Personalty Replacement Taxes	197,737.48
Planning, Housing & Develapment	15,950.00	Taxes from Public Utilities	446,466.00
Human Resaurces	30.00	Other Miscellaneaus Tax Revenues	
Elections	3,220.00	State Aid Revenues	118,549.82
General Administratian (other)	240,248.06	Federal Aid Revenues	79,657.19
JUDICIARY		State and Local Fiscal Assistance Act Utilized	85,144.00
Municipal Caurts	31,900.00	Sale af Acquired Praperty	12,440.00
PUBLIC SAFETY		Other Miscellaneous Revenues	387,193.06
Fire Pratectian	52,850.00	Total	5,656,659.79
Police Protection	523,276.55	Prior Years Surplus Appropriated	200,000.00
Civil Defense & Disaster Control		REVENUES TOTAL	5,856,659.79
Enviranmental Inspection & Cantral	40,929.45	Reserve For Uncallected Taxes	271,007.78
Other Public Safety		CAPITAL OUTLAY TOTAL	805,049.06
PUBLIC WORKS			
Streets and Drainage	171,434.00	Public Enterprises	165,421.18
Sewers and Sewage Processing		Recreation—Culture	
Garbage and Trash Disposal		Public Works	625,162.88
Public Buildings and Grounds	25,119.00	Buildings and Grounds	14,465.00
Other Public Warks	11,878.00	Library and Education	
HEALTH and WELFARE		Conservatian	
Health Services Except Enviranmental	14,640.00	All Other	
Welfare-Public Assistance	5,010.00		
Hospitals, Clinics, First Aid	1,000.00		
Animal, Insect, & Rodent Cantrol	4,294.30		
Other Welfare Services			
RECREATION and CONSERVATION			
Beaches and Boardwalks	3,274.25		
Parks, Playgraunds, Shade Trees	10,850.00		
Land Reclamation & Conservatian	10,887.00		
Other Recreatianal Services	18,495.00		
EDUCATION (excluding schools)			
Libraries			
Other Educational Services			
STATUTORY EXPENDITURES			
Pensians & F. I. C. A.	129,604.56		
Employee Fringe Benefits	50,570.97		
Other Statutary Expenditures	5,200.00		
CETA And Other Public Emplayment Programs	78,796.90		
MUNICIPAL FUNCTIONS TOTAL	1,714,603.04		
CAPITAL IMPROVEMENTS *MEMO*	17,500.00		
DEBT SERVICE			
Principal Payments	130,000.00		
Interest Payments	96,765.96		
DEFERRED CHARGES	3,000.00		
SCHOOL, COUNTY, SPECIAL DISTRICT TAXES	3,728,943.85		
RESERVE FOR UNCOLLECTED TAXES	271,007.78		
EXPENDITURES TOTAL	5,944,320.63		

CAPITAL DEBT AUTHORIZED, DECEMBER 31, 1980

ISSUED AND UNISSUED	GROSS DEBT	NET DEBT
Schaal	2,649,000	
Self-liquidating	1,848,733	317,107
Other	2,189,289	2,189,289
Total	6,687,023	2,506,396

ISSUED AND OUTSTANDING	
School	2,649,000.00
Self-Liquidating	1,142,500.00
Other	2,184,250.00
Total	5,975,750.00
EQUALIZED VALUATION BASIS FOR NET DEBT COMPUTATION	156,862,822

REAL PROPERTY VALUATIONS

Code	Class	# of Parcels	% VAL'N	ASSESSED VALUATION
1	Vacant Land	1000	3.65	2,984,600.00
2	Residential	3089	59.94	49,044,255.00
3	Farm	775	7.74	6,327,825.00
4a	Commercial	380	18.84	15,415,150.00
4b	Industrial	53	6.78	5,548,795.00
4c	Apartments	11	3.05	2,497,950.00
Total		5308		81,818,575.00

Land Area	41.80 Sq. Miles
Net Valuation Taxable-Municipal	84,948,070
Net Valuation Taxable-County	167,776,205
State Equalized Valuation	182,572,314
State Equalization Ratio	45.61

1980 PROPERTY TAX		
STATE EQUALIZED TAX RATE		
Local District School Taxes	1.45	2,700,246.35
Regional & Consolidated School Tax		
School Taxes in Municipal Budget		
County Taxes	.54	* 997,861.44
County Library Taxes	.02	30,836.06
Local Municipal Purpose Taxes	.36	665,013.26
Veteran & Senior Citizen Taxes		128,090.00
Total Taxes for Rate Computation	2.37	4,522,047.11
Special District Taxes		
Bank Corp. Taxes		10,007.79
Added and Omitted Taxes		44,759.33
Total Taxes Levied - ABSTRACT		4,448,724.23
Total Taxes Billed		4,438,716.44
1980 TAXES COLLECTED		4,114,910.30
1980 Taxes Cancelled, Abated or Adjusted		450.00
Transfer to Tax Title Liens or Foreclosed		10,677.96
Balance Outstanding Dec. 31, 1980		312,678.19

PRIOR YEARS TAXES OUTSTANDING	
Balance January 1, 1980	218,788.86
Collected in 1980	201,118.71
Cancelled, Abated or Adjusted 1980	4,699.13
Transfers to Tax Title Liens or Foreclosed	643.52
Balance December 31, 1980	12,327.50
TAX TITLE LIENS OUTSTANDING	
Balance January 1, 1980	33,940.59
Transfer From Taxes	11,427.44
Redeemed in 1980	13,443.23
Cancelled, Abated or Adjusted (1980)	18.00
Transfers to Foreclosed Property	
Balance December 31, 1980	31,906.80
PROPERTY ACQUIRED BY DEED OR FORECLOSURE	
Balance January 1, 1980	77,943.00
Transfers From Taxes or Liens	
Sale for Cash (1980)	12,440.00
Cancelled, Abated or Adjusted (1980)	46,960.00
Balance December 31, 1980	18,543.00

CURRENT FINANCES DECEMBER 31, 1980 ASSETS	
Cash Dec. 31, 1980	587,333.43
Taxes Receivable	325,005.68
Tax Title Liens	31,906.80
Foreclosed Property	18,543.00
Emergencies & Other Deferred Charges	8,000.00
State and Federal Aid Receivable	
Other Receivables	
Total	970,788.91
LIABILITIES, RESERVES, AND SURPLUS	
Cash Liabilities	162,514.43
Reserves for Receivables	375,455.48
Surplus Dec. 31, 1980	432,819.00
Total	970,788.91

80/3000

*Includes County Health Service Taxes or County Vocational School Taxes. See Table 13, pgs. 675, 676.

1013

Population 1970 1,390
Population 1980 1,614
S & P Rating
Moody Rating

General Tax Rate Per $100. 2.85
Stote Equalized Tox Rote 2.52

HAMPTON BOROUGH – HUNTERDON CO.

Form of Government:
Borough Council
Number of Members on Governing Body 6

PER CAPITA:

Gross Debt	764.96
Net Debt	53.90
Debt Service	
Total Tox Levy	340.64
Municipol Expenditures	183.36

PER CENT:

Gross Debt	6.55
Net Debt	.46
Tox Levy Collected	91.34
Tox Levy Cancelled, Aboted or Adjusted	

EXPENDITURES	
GENERAL GOVERNMENT	
Governing Body & Public Boords	
Municipol Clerk	
Finonciol Administrotion	5,700.00
Assessment of Toxes	3,050.00
Collection of Taxes	3,500.00
Plonning, Housing & Development	15,566.63
Human Resources	100.00
Elections	
General Administration (other)	40,743.01
JUDICIARY	
Municipol Courts	5,350.00
PUBLIC SAFETY	
Fire Protection	15,500.00
Police Protection	59,417.62
Civil Defense & Disaster Control	100.00
Environmental Inspection & Control	4,750.00
Other Public Sofety	
PUBLIC WORKS	
Streets and Drainage	35,498.00
Sewers ond Sewage Processing	
Garboge and Trash Disposol	14,670.00
Public Buildings and Grounds	13,500.00
Other Public Works	
HEALTH and WELFARE	
Health Services Except Environmentol	850.00
Welfare-Public Assistance	300.00
Hospitals, Clinics, First Aid	100.00
Animol, Insect, & Rodent Control	
Other Welfare Services	
RECREATION and CONSERVATION	
Beaches ond Boardwalks	
Parks, Playgrounds, Shode Trees	1,550.00
Land Reclamation & Conservation	
Other Recreational Services	2,650.00
EDUCATION (excluding schools)	
Libraries	
Other Educationol Services	
STATUTORY EXPENDITURES	
Pensions & F. I. C. A.	7,350.00
Employee Fringe Benefits	2,900.00
Other Statutory Expenditures	1,500.00
CETA And Other Public Employment Progroms	
MUNICIPAL FUNCTIONS TOTAL	234,645.26
CAPITAL IMPROVEMENTS *MEMO*	
DEBT SERVICE	
Principal Payments	
Interest Poyments	
DEFERRED CHARGES	6,678.44
SCHOOL, COUNTY, SPECIAL DISTRICT TAXES	463,049.73
RESERVE FOR UNCOLLECTED TAXES	54,627.00
EXPENDITURES TOTAL	759,000.43

REVENUES-REALIZED		
1980 Property Taxes Collected		502,220.12
1980 Payments in Lieu of Taxes		
Delinquent Tax & Lien Collections		33,366.19
Business Personalty Replocement Taxes		7,716.60
Toxes from Public Utilities		22,392.00
Other Miscellaneous Tox Revenues		
State Aid Revenues		22,412.47
Federol Aid Revenues		
Stote ond Locol Fiscal Assistance Act Utilized		18,586.00
Sole of Acquired Property		
Other Miscelloneous Revenues		64,776.93
	Total	671,470.31
Prior Years Surplus Appropriated		70,000.00
REVENUES	TOTAL	741,470.31
Reserve For Uncollected Taxes		54,627.00
CAPITAL OUTLAY	TOTAL	324,362.71
Public Enterprises		294,301.13
Recreation—Culture		10,182.25
Public Works		
Buildings and Grounds		19,879.33
Library ond Education		
Conservation		
All Other		

CAPITAL DEBT AUTHORIZED, DECEMBER 31, 1980

ISSUED AND UNISSUED	GROSS DEBT	NET DEBT
School	303,923	
Self-liquidating	843,714	
Other	87,000	87,000
Totol	1,234,638	87,000

ISSUED AND OUTSTANDING	
School	303,923.80
Self-Liquidating	763,714.40
Other	87,000.00
Total	1,154,638.20
EQUALIZED VALUATION BASIS FOR NET DEBT COMPUTATION	18,854,791

REAL PROPERTY VALUATIONS

Code	Class	# of Parcels	% VAL'N	ASSESSED VALUATION
1	Vacant Land	89	5.15	968,250.00
2	Residential	358	81.35	15,307,125.00
3	Farm	20	3.06	576,656.00
4o	Commercial	12	4.16	782,150.00
4b	Industrial	1	.55	103,250.00
4c	Apartments	6	5.73	1,078,950.00
Total		486		18,816,381.00

Land Area	1.40 Sq. Miles	
Net Valuation Taxable-Municipol		19,310,659
Net Valuation Toxable-County		19,349,407
State Equolized Voluation		21,760,453
Stote Equolization Ratio		88.51

1980 PROPERTY TAX		
STATE EQUALIZED TAX RATE		
Local District School Toxes	1.06	230,286.00
Regional & Consolidoted School Tox	.68	148,685.59
School Taxes in Municipal Budget		
County Taxes	.36	79,456.77
County Library Taxes	.02	4,621.37
Local Municipal Purpose Toxes	.40	86,738.00
Veteran & Senior Citizen Toxes		7,820.00
Total Taxes for Rate Computation	2.52	557,607.73
Special District Taxes		
Bank Corp. Toxes		
Added and Omitted Taxes		
Total Toxes Levied - ABSTRACT		549,787.73
Total Taxes Billed		549,854.87
1980 TAXES COLLECTED		502,220.12
1980 Taxes Cancelled, Abated or Adjusted		
Transfer to Tax Title Liens or Foreclosed		12,369.45
Balance Outstanding Dec. 31, 1980		35,265.30
PRIOR YEARS TAXES OUTSTANDING		
Balance January 1, 1980		43,512.15
Collected in 1980		31,503.98
Cancelled, Abated or Adjusted 1980		95.76
Transfers to Tax Title Liens or Foreclosed		8,480.50
Balance December 31, 1980		3,431.91
TAX TITLE LIENS OUTSTANDING		
Balance January 1, 1980		12,648.92
Transfer From Taxes		22,049.53
Redeemed in 1980		1,862.21
Cancelled, Abated or Adjusted (1980)		
Transfers to Foreclosed Property		
Balance December 31, 1980		32,836.24
PROPERTY ACQUIRED BY DEED OR FORECLOSURE		
Balance January 1, 1980		
Transfers From Taxes or Liens		
Sale for Cash (1980)		
Cancelled, Abated or Adjusted (1980)		
Balance December 31, 1980		
CURRENT FINANCES DECEMBER 31, 1980		
ASSETS		
Cash Dec. 31, 1980		192,579.72
Taxes Receivable		38,697.21
Tax Title Liens		32,836.24
Foreclosed Property		
Emergencies & Other Deferred Charges		5,694.94
State and Federol Aid Receivable		
Other Receivables		100.00
Total		269,908.11
LIABILITIES, RESERVES, AND SURPLUS		
Cash Liabilities		142,811.46
Reserves for Receivables		71,633.45
Surplus Dec. 31, 1980		55,463.20
Totol		269,908.11

1980 3000

1910
opulation 1970 2,105
opulation 1980 3,916
& P Rating
oody Rating

General Tax Rate Per $100. 1.89
State Equalized Tax Rate 2.04

HAMPTON TOWNSHIP — SUSSEX COUNTY

Form of Government:
Township Committee
Number of Members on Governing Body 5

PER CAPITA:		PER CENT:	
Gross Debt	551.53	Gross Debt	2.68
Net Debt	37.18	Net Debt	.18
Debt Service	17.48	Tax Levy Collected	88.08
Total Tax Levy	500.98	Tax Levy Cancelled, Abated or Adjusted	
Municipal Expenditures	209.86		

EXPENDITURES	
ENERAL GOVERNMENT	
Governing Body & Public Boards	
Municipal Clerk	
Financial Administration	14,026.04
Assessment of Taxes	22,380.87
Collection of Taxes	31,375.43
Planning, Housing & Development	8,920.60
Human Resources	
Elections	
General Administration (other)	77,727.03
UDICIARY	
Municipal Courts	6,400.00
UBLIC SAFETY	
Fire Protection	16,500.00
Police Protection	3,400.00
Civil Defense & Disaster Control	774.60
Environmental Inspection & Control	12,326.04
Other Public Safety	
UBLIC WORKS	
Streets and Drainage	196,555.59
Sewers and Sewage Processing	
Garbage and Trash Disposal	34,890.00
Public Buildings and Grounds	17,657.59
Other Public Works	
EALTH and WELFARE	
Health Services Except Environmental	15,211.24
Welfare-Public Assistance	1,222.32
Hospitals, Clinics, First Aid	4,000.00
Animal, Insect, & Rodent Control	55.00
Other Welfare Services	
ECREATION and CONSERVATION	
Beaches and Boardwalks	
Parks, Playgrounds, Shade Trees	
Land Reclamation & Conservation	500.00
Other Recreational Services	6,000.00
DUCATION (excluding schools)	
Libraries	
Other Educational Services	4,000.00
TATUTORY EXPENDITURES	
Pensions & F. I. C. A.	27,162.49
Employee Fringe Benefits	9,543.59
Other Statutory Expenditures	1,542.05
ETA And Other Public Employment Programs	
UNICIPAL FUNCTIONS TOTAL	512,170.48
APITAL IMPROVEMENTS *MEMO*	22,000.00
EBT SERVICE	
Principal Payments	
Interest Payments	68,451.84
EFERRED CHARGES	40,149.76
CHOOL, COUNTY, SPECIAL DISTRICT TAXES	1,938,646.60
ESERVE FOR UNCOLLECTED TAXES	201,043.28
XPENDITURES TOTAL	2,760,461.96

REVENUES-REALIZED		
1980 Property Taxes Collected		1,725,985.19
1980 Payments in Lieu of Taxes		1,940.49
Delinquent Tax & Lien Collections		170,507.00
Business Personalty Replacement Taxes		46,064.36
Taxes from Public Utilities		145,025.00
Other Miscellaneous Tax Revenues		
State Aid Revenues		15,707.50
Federal Aid Revenues		
State and Local Fiscal Assistance Act Utilized		62,890.00
Sale of Acquired Property		
Other Miscellaneous Revenues		188,190.05
	Total	2,356,309.59
Prior Years Surplus Appropriated		353,600.00
REVENUES	TOTAL	2,709,909.59
Reserve For Uncollected Taxes		201,043.28
CAPITAL OUTLAY	TOTAL	66,190.00
Public Enterprises		
Recreation—Culture		
Public Works		57,314.00
Buildings and Grounds		8,876.00
Library and Education		
Conservation		
All Other		

CAPITAL DEBT AUTHORIZED, DECEMBER 31, 1980

ISSUED AND UNISSUED	GROSS DEBT	NET DEBT
School	2,014,193	
Self-liquidating		
Other	145,587	145,587
Total	2,159,780	145,587

ISSUED AND OUTSTANDING	
School	2,014,193.25
Self-Liquidating	
Other	
Total	2,014,193.25
EQUALIZED VALUATION BASIS FOR NET DEBT COMPUTATION	80,582,884

REAL PROPERTY VALUATIONS

Code	Class	# of Parcels	% VAL'N	ASSESSED VALUATION
1	Vacant Land	1750	13.30	13,534,310.00
2	Residential	1159	64.62	65,776,520.00
3	Farm	293	6.91	7,027,502.00
4a	Commercial	57	15.18	15,450,827.00
4b	Industrial			
4c	Apartments			
Total		3259		101,789,159.00

Land Area 24.95 Sq. Miles

Net Valuation Taxable-Municipal	102,599,621
Net Valuation Taxable-County	84,099,386
State Equalized Valuation	94,833,332
State Equalization Ratio	108.26

1980 PROPERTY TAX		
STATE EQUALIZED TAX RATE		
Local District School Taxes	.64	602,031.50
Regional & Consolidated School Tax	.81	770,696.58
School Taxes in Municipal Budget		
County Taxes	.57	* 538,530.22
County Library Taxes	.03	27,388.30
Local Municipal Purpose Taxes		
Veteran & Senior Citizen Taxes		29,770.00
Total Taxes for Rate Computation	2.05	1,968,416.60
Special District Taxes		
Bank Corp. Taxes		2,202.72
Added and Omitted Taxes		20,981.81
Total Taxes Levied - ABSTRACT		1,961,831.13
Total Taxes Billed		1,959,628.41
1980 TAXES COLLECTED		1,725,985.19
1980 Taxes Cancelled, Abated or Adjusted		
Transfer to Tax Title Liens or Foreclosed		
Balance Outstanding Dec. 31, 1980		233,643.22

PRIOR YEARS TAXES OUTSTANDING	
Balance January 1, 1980	213,474.77
Collected in 1980	165,393.11
Cancelled, Abated or Adjusted 1980	
Transfers to Tax Title Liens or Foreclosed	
Balance December 31, 1980	48,081.66
TAX TITLE LIENS OUTSTANDING	
Balance January 1, 1980	222,304.12
Transfer From Taxes	
Redeemed in 1980	5,113.89
Cancelled, Abated or Adjusted (1980)	
Transfers to Foreclosed Property	
Balance December 31, 1980	217,190.23
PROPERTY ACQUIRED BY DEED OR FORECLOSURE	
Balance January 1, 1980	
Transfers From Taxes or Liens	
Sale for Cash (1980)	
Cancelled, Abated or Adjusted (1980)	
Balance December 31, 1980	

CURRENT FINANCES DECEMBER 31, 1980

ASSETS	
Cash Dec. 31, 1980	241,987.20
Taxes Receivable	281,724.88
Tax Title Liens	217,190.23
Foreclosed Property	
Emergencies & Other Deferred Charges	41,284.10
State and Federal Aid Receivable	
Other Receivables	105,175.38
Total	887,361.79
LIABILITIES, RESERVES, AND SURPLUS	
Cash Liabilities	57,163.32
Reserves for Receivables	604,090.49
Surplus Dec. 31, 1980	226,107.98
Total	887,361.79

*Includes County Health Service Taxes or County Vocational School Taxes. See Table 13, pgs. 675, 676.

1412

Population 1970 10,775
Population 1980 11,846
S & P Rating
Moody Rating

General Tax Rate Per $100. 5.73
State Equalized Tax Rate 2.00

HANOVER TOWNSHIP — MORRIS CO.

Form of Government:
Township Committee
Number of Members on Governing Body 5

PER CAPITA		PER CENT:	
Gross Debt	475.49	Gross Debt	1.20
Net Debt		Net Debt	
Debt Service		Tax Levy Collected	91.61
Total Tax Levy	899.61	Tax Levy Cancelled, Abated or Adjusted	.30
Municipal Expenditures	340.89		

EXPENDITURES	
GENERAL GOVERNMENT	
Governing Body & Public Boards	
Municipal Clerk	
Financial Administration	41,000.00
Assessment of Taxes	3,900.00
Collection of Taxes	29,450.00
Planning, Housing & Development	48,100.00
Human Resources	
Elections	
General Administration (other)	586,285.00
JUDICIARY	
Municipal Courts	22,680.00
PUBLIC SAFETY	
Fire Protection	2,600.00
Police Protection	778,220.00
Civil Defense & Disaster Control	2,900.00
Environmental Inspection & Control	39,600.00
Other Public Safety	
PUBLIC WORKS	
Streets and Drainage	771,522.95
Sewers and Sewage Processing	50,000.00
Garbage and Trash Disposal	208,649.00
Public Buildings and Grounds	71,100.00
Other Public Works	
HEALTH and WELFARE	
Health Services Except Environmental	53,500.00
Welfare-Public Assistance	4,905.00
Hospitals, Clinics, First Aid	
Animal, Insect, & Rodent Control	3,000.00
Other Welfare Services	
RECREATION and CONSERVATION	
Beaches and Boardwalks	
Parks, Playgrounds, Shade Trees	116,037.00
Land Reclamation & Conservation	1,350.00
Other Recreational Services	86,334.00
EDUCATION (excluding schools)	
Libraries	22,000.00
Other Educational Services	1,300.00
STATUTORY EXPENDITURES	
Pensions & F. I. C. A.	235,000.00
Employee Fringe Benefits	75,750.00
Other Statutory Expenditures	8,000.00
CETA And Other Public Employment Programs	26,300.00
MUNICIPAL FUNCTIONS TOTAL	3,289,482.95
CAPITAL IMPROVEMENTS *MEMO*	235,000.00
DEBT SERVICE	
Principal Payments	
Interest Payments	
DEFERRED CHARGES	1,700.00
SCHOOL, COUNTY, SPECIAL DISTRICT TAXES	9,511,102.86
RESERVE FOR UNCOLLECTED TAXES	747,013.67
EXPENDITURES TOTAL	13,549,299.48

REVENUES-REALIZED		
1980 Property Taxes Collected		9,753,025.11
1980 Payments in Lieu of Taxes		
Delinquent Tax & Lien Collections		175,830.74
Business Personalty Replacement Taxes		906,911.72
Taxes from Public Utilities		750,104.00
Other Miscellaneous Tax Revenues		
State Aid Revenues		77,357.75
Federal Aid Revenues		12,991.11
State and Local Fiscal Assistance Act Utilized		134,308.95
Sale of Acquired Property		150,182.23
Other Miscellaneous Revenues		687,250.72
	Total	12,647,962.33
Prior Years Surplus Appropriated		1,120,000.00
REVENUES	TOTAL	13,767,962.33
Reserve For Uncollected Taxes		747,013.67
CAPITAL OUTLAY	TOTAL	812,536.40
Public Enterprises		1,846.16
Recreation—Culture		53,311.14
Public Works		750,504.02
Buildings and Grounds		
Library and Educatian		6,875.08
Conservatian		
All Other		

CAPITAL DEBT AUTHORIZED, DECEMBER 31, 1980

ISSUED AND UNISSUED	GROSS DEBT	NET DEBT
School	5,632,705	
Self-liquidating		
Other		
Total	5,632,705	

ISSUED AND OUTSTANDING		
School		5,632,705.28
Self-Liquidating		
Other		
	Total	5,632,705.28
EQUALIZED VALUATION BASIS FOR NET DEBT COMPUTATION		470,078,649

REAL PROPERTY VALUATIONS

Code	Class	# of Parcels	% VAL'N	ASSESSED VALUATION
1	Vacant Land	333	2.97	5,044,300.00
2	Residential	3358	45.84	77,940,200.00
3	Farm	4	.03	53,000.00
4a	Commercial	125	12.27	20,852,900.00
4b	Industrial	102	38.83	66,025,100.00
4c	Apartments	5	.06	103,400.00
Total		3927		170,018,900.00

Land Area 10.80 Sq. Miles

Net Valuation Taxable-Municipal	177,688,449
Net Valuation Taxable-County	641,564,224
State Equalized Valuation	494,231,549
State Equalization Ratio	34.95

1980 PROPERTY TAX		
STATE EQUALIZED TAX RATE		
Local District School Taxes	.87	4,416,506.00
Regional & Consalidated School Tax	.48	2,430,937.89
School Taxes in Municipal Budget		
County Taxes	.46	2,327,401.41
County Library Taxes	.02	94,946.19
Local Municipal Purpose Taxes	.18	910,628.54
Veteran & Senior Citizen Taxes		99,880.00
Total Taxes for Rate Computation	2.01	10,280,300.03
Special District Taxes		241,311.37
Bank Corp. Taxes		14,372.76
Added and Omitted Taxes		220,657.30
Total Taxes Levied - ABSTRACT		10,656,761.46
Total Taxes Billed		10,646,341.71
1980 TAXES COLLECTED		9,753,025.11
1980 Taxes Cancelled, Abated or Adjusted		32,330.24
Transfer to Tax Title Liens or Foreclosed		4,119.16
Balance Outstanding Dec. 31, 1980		856,868.20
PRIOR YEARS TAXES OUTSTANDING		
Balance January 1, 1980		242,943.30
Collected in 1980		171,288.89
Cancelled, Abated or Adjusted 1980		22,096.83
Transfers to Tax Title Liens or Foreclosed		1,449.96
Balance December 31, 1980		48,107.62
TAX TITLE LIENS OUTSTANDING		
Balance January 1, 1980		5,517.58
Transfer From Taxes		5,756.05
Redeemed in 1980		4,541.85
Cancelled, Abated or Adjusted (1980)		
Transfers to Foreclosed Property		
Balance December 31, 1980		6,731.78
PROPERTY ACQUIRED BY DEED OR FORECLOSURE		
Balance January 1, 1980		164,507.23
Transfers From Taxes or Liens		
Sale for Cash (1980)		150,182.23
Cancelled, Abated or Adjusted (1980)		
Balance December 31, 1980		14,325.00

CURRENT FINANCES DECEMBER 31, 1980	
ASSETS	
Cash Dec. 31, 1980	2,309,048.68
Taxes Receivable	904,975.82
Tax Title Liens	6,731.78
Foreclosed Property	14,325.00
Emergencies & Other Deferred Charges	
State and Federal Aid Receivable	
Other Receivables	1,388.11
Total	3,236,469.39
LIABILITIES, RESERVES, AND SURPLUS	
Cash Liabilities	771,902.32
Reserves for Receivables	927,420.71
Surplus Dec. 31, 1980	1,537,146.36
Total	3,236,469.39

1980-3000

1413

Papulation 1970 3,265
Papulation 1980 3,236
S & P Rating
Maady Rating

General Tax Rate Per $100. 2.91
State Equalized Tax Rate 1.50

HARDING TOWNSHIP – MORRIS CO.

Form of Government:
Township Committee
Number of Members on Governing Body 5

PER CAPITA:		PER CENT:	
Grass Debt	388.37	Grass Debt	.70
Net Debt	247.32	Net Debt	.45
Debt Service	29.63	Tax Levy Collected	97.15
Total Tax Levy	981.71	Tax Levy Cancelled, Abated ar Adjusted	.04
Municipal Expenditures	517.81		

EXPENDITURES	
GENERAL GOVERNMENT	
Gaverning Bady & Public Baards	
Municipal Clerk	
Financial Administratian	12,330.00
Assessment af Taxes	16,895.00
Callectian af Taxes	12,335.00
Planning, Hausing & Develapment	30,777.00
Human Resaurces	
Electians	
General Administratian (ather)	583,411.62
JUDICIARY	
Municipal Caurts	16,825.00
PUBLIC SAFETY	
Fire Pratectian	5,500.00
Palice Pratectian	325,400.00
Civil Defense & Disaster Cantral	1,000.00
Enviranmental Inspectian & Cantral	15,900.00
Other Public Safety	
PUBLIC WORKS	
Streets and Drainage	194,658.79
Sewers and Sewage Processing	
Garbage and Trash Dispasal	
Public Buildings and Graunds	39,468.00
Other Public Warks	
HEALTH and WELFARE	
Health Services Except Enviranmental	28,900.00
Welfare-Public Assistance	1,180.00
Haspitals, Clinics, First Aid	
Animal, Insect, & Radent Cantral	920.00
Other Welfare Services	
RECREATION and CONSERVATION	
Beaches and Baardwalks	
Parks, Playgraunds, Shade Trées	1,200.00
Land Reclamatian & Canservatian	1,000.00
Other Recreatianal Services	2,500.00
EDUCATION (excluding schaals)	
Libraries	
Other Educatianal Services	1,000.00
STATUTORY EXPENDITURES	
Pensians & F. I. C. A.	68,000.00
Emplayee Fringe Benefits	17,425.00
Other Statutary Expenditures	1,400.00
CETA And Other Public Emplayment Programs	
MUNICIPAL FUNCTIONS TOTAL	1,378,025.41
CAPITAL IMPROVEMENTS *MEMO*	5,000.00
DEBT SERVICE	
Principal Payments	50,000.00
Interest Payments	45,885.49
DEFERRED CHARGES	18,844.52
SCHOOL, COUNTY, SPECIAL DISTRICT TAXES	2,183,721.69
RESERVE FOR UNCOLLECTED TAXES	182,875.71
EXPENDITURES TOTAL	3,859,352.82

REVENUES-REALIZED		
1980 Praperty Taxes Callected		3,087,067.12
1980 Payments in Lieu af Taxes		
Delinquent Tax & Lien Callectians		83,204.30
Business Persanalty Replacement Taxes		18,711.36
Taxes fram Public Utilities		217,041.00
Other Miscellaneaus Tax Revenues		51,679.98
State Aid Revenues		22,516.33
Federal Aid Revenues		
State and Lacal Fiscal Assistance Act Utilized		14,324.79
Sale af Acquired Praperty		
Other Miscellaneaus Revenues		315,758.69
	Tatal	3,810,303.57
Priar Years Surplus Appraprieted		250,000.00
REVENUES	TOTAL	4,060,303.57
Reserve Far Uncallected Taxes		182,875.71
CAPITAL OUTLAY	TOTAL	1,001,753.68
Public Enterprises		
Recreatian—Culture		
Public Warks		249,695.08
Buildings and Graunds		752,058.60
Library and Educatian		
Canservatian		
All Other		

CAPITAL DEBT AUTHORIZED, DECEMBER 31, 1980

ISSUED AND UNISSUED	GROSS DEBT	NET DEBT
Schaal	427,000	
Self-liquidating		
Other	829,771	800,336
Tatal	1,256,771	800,336
ISSUED AND OUTSTANDING		
Schaal		417,000.00
Self-Liquidating		
Other		822,000.00
Tatal		1,239,000.00
EQUALIZED VALUATION BASIS FOR NET DEBT COMPUTATION		179,482,075

REAL PROPERTY VALUATIONS

Cade	Class	# af Parcels	% VAL'N	ASSESSED VALUATION
1	Vacant Land	272	7.16	7,614,725.00
2	Residential	1016	86.44	91,924,770.00
3	Farm	103	2.04	2,168,800.00
4a	Commercial	36	3.92	4,174,250.00
4b	Industrial	2	.44	468,640.00
4c	Apartments			
Tatal		1429		106,351,185.00

Land Area 20.50 Sq. Miles	
Net Valuatian Taxable-Municipal	107,076,087
Net Valuatian Taxable-Caunty	197,326,000
State Equalized Valuatian	206,313,893
State Equalizatian Ratia	51.73

1980 PROPERTY TAX		
STATE EQUALIZED TAX RATE		
Local District Schaal Taxes	.69	1,437,275.28
Regianal & Cansalidated Schaal Tax		
Schaal Taxes in Municipal Budget		
Caunty Taxes	.35	714,329.61
Caunty Library Taxes	.01	29,116.80
Local Municipal Purpase Taxes	.45	934,526.76
Veteran & Senior Citizen Taxes		17,610.00
Total Taxes for Rate Computation	1.50	3,132,858.45
Special District Taxes		3,000.00
Bank Carp. Taxes		1,955.33
Added and Omitted Taxes		56,606.07
Tatal Taxes Levied - ABSTRACT		3,176,809.85
Total Taxes Billed		3,177,717.72
1980 TAXES COLLECTED		3,087,067.12
1980 Taxes Cancelled, Abated ar Adjusted		1,183.97
Transfer ta Tax Title Liens ar Fareclased		2,866.78
Balance Outstanding Dec. 31, 1980		86,599.85
PRIOR YEARS TAXES OUTSTANDING		
Balance January 1, 1980		91,495.77
Callected in 1980		73,401.09
Cancelled, Abated ar Adjusted 1980		
Transfers ta Tax Title Liens ar Fareclased		836.00
Balance December 31, 1980		17,258.68
TAX TITLE LIENS OUTSTANDING		
Balance January 1, 1980		9,063.11
Transfer Fram Taxes		3,798.21
Redeemed in 1980		9,803.21
Cancelled, Abated ar Adjusted (1980)		
Transfers ta Fareclased Praperty		
Balance December 31, 1980		3,058.11
PROPERTY ACQUIRED BY DEED OR FORECLOSURE		
Balance January 1, 1980		
Transfers Fram Taxes ar Liens		
Sale far Cash (1980)		
Cancelled, Abated ar Adjusted (1980)		
Balance December 31, 1980		
CURRENT FINANCES DECEMBER 31, 1980		
ASSETS		
Cash Dec. 31, 1980		698,477.93
Taxes Receivable		103,858.53
Tax Title Liens		3,058.11
Fareclased Praperty		
Emergencies & Other Deferred Charges		7,524.61
State and Federal Aid Receivable		51,679.98
Other Receivables		11,512.93
Tatal		876,112.09
LIABILITIES, RESERVES, AND SURPLUS		
Cash Liabilities		327,064.54
Reserves far Receivables		118,429.57
Surplus Dec. 31, 1980		430,617.98
Tatal		876,112.09

80/3000

2109

Population 1970 550
Population 1980 947
S & P Rating
Moody Rating

General Tax Rate Per $100. 4.30
State Equalized Tax Rate 1.85

HARDWICK TOWNSHIP – WARREN CO.

Form of Government:
Township Committee
Number of Members on Governing Body 3

PER CAPITA:		PER CENT:	
Gross Debt	237.50	Gross Debt	.82
Net Debt	25.34	Net Debt	.09
Debt Service	10.14	Tax Levy Collected	92.53
Total Tax Levy	659.53	Tax Levy Cancelled, Abated or Adjusted	
Municipal Expenditures	220.65		

EXPENDITURES	
GENERAL GOVERNMENT	
Governing Body & Public Boards	
Municipal Clerk	
Financial Administration	5,640.38
Assessment of Taxes	18,129.22
Collection of Taxes	2,889.17
Planning, Housing & Development	5,034.56
Human Resources	150.00
Elections	
General Administration (other)	19,093.45
JUDICIARY	
Municipal Courts	600.00
PUBLIC SAFETY	
Fire Protection	700.00
Police Protection	1,197.00
Civil Defense & Disaster Control	341.65
Environmental Inspection & Control	4,174.59
Other Public Safety	
PUBLIC WORKS	
Streets and Drainage	72,864.22
Sewers and Sewage Processing	
Garbage and Trash Disposal	400.00
Public Buildings and Grounds	400.00
Other Public Works	
HEALTH and WELFARE	
Health Services Except Environmental	325.69
Welfare-Public Assistance	
Hospitals, Clinics, First Aid	450.00
Animal, Insect, & Radent Control	4,575.36
Other Welfare Services	
RECREATION and CONSERVATION	
Beaches and Boardwalks	
Parks, Playgrounds, Shade Trees	
Land Reclamation & Conservation	1,800.00
Other Recreational Services	84.98
EDUCATION (excluding schools)	
Libraries	200.00
Other Educational Services	
STATUTORY EXPENDITURES	
Pensions & F. I. C. A.	4,746.00
Employee Fringe Benefits	2,047.88
Other Statutory Expenditures	325.00
CETA And Other Public Employment Programs	
MUNICIPAL FUNCTIONS TOTAL	146,169.15
CAPITAL IMPROVEMENTS *MEMO*	4,000.00
DEBT SERVICE	
Principal Payments	8,000.00
Interest Payments	1,602.48
DEFERRED CHARGES	1,334.49
SCHOOL, COUNTY, SPECIAL DISTRICT TAXES	573,463.66
RESERVE FOR UNCOLLECTED TAXES	51,846.46
EXPENDITURES TOTAL	782,416.24

REVENUES-REALIZED	
1980 Property Taxes Collected	578,726.56
1980 Payments in Lieu of Taxes	
Delinquent Tax & Lien Collections	41,029.34
Business Personalty Replacement Taxes	8,734.56
Taxes from Public Utilities	62,899.00
Other Miscellaneous Tax Revenues	
State Aid Revenues	4,213.39
Federal Aid Revenues	
State and Local Fiscal Assistance Act Utilized	8,000.00
Sale of Acquired Property	
Other Miscellaneous Revenues	40,828.69
Total	744,431.54
Prior Years Surplus Appropriated	50,000.00
REVENUES TOTAL	794,431.54
Reserve For Uncollected Taxes	51,846.46

CAPITAL OUTLAY TOTAL	
Public Enterprises	
Recreation—Culture	
Public Works	
Buildings and Grounds	
Library and Education	
Conservation	
All Other	

CAPITAL DEBT AUTHORIZED, DECEMBER 31, 1980

ISSUED AND UNISSUED	GROSS DEBT	NET DEBT
School	200,909	
Self-liquidating		
Other	24,000	24,000
Total	224,909	24,000
ISSUED AND OUTSTANDING		
School		200,909.37
Self-Liquidating		
Other		24,000.00
Total		224,909.37

EQUALIZED VALUATION BASIS FOR NET DEBT COMPUTATION	27,582,789

REAL PROPERTY VALUATIONS

Code	Class	# of Parcels	% VAL'N	ASSESSED VALUATION
1	Vacant Land	226	18.11	2,544,350.00
2	Residential	271	67.54	9,487,850.00
3	Farm	149	14.35	2,015,300.00
4a	Commercial			
4b	Industrial			
4c	Apartments			
Total		646		14,047,500.00

Land Area 17.80 Sq. Miles

Net Valuation Taxable-Municipal	14,125,076
Net Valuation Taxable-County	26,825,712
State Equalized Valuation	32,700,660
State Equalization Ratio	43.06

1980 PROPERTY TAX		
STATE EQUALIZED TAX RATE		
Local District School Taxes	.47	153,751.00
Regional & Consolidated School Tax	.79	259,587.44
School Taxes in Municipal Budget		
County Taxes	.46	* 152,223.42
County Library Taxes	.02	7,901.80
Local Municipal Purpose Taxes	.10	32,883.00
Veteran & Senior Citizen Taxes		7,310.00
Total Taxes for Rate Computation	1.84	613,656.66
Special District Taxes		
Bank Corp. Taxes		
Added and Omitted Taxes		18,232.25
Total Taxes Levied - ABSTRACT		624,578.91
Total Taxes Billed		625,460.52
1980 TAXES COLLECTED		578,726.56
1980 Taxes Cancelled, Abated or Adjusted		25.15
Transfer to Tax Title Liens or Foreclosed		584.80
Balance Outstanding Dec. 31, 1980		46,124.01

PRIOR YEARS TAXES OUTSTANDING	
Balance January 1, 1980	41,418.97
Collected in 1980	41,029.34
Cancelled, Abated or Adjusted 1980	
Transfers to Tax Title Liens or Foreclosed	389.63
Balance December 31, 1980	
TAX TITLE LIENS OUTSTANDING	
Balance January 1, 1980	
Transfer From Taxes	1,026.96
Redeemed in 1980	
Cancelled, Abated or Adjusted (1980)	
Transfers to Foreclosed Property	
Balance December 31, 1980	1,026.96
PROPERTY ACQUIRED BY DEED OR FORECLOSURE	
Balance January 1, 1980	
Transfers From Taxes or Liens	
Sale for Cash (1980)	
Cancelled, Abated or Adjusted (1980)	
Balance December 31, 1980	

CURRENT FINANCES DECEMBER 31, 1980	
ASSETS	
Cash Dec. 31, 1980	305,232.32
Taxes Receivable	46,124.01
Tax Title Liens	1,026.96
Foreclosed Property	
Emergencies & Other Deferred Charges	18,200.68
State and Federal Aid Receivable	
Other Receivables	4,616.74
Total	375,200.71
LIABILITIES, RESERVES, AND SURPLUS	
Cash Liabilities	219,149.02
Reserves for Receivables	51,767.71
Surplus Dec. 31, 1980	104,283.98
Total	375,200.71

*Includes County Health Service Taxes or County Vocational School Taxes. See Table 13, pgs. 675, 676.

1911

opulation 1970 3,505
opulation 1980 4,553
& P Rating
oody Rating

General Tax Rate Per $100. 5.12
State Equalized Tax Rate 2.54

HARDYSTON TOWNSHIP — SUSSEX COUNTY

Form of Government:
Township Committee
Number of Members on Governing Body 3

PER CAPITA:		PER CENT:	
Gross Debt	1,220.30	Gross Debt	5.86
Net Debt	34.69	Net Debt	.17
Debt Service		Tax Levy Collected	89.81
Total Tax Levy	619.20	Tax Levy Cancelled, Abated or Adjusted	
Municipal Expenditures	264.87		

EXPENDITURES	
ENERAL GOVERNMENT	
Governing Body & Public Boards	
Municipal Clerk	
Financial Administration	17,948.78
Assessment of Taxes	16,162.21
Collection of Taxes	12,525.00
Planning, Housing & Development	26,767.70
Human Resources	3,300.00
Elections	2,386.33
General Administration (other)	103,285.72
UDICIARY	
Municipal Courts	11,000.00
UBLIC SAFETY	
Fire Protection	23,782.97
Police Protection	285,687.17
Civil Defense & Disaster Control	4,366.10
Environmental Inspection & Control	24,869.77
Other Public Safety	
UBLIC WORKS	
Streets and Drainage	179,142.43
Sewers and Sewage Processing	
Garbage and Trash Disposal	15,910.74
Public Buildings and Grounds	12,234.26
Other Public Works	
EALTH and WELFARE	
Health Services Except Environmental	20,390.69
Welfare-Public Assistance	3,217.38
Hospitals, Clinics, First Aid	
Animal, Insect, & Rodent Control	5,604.06
Other Welfare Services	
ECREATION and CONSERVATION	
Beaches and Boardwalks	
Parks, Playgrounds, Shade Trees	
Land Reclamation & Conservation	
Other Recreational Services	3,882.73
DUCATION (excluding schools)	
Libraries	
Other Educational Services	
TATUTORY EXPENDITURES	
Pensions & F. I. C. A	45,000.00
Employee Fringe Benefits	22,203.70
Other Statutory Expenditures	3,200.00
ETA And Other Public Employment Programs	
UNICIPAL FUNCTIONS TOTAL	842,867.74
APITAL IMPROVEMENTS *MEMO*	2,500.00
EBT SERVICE	
Principal Payments	
Interest Payments	
EFERRED CHARGES	87,108.11
CHOOL, COUNTY, SPECIAL DISTRICT TAXES	2,347,241.83
ESERVE FOR UNCOLLECTED TAXES	276,000.00
XPENDITURES TOTAL	3,553,217.68

REVENUES-REALIZED		
1980 Property Taxes Collected		2,530,834.91
1980 Payments in Lieu of Taxes		
Delinquent Tax & Lien Collections		216,661.94
Business Personalty Replacement Taxes		43,946.68
Taxes from Public Utilities		161,190.09
Other Miscellaneous Tax Revenues		
State Aid Revenues		37,981.12
Federal Aid Revenues		
State and Local Fiscal Assistance Act Utilized		80,878.00
Sale of Acquired Property		
Other Miscellaneous Revenues		115,464.21
	Total	3,190,956.95
Prior Years Surplus Appropriated		325,000.00
REVENUES	TOTAL	3,515,956.95
Reserve For Uncollected Taxes		276,000.00
CAPITAL OUTLAY	TOTAL	148,794.00
Public Enterprises		
Recreation—Culture		
Public Works		8,205.00
Buildings and Grounds		140,589.00
Library and Education		
Conservation		
All Other		

CAPITAL DEBT AUTHORIZED, DECEMBER 31, 1980

ISSUED AND UNISSUED	GROSS DEBT	NET DEBT
School	5,398,069	
Self-liquidating		
Other	157,950	157,950
Total	5,556,019	157,950
ISSUED AND OUTSTANDING		
School		3,511,541.63
Self-Liquidating		
Other		
Total		3,511,541.63
EQUALIZED VALUATION BASIS FOR NET DEBT COMPUTATION		94,838,096

REAL PROPERTY VALUATIONS

Code	Class	# of Parcels	% VAL'N	ASSESSED VALUATION
1	Vacant Land	601	13.58	7,351,250.00
2	Residential	1565	65.34	35,376,680.00
3	Farm	166	5.30	2,866,300.00
4a	Commercial	71	7.90	4,274,395.00
4b	Industrial	6	2.07	1,120,500.00
4c	Apartments	4	5.82	3,151,200.00
Total		2413		54,140,325.00

Land Area 32.50 Sq. Miles

Net Valuation Taxable-Municipol	54,623,271
Net Valuation Taxable-County	96,303,272
State Equalized Valuation	109,417,345
State Equalization Ratio	49.70

1980 PROPERTY TAX		
STATE EQUALIZED TAX RATE		
Local District School Taxes	1.36	1,491,978.00
Regional & Consolidated School Tax	.19	206,366.52
School Taxes in Municipal Budget		
County Taxes	.56	* 617,676.09
County Library Taxes	.03	31,221.22
Local Municipal Purpose Taxes	.41	448,380.52
Veteran & Senior Citizen Taxes		30,910.00
Total Taxes for Rate Computation	2.55	2,826,532.35
Special District Taxes		
Bank Corp. Taxes		1,324.39
Added and Omitted Taxes		22,261.81
Total Taxes Levied - ABSTRACT		2,819,208.55
Total Taxes Billed		2,817,884.16
1980 TAXES COLLECTED		2,530,834.91
1980 Taxes Cancelled, Abated or Adjusted		
Transfer to Tax Title Liens or Foreclosed		
Balance Outstanding Dec. 31, 1980		287,049.25

PRIOR YEARS TAXES OUTSTANDING	
Balance January 1, 1980	177,571.12
Collected in 1980	151,667.39
Cancelled, Abated or Adjusted 1980	
Transfers to Tax Title Liens or Foreclosed	
Balance December 31, 1980	25,903.73
TAX TITLE LIENS OUTSTANDING	
Balance January 1, 1980	150,542.92
Transfer From Taxes	
Redeemed in 1980	64,994.55
Cancelled, Abated or Adjusted (1980)	
Transfers to Foreclosed Property	
Balance December 31, 1980	85,548.37
PROPERTY ACQUIRED BY DEED OR FORECLOSURE	
Balance January 1, 1980	89,500.00
Transfers From Taxes or Liens	
Sale for Cash (1980)	
Cancelled, Abated or Adjusted (1980)	
Balance December 31, 1980	89,500.00

CURRENT FINANCES DECEMBER 31, 1980	
ASSETS	
Cash Dec. 31, 1980	426,029.30
Taxes Receivable	312,952.98
Tax Title Liens	85,548.37
Foreclosed Property	89,500.00
Emergencies & Other Deferred Charges	57,273.98
State and Federal Aid Receivable	
Other Receivables	148,348.08
Total	1,119,652.71
LIABILITIES, RESERVES, AND SURPLUS	
Cash Liabilities	69,490.16
Reserves for Receivables	636,349.43
Surplus Dec. 31, 1980	413,813.12
Total	1,119,652.71

*Includes County Health Service Taxes or County Vocational School Taxes. See Table 13, pgs. 675, 676.

2110

Population 1970 2,195
Population 1980 2,592
S & P Rating
Moody Rating

Generol Tox Rate Per $100. 2.54
Stote Equalized Tax Rate 1.93

HARMONY TOWNSHIP — WARREN COUNTY

Form of Government:
Township Committee
Number of Members on Governing Body 3

PER CAPITA:		PER CENT:	
Gross Debt	65.59	Gross Debt	.32
Net Debt		Net Debt	
Debt Service		Tax Levy Collected	92.75
Total Tox Levy	462.98	Tax Levy Concelled, Abated or Adjusted	.16
Municipol Expenditures	152.61		

EXPENDITURES		REVENUES-REALIZED	
GENERAL GOVERNMENT			
Governing Body & Public Boards			
Municipol Clerk		1980 Property Taxes Collected	1,112,198.09
Financial Administrotion	6,600.00	1980 Payments in Lieu of Taxes	
Assessment of Taxes	7,350.00	Delinquent Tax & Lien Collections	76,871.50
Collection of Taxes	9,600.00	Business Personalty Replacement Taxes	60,062.28
Planning, Housing & Development	20,440.00	Taxes from Public Utilities	81,541.00
Human Resources		Other Miscellaneous Tax Revenues	
Elections		State Aid Revenues	13,921.02
General Administration (other)	39,400.00	Federol Aid Revenues	
JUDICIARY		Stote and Local Fiscal Assistance Act Utilized	9,984.00
Municipal Courts		Sale of Acquired Property	
PUBLIC SAFETY		Other Miscellaneous Revenues	95,934.96
Fire Protection	5,000.00	Totol	1,450,912.85
Police Protection	3,500.00	Prior Years Surplus Appropriated	203,524.03
Civil Defense & Disoster Control	500.00	REVENUES TOTAL	1,654,436.88
Environmentol Inspection & Control	4,200.00	Reserve For Uncollected Taxes	101,887.88
Other Public Safety		CAPITAL OUTLAY TOTAL	86,043.63
PUBLIC WORKS			
Streets and Drainage	174,184.00	Public Enterprises	
Sewers and Sewage Processing		Recreation—Culture	
Garbage ond Trash Disposal		Public Works	86,043.63
Public Buildings and Grounds		Buildings and Grounds	
Other Public Works		Library ond Education	
HEALTH and WELFARE		Conservation	
Health Services Except Environmental	3,200.00	All Other	
Welfare-Public Assistance	1,000.00	CAPITAL DEBT AUTHORIZED, DECEMBER 31, 1980	
Hospitols, Clinics, First Aid		ISSUED AND UNISSUED — GROSS DEBT — NET DEBT	
Animol, Insect, & Rodent Control		School 170,000	
Other Welfare Services		Self-liquidating	
RECREATION and CONSERVATION		Other	
Beaches ond Boardwalks		Total 170,000	
Parks, Playgrounds, Shade Trees	5,000.00		
Land Reclamation & Conservation		ISSUED AND OUTSTANDING	
Other Recreational Services		School	170,000.00
EDUCATION (excluding schools)		Self-Liquidoting	
Libraries		Other	
Other Educational Services		Total	170,000.00
STATUTORY EXPENDITURES		EQUALIZED VALUATION BASIS	
Pensions & F. I. C. A.	10,000.00	FOR NET DEBT COMPUTATION	53,173,871
Employee Fringe Benefits	3,000.00	REAL PROPERTY VALUATIONS	
Other Statutory Expenditures	700.00	Code Class # of Porcels % VAL'N — ASSESSED VALUATION	
CETA And Other Public Employment Programs		1 Vacant Land 457 8.61 — 3,977,585.00	
MUNICIPAL FUNCTIONS TOTAL	293,674.00	2 Residential 785 62.41 — 28,847,785.00	
CAPITAL IMPROVEMENTS *MEMO*	52,853.09	3 Farm 301 15.01 — 6,934,651.00	
DEBT SERVICE		4a Commercial 40 10.10 — 4,668,690.00	
Principal Payments		4b Industrial 8 3.34 — 1,541,660.00	
Interest Payments		4c Apartments 2 .54 — 250,130.00	
		Total 1593 — 46,220,501.00	
DEFERRED CHARGES		Land Area 24.00 Sq. Miles	
SCHOOL, COUNTY, SPECIAL DISTRICT TAXES	1,184,993.75	Net Valuation Taxable-Municipal	46,664,433
RESERVE FOR UNCOLLECTED TAXES	101,887.88	Net Valuotion Toxoble-County	58,509,537
EXPENDITURES TOTAL	1,580,555.63	Stote Equalized Voluation	61,185,271
		State Equalizotion Rotio	76.10

1980 PROPERTY TAX		
STATE EQUALIZED TAX RATE		
Locol District School Toxes	1.37	838,658.50
Regional & Consolidated School Tax		
School Toxes in Municipal Budget		
County Taxes	.54	* 329,100.65
County Library Taxes	.03	17,234.60
Local Municipal Purpose Toxes		
Veteran & Senior Citizen Taxes		24,715.00
Total Taxes for Rate Computation	1.94	1,209,708.75
Special District Taxes		
Bank Corp. Toxes		1,244.30
Added and Omitted Taxes		13,796.17
Total Taxes Levied - ABSTRACT		1,200,034.22
Totol Taxes Billed		1,199,072.76
1980 TAXES COLLECTED		1,112,198.09
1980 Taxes Cancelled, Aboted or Adjusted		1,929.37
Transfer to Tox Title Liens or Foreclosed		1,675.64
Balance Outstanding Dec. 31, 1980		83,269.66
PRIOR YEARS TAXES OUTSTANDING		
Balance January 1, 1980		77,903.21
Collected in 1980		76,121.39
Cancelled, Abated or Adjusted 1980		284.04
Transfers to Tox Title Liens or Foreclosed		1,497.79
Balance December 31, 1980		
TAX TITLE LIENS OUTSTANDING		
Balance January 1, 1980		626.22
Transfer From Taxes		3,850.48
Redeemed in 1980		750.11
Cancelled, Abated or Adjusted (1980)		
Transfers to Foreclosed Property		
Balance December 31, 1980		3,726.59
PROPERTY ACQUIRED BY DEED OR FORECLOSURE		
Balance January 1, 1980		
Transfers From Taxes or Liens		
Sale for Cash (1980)		
Cancelled, Abated or Adjusted (1980)		
Balance December 31, 1980		
CURRENT FINANCES DECEMBER 31, 1980		
ASSETS		
Cash Dec. 31, 1980		451,608.39
Taxes Receivable		83,269.66
Tax Title Liens		3,726.59
Foreclosed Property		
Emergencies & Other Deferred Charges		
State and Federal Aid Receivable		
Other Receivables		
Total		538,604.64
LIABILITIES, RESERVES, AND SURPLUS		
Cash Liabilities		214,293.75
Reserves for Receivables		86,996.25
Surplus Dec. 31, 1980		237,314.64
Total		538,604.64

1980 3000

*Includes County Health Service Taxes or County Vocational School Taxes. See Table 13, pgs. 675, 676.

0224

pulation 1970 4,670
pulation 1980 4,532
& P Roting A+
body Rating A-1

General Tax Rate Per $100. 3.35
Stote Equalized Tax Rate 2.51

HARRINGTON PARK BOROUGH — BERGEN CO.

Form of Government:
Borough Council
Number of Members on Governing Body 6

PER CAPITA:		PER CENT:	
Gross Debt	944.70	Gross Debt	3.42
Net Debt	747.35	Net Debt	2.70
Debt Service	72.11	Tax Levy Collected	98.30
Total Tax Levy	801.65	Tax Levy Cancelled, Abated or Adjusted	.64
Municipal Expenditures	329.41		

EXPENDITURES		REVENUES-REALIZED	
GENERAL GOVERNMENT			
Governing Body & Public Boards			
Municipal Clerk		1980 Property Taxes Collected	3,569,078.05
Financial Administration		1980 Payments in Lieu of Taxes	
Assessment of Taxes	6,700.00	Delinquent Tax & Lien Collections	40,946.89
Collection of Taxes	15,450.00	Business Personalty Replacement Taxes	11,709.60
Planning, Housing & Development	4,175.00	Taxes from Public Utilities	259,537.00
Human Resources		Other Miscellaneous Tax Revenues	
Elections		State Aid Revenues	33,538.54
General Administrotion (other)	111,493.00	Federal Aid Revenues	
JDICIARY		State ond Local Fiscol Assistance Act Utilized	50,488.26
Municipal Courts	17,500.00	Sale of Acquired Property	603.19
UBLIC SAFETY		Other Miscellaneous Revenues	132,577.06
Fire Protection	57,600.00	Total	4,098,478.59
Police Protection	319,375.00	Prior Years Surplus Appropriated	300,000.00
Civil Defense & Disaster Control	157.00	REVENUES TOTAL	4,398,478.59
Environmental Inspection & Control	10,850.00	Reserve For Uncollected Taxes	99,352.00
Other Public Safety		CAPITAL OUTLAY TOTAL	
UBLIC WORKS			
Streets and Drainage	172,065.00	Public Enterprises	
Sewers and Sewage Processing	49,598.41	Recreation—Culture	
Garbage and Trash Disposal	144,788.26	Public Works	
Public Buildings and Grounds	14,000.00	Buildings and Grounds	
Other Public Works		Library and Education	
EALTH and WELFARE		Conservotion	
Health Services Except Environmental	12,316.20	All Other	
Welfare-Public Assistance	150.00	CAPITAL DEBT AUTHORIZED, DECEMBER 31, 1980	
Hospitals, Clinics, First Aid		ISSUED AND UNISSUED — GROSS DEBT — NET DEBT	
Animal, Insect, & Rodent Control	300.00	School 894,386	
Other Welfare Services		Self-liquidating	
ECREATION and CONSERVATION		Other 3,387,000	3,387,000
Beaches and Boardwalks		Totol 4,281,386	3,387,000
Porks, Playgrounds, Shade Trees	18,475.00		
Land Reclamation & Conservotion	425.00	ISSUED AND OUTSTANDING	
Other Recreational Services		School	559,386.42
DUCATION (excluding schools)		Self-Liquidoting	
Libraries	23,800.00	Other	3,387,000.00
Other Educational Services		Totol	3,946,386.42
TATUTORY EXPENDITURES		EQUALIZED VALUATION BASIS	
Pensions & F. I. C. A.	61,100.00	FOR NET DEBT COMPUTATION	125,233,990
Employee Fringe Benefits	16,800.00	REAL PROPERTY VALUATIONS	
Other Statutory Expenditures	2,000.00	Code Class # of Porcels % VAL'N	ASSESSED VALUATION
ETA And Other Public Employment Progroms		1 Vacant Lond 108 2.21	2,376,300.00
MUNICIPAL FUNCTIONS TOTAL	1,059,117.87	2 Residential 1324 89.00	95,785,900.00
APITAL IMPROVEMENTS *MEMO*		3 Form	
EBT SERVICE		4o Commercial 88 8.79	9,459,900.00
Principal Poyments	120,000.00	4b Industriol	
Interest Payments	206,820.00	4c Apartments	
		Totol 1520	107,622,100.00
EFERRED CHARGES	7,600.00	Lond Areo 2.04 Sq. Miles	
CHOOL, COUNTY, SPECIAL DISTRICT TAXES	2,769,923.79	Net Valuation Taxable-Municipol	107,981,801
ESERVE FOR UNCOLLECTED TAXES	99,352.00	Net Valuation Taxable-County	130,379,303
XPENDITURES TOTAL	4,262,813.66	State Equolized Valuotion	143,741,245
		State Equalization Ratio	75.06

1980 PROPERTY TAX		
STATE EQUALIZED TAX RATE		
Local District School Taxes	.93	1,344,427.50
Regional & Consolidoted School Tax	.66	950,069.05
School Taxes in Municipal Budget		
County Taxes	.33	475,427.24
County Library Taxes		
Local Municipol Purpose Taxes	.59	846,716.66
Veteran & Senior Citizen Taxes		27,460.00
Total Taxes for Rate Computotion	2.51	3,644,100.45
Special District Taxes		
Bonk Corp. Taxes		2,985.89
Added and Omitted Taxes		13,429.60
Total Taxes Levied - ABSTRACT		3,633,055.94
Total Taxes Billed		3,630,819.93
1980 TAXES COLLECTED		3,569,078.05
1980 Taxes Cancelled, Abated or Adjusted		23,246.62
Transfer to Tax Title Liens or Foreclosed		3,490.95
Balance Outstanding Dec. 31, 1980		35,004.31
PRIOR YEARS TAXES OUTSTANDING		
Balance January 1, 1980		39,498.29
Collected in 1980		36,247.57
Cancelled, Abated or Adjusted 1980		152.32
Transfers to Tax Title Liens or Foreclosed		3,054.40
Balance December 31, 1980		44.00
TAX TITLE LIENS OUTSTANDING		
Balance January 1, 1980		8,284.04
Transfer From Taxes		3,904.25
Redeemed in 1980		4,699.32
Cancelled, Abated or Adjusted (1980)		
Transfers to Foreclosed Property		
Balance December 31, 1980		7,488.97
PROPERTY ACQUIRED BY DEED OR FORECLOSURE		
Balance Jonuary 1, 1980		68,420.00
Transfers From Taxes or Liens		
Sale for Cash (1980)		
Cancelled, Abated or Adjusted (1980)		
Balance December 31, 1980		68,420.00
CURRENT FINANCES DECEMBER 31, 1980		
ASSETS		
Cash Dec. 31, 1980		957,057.67
Taxes Receivable		35,048.31
Tax Title Liens		7,488.97
Foreclosed Property		68,420.00
Emergencies & Other Deferred Chorges		7,054.96
Stote and Federol Aid Receivable		701.22
Other Receivables		3,600.00
Total		1,079,371.13
LIABILITIES, RESERVES, AND SURPLUS		
Cash Liobilities		222,805.09
Reserves for Receivobles		114,557.28
Surplus Dec. 31, 1980		742,008.76
Totol		1,079,371.13

0/3000

0904

Popolution 1970 11,820
Popolution 1980 12,242
S & P Rating
Moody Rating

General Tox Rate Per $100. 5.90
Stote Equalized Tax Rate 2.85

HARRISON TOWN – HUDSON COUNTY

Form of Government:
Town Council
Number of Members on Governing Body 9

PER CAPITA		PER CENT:	
Gross Debt	393.03	Gross Debt	2.82
Net Debt	227.25	Net Debt	1.63
Debt Service	34.00	Tox Levy Collected	96.86
Total Tax Levy	433.79	Tox Levy Cancelled, Abated or Adjusted	1.60
Municipal Expenditures	650.79		

EXPENDITURES	
GENERAL GOVERNMENT	
Governing Body & Public Boords	14,500.00
Municipal Clerk	112,000.00
Financial Administration	74,019.56
Assessment of Taxes	22,500.00
Collection of Taxes	70,800.00
Planning, Housing & Development	22,800.00
Human Resources	12,000.00
Elections	7,000.00
General Administration (other)	405,210.00
JUDICIARY	
Municipal Courts	76,175.00
PUBLIC SAFETY	
Fire Protection	1,437,897.50
Police Protection	1,617,156.36
Civil Defense & Disaster Control	4,000.00
Environmental Inspection & Control	22,000.00
Other Public Safety	4,000.00
PUBLIC WORKS	
Streets and Drainoge	1,024,289.50
Sewers and Sewage Processing	64,000.00
Garbage and Trosh Disposal	140,990.00
Public Buildings and Grounds	164,000.00
Other Public Works	
HEALTH and WELFARE	
Health Services Except Environmentol	185,650.00
Welfare-Public Assistance	178,650.00
Hospitals, Clinics, First Aid	3,000.00
Animal, Insect, & Rodent Control	6,000.00
Other Welfare Services	
RECREATION and CONSERVATION	
Beaches and Boardwalks	
Parks, Playgrounds, Shade Trees	189,000.00
Land Reclamotion & Conservation	
Other Recreational Services	51,500.00
EDUCATION (excluding schools)	
Libraries	147,000.00
Other Educational Services	
STATUTORY EXPENDITURES	
Pensions & F. I. C. A.	711,980.44
Employee Fringe Benefits	357,000.00
Other Statutory Expenditures	20,000.00
CETA And Other Public Employment Progroms	36,466.50
MUNICIPAL FUNCTIONS TOTAL	7,181,684.86
CAPITAL IMPROVEMENTS *MEMO*	50,000.00
DEBT SERVICE	
Principal Payments	205,000.00
Interest Payments	211,282.75
TYPE I SCHL DEBT *MEMO	156,097.50
DEFERRED CHARGES	104,034.22
SCHOOL, COUNTY, SPECIAL DISTRICT TAXES	5,205,331.97
RESERVE FOR UNCOLLECTED TAXES	265,000.00
EXPENDITURES TOTAL	13,172,333.80

REVENUES-REALIZED		
1980 Property Taxes Collected		5,132,692.60
1980 Payments in Lieu of Taxes		16,347.43
Delinquent Tox & Lien Collections		54,454.60
Business Personolty Replacement Toxes		1,109,918.68
Taxes from Public Utilities		5,344,853.00
Other Miscellaneous Tax Revenues*		
State Aid Revenues		131,771.05
Federal Aid Revenues		30,252.38
State and Local Fiscol Assistance Act Utilized		346,673.86
Sole of Acquired Property		
Other Miscellaneous Revenues		361,337.74
	Total	12,528,301.34
Prior Years Surplus Appropriated		1,194,300.00
REVENUES	TOTAL	13,722,601.34
Reserve For Uncollected Taxes		265,000.00
CAPITAL OUTLAY	TOTAL	203,572.06
Public Enterprises		
Recreation—Culture		31,210.00
Public Works		116,358.42
Buildings and Grounds		56,003.64
Library and Education		
Conservation		
All Other		

CAPITAL DEBT AUTHORIZED, DECEMBER 31, 1980

ISSUED AND UNISSUED	GROSS DEBT	NET DEBT
School	1,953,000	
Self-liquidating		
Other	2,858,475	2,781,975
Total	4,811,475	2,781,975
ISSUED AND OUTSTANDING		
School		1,873,000.00
Self-Liquidating		
Other		2,096,000.00
Total		3,969,000.00
EQUALIZED VALUATION BASIS FOR NET DEBT COMPUTATION		170,908,116

REAL PROPERTY VALUATIONS

Code	Class	# of Parcels	% VAL'N	ASSESSED VALUATION
1	Vacant Land	126	1.72	1,505,200.00
2	Residential	1613	39.57	34,594,700.00
3	Farm			
4a	Commercial	307	11.08	9,688,325.00
4b	Industriol	86	43.23	37,796,260.00
4c	Apartments	74	4.39	3,839,550.00
Total		2206		87,424,035.00

Land Area 1.20 Sq. Miles

Net Valuation Taxable-Municipal	88,215,932
Net Valuation Taxable-County	213,929,485
State Equalized Valuation	182,121,135
Stote Equalization Ratio	48.37

1980 PROPERTY TAX		
STATE EQUALIZED TAX RATE →	1.45	
Local District School Taxes		2,642,380.00
Regional & Consolidated School Tox		
School Taxes in Municipol Budget	.03	52,139.76
County Toxes	1.38	* 2,510,812.21
County Library Toxes		
Local Municipal Purpose Taxes		
Veteran & Senior Citizen Toxes		55,360.00
Totol Toxes for Rate Computotion	2.86	5,260,691.97
Special District Taxes		
Bonk Corp. Toxes		11,291.35
Added and Omitted Taxes		93,859.94
Totol Toxes Levied - ABSTRACT		5,310,483.26
Total Taxes Billed		5,299,191.91
1980 TAXES COLLECTED		5,132,692.60
1980 Taxes Cancelled, Abated or Adjusted		84,644.54
Transfer to Tax Title Liens or Foreclosed		607.80
Balance Outstanding Dec. 31, 1980		81,246.97
PRIOR YEARS TAXES OUTSTANDING		
Balance January 1, 1980		270,763.77
Collected in 1980		54,454.60
Cancelled, Aboted or Adjusted 1980		
Transfers to Tax Title Liens or Foreclosed		
Balance December 31, 1980		216,309.17
TAX TITLE LIENS OUTSTANDING		
Balance January 1, 1980		7,189.54
Transfer From Taxes		607.80
Redeemed in 1980		
Cancelled, Aboted or Adjusted (1980)		
Transfers to Foreclosed Property		
Balance December 31, 1980		7,797.34
PROPERTY ACQUIRED BY DEED OR FORECLOSURE		
Balance January 1, 1980		16,700.00
Transfers From Taxes or Liens		
Sale for Cash (1980)		
Cancelled. Abated or Adjusted (1980)		
Balance December 31, 1980		16,700.00

CURRENT FINANCES DECEMBER 31, 1980

ASSETS	
Cash Dec. 31, 1980	2,788,789.49
Taxes Receivable	297,556.14
Tax Title Liens	7,797.34
Foreclosed Property	16,700.00
Emergencies & Other Deferred Chorges	1,023.23
State and Federal Aid Receivable	48,664.00
Other Receivables	129,142.28
Totol	3,289,672.48
LIABILITIES, RESERVES, AND SURPLUS	
Cash Liabilities	1,614,534.25
Reserves for Receivables	451,195.76
Surplus Dec. 31, 1980	1,223,942.47
Total	3,289,672.48

1980 3000

* ABOVE DEBT SERVICE INCLUDES TYPE I SCHOOL DEBT

*Includes County Health Service Taxes or County Vocational School Taxes. See Table 13, pgs. 675, 676.

0808
opulation 1970 2,675
opulation 1980 3,565
& P Rating
oody Rating

General Tax Rate Per $100. 2.61
State Equalized Tax Rate 2.19

HARRISON TOWNSHIP — GLOUCESTER COUNTY

Form of Government:
Township Committee
Number of Members on Governing Body 3

PER CAPITA:		PER CENT:	
Gross Debt	249.90	Gross Debt	1.69
Net Debt		Net Debt	
Debt Service		Tax Levy Collected	89.88
Total Tax Levy	422.21	Tax Levy Cancelled, Abated or Adjusted	
Municipal Expenditures	191.79		

EXPENDITURES	
ENERAL GOVERNMENT	
Governing Body & Public Boards	
Municipal Clerk	
Financial Administration	13,250.00
Assessment of Taxes	21,246.42
Collection of Taxes	11,549.48
Planning, Housing & Development	9,778.41
Human Resources	
Elections	1,421.00
General Administration (other)	88,263.11
UDICIARY	
Municipal Courts	16,325.11
UBLIC SAFETY	
Fire Protection	10,955.38
Police Protection	152,424.64
Civil Defense & Disaster Control	475.00
Environmental Inspection & Control	9,045.00
Other Public Safety	
UBLIC WORKS	
Streets and Drainage	84,398.68
Sewers and Sewage Processing	
Garbage and Trash Disposal	23,667.97
Public Buildings and Grounds	19,642.00
Other Public Works	9,550.00
EALTH and WELFARE	
Health Services Except Environmental	1,924.00
Welfare-Public Assistance	5,446.00
Hospitals, Clinics, First Aid	
Animal, Insect, & Rodent Control	1,000.00
Other Welfare Services	
ECREATION and CONSERVATION	
Beaches and Boardwalks	
Parks, Playgrounds, Shade Trees	6,229.44
Land Reclamation & Conservation	2,978.00
Other Recreational Services	
DUCATION (excluding schools)	
Libraries	
Other Educational Services	
TATUTORY EXPENDITURES	
Pensions & F. I. C. A.	25,967.21
Employee Fringe Benefits	8,920.63
Other Statutory Expenditures	2,500.00
ETA And Other Public Employment Programs	8,565.35
UNICIPAL FUNCTIONS TOTAL	535,522.83
APITAL IMPROVEMENTS *MEMO*	5,000.00
EBT SERVICE	
Principal Payments	
Interest Payments	
EFERRED CHARGES	23,115.10
CHOOL, COUNTY, SPECIAL DISTRICT TAXES	1,425,589.07
ESERVE FOR UNCOLLECTED TAXES	128,928.85
XPENDITURES TOTAL	2,113,155.85

REVENUES-REALIZED		
1980 Property Taxes Collected		1,355,789.39
1980 Payments in Lieu of Taxes		
Delinquent Tax & Lien Collections		106,565.77
Business Personalty Replacement Taxes		38,490.36
Taxes from Public Utilities		172,159.41
Other Miscellaneous Tax Revenues		44,615.70
State Aid Revenues		22,431.57
Federal Aid Revenues		8,290.60
State and Local Fiscal Assistance Act Utilized		20,104.74
Sale of Acquired Property		
Other Miscellaneous Revenues		68,540.24
	Total	1,836,987.78
Prior Years Surplus Appropriated		147,954.19
REVENUES	TOTAL	1,984,941.97
Reserve For Uncollected Taxes		128,928.85

CAPITAL OUTLAY	TOTAL
Public Enterprises	
Recreation—Culture	
Public Works	
Buildings and Grounds	
Library and Education	
Conservation	
All Other	

CAPITAL DEBT AUTHORIZED, DECEMBER 31, 1980

ISSUED AND UNISSUED	GROSS DEBT	NET DEBT
School	397,893	
Self-liquidating	498,000	
Other		
Total	895,893	

ISSUED AND OUTSTANDING	
School	397,893.02
Self-Liquidating	498,000.00
Other	
Total	895,893.02
EQUALIZED VALUATION BASIS FOR NET DEBT COMPUTATION	52,858,069

REAL PROPERTY VALUATIONS

Code	Class	# of Parcels	% VAL'N	ASSESSED VALUATION
1	Vacant Land	217	5.49	2,860,200.00
2	Residential	759	60.32	31,410,450.00
3	Farm	471	23.81	12,397,500.00
4a	Commercial	59	6.79	3,538,400.00
4b	Industrial			
4c	Apartments	3	3.59	1,870,400.00
Total		1509		52,076,950.00

Land Area 19.08 Sq. Miles

Net Valuation Taxable-Municipal	53,300,069
Net Valuation Taxable-County	55,829,633
State Equalized Valuation	63,189,980
State Equalization Ratio	84.04

1980 PROPERTY TAX		
STATE EQUALIZED TAX RATE		
Local District School Taxes	.77	490,217.00
Regional & Consolidated School Tax	.78	495,089.76
School Taxes in Municipal Budget		
County Taxes	.54	344,322.52
County Library Taxes	.01	8,109.79
Local Municipal Purpose Taxes	.08	53,300.00
Veteran & Senior Citizen Taxes		23,840.00
Totol Taxes for Rote Computotion	2.18	1,414,879.07
Special District Taxes		87,850.00
Bank Corp. Taxes		5,206.39
Added and Omitted Taxes		29,539.80
Total Taxes Levied - ABSTRACT		1,513,635.26
Total Taxes Billed		1,508,428.87
1980 TAXES COLLECTED		1,355,789.39
1980 Taxes Cancelled, Abated or Adjusted		
Transfer to Tax Title Liens or Foreclosed		
Balance Outstanding Dec. 31, 1980		152,639.48
PRIOR YEARS TAXES OUTSTANDING		
Balance January 1, 1980		111,766.81
Collected in 1980		100,218.55
Cancelled, Abated or Adjusted 1980		
Transfers to Tax Title Liens or Foreclosed		
Balance December 31, 1980		11,548.26
TAX TITLE LIENS OUTSTANDING		
Balance January 1, 1980		15,190.19
Transfer From Taxes		
Redeemed in 1980		6,347.22
Cancelled, Abated or Adjusted (1980)		
Transfers to Foreclosed Property		
Balance December 31, 1980		8,842.97
PROPERTY ACQUIRED BY DEED OR FORECLOSURE		
Balance January 1, 1980		
Transfers From Taxes or Liens		
Sale for Cash (1980)		
Cancelled, Abated or Adjusted (1980)		
Balance December 31, 1980		

CURRENT FINANCES DECEMBER 31, 1980	
ASSETS	
Cash Dec. 31, 1980	340,661.73
Taxes Receivable	164,187.74
Tax Title Liens	8,842.97
Foreclosed Property	
Emergencies & Other Deferred Charges	29,570.74
State and Federal Aid Receivable	
Other Receivables	3,026.79
Total	546,289.97
LIABILITIES, RESERVES, AND SURPLUS	
Cash Liabilities	60,643.34
Reserves for Receivables	176,057.50
Surplus Dec. 31, 1980	309,589.13
Total	546,289.97

0/3000

1509

Population 1970	320
Population 1980	363
S & P Rating	
Moody Rating	

General Tax Rate Per $100. 1.97

State Equalized Tax Rate 1.22

HARVEY CEDARS BOROUGH — OCEAN COUNTY

Form of Government:
Commission (1911)

Number of Members on Governing Body 3

PER CAPITA:		PER CENT:	
Gross Debt	3,058.13	Gross Debt	1.37
Net Debt	206.89	Net Debt	.09
Debt Service	57.16	Tax Levy Collected	94.55
Total Tax Levy	3,353.76	Tax Levy Cancelled, Abated or Adjusted	
Municipal Expenditures	1,643.55		

EXPENDITURES	
GENERAL GOVERNMENT	
Governing Body & Public Boards	1,000.00
Municipal Clerk	6,500.00
Financial Administration	4,700.00
Assessment of Taxes	8,200.00
Collection of Taxes	15,050.00
Planning, Housing & Development	5,500.00
Human Resources	
Elections	750.00
General Administration (other)	61,298.00
JUDICIARY	
Municipal Courts	3,900.00
PUBLIC SAFETY	
Fire Protection	15,500.00
Police Protection	122,300.00
Civil Defense & Disaster Control	1,000.00
Environmental Inspection & Control	7,000.00
Other Public Safety	
PUBLIC WORKS	
Streets and Drainage	89,999.00
Sewers and Sewage Processing	
Garbage and Trash Disposal	39,000.00
Public Buildings and Grounds	14,500.00
Other Public Works	
HEALTH and WELFARE	
Health Services Except Environmental	900.00
Welfare-Public Assistance	
Hospitals, Clinics, First Aid	3,500.00
Animal, Insect, & Rodent Control	
Other Welfare Services	
RECREATION and CONSERVATION	
Beaches and Boardwalks	60,800.00
Parks, Playgrounds, Shade Trees	
Land Reclamation & Conservation	
Other Recreational Services	7,000.00
EDUCATION (excluding schools)	
Libraries	200.00
Other Educational Services	
STATUTORY EXPENDITURES	
Pensions & F. I. C. A.	26,500.00
Employee Fringe Benefits	16,000.00
Other Statutory Expenditures	1,500.00
CETA And Other Public Employment Programs	
MUNICIPAL FUNCTIONS TOTAL	512,597.00
CAPITAL IMPROVEMENTS *MEMO*	1,000.00
DEBT SERVICE	
Principal Payments	70,000.00
Interest Payments	750.00
DEFERRED CHARGES	1,400.00
SCHOOL, COUNTY, SPECIAL DISTRICT TAXES	835,490.92
RESERVE FOR UNCOLLECTED TAXES	61,860.00
EXPENDITURES TOTAL	1,432,097.92

REVENUES-REALIZED		
1980 Property Taxes Collected		1,149,084.93
1980 Payments in Lieu of Taxes		
Delinquent Tax & Lien Collections		67,516.40
Business Personalty Replacement Taxes		2,973.96
Taxes from Public Utilities		59,757.00
Other Miscellaneous Tax Revenues		
State Aid Revenues		3,303.29
Federal Aid Revenues		
State and Local Fiscal Assistance Act Utilized		10,938.00
Sale of Acquired Property		
Other Miscellaneous Revenues		96,899.98
	Total	1,390,473.56
Prior Years Surplus Appropriated		57,000.00
REVENUES	TOTAL	1,447,473.56
Reserve For Uncollected Taxes		61,860.00
CAPITAL OUTLAY	TOTAL	20,699.74
Public Enterprises		
Recreation—Culture		
Public Works		20,699.74
Buildings and Grounds		
Library and Education		
Conservation		
All Other		

CAPITAL DEBT AUTHORIZED, DECEMBER 31, 1980

ISSUED AND UNISSUED	GROSS DEBT	NET DEBT
School	202,599	
Self-liquidating	832,401	
Other	75,100	75,100
Total	1,110,100	75,100

ISSUED AND OUTSTANDING	
School	202,599.40
Self-Liquidating	804,000.00
Other	15,300.00
Total	1,021,899.40
EQUALIZED VALUATION BASIS FOR NET DEBT COMPUTATION	81,206,788

REAL PROPERTY VALUATIONS

Code	Class	# of Parcels	% VAL'N	ASSESSED VALUATION
1	Vacant Land	253	8.79	5,284,200.00
2	Residential	878	87.98	52,872,260.00
3	Farm			
4a	Commercial	33	3.23	1,939,400.00
4b	Industrial			
4c	Apartments			
Total		1164		60,095,860.00

Land Area .55 Sq. Miles

Net Valuation Taxable-Municipal	60,560,737
Net Valuation Taxable-County	81,534,899
State Equalized Valuation	96,942,418
State Equalization Ratio	62.29

1980 PROPERTY TAX		
STATE EQUALIZED TAX RATE		
Local District School Taxes	.13	122,551.82
Regional & Consolidated School Tax	.34	326,687.85
School Taxes in Municipal Budget		
County Taxes	.38	* 365,473.27
County Library Taxes	.02	20,777.98
Local Municipal Purpose Taxes	.37	357,000.00
Veteran & Senior Citizen Taxes		6,880.00
Total Taxes for Rate Computation	1.24	1,199,370.92
Special District Taxes		
Bank Corp. Taxes		1,069.89
Added and Omitted Taxes		23,855.20
Total Taxes Levied - ABSTRACT		1,217,416.01
Total Taxes Billed		1,215,346.12
1980 TAXES COLLECTED		1,149,084.93
1980 Taxes Cancelled, Abated or Adjusted		
Transfer to Tax Title Liens or Foreclosed		
Balance Outstanding Dec. 31, 1980		66,261.19
PRIOR YEARS TAXES OUTSTANDING		
Balance January 1, 1980		61,971.78
Collected in 1980		61,971.78
Cancelled, Abated or Adjusted 1980		
Transfers to Tax Title Liens or Foreclosed		
Balance December 31, 1980		
TAX TITLE LIENS OUTSTANDING		
Balance January 1, 1980		6,923.18
Transfer From Taxes		
Redeemed in 1980		5,544.62
Cancelled, Abated or Adjusted (1980)		
Transfers to Foreclosed Property		
Balance December 31, 1980		1,378.56
PROPERTY ACQUIRED BY DEED OR FORECLOSURE		
Balance January 1, 1980		9,465.00
Transfers From Taxes or Liens		
Sale for Cash (1980)		
Cancelled, Abated or Adjusted (1980)		
Balance December 31, 1980		9,465.00

CURRENT FINANCES DECEMBER 31, 1980

ASSETS	
Cash Dec. 31, 1980	514,700.22
Taxes Receivable	66,261.19
Tax Title Liens	1,378.56
Foreclosed Property	9,465.00
Emergencies & Other Deferred Charges	4,800.00
State and Federal Aid Receivable	120.90
Other Receivables	104,058.11
Total	700,783.98
LIABILITIES, RESERVES, AND SURPLUS	
Cash Liabilities	363,232.18
Reserves for Receivables	175,521.01
Surplus Dec. 31, 1980	162,030.79
Total	700,783.98

*Includes County Health Service Taxes or County Vocational School Taxes. See Table 13, pgs. 675, 676.

0225

pulotion 1970 13,660
pulotion 1980 12,166
& P Rating
ody Rating

General Tax Rate Per $100. 2.44
State Equolized Tax Rate 2.03

HASBROUCK HEIGHTS BOROUGH – BERGEN COUNTY

Form of Government:
Borough Council
Number of Members on Governing Body 6

PER CAPITA:		PER CENT.	
Gross Debt	99.62	Gross Debt	.45
Net Debt	75.07	Net Debt	.34
Debt Service	12.74	Tax Levy Collected	98.91
Total Tax Levy	514.99	Tax Levy Cancelled, Abated or Adjusted	.36
Municipal Expenditures	246.82		

EXPENDITURES	
GENERAL GOVERNMENT	
Governing Body & Public Boards	8,055.65
Municipal Clerk	31,352.60
Finoncial Administration	10,500.00
Assessment of Taxes	33,702.81
Collection of Taxes	46,469.34
Planning, Housing & Development	6,833.78
Human Resources	
Elections	3,045.62
General Administration (other)	260,321.14
JUDICIARY	
Municipal Courts	28,069.59
PUBLIC SAFETY	
Fire Protection	99,057.77
Police Protection	775,245.20
Civil Defense & Disaster Control	
Environmentol Inspection & Control	17,878.96
Other Public Safety	
PUBLIC WORKS	
Streets ond Drainage	182,324.36
Sewers ond Sewoge Processing	240,337.83
Garbage ond Trash Disposal	169,946.42
Public Buildings ond Grounds	59,707.41
Other Public Works	
HEALTH and WELFARE	
Health Services Except Environmentol	27,785.00
Welfare-Public Assistance	7,552.00
Hospitals, Clinics, First Aid	
Animal, Insect, & Rodent Control	2,938.12
Other Welfare Services	
RECREATION ond CONSERVATION	
Beaches and Boardwolks	
Parks, Playgrounds, Shade Trees	92,781.28
Land Reclamation & Conservation	
Other Recreational Services	31,664.06
EDUCATION (excluding schools)	
Libraries	84,710.00
Other Educational Services	
STATUTORY EXPENDITURES	
Pensions & F. I. C. A	227,262.63
Employee Fringe Benefits	57,052.00
Other Statutory Expenditures	10,000.00
CETA And Other Public Employment Programs	21,773.45
MUNICIPAL FUNCTIONS TOTAL	2,536,367.02
CAPITAL IMPROVEMENTS *MEMO*	8,400.00
DEBT SERVICE	
Principol Poyments	121,390.00
Interest Poyments	33,568.98
DEFERRED CHARGES	91,928.91
SCHOOL, COUNTY, SPECIAL DISTRICT TAXES	4,642,341.88
RESERVE FOR UNCOLLECTED TAXES	219,540.75
EXPENDITURES TOTAL	7,645,137.54

REVENUES-REALIZED		
1980 Property Taxes Collected		6,195,661.39
1980 Payments in Lieu of Taxes		
Delinquent Tox & Lien Collections		100,354.49
Business Personalty Replacement Toxes		103,307.76
Taxes from Public Utilities		570,121.00
Other Miscellaneous Tax Revenues		
State Aid Revenues		113,155.58
Federal Aid Revenues		19,658.73
Stote and Locol Fiscal Assistance Act Utilized		102,497.00
Sale of Acquired Property		
Other Miscelloneous Revenues		250,881.07
	Total	7,455,637.02
Prior Years Surplus Appropriated		200,000.00
REVENUES	TOTAL	7,655,637.02
Reserve For Uncollected Taxes		219,540.75
CAPITAL OUTLAY	TOTAL	331,175.10
Public Enterprises		
Recreotion—Culture		
Public Works		308,068.67
Buildings and Grounds		23,106.43
Library and Education		
Conservation		
All Other		

CAPITAL DEBT AUTHORIZED, DECEMBER 31, 1980

ISSUED AND UNISSUED	GROSS DEBT	NET DEBT
School	298,600	
Self-liquidating		
Other	913,325	913,325
Totol	1,211,925	913,325

ISSUED AND OUTSTANDING	
School	298,600.00
Self-Liquidating	
Other	811,325.00
Total	1,109,925.00
EQUALIZED VALUATION BASIS FOR NET DEBT COMPUTATION	269,469,378

REAL PROPERTY VALUATIONS

Code	Class	# of Parcels	% VAL'N	ASSESSED VALUATION
1	Vocant Land	156	1.36	3,444,200.00
2	Residential	3258	77.61	196,581,150.00
3	Farm			
4a	Commercial	140	14.41	36,494,100.00
4b	Industrial	11	1.60	4,052,600.00
4c	Apartments	24	5.03	12,732,000.00
Totol		3589		253,304,050.00

Land Area 1.50 Sq. Miles

Net Valuation Taxable-Municipol	254,886,439
Net Voluation Taxoble-County	279,169,867
State Equalized Voluation	305,086,471
Stote Equolization Ratio	83.46

1980 PROPERTY TAX		
STATE EQUALIZED TAX RATE	1.19	
Local District School Taxes		3,620,916.22
Regional & Consolidated School Tax		
School Taxes in Municipal Budget		
County Taxes	.33	1,021,425.66
County Library Taxes		
Local Municipal Purpose Taxes	.51	1,567,327.00
Veteran & Senior Citizen Taxes		116,750.00
Totol Toxes for Rote Computotion	2.03	6,326,418.88
Special District Taxes		
Bank Corp. Taxes		10,752.65
Added and Omitted Toxes		44,918.96
Total Taxes Levied - ABSTRACT		6,265,340.49
Totol Taxes Billed		6,264,160.27
1980 TAXES COLLECTED		6,195,661.39
1980 Taxes Cancelled, Aboted or Adjusted		22,726.16
Transfer to Tax Title Liens or Foreclosed		2,105.72
Balance Outstanding Dec. 31, 1980		43,527.92
PRIOR YEARS TAXES OUTSTANDING		
Balance January 1, 1980		228,637.63
Collected in 1980		100,354.49
Cancelled, Abated or Adjusted 1980		126,752.66
Transfers to Tax Title Liens or Foreclosed		144.90
Balance December 31, 1980		1,385.58
TAX TITLE LIENS OUTSTANDING		
Balance January 1, 1980		10,119.60
Transfer From Taxes		2,287.60
Redeemed in 1980		
Cancelled, Abated or Adjusted (1980)		
Transfers to Foreclosed Property		
Balance December 31, 1980		12,407.20
PROPERTY ACQUIRED BY DEED OR FORECLOSURE		
Balance January 1, 1980		313,430.00
Transfers From Taxes or Liens		
Sale for Cash (1980)		
Cancelled, Abated or Adjusted (1980)		
Balance December 31, 1980		313,430.00

CURRENT FINANCES DECEMBER 31, 1980	
ASSETS	
Cash Dec. 31, 1980	702,978.82
Toxes Receivoble	44,913.50
Tax Title Liens	12,407.20
Foreclosed Property	313,430.00
Emergencies & Other Deferred Charges	152,152.55
Stote and Federol Aid Receivable	5,295.38
Other Receivables	
Total	1,231,177.45
LIABILITIES, RESERVES, AND SURPLUS	
Cash Liabilities	113,770.26
Reserves for Receivobles	373,796.08
Surplus Dec. 31, 1980	743,611.11
Totol	1,231,177.45

0226

Population 1970	3,760
Population 1980	3,509
S & P Rating	
Moody Rating	A

General Tax Rate Per $100. 3.61

State Equalized Tax Rate 2.29

HAWORTH BOROUGH — BERGEN COUNTY

Form of Government:
Borough Council
Number of Members on Governing Body 6

PER CAPITA:		PER CENT:	
Gross Debt	1,392.32	Gross Debt	4.28
Net Debt	1,312.78	Net Debt	4.03
Debt Service	82.83	Tax Levy Collected	99.28
Total Tax Levy	889.13	Tax Levy Cancelled, Abated or Adjusted	.13
Municipal Expenditures	395.61		

EXPENDITURES	
GENERAL GOVERNMENT	
Governing Body & Public Boards	
Municipal Clerk	
Financial Administration	14,190.00
Assessment of Taxes	5,600.00
Collection of Taxes	5,690.00
Planning, Housing & Development	10,575.00
Human Resources	
Elections	475.00
General Administration (other)	119,331.28
JUDICIARY	
Municipal Courts	10,993.93
PUBLIC SAFETY	
Fire Protection	57,435.00
Police Protection	304,577.77
Civil Defense & Disaster Control	400.00
Environmental Inspection & Control	8,255.00
Other Public Safety	
PUBLIC WORKS	
Streets and Drainage	107,834.49
Sewers and Sewage Processing	48,459.09
Garbage and Trash Disposal	67,250.00
Public Buildings and Grounds	15,580.00
Other Public Works	23,500.00
HEALTH and WELFARE	
Health Services Except Environmental	5,375.00
Welfare-Public Assistance	425.00
Hospitals, Clinics, First Aid	600.00
Animal, Insect, & Rodent Control	15,081.00
Other Welfare Services	
RECREATION and CONSERVATION	
Beaches and Boardwalks	
Parks, Playgrounds, Shade Trees	78,322.78
Land Reclamation & Conservation	
Other Recreational Services	9,373.00
EDUCATION (excluding schools)	
Libraries	33,351.16
Other Educational Services	
STATUTORY EXPENDITURES	
Pensions & F. I. C. A.	65,715.00
Employee Fringe Benefits	18,000.00
Other Statutory Expenditures	3,200.00
CETA And Other Public Employment Programs	
MUNICIPAL FUNCTIONS TOTAL	1,029,589.50
CAPITAL IMPROVEMENTS *MEMO*	3,695.00
DEBT SERVICE	
Principal Payments	66,491.74
Interest Payments	224,167.07
DEFERRED CHARGES	28,749.35
SCHOOL, COUNTY, SPECIAL DISTRICT TAXES	2,346,913.40
RESERVE FOR UNCOLLECTED TAXES	39,202.33
EXPENDITURES TOTAL	3,735,113.39

REVENUES-REALIZED		
1980 Property Taxes Collected		3,095,357.25
1980 Payments in Lieu of Taxes		
Delinquent Tax & Lien Collections		23,209.98
Business Personalty Replacement Taxes		19,974.04
Taxes from Public Utilities		354,121.00
Other Miscellaneous Tax Revenues		
State Aid Revenues		28,496.14
Federal Aid Revenues		
State and Local Fiscal Assistance Act Utilized		29,909.80
Sale of Acquired Property		500.00
Other Miscellaneous Revenues		80,234.14
	Total	3,631,802.35
Prior Years Surplus Appropriated		135,000.00
REVENUES	TOTAL	3,766,802.35
Reserve For Uncollected Taxes		39,202.33
CAPITAL OUTLAY	TOTAL	139,142.12
Public Enterprises		
Recreation—Culture		2,207.76
Public Works		46,207.29
Buildings and Grounds		90,727.07
Library and Education		
Conservation		
All Other		

CAPITAL DEBT AUTHORIZED, DECEMBER 31, 1980

ISSUED AND UNISSUED	GROSS DEBT	NET DEBT
School	277,913	
Self-liquidating		
Other	4,607,745	4,606,561
Total	4,885,658	4,606,561
ISSUED AND OUTSTANDING		
School		227,403.79
Self-Liquidating		
Other		4,462,850.00
Total		4,690,253.79
EQUALIZED VALUATION BASIS FOR NET DEBT COMPUTATION		114,195,171

REAL PROPERTY VALUATIONS

Code	Class	# of Parcels	% VAL'N	ASSESSED VALUATION
1	Vacant Land	48	.64	547,700.00
2	Residential	1076	84.14	72,436,900.00
3	Farm	1	.16	133,600.00
4a	Commercial	47	15.07	12,971,200.00
4b	Industrial			
4c	Apartments			
Total		1172		86,089,400.00

Land Area 1.97 Sq. Miles

Net Valuation Taxable-Municipal	86,362,605
Net Valuation Taxable-County	112,782,583
State Equalized Valuation	135,955,768
State Equalization Ratio	63.45

1980 PROPERTY TAX		
STATE EQUALIZED TAX RATE		
Local District School Taxes	.72	974,406.50
Regional & Consolidated School Tax	.71	961,680.82
School Taxes in Municipal Budget		
County Taxes	.30	410,826.08
County Library Taxes		
Local Municipal Purpose Taxes	.56	766,974.00
Veteran & Senior Citizen Taxes		22,550.00
Total Taxes for Rate Computation	2.29	3,136,437.40
Special District Taxes		
Bank Corp. Taxes		2,068.33
Added and Omitted Taxes		4,009.84
Total Taxes Levied - ABSTRACT		3,119,965.57
Total Taxes Billed		3,117,897.24
1980 TAXES COLLECTED		3,095,357.25
1980 Taxes Cancelled, Abated or Adjusted		3,906.80
Transfer to Tax Title Liens or Foreclosed		249.09
Balance Outstanding Dec. 31, 1980		18,384.10
PRIOR YEARS TAXES OUTSTANDING		
Balance January 1, 1980		93,886.59
Collected in 1980		23,209.98
Cancelled, Abated or Adjusted 1980		47.15
Transfers to Tax Title Liens or Foreclosed		
Balance December 31, 1980		70,629.46
TAX TITLE LIENS OUTSTANDING		
Balance January 1, 1980		974.28
Transfer From Taxes		249.09
Redeemed in 1980		
Cancelled, Abated or Adjusted (1980)		
Transfers to Foreclosed Property		
Balance December 31, 1980		1,223.37
PROPERTY ACQUIRED BY DEED OR FORECLOSURE		
Balance January 1, 1980		90,726.00
Transfers From Taxes or Liens		
Sale for Cash (1980)		500.00
Cancelled, Abated or Adjusted (1980)		
Balance December 31, 1980		90,226.00
CURRENT FINANCES DECEMBER 31, 1980		
ASSETS		
Cash Dec. 31, 1980		421,604.12
Taxes Receivable		89,013.56
Tax Title Liens		1,223.37
Foreclosed Property		90,226.00
Emergencies & Other Deferred Charges		3,000.00
State and Federal Aid Receivable		
Other Receivables		38,951.75
Total		644,018.80
LIABILITIES, RESERVES, AND SURPLUS		
Cash Liabilities		221,893.37
Reserves for Receivables		219,414.68
Surplus Dec. 31, 1980		202,710.75
Total		644,018.80

1604

Population 1970 19,200
Population 1980 18,200
S & P Rating
Moody Rating

General Tax Rate Per $100. 4.13
State Equalized Tax Rate 2.26

HAWTHORNE BOROUGH – PASSAIC COUNTY

Form of Government:
Commission (1911)
Number of Members on Governing Body 3

PER CAPITA:		PER CENT:	
Gross Debt	267.08	Gross Debt	1.28
Net Debt	101.47	Net Debt	.49
Debt Service	5.63	Tax Levy Collected	97.81
Total Tax Levy	530.52	Tax Levy Cancelled, Abated or Adjusted	.06
Municipal Expenditures	197.26		

EXPENDITURES		REVENUES-REALIZED	
GENERAL GOVERNMENT			
Governing Body & Public Boards			
Municipal Clerk	42,536.00	1980 Property Taxes Collected	9,418,442.41
Financial Administration	18,800.00	1980 Payments in Lieu of Taxes	
Assessment of Taxes	29,950.00	Delinquent Tax & Lien Collections	200,847.05
Collection of Taxes	74,062.00	Business Personalty Replacement Taxes	278,340.12
Planning, Housing & Development	30,990.00	Taxes from Public Utilities	748,207.00
Human Resources		Other Miscellaneous Tax Revenues	
Elections	4,800.00	State Aid Revenues	129,199.24
General Administration (other)	188,336.00	Federal Aid Revenues	32,781.77
JUDICIARY		State and Local Fiscal Assistance Act Utilized	124,724.09
Municipal Courts	31,487.00	Sale of Acquired Property	
PUBLIC SAFETY		Other Miscellaneous Revenues	516,133.60
Fire Protection	126,400.00	Total	11,448,675.28
Police Protection	657,515.00	Prior Years Surplus Appropriated	1,000,000.00
Civil Defense & Disaster Control	4,115.00	REVENUES TOTAL	12,448,675.28
Environmental Inspection & Control	23,507.00	Reserve For Uncollected Taxes	578,496.00
Other Public Safety		CAPITAL OUTLAY TOTAL	1,745,781.41
PUBLIC WORKS			
Streets and Drainage	298,927.00	Public Enterprises	145,727.19
Sewers and Sewage Processing	246,273.00	Recreation—Culture	28,973.70
Garbage and Trash Disposal	299,000.00	Public Works	174,340.42
Public Buildings and Grounds	65,654.09	Buildings and Grounds	1,396,740.10
Other Public Works		Library and Education	
HEALTH and WELFARE		Conservation	
Health Services Except Environmental	88,117.50	All Other	
Welfare-Public Assistance	4,522.00	CAPITAL DEBT AUTHORIZED, DECEMBER 31, 1980	
Hospitals, Clinics, First Aid		ISSUED AND UNISSUED — GROSS DEBT / NET DEBT	
Animal, Insect, & Rodent Control		School 2,288,000	
Other Welfare Services	100.00	Self-liquidating 726,000	
RECREATION and CONSERVATION		Other 1,846,800	1,846,800
Beaches and Boardwalks		Total 4,860,800	1,846,800
Parks, Playgrounds, Shade Trees	21,800.00		
Land Reclamation & Conservation		ISSUED AND OUTSTANDING	
Other Recreational Services	122,756.00	School	2,094,000.00
EDUCATION (excluding schools)		Self-Liquidating	590,000.00
Libraries	135,525.00	Other	1,500,000.00
Other Educational Services		Total	4,184,000.00
STATUTORY EXPENDITURES		EQUALIZED VALUATION BASIS FOR NET DEBT COMPUTATION	378,869,457
Pensions & F. I. C. A.	222,000.00	REAL PROPERTY VALUATIONS	
Employee Fringe Benefits	87,000.00		
Other Statutory Expenditures	6,000.00		
CETA And Other Public Employment Programs	36,000.00		
MUNICIPAL FUNCTIONS TOTAL	2,866,182.59		
CAPITAL IMPROVEMENTS *MEMO*	54,306.00		
DEBT SERVICE			
Principal Payments	100,000.00		
Interest Payments	2,477.00		
DEFERRED CHARGES	42,950.42		
SCHOOL, COUNTY, SPECIAL DISTRICT TAXES	8,699,575.95		
RESERVE FOR UNCOLLECTED TAXES	578,496.00		
EXPENDITURES TOTAL	12,289,681.96		

Code	Class	# of Parcels	% VAL'N	ASSESSED VALUATION
1	Vacant Land	216	1.55	3,574,000.00
2	Residential	4858	74.70	171,930,400.00
3	Farm			
4a	Commercial	274	10.03	23,090,900.00
4b	Industrial	111	10.76	24,754,300.00
4c	Apartments	15	2.96	6,802,700.00
Total		5474		230,152,300.00

Land Area	3.44 Sq. Miles	
Net Valuation Taxable-Municipal		231,413,986
Net Valuation Taxable-County		391,620,743
State Equalized Valuation		420,363,725
State Equalization Ratio		54.92

1980 PROPERTY TAX		
STATE EQUALIZED TAX RATE		
Local District School Taxes	1.46	6,159,997.00
Regional & Consolidated School Tax		
School Taxes in Municipal Budget		
County Taxes	.60	2,539,578.95
County Library Taxes		
Local Municipal Purpose Taxes	.20	851,500.00
Veteran & Senior Citizen Taxes		182,880.00
Total Taxes for Rate Computation	2.26	9,733,955.95
Special District Taxes		
Bank Corp. Taxes		32,629.99
Added and Omitted Taxes		71,785.75
Total Taxes Levied - ABSTRACT		9,655,491.69
Total Taxes Billed		9,629,183.37
1980 TAXES COLLECTED		9,418,442.41
1980 Taxes Cancelled, Abated or Adjusted		5,513.55
Transfer to Tax Title Liens or Foreclosed		607.11
Balance Outstanding Dec. 31, 1980		204,620.30
PRIOR YEARS TAXES OUTSTANDING		
Balance January 1, 1980		206,919.48
Collected in 1980		200,847.05
Cancelled, Abated or Adjusted 1980		
Transfers to Tax Title Liens or Foreclosed		
Balance December 31, 1980		6,072.43
TAX TITLE LIENS OUTSTANDING		
Balance January 1, 1980		6,178.96
Transfer From Taxes		607.11
Redeemed in 1980		
Cancelled, Abated or Adjusted (1980)		
Transfers to Foreclosed Property		
Balance December 31, 1980		6,786.07
PROPERTY ACQUIRED BY DEED OR FORECLOSURE		
Balance January 1, 1980		27,855.00
Transfers From Taxes or Liens		
Sale for Cash (1980)		
Cancelled, Abated or Adjusted (1980)		
Balance December 31, 1980		27,855.00
CURRENT FINANCES DECEMBER 31, 1980		
ASSETS		
Cash Dec. 31, 1980		2,021,679.98
Taxes Receivable		210,692.73
Tax Title Liens		6,786.07
Foreclosed Property		27,855.00
Emergencies & Other Deferred Charges		
State and Federal Aid Receivable		
Other Receivables		8,008.51
Total		2,275,022.29
LIABILITIES, RESERVES, AND SURPLUS		
Cash Liabilities		569,204.60
Reserves for Receivables		253,342.31
Surplus Dec. 31, 1980		1,452,475.38
Total		2,275,022.29

1339

Population 1970 22,305
Population 1980 23,013
S & P Rating
Moody Rating BAA-1

General Tax Rate Per $100. 3.06
State Equalized Tax Rate 2.38

HAZLET TOWNSHIP — MONMOUTH COUNTY

Form of Government:
Township Committee
Number of Members on Governing Body 5

PER CAPITA:		PER CENT:	
Gross Debt	400.31	Gross Debt	3.10
Net Debt	192.84	Net Debt	1.49
Debt Service	10.55	Tax Levy Collected	98.40
Total Tax Levy	358.71	Tax Levy Cancelled, Abated or Adjusted	
Municipal Expenditures	174.84		

EXPENDITURES	
GENERAL GOVERNMENT	
Governing Body & Public Boards	
Municipal Clerk	
Financial Administration	33,677.00
Assessment of Taxes	31,197.00
Collection of Taxes	46,971.00
Planning, Housing & Development	20,455.00
Human Resources	650.00
Elections	
General Administration (other)	623,922.00
JUDICIARY	
Municipal Courts	38,627.00
PUBLIC SAFETY	
Fire Protection	270,907.00
Police Protection	988,533.00
Civil Defense & Disaster Control	9,700.00
Environmental Inspection & Control	34,225.00
Other Public Safety	
PUBLIC WORKS	
Streets and Drainage	583,090.00
Sewers and Sewage Processing	
Garbage and Trash Disposal	
Public Buildings and Grounds	98,655.00
Other Public Works	5,300.00
HEALTH and WELFARE	
Health Services Except Environmental	67,532.00
Welfare-Public Assistance	29,033.00
Hospitals, Clinics, First Aid	1,600.00
Animal, Insect, & Rodent Control	
Other Welfare Services	
RECREATION and CONSERVATION	
Beaches and Boardwalks	
Parks, Playgrounds, Shade Trees	
Land Reclamation & Conservation	24,700.00
Other Recreational Services	132,809.00
EDUCATION (excluding schools)	
Libraries	25,339.00
Other Educational Services	
STATUTORY EXPENDITURES	
Pensions & F. I. C. A.	197,233.91
Employee Fringe Benefits	
Other Statutory Expenditures	6,900.00
CETA And Other Public Employment Programs	257,970.18
MUNICIPAL FUNCTIONS TOTAL	3,529,026.09
CAPITAL IMPROVEMENTS *MEMO*	108,502.00
DEBT SERVICE	
Principal Payments	105,000.00
Interest Payments	137,793.75
DEFERRED CHARGES	3,986.74
SCHOOL, COUNTY, SPECIAL DISTRICT TAXES	6,741,073.16
RESERVE FOR UNCOLLECTED TAXES	247,764.00
EXPENDITURES TOTAL	10,764,643.74

REVENUES-REALIZED	
1980 Property Taxes Collected	8,109,180.55
1980 Payments in Lieu of Taxes	54,287.60
Delinquent Tax & Lien Collections	159,398.18
Business Personalty Replacement Taxes	180,213.88
Taxes from Public Utilities	609,248.00
Other Miscellaneous Tax Revenues	
State Aid Revenues	221,849.44
Federal Aid Revenues	257,049.86
State and Local Fiscal Assistance Act Utilized	231,482.00
Sale of Acquired Property	
Other Miscellaneous Revenues	373,462.28
Total	10,196,171.79
Prior Years Surplus Appropriated	583,000.00
REVENUES TOTAL	10,779,171.79
Reserve For Uncollected Taxes	247,764.00
CAPITAL OUTLAY TOTAL	2,271,037.63
Public Enterprises	4,174.04
Recreation—Culture	2,120,168.52
Public Works	72,239.62
Buildings and Grounds	74,455.45
Library and Education	
Conservation	
All Other	

CAPITAL DEBT AUTHORIZED, DECEMBER 31, 1980

ISSUED AND UNISSUED	GROSS DEBT	NET DEBT
School	4,155,000	
Self-liquidating	338,000	
Other	4,719,268	4,437,812
Total	9,212,268	4,437,812

ISSUED AND OUTSTANDING	
School	4,155,000.00
Self-Liquidating	338,000.00
Other	4,516,975.00
Total	9,009,975.00
EQUALIZED VALUATION BASIS FOR NET DEBT COMPUTATION	297,347,357

REAL PROPERTY VALUATIONS

Code	Class	# of Parcels	% VAL'N	ASSESSED VALUATION
1	Vacant Land	407	2.72	7,269,750.00
2	Residential	5443	81.92	218,624,600.00
3	Farm	11	.15	389,050.00
4a	Commercial	156	11.81	31,529,700.00
4b	Industrial	7	2.18	5,831,000.00
4c	Apartments	1	1.22	3,245,000.00
Total		6025		266,889,100.00

Land Area 5.60 Sq. Miles

Net Valuation Taxable-Municipal	268,521,047
Net Valuation Taxable-County	312,387,273
State Equalized Valuation	344,017,465
State Equalization Ratio	77.95

1980 PROPERTY TAX		
STATE EQUALIZED TAX RATE →		
Local District School Taxes	1.43	4,933,846.50
Regional & Consolidated School Tax		
School Taxes in Municipal Budget		
County Taxes	.51	1,741,454.02
County Library Taxes	.02	65,772.64
Local Municipal Purpose Taxes	.43	1,479,947.50
Veteran & Senior Citizen Taxes		146,680.00
Total Taxes for Rate Computation	2.39	8,367,700.66
Special District Taxes		
Bank Corp. Taxes		14,146.36
Added and Omitted Taxes		19,933.05
Total Taxes Levied ABSTRACT		8,255,100.07
Total Taxes Billed		8,240,953.71
1980 TAXES COLLECTED		8,109,180.55
1980 Taxes Cancelled, Abated or Adjusted		
Transfer to Tax Title Liens or Foreclosed		
Balance Outstanding Dec. 31, 1980		131,773.16
PRIOR YEARS TAXES OUTSTANDING		
Balance January 1, 1980		144,590.16
Collected in 1980		141,444.90
Cancelled, Abated or Adjusted 1980		
Transfers to Tax Title Liens or Foreclosed		
Balance December 31, 1980		3,145.26
TAX TITLE LIENS OUTSTANDING		
Balance January 1, 1980		25,753.01
Transfer From Taxes		
Redeemed in 1980		17,953.28
Cancelled, Abated or Adjusted (1980)		
Transfers to Foreclosed Property		
Balance December 31, 1980		7,799.73
PROPERTY ACQUIRED BY DEED OR FORECLOSURE		
Balance January 1, 1980		168,650.00
Transfers From Taxes or Liens		
Sale for Cash (1980)		
Cancelled, Abated or Adjusted (1980)		
Balance December 31, 1980		168,650.00

CURRENT FINANCES DECEMBER 31, 1980 ASSETS	
Cash Dec. 31, 1980	977,988.39
Taxes Receivable	134,918.42
Tax Title Liens	7,799.73
Foreclosed Property	168,650.00
Emergencies & Other Deferred Charges	9,000.00
State and Federal Aid Receivable	124,000.00
Other Receivables	370.61
Total	1,422,727.15
LIABILITIES, RESERVES, AND SURPLUS	
Cash Liabilities	803,927.86
Reserves for Receivables	311,739.76
Surplus Dec. 31, 1980	307,060.53
Total	1,422,727.15

1980-3000

1206

Papulation 1970 960
Papulation 1980 955
S & P Rating
Maady Rating

General Tax Rate Per $100. 4.08
State Equalized Tax Rate 2.90

HELMETTA BOROUGH — MIDDLESEX COUNTY

Form of Government:
Borough Council
Number of Members on Governing Body 6

PER CAPITA:		PER CENT:	
Grass Debt	317.61	Gross Debt	1.85
Net Debt	299.81	Net Debt	1.75
Debt Service	11.52	Tax Levy Collected	91.69
Total Tax Levy	562.78	Tax Levy Cancelled, Abated or Adjusted	
Municipal Expenditures	270.09		

EXPENDITURES	
GENERAL GOVERNMENT	
Governing Body & Public Boards	
Municipal Clerk	
Financial Administration	2,250.00
Assessment of Taxes	3,200.00
Collection of Taxes	8,875.00
Planning, Housing & Development	1,887.00
Human Resources	
Elections	300.00
General Administration (other)	47,073.00
JUDICIARY	
Municipal Courts	2,861.00
PUBLIC SAFETY	
Fire Protection	5,645.00
Police Protection	78,836.00
Civil Defense & Disaster Control	
Environmental Inspection & Control	2,957.00
Other Public Safety	
PUBLIC WORKS	
Streets and Drainage	17,976.00
Sewers and Sewage Processing	
Garbage and Trash Disposal	12,350.00
Public Buildings and Grounds	5,650.00
Other Public Works	
HEALTH and WELFARE	
Health Services Except Environmental	2,274.00
Welfare-Public Assistance	550.00
Hospitals, Clinics, First Aid	100.00
Animal, Insect, & Radent Control	
Other Welfare Services	125.00
RECREATION and CONSERVATION	
Beaches and Boardwalks	
Parks, Playgrounds, Shade Trees	50.00
Land Reclamation & Canservation	
Other Recreatianal Services	1,400.00
EDUCATION (excluding schools)	
Libraries	
Other Educational Services	
STATUTORY EXPENDITURES	
Pensions & F. I. C. A.	8,775.00
Employee Fringe Benefits	
Other Statutory Expenditures	900.00
CETA And Other Public Employment Programs	
MUNICIPAL FUNCTIONS TOTAL	204,034.00
CAPITAL IMPROVEMENTS *MEMO*	3,000.00
DEBT SERVICE	
Principal Payments	3,000.00
Interest Payments	8,000.00
DEFERRED CHARGES	8,899.76
SCHOOL, COUNTY, SPECIAL DISTRICT TAXES	467,855.63
RESERVE FOR UNCOLLECTED TAXES	34,000.00
EXPENDITURES TOTAL	725,789.39

REVENUES-REALIZED		
1980 Praperty Taxes Collected		493,691.36
1980 Payments in Lieu af Taxes		
Delinquent Tax & Lien Collections		31,181.60
Business Personalty Replacement Taxes		68,541.32
Taxes from Public Utilities		45,155.00
Other Miscellaneous Tax Revenues		
State Aid Revenues		7,777.29
Federal Aid Revenues		
State and Local Fiscal Assistance Act Utilized		10,913.00
Sale af Acquired Property		
Other Miscellaneous Revenues		18,340.05
	Total	675,599.62
Priar Years Surplus Appropriated		27,000.00
REVENUES	TOTAL	702,599.62
Reserve For Uncollected Taxes		34,000.00
CAPITAL OUTLAY	TOTAL	84,613.45
Public Enterprises		100.00
Recreatian—Culture		
Public Works		15,253.79
Buildings and Grounds		69,259.66
Library and Education		
Conservatian		
All Other		

CAPITAL DEBT AUTHORIZED, DECEMBER 31, 1980

ISSUED AND UNISSUED	GROSS DEBT	NET DEBT
Schaal		
Self-liquidating		
Other	303,315	286,321
Total	303,315	286,321
ISSUED AND OUTSTANDING		
Schaal		
Self-Liquidating		
Other		285,000.00
Total		285,000.00
EQUALIZED VALUATION BASIS FOR NET DEBT COMPUTATION		16,357,188

REAL PROPERTY VALUATIONS

Code	Class	# of Parcels	% VAL'N	ASSESSED VALUATION
1	Vacant Land	92	3.94	508,400.00
2	Residential	301	66.60	8,603,500.00
3	Farm			
4a	Commercial	6	2.33	301,400.00
4b	Industrial	32	27.13	3,504,600.00
4c	Apartments			
Total		431		12,917,900.00

Land Area .80 Sq. Miles

Net Valuatian Taxable-Municipal	13,079,600
Net Valuation Taxable-Caunty	19,770,978
State Equalized Valuation	18,307,367
State Equalization Ratia	71.19

1980 PROPERTY TAX		
STATE EQUALIZED TAX RATE		
Local District School Taxes	1.94	355,936.00
Regional & Consolidated Schaal Tax		
School Taxes in Municipal Budget		
County Taxes	.61	111,919.63
County Library Taxes		
Local Municipal Purpose Taxes	.35	64,800.45
Veteran & Senior Citizen Taxes		6,220.00
Total Taxes for Rate Computatian	2.90	538,876.08
Special District Taxes		
Bank Corp. Taxes		
Added and Omitted Taxes		4,801.91
Total Taxes Levied - ABSTRACT		537,457.99
Total Taxes Billed		538,449.59
1980 TAXES COLLECTED		493,691.36
1980 Taxes Cancelled, Abated ar Adjusted		
Transfer to Tax Title Liens ar Foreclosed		
Balance Outstanding Dec. 31, 1980		44,758.23
PRIOR YEARS TAXES OUTSTANDING		
Balance January 1, 1980		38,765.42
Collected in 1980		30,306.20
Cancelled, Abated ar Adjusted 1980		
Transfers to Tax Title Liens ar Foreclosed		
Balance December 31, 1980		8,459.22
TAX TITLE LIENS OUTSTANDING		
Balance January 1, 1980		4,548.66
Transfer From Taxes		
Redeemed in 1980		875.40
Cancelled, Abated or Adjusted (1980)		
Transfers to Foreclosed Praperty		
Balance December 31, 1980		3,673.26
PROPERTY ACQUIRED BY DEED OR FORECLOSURE		
Balance January 1, 1980		
Transfers From Taxes ar Liens		
Sale for Cash (1980)		
Cancelled, Abated ar Adjusted (1980)		
Balance December 31, 1980		

CURRENT FINANCES DECEMBER 31, 1980	
ASSETS	
Cash Dec. 31, 1980	196,884.41
Taxes Receivable	53,217.45
Tax Title Liens	3,673.26
Foreclosed Praperty	
Emergencies & Other Deferred Charges	
State and Federal Aid Receivable	
Other Receivables	8,269.67
Total	262,044.79
LIABILITIES, RESERVES, AND SURPLUS	
Cash Liabilities	153,227.38
Reserves for Receivables	65,160.38
Surplus Dec. 31, 1980	43,657.03
Total	262,044.79

0419

Population 1970 1,210
Population 1980 1,250
S & P Roting
Moody Rating

General Tax Rote Per $100. 6.12
State Equalized Tox Rote 2.98

HI-NELLA BOROUGH — CAMDEN COUNTY

Form of Government:
Borough Council
Number of Members on Governing Body 6

PER CAPITA:		PER CENT:	
Gross Debt	94.76	Gross Debt	1.21
Net Debt	94.76	Net Debt	1.21
Debt Service	14.59	Tax Levy Collected	96.29
Total Tax Levy	231.95	Tax Levy Concelled, Abated or Adjusted	
Municipal Expenditures	195.30		

EXPENDITURES		REVENUES-REALIZED	
GENERAL GOVERNMENT			
Governing Body & Public Boards			
Municipal Clerk		1980 Property Toxes Collected	278,637.69
Financiol Administration	6,262.00	1980 Payments in Lieu of Taxes	
Assessment of Taxes	1,575.00	Delinquent Tox & Lien Collections	7,372.01
Collection of Toxes	2,292.00	Business Personalty Replocement Toxes	4,456.68
Planning, Housing & Development		Taxes from Public Utilities	38,456.00
Human Resources		Other Miscellaneous Tax Revenues	
Elections	1,164.00	State Aid Revenues	12,244.69
Generol Administration (other)	27,875.17	Federal Aid Revenues	21,789.48
JUDICIARY		State and Locol Fiscol Assistance Act Utilized	13,937.34
Municipal Courts	7,343.00	Sale of Acquired Property	
PUBLIC SAFETY		Other Miscelloneous Revenues	41,580.53
Fire Protection	7,758.00	Totol	418,474.42
Police Protection	32,802.91	Prior Years Surplus Appropriated	5,000.00
Civil Defense & Disaster Control	25.00	REVENUES TOTAL	423,474.42
Environmental Inspection & Control	60.00	Reserve For Uncollected Toxes	34,531.32
Other Public Safety		CAPITAL OUTLAY TOTAL	9,809.21
PUBLIC WORKS			
Streets ond Drainoge	6,014.99	Public Enterprises	
Sewers and Sewage Processing	43,500.00	Recreation—Culture	
Garboge ond Trosh Disposal	6,000.00	Public Works	9,809.21
Public Buildings and Grounds	2,787.26	Buildings ond Grounds	
Other Public Works		Library and Education	
HEALTH and WELFARE		Conservation	
Health Services Except Environmental		All Other	
Welfare-Public Assistance	2,338.95	CAPITAL DEBT AUTHORIZED, DECEMBER 31, 1980	
Hospitols, Clinics, First Aid		ISSUED AND UNISSUED — GROSS DEBT — NET DEBT	
Animal, Insect, & Rodent Control		School	
Other Welfare Services		Self-liquidating	
RECREATION and CONSERVATION		Other 118,448 118,448	
Beaches and Boardwolks		Total 118,448 118,448	
Parks, Ploygrounds, Shade Trees	2,791.50		
Land Reclamation & Conservotion		ISSUED AND OUTSTANDING	
Other Recreationol Services	265.00	School	
EDUCATION (excluding schools)		Self-Liquidating	
Libraries	1,600.00	Other	95,000.00
Other Educational Services		Total	95,000.00
STATUTORY EXPENDITURES		EQUALIZED VALUATION BASIS	
Pensions & F. I. C. A.	2,410.00	FOR NET DEBT COMPUTATION	9,792,836
Employee Fringe Benefits		REAL PROPERTY VALUATIONS	
Other Statutory Expenditures	400.00	Code Class # of Parcels % VAL'N ASSESSED VALUATION	
CETA And Other Public Employment Progroms	30,000.00	1 Vocant Land 16 1.83 85,770.00	
MUNICIPAL FUNCTIONS TOTAL	185,264.78	2 Residential 125 42.15 1,970,600.00	
CAPITAL IMPROVEMENTS *MEMO*		3 Form 2 .89 41,612.00	
DEBT SERVICE		4a Commercial 8 14.27 667,350.00	
Principal Payments	13,000.00	4b Industrial 1 2.00 93,650.00	
Interest Payments	5,238.80	4c Aportments 3 38.85 1,816,700.00	
		Total 155 4,675,682.00	
DEFERRED CHARGES	6,091.30	Land Area .23 Sq. Miles	
SCHOOL, COUNTY, SPECIAL DISTRICT TAXES	216,569.16	Net Valuation Taxable-Municipal	4,728,509
RESERVE FOR UNCOLLECTED TAXES	34,531.32	Net Valuation Taxable-County	8,783,101
EXPENDITURES TOTAL	460,695.36	State Equalized Valuation	9,653,817
		State Equalization Ratio	48.70

1980 PROPERTY TAX		
STATE EQUALIZED TAX RATE →	1.40	
Local District School Toxes		135,514.50
Regional & Consolidated School Tox		
School Taxes in Municipol Budget		
County Taxes	.81	* 78,838.06
County Library Taxes	.02	2,216.60
Local Municipol Purpose Toxes	.75	72,800.00
Veteran & Senior Citizen Taxes		5,090.00
Totol Taxes for Rate Computation	2.98	294,459.16
Special District Toxes		
Bonk Corp. Toxes		564.43
Added and Omitted Taxes		
Total Taxes Levied - ABSTRACT		289,933.59
Total Taxes Billed		289,369.16
1980 TAXES COLLECTED		278,637.69
1980 Taxes Cancelled, Abated or Adjusted		
Transfer to Tax Title Liens or Foreclosed		
Balance Outstanding Dec. 31, 1980		10,731.47
PRIOR YEARS TAXES OUTSTANDING		
Balance January 1, 1980		14,801.61
Collected in 1980		7,372.01
Cancelled, Abated or Adjusted 1980		
Transfers to Tax Title Liens or Foreclosed		
Balance December 31, 1980		7,429.60
TAX TITLE LIENS OUTSTANDING		
Balance January 1, 1980		3,599.50
Transfer From Taxes		
Redeemed in 1980		
Cancelled, Abated or Adjusted (1980)		
Transfers to Foreclosed Property		
Balance December 31, 1980		3,599.50
PROPERTY ACQUIRED BY DEED OR FORECLOSURE		
Balance January 1, 1980		950.00
Transfers From Taxes or Liens		
Sale for Cash (1980)		
Cancelled. Abated or Adjusted (1980)		
Balance December 31, 1980		950.00
CURRENT FINANCES DECEMBER 31, 1980		
ASSETS		
Cash Dec. 31, 1980		106,521.81
Taxes Receivable		18,161.07
Tax Title Liens		3,599.50
Foreclosed Property		950.00
Emergencies & Other Deferred Charges		3,936.78
State and Federal Aid Receivable		
Other Receivables		13,197.32
Totol		146,366.48
LIABILITIES, RESERVES, AND SURPLUS		
Cash Liabilities		55,999.42
Reserves for Receivables		35,907.89
Surplus Dec. 31, 1980		54,459.17
Total		146,366.48

1980-3000

*Includes County Health Service Taxes or County Vocational School Taxes. See Table 13, pgs. 675, 676.

1014

Population 1970 2,610
Population 1980 3,425
S & P Rating
Moody Ratmg

General Tax Rate Per $100. 3.80
State Equalized Tax Rate 2.42

HIGH BRIDGE BOROUGH — HUNTERDON CO.

Form of Government:
Borough Council
Number of Members on Governing Body 6

PER CAPITA:		PER CENT:	
Gross Debt	684.67	Gross Debt	4.34
Net Debt	88.43	Net Debt	.56
Debt Service	17.16	Tax Levy Collected	94.41
Total Tax Levy	464.43	Tax Levy Cancelled, Abated or Adjusted	.24
Municipal Expenditures	215.50		

EXPENDITURES	
GENERAL GOVERNMENT	
Governing Body & Public Boards	
Municipal Clerk	
Financial Administration	5,888.51
Assessment of Taxes	4,268.00
Collection of Taxes	7,125.40
Planning, Housing & Development	6,079.46
Human Resources	
Elections	
General Administration (other)	121,484.58
JUDICIARY	
Municipal Courts	8,011.98
PUBLIC SAFETY	
Fire Protection	24,595.76
Police Protection	104,664.00
Civil Defense & Disaster Control	500.00
Environmental Inspection & Control	3,630.00
Other Public Safety	
PUBLIC WORKS	
Streets and Drainage	112,155.84
Sewers and Sewage Processing	
Garbage and Trash Disposal	37,097.45
Public Buildings and Grounds	33,646.32
Other Public Works	22,837.00
HEALTH and WELFARE	
Health Services Except Environmental	221.00
Welfare-Public Assistance	1,045.14
Hospitals, Clinics, First Aid	
Animal, Insect, & Rodent Control	1,200.00
Other Welfare Services	
RECREATION and CONSERVATION	
Beaches and Boardwalks	
Parks, Playgrounds, Shade Trees	1,000.00
Land Reclamation & Conservation	189.00
Other Recreational Services	6,912.88
EDUCATION (excluding schools)	
Libraries	4,255.80
Other Educational Services	
STATUTORY EXPENDITURES	
Pensions & F. I. C. A.	23,078.26
Employee Fringe Benefits	18,079.40
Other Statutory Expenditures	2,000.00
CETA And Other Public Employment Programs	
MUNICIPAL FUNCTIONS TOTAL	549,965.78
CAPITAL IMPROVEMENTS *MEMO*	
DEBT SERVICE	
Principal Payments	47,000.00
Interest Payments	11,943.75
DEFERRED CHARGES	8,259.55
SCHOOL, COUNTY, SPECIAL DISTRICT TAXES	1,332,906.65
RESERVE FOR UNCOLLECTED TAXES	123,021.86
EXPENDITURES TOTAL	2,073,137.59

REVENUES-REALIZED		
1980 Property Taxes Collected		1,506,145.78
1980 Payments in Lieu of Taxes		
Delinquent Tax & Lien Collections		105,804.41
Business Personalty Replacement Taxes		84,678.12
Taxes from Public Utilities		55,770.00
Other Miscellaneous Tax Revenues		
State Aid Revenues		49,845.86
Federal Aid Revenues		
State and Local Fiscal Assistance Act Utilized		31,486.91
Sale of Acquired Property		
Other Miscellaneous Revenues		163,226.24
	Total	1,996,957.32
Prior Years Surplus Appropriated		75,000.00
REVENUES	TOTAL	2,071,957.32
Reserve For Uncollected Taxes		123,021.86
CAPITAL OUTLAY	TOTAL	353,800.76
Public Enterprises		296,627.09
Recreation—Culture		
Public Works		57,173.67
Buildings and Grounds		
Library and Education		
Conservation		
All Other		

CAPITAL DEBT AUTHORIZED, DECEMBER 31, 1980

ISSUED AND UNISSUED	GROSS DEBT	NET DEBT
School	823,673	
Self-liquidating	1,224,410	
Other	303,762	303,762
Total	2,351,845	303,762

ISSUED AND OUTSTANDING	
School	689,319.79
Self-Liquidating	1,224,410.00
Other	188,542.28
Total	2,102,272.07
EQUALIZED VALUATION BASIS FOR NET DEBT COMPUTATION	54,196,504

REAL PROPERTY VALUATIONS

Code	Class	# of Parcels	% VAL'N	ASSESSED VALUATION
1	Vacant Land	189	6.20	2,548,300.00
2	Residential	997	82.98	34,078,700.00
3	Farm	25	1.60	655,673.00
4a	Commercial	29	3.75	1,542,000.00
4b	Industrial	8	4.92	2,020,990.00
4c	Apartments	2	.55	224,700.00
Total		1250		41,070,363.00

Land Area 2.30 Sq. Miles

Net Valuation Taxable-Municipal	41,553,907
Net Valuation Taxable-County	58,847,657
State Equalized Valuation	64,879,931
State Equalization Ratio	63.79

1980 PROPERTY TAX		
STATE EQUALIZED TAX RATE		
Local District School Taxes	.97	633,906.50
Regional & Consolidated School Tax	.68	443,152.05
School Taxes in Municipal Budget		
County Taxes	.37	241,785.47
County Library Taxes	.02	14,062.63
Local Municipal Purpose Taxes	.37	243,866.75
Veteran & Senior Citizen Taxes		24,890.00
Total Taxes for Rate Computation	2.41	1,601,663.40
Special District Taxes		
Bank Corp. Taxes		2,303.88
Added and Omitted Taxes		16,237.80
Total Taxes Levied - ABSTRACT		1,595,315.08
Total Taxes Billed		1,595,386.27
1980 TAXES COLLECTED		1,506,145.78
1980 Taxes Cancelled, Abated or Adjusted		3,843.70
Transfer to Tax Title Liens or Foreclosed		5,159.30
Balance Outstanding Dec. 31, 1980		80,237.49

PRIOR YEARS TAXES OUTSTANDING	
Balance January 1, 1980	74,827.52
Collected in 1980	67,283.41
Cancelled, Abated or Adjusted 1980	2,479.54
Transfers to Tax Title Liens or Foreclosed	2,762.78
Balance December 31, 1980	2,301.79
TAX TITLE LIENS OUTSTANDING	
Balance January 1, 1980	45,490.80
Transfer From Taxes	8,228.77
Redeemed in 1980	38,521.00
Cancelled, Abated or Adjusted (1980)	
Transfers to Foreclosed Property	
Balance December 31, 1980	15,198.57
PROPERTY ACQUIRED BY DEED OR FORECLOSURE	
Balance January 1, 1980	
Transfers From Taxes or Liens	
Sale for Cash (1980)	
Cancelled, Abated or Adjusted (1980)	
Balance December 31, 1980	

CURRENT FINANCES DECEMBER 31, 1980	
ASSETS	
Cash Dec. 31, 1980	681,814.50
Taxes Receivable	82,539.58
Tax Title Liens	15,198.57
Foreclosed Property	
Emergencies & Other Deferred Charges	29,750.32
State and Federal Aid Receivable	3,443.35
Other Receivables	164,371.51
Total	977,117.83
LIABILITIES, RESERVES, AND SURPLUS	
Cash Liabilities	511,289.00
Reserves for Receivables	262,109.66
Surplus Dec. 31, 1980	203,719.17
Total	977,117.83

1207

Population 1970 14,410
Population 1980 13,396
S & P Rating A
Moody Rating A

General Tax Rate Per $100. 3.84
State Equalized Tax Rate 3.17

HIGHLAND PARK BOROUGH — MIDDLESEX CO.

Form of Government:
Borough Council
Number of Members on Governing Body 6

PER CAPITA.		PER CENT.	
Gross Debt	361.54	Gross Debt	2.41
Net Debt	92.05	Net Debt	.61
Debt Service	12.87	Tax Levy Collected	99.11
Total Tax Levy	549.18	Tax Levy Cancelled, Abated or Adjusted	
Municipal Expenditures	226.33		

EXPENDITURES	
GENERAL GOVERNMENT	
Governing Body & Public Boards	
Municipal Clerk	
Financial Administration	42,100.00
Assessment of Taxes	18,800.00
Collection of Taxes	22,100.00
Planning, Hausing & Development	7,755.00
Human Resources	28,702.00
Elections	10,000.00
General Administration (other)	280,205.00
JUDICIARY	
Municipal Courts	34,370.00
PUBLIC SAFETY	
Fire Protection	143,500.00
Police Protection	721,731.86
Civil Defense & Disaster Central	200.00
Environmental Inspection & Control	23,000.00
Other Public Safety	
PUBLIC WORKS	
Streets and Drainage	311,550.00
Sewers and Sewage Processing	
Garbage and Trash Dispasal	189,000.00
Public Buildings and Grounds	101,000.00
Other Public Works	40,000.00
HEALTH and WELFARE	
Health Services Except Environmental	33,955.00
Welfare-Public Assistance	10,400.00
Hospitals, Clinics, First Aid	
Animal, Insect, & Radent Control	5,500.06
Other Welfare Services	
RECREATION and CONSERVATION	
Beaches and Boardwalks	
Parks, Playgrounds, Shade Trees	51,895.00
Land Reclamation & Canservation	100.00
Other Recreatianal Services	3,000.00
EDUCATION (excluding schools)	
Libraries	108,200.00
Other Educatianal Services	10,100.00
STATUTORY EXPENDITURES	
Pensions & F. I. C. A.	249,142.29
Employee Fringe Benefits	95,000.00
Other Statutary Expenditures	4,000.00
CETA And Other Public Employment Programs	
MUNICIPAL FUNCTIONS TOTAL	2,545,306.21
CAPITAL IMPROVEMENTS *MEMO*	10,000.00
DEBT SERVICE	
Principal Payments	100,000.00
Interest Payments	72,377.97
DEFERRED CHARGES	95,487.00
SCHOOL, COUNTY, SPECIAL DISTRICT TAXES	5,903,038.15
RESERVE FOR UNCOLLECTED TAXES	218,716.66
EXPENDITURES TOTAL	8,934,925.99

REVENUES-REALIZED	
1980 Property Taxes Collected	7,288,737.64
1980 Payments in Lieu of Taxes	
Delinquent Tax & Lien Collections	108,392.97
Business Personalty Replacement Taxes	133,207.32
Taxes from Public Utilities	391,980.38
Other Miscellaneous Tax Revenues	
State Aid Revenues	206,034.72
Federal Aid Revenues	
State and Local Fiscal Assistance Act Utilized	77,312.27
Sale of Acquired Property	
Other Miscellaneous Revenues	403,728.65
Total	8,609,393.95
Prior Years Surplus Appropriated	382,000.00
REVENUES TOTAL	8,991,393.95
Reserve For Uncollected Taxes	218,716.66
CAPITAL OUTLAY TOTAL	427,111.53
Public Enterprises	12,103.68
Recreation—Culture	
Public Works	263,257.11
Buildings and Grounds	151,750.74
Library and Education	
Conservation	
All Other	

CAPITAL DEBT AUTHORIZED, DECEMBER 31, 1980

ISSUED AND UNISSUED	GROSS DEBT	NET DEBT
Schaal	2,964,000	
Self-liquidating	646,000	
Other	1,233,153	1,233,153
Total	4,843,153	1,233,153

ISSUED AND OUTSTANDING	
Schaal	2,964,000.00
Self-Liquidating	
Other	940,000.00
Total	3,904,000.00
EQUALIZED VALUATION BASIS FOR NET DEBT COMPUTATION	200,707,241

REAL PROPERTY VALUATIONS

Code	Class	# of Parcels	% VAL'N	ASSESSED VALUATION
1	Vacant Land	131	1.45	2,740,400.00
2	Residential	2599	68.00	128,936,800.00
3	Farm			
4a	Commercial	160	10.03	19,012,700.00
4b	Industrial	9	2.02	3,825,800.00
4c	Apartments	51	18.52	35,111,000.00
Total		2950		189,626,700.00

Land Area 1.80 Sq. Miles

Net Valuation Taxable-Municipal	191,364,900
Net Valuation Taxable-County	215,041,977
State Equalized Valuation	231,179,665
State Equalization Ratio	82.65

1980 PROPERTY TAX		
STATE EQUALIZED TAX RATE	2.00	
Local District Schaal Taxes		4,636,270.50
Regianal & Cansalidated School Tax		
Schaal Taxes in Municipal Budget		
Caunty Taxes	.55	1,266,767.65
Caunty Library Taxes		
Local Municipal Purpose Taxes	.62	1,441,062.32
Veteran & Seniar Citizen Taxes		74,570.00
Total Taxes for Rate Computation	3.17	7,418,670.47
Special District Taxes		
Bank Corp. Taxes		6,709.40
Added and Omitted Taxes		5,945.93
Total Taxes Levied ABSTRACT		7,356,755.80
Tatal Taxes Billed		7,354,358.09
1980 TAXES COLLECTED		7,288,737.64
1980 Taxes Cancelled, Abated ar Adjusted		
Transfer ta Tax Title Liens or Fareclosed		
Balance Outstanding Dec. 31, 1980		65,620.45
PRIOR YEARS TAXES OUTSTANDING		
Balance January 1, 1980		530,364.48
Collected in 1980		106,623.94
Cancelled, Abated or Adjusted 1980		
Transfers to Tax Title Liens or Fareclosed		
Balance December 31, 1980		423,740.54
TAX TITLE LIENS OUTSTANDING		
Balance January 1, 1980		17,258.15
Transfer From Taxes		
Redeemed in 1980		1,769.03
Cancelled, Abated ar Adjusted (1980)		
Transfers ta Fareclosed Praperty		
Balance December 31, 1980		15,489.12
PROPERTY ACQUIRED BY DEED OR FORECLOSURE		
Balance January 1, 1980		34,356.20
Transfers Fram Taxes or Liens		
Sale far Cash (1980)		
Cancelled, Abated ar Adjusted (1980)		
Balance December 31, 1980		34,356.20

CURRENT FINANCES DECEMBER 31, 1980	
ASSETS	
Cash Dec. 31, 1980	806,350.68
Taxes Receivable	489,360.99
Tax Title Liens	15,489.12
Fareclosed Property	34,356.20
Emergencies & Other Deferred Charges	63,582.29
State and Federal Aid Receivable	1,148.78
Other Receivables	28,313.86
Total	1,438,601.92
LIABILITIES, RESERVES, AND SURPLUS	
Cash Liabilities	254,962.65
Reserves far Receivables	567,520.17
Surplus Dec. 31, 1980	616,119.10
Total	1,438,601.92

1980-3000

1317

Population 1970 3,925
Population 1980 5,187
S & P Rating
Moody Rating

General Tax Rate Per $100. 4.26
State Equalized Tax Rate 3.06

HIGHLANDS BOROUGH — MONMOUTH COUNTY

Form of Government:
Small Municipality Plan C (OMCL50)
Number of Members on Governing Body 5

PER CAPITA:		PER CENT:	
Gross Debt	298.25	Gross Debt	2.22
Net Debt	254.58	Net Debt	1.89
Debt Service	17.78	Tax Levy Collected	93.41
Total Tax Levy	474.22	Tax Levy Cancelled, Abated or Adjusted	.09
Municipal Expenditures	287.01		

EXPENDITURES		REVENUES REALIZED		1980 PROPERTY TAX	
GENERAL GOVERNMENT				STATE EQUALIZED TAX RATE →	
Governing Body & Public Boards				Local District School Taxes .67	533,578.04
Municipal Clerk	15,859.69	1980 Property Taxes Collected	2,295,656.62	Regional & Consolidated School Tax 1.08	860,655.69
Financial Administration	35,939.66	1980 Payments in Lieu of Taxes	4,635.63	School Taxes in Municipal Budget	
Assessment of Taxes	14,777.00	Delinquent Tax & Lien Collections	173,645.72	County Taxes .48	381,698.56
Collection of Taxes	34,141.00	Business Personalty Replacement Taxes	27,388.64	County Library Taxes .02	14,457.69
Planning, Housing & Development	15,700.00	Taxes from Public Utilities	118,342.00	Local Municipal Purpose Taxes .82	653,020.87
Human Resources	2,925.00	Other Miscellaneous Tax Revenues		Veteran & Senior Citizen Taxes	46,740.00
Elections	1,500.00	State Aid Revenues	58,834.73	Total Taxes for Rate Computation 3.07	2,490,150.85
General Administration (other)	111,835.00	Federal Aid Revenues	58,826.29	Special District Taxes	
JUDICIARY		State and Local Fiscal Assistance Act Utilized	115,948.66	Bank Corp. Taxes	2,257.89
Municipal Courts	20,935.00	Sale of Acquired Property		Added and Omitted Taxes	14,084.75
PUBLIC SAFETY		Other Miscellaneous Revenues	116,402.61	Total Taxes Levied - ABSTRACT	2,459,753.49
Fire Protection	19,750.00	Total	2,969,680.90	Total Taxes Billed	2,457,495.60
Police Protection	315,135.22	Prior Years Surplus Appropriated	250,000.00	1980 TAXES COLLECTED	2,295,656.62
Civil Defense & Disaster Control	1,000.00	REVENUES TOTAL	3,219,680.90	1980 Taxes Cancelled, Abated or Adjusted	1,948.09
Environmental Inspection & Control	36,719.00	Reserve For Uncollected Taxes	315,595.35	Transfer to Tax Title Liens or Foreclosed	26,231.40
Other Public Safety		CAPITAL OUTLAY TOTAL	424,155.26	Balance Outstanding Dec. 31, 1980	133,659.49
PUBLIC WORKS				PRIOR YEARS TAXES OUTSTANDING	
Streets and Drainage	133,018.52	Public Enterprises	45,793.81	Balance January 1, 1980	226,605.34
Sewers and Sewage Processing		Recreation—Culture	28,790.36	Collected in 1980	169,515.50
Garbage and Trash Disposal	86,612.46	Public Works	168,955.65	Cancelled, Abated or Adjusted 1980	
Public Buildings and Grounds	21,500.00	Buildings and Grounds	180,615.44	Transfers to Tax Title Liens or Foreclosed	4,364.82
Other Public Works		Library and Education		Balance December 31, 1980	52,725.02
HEALTH and WELFARE		Conservation		TAX TITLE LIENS OUTSTANDING	
Health Services Except Environmental	14,857.00	All Other		Balance January 1, 1980	110,891.91
Welfare-Public Assistance	5,292.00	CAPITAL DEBT AUTHORIZED, DECEMBER 31, 1980		Transfer From Taxes	31,027.57
Hospitals, Clinics, First Aid		ISSUED AND UNISSUED — GROSS DEBT / NET DEBT		Redeemed in 1980	4,130.22
Animal, Insect, & Rodent Control		School 210,843		Cancelled, Abated or Adjusted (1980)	
Other Welfare Services		Self-liquidating 471,000	455,322	Transfers to Foreclosed Property	
RECREATION and CONSERVATION		Other 865,200	865,200	Balance December 31, 1980	137,789.26
Beaches and Boardwalks	3,600.00	Total 1,547,043	1,320,522	PROPERTY ACQUIRED BY DEED OR FORECLOSURE	
Parks, Playgrounds, Shade Trees	14,977.00			Balance January 1, 1980	9,905.00
Land Reclamation & Conservation		ISSUED AND OUTSTANDING		Transfers From Taxes or Liens	
Other Recreational Services	3,966.72	School	210,843.34	Sale for Cash (1980)	
EDUCATION (excluding schools)		Self-Liquidating	106,000.00	Cancelled, Abated or Adjusted (1980)	
Libraries	1,700.00	Other	819,000.00	Balance December 31, 1980	9,905.00
Other Educational Services	1,500.00	Total	1,135,843.34	CURRENT FINANCES DECEMBER 31, 1980	
STATUTORY EXPENDITURES		EQUALIZED VALUATION BASIS		ASSETS	
Pensions & F. I. C. A.	66,308.11	FOR NET DEBT COMPUTATION	69,790,836	Cash Dec. 31, 1980	695,965.83
Employee Fringe Benefits	22,000.00	REAL PROPERTY VALUATIONS		Taxes Receivable	186,384.51
Other Statutory Expenditures	7,500.00	Code Class # of Parcels % VAL'N ASSESSED VALUATION		Tax Title Liens	137,789.26
CETA And Other Public Employment Programs	53,137.32	1 Vacant Land 173 1.87	1,065,890.00	Foreclosed Property	9,905.00
MUNICIPAL FUNCTIONS TOTAL	1,062,185.70	2 Residential 1536 71.60	40,814,850.00	Emergencies & Other Deferred Charges	26,105.76
CAPITAL IMPROVEMENTS *MEMO*	5,000.00	3 Farm		State and Federal Aid Receivable	480.00
DEBT SERVICE		4a Commercial 136 13.40	7,639,450.00	Other Receivables	30,660.01
Principal Payments	30,800.00	4b Industrial 1 .13	75,800.00	Total	1,087,290.37
Interest Payments	61,414.61	4c Apartments 23 12.99	7,405,416.00	LIABILITIES, RESERVES, AND SURPLUS	
		Total 1869	57,001,406.00	Cash Liabilities	145,165.16
DEFERRED CHARGES	18,717.98	Land Area .64 Sq. Miles		Reserves for Receivables	364,738.78
SCHOOL, COUNTY, SPECIAL DISTRICT TAXES	1,790,389.98	Net Valuation Taxable-Municipal	57,321,043	Surplus Dec. 31, 1980	577,386.43
RESERVE FOR UNCOLLECTED TAXES	315,595.35	Net Valuation Taxable-County	70,849,116	Total	1,087,290.37
EXPENDITURES TOTAL	3,279,103.62	State Equalized Valuation	79,521,257		
		State Equalization Ratio	71.97		

1104

Population 1970 5,445
Population 1980 4,581
S & P Rating
Moody Rating A

General Tax Rate Per $100. 5.32
State Equalized Tax Rate 3.07

HIGHTSTOWN BOROUGH — MERCER COUNTY

Form of Government:
Borough Council
Number of Members on Governing Body 6

PER CAPITA:

Gross Debt	895.45
Net Debt	210.65
Debt Service	22.51
Total Tax Levy	525.73
Municipal Expenditures	251.64

PER CENT:

Gross Debt	6.35
Net Debt	1.49
Tax Levy Collected	95.63
Tax Levy Cancelled, Abated or Adjusted	.22

EXPENDITURES	
GENERAL GOVERNMENT	
Governing Body & Public Boards	
Municipal Clerk	
Financial Administration	13,268.00
Assessment of Taxes	8,588.00
Collection of Taxes	6,100.00
Planning, Housing & Development	7,400.00
Human Resources	6,000.00
Elections	1,100.00
General Administration (other)	109,754.00
JUDICIARY	
Municipal Courts	16,501.80
PUBLIC SAFETY	
Fire Protection	17,115.00
Police Protection	283,808.00
Civil Defense & Disaster Control	400.00
Environmental Inspection & Control	3,000.00
Other Public Safety	74,196.00
PUBLIC WORKS	
Streets and Drainage	108,020.00
Sewers and Sewage Processing	
Garbage and Trash Disposal	101,700.00
Public Buildings and Grounds	35,390.00
Other Public Works	2,500.00
HEALTH and WELFARE	
Health Services Except Environmental	21,475.00
Welfare-Public Assistance	7,850.00
Hospitals, Clinics, First Aid	
Animal, Insect, & Rodent Control	50.00
Other Welfare Services	600.00
RECREATION and CONSERVATION	
Beaches and Boardwalks	
Parks, Playgrounds, Shade Trees	7,600.00
Land Reclamation & Conservation	
Other Recreational Services	12,000.00
EDUCATION (excluding schools)	
Libraries	
Other Educational Services	
STATUTORY EXPENDITURES	
Pensions & F. I. C. A.	61,046.54
Employee Fringe Benefits	21,000.00
Other Statutory Expenditures	2,900.00
CETA And Other Public Employment Programs	
MUNICIPAL FUNCTIONS TOTAL	929,362.34
CAPITAL IMPROVEMENTS *MEMO*	25,010.00
DEBT SERVICE	
Principal Payments	52,500.00
Interest Payments	50,603.16
DEFERRED CHARGES	3,800.00
SCHOOL, COUNTY, SPECIAL DISTRICT TAXES	1,855,492.90
RESERVE FOR UNCOLLECTED TAXES	116,500.00
EXPENDITURES TOTAL	3,008,258.40

REVENUES-REALIZED	
1980 Property Taxes Collected	2,288,186.75
1980 Payments in Lieu of Taxes	4,551.26
Delinquent Tax & Lien Collections	82,410.64
Business Personalty Replacement Taxes	86,806.48
Taxes from Public Utilities	179,166.00
Other Miscellaneous Tax Revenues	867.93
State Aid Revenues	78,126.41
Federal Aid Revenues	
State and Local Fiscal Assistance Act Utilized	31,404.00
Sale of Acquired Property	
Other Miscellaneous Revenues	98,839.44
Total	2,850,358.91
Prior Years Surplus Appropriated	109,000.00
REVENUES TOTAL	2,959,358.91
Reserve For Uncollected Taxes	116,500.00
CAPITAL OUTLAY TOTAL	479,934.36
Public Enterprises	402,327.60
Recreation—Culture	
Public Works	66,619.03
Buildings and Grounds	10,987.73
Library and Education	
Conservation	
All Other	

CAPITAL DEBT AUTHORIZED, DECEMBER 31, 1980

ISSUED AND UNISSUED	GROSS DEBT	NET DEBT
School	2,422,045	
Self-liquidating	715,000	
Other	965,000	965,000
Total	4,102,045	965,000

ISSUED AND OUTSTANDING	
School	2,422,045.51
Self-Liquidating	715,000.00
Other	898,500.00
Total	4,035,545.51
EQUALIZED VALUATION BASIS FOR NET DEBT COMPUTATION	64,621,974

REAL PROPERTY VALUATIONS

Code	Class	# of Parcels	% VAL'N	ASSESSED VALUATION
1	Vacant Land	92	1.01	429,300.00
2	Residential	1088	66.44	28,317,700.00
3	Farm	10	.64	274,300.00
4a	Commercial	98	17.70	7,542,800.00
4b	Industrial	11	5.84	2,487,700.00
4c	Apartments	7	8.38	3,570,100.00
Total		1306		42,621,900.00

Land Area 1.23 Sq. Miles

Net Valuation Taxable-Municipal	44,865,928
Net Valuation Taxable-County	69,279,765
State Equalized Valuation	75,949,888
State Equalization Ratio	57.84

1980 PROPERTY TAX		
STATE EQUALIZED TAX RATE ↓		
Local District School Taxes		
Regional & Consolidated School Tax	1.53	1,187,866.12
School Taxes in Municipal Budget		
County Taxes	.82	638,322.50
County Library Taxes	.04	29,304.28
Local Municipal Purpose Taxes	.69	536,894.00
Veteran & Senior Citizen Taxes		27,690.00
Total Taxes for Rate Computation	3.08	2,420,076.90
Special District Taxes		
Bank Corp. Taxes		10,216.97
Added and Omitted Taxes		5,782.84
Total Taxes Levied - ABSTRACT		2,408,386.71
Total Taxes Billed		2,392,650.21
1980 TAXES COLLECTED		2,288,186.75
1980 Taxes Cancelled, Abated or Adjusted		5,266.80
Transfer to Tax Title Liens or Foreclosed		4,713.52
Balance Outstanding Dec. 31, 1980		94,483.14
PRIOR YEARS TAXES OUTSTANDING		
Balance January 1, 1980		88,840.20
Collected in 1980		69,295.46
Cancelled, Abated or Adjusted 1980		
Transfers to Tax Title Liens or Foreclosed		
Balance December 31, 1980		19,544.74
TAX TITLE LIENS OUTSTANDING		
Balance January 1, 1980		35,630.96
Transfer From Taxes		4,713.52
Redeemed in 1980		13,115.18
Cancelled, Abated or Adjusted (1980)		
Transfers to Foreclosed Property		
Balance December 31, 1980		27,229.30
PROPERTY ACQUIRED BY DEED OR FORECLOSURE		
Balance January 1, 1980		
Transfers From Taxes or Liens		
Sale for Cash (1980)		
Cancelled, Abated or Adjusted (1980)		
Balance December 31, 1980		

CURRENT FINANCES DECEMBER 31, 1980	
ASSETS	
Cash Dec. 31, 1980	339,377.40
Taxes Receivable	114,027.88
Tax Title Liens	27,229.30
Foreclosed Property	
Emergencies & Other Deferred Charges	
State and Federal Aid Receivable	
Other Receivables	
Total	480,634.58
LIABILITIES, RESERVES, AND SURPLUS	
Cash Liabilities	131,960.97
Reserves for Receivables	141,257.18
Surplus Dec. 31, 1980	207,416.43
Total	480,634.58

1980 3000

1810

Population 1970 11,085
Population 1980 19,061
S & P Rating
Moody Rating A

General Tax Rate Per $100. 4.75
State Equalized Tax Rate 2.06

HILLSBOROUGH TOWNSHIP — SOMERSET CO.

Form of Government:
Township Council
Number of Members on Governing Body 5

PER CAPITA:		PER CENT:	
Gross Debt	619.59	Gross Debt	2.86
Net Debt	332.62	Net Debt	1.54
Debt Service	45.46	Tax Levy Collected	94.24
Total Tax Levy	569.81	Tax Levy Cancelled, Abated or Adjusted	.64
Municipal Expenditures	235.86		

EXPENDITURES

GENERAL GOVERNMENT	
Governing Body & Public Boards	
Municipal Clerk	
Financial Administration	37,922.00
Assessment of Taxes	32,001.24
Collection of Taxes	60,477.79
Planning, Housing & Development	68,395.93
Human Resources	
Elections	2,740.76
General Administration (other)	489,887.04
JUDICIARY	
Municipal Courts	28,950.95
PUBLIC SAFETY	
Fire Protection	105,408.00
Police Protection	767,590.06
Civil Defense & Disaster Control	
Environmental Inspection & Control	97,101.22
Other Public Safety	
PUBLIC WORKS	
Streets and Drainage	607,076.07
Sewers and Sewage Processing	
Garbage and Trash Disposal	6,800.00
Public Buildings and Grounds	62,000.00
Other Public Works	69,057.77
HEALTH and WELFARE	
Health Services Except Environmental	79,816.19
Welfare-Public Assistance	16,546.81
Hospitals, Clinics, First Aid	1,000.00
Animal, Insect, & Rodent Control	1,602.00
Other Welfare Services	
RECREATION and CONSERVATION	
Beaches and Boardwalks	
Parks, Playgrounds, Shade Trees	
Land Reclamation & Conservation	5,000.00
Other Recreational Services	37,620.00
EDUCATION (excluding schools)	
Libraries	24,600.00
Other Educational Services	2,700.00
STATUTORY EXPENDITURES	
Pensions & F. I. C. A.	212,453.00
Employee Fringe Benefits	64,000.00
Other Statutory Expenditures	6,400.00
CETA And Other Public Employment Programs	25,593.00
MUNICIPAL FUNCTIONS TOTAL	2,912,739.83
CAPITAL IMPROVEMENTS *MEMO*	62,860.00
DEBT SERVICE	
Principal Payments	495,000.00
Interest Payments	371,487.50
DEFERRED CHARGES	35,000.00
SCHOOL, COUNTY, SPECIAL DISTRICT TAXES	9,651,468.49
RESERVE FOR UNCOLLECTED TAXES	681,543.43
EXPENDITURES TOTAL	14,147,239.25

REVENUES-REALIZED

1980 Property Taxes Collected		10,230,410.92
1980 Payments in Lieu of Taxes		
Delinquent Tax & Lien Collections		562,566.45
Business Personalty Replacement Taxes		202,535.80
Taxes from Public Utilities		1,255,002.00
Other Miscellaneous Tax Revenues		
State Aid Revenues		144,871.97
Federal Aid Revenues		17,665.85
State and Local Fiscal Assistance Act Utilized		195,928.06
Sale of Acquired Property		
Other Miscellaneous Revenues		825,051.21
	Total	13,438,032.26
Prior Years Surplus Appropriated		1,300,000.00
REVENUES	TOTAL	14,738,032.26
Reserve For Uncollected Taxes		681,543.43
CAPITAL OUTLAY	TOTAL	1,275,685.02
Public Enterprises		
Recreation—Culture		
Public Works		688,170.10
Buildings and Grounds		587,338.71
Library and Education		176.21
Conservation		
All Other		

CAPITAL DEBT AUTHORIZED, DECEMBER 31, 1980

ISSUED AND UNISSUED	GROSS DEBT	NET DEBT
School	5,470,000	
Self-liquidating		
Other	6,340,072	6,340,072
Total	11,810,072	6,340,072

ISSUED AND OUTSTANDING	
School	5,470,000.00
Self-Liquidating	
Other	6,338,800.00
Total	11,808,800.00
EQUALIZED VALUATION BASIS FOR NET DEBT COMPUTATION	412,715,102

REAL PROPERTY VALUATIONS

Code	Class	# of Parcels	% VAL'N	ASSESSED VALUATION
1	Vacant Land	1915	4.44	9,397,850.00
2	Residential	5049	70.61	149,299,450.00
3	Farm	515	5.71	12,073,600.00
4a	Commercial	181	8.00	16,920,438.00
4b	Industrial	33	5.99	12,663,850.00
4c	Apartments	10	5.24	11,085,450.00
Total		7703		211,440,638.00

Land Area 54.80 Sq. Miles

Net Valuation Taxable-Municipal	216,330,215
Net Valuation Taxable-County	460,246,392
State Equalized Valuation	492,309,134
State Equalization Ratio	43.38

1980 PROPERTY TAX

STATE EQUALIZED TAX RATE → 1.42	
Local District School Taxes	7,077,840.21
Regional & Consolidated School Tax	
School Taxes in Municipal Budget	
County Taxes .45	2,243,087.27
County Library Taxes .03	135,836.56
Local Municipal Purpose Taxes .16	815,359.00
Veteran & Senior Citizen Taxes	80,610.00
Total Taxes for Rate Computation 2.06	10,352,733.04
Special District Taxes	194,704.45
Bank Corp. Taxes	13,975.65
Added and Omitted Taxes	380,397.64
Total Taxes Levied - ABSTRACT	10,861,200.78
Total Taxes Billed	10,855,404.58
1980 TAXES COLLECTED	10,230,410.92
1980 Taxes Cancelled, Abated or Adjusted	69,973.09
Transfer to Tax Title Liens or Foreclosed	46,152.66
Balance Outstanding Dec. 31, 1980	508,867.91

PRIOR YEARS TAXES OUTSTANDING	
Balance January 1, 1980	493,759.49
Collected in 1980	452,100.75
Cancelled, Abated or Adjusted 1980	
Transfers to Tax Title Liens or Foreclosed	4,052.89
Balance December 31, 1980	37,605.85
TAX TITLE LIENS OUTSTANDING	
Balance January 1, 1980	137,687.25
Transfer From Taxes	50,909.77
Redeemed in 1980	110,465.70
Cancelled, Abated or Adjusted (1980)	
Transfers to Foreclosed Property	
Balance December 31, 1980	78,131.32
PROPERTY ACQUIRED BY DEED OR FORECLOSURE	
Balance January 1, 1980	725.00
Transfers From Taxes or Liens	
Sale for Cash (1980)	
Cancelled, Abated or Adjusted (1980)	
Balance December 31, 1980	725.00

CURRENT FINANCES DECEMBER 31, 1980 ASSETS	
Cash Dec. 31, 1980	1,787,572.62
Taxes Receivable	546,473.76
Tax Title Liens	78,131.32
Foreclosed Property	725.00
Emergencies & Other Deferred Charges	6,000.00
State and Federal Aid Receivable	11,759.80
Other Receivables	91,057.80
Total	2,521,720.30
LIABILITIES, RESERVES, AND SURPLUS	
Cash Liabilities	482,202.55
Reserves for Receivables	705,331.76
Surplus Dec. 31, 1980	1,334,185.99
Total	2,521,720.30

80/3000

0227

Papulation 1970 11,785
Papulation 1980 10,495
S & P Rating A+
Maady Rating A

General Tax Rate Per $100. 3.87
State Equalized Tax Rate 2.64

HILLSDALE BOROUGH — BERGEN COUNTY

Form of Government:
Borough Council
Number of Members on Governing Body 6

PER CAPITA:		PER CENT:	
Grass Debt	613.01	Grass Debt	2.54
Net Debt	322.93	Net Debt	1.34
Debt Service	35.99	Tax Levy Collected	98.32
Total Tax Levy	744.36	Tax Levy Cancelled, Abated or Adjusted	.05
Municipal Expenditures	323.67		

EXPENDITURES		REVENUES-REALIZED	
GENERAL GOVERNMENT			
Governing Body & Public Boards			
Municipal Clerk		1980 Property Taxes Collected	7,676,627.88
Financial Administration	30,368.00	1980 Payments in Lieu of Taxes	
Assessment of Taxes	25,470.00	Delinquent Tax & Lien Collections	122,690.31
Collection of Taxes	21,325.00	Business Personalty Replacement Taxes	83,860.52
Planning, Housing & Development	27,145.00	Taxes from Public Utilities	713,517.00
Human Resources	1,500.00	Other Miscellaneous Tax Revenues	
Elections	5,000.00	State Aid Revenues	102,786.45
General Administration (other)	275,746.00	Federal Aid Revenues	21,051.00
JUDICIARY		State and Local Fiscal Assistance Act Utilized	106,608.61
Municipal Courts	18,400.00	Sale of Acquired Property	
PUBLIC SAFETY		Other Miscellaneous Revenues	244,500.45
Fire Protection	144,605.00	Total	9,071,642.22
Police Protection	690,328.00	Prior Years Surplus Appropriated	275,000.00
Civil Defense & Disaster Control	4,997.00	REVENUES TOTAL	9,346,642.22
Environmental Inspection & Control	20,558.00	Reserve For Uncollected Taxes	163,360.39
Other Public Safety		CAPITAL OUTLAY TOTAL	233,611.15
PUBLIC WORKS			
Streets and Drainage	366,524.00	Public Enterprises	91,187.35
Sewers and Sewage Processing	175,670.00	Recreation—Culture	
Garbage and Trash Disposal	295,318.00	Public Works	16,327.00
Public Buildings and Grounds	70,280.00	Buildings and Grounds	126,096.80
Other Public Works		Library and Education	
HEALTH and WELFARE		Conservation	
Health Services Except Environmental	56,833.00	All Other	
Welfare-Public Assistance	4,525.00		
Hospitals, Clinics, First Aid	1,500.00		
Animal, Insect, & Rodent Control			
Other Welfare Services			
RECREATION and CONSERVATION			
Beaches and Boardwalks			
Parks, Playgrounds, Shade Trees	95,257.00		
Land Reclamation & Conservation	2,430.00		
Other Recreational Services	56,763.00		
EDUCATION (excluding schools)			
Libraries	108,050.00		
Other Educational Services	725.00		
STATUTORY EXPENDITURES			
Pensions & F. I. C. A.	188,136.00		
Employee Fringe Benefits	58,955.00		
Other Statutory Expenditures	4,000.00		
CETA And Other Public Employment Programs	19,170.23		
MUNICIPAL FUNCTIONS TOTAL	2,769,578.23		
CAPITAL IMPROVEMENTS *MEMO*			
DEBT SERVICE			
Principal Payments	225,000.00		
Interest Payments	152,686.25		
DEFERRED CHARGES	86,277.36		
SCHOOL, COUNTY, SPECIAL DISTRICT TAXES	5,915,489.44		
RESERVE FOR UNCOLLECTED TAXES	163,360.39		
EXPENDITURES TOTAL	9,312,391.67		

CAPITAL DEBT AUTHORIZED, DECEMBER 31, 1980

ISSUED AND UNISSUED	GROSS DEBT	NET DEBT
Schaal	2,030,000	
Self-liquidating	1,026,500	12,113
Other	3,377,020	3,377,020
Total	6,433,521	3,389,133

ISSUED AND OUTSTANDING	
Schaal	2,030,000.33
Self-Liquidating	1,026,500.00
Other	3,315,500.00
Total	6,372,000.33
EQUALIZED VALUATION BASIS FOR NET DEBT COMPUTATION	253,303,680

REAL PROPERTY VALUATIONS

Code	Class	# of Parcels	% VAL'N	ASSESSED VALUATION
1	Vacant Land	126	1.03	2,023,200.00
2	Residential	3061	90.45	177,739,820.00
3	Farm	5	.07	141,500.00
4a	Commercial	96	7.92	15,557,500.00
4b	Industrial	6	.46	896,400.00
4c	Apartments	1	.07	143,000.00
Total		3295		196,501,420.00

Land Area 2.90 Sq. Miles

Net Valuation Taxable-Municipal	200,747,397
Net Valuation Taxable-County	259,690,148
State Equalized Valuation	291,529,765
State Equalization Ratio	68.40

1980 PROPERTY TAX		
STATE EQUALIZED TAX RATE →		
Local District School Taxes	.97	2,834,106.75
Regional & Consolidated School Tax	.73	2,136,888.31
School Taxes in Municipal Budget		
County Taxes	.32	944,494.38
County Library Taxes		
Local Municipal Purpose Taxes	.63	1,840,827.37
Veteran & Senior Citizen Taxes		81,310.00
Total Taxes for Rate Computation	2.65	7,837,626.81
Special District Taxes		
Bank Corp. Taxes		18,073.82
Added and Omitted Taxes		37,633.62
Total Taxes Levied - ABSTRACT		7,812,024.25
Total Taxes Billed		7,807,871.07
1980 TAXES COLLECTED		7,676,627.88
1980 Taxes Cancelled, Abated or Adjusted		4,077.51
Transfer to Tax Title Liens or Foreclosed		13,634.01
Balance Outstanding Dec. 31, 1980		113,531.67
PRIOR YEARS TAXES OUTSTANDING		
Balance January 1, 1980		107,635.85
Collected in 1980		104,388.26
Cancelled, Abated or Adjusted 1980		
Transfers to Tax Title Liens or Foreclosed		1,371.00
Balance December 31, 1980		1,876.59
TAX TITLE LIENS OUTSTANDING		
Balance January 1, 1980		40,659.25
Transfer From Taxes		15,165.37
Redeemed in 1980		18,302.05
Cancelled, Abated or Adjusted (1980)		
Transfers to Foreclosed Property		
Balance December 31, 1980		37,522.57
PROPERTY ACQUIRED BY DEED OR FORECLOSURE		
Balance January 1, 1980		20,505.00
Transfers From Taxes or Liens		
Sale for Cash (1980)		
Cancelled, Abated or Adjusted (1980)		
Balance December 31, 1980		20,505.00
CURRENT FINANCES DECEMBER 31, 1980		
ASSETS		
Cash Dec. 31, 1980		1,636,201.70
Taxes Receivable		115,408.26
Tax Title Liens		37,522.57
Foreclosed Property		20,505.00
Emergencies & Other Deferred Charges		
State and Federal Aid Receivable		
Other Receivables		11,428.70
Total		1,821,066.23
LIABILITIES, RESERVES, AND SURPLUS		
Cash Liabilities		1,305,863.48
Reserves for Receivables		183,745.49
Surplus Dec. 31, 1980		331,457.26
Total		1,821,066.23

1980/3000

2007

Population 1970	21,640		
Population 1980	21,440	General Tax Rate Per $100.	3.72
S & P Rating		State Equalized Tax Rate	3.31
Moody Rating	A		

HILLSIDE TOWNSHIP – UNION COUNTY

Form of Government:
Township Committee
Number of Members on Governing Body 5

PER CAPITA:		PER CENT:	
Gross Debt	263.86	Gross Debt	1.69
Net Debt	224.72	Net Debt	1.44
Debt Service	9.28	Tax Levy Collected	95.86
Total Tax Levy	557.74	Tax Levy Cancelled, Abated or Adjusted	1.73
Municipal Expenditures	382.82		

EXPENDITURES	
GENERAL GOVERNMENT	
Governing Body & Public Boards	500.00
Municipal Clerk	
Financial Administration	62,500.00
Assessment of Taxes	87,600.00
Collection of Taxes	36,400.00
Planning, Housing & Development	2,000.00
Human Resources	37,582.00
Elections	4,100.00
General Administration (other)	616,536.97
JUDICIARY	
Municipal Courts	50,800.00
PUBLIC SAFETY	
Fire Protection	1,461,076.00
Police Protection	1,710,360.19
Civil Defense & Disaster Control	10,700.00
Environmental Inspection & Control	82,100.00
Other Public Safety	400.00
PUBLIC WORKS	
Streets and Drainage	586,600.00
Sewers and Sewage Processing	285,272.55
Garbage and Trash Disposal	324,200.00
Public Buildings and Grounds	337,224.00
Other Public Works	
HEALTH and WELFARE	
Health Services Except Environmental	55,344.00
Welfare-Public Assistance	38,510.00
Hospitals, Clinics, First Aid	
Animal, Insect, & Rodent Control	2,100.00
Other Welfare Services	32,105.00
RECREATION and CONSERVATION	
Beaches and Boardwalks	
Parks, Playgrounds, Shade Trees	
Land Reclamation & Conservation	
Other Recreational Services	71,744.00
EDUCATION (excluding schools)	
Libraries	176,000.00
Other Educational Services	
STATUTORY EXPENDITURES	
Pensions & F. I. C. A.	713,502.12
Employee Fringe Benefits	240,921.00
Other Statutory Expenditures	20,000.00
CETA And Other Public Employment Programs	77,390.00
MUNICIPAL FUNCTIONS TOTAL	7,123,967.83
CAPITAL IMPROVEMENTS *MEMO*	25,000.00
DEBT SERVICE	
Principal Payments	85,000.00
Interest Payments	113,884.00
DEFERRED CHARGES	398,991.87
SCHOOL, COUNTY, SPECIAL DISTRICT TAXES	7,294,671.64
RESERVE FOR UNCOLLECTED TAXES	485,772.63
EXPENDITURES TOTAL	15,502,287.97

REVENUES-REALIZED	
1980 Property Taxes Collected	11,483,416.93
1980 Payments in Lieu of Taxes	
Delinquent Tax & Lien Collections	243,463.55
Business Personalty Replacement Taxes	974,390.28
Taxes from Public Utilities	1,123,071.00
Other Miscellaneous Tax Revenues	
State Aid Revenues	183,511.27
Federal Aid Revenues	75,457.94
State and Local Fiscal Assistance Act Utilized	379,823.19
Sale of Acquired Property	
Other Miscellaneous Revenues	734,850.50
Total	15,197,984.66
Prior Years Surplus Appropriated	
REVENUES TOTAL	15,197,984.66
Reserve For Uncollected Taxes	485,772.63
CAPITAL OUTLAY TOTAL	756,036.61
Public Enterprises	
Recreation—Culture	403,501.26
Public Works	351,585.35
Buildings and Grounds	950.00
Library and Education	
Conservation	
All Other	

CAPITAL DEBT AUTHORIZED, DECEMBER 31, 1980

ISSUED AND UNISSUED	GROSS DEBT	NET DEBT
School	771,000	
Self-liquidating	68,000	
Other	4,818,091	4,818,091
Total	5,657,091	4,818,091

ISSUED AND OUTSTANDING	
School	771,000.00
Self-Liquidating	68,000.00
Other	2,138,250.00
Total	2,977,250.00
EQUALIZED VALUATION BASIS FOR NET DEBT COMPUTATION	335,254,340

REAL PROPERTY VALUATIONS

Code	Class	# of Parcels	% VAL'N	ASSESSED VALUATION
1	Vacant Land	190	1.11	3,534,200.00
2	Residential	5490	63.34	202,417,400.00
3	Farm			
4a	Commercial	276	8.04	25,683,400.00
4b	Industrial	175	26.34	84,160,000.00
4c	Apartments	15	1.18	3,757,400.00
Total		6146		319,552,400.00

Land Area 2.70 Sq. Miles

Net Valuation Taxable-Municipal	321,722,185
Net Valuation Taxable-County	354,778,372
State Equalized Valuation	360,331,408
State Equalization Ratio	89.24

1980 PROPERTY TAX		
STATE EQUALIZED TAX RATE		
Local District School Taxes	1.54	5,565,503.00
Regional & Consolidated School Tax		
School Taxes in Municipal Budget		
County Taxes	.48	1,729,168.64
County Library Taxes		
Local Municipal Purpose Taxes	1.29	4,644,315.75
Veteran & Senior Citizen Taxes		175,780.00
Total Taxes for Rate Computation	3.31	12,114,767.39
Special District Taxes		
Bank Corp. Taxes		18,953.56
Added and Omitted Taxes		
Total Taxes Levied - ABSTRACT		11,957,940.95
Total Taxes Billed		11,978,792.81
1980 TAXES COLLECTED		11,483,416.93
1980 Taxes Cancelled, Abated or Adjusted		207,149.43
Transfer to Tax Title Liens or Foreclosed		18,713.68
Balance Outstanding Dec. 31, 1980		269,512.77
PRIOR YEARS TAXES OUTSTANDING		
Balance January 1, 1980		246,713.43
Collected in 1980		242,749.34
Cancelled, Abated or Adjusted 1980		2,832.28
Transfers to Tax Title Liens or Foreclosed		1,131.81
Balance December 31, 1980		
TAX TITLE LIENS OUTSTANDING		
Balance January 1, 1980		100,390.37
Transfer From Taxes		23,582.59
Redeemed in 1980		7,706.39
Cancelled, Abated or Adjusted (1980)		
Transfers to Foreclosed Property		4,406.28
Balance December 31, 1980		111,860.29
PROPERTY ACQUIRED BY DEED OR FORECLOSURE		
Balance January 1, 1980		111,293.72
Transfers From Taxes or Liens		4,406.28
Sale for Cash (1980)		
Cancelled, Abated or Adjusted (1980)		
Balance December 31, 1980		115,700.00

CURRENT FINANCES DECEMBER 31, 1980	
ASSETS	
Cash Dec. 31, 1980	687,859.55
Taxes Receivable	269,512.77
Tax Title Liens	111,860.29
Foreclosed Property	115,700.00
Emergencies & Other Deferred Charges	438,936.00
State and Federal Aid Receivable	113,817.03
Other Receivables	30,709.40
Total	1,768,395.04
LIABILITIES, RESERVES, AND SURPLUS	
Cash Liabilities	1,000,016.61
Reserves for Receivables	527,782.46
Surplus Dec. 31, 1980	240,595.97
Total	1,768,395.04

0905

Population 1970 45,470
Population 1980 42,460
S & P Rating
Moody Rating BAA

General Tax Rate Per $100. 11.19
State Equalized Tax Rate 5.22

HOBOKEN CITY — HUDSON COUNTY

Form of Government:
Mayor-Council Plan D (OMCL50)
Number of Members on Governing Body 9

PER CAPITA:		PER CENT:	
Gross Debt	435.60	Gross Debt	8.25
Net Debt	45.71	Net Debt	.87
Debt Service	10.97	Tax Levy Collected	86.92
Total Tax Levy	285.29	Tax Levy Cancelled, Abated or Adjusted	
Municipal Expenditures	422.34		

EXPENDITURES	
GENERAL GOVERNMENT	
Governing Body & Public Boards	203,654.84
Municipal Clerk	81,550.00
Financial Administration	131,568.00
Assessment of Taxes	77,230.00
Collection of Taxes	114,030.39
Planning, Housing & Development	82,900.00
Human Resources	1,445,536.92
Elections	13,400.00
General Administration (other)	1,206,847.67
JUDICIARY	
Municipal Courts	156,403.62
PUBLIC SAFETY	
Fire Protection	2,519,045.49
Police Protection	2,894,643.06
Civil Defense & Disaster Control	
Environmental Inspection & Control	162,650.00
Other Public Safety	8,281.49
PUBLIC WORKS	
Streets and Drainage	417,865.64
Sewers and Sewage Processing	83,290.00
Garbage and Trash Disposal	759,500.00
Public Buildings and Grounds	285,340.07
Other Public Works	245,000.00
HEALTH and WELFARE	
Health Services Except Environmental	277,532.90
Welfare-Public Assistance	567,891.23
Hospitals, Clinics, First Aid	49,611.00
Animal, Insect, & Rodent Control	
Other Welfare Services	
RECREATION and CONSERVATION	
Beaches and Boardwalks	
Parks, Playgrounds, Shade Trees	299,206.30
Land Reclamation & Conservation	
Other Recreational Services	9,000.00
EDUCATION (excluding schools)	
Libraries	170,597.36
Other Educational Services	20,000.00
STATUTORY EXPENDITURES	
Pensions & F. I. C. A.	1,838,176.00
Employee Fringe Benefits	516,175.00
Other Statutory Expenditures	45,000.00
CETA And Other Public Employment Programs	614,088.90
MUNICIPAL FUNCTIONS TOTAL	15,296,415.88
CAPITAL IMPROVEMENTS *MEMO*	
DEBT SERVICE	
Principal Payments	255,000.00
Interest Payments	210,801.12
TYPE I SCHL DEBT *MEMO	264,094.75
DEFERRED CHARGES	473,476.97
SCHOOL, COUNTY, SPECIAL DISTRICT TAXES	6,995,275.72
RESERVE FOR UNCOLLECTED TAXES	1,696,829.59
EXPENDITURES TOTAL	24,927,799.28

REVENUES-REALIZED	
1980 Property Taxes Collected	10,572,871.63
1980 Payments in Lieu of Taxes	881,189.18
Delinquent Tax & Lien Collections	948,184.64
Business Personalty Replacement Taxes	1,963,236.04
Taxes from Public Utilities	943,695.00
Other Miscellaneous Tax Revenues	
State Aid Revenues	3,443,587.30
Federal Aid Revenues	629,535.73
State and Local Fiscal Assistance Act Utilized	950,156.00
Sale of Acquired Property	5,000.00
Other Miscellaneous Revenues	1,228,330.19
Total	21,566,185.71
Prior Years Surplus Appropriated	1,658,857.00
REVENUES TOTAL	23,225,042.71
Reserve For Uncollected Taxes	1,696,829.59
CAPITAL OUTLAY TOTAL	1,183,959.26
Public Enterprises	454,381.33
Recreation—Culture	
Public Works	718,737.93
Buildings and Grounds	10,840.00
Library and Education	
Conservation	
All Other	

CAPITAL DEBT AUTHORIZED, DECEMBER 31, 1980

ISSUED AND UNISSUED	GROSS DEBT	NET DEBT
School	7,792,000	
Self-liquidating	6,559,000	
Other	4,144,500	1,941,000
Total	18,495,500	1,941,000

ISSUED AND OUTSTANDING	
School	7,792,000.00
Self-Liquidating	1,309,000.00
Other	1,786,500.00
Total	10,887,500.00
EQUALIZED VALUATION BASIS FOR NET DEBT COMPUTATION	224,267,695

REAL PROPERTY VALUATIONS

Code	Class	# of Parcels	% VAL'N	ASSESSED VALUATION
1	Vacant Land	299	3.00	3,187,300.00
2	Residential	1715	24.66	26,162,700.00
3	Farm			
4a	Commercial	1288	32.38	34,357,700.00
4b	Industrial	196	28.69	30,443,100.00
4c	Apartments	500	11.27	11,957,300.00
Total		3998		106,108,100.00

Land Area 1.30 Sq. Miles

Net Valuation Taxable-Municipal	108,046,772
Net Valuation Taxable-County	250,116,529
State Equalized Valuation	235,845,644
State Equalization Ratio	46.71

1980 PROPERTY TAX		
STATE EQUALIZED TAX RATE →	1.73	
Local District School Taxes		4,003,593.00
Regional & Consolidated School Tax		
School Taxes in Municipal Budget	.03	66,522.90
County Taxes	1.26	* 2,925,159.82
County Library Taxes		
Local Municipal Purpose Taxes	2.20	5,098,528.55
Veteran & Senior Citizen Taxes		67,010.00
Total Taxes for Rate Computation	5.22	12,160,814.27
Special District Taxes		
Bank Corp. Taxes		19,621.59
Added and Omitted Taxes		
Total Taxes Levied - ABSTRACT		12,113,425.86
Total Taxes Billed		12,163,224.27
1980 TAXES COLLECTED		10,572,871.63
1980 Taxes Cancelled, Abated or Adjusted		
Transfer to Tax Title Liens or Foreclosed		
Balance Outstanding Dec. 31, 1980		1,590,352.64

PRIOR YEARS TAXES OUTSTANDING	
Balance January 1, 1980	3,017,400.20
Collected in 1980	764,812.27
Cancelled, Abated or Adjusted 1980	
Transfers to Tax Title Liens or Foreclosed	
Balance December 31, 1980	2,252,587.93
TAX TITLE LIENS OUTSTANDING	
Balance January 1, 1980	686,922.38
Transfer From Taxes	
Redeemed in 1980	183,372.37
Cancelled, Abated or Adjusted (1980)	
Transfers to Foreclosed Property	
Balance December 31, 1980	503,550.01
PROPERTY ACQUIRED BY DEED OR FORECLOSURE	
Balance January 1, 1980	3,145,550.00
Transfers From Taxes or Liens	
Sale for Cash (1980)	5,000.00
Cancelled, Abated or Adjusted (1980)	
Balance December 31, 1980	3,140,550.00

CURRENT FINANCES DECEMBER 31, 1980	
ASSETS	
Cash Dec. 31, 1980	3,172,464.06
Taxes Receivable	3,842,940.57
Tax Title Liens	503,550.01
Foreclosed Property	3,140,550.00
Emergencies & Other Deferred Charges	462,283.37
State and Federal Aid Receivable	81,831.82
Other Receivables	1,352,643.28
Total	12,556,263.11
LIABILITIES, RESERVES, AND SURPLUS	
Cash Liabilities	1,890,200.26
Reserves for Receivables	7,567,602.18
Surplus Dec. 31, 1980	3,098,460.67
Total	12,556,263.11

1980/3000

* ABOVE DEBT SERVICE INCLUDES TYPE I SCHOOL DEBT

*Includes County Health Service Taxes or County Vocational School Taxes. See Table 13, pgs. 675, 676.

0228

Population 1970 4,355
Population 1980 4,129
S & P Rating
Moody Rating A-1

General Tax Rate Per $100. 2.60
State Equalized Tax Rate 1.85

HO-HO-KUS BOROUGH — BERGEN COUNTY

Form of Government:
Borough Council
Number of Members on Governing Body 6

PER CAPITA:		PER CENT:	
Gross Debt	970.26	Gross Debt	2.47
Net Debt	801.43	Net Debt	2.04
Debt Service	83.13	Tax Levy Collected	97.91
Total Tax Levy	826.40	Tax Levy Cancelled, Abated or Adjusted	
Municipal Expenditures	394.55		

EXPENDITURES	
GENERAL GOVERNMENT	
Gaverning Body & Public Boards	
Municipal Clerk	
Financial Administration	5,400.00
Assessment of Taxes	8,100.00
Collection of Taxes	19,200.00
Planning, Housing & Development	7,850.00
Human Resources	
Elections	
General Administration (other)	138,100.00
JUDICIARY	
Municipal Courts	12,300.00
PUBLIC SAFETY	
Fire Protection	25,600.00
Police Protection	376,175.00
Civil Defense & Disaster Control	250.00
Environmental Inspection & Control	12,800.00
Other Public Safety	
PUBLIC WORKS	
Streets and Drainage	122,170.00
Sewers and Sewage Processing	228,968.00
Garbage and Trash Disposal	
Public Buildings and Grounds	25,840.00
Other Public Works	
HEALTH and WELFARE	
Health Services Except Environmental	16,300.00
Welfare-Public Assistance	7,150.00
Hospitals, Clinics, First Aid	
Animal, Insect, & Rodent Control	
Other Welfare Services	
RECREATION and CONSERVATION	
Beaches and Boardwalks	
Parks, Playgrounds, Shade Trees	23,760.00
Land Reclamation & Conservation	
Other Recreational Services	
EDUCATION (excluding schools)	
Libraries	43,100.00
Other Educational Services	
STATUTORY EXPENDITURES	
Pensions & F. I. C. A.	85,000.00
Employee Fringe Benefits	16,500.00
Other Statutory Expenditures	3,600.00
CETA And Other Public Employment Programs	
MUNICIPAL FUNCTIONS TOTAL	1,178,163.00
CAPITAL IMPROVEMENTS *MEMO*	8,000.00
DEBT SERVICE	
Principal Payments	171,000.00
Interest Payments	172,252.75
DEFERRED CHARGES	7,200.00
SCHOOL, COUNTY, SPECIAL DISTRICT TAXES	2,344,336.42
RESERVE FOR UNCOLLECTED TAXES	100,475.06
EXPENDITURES TOTAL	3,973,427.23

REVENUES-REALIZED		
1980 Property Taxes Collected		3,341,699.37
1980 Payments in Lieu of Taxes		
Delinquent Tax & Lien Collections		66,890.83
Business Personalty Replacement Taxes		33,544.96
Taxes from Public Utilities		216,471.00
Other Miscellaneous Tax Revenues		
State Aid Revenues		32,959.61
Federal Aid Revenues		
State and Local Fiscal Assistance Act Utilized		18,735.00
Sale of Acquired Property		
Other Miscellaneous Revenues		240,141.96
	Total	3,950,442.73
Prior Years Surplus Appropriated		147,000.00
REVENUES	TOTAL	4,097,442.73
Reserve For Uncollected Taxes		100,475.06
CAPITAL OUTLAY	TOTAL	36,938.52
Public Enterprises		
Recreation—Culture		
Public Works		34,527.02
Buildings and Grounds		2,411.50
Library and Education		
Conservation		
All Other		

CAPITAL DEBT AUTHORIZED, DECEMBER 31, 1980

ISSUED AND UNISSUED	GROSS DEBT	NET DEBT
School	680,000	
Self-liquidating	17,100	
Other	3,309,100	3,309,100
Total	4,006,200	3,309,100

ISSUED AND OUTSTANDING	
School	680,000.00
Self-Liquidating	17,100.00
Other	3,284,100.00
Total	3,981,200.00
EQUALIZED VALUATION BASIS FOR NET DEBT COMPUTATION	161,974,025

REAL PROPERTY VALUATIONS

Code	Class	# of Parcels	% VAL'N	ASSESSED VALUATION
1	Vacant Land	91	2.09	2,715,700.00
2	Residential	1360	93.93	122,155,300.00
3	Farm			
4a	Commercial	31	3.57	4,648,900.00
4b	Industrial	1	.40	524,900.00
4c	Apartments			
Total		1483		130,044,800.00

" Land Area 1.80 Sq. Miles

Net Valuation Taxable-Municipal	130,764,451
Net Valuation Taxable-County	164,575,314
State Equalized Valuation	182,610,451
State Equalization Ratio	71.50

1980 PROPERTY TAX		
STATE EQUALIZED TAX RATE		
Local District School Taxes	.95	1,745,308.50
Regional & Consolidated School Tax		
School Taxes in Municipal Budget		
County Taxes	.33	599,027.92
County Library Taxes		
Local Municipal Purpose Taxes	.57	1,047,168.90
Veteran & Senior Citizen Taxes		26,630.00
Total Taxes for Rate Computation	1.85	3,418,135.32
Special District Taxes		
Bank Corp. Taxes		6,880.10
Added and Omitted Taxes		13,803.55
Total Taxes Levied - ABSTRACT		3,412,188.97
Total Taxes Billed		3,413,042.72
1980 TAXES COLLECTED		3,341,699.37
1980 Taxes Cancelled, Abated or Adjusted		
Transfer to Tax Title Liens or Foreclosed		
Balance Outstanding Dec. 31, 1980		71,343.35

PRIOR YEARS TAXES OUTSTANDING	
Balance January 1, 1980	66,893.27
Collected in 1980	66,890.83
Cancelled, Abated or Adjusted 1980	
Transfers to Tax Title Liens or Foreclosed	
Balance December 31, 1980	2.44
TAX TITLE LIENS OUTSTANDING	
Balance January 1, 1980	
Transfer From Taxes	
Redeemed in 1980	
Cancelled, Abated or Adjusted (1980)	
Transfers to Foreclosed Property	
Balance December 31, 1980	
PROPERTY ACQUIRED BY DEED OR FORECLOSURE	
Balance January 1, 1980	40,200.00
Transfers From Taxes or Liens	
Sale for Cash (1980)	
Cancelled, Abated or Adjusted (1980)	
Balance December 31, 1980	40,200.00

CURRENT FINANCES DECEMBER 31, 1980 ASSETS	
Cash Dec. 31, 1980	861,821.98
Taxes Receivable	71,345.79
Tax Title Liens	
Foreclosed Property	40,200.00
Emergencies & Other Deferred Charges	3,000.00
State and Federal Aid Receivable	
Other Receivables	8,972.29
Total	985,340.06
LIABILITIES, RESERVES, AND SURPLUS	
Cash Liabilities	207,084.24
Reserves for Receivables	120,518.08
Surplus Dec. 31, 1980	657,737.74
Total	985,340.06

1015

Population 1970 3,600
Population 1980 4,593
S & P Roting
Moody Rating

General Tax Rate Per $100. .67
Stote Equalized Tax Rate .50

HOLLAND TOWNSHIP — HUNTERDON COUNTY

Form of Government:
Township Committee
Number of Members on Governing Body 3

PER CAPITA:		PER CENT:	
Gross Debt	435.87	Gross Debt	1.78
Net Debt		Net Debt	
Debt Service		Tax Levy Collected	95.77
Total Tox Levy	143.84	Tox Levy Cancelled, Aboted or Adjusted	.30
Municipol Expenditures	732.60		

EXPENDITURES	
GENERAL GOVERNMENT	
Governing Body & Public Boords	
Municipal Clerk	
Financial Administration	11,398.00
Assèssment of Taxes	11,230.00
Collection of Taxes	11,693.00
Planning, Housing & Development	41,550.00
Human Resources	
Elections	1,700.00
Generol Administration (other)	112,467.00
JUDICIARY	
Municipol Courts	6,000.00
PUBLIC SAFETY	
Fire Protection	144,038.15
Police Protection	151,250.00
Civil Defense & Disoster Control	1,000.00
Environmentol Inspection & Control	16,600.00
Other Public Sofety	
PUBLIC WORKS	
Streets and Drainoge	492,000.00
Sewers ond Sewoge Processing	
Garboge ond Trash Disposal	
Public Buildings and Grounds	25,150.00
Other Public Works	
HEALTH and WELFARE	
Heolth Services Except Environmentol	9,100.00
Welfare-Public Assistance	8,200.00
Hospitols, Clinics, First Aid	600.00
Animol, Insect, & Rodent Control	1,400.00
Other Welfore Services	
RECREATION ond CONSERVATION	
Beoches ond Boordwalks	
Porks, Playgrounds, Shode Trees	8,400.00
Land Reclomation & Conservation	2,050.00
Other Recreational Services	
EDUCATION (excluding schools)	
Libraries	10,600.00
Other Educotional Services	2,180,609.67
STATUTORY EXPENDITURES	
Pensions & F. I. C. A.	35,278.11
Employee Fringe Benefits	16,000.00
Other Stotutory Expenditures	1,800.00
CETA And Other Public Employment Programs	
MUNICIPAL FUNCTIONS TOTAL	3,300,113.93
CAPITAL IMPROVEMENTS *MEMO*	
DEBT SERVICE	
Principal Payments	
Interest Payments	
DEFERRED CHARGES	4,700.00
SCHOOL, COUNTY, SPECIAL DISTRICT TAXES	645,355.04
RESERVE FOR UNCOLLECTED TAXES	60,000.00
EXPENDITURES TOTAL	4,010,168.97

REVENUES-REALIZED		
1980 Property Toxes Collected		630,748.59
1980 Poyments in Lieu of Toxes		
Delinquent Tax & Lien Collections		23,447.37
Business Personolty Replocement Taxes		51,415.48
Toxes from Public Utilities		3,023,300.00
Other Miscelloneous Tax Revenues		
Stote Aid Revenues		
Federol Aid Revenues		
Stote ond Local Fiscal Assistance Act Utilized		142,463.15
Sale of Acquired Property		
Other Miscellaneous Revenues		890,220.93
Totol		4,761,595.52
Prior Yeors Surplus Appropriated		495,000.00
REVENUES	TOTAL	5,256,595.52
Reserve For Uncollected Taxes		60,000.00
CAPITAL OUTLAY	TOTAL	138,025.31
Public Enterprises		
Recreotion—Culture		
Public Works		138,025.31
Buildings and Grounds		
Library ond Educotion		
Conservotion		
All Other		

CAPITAL DEBT AUTHORIZED, DECEMBER 31, 1980

ISSUED AND UNISSUED	GROSS DEBT	NET DEBT
School	1,468,971	
Self-liquidating	533,000	
Other		
Total	2,001,971	

ISSUED AND OUTSTANDING	
School	1,467,267.27
Self-Liquidoting	533,000.00
Other	
Total	2,000,267.27
EQUALIZED VALUATION BASIS FOR NET DEBT COMPUTATION	112,582,281

REAL PROPERTY VALUATIONS

Code	Closs	# of Porcels	% VAL'N	ASSESSED VALUATION
1	Vocont Lond	325	5.39	5,156,730.00
2	Residentiol	1300	73.41	70,243,455.00
3	Form	288	7.84	7,506,793.00
4o	Commercial	17	1.95	1,867,800.00
4b	Industrial	10	11.23	10,745,700.00
4c	Aportments	2	.17	161,200.00
Total		1942		95,681,678.00

Land Area 22.70 Sq. Miles

Net Valuation Taxable-Municipal	96,321,648
Net Valuation Taxable-County	124,111,977
State Equalized Valuation	126,550,335
State Equalization Ratio	76.00

1980 PROPERTY TAX		
STATE EQUALIZED TAX RATE →		
Local District School Toxes		
Regional & Consolidoted School Tax	.08	105,444.25
School Toxes in Municipal Budget		
County Taxes	.40	510,235.04
County Library Taxes	.02	29,675.75
Locol Municipol Purpose Taxes		
Veteran & Senior Citizen Toxes		41,899.00
Totol Toxes for Rote Computotion	.50	687,254.04
Speciol District Taxes		
Bank Corp. Taxes		2,133.22
Added and Omitted Toxes		13,183.64
Totol Toxes Levied - ABSTRACT		660,671.90
Totol Toxes Billed		658,638.89
1980 TAXES COLLECTED		630,748.59
1980 Toxes Cancelled, Aboted or Adjusted		1,967.49
Tronsfer to Tox Title Liens or Foreclosed		1,784.50
Bolonce Outstonding Dec. 31, 1980		24,138.31

PRIOR YEARS TAXES OUTSTANDING	
Bolonce Jonuory 1, 1980	22,932.75
Collected in 1980	22,086.51
Concelled, Aboted or Adjusted 1980	194.11
Tronsfers to Tax Title Liens or Foreclosed	370.77
Bolonce December 31, 1980	281.36
TAX TITLE LIENS OUTSTANDING	
Bolonce Jonuory 1, 1980	10,324.49
Tronsfer From Toxes	2,249.44
Redeemed in 1980	1,360.86
Concelled, Aboted or Adjusted (1980)	
Tronsfers to Foreclosed Property	
Bolonce December 31, 1980	11,213.07
PROPERTY ACQUIRED BY DEED OR FORECLOSURE	
Bolonce Jonuory 1, 1980	
Tronsfers From Toxes or Liens	
Sole for Cosh (1980)	
Concelled, Aboted or Adjusted (1980)	
Bolonce December 31, 1980	

CURRENT FINANCES DECEMBER 31, 1980 ASSETS	
Cosh Dec. 31, 1980	7,987,626.82
Taxes Receivoble	24,419.67
Tox Title Liens	11,213.07
Foreclosed Property	
Emergencies & Other Deferred Charges	7,100.11
State ond Federol Aid Receivable	14,299.00
Other Receivobles	30,241.73
Totol	8,074,900.40
LIABILITIES, RESERVES, AND SURPLUS	
Cosh Liobilities	1,101,353.74
Reserves for Receivobles	65,874.47
Surplus Dec. 31, 1980	6,907,672.19
Totol	8,074,900.40

1980/3000

1318

Population 1970	6,155
Population 1980	8,447
S & P Rating	AA
Moody Rating	A-1

General Tax Rate Per $100. 2.51

State Equalized Tax Rate 1.84

HOLMDEL TOWNSHIP – MONMOUTH COUNTY

Form of Government:
Township Committee
Number of Members on Governing Body 5

PER CAPITA:		PER CENT:	
Gross Debt	1,731.31	Gross Debt	3.72
Net Debt	902.89	Net Debt	1.94
Debt Service	117.22	Tax Levy Collected	97.62
Total Tax Levy	1,074.05	Tax Levy Cancelled, Abated or Adjusted	
Municipal Expenditures	452.28		

EXPENDITURES	
GENERAL GOVERNMENT	
Governing Body & Public Boards	8,700.00
Municipal Clerk	55,682.00
Financial Administration	42,105.00
Assessment of Taxes	22,125.00
Collection of Taxes	27,335.00
Planning, Housing & Development	99,430.00
Human Resources	50.00
Elections	1,440.00
General Administration (other)	365,329.40
JUDICIARY	
Municipal Courts	42,025.00
PUBLIC SAFETY	
Fire Protection	228,500.00
Police Protection	603,088.00
Civil Defense & Disaster Control	
Environmental Inspection & Control	47,460.00
Other Public Safety	
PUBLIC WORKS	
Streets and Drainage	483,450.00
Sewers and Sewage Processing	
Garbage and Trash Disposal	5,450.00
Public Buildings and Grounds	135,875.00
Other Public Works	7,065.00
HEALTH and WELFARE	
Health Services Except Environmental	31,915.00
Welfare-Public Assistance	2,070.00
Hospitals, Clinics, First Aid	
Animal, Insect, & Rodent Control	
Other Welfare Services	
RECREATION and CONSERVATION	
Beaches and Boardwalks	
Parks, Playgrounds, Shade Trees	34,550.00
Land Reclamation & Conservation	7,800.00
Other Recreational Services	31,375.00
EDUCATION (excluding schools)	
Libraries	6,600.00
Other Educational Services	1,600.00
STATUTORY EXPENDITURES	
Pensions & F. I. C. A.	141,177.03
Employee Fringe Benefits	58,000.00
Other Statutory Expenditures	8,000.00
CETA And Other Public Employment Programs	6,940.50
MUNICIPAL FUNCTIONS TOTAL	2,505,136.93
CAPITAL IMPROVEMENTS *MEMO*	50,000.00
DEBT SERVICE	
Principal Payments	645,000.00
Interest Payments	345,121.60
DEFERRED CHARGES	87,052.37
SCHOOL, COUNTY, SPECIAL DISTRICT TAXES	8,645,445.16
RESERVE FOR UNCOLLECTED TAXES	238,120.00
EXPENDITURES TOTAL	12,465,876.06

REVENUES-REALIZED	
1980 Property Taxes Collected	8,851,071.43
1980 Payments in Lieu of Taxes	
Delinquent Tax & Lien Collections	168,913.94
Business Personalty Replacement Taxes	411,621.44
Taxes from Public Utilities	699,602.00
Other Miscellaneous Tax Revenues	1,124,560.12
State Aid Revenues	44,864.12
Federal Aid Revenues	1,243.68
State and Local Fiscal Assistance Act Utilized	72,632.00
Sale of Acquired Property	
Other Miscellaneous Revenues	1,461,398.92
Total	12,835,907.65
Prior Years Surplus Appropriated	1,200,000.00
REVENUES TOTAL	14,035,907.65
Reserve For Uncollected Taxes	238,120.00
CAPITAL OUTLAY TOTAL	2,270,555.49
Public Enterprises	9,008.02
Recreation—Culture	
Public Works	360,929.18
Buildings and Grounds	1,900,618.29
Library and Education	
Conservation	
All Other	

CAPITAL DEBT AUTHORIZED, DECEMBER 31, 1980

ISSUED AND UNISSUED	GROSS DEBT	NET DEBT
School	6,156,000	
Self-liquidating	1,214,000	428,384
Other	7,254,352	7,198,288
Total	14,624,352	7,626,672

ISSUED AND OUTSTANDING	
School	6,156,000.00
Self-Liquidating	1,163,750.00
Other	5,361,935.00
Total	12,681,685.00
EQUALIZED VALUATION BASIS FOR NET DEBT COMPUTATION	393,521,104

REAL PROPERTY VALUATIONS

Code	Class	# of Parcels	% VAL'N	ASSESSED VALUATION
1	Vacant Land	344	3.42	11,991,515.00
2	Residential	2131	53.64	188,125,005.00
3	Farm	213	2.52	8,826,355.00
4a	Commercial	58	8.97	31,457,300.00
4b	Industrial	11	31.46	110,335,535.00
4c	Apartments			
Total		2757		350,735,710.00

Land Area 17.90 Sq. Miles

Net Valuation Taxable-Municipal	356,574,036
Net Valuation Taxable-County	438,670,368
State Equalized Valuation	484,267,978
State Equalization Ratio	73.31

1980 PROPERTY TAX		
STATE EQUALIZED TAX RATE →	1.26	
Local District School Taxes		6,107,722.00
Regional & Consolidated School Tax		
School Taxes in Municipal Budget		
County Taxes	.50	2,445,364.43
County Library Taxes	.02	82,358.73
Local Municipal Purpose Taxes	.06	304,020.00
Veteran & Senior Citizen Taxes		36,810.00
Total Taxes for Rate Computation	1.84	8,986,275.16
Special District Taxes		
Bank Corp. Taxes		5,658.93
Added and Omitted Taxes		117,361.37
Total Taxes Levied - ABSTRACT		9,072,485.46
Total Taxes Billed		9,066,826.53
1980 TAXES COLLECTED		8,851,071.43
1980 Taxes Cancelled, Abated or Adjusted		
Transfer to Tax Title Liens or Foreclosed		
Balance Outstanding Dec. 31, 1980		215,755.10
PRIOR YEARS TAXES OUTSTANDING		
Balance January 1, 1980		231,637.39
Collected in 1980		164,944.09
Cancelled, Abated or Adjusted 1980		
Transfers to Tax Title Liens or Foreclosed		
Balance December 31, 1980		66,693.30
TAX TITLE LIENS OUTSTANDING		
Balance January 1, 1980		44,004.99
Transfer From Taxes		
Redeemed in 1980		3,969.85
Cancelled, Abated or Adjusted (1980)		
Transfers to Foreclosed Property		
Balance December 31, 1980		40,035.14
PROPERTY ACQUIRED BY DEED OR FORECLOSURE		
Balance January 1, 1980		15,350.00
Transfers From Taxes or Liens		
Sale for Cash (1980)		
Cancelled, Abated or Adjusted (1980)		
Balance December 31, 1980		15,350.00

CURRENT FINANCES DECEMBER 31, 1980 ASSETS	
Cash Dec. 31, 1980	4,644,151.63
Taxes Receivable	282,448.40
Tax Title Liens	40,035.14
Foreclosed Property	15,350.00
Emergencies & Other Deferred Charges	82,118.90
State and Federal Aid Receivable	
Other Receivables	429,766.15
Total	5,493,870.22
LIABILITIES, RESERVES, AND SURPLUS	
Cash Liabilities	2,318,172.97
Reserves for Receivables	767,599.69
Surplus Dec. 31, 1980	2,408,097.56
Total	5,493,870.22

1912

Population 1970 9,115
Population 1980 15,521
S & P Rating
Moody Rating

General Tax Rate Per $100. 3.45
State Equalized Tax Rate 2.91

HOPATCONG BOROUGH — SUSSEX COUNTY

Form of Government: Borough Council
Number of Members on Governing Body 6

PER CAPITA:		PER CENT:	
Gross Debt	554.06	Gross Debt	3.31
Net Debt	123.43	Net Debt	.74
Debt Service	25.69	Tax Levy Collected	94.52
Total Tax Levy	567.80	Tax Levy Cancelled, Abated or Adjusted	.55
Municipal Expenditures	204.58		

EXPENDITURES	
GENERAL GOVERNMENT	
Governing Body & Public Boards	
Municipal Clerk	
Financial Administration	25,429.00
Assessment of Taxes	49,168.00
Collection of Taxes	61,972.00
Planning, Housing & Development	7,815.00
Human Resources	
Elections	3,690.00
General Administration (other)	356,315.00
JUDICIARY	
Municipal Courts	37,848.00
PUBLIC SAFETY	
Fire Protection	31,700.00
Police Protection	473,172.04
Civil Defense & Disaster Control	500.00
Environmental Inspection & Control	78,653.00
Other Public Safety	
PUBLIC WORKS	
Streets and Drainage	21,208.00
Sewers and Sewage Processing	
Garbage and Trash Disposal	
Public Buildings and Grounds	100,369.00
Other Public Works	440,319.00
HEALTH and WELFARE	
Health Services Except Environmental	82,762.00
Welfare-Public Assistance	8,450.00
Hospitals, Clinics, First Aid	
Animal, Insect, & Rodent Control	19,281.00
Other Welfare Services	
RECREATION and CONSERVATION	
Beaches and Boardwalks	
Parks, Playgrounds, Shade Trees	
Land Reclamation & Conservation	2,400.00
Other Recreational Services	3,891.00
EDUCATION (excluding schools)	
Libraries	500.00
Other Educational Services	27,229.00
STATUTORY EXPENDITURES	
Pensions & F. I. C. A.	136,587.00
Employee Fringe Benefits	41,805.00
Other Statutory Expenditures	10,000.00
CETA And Other Public Employment Programs	
MUNICIPAL FUNCTIONS TOTAL	2,021,063.04
CAPITAL IMPROVEMENTS *MEMO*	23,000.00
DEBT SERVICE	
Principal Payments	340,000.00
Interest Payments	59,062.50
DEFERRED CHARGES	26,800.00
SCHOOL, COUNTY, SPECIAL DISTRICT TAXES	7,143,951.15
RESERVE FOR UNCOLLECTED TAXES	730,345.79
EXPENDITURES TOTAL	10,321,222.48

REVENUES-REALIZED	
1980 Property Taxes Collected	8,400,077.36
1980 Payments in Lieu of Taxes	
Delinquent Tax & Lien Collections	319,018.66
Business Personalty Replacement Taxes	21,248.03
Taxes from Public Utilities	309,624.80
Other Miscellaneous Tax Revenues	
State Aid Revenues	92,500.78
Federal Aid Revenues	
State and Local Fiscal Assistance Act Utilized	172,198.04
Sale of Acquired Property	
Other Miscellaneous Revenues	515,084.85
Total	9,829,752.52
Prior Years Surplus Appropriated	577,100.00
REVENUES TOTAL	10,406,852.52
Reserve For Uncollected Taxes	730,345.79
CAPITAL OUTLAY TOTAL	482,411.85
Public Enterprises	
Recreation—Culture	9,000.80
Public Works	301,659.98
Buildings and Grounds	171,751.07
Library and Education	
Conservation	
All Other	

CAPITAL DEBT AUTHORIZED, DECEMBER 31, 1980

ISSUED AND UNISSUED	GROSS DEBT	NET DEBT
School	6,688,000	
Self-liquidating		
Other	1,917,055	1,917,055
Total	8,605,055	1,917,055
ISSUED AND OUTSTANDING		
School		6,688,000.00
Self-Liquidating		
Other		1,134,954.48
Total		7,822,954.48
EQUALIZED VALUATION BASIS FOR NET DEBT COMPUTATION		259,808,339

REAL PROPERTY VALUATIONS

Code	Class	# of Parcels	% VAL'N	ASSESSED VALUATION
1	Vacant Land	3173	4.24	10,748,533.00
2	Residential	5796	92.28	234,133,896.00
3	Farm	7	.04	107,740.00
4a	Commercial	81	3.03	7,683,100.00
4b	Industrial			
4c	Apartments	4	.41	1,035,700.00
Total		9061		253,708,969.00

Land Area 10.80 Sq. Miles

Net Valuation Taxable-Municipal	255,328,090
Net Valuation Taxable-County	264,365,986
State Equalized Valuation	301,759,863
State Equalization Ratio	84.53

1980 PROPERTY TAX		
STATE EQUALIZED TAX RATE		
Local District School Taxes	1.77	5,360,386.80
Regional & Consolidated School Tax		
School Taxes in Municipal Budget		
County Taxes	.56	* 1,697,663.23
County Library Taxes	.03	85,901.12
Local Municipal Purpose Taxes	.55	1,649,936.33
Veteran & Senior Citizen Taxes		112,710.00
Total Taxes for Rate Computation	2.91	8,906,597.48
Special District Taxes		
Bank Corp. Taxes		2,458.16
Added and Omitted Taxes		22,105.00
Total Taxes Levied - ABSTRACT		8,818,450.64
Total Taxes Billed		8,886,788.66
1980 TAXES COLLECTED		8,400,077.36
1980 Taxes Cancelled, Abated or Adjusted		49,235.79
Transfer to Tax Title Liens or Foreclosed		67,236.56
Balance Outstanding Dec. 31, 1980		370,238.95
PRIOR YEARS TAXES OUTSTANDING		
Balance January 1, 1980		286,243.73
Collected in 1980		272,310.61
Cancelled, Abated or Adjusted 1980		110.75
Transfers to Tax Title Liens or Foreclosed		10,361.82
Balance December 31, 1980		3,460.55
TAX TITLE LIENS OUTSTANDING		
Balance January 1, 1980		394,064.26
Transfer From Taxes		78,837.37
Redeemed in 1980		46,708.05
Cancelled, Abated or Adjusted (1980)		13,394.80
Transfers to Foreclosed Property		
Balance December 31, 1980		412,798.78
PROPERTY ACQUIRED BY DEED OR FORECLOSURE		
Balance January 1, 1980		553,010.10
Transfers From Taxes or Liens		
Sale for Cash (1980)		20,100.00
Cancelled, Abated or Adjusted (1980)		
Balance December 31, 1980		532,910.10
CURRENT FINANCES DECEMBER 31, 1980		
ASSETS		
Cash Dec. 31, 1980		3,510,448.03
Taxes Receivable		373,659.50
Tax Title Liens		412,798.78
Foreclosed Property		532,910.10
Emergencies & Other Deferred Charges		53,600.00
State and Federal Aid Receivable		15,267.28
Other Receivables		152,436.88
Total		5,051,160.57
LIABILITIES, RESERVES, AND SURPLUS		
Cash Liabilities		2,380,841.97
Reserves for Receivables		1,471,845.26
Surplus Dec. 31, 1980		1,198,473.34
Total		5,051,160.57

*Includes County Health Service Taxes or County Vocational School Taxes. See Table 13, pgs. 675, 676.

2111

Population 1970 1,140

Population 1980 1,468

S & P Rating

Moody Rating

General Tax Rate Per $100. 2.28

State Equalized Tax Rate 1.92

HOPE TOWNSHIP — WARREN COUNTY

Form of Government:
Township Committee
Number of Members on Governing Body 3

PER CAPITA:		PER CENT:	
Gross Debt	88.56	Gross Debt	.39
Net Debt		Net Debt	
Debt Service		Tax Levy Collected	91.01
Total Tax Levy	527.92	Tax Levy Cancelled, Abated or Adjusted	1.04
Municipal Expenditures	217.32		

EXPENDITURES		REVENUES-REALIZED		
GENERAL GOVERNMENT				
Governing Body & Public Boards				
Municipal Clerk		1980 Property Taxes Collected		702,193.09
Financial Administration	7,510.00	1980 Payments in Lieu of Taxes		
Assessment of Taxes	5,150.00	Delinquent Tax & Lien Collections		53,620.25
Collection of Taxes	5,200.00	Business Personalty Replacement Taxes		20,175.84
Planning, Housing & Development	8,700.00	Taxes from Public Utilities		92,128.00
Human Resources		Other Miscellaneous Tax Revenues		
Elections		State Aid Revenues		8,055.99
General Administration (other)	66,705.00	Federal Aid Revenues		
JUDICIARY		State and Local Fiscal Assistance Act Utilized		10,800.00
Municipal Courts	9,670.00	Sale of Acquired Property		
PUBLIC SAFETY		Other Miscellaneous Revenues		97,663.84
Fire Protection	29,500.00		Total	984,837.01
Police Protection	1,900.00	Prior Years Surplus Appropriated		173,804.86
Civil Defense & Disaster Control	600.00	REVENUES	TOTAL	1,158,641.87
Environmental Inspection & Control	7,600.00	Reserve For Uncollected Taxes		74,817.15
Other Public Safety		CAPITAL OUTLAY	TOTAL	72,053.18
PUBLIC WORKS				
Streets and Drainage	53,400.00	Public Enterprises		
Sewers and Sewage Processing		Recreation—Culture		
Garbage and Trash Disposal	6,300.00	Public Works		67,822.50
Public Buildings and Grounds	5,000.00	Buildings and Grounds		4,230.68
Other Public Works		Library and Education		
HEALTH and WELFARE		Conservation		
Health Services Except Environmental		All Other		
Welfare-Public Assistance		CAPITAL DEBT AUTHORIZED, DECEMBER 31, 1980		
Hospitals, Clinics, First Aid	100.00	ISSUED AND UNISSUED	GROSS DEBT	NET DEBT†
Animal, Insect, & Rodent Control	1,640.00	School	130,000	
Other Welfare Services		Self-liquidating		
RECREATION and CONSERVATION		Other		
Beaches and Boardwalks		Total	130,000	
Parks, Playgrounds, Shade Trees				
Land Reclamation & Conservation	500.00	ISSUED AND OUTSTANDING		
Other Recreational Services	6,500.00	School		130,000.00
EDUCATION (excluding schools)		Self-Liquidating		
Libraries	100.00	Other		
Other Educational Services	40.00		Total	130,000.00
STATUTORY EXPENDITURES		EQUALIZED VALUATION BASIS		
Pensions & F. I. C. A.	9,300.00	FOR NET DEBT COMPUTATION		34,298,142
Employee Fringe Benefits	600.00	REAL PROPERTY VALUATIONS		
Other Statutory Expenditures	600.00	Code Class	# of Parcels	% VAL'N	ASSESSED VALUATION
CETA And Other Public Employment Programs		1 Vacant Land	218	9.03	2,923,005.00
MUNICIPAL FUNCTIONS TOTAL	226,615.00	2 Residential	441	62.52	20,230,500.00
CAPITAL IMPROVEMENTS *MEMO*		3 Farm	285	22.83	7,389,360.00
DEBT SERVICE		4a Commercial	30	4.84	1,564,550.00
Principal Payments		4b Industrial	1	.33	108,000.00
Interest Payments		4c Apartments	2	.44	142,850.00
		Total	977		32,358,265.00
DEFERRED CHARGES	17,593.04	Land Area 18.90 Sq. Miles			
SCHOOL, COUNTY, SPECIAL DISTRICT TAXES	755,457.63	Net Valuation Taxable-Municipal			33,260,957
RESERVE FOR UNCOLLECTED TAXES	74,817.15	Net Valuation Taxable-County			37,244,203
EXPENDITURES TOTAL	1,074,482.82	State Equalized Valuation			39,250,956
		State Equalization Ratio			84.38

1980 PROPERTY TAX			
STATE EQUALIZED TAX RATE →			
Local District School Taxes	1.36		535,794.50
Regional & Consolidated School Tax			
School Taxes in Municipal Budget			
County Taxes	.53	*	208,692.46
County Library Taxes	.03		10,970.67
Local Municipal Purpose Taxes			
Veteran & Senior Citizen Taxes			12,160.00
Total Taxes for Rate Computation	1.92		767,617.63
Special District Taxes			
Bank Corp. Taxes			6,219.75
Added and Omitted Taxes			13,302.44
Total Taxes Levied - ABSTRACT			774,979.82
Total Taxes Billed			771,552.25
1980 TAXES COLLECTED			702,193.09
1980 Taxes Cancelled, Abated or Adjusted			8,054.89
Transfer to Tax Title Liens or Foreclosed			8,430.73
Balance Outstanding Dec. 31, 1980			52,873.54
PRIOR YEARS TAXES OUTSTANDING			
Balance January 1, 1980			46,092.66
Collected in 1980			38,885.97
Cancelled, Abated or Adjusted 1980			565.59
Transfers to Tax Title Liens or Foreclosed			4,890.96
Balance December 31, 1980			1,750.14
TAX TITLE LIENS OUTSTANDING			
Balance January 1, 1980			14,272.46
Transfer From Taxes			16,618.33
Redeemed in 1980			14,734.28
Cancelled, Abated or Adjusted (1980)			
Transfers to Foreclosed Property			
Balance December 31, 1980			16,156.51
PROPERTY ACQUIRED BY DEED OR FORECLOSURE			
Balance January 1, 1980			1,900.00
Transfers From Taxes or Liens			
Sale for Cash (1980)			
Cancelled, Abated or Adjusted (1980)			
Balance December 31, 1980			1,900.00
CURRENT FINANCES DECEMBER 31, 1980			
ASSETS			
Cash Dec. 31, 1980			445,023.63
Taxes Receivable			54,623.68
Tax Title Liens			16,156.51
Foreclosed Property			1,900.00
Emergencies & Other Deferred Charges			2,880.28
State and Federal Aid Receivable			
Other Receivables			8,418.43
Total			529,002.53
LIABILITIES, RESERVES, AND SURPLUS			
Cash Liabilities			221,955.11
Reserves for Receivables			81,098.62
Surplus Dec. 31, 1980			225,948.80
Total			529,002.53

*Includes County Health Service Taxes or County Vocational School Taxes. See Table 13, pgs. 675, 676.

1105

Population 1970	2,280
Population 1980	2,001
S & P Rating	
Moody Rating	

General Tax Rate Per $100. 3.94

State Equalized Tax Rate 2.31

HOPEWELL BOROUGH — MERCER COUNTY

Form of Government:
Borough Council
Number of Members on Governing Body 6

PER CAPITA		PER CENT:	
Gross Debt	611.70	Gross Debt	3.00
Net Debt	486.07	Net Debt	2.38
Debt Service	44.34	Tax Levy Collected	97.84
Total Tax Levy	556.80	Tax Levy Cancelled, Abated or Adjusted	.01
Municipal Expenditures	184.53		

EXPENDITURES	
GENERAL GOVERNMENT	
Governing Body & Public Boards	
Municipal Clerk	
Financial Administration	7,812.00
Assessment of Taxes	4,409.00
Collection of Taxes	4,523.00
Planning, Housing & Development	4,206.50
Human Resources	
Elections	545.00
General Administration (other)	44,661.61
JUDICIARY	
Municipal Courts	2,961.86
PUBLIC SAFETY	
Fire Protection	4,500.00
Police Protection	57,816.42
Civil Defense & Disaster Control	50.00
Environmental Inspection & Control	
Other Public Safety	
PUBLIC WORKS	
Streets and Drainage	30,343.95
Sewers and Sewage Processing	
Garbage and Trash Disposal	29,762.41
Public Buildings and Grounds	9,172.26
Other Public Works	
HEALTH and WELFARE	
Health Services Except Environmental	9,960.81
Welfare-Public Assistance	1,942.00
Hospitals, Clinics, First Aid	
Animal, Insect, & Rodent Control	700.00
Other Welfare Services	
RECREATION and CONSERVATION	
Beaches and Boardwalks	
Parks, Playgrounds, Shade Trees	2,387.00
Land Reclamation & Conservation	
Other Recreational Services	1,660.30
EDUCATION (excluding schools)	
Libraries	10,481.90
Other Educational Services	
STATUTORY EXPENDITURES	
Pensions & F. I. C. A.	14,222.30
Employee Fringe Benefits	1,885.05
Other Statutory Expenditures	570.00
CETA And Other Public Employment Programs	
MUNICIPAL FUNCTIONS TOTAL	244,573.41
CAPITAL IMPROVEMENTS *MEMO*	1,791.03
DEBT SERVICE	
Principal Payments	20,500.00
Interest Payments	68,218.33
DEFERRED CHARGES	2,736.63
SCHOOL, COUNTY, SPECIAL DISTRICT TAXES	991,870.52
RESERVE FOR UNCOLLECTED TAXES	33,217.52
EXPENDITURES TOTAL	1,361,116.41

REVENUES-REALIZED	
1980 Property Taxes Collected	1,086,349.86
1980 Payments in Lieu of Taxes	
Delinquent Tax & Lien Collections	16,565.02
Business Personalty Replacement Taxes	32,915.68
Taxes from Public Utilities	75,137.00
Other Miscellaneous Tax Revenues	
State Aid Revenues	15,404.14
Federal Aid Revenues	
State and Local Fiscal Assistance Act Utilized	9,217.41
Sale of Acquired Property	
Other Miscellaneous Revenues	133,355.84
Total	1,368,944.95
Prior Years Surplus Appropriated	87,859.82
REVENUES TOTAL	1,456,804.77
Reserve For Uncollected Taxes	33,217.52
CAPITAL OUTLAY TOTAL	56,307.23
Public Enterprises	
Recreation—Culture	
Public Works	56,307.23
Buildings and Grounds	
Library and Education	
Conservation	
All Other	

CAPITAL DEBT AUTHORIZED, DECEMBER 31, 1980

ISSUED AND UNISSUED	GROSS DEBT	NET DEBT
School	117,913	
Self-liquidating		
Other	1,106,100	972,633
Total	1,224,013	972,633

ISSUED AND OUTSTANDING	
School	117,912.03
Self-Liquidating	
Other	1,102,500.00
Total	1,220,412.03
EQUALIZED VALUATION BASIS FOR NET DEBT COMPUTATION	40,837,945

REAL PROPERTY VALUATIONS

Code	Class	# of Parcels	% VAL'N	ASSESSED VALUATION
1	Vacant Land	40	1.45	393,300.00
2	Residential	578	81.29	22,093,279.00
3	Farm	6	1.02	278,150.00
4a	Commercial	50	13.74	3,733,880.00
4b	Industrial	5	2.11	573,800.00
4c	Apartments	1	.39	105,200.00
Total		680		27,177,609.00

Land Area	.75 Sq. Miles
Net Valuation Taxable-Municipal	28,100,910
Net Valuation Taxable-County	42,234,129
State Equalized Valuation	47,145,828
State Equalization Ratio	58.83

1980 PROPERTY TAX		
STATE EQUALIZED TAX RATE		
Local District School Taxes		
Regional & Consolidated School Tax	1.26	600,960.75
School Taxes in Municipal Budget		
County Taxes	.82	390,909.77
County Library Taxes		
Local Municipal Purpose Taxes	.24	115,213.73
Veteran & Senior Citizen Taxes		14,780.00
Total Taxes for Rate Computation	2.32	1,121,864.25
Special District Taxes		
Bank Corp. Taxes		3,948.59
Added and Omitted Taxes		3,131.20
Total Taxes Levied - ABSTRACT		1,114,164.04
Total Taxes Billed		1,110,307.06
1980 TAXES COLLECTED		1,086,349.86
1980 Taxes Cancelled, Abated or Adjusted		149.72
Transfer to Tax Title Liens or Foreclosed		748.60
Balance Outstanding Dec. 31, 1980		23,058.88

PRIOR YEARS TAXES OUTSTANDING	
Balance January 1, 1980	20,706.39
Collected in 1980	16,565.02
Cancelled, Abated or Adjusted 1980	
Transfers to Tax Title Liens or Foreclosed	703.00
Balance December 31, 1980	3,438.37
TAX TITLE LIENS OUTSTANDING	
Balance January 1, 1980	
Transfer From Taxes	1,533.38
Redeemed in 1980	
Cancelled, Abated or Adjusted (1980)	
Transfers to Foreclosed Property	
Balance December 31, 1980	1,533.38
PROPERTY ACQUIRED BY DEED OR FORECLOSURE	
Balance January 1, 1980	
Transfers From Taxes or Liens	
Sale for Cash (1980)	
Cancelled, Abated or Adjusted (1980)	
Balance December 31, 1980	

CURRENT FINANCES DECEMBER 31, 1980

ASSETS	
Cash Dec. 31, 1980	224,365.66
Taxes Receivable	26,497.25
Tax Title Liens	1,533.38
Foreclosed Property	
Emergencies & Other Deferred Charges	
State and Federal Aid Receivable	
Other Receivables	4,259.87
Total	256,656.16
LIABILITIES, RESERVES, AND SURPLUS	
Cash Liabilities	35,864.66
Reserves for Receivables	32,290.50
Surplus Dec. 31, 1980	188,501.00
Total	256,656.16

0607

Population 1970 3,990
Papulation 1980 4,365
S & P Rating
Maody Rating

General Tax Rate Per $100. 2.79
State Equalized Tax Rate 2.49

HOPEWELL TOWNSHIP — CUMBERLAND CO.

Form of Government:
Township Committee
Number of Members on Governing Body 3

PER CAPITA:		PER CENT:	
Gross Debt	521.47	Gross Debt	4.42
Net Debt	80.19	Net Debt	.68
Debt Service		Tax Levy Collected	91.17
Total Tax Levy	328.10	Tax Levy Cancelled, Abated or Adjusted	
Municipal Expenditures	118.67		

EXPENDITURES		REVENUES-REALIZED	
GENERAL GOVERNMENT			
Governing Body & Public Baards			
Municipal Clerk		1980 Property Taxes Collected	1,303,555.97
Financial Administration	18,200.00	1980 Payments in Lieu of Taxes	
Assessment of Taxes	29,000.00	Delinquent Tax & Lien Collections	114,670.64
Collectian af Taxes	16,000.00	Business Persanalty Replacement Taxes	36,495.04
Planning, Hausing & Development	8,440.00	Taxes from Public Utilities	144,988.00
Human Resaurces		Other Miscellaneaus Tax Revenues	
Elections		State Aid Revenues	28,111.70
General Administration (ather)	57,784.00	Federal Aid Revenues	
JUDICIARY		State and Local Fiscal Assistance Act Utilized	26,388.00
Municipal Courts	6,120.00	Sale af Acquired Property	15,000.00
PUBLIC SAFETY		Other Miscellaneous Revenues	133,204.96
Fire Pratectian	21,600.00	Total	1,802,414.31
Palice Protection	1,750.00	Priar Years Surplus Appropriated	250,000.00
Civil Defense & Disaster Cantral	50.00	REVENUES TOTAL	2,052,414.31
Enviranmental Inspectian & Control	6,100.00	Reserve For Uncallected Taxes	135,358.00
Other Public Safety		CAPITAL OUTLAY TOTAL	341,197.31
PUBLIC WORKS			
Streets and Drainage	145,617.00	Public Enterprises	
Sewers and Sewage Processing		Recreatian—Culture	
Garbage and Trash Disposal	9,000.00	Public Works	
Public Buildings and Grounds	10,500.00	Buildings and Grounds	341,197.31
Other Public Works		Library and Education	
HEALTH and WELFARE		Conservation	
Health Services Except Environmental	100.00	All Other	
Welfare-Public Assistance	1,500.00	CAPITAL DEBT AUTHORIZED, DECEMBER 31, 1980	
Hospitals, Clinics, First Aid		ISSUED AND UNISSUED — GROSS DEBT — NET DEBT	
Animal, Insect, & Rodent Control	2,850.00	School 1,926,201	
Other Welfare Services		Self-liquidating	
RECREATION and CONSERVATION		Other 350,000 — 350,000	
Beaches and Boardwalks		Total 2,276,201 — 350,000	
Parks, Playgrounds, Shade Trees			
Land Reclamatian & Conservation		ISSUED AND OUTSTANDING	
Other Recreatianal Services	1,500.00	School	1,926,201.90
EDUCATION (excluding schools)		Self-Liquidating	
Libraries		Other	340,000.00
Other Educational Services		Total	2,266,201.90
STATUTORY EXPENDITURES		EQUALIZED VALUATION BASIS	
Pensians & F. I. C. A.	11,231.00	FOR NET DEBT COMPUTATION	51,514,224
Employee Fringe Benefits		REAL PROPERTY VALUATIONS	
Other Statutory Expenditures	900.00	Code Class # of Parcels % VAL'N — ASSESSED VALUATION	
CETA And Other Public Employment Programs		1 Vacant Land 353 2.75 — 1,370,500.00	
MUNICIPAL FUNCTIONS TOTAL	348,242.00	2 Residential 1089 71.11 — 35,384,700.00	
CAPITAL IMPROVEMENTS *MEMO*	50,000.00	3 Farm 589 21.48 — 10,684,600.00	
DEBT SERVICE		4a Commercial 50 4.66 — 2,320,000.00	
Principal Payments		4b Industrial	
Interest Payments		4c Apartments	
		Total 2081 — 49,759,800.00	
DEFERRED CHARGES	34,400.00	Land Area 31.40 Sq. Miles	
SCHOOL, COUNTY, SPECIAL DISTRICT TAXES	1,415,431.19	Net Valuation Taxable-Municipal	50,868,911
RESERVE FOR UNCOLLECTED TAXES	135,358.00	Net Valuation Taxable-County	55,279,886
EXPENDITURES TOTAL	1,933,431.19	State Equalized Valuation	56,793,757
		State Equalization Ratio	89.36

1980 PROPERTY TAX		
STATE EQUALIZED TAX RATE		
Local District School Taxes	.85	481,288.00
Regional & Consolidated School Tax	.66	374,558.99
School Taxes in Municipal Budget		
County Taxes	.98	* 559,584.20
County Library Taxes		
Local Municipal Purpose Taxes		
Veteran & Seniar Citizen Taxes		1,308,880.00
Total Taxes for Rate Computation	2.49	2,724,311.19
Special District Taxes		
Bank Corp. Taxes		2,344.57
Added and Omitted Taxes		14,390.82
Total Taxes Levied - ABSTRACT		1,432,166.58
Total Taxes Billed		1,429,822.01
1980 TAXES COLLECTED		1,303,555.97
1980 Taxes Cancelled, Abated or Adjusted		
Transfer to Tax Title Liens or Foreclosed		
Balance Outstanding Dec. 31, 1980		126,266.04
PRIOR YEARS TAXES OUTSTANDING		
Balance January 1, 1980		108,336.35
Collected in 1980		105,688.32
Cancelled, Abated or Adjusted 1980		
Transfers to Tax Title Liens or Foreclosed		
Balance December 31, 1980		2,648.03
TAX TITLE LIENS OUTSTANDING		
Balance January 1, 1980		10,091.93
Transfer From Taxes		
Redeemed in 1980		8,982.32
Cancelled, Abated or Adjusted (1980)		
Transfers to Foreclosed Property		
Balance December 31, 1980		1,109.61
PROPERTY ACQUIRED BY DEED OR FORECLOSURE		
Balance January 1, 1980		15,000.00
Transfers From Taxes or Liens		
Sale for Cash (1980)		15,000.00
Cancelled, Abated or Adjusted (1980)		
Balance December 31, 1980		
CURRENT FINANCES DECEMBER 31, 1980		
ASSETS		
Cash Dec. 31, 1980		1,026,251.75
Taxes Receivable		128,914.07
Tax Title Liens		1,109.61
Foreclosed Property		
Emergencies & Other Deferred Charges		43,379.57
State and Federal Aid Receivable		39,117.27
Other Receivables		3,669.60
Total		1,242,441.87
LIABILITIES, RESERVES, AND SURPLUS		
Cash Liabilities		574,531.39
Reserves for Receivables		130,751.62
Surplus Dec. 31, 1980		537,158.86
Total		1,242,441.87

1980/3000

*Includes County Health Service Taxes or County Vocational School Taxes. See Table 13, pgs. 675, 676.

1106

Papulation 1970 10,080
Populatian 1980 10,893
S & P Rating
Maady Rating

General Tax Rate Per $100. 2.99
State Equalized Tax Rate 2.30

HOPEWELL TOWNSHIP — MERCER COUNTY

Form of Government:
Township Committee
Number of Members on Governing Body 5

PER CAPITA:		PER CENT:	
Grass Debt	185.38	Grass Debt	.60
Net Debt	96.42	Net Debt	.31
Debt Service	12.56	Tax Levy Collected	95.40
Total Tax Levy	800.66	Tax Levy Cancelled, Abated or Adjusted	.28
Municipal Expenditures	245.08		

EXPENDITURES	
GENERAL GOVERNMENT	
Governing Body & Public Boards	23,510.00
Municipal Clerk	24,892.00
Financial Administratian	38,636.00
Assessment af Taxes	41,188.22
Collectian af Taxes	26,483.25
Planning, Housing & Develapment	41,183.00
Human Resaurces	
Elections	7,329.99
General Administratian (ather)	248,246.00
JUDICIARY	
Municipal Caurts	60,073.00
PUBLIC SAFETY	
Fire Pratectian	34,490.00
Police Protectian	497,011.00
Civil Defense & Disaster Cantral	3,510.00
Enviranmental Inspectian & Cantral	43,590.00
Other Public Safety	
PUBLIC WORKS	
Streets and Drainage	614,825.98
Sewers and Sewage Processing	10,100.00
Garbage and Trash Dispasal	6,828.00
Public Buildings and Graunds	66,775.00
Other Public Warks	10,040.00
HEALTH and WELFARE	
Health Services Except Enviranmental	59,257.00
Welfare-Public Assistance	2,570.00
Hospitals, Clinics, First Aid	
Animal, Insect, & Radent Cantral	1,050.00
Other Welfare Services	
RECREATION and CONSERVATION	
Beaches and Baardwalks	
Parks, Playgraunds, Shade Trees	800.00
Land Reclamatian & Canservatian	1,050.00
Other Recreatianal Services	8,800.00
EDUCATION (excluding schaals)	
Libraries	
Other Educatianal Services	
STATUTORY EXPENDITURES	
Pensians & F. I. C. A.	131,577.15
Emplayee Fringe Benefits	53,633.00
Other Statutary Expenditures	5,082.00
CETA And Other Public Emplayment Pragrams	
MUNICIPAL FUNCTIONS TOTAL	2,062,530.59
CAPITAL IMPROVEMENTS *MEMO*	1,000.00
DEBT SERVICE	
Principal Payments	94,720.00
Interest Payments	42,058.01
DEFERRED CHARGES	14,650.31
SCHOOL, COUNTY, SPECIAL DISTRICT TAXES	8,183,489.14
RESERVE FOR UNCOLLECTED TAXES	455,720.30
EXPENDITURES TOTAL	10,853,168.35

REVENUES-REALIZED	
1980 Praperty Taxes Callected	8,305,342.73
1980 Payments in Lieu af Taxes	
Delinquent Tax & Lien Callectians	417,950.27
Business Persanalty Replacement Taxes	277,737.42
Taxes fram Public Utilities	734,234.00
Other Miscellaneaus Tax Revenues	
State Aid Revenues	86,996.72
Federal Aid Revenues	
State and Local Fiscal Assistance Act Utilized	59,878.98
Sale af Acquired Praperty	
Other Miscellaneaus Revenues	428,365.90
Total	10,310,506.02
Priar Years Surplus Appropriated	400,000.00
REVENUES TOTAL	10,710,506.02
Reserve For Uncallected Taxes	455,720.30
CAPITAL OUTLAY TOTAL	623,266.20
Public Enterprises	
Recreatian—Culture	
Public Warks	324,706.44
Buildings and Graunds	298,559.76
Library and Educatian	
Canservatian	
All Other	

CAPITAL DEBT AUTHORIZED, DECEMBER 31, 1980

ISSUED AND UNISSUED	GROSS DEBT	NET DEBT
Schaal	969,103	
Self-liquidating		
Other	1,050,260	1,050,260
Tatal	2,019,363	1,050,260

ISSUED AND OUTSTANDING	
Schaal	969,103.68
Self-Liquidating	
Other	945,760.00
Total	1,914,863.68
EQUALIZED VALUATION BASIS FOR NET DEBT COMPUTATION	335,641,778

REAL PROPERTY VALUATIONS

Code	Class	# af Parcels	% VAL'N	ASSESSED VALUATION
1	Vacant Land	495	2.02	5,783,000.00
2	Residential	2865	63.54	181,956,300.00
3	Farm	1190	15.73	45,032,100.00
4a	Cammercial	88	6.34	18,168,600.00
4b	Industrial	25	12.13	34,735,900.00
4c	Apartments	7	.24	674,400.00
Tatal		4670		286,350,300.00

Land Area 58.00 Sq. Miles

Net Valuatian Taxable-Municipal	288,738,191
Net Valuatian Taxable-Caunty	352,254,432
State Equalized Valuatian	373,358,450
State Equalizatian Ratia	77.19

1980 PROPERTY TAX		
STATE EQUALIZED TAX RATE →		
Local District School Taxes		
Regianal & Cansalidated Schaal Tax	1.28	4,806,089.35
Schaal Taxes in Municipal Budget		
Caunty Taxes	.86	3,228,401.84
Caunty Library Taxes	.04	148,997.95
Local Municipal Purpase Taxes	.12	460,018.17
Veteran & Senior Citizen Taxes		77,450.00
Total Taxes for Rate Computation	2.30	8,720,957.31
Special District Taxes		
Bank Carp. Taxes		5,620.23
Added and Omitted Taxes		72,448.77
Tatal Taxes Levied - ABSTRACT		8,721,576.31
Tatal Taxes Billed		8,705,720.68
1980 TAXES COLLECTED		8,305,342.73
1980 Taxes Cancelled, Abated ar Adjusted		24,632.03
Transfer ta Tax Title Liens ar Fareclased		13,644.20
Balance Outstanding Dec. 31, 1980		362,101.72
PRIOR YEARS TAXES OUTSTANDING		
Balance January 1, 1980		445,403.26
Callected in 1980		406,865.58
Cancelled, Abated ar Adjusted 1980		182.65
Transfers ta Tax Title Liens ar Fareclased		9,593.34
Balance December 31, 1980		28,761.69
TAX TITLE LIENS OUTSTANDING		
Balance January 1, 1980		15,278.58
Transfer Fram Taxes		23,237.54
Redeemed in 1980		11,084.69
Cancelled, Abated ar Adjusted (1980)		
Transfers ta Fareclased Praperty		
Balance December 31, 1980		27,431.43
PROPERTY ACQUIRED BY DEED OR FORECLOSURE		
Balance January 1, 1980		28,400.00
Transfers Fram Taxes ar Liens		
Sale far Cash (1980)		
Cancelled, Abated ar Adjusted (1980)		
Balance December 31, 1980		28,400.00

CURRENT FINANCES DECEMBER 31, 1980

ASSETS	
Cash Dec. 31, 1980	1,070,947.25
Taxes Receivable	390,863.41
Tax Title Liens	27,431.43
Fareclased Praperty	28,400.00
Emergencies & Other Deferred Charges	37,238.09
State and Federal Aid Receivable	2,172.45
Other Receivables	500,009.80
Total	2,057,062.43
LIABILITIES, RESERVES, AND SURPLUS	
Cash Liabilities	495,930.44
Reserves far Receivables	946,704.64
Surplus Dec. 31, 1980	614,427.35
Total	2,057,062.43

1319

Population 1970 21,920
Population 1980 25,065
S & P Rating
Moody Rating

General Tax Rate Per $100. 5.95
State Equalized Tax Rate 2.46

HOWELL TOWNSHIP — MONMOUTH COUNTY

Form of Government:
Township Committee
Number of Members on Governing Body 5

PER CAPITA:		PER CENT:	
Gross Debt	507.66	Gross Debt	3.41
Net Debt	175.66	Net Debt	1.18
Debt Service	16.05	Tax Levy Collected	93.46
Total Tax Levy	447.99	Tax Levy Cancelled, Abated or Adjusted	.04
Municipal Expenditures	239.47		

EXPENDITURES	
GENERAL GOVERNMENT	
Governing Body & Public Boards	1,000.00
Municipal Clerk	
Financial Administration	62,860.00
Assessment of Taxes	315,161.00
Collection of Taxes	44,941.00
Planning, Housing & Development	55,560.01
Human Resources	61,976.00
Elections	1,000.00
General Administration (other)	739,875.59
JUDICIARY	
Municipal Courts	81,328.00
PUBLIC SAFETY	
Fire Protection	3,500.00
Police Protection	1,497,039.00
Civil Defense & Disaster Control	
Environmental Inspection & Control	115,115.00
Other Public Safety	
PUBLIC WORKS	
Streets and Drainage	1,033,834.46
Sewers and Sewage Processing	
Garbage and Trash Disposal	
Public Buildings and Grounds	
Other Public Works	
HEALTH and WELFARE	
Health Services Except Environmental	141,792.00
Welfare-Public Assistance	25,900.00
Hospitals, Clinics, First Aid	
Animal, Insect, & Radent Control	
Other Welfare Services	
RECREATION and CONSERVATION	
Beaches and Boardwalks	
Parks, Playgrounds, Shade Trees	12,161.00
Land Reclamation & Conservation	2,270.00
Other Recreational Services	89,681.00
EDUCATION (excluding schools)	
Libraries	5,550.00
Other Educational Services	
STATUTORY EXPENDITURES	
Pensions & F. I. C. A.	282,000.00
Employee Fringe Benefits	133,500.00
Other Statutory Expenditures	10,000.00
CETA And Other Public Employment Programs	232,543.63
MUNICIPAL FUNCTIONS TOTAL	4,948,587.69
CAPITAL IMPROVEMENTS *MEMO*	150,000.00
DEBT SERVICE	
Principal Payments	248,800.00
Interest Payments	153,482.53
DEFERRED CHARGES	27,247.00
SCHOOL, COUNTY, SPECIAL DISTRICT TAXES	10,400,816.47
RESERVE FOR UNCOLLECTED TAXES	624,172.88
EXPENDITURES TOTAL	16,403,106.57

REVENUES-REALIZED		
1980 Property Taxes Collected		10,483,551.71
1980 Payments in Lieu of Taxes		
Delinquent Tax & Lien Collections		560,317.04
Business Personalty Replacement Taxes		240,647.40
Taxes from Public Utilities		2,768,047.00
Other Miscellaneous Tax Revenues		
State Aid Revenues		219,106.73
Federal Aid Revenues		205,787.42
State and Local Fiscal Assistance Act Utilized		393,659.50
Sale of Acquired Property		
Other Miscellaneous Revenues		921,432.45
	Total	15,792,549.25
Prior Years Surplus Appropriated		1,000,000.00
REVENUES	TOTAL	16,792,549.25
Reserve For Uncollected Taxes		624,172.88
CAPITAL OUTLAY	TOTAL	1,139,846.69
Public Enterprises		
Recreation—Culture		
Public Works		1,010,384.56
Buildings and Grounds		129,462.13
Library and Education		
Conservation		
All Other		

CAPITAL DEBT AUTHORIZED, DECEMBER 31, 1980

ISSUED AND UNISSUED	GROSS DEBT	NET DEBT
School	8,321,600	
Self-liquidating		
Other	4,402,825	4,402,825
Total	12,724,425	4,402,825

ISSUED AND OUTSTANDING	
School	8,133,848.28
Self-Liquidating	
Other	2,717,445.00
Total	10,851,293.28
EQUALIZED VALUATION BASIS FOR NET DEBT COMPUTATION	372,787,363

REAL PROPERTY VALUATIONS

Code	Class	# of Parcels	% VAL'N	ASSESSED VALUATION
1	Vacant Land	1506	3.89	6,798,360.00
2	Residential	6214	70.03	122,307,700.00
3	Farm	964	10.38	18,120,700.00
4a	Commercial	289	11.00	19,209,200.00
4b	Industrial	54	4.70	8,207,100.00
4c	Apartments			
Total		9027		174,643,060.00

Land Area 62.10 Sq. Miles

Net Valuation Taxable-Municipal	176,743,552
Net Valuation Taxable-County	403,031,705
State Equalized Valuation	424,356,432
State Equalization Ratio	41.36

1980 PROPERTY TAX		
STATE EQUALIZED TAX RATE		
Local District School Taxes	1.13	4,844,232.56
Regional & Consolidated School Tax	.66	2,823,374.33
School Taxes in Municipal Budget		
County Taxes	.52	2,242,956.02
County Library Taxes	.02	84,722.31
Local Municipal Purpose Taxes	.12	520,171.51
Veteran & Senior Citizen Taxes		187,190.00
Total Taxes for Rate Computation	2.45	10,702,646.73
Special District Taxes		405,531.25
Bank Corp. Taxes		11,984.60
Added and Omitted Taxes		295,930.20
Total Taxes Levied - ABSTRACT		11,228,902.78
Total Taxes Billed		11,216,918.28
1980 TAXES COLLECTED		10,483,551.71
1980 Taxes Cancelled, Abated or Adjusted		4,517.16
Transfer to Tax Title Liens or Foreclosed		54,367.49
Balance Outstanding Dec. 31, 1980		674,481.92

PRIOR YEARS TAXES OUTSTANDING	
Balance January 1, 1980	663,668.06
Collected in 1980	448,103.54
Cancelled, Abated or Adjusted 1980	672.71
Transfers to Tax Title Liens or Foreclosed	10,731.94
Balance December 31, 1980	204,159.87
TAX TITLE LIENS OUTSTANDING	
Balance January 1, 1980	452,453.67
Transfer From Taxes	66,854.33
Redeemed in 1980	112,213.50
Cancelled, Abated or Adjusted (1980)	
Transfers to Foreclosed Property	43,098.98
Balance December 31, 1980	363,995.52
PROPERTY ACQUIRED BY DEED OR FORECLOSURE	
Balance January 1, 1980	136,401.02
Transfers From Taxes or Liens	43,098.98
Sale for Cash (1980)	
Cancelled, Abated or Adjusted (1980)	
Balance December 31, 1980	179,500.00

CURRENT FINANCES DECEMBER 31, 1980	
ASSETS	
Cash Dec. 31, 1980	3,237,943.29
Taxes Receivable	878,641.79
Tax Title Liens	363,995.52
Foreclosed Property	179,500.00
Emergencies & Other Deferred Charges	280,000.00
State and Federal Aid Receivable	15,299.29
Other Receivables	105,999.25
Total	5,061,379.14
LIABILITIES, RESERVES, AND SURPLUS	
Cash Liabilities	2,059,802.96
Reserves for Receivables	1,429,053.91
Surplus Dec. 31, 1980	1,572,522.27
Total	5,061,379.14

2112

Population 1970 2,075
Population 1980 2,829
S & P Rating
Moody Rating

General Tax Rate Per $100. 2.70
State Equalized Tax Rate 2.06

INDEPENDENCE TOWNSHIP — WARREN COUNTY

Form of Government:
Township Committee
Number of Members on Governing Body 3

PER CAPITA:		PER CENT:	
Gross Debt	71.48	Gross Debt	.35
Net Debt	36.84	Net Debt	.18
Debt Service		Tax Levy Collected	88.35
Total Tax Levy	514.39	Tax Levy Cancelled, Abated or Adjusted	.71
Municipal Expenditures	185.63		

EXPENDITURES	
GENERAL GOVERNMENT	
Governing Body & Public Boards	
Municipal Clerk	
Financial Administration	7,500.00
Assessment of Taxes	68,284.02
Collection of Taxes	5,683.43
Planning, Housing & Development	8,845.33
Human Resources	
Elections	
General Administration (other)	74,905.18
JUDICIARY	
Municipal Courts	9,587.05
PUBLIC SAFETY	
Fire Protection	8,183.36
Police Protection	29,016.81
Civil Defense & Disaster Control	250.00
Environmental Inspection & Control	17,500.00
Other Public Safety	
PUBLIC WORKS	
Streets and Drainage	63,616.52
Sewers and Sewage Processing	5,000.00
Garbage and Trash Disposal	25,375.00
Public Buildings and Grounds	7,450.00
Other Public Works	2,000.00
HEALTH and WELFARE	
Health Services Except Environmental	100.00
Welfare-Public Assistance	10,977.10
Hospitals, Clinics, First Aid	
Animal, Insect, & Rodent Control	1,575.00
Other Welfare Services	
RECREATION and CONSERVATION	
Beaches and Boardwalks	
Parks, Playgrounds, Shade Trees	
Land Reclamation & Conservation	2,000.00
Other Recreational Services	16,508.04
EDUCATION (excluding schools)	
Libraries	
Other Educational Services	
STATUTORY EXPENDITURES	
Pensions & F. I. C. A.	13,362.46
Employee Fringe Benefits	3,567.26
Other Statutory Expenditures	1,000.00
CETA And Other Public Employment Programs	
MUNICIPAL FUNCTIONS TOTAL	382,286.56
CAPITAL IMPROVEMENTS *MEMO*	55,000.00
DEBT SERVICE	
Principal Payments	
Interest Payments	
DEFERRED CHARGES	5,420.24
SCHOOL, COUNTY, SPECIAL DISTRICT TAXES	1,239,755.51
RESERVE FOR UNCOLLECTED TAXES	137,427.99
EXPENDITURES TOTAL	1,764,890.30

REVENUES-REALIZED		
1980 Property Taxes Collected		1,288,925.11
1980 Payments in Lieu of Taxes		
Delinquent Tax & Lien Collections		101,046.49
Business Personalty Replacement Taxes		29,051.48
Taxes from Public Utilities		63,176.00
Other Miscellaneous Tax Revenues		
State Aid Revenues		15,464.87
Federal Aid Revenues		
State and Local Fiscal Assistance Act Utilized		17,973.00
Sale of Acquired Property		
Other Miscellaneous Revenues		98,077.24
	Total	1,613,714.19
Prior Years Surplus Appropriated		90,000.00
REVENUES	TOTAL	1,703,714.19
Reserve For Uncollected Taxes		137,427.99
CAPITAL OUTLAY	TOTAL	80,175.88
Public Enterprises		
Recreation—Culture		
Public Works		15,717.67
Buildings and Grounds		64,458.21
Library and Education		
Conservation		
All Other		

CAPITAL DEBT AUTHORIZED, DECEMBER 31, 1980

ISSUED AND UNISSUED	GROSS DEBT	NET DEBT
School	98,000	
Self-liquidating		
Other	104,219	104,219
Total	202,219	104,219
ISSUED AND OUTSTANDING		
School		98,000.00
Self-Liquidating		
Other		
Total		98,000.00
EQUALIZED VALUATION BASIS FOR NET DEBT COMPUTATION		57,549,943

REAL PROPERTY VALUATIONS

Code	Class	# of Parcels	% VAL'N	ASSESSED VALUATION
1	Vacant Land			
2	Residential	698	73.99	35,399,445.00
3	Farm	234	10.11	4,841,190.00
4a	Commercial	46	5.25	2,510,950.00
4b	Industrial	6	2.14	1,022,370.00
4c	Apartments	7	8.51	4,070,978.00
Total		991		47,844,933.00

Land Area 20.10 Sq. Miles

Net Valuation Taxable-Municipal	53,490,403
Net Valuation Taxable-County	63,615,780
State Equalized Valuation	69,718,320
State Equalization Ratio	76.50

1980 PROPERTY TAX		
STATE EQUALIZED TAX RATE		
Local District School Taxes	1.23	862,447.00
Regional & Consolidated School Tax		
School Taxes in Municipal Budget		
County Taxes	.51	* 358,569.81
County Library Taxes	.03	18,738.70
Local Municipal Purpose Taxes	.29	199,832.91
Veteran & Senior Citizen Taxes		21,020.00
Total Taxes for Rate Computation	2.06	1,460,608.42
Special District Taxes		
Bank Corp. Taxes		1,023.47
Added and Omitted Taxes		14,584.82
Total Taxes Levied - ABSTRACT		1,455,196.71
Total Taxes Billed		1,458,825.72
1980 TAXES COLLECTED		1,288,925.11
1980 Taxes Cancelled, Abated or Adjusted		10,379.11
Transfer to Tax Title Liens or Foreclosed		5,193.45
Balance Outstanding Dec. 31, 1980		154,328.05
PRIOR YEARS TAXES OUTSTANDING		
Balance January 1, 1980		102,674.63
Collected in 1980		98,399.70
Cancelled, Abated or Adjusted 1980		10.32
Transfers to Tax Title Liens or Foreclosed		3,249.54
Balance December 31, 1980		1,015.07
TAX TITLE LIENS OUTSTANDING		
Balance January 1, 1980		7,983.04
Transfer From Taxes		8,903.22
Redeemed in 1980		2,646.79
Cancelled, Abated or Adjusted (1980)		
Transfers to Foreclosed Property		
Balance December 31, 1980		14,239.47
PROPERTY ACQUIRED BY DEED OR FORECLOSURE		
Balance January 1, 1980		6,100.00
Transfers From Taxes or Liens		
Sale for Cash (1980)		
Cancelled, Abated or Adjusted (1980)		
Balance December 31, 1980		6,100.00
CURRENT FINANCES DECEMBER 31, 1980		
ASSETS		
Cash Dec. 31, 1980		649,453.11
Taxes Receivable		155,343.12
Tax Title Liens		14,239.47
Foreclosed Property		6,100.00
Emergencies & Other Deferred Charges		70,407.43
State and Federal Aid Receivable		301.30
Other Receivables		164.07
Total		896,008.50
LIABILITIES, RESERVES, AND SURPLUS		
Cash Liabilities		547,099.11
Reserves for Receivables		175,846.66
Surplus Dec. 31, 1980		173,062.73
Total		896,008.50

*Includes County Health Service Taxes or County Vocational School Taxes. See Table 13, pgs. 675, 676.

1320

Papulotion 1970 1,185
Papulation 1980 1,037
S & P Rating
Moody Rating

General Tox Rate Per $100. 3.63
State Equalized Tax Rote 1.40

INTERLAKEN BOROUGH — MONMOUTH COUNTY

Form of Government:
Borough Council
Number of Members on Governing Body 6

PER CAPITA:		PER CENT:	
Gross Debt	163.30	Gross Debt	.58
Net Debt	163.30	Net Debt	.59
Debt Service	28.93	Tox Levy Collected	98.82
Total Tax Levy	464.77	Tox Levy Cancelled, Abated or Adjusted	
Municipal Expenditures	398.50		

EXPENDITURES	
GENERAL GOVERNMENT	
Governing Body & Public Boards	
Municipal Clerk	
Financial Administration	4,228.00
Assessment of Taxes	17,055.00
Collection of Taxes	5,289.61
Planning, Housing & Development	410.00
Human Resources	
Elections	1,229.00
General Administrotion (other)	45,653.33
JUDICIARY	
Municipol Courts	2,737.14
PUBLIC SAFETY	
Fire Protection	16,103.00
Police Protection	93,769.00
Civil Defense & Disaster Control	
Environmental Inspection & Control	652.00
Other Public Safety	
PUBLIC WORKS	
Streets and Drainage	38,524.00
Sewers and Sewage Processing	21,958.40
Garbage and Trash Disposal	35,141.75
Public Buildings and Grounds	5,900.00
Other Public Works	
HEALTH and WELFARE	
Health Services Except Environmental	1,475.00
Welfare-Public Assistance	
Hospitals, Clinics, First Aid	400.00
Animal, Insect, & Rodent Control	
Other Welfare Services	
RECREATION and CONSERVATION	
Beaches and Boardwalks	
Parks, Playgrounds, Shade Trees	22,854.00
Land Reclamation & Conservation	
Other Recreational Services	
EDUCATION (excluding schools)	
Libraries	1,529.17
Other Educational Services	
STATUTORY EXPENDITURES	
Pensions & F. I. C. A.	23,548.32
Employee Fringe Benefits	4,100.00
Other Statutory Expenditures	851.60
CETA And Other Public Employment Programs	11,956.65
MUNICIPAL FUNCTIONS TOTAL	355,404.97
CAPITAL IMPROVEMENTS *MEMO*	2,100.00
DEBT SERVICE	
Principal Payments	22,814.00
Interest Payments	7,183.98
DEFERRED CHARGES	8,600.00
SCHOOL, COUNTY, SPECIAL DISTRICT TAXES	213,318.07
RESERVE FOR UNCOLLECTED TAXES	19,238.28
EXPENDITURES TOTAL	626,559.30

REVENUES-REALIZED		
1980 Property Taxes Collected		476,164.80
1980 Payments in Lieu of Taxes		
Delinquent Tax & Lien Collections		5,788.33
Business Personalty Replacement Taxes		14.00
Taxes from Public Utilities		58,674.00
Other Miscellaneous Tax Revenues		
State Aid Revenues		9,132.29
Federal Aid Revenues		13,850.51
State and Local Fiscal Assistance Act Utilized		5,641.90
Sale of Acquired Property		
Other Miscellaneous Revenues		12,972.16
	Total	582,237.99
Prior Years Surplus Appropriated		42,000.00
REVENUES	TOTAL	624,237.99
Reserve For Uncollected Taxes		19,238.28
CAPITAL OUTLAY	TOTAL	56,350.71
Public Enterprises		
Recreation—Culture		
Public Works		56,350.71
Buildings and Grounds		
Library and Education		
Conservation		
All Other		

CAPITAL DEBT AUTHORIZED, DECEMBER 31, 1980

ISSUED AND UNISSUED	GROSS DEBT	NET DEBT
School		
Self-liquidating		
Other	169,339	169,339
Total	169,339	169,339

ISSUED AND OUTSTANDING		
School		
Self-Liquidating		
Other		109,900.00
	Total	109,900.00
EQUALIZED VALUATION BASIS FOR NET DEBT COMPUTATION		29,295,031

REAL PROPERTY VALUATIONS

Code	Class	# of Parcels	% VAL'N	ASSESSED VALUATION
1	Vacant Land	15	.75	99,200.00
2	Residential	384	99.25	13,055,600.00
3	Farm			
4a	Commercial			
4b	Industrial			
4c	Apartments			
Total		399		13,154,800.00

Land Area	.38 Sq. Miles
Net Valuation Taxable-Municipal	13,205,670
Net Valuation Taxable-County	29,520,292
State Equalized Valuation	33,972,479
State Equalization Ratio	38.78

1980 PROPERTY TAX		
STATE EQUALIZED TAX RATE		
Local District School Taxes	.12	42,541.00
Regional & Consolidated School Tax		
School Taxes in Municipal Budget		
County Taxes	.48	164,561.76
County Library Taxes	.02	6,215.31
Local Municipal Purpose Taxes	.78	266,151.78
Veteran & Senior Citizen Taxes		9,030.00
Total Taxes for Rate Computation	1.40	488,499.85
Special District Taxes		
Bank Corp. Taxes		
Added and Omitted Taxes		2,497.92
Total Taxes Levied - ABSTRACT		481,967.77
Total Taxes Billed		481,863.40
1980 TAXES COLLECTED		476,164.80
1980 Taxes Cancelled, Abated or Adjusted		
Transfer to Tax Title Liens or Foreclosed		87.12
Balance Outstanding Dec. 31, 1980		5,611.48
PRIOR YEARS TAXES OUTSTANDING		
Balance January 1, 1980		5,867.63
Collected in 1980		5,788.33
Cancelled, Abated or Adjusted 1980		
Transfers to Tax Title Liens or Foreclosed		79.30
Balance December 31, 1980		
TAX TITLE LIENS OUTSTANDING		
Balance January 1, 1980		
Transfer From Taxes		294.42
Redeemed in 1980		
Cancelled, Abated or Adjusted (1980)		
Transfers to Foreclosed Property		
Balance December 31, 1980		294.42
PROPERTY ACQUIRED BY DEED OR FORECLOSURE		
Balance January 1, 1980		4,000.00
Transfers From Taxes or Liens		
Sale for Cash (1980)		
Cancelled, Abated or Adjusted (1980)		
Balance December 31, 1980		4,000.00

CURRENT FINANCES DECEMBER 31, 1980	
ASSETS	
Cash Dec. 31, 1980	108,394.48
Taxes Receivable	5,611.48
Tax Title Liens	294.42
Foreclosed Property	4,000.00
Emergencies & Other Deferred Charges	23,300.00
State and Federal Aid Receivable	
Other Receivables	1,697.36
Total	143,297.74
LIABILITIES, RESERVES, AND SURPLUS	
Cash Liabilities	42,239.34
Reserves for Receivables	11,504.22
Surplus Dec. 31, 1980	89,554.18
Total	143,297.74

0709

Papulation 1970 59,745
Papulation 1980 61,493
S & P Rating
Maady Rating A

General Tax Rate Per $100. 6.92
State Equalized Tax Rate 4.47

IRVINGTON TOWN – ESSEX COUNTY

Form of Government:
Mayor-Council Plan D (OMCL50)
Number of Members on Governing Body 7

PER CAPITA		PER CENT:	
Gross Debt	385.86	Gross Debt	5.21
Net Debt	211.91	Net Debt	2.86
Debt Service	30.41	Tax Levy Collected	94.21
Total Tax Levy	365.74	Tax Levy Cancelled, Abated or Adjusted	1.10
Municipal Expenditures	315.97		

EXPENDITURES	
GENERAL GOVERNMENT	
Governing Body & Public Baards	1,372,209.00
Municipal Clerk	83,318.00
Financial Administratian	247,625.00
Assessment af Taxes	91,873.00
Collectian of Taxes	120,773.00
Planning, Housing & Develapment	24,075.00
Human Resaurces	704,081.00
Elections	31,980.00
General Administration (ather)	1,001,969.00
JUDICIARY	
Municipal Caurts	201,175.05
PUBLIC SAFETY	
Fire Protectian	2,866,700.00
Police Protection	2,904,541.02
Civil Defense & Disaster Cantrol	29,285.00
Environmental Inspection & Cantral	38,643.00
Other Public Safety	109,574.00
PUBLIC WORKS	
Streets and Drainage	1,296,215.00
Sewers and Sewage Processing	1,163,005.34
Garbage and Trash Dispasal	78,000.00
Public Buildings and Graunds	425,801.00
Other Public Works	
HEALTH and WELFARE	
Health Services Except Environmental	149,257.00
Welfare-Public Assistance	71,541.00
Hospitals, Clinics, First Aid	
Animal, Insect, & Radent Control	19,293.00
Other Welfare Services	
RECREATION and CONSERVATION	
Beaches and Baardwalks	
Parks, Playgraunds, Shade Trees	205,837.00
Land Reclamation & Conservatian	2,750.00
Other Recreational Services	85,085.00
EDUCATION (excluding schaals)	
Libraries	345,000.00
Other Educational Services	10,250.00
STATUTORY EXPENDITURES	
Pensions & F. I. C. A.	1,936,802.00
Employee Fringe Benefits	500,800.00
Other Statutory Expenditures	40,000.00
CETA And Other Public Emplayment Programs	
MUNICIPAL FUNCTIONS TOTAL	16,157,457.41
CAPITAL IMPROVEMENTS *MEMO*	
DEBT SERVICE	
Principal Payments	1,345,650.00
Interest Payments	524,579.69
TYPE I SCHL DEBT *MEMO	463,534.00
DEFERRED CHARGES	24,411.82
SCHOOL, COUNTY, SPECIAL DISTRICT TAXES	13,306,793.15
RESERVE FOR UNCOLLECTED TAXES	1,378,000.00
EXPENDITURES TOTAL	32,736,892.07

REVENUES-REALIZED	
1980 Property Taxes Collected	21,177,798.23
1980 Payments in Lieu of Taxes	54,209.00
Delinquent Tax & Lien Collectians	712,782.69
Business Persanalty Replacement Taxes	724,901.00
Taxes fram Public Utilities	1,486,662.00
Other Miscellaneous Tax Revenues	
State Aid Revenues	1,785,271.22
Federal Aid Revenues	1,707,966.88
State and Local Fiscal Assistance Act Utilized	494,923.02
Sale of Acquired Praperty	104,150.24
Other Miscellaneaus Revenues	2,550,764.65
Tatal	30,799,428.93
Prior Years Surplus Appraapriated	2,200,000.00
REVENUES TOTAL	32,999,428.93
Reserve For Uncallected Taxes	1,378,000.00
CAPITAL OUTLAY TOTAL	566,754.54

Public Enterprises	
Recreation—Culture	3,283.00
Public Works	540,512.87
Buildings and Grounds	20,401.44
Library and Educatian	2,557.23
Conservation	
All Other	

CAPITAL DEBT AUTHORIZED, DECEMBER 31, 1980

ISSUED AND UNISSUED	GROSS DEBT	NET DEBT
School	6,687,000	
Self-liquidating		
Other	17,040,850	13,030,850
Total	23,727,850	13,030,850

ISSUED AND OUTSTANDING	
School	2,077,000.00
Self-Liquidating	
Other	7,500,850.00
Tatal	9,577,850.00
EQUALIZED VALUATION BASIS FOR NET DEBT COMPUTATION	455,028,488

REAL PROPERTY VALUATIONS

Cade	Class	# of Parcels	% VAL'N	ASSESSED VALUATION
1	Vacant Land	231	1.24	3,859,300.00
2	Residential	7925	56.64	175,869,100.00
3	Farm			
4a	Commercial	643	15.35	47,663,200.00
4b	Industrial	189	7.24	22,471,300.00
4c	Apartments	386	19.53	60,642,100.00
Total		9374		310,505,000.00

Land Area 2.80 Sq. Miles

Net Valuatian Taxable-Municipal	324,761,100
Net Valuatian Taxable-Caunty	480,861,853
State Equalized Valuatian	494,139,731
State Equalizatian Ratia	64.72

1980 PROPERTY TAX		
STATE EQUALIZED TAX RATE →		
Local District Schaal Taxes	1.40	7,049,704.50
Regianal & Cansalidated Schaal Tax		
School Taxes in Municipal Budget	.01	69,705.00
County Taxes	1.23	6,187,383.65
County Library Taxes		
Local Municipal Purpase Taxes	1.82	9,146,687.48
Veteran & Senior Citizen Taxes		251,310.00
Total Taxes for Rate Computation	4.46	22,704,790.63
Special District Taxes		
Bank Carp. Taxes		29,770.36
Added and Omitted Taxes		7,044.56
Total Taxes Levied - ABSTRACT		22,490,295.55
Tatal Taxes Billed		22,480,512.68
1980 TAXES COLLECTED		21,177,798.23
1980 Taxes Cancelled, Abated ar Adjusted		247,443.27
Transfer to Tax Title Liens ar Foreclased		134,930.54
Balance Outstanding Dec. 31, 1980		920,340.64
PRIOR YEARS TAXES OUTSTANDING		
Balance January 1, 1980		703,944.79
Collected in 1980		637,637.57
Cancelled, Abated ar Adjusted 1980		834.48
Transfers to Tax Title Liens or Foreclosed		64,607.20
Balance December 31, 1980		865.54
TAX TITLE LIENS OUTSTANDING		
Balance January 1, 1980		490,882.06
Transfer From Taxes		209,611.66
Redeemed in 1980		75,145.12
Cancelled, Abated or Adjusted (1980)		1,730.00
Transfers to Fareclased Praperty		
Balance Decèmber 31, 1980		623,618.60
PROPERTY ACQUIRED BY DEED OR FORECLOSURE		
Balance January 1, 1980		257,350.24
Transfers From Taxes or Liens		
Sale far Cash (1980)		
Cancelled, Abated or Adjusted (1980)		18,650.24
Balance December 31, 1980		238,700.00
CURRENT FINANCES DECEMBER 31, 1980		
ASSETS		
Cash Dec. 31, 1980		3,807,860.01
Taxes Receivable		921,206.18
Tax Title Liens		623,618.60
Fareclosed Property		238,700.00
Emergencies & Other Deferred Charges		1,151.45
State and Federal Aid Receivable		147,359.18
Other Receivables		799,710.94
Total		6,539,606.36
LIABILITIES, RESERVES, AND SURPLUS		
Cash Liabilities		1,813,365.86
Reserves far Receivables		2,583,235.70
Surplus Dec. 31, 1980		2,143,004.80
Total		6,539,606.36

1980/3000

* ABOVE DEBT SERVICE INCLUDES TYPE I SCHOOL DEBT

1510

Populotion 1970 1,400
Populotion 1980 1,575
S & P Roting
Moody Roting

Generol Tox Rote Per $100. 3.08
Stote Equolized Tax Rote 2.32

ISLAND HEIGHTS BOROUGH — OCEAN COUNTY

Form of Government:
Small Municipality Plan A (OMCL50)
Number of Members on Governing Body 7

PER CAPITA:		PER CENT:	
Gross Debt	482.30	Gross Debt	2.57
Net Debt	272.50	Net Debt	1.45
Debt Service	38.06	Tox Levy Collected	88.14
Totol Tox Levy	492.03	Tax Levy Concelled, Abated or Adjusted	
Municipol Expenditures	273.01		

EXPENDITURES		REVENUES-REALIZED		
GENERAL GOVERNMENT				
Governing Body & Public Boards				
Municipol Clerk		1980 Property Toxes Collected		682,482.11
Financiol Administratian	7,679.68	1980 Poyments in Lieu of Taxes		
Assessment of Taxes	3,710.00	Delinquent Tox & Lien Collections		58,565.41
Collection of Taxes	5,886.21	Business Personolty Replocement Taxes		5,714.75
Plonning, Housing & Development	2,322.63	Toxes from Public Utilities		53,987.00
Human Resources		Other Miscelloneous Tax Revenues		
Elections	885.63	Stote Aid Revenues		9,808.73
Generol Administrotion (other)	62,788.47	Federol Aid Revenues		4,526.08
JUDICIARY		State ond Local Fiscol Assistance Act Utilized		23,746.00
Municipol Courts	5,945.11	Sole of Acquired Property		
PUBLIC SAFETY		Other Miscellaneous Revenues		70,490.99
Fire Protection	2,500.00		Totol	909,321.07
Police Protection	62,262.26	Prior Yeors Surplus Appropriated		48,700.00
Civil Defense & Disoster Control		REVENUES	TOTAL	958,021.07
Environmentol Inspection & Control	3,002.09	Reserve For Uncollected Taxes		77,206.11
Other Public Safety		CAPITAL OUTLAY	TOTAL	15,522.52
PUBLIC WORKS				
Streets and Droinage	28,177.90	Public Enterprises		
Sewers and Sewoge Processing		Recreotion—Culture		
Gorboge ond Trosh Disposal	36,325.00	Public Works		15,522.52
Public Buildings and Grounds	13,844.72	Buildings ond Grounds		
Other Public Works	10,670.20	Librory and Education		
HEALTH and WELFARE		Conservotion		
Healtth Services Except Environmentol	1,407.16	All Other		
Welfore-Public Assistonce	821.00	CAPITAL DEBT AUTHORIZED, DECEMBER 31, 1980		
Hospitols, Clinics, First Aid	250.00	ISSUED AND UNISSUED	GROSS DEBT	NET DEBT
Animal, Insect, & Rodent Control		School	249,115	
Other Welfore Services		Self-liquidoting	60,000	27,659
RECREATION and CONSERVATION		Other	450,500	401,526
Beoches and Boardwalks	11,100.85	Total	759,615	429,186
Porks, Playgrounds, Shade Trees	3,398.95			
Lond Reclomotion & Conservotion	85.00	ISSUED AND OUTSTANDING		
Other Recreationol Services	1,466.53	School		249,115.76
EDUCATION (excluding schools)		Self-Liquidating		55,000.00
Librories	636.99	Other		450,500.00
Other Educationol Services			Total	754,615.76
STATUTORY EXPENDITURES		EQUALIZED VALUATION BASIS		
Pensions & F. I. C. A.	14,693.81	FOR NET DEBT COMPUTATION		29,556,912
Employee Fringe Benefits	2,102.10	REAL PROPERTY VALUATIONS		
Other Stotutory Expenditures	1,500.00	Code Class	# of Parcels	% VAL'N	ASSESSED VALUATION
CETA And Other Public Employment Programs	4,918.75	1 Vocant Land	114	4.39	1,093,500.00
MUNICIPAL FUNCTIONS TOTAL	288,391.04	2 Residential	650	85.21	21,222,200.00
CAPITAL IMPROVEMENTS *MEMO*	2,000.00	3 Farm			
DEBT SERVICE		4a Commercial	28	10.12	2,519,700.00
Principol Payments	30,000.00	4b Industrial			
Interest Payments	29,950.00	4c Aportments	1	.28	70,100.00
		Total	793		24,905,500.00
DEFERRED CHARGES	4,440.00	Land Area	.60 Sq. Miles		
SCHOOL, COUNTY, SPECIAL DISTRICT TAXES	591,582.17	Net Voluation Taxable-Municipal			25,097,654
RESERVE FOR UNCOLLECTED TAXES	77,206.11	Net Valuotion Taxable-County			30,995,096
EXPENDITURES TOTAL	1,021,569.32	State Equalized Valuation			33,210,184
		Stote Equalizotion Rotia			75.43

1980 PROPERTY TAX		
STATE EQUALIZED TAX RATE →		
Locol District School Taxes	.89	296,210.00
Regionol & Consolidoted School Tax	.45	148,585.19
School Taxes in Municipol Budget		
County Toxes	.42	* 138,890.65
County Library Toxes	.02	7,896.33
Locol Municipol Purpose Taxes	.54	180,000.00
Veteron & Senior Citizen Taxes		19,470.00
Totol Toxes for Rote Computotion	2.32	791,052.17
Speciol District Taxes		
Bank Corp. Taxes		635.98
Added and Omitted Toxes		2,733.96
Total Taxes Levied - ABSTRACT		774,952.11
Total Taxes Billed		774,316.13
1980 TAXES COLLECTED		682,482.11
1980 Toxes Concelled, Aboted or Adjusted		
Tronsfer to Tox Title Liens or Foreclosed		
Bolonce Outstanding Dec. 31, 1980		91,834.02
PRIOR YEARS TAXES OUTSTANDING		
Bolonce Jonuory 1, 1980		65,978.37
Collected in 1980		58,565.41
Concelled, Abated or Adjusted 1980		
Transfers to Tox Title Liens or Foreclosed		
Bolonce December 31, 1980		7,412.96
TAX TITLE LIENS OUTSTANDING		
Bolonce Jonuary 1, 1980		6,331.91
Tronsfer From Taxes		
Redeemed in 1980		
Concelled, Aboted or Adjusted (1980)		
Transfers to Foreclosed Property		
Bolonce December 31, 1980		6,331.91
PROPERTY ACQUIRED BY DEED OR FORECLOSURE		
Balance January 1, 1980		
Transfers From Taxes or Liens		
Sale for Cash (1980)		
Cancelled, Abated or Adjusted (1980)		
Balance December 31, 1980		
CURRENT FINANCES DECEMBER 31, 1980		
ASSETS		
Cosh Dec. 31, 1980		305,250.28
Taxes Receivable		99,246.98
Tax Title Liens		6,331.91
Foreclosed Property		
Emergencies & Other Deferred Charges		6,840.72
Stote and Federol Aid Receivoble		
Other Receivables		1,224.76
Total		418,894.65
LIABILITIES, RESERVES, AND SURPLUS		
Cash Liobilities		264,431.11
Reserves for Receivables		106,803.65
Surplus Dec. 31, 1980		47,659.89
Total		418,894.65

1980/3000

*Includes County Health Service Taxes or County Vocational School Taxes. See Table 13, pgs. 675,676.

1511

Popolution 1970 18,795
Population 1980 25,644
S & P Rating
Moody Roting BAA

Generol Tax Rate Per $100. 3.12
Stote Equolized Tox Rate 2.55

JACKSON TOWNSHIP — OCEAN COUNTY

Form of Government:
Township Committee
Number of Members on Governing Body 5

PER CAPITA		PER CENT:	
Gross Debt	812.17	Gross Debt	5.82
Net Debt	125.65	Net Debt	.90
Debt Service	24.57	Tax Levy Collected	90.39
Total Tax Levy	439.27	Tax Levy Concelled, Abated or Adjusted	75
Municipol Expenditures	248.28		

EXPENDITURES	
GENERAL GOVERNMENT	
Governing Body & Public Boards	980.00
Municipol Clerk	
Finoncial Administration	63,038.37
Assessment of Toxes	112,896.36
Collection of Toxes	129,045.07
Plonning, Housing & Develapment	49,580.00
Human Resources	
Elections	2,247.00
General Administration (other)	657,857.78
JUDICIARY	
Municipal Courts	50,999.36
PUBLIC SAFETY	
Fire Protection	
Police Protection	1,572,968.47
Civil Defense & Disaster Control	518.00
Environmental Inspection & Control	99,880.13
Other Public Safety	
PUBLIC WORKS	
Streets and Drainoge	510,933.13
Sewers and Sewoge Processing	
Garbage ond Trash Disposol	43,333.53
Public Buildings and Grounds	193,170.92
Other Public Works	288,849.11
HEALTH ond WELFARE	
Health Services Except Enviranmental	30,807.23
Welfare-Public Assistance	53,416.17
Hospitols, Clinics, First Aid	17,500.00
Animal, Insect, & Rodent Control	7,930.00
Other Welfore Services	
RECREATION and CONSERVATION	
Beaches and Boardwolks	
Parks, Playgrounds, Shade Trees	300.00
Land Reclamotion & Conservation	2,760.00
Other Recreotional Services	76,939.65
EDUCATION (excluding schools)	
Libraries	
Other Educotionol Services	415.00
STATUTORY EXPENDITURES	
Pensions & F. I. C. A.	386,070.00
Employee Fringe Benefits	164,572.00
Other Statutory Expenditures	16,000.00
CETA And Other Public Employment Pragroms	52,412.00
MUNICIPAL FUNCTIONS TOTAL	4,585,419.28
CAPITAL IMPROVEMENTS *MEMO*	47,938.00
DEBT SERVICE	
Principal Payments	396,683.00
Interest Payments	233,510.00
DEFERRED CHARGES	40,775.20
SCHOOL, COUNTY, SPECIAL DISTRICT TAXES	8,883,515.82
RESERVE FOR UNCOLLECTED TAXES	1,110,457.74
EXPENDITURES TOTAL	15,250,361.04

REVENUES-REALIZED	
1980 Property Toxes Collected	10,173,027.05
1980 Payments in Lieu of Taxes	
Delinquent Tax & Lien Collections	855,751.76
Business Personolty Replocement Toxes	128,908.68
Taxes from Public Utilities	888,888.03
Other Miscelloneous Tox Revenues	
Stote Aid Revenues	265,096.78
Federal Aid Revenues	32,145.74
State ond Local Fiscal Assistonce Act Utilized	614,295.00
Sale of Acquired Property	55,304.47
Other Miscellaneous Revenues	759,818.28
Total	13,773,235.79
Prior Years Surplus Appropriated	1,000,000.00
REVENUES TOTAL	14,773,235.79
Reserve For Uncollected Taxes	1,110,457.74
CAPITAL OUTLAY TOTAL	1,329,996.48
Public Enterprises	400,704.76
Recreation—Culture	1,232.90
Public Works	888,115.48
Buildings ond Grounds	38,795.89
Library and Educotion	1,147.45
Conservation	
All Other	

CAPITAL DEBT AUTHORIZED, DECEMBER 31, 1980

ISSUED AND UNISSUED	GROSS DEBT	NET DEBT
School	16,145,000	
Self-liquidating	1,395,000	
Other	3,287,352	3,222,208
Total	20,827,352	3,222,208

ISSUED AND OUTSTANDING	
School	11,245,000.00
Self-Liquidating	1,395,000.00
Other	3,216,102.50
Totol	15,856,102.50
EQUALIZED VALUATION BASIS FOR NET DEBT COMPUTATION	358,087,050

REAL PROPERTY VALUATIONS

Code	Class	# of Parcels	% VAL'N	ASSESSED VALUATION
1	Vocant Land	4089	15.50	51,544,975.00
2	Residential	6055	66.24	220,222,100.00
3	Farm	134	.75	2,506,080.00
4a	Commercial	142	13.66	45,401,140.00
4b	Industrial	8	.54	1,811,750.00
4c	Apartments	7	3.30	10,985,300.00
Totol		10435		332,471,345.00

Land Area 100.30 Sq. Miles

Net Valuotion Taxoble-Municipol	336,918,330
Net Valuotion Taxoble-County	380,667,131
State Equolized Valuotion	410,394,903
Stote Equolization Rotio	81.90

1980 PROPERTY TAX		
STATE EQUALIZED TAX RATE →		
Local District School Taxes	1.61	6,635,740.25
Regionol & Consolidated School Tax		
School Toxes in Municipal Budget		
County Taxes	.41	* 1,675,570.32
County Library Taxes	.02	95,454.25
Locol Municipal Purpose Taxes	.51	2,082,036.19
Veteron & Senior Citizen Toxes		153,655.00
Totol Toxes for Rote Computotion	2.55	10,642,456.01
Special District Toxes		476,751.00
Bonk Corp. Toxes		9,604.32
Added ond Omitted Taxes		289,546.86
Total Taxes Levied - ABSTRACT		11,264,703.19
Total Taxes Billed		11,255,098.87
1980 TAXES COLLECTED		10,173,027.05
1980 Taxes Cancelled, Abated or Adjusted		84,650.69
Transfer to Tax Title Liens or Foreclosed		269,199.68
Balance Outstanding Dec. 31, 1980		728,221.45
PRIOR YEARS TAXES OUTSTANDING		
Balance January 1, 1980		838,844.16
Collected in 1980		524,749.60
Cancelled, Abated or Adjusted 1980		
Transfers to Tax Title Liens or Foreclosed		246,586.57
Balance December 31, 1980		67,507.99
TAX TITLE LIENS OUTSTANDING		
Balance January 1, 1980		475,295.31
Transfer From Taxes		508,289.58
Redeemed in 1980		331,002.16
Cancelled, Abated or Adjusted (1980)		353.64
Transfers to Foreclosed Property		
Balance December 31, 1980		652,229.09
PROPERTY ACQUIRED BY DEED OR FORECLOSURE		
Balance January 1, 1980		1,046,969.47
Transfers From Taxes or Liens		21,703.17
Sale for Cash (1980)		55,304.57
Cancelled, Abated or Adjusted (1980)		347,745.43
Balance December 31, 1980		675,622.64

CURRENT FINANCES DECEMBER 31, 1980 ASSETS	
Cash Dec. 31, 1980	1,715,883.27
Taxes Receivable	795,729.44
Tax Title Liens	652,229.09
Foreclosed Property	675,622.64
Emergencies & Other Deferred Charges	23,225.00
State ond Federal Aid Receivable	15,293.43
Other Receivables	427,484.18
Total	4,305,467.05
LIABILITIES, RESERVES, AND SURPLUS	
Cash Liabilities	750,106.94
Reserves for Receivables	2,566,358.78
Surplus Dec. 31, 1980	989,001.33
Total	4,305,467.05

*Includes County Health Service Taxes or County Vocational School Taxes. See Table 13, pgs. 675, 676.

1208

Population 1970 4,590
Population 1980 4,114
S & P Rating
Moody Rating

General Tax Rate Per $100. 3.49
State Equalized Tax Rate 2.93

JAMESBURG BOROUGH – MIDDLESEX COUNTY

Form of Government:
Borough Council
Number of Members on Governing Body 6

PER CAPITA:		PER CENT:	
Gross Debt	119.95	Gross Debt	1.01
Net Debt	112.66	Net Debt	.95
Debt Service	17.57	Tax Levy Collected	94.02
Totol Tax Levy	407.44	Tax Levy Cancelled, Abated or Adjusted	.60
Municipal Expenditures	228.38		

EXPENDITURES	
GENERAL GOVERNMENT	
Governing Body & Public Boards	
Municipal Clerk	
Finoncial Administration	18,535.04
Assessment of Taxes	4,999.96
Collection of Taxes	9,600.00
Planning, Housing & Development	7,440.00
Human Resources	2,000.00
Elections	1,200.00
Generol Administrotion (other)	138,659.99
JUDICIARY	
Municipal Courts	6,665.00
PUBLIC SAFETY	
Fire Protection	26,800.00
Police Protection	211,834.00
Civil Defense & Disaster Control	645.00
Environmental Inspection & Control	2,400.00
Other Public Safety	
PUBLIC WORKS	
Streets and Drainage	63,150.00
Sewers and Sewage Processing	57,165.00
Garbage and Trash Disposal	73,308.00
Public Buildings and Grounds	7,851.84
Other Public Works	10,100.04
HEALTH and WELFARE	
Health Services Except Environmentol	4,365.00
Welfore-Public Assistonce	2,120.00
Hospitals, Clinics, First Aid	
Animal, Insect, & Rodent Control	4,309.96
Other Welfare Services	
RECREATION and CONSERVATION	
Beaches and Boardwalks	
Parks, Playgrounds, Shade Trees	650.00
Land Reclamation & Conservotion	
Other Recreationol Services	14,440.00
EDUCATION (excluding schools)	
Libraries	2,000.00
Other Educationol Services	
STATUTORY EXPENDITURES	
Pensions & F. I. C. A.	39,909.00
Employee Fringe Benefits	
Other Statutory Expenditures	1,500.00
CETA And Other Public Employment Programs	18,000.00
MUNICIPAL FUNCTIONS TOTAL	729,687.83
CAPITAL IMPROVEMENTS *MEMO*	
DEBT SERVICE	
Principol Poyments	50,000.00
Interest Payments	22,280.00
DEFERRED CHARGES	6,360.00
SCHOOL, COUNTY, SPECIAL DISTRICT TAXES	1,274,437.95
RESERVE FOR UNCOLLECTED TAXES	131,227.28
EXPENDITURES TOTAL	2,213,993.06

REVENUES-REALIZED		
1980 Property Taxes Collected		1,572,425.66
1980 Payments in Lieu of Taxes		
Delinquent Tox & Lien Collections		100,639.28
Business Personalty Replacement Taxes		36,795.80
Taxes from Public Utilities		131,727.00
Other Miscellaneous Tax Revenues		
State Aid Revenues		105,485.21
Federal Aid Revenues		6,899.86
Stote and Local Fiscal Assistance Act Utilized		49,477.00
Sale of Acquired Property		
Other Miscellaneous Revenues		69,280.90
	Total	2,072,730.71
Prior Years Surplus Appropriated		60,000.00
REVENUES	TOTAL	2,132,730.71
Reserve For Uncollected Taxes		131,227.28
CAPITAL OUTLAY	TOTAL	57,552.65
Public Enterprises		
Recreation—Culture		
Public Works		57,552.65
Buildings and Grounds		
Library and Education		
Conservation		
All Other		

CAPITAL DEBT AUTHORIZED, DECEMBER 31, 1980

ISSUED AND UNISSUED	GROSS DEBT	NET DEBT
School	30,000	
Self-liquidating		
Other	463,492	463,492
Total	493,492	463,492
ISSUED AND OUTSTANDING		
School		30,000.00
Self-Liquidoting		
Other		394,000.00
Total		424,000.00
EQUALIZED VALUATION BASIS FOR NET DEBT COMPUTATION		48,879,525

REAL PROPERTY VALUATIONS

Code	Class	# of Porcels	% VAL'N	ASSESSED VALUATION
1	Vacant Land	157	2.44	1,114,800.00
2	Residentiol	953	75.51	34,512,600.00
3	Farm			
4a	Commercial	73	13.20	6,034,400.00
4b	Industrial	3	1.23	564,100.00
4c	Apartments	18	7.61	3,480,400.00
Total		1204		45,706,300.00

Land Area .87 Sq. Miles

Net Valuation Taxable-Municipal	47,136,879
Net Valuation Taxable-County	53,892,483
State Equolized Valuation	55,717,020
State Equalization Ratio	84.21

1980 PROPERTY TAX		
STATE EQUALIZED TAX RATE	1.73	
Local District School Taxes		970,037.40
Regional & Consolidated School Tax		
School Taxes in Municipal Budget		
County Taxes	.54	304,400.55
County Library Taxes		
Local Municipal Purpose Taxes	.66	368,818.65
Veteran & Senior Citizen Taxes		27,160.00
Totol Taxes for Rote Computotion	2.93	1,670,416.60
Special District Taxes		
Bank Corp. Taxes		4,795.31
Added and Omitted Taxes		28,153.83
Total Taxes Levied - ABSTRACT		1,676,205.74
Totol Taxes Billed		1,672,468.83
1980 TAXES COLLECTED		1,572,425.66
1980 Taxes Cancelled, Abated or Adjusted		10,064.02
Transfer to Tax Title Liens or Foreclosed		2,128.90
Balance Outstanding Dec. 31, 1980		87,850.25
PRIOR YEARS TAXES OUTSTANDING		
Balance January 1, 1980		98,833.08
Collected in 1980		86,549.81
Cancelled, Abated or Adjusted 1980		
Transfers to Tax Title Liens or Foreclosed		
Balance December 31, 1980		12,283.27
TAX TITLE LIENS OUTSTANDING		
Balance January 1, 1980		18,785.45
Transfer From Taxes		2,128.90
Redeemed in 1980		14,089.47
Cancelled, Abated or Adjusted (1980)		
Transfers to Foreclosed Property		
Balance December 31, 1980		6,824.88
PROPERTY ACQUIRED BY DEED OR FORECLOSURE		
Balance January 1, 1980		112,000.00
Transfers From Taxes or Liens		
Sale for Cash (1980)		
Cancelled, Abated or Adjusted (1980)		
Balance December 31, 1980		112,000.00

CURRENT FINANCES DECEMBER 31, 1980	
ASSETS	
Cash Dec. 31, 1980	333,026.03
Taxes Receivable	100,133.52
Tax Title Liens	6,824.88
Foreclosed Property	112,000.00
Emergencies & Other Deferred Charges	38,494.08
State and Federal Aid Receivoble	2,276.66
Other Receivables	73,861.13
Total	666,616.30
LIABILITIES, RESERVES, AND SURPLUS	
Cash Liabilities	204,450.81
Reserves for Receivables	292,819.53
Surplus Dec. 31, 1980	169,345.96
Total	666,616.30

1414

Population 1970 14,210
Population 1980 16,413
S & P Rating
Moody Rating

General Tax Rate Per $100. 3.76
State Equalized Tax Rate 2.25

JEFFERSON TOWNSHIP — MORRIS COUNTY

Form of Government:
Mayor-Council Plan E (OMCL50)
Number of Members on Governing Body 5

PER CAPITA:		PER CENT:	
Gross Debt	474.36	Gross Debt	2.52
Net Debt	152.21	Net Debt	.81
Debt Service	12.94	Tax Levy Collected	93.79
Total Tax Levy	503.33	Tax Levy Cancelled, Abated or Adjusted	.15
Municipal Expenditures	251.86		

EXPENDITURES	
GENERAL GOVERNMENT	
Governing Body & Public Boards	73,665.23
Municipal Clerk	
Financial Administration	50,154.00
Assessment of Taxes	31,379.00
Collection of Taxes	57,239.00
Planning, Housing & Development	39,001.00
Human Resources	11,165.00
Elections	
General Administration (other)	527,302.95
JUDICIARY	
Municipal Courts	28,114.00
PUBLIC SAFETY	
Fire Protection	79,642.00
Police Protection	847,448.77
Civil Defense & Disaster Control	6,300.00
Environmental Inspection & Control	49,667.00
Other Public Safety	
PUBLIC WORKS	
Streets and Drainage	765,994.17
Sewers and Sewage Processing	
Garboge and Trash Disposal	
Public Buildings and Grounds	98,823.03
Other Public Works	81,571.00
HEALTH and WELFARE	
Health Services Except Enviranmental	121,582.00
Welfare-Public Assistance	15,944.00
Hospitals, Clinics, First Aid	3,000.00
Animal, Insect, & Radent Control	12,907.00
Other Welfare Services	
RECREATION and CONSERVATION	
Beaches and Baardwalks	
Parks, Playgrounds, Shade Trees	40,000.00
Land Reclamation & Conservation	3,930.00
Other Recreational Services	54,223.80
EDUCATION (excluding schools)	
Libraries	38,000.00
Other Educational Services	925.00
STATUTORY EXPENDITURES	
Pensions & F. I. C. A.	224,899.28
Employee Fringe Benefits	
Other Statutory Expenditures	
CETA And Other Public Employment Programs	80,741.00
MUNICIPAL FUNCTIONS TOTAL	3,343,618.23
CAPITAL IMPROVEMENTS *MEMO*	2,250.00
DEBT SERVICE	
Principal Payments	35,000.00
Interest Payments	177,350.06
DEFERRED CHARGES	25,050.00
SCHOOL, COUNTY, SPECIAL DISTRICT TAXES	6,779,338.82
RESERVE FOR UNCOLLECTED TAXES	552,769.66
EXPENDITURES TOTAL	10,913,126.77

REVENUES-REALIZED		
1980 Property Taxes Collected		7,744,781.82
1980 Payments in Lieu of Taxes		11,616.33
Delinquent Tax & Lien Collections		360,409.51
Business Personalty Replacement Taxes		63,152.56
Taxes from Public Utilities		1,028,475.00
Other Miscellaneous Tax Revenues		
State Aid Revenues		123,834.26
Federal Aid Revenues		34,606.21
State and Local Fiscal Assistance Act Utilized		258,408.98
Sale of Acquired Property		7,860.00
Other Miscellaneous Revenues		412,937.42
	Total	10,046,082.09
Prior Years Surplus Appropriated		675,000.00
REVENUES	TOTAL	10,721,082.09
Reserve For Uncollected Taxes		552,769.66
CAPITAL OUTLAY	TOTAL	1,377,326.04
Public Enterprises		656,024.65
Recreation—Culture		
Public Works		176,899.95
Buildings and Grounds		136,441.43
Library and Education		407,960.01
Conservation		
All Other		

CAPITAL DEBT AUTHORIZED, DECEMBER 31, 1980

ISSUED AND UNISSUED	GROSS DEBT	NET DEBT
School	4,341,000	
Self-liquidating	940,000	
Other	2,504,630	2,498,154
Total	7,785,630	2,498,154

ISSUED AND OUTSTANDING	
School	4,341,000.00
Self-Liquidating	940,000.00
Other	2,504,630.00
Total	7,785,630.00
EQUALIZED VALUATION BASIS FOR NET DEBT COMPUTATION	308,746,462

REAL PROPERTY VALUATIONS

Code	Class	# of Parcels	% VAL'N	ASSESSED VALUATION
1	Vacant Land	2113	9.58	20,036,890.00
2	Residential	5614	82.68	172,936,900.00
3	Farm	12	.07	167,000.00
4a	Commercial	160	6.64	13,885,600.00
4b	Industrial	9	.41	863,400.00
4c	Apartments	7	.60	1,263,500.00
Total		7915		209,153,290.00

Land Area 41.20 Sq. Miles

Net Valuation Taxable-Municipal	211,712,959
Net Valuation Taxable-County	335,301,194
State Equalized Valuation	350,858,353
State Equalization Ratio	60.05

1980 PROPERTY TAX		
STATE EQUALIZED TAX RATE →	1.49	
Local District School Taxes		5,270,648.50
Regional & Consolidated School Tax		
School Taxes in Municipal Budget		
County Taxes	.34	1,214,131.16
County Library Taxes	.01	49,489.49
Local Municipal Purpose Taxes	.40	1,421,700.00
Veteran & Senior Citizen Taxes		109,140.00
Total Taxes for Rate Computation	2.24	8,065,109.15
Special District Taxes		245,069.67
Bank Corp. Taxes		7,852.51
Added and Omitted Taxes		52,182.03
Total Taxes Levied - ABSTRACT		8,261,073.36
Total Taxes Billed		8,257,658.96
1980 TAXES COLLECTED		7,744,781.82
1980 Taxes Cancelled, Abated or Adjusted		12,317.17
Transfer to Tax Title Liens or Foreclosed		90,496.87
Balance Outstanding Dec. 31, 1980		410,063.10
PRIOR YEARS TAXES OUTSTANDING		
Balance January 1, 1980		538,237.12
Collected in 1980		284,571.86
Cancelled, Abated or Adjusted 1980		1,744.57
Transfers to Tax Title Liens or Foreclosed		1,698.98
Balance December 31, 1980		250,221.71
TAX TITLE LIENS OUTSTANDING		
Balance January 1, 1980		410,271.45
Transfer From Taxes		92,436.20
Redeemed in 1980		75,787.27
Cancelled, Abated or Adjusted (1980)		54,210.33
Transfers to Foreclosed Property		
Balance December 31, 1980		372,710.05
PROPERTY ACQUIRED BY DEED OR FORECLOSURE		
Balance January 1, 1980		154,000.00
Transfers From Taxes or Liens		
Sale for Cash (1980)		7,500.00
Cancelled, Abated or Adjusted (1980)		35,000.00
Balance December 31, 1980		111,500.00
CURRENT FINANCES DECEMBER 31, 1980		
ASSETS		
Cash Dec. 31, 1980		1,361,091.13
Taxes Receivable		660,284.81
Tax Title Liens		372,710.05
Foreclosed Property		111,500.00
Emergencies & Other Deferred Charges		75,000.00
State and Federal Aid Receivable		
Other Receivables		126,690.61
Total		2,707,276.60
LIABILITIES, RESERVES, AND SURPLUS		
Cash Liabilities		509,805.64
Reserves for Receivables		1,271,185.47
Surplus Dec. 31, 1980		926,285.49
Total		2,707,276.60

0906

Papulation 1970 260,895
Papulation 1980 223,532
S & P Rating BBB+
Maady Rating BAA-1

General Tax Rate Per $100. 9.90
State Equalized Tax Rate 5.64

JERSEY CITY — HUDSON COUNTY

Form of Government:
Mayor-Council Plan C (OMCL50)
Number of Members on Governing Body 9

PER CAPITA:		PER CENT:	
Grass Debt	640.62	Grass Debt	10.80
Net Debt	186.00	Net Debt	3.14
Debt Service	52.47	Tax Levy Collected	87.56
Total Tax Levy	355.97	Tax Levy Cancelled, Abated or Adjusted	2.05
Municipal Expenditures	629.94		

EXPENDITURES	
GENERAL GOVERNMENT	
Gaverning Body & Public Boards	651,129.00
Municipal Clerk	188,593.00
Financial Administration	638,780.00
Assessment af Taxes	251,271.00
Callectian af Taxes	439,849.00
Planning, Hausing & Development	1,157,154.00
Human Resaurces	3,562,466.29
Electians	39,827.00
General Administratian (other)	5,404,844.00
JUDICIARY	
Municipal Caurts	1,008,263.00
PUBLIC SAFETY	
Fire Pratectian	19,105,518.00
Palice Pratectian	22,963,154.00
Civil Defense & Disaster Control	22,845.00
Environmental Inspectian & Cantral	465,608.00
Other Public Safety	
PUBLIC WORKS	
Streets and Drainage	4,866,303.00
Sewers and Sewage Processing	1,256,801.00
Garbage and Trash Dispasal	4,683,969.00
Public Buildings and Graunds	1,784,601.00
Other Public Warks	2,716,920.00
HEALTH and WELFARE	
Health Services Except Environmental	5,014,142.20
Welfare-Public Assistance	2,330,611.59
Haspitals, Clinics, First Aid	2,000,000.00
Animal, Insect, & Rodent Cantrol	175,814.00
Other Welfare Services	
RECREATION and CONSERVATION	
Beaches and Boardwalks	
Parks, Playgraunds, Shade Trees	2,271,646.00
Land Reclamatian & Canservatian	
Other Recreatianal Services	8,500.00
EDUCATION (excluding schools)	
Libraries	2,044,435.00
Other Educational Services	33,729.00
STATUTORY EXPENDITURES	
Pensians & F. I. C. A.	12,717,152.00
Employee Fringe Benefits	5,711,500.00
Other Statutory Expenditures	241,638.00
CETA And Other Public Employment Programs	12,580,044.00
MUNICIPAL FUNCTIONS TOTAL	116,737,107.08
CAPITAL IMPROVEMENTS *MEMO*	400,000.00
DEBT SERVICE	
Principal Payments	6,490,500.00
Interest Payments	5,239,062.13
TYPE I SCHL DEBT *MEMO	5,713,273.38
DEFERRED CHARGES	1,484,722.00
SCHOOL, COUNTY, SPECIAL DISTRICT TAXES	41,333,654.66
RESERVE FOR UNCOLLECTED TAXES	10,861,425.20
EXPENDITURES TOTAL	182,146,471.07

REVENUES REALIZED	
1980 Praperty Taxes Collected	69,541,656.12
1980 Payments in Lieu af Taxes	1,480,110.03
Delinquent Tax & Lien Collections	5,186,652.46
Business Personalty Replacement Taxes	6,978,225.96
Taxes fram Public Utilities	21,211,788.00
Other Miscellaneaus Tax Revenues	90,988.86
State Aid Revenues	24,314,758.60
Federal Aid Revenues	13,640,565.83
State and Local Fiscal Assistance Act Utilized	6,098,508.00
Sale of Acquired Praperty	1,042,726.00
Other Miscellaneous Revenues	13,221,743.70
Total	162,807,723.56
Priar Years Surplus Appropriated	10,792,508.00
REVENUES TOTAL	173,600,231.56
Reserve Far Uncallected Taxes	10,861,425.20
CAPITAL OUTLAY TOTAL	8,913,513.24
Public Enterprises	3,051,791.87
Recreatian—Culture	249,510.57
Public Warks	3,159,527.95
Buildings and Graunds	2,452,682.85
Library and Educatian	
Canservatian	
All Other	

CAPITAL DEBT AUTHORIZED, DECEMBER 31, 1980

ISSUED AND UNISSUED	GROSS DEBT	NET DEBT
Schaal	50,636,095	
Self-liquidating	43,485,900	
Other	49,076,694	41,577,832
Total	143,198,689	41,577,832
ISSUED AND OUTSTANDING		
School		40,408,520.00
Self-Liquidating		39,516,500.00
Other		38,860,000.00
Total		118,785,020.00
EQUALIZED VALUATION BASIS FOR NET DEBT COMPUTATION		1,325,545,483

REAL PROPERTY VALUATIONS

Code	Class	# of Parcels	% VAL'N	ASSESSED VALUATION
1	Vacant Land	3596	6.03	46,283,475.00
2	Residential	23864	41.45	318,116,200.00
3	Farm			
4a	Commercial	3880	18.33	140,704,200.00
4b	Industrial	1291	20.78	159,487,000.00
4c	Apartments	2233	13.40	102,870,400.00
Total		34864		767,461,275.00

Land Area 14.65 Sq. Miles

Net Valuation Taxable-Municipal	799,906,244
Net Valuation Taxable-County	1,445,683,560
State Equalized Valuation	1,398,084,760
State Equalization Ratio	57.03

1980 PROPERTY TAX		
STATE EQUALIZED TAX RATE		
Local District Schaal Taxes	1.65	23,161,526.00
Regional & Consalidated School Tax		
School Taxes in Municipal Budget	.09	1,316,378.87
Caunty Taxes	1.20	* 16,855,749.79
Caunty Library Taxes		
Local Municipal Purpase Taxes	2.70	37,834,910.14
Veteran & Seniar Citizen Taxes		861,640.00
Total Taxes for Rate Computation	5.64	80,030,204.80
Special District Taxes		
Bank Corp. Taxes		149,784.49
Added and Omitted Taxes		251,354.56
Total Taxes Levied - ABSTRACT		79,569,703.85
Total Taxes Billed		79,426,074.35
1980 TAXES COLLECTED		69,541,656.12
1980 Taxes Cancelled, Abated or Adjusted		1,625,144.57
Transfer ta Tax Title Liens or Fareclosed		1,946,375.69
Balance Outstanding Dec. 31, 1980		6,312,897.97
PRIOR YEARS TAXES OUTSTANDING		
Balance January 1, 1980		18,575,909.76
Collected in 1980		3,896,848.55
Cancelled, Abated or Adjusted 1980		964,802.85
Transfers ta Tax Title Liens ar Foreclosed		492,433.47
Balance December 31, 1980		13,221,824.89
TAX TITLE LIENS OUTSTANDING		
Balance January 1, 1980		11,250,187.58
Transfer Fram Taxes		2,438,809.16
Redeemed in 1980		1,289,803.91
Cancelled, Abated or Adjusted (1980)		2,350,000.00
Transfers ta Foreclased Praperty		
Balance December 31, 1980		10,049,192.83
PROPERTY ACQUIRED BY DEED OR FORECLOSURE		
Balance January 1, 1980		19,939,222.00
Transfers From Taxes or Liens		
Sale for Cash (1980)		1,042,726.00
Cancelled, Abated or Adjusted (1980)		
Balance December 31, 1980		18,896,496.00
CURRENT FINANCES DECEMBER 31, 1980		
ASSETS		
Cash Dec. 31, 1980		30,569,544.37
Taxes Receivable		19,534,722.86
Tax Title Liens		10,049,192.83
Foreclosed Praperty		18,896,496.00
Emergencies & Other Deferred Charges		1,694,543.53
State and Federal Aid Receivable		329,286.63
Other Receivables		9,625,710.73
Total		90,699,496.95
LIABILITIES, RESERVES, AND SURPLUS		
Cash Liabilities		24,001,052.75
Reserves for Receivables		56,580,117.75
Surplus Dec. 31, 1980		10,118,326.45
Total		90,699,496.95

1980/3000

* ABOVE DEBT SERVICE INCLUDES TYPE I SCHOOL DEBT

*Includes County Health Service Taxes or County Vocational School Taxes. See Table 13, pgs. 675, 676.

1321

Population 1970 9,745
Population 1980 10,613
S & P Rating
Maody Rating BAA

General Tax Rate Per $100. 6.38
State Equalized Tax Rate 3.09

KEANSBURG BOROUGH — MONMOUTH COUNTY

Form of Government:
Council-Manager Plan B (OMCL50)
Number of Members on Governing Body 5

PER CAPITA		PER CENT	
Gross Debt	338.55	Gross Debt	4.04
Net Debt	136.06	Net Debt	1.62
Debt Service	20.76	Tax Levy Collected	88.22
Total Tax Levy	282.74	Tax Levy Cancelled, Abated or Adjusted	
Municipal Expenditures	311.59		

EXPENDITURES	
GENERAL GOVERNMENT	
Governing Body & Public Boards	9,600.00
Municipal Clerk	35,530.00
Financial Administratian	59,655.00
Assessment af Taxes	12,170.00
Collection of Taxes	42,527.00
Planning, Hausing & Develapment	1,556.00
Human Resaurces	6,374.00
Elections	6,485.00
General Administration (other)	248,489.93
JUDICIARY	
Municipal Courts	38,006.00
PUBLIC SAFETY	
Fire Pratectian	69,250.05
Palice Pratection	117,364.00
Civil Defense & Disaster Control	
Environmental Inspection & Control	13,376.00
Other Public Safety	
PUBLIC WORKS	
Streets and Drainage	871,920.00
Sewers and Sewage Processing	15,000.00
Garbage and Trash Dispasal	163,300.00
Public Buildings and Grounds	177,962.00
Other Public Works	
HEALTH and WELFARE	
Health Services Except Environmental	31,123.00
Welfare-Public Assistance	21,175.00
Hospitals, Clinics, First Aid	
Animal, Insect, & Radent Cantral	
Other Welfare Services	
RECREATION and CONSERVATION	
Beaches and Baardwalks	
Parks, Playgrounds, Shade Trees	
Land Reclamation & Canservation	40,000.00
Other Recreatianal Services	65,247.00
EDUCATION (excluding schaols)	
Libraries	4,250.00
Other Educational Services	
STATUTORY EXPENDITURES	
Pensions & F. I. C. A.	155,324.00
Employee Fringe Benefits	87,375.00
Other Statutory Expenditures	6,650.00
CETA And Other Public Employment Programs	366,848.00
MUNICIPAL FUNCTIONS TOTAL	2,666,556.98
CAPITAL IMPROVEMENTS *MEMO*	16,000.00
DEBT SERVICE	
Principal Payments	132,000.00
Interest Payments	88,320.42
DEFERRED CHARGES	32,337.57
SCHOOL, COUNTY, SPECIAL DISTRICT TAXES	1,805,808.84
RESERVE FOR UNCOLLECTED TAXES	387,683.73
EXPENDITURES TOTAL	5,112,707.54

REVENUES-REALIZED		
1980 Praperty Taxes Callected		2,637,976.21
1980 Payments in Lieu of Taxes		22,173.00
Delinquent Tax & Lien Collectians		326,543.42
Business Personalty Replacement Taxes		61,827.16
Taxes from Public Utilities		227,172.00
Other Miscellaneous Tax Revenues		1,162.58
State Aid Revenues		297,750.98
Federal Aid Revenues		371,107.92
State and Local Fiscal Assistance Act Utilized		237,669.38
Sale af Acquired Praperty		
Other Miscellaneaus Revenues		343,966.82
	Total	4,527,349.47
Priar Years Surplus Appropriated		141,500.00
REVENUES	TOTAL	4,668,849.47
Reserve For Uncallected Taxes		387,683.73
CAPITAL OUTLAY	TOTAL	351,572.15
Public Enterprises		
Recreatian—Culture		
Public Works		43,858.49
Buildings and Grounds		307,713.66
Library and Educatian		
Canservation		
All Other		

CAPITAL DEBT AUTHORIZED, DECEMBER 31, 1980

ISSUED AND UNISSUED	GROSS DEBT	NET DEBT
Schaal	1,511,000	
Self-liquidating	535,000	
Other	1,546,996	1,443,996
Total	3,592,996	1,443,996

ISSUED AND OUTSTANDING	
School	1,261,000.00
Self-Liquidating	535,000.00
Other	1,386,250.00
Total	3,182,250.00
EQUALIZED VALUATION BASIS FOR NET DEBT COMPUTATION	89,026,254

REAL PROPERTY VALUATIONS

Code	Class	# of Parcels	% VAL'N	ASSESSED VALUATION
1	Vacant Land	336	2.22	1,035,150.00
2	Residential	2401	69.08	32,139,875.00
3	Farm			
4a	Commercial	156	11.36	5,284,550.00
4b	Industrial	3	.27	126,600.00
4c	Apartments	402	17.07	7,941,100.00
Total		3298		46,527,275.00

Land Area	.95 Sq. Miles
Net Valuation Taxable-Municipal	46,882,772
Net Valuation Taxable-County	91,042,295
State Equalized Valuation	96,273,979
State Equalization Ratio	48.52

1980 PROPERTY TAX		
STATE EQUALIZED TAX RATE		
Local District School Taxes	1.32	1,279,564.76
Regional & Consalidated Schaal Tax		
Schaal Taxes in Municipal Budget		
Caunty Taxes	.52	507,090.54
Caunty Library Taxes	.02	19,153.54
Local Municipal Purpose Taxes	1.23	1,184,486.73
Veteran & Seniar Citizen Taxes		76,180.00
Total Taxes for Rate Computatian	3.09	3,066,475.57
Special District Taxes		
Bank Corp. Taxes		10,451.59
Added and Omitted Taxes		
Total Taxes Levied - ABSTRACT		3,000,747.16
Total Taxes Billed		2,990,295.57
1980 TAXES COLLECTED		2,637,976.21
1980 Taxes Cancelled, Abated or Adjusted		
Transfer ta Tax Title Liens ar Fareclased		
Balance Outstanding Dec. 31, 1980		352,319.36

PRIOR YEARS TAXES OUTSTANDING	
Balance January 1, 1980	341,134.17
Callected in 1980	281,403.65
Cancelled, Abated or Adjusted 1980	
Transfers ta Tax Title Liens ar Foreclased	
Balance December 31, 1980	59,730.52
TAX TITLE LIENS OUTSTANDING	
Balance January 1, 1980	148,107.11
Transfer Fram Taxes	
Redeemed in 1980	45,139.77
Cancelled, Abated ar Adjusted (1980)	
Transfers ta Fareclased Praperty	
Balance December 31, 1980	102,967.34
PROPERTY ACQUIRED BY DEED OR FORECLOSURE	
Balance January 1, 1980	527,335.00
Transfers From Taxes or Liens	
Sale far Cash (1980)	
Cancelled, Abated ar Adjusted (1980)	
Balance December 31, 1980	527,335.00

CURRENT FINANCES DECEMBER 31, 1980	
ASSETS	
Cash Dec. 31, 1980	411,309.84
Taxes Receivable	412,049.88
Tax Title Liens	102,967.34
Fareclosed Property	527,335.00
Emergencies & Other Deferred Charges	141,900.00
State and Federal Aid Receivable	41,212.36
Other Receivables	14,193.04
Total	1,650,967.46
LIABILITIES, RESERVES, AND SURPLUS	
Cash Liabilities	409,213.16
Reserves for Receivables	1,056,545.26
Surplus Dec. 31, 1980	185,209.04
Total	1,650,967.46

0907

Population 1970 37,625
Population 1980 35,735
S & P Rating
Moody Rating AA

General Tax Rate Per $100. 6.04
Stote Equalized Tax Rate 2.82

KEARNY TOWN – HUDSON COUNTY

Form of Government:
Town Council
Number of Members on Governing Body 9

PER CAPITA:		PER CENT:	
Gross Debt	554.67	Grass Debt	3.10
Net Debt	401.99	Net Debt	2.25
Debt Service	49.59	Tax Levy Collected	93.93
Total Tox Levy	557.32	Tax Levy Cancelled, Abated or Adjusted	2.73
Municipol Expenditures	551.75		

EXPENDITURES	
GENERAL GOVERNMENT	
Governing Body & Public Baards	10,000.00
Municipal Clerk	
Finoncial Administratian	176,575.00
Assessment af Taxes	62,728.60
Collectian af Toxes	119,137.00
Planning, Hausing & Develapment	45,165.00
Human Resaurces	74,316.00
Electians	12,734.00
General Administratian (ather)	969,254.07
IUDICIARY	
Municipol Caurts	74,512.00
PUBLIC SAFETY	
Fire Protection	3,427,023.00
Palice Pratectian	3,379,134.64
Civil Defense & Disaster Cantrol	2,068.00
Enviranmentol Inspectian & Cantral	108,648.70
Other Public Safety	72,522.00
PUBLIC WORKS	
Streets and Drainage	707,370.16
Sewers and Sewage Processing	1,482,743.42
Garbage and Trash Dispasal	546,548.08
Public Buildings and Grounds	175,710.81
Other Public Warks	80,000.00
HEALTH and WELFARE	
Health Services Except Enviranmental	433,340.00
Welfare-Public Assistonce	35,000.00
Hospitals, Clinics, First Aid	
Animal, Insect, & Radent Cantral	
Other Welfare Services	
RECREATION and CONSERVATION	
Beaches and Baardwalks	
Parks, Playgraunds, Shade Trees	316,990.98
Land Reclamatian & Canservation	930.00
Other Recreatianal Services	317,112.44
EDUCATION (excluding schaals)	
Libraries	250,422.17
Other Educationol Services	4,950.00
STATUTORY EXPENDITURES	
Pensions & F. I. C. A.	1,901,059.25
Emplayee Fringe Benefits	786,167.49
Other Statutary Expenditures	40,000.00
CETA And Other Public Emplayment Pragroms	162,810.00
MUNICIPAL FUNCTIONS TOTAL	15,774,972.81
CAPITAL IMPROVEMENTS *MEMO*	40,000.00
DEBT SERVICE	
Principal Payments	995,000.00
Interest Payments	777,133.91
TYPE I SCHL DEBT *MEMO	695,585.00
DEFERRED CHARGES	1,595,950.52
SCHOOL, COUNTY, SPECIAL DISTRICT TAXES	18,941,702.09
RESERVE FOR UNCOLLECTED TAXES	573,652.12
EXPENDITURES TOTAL	38,658,411.45

REVENUES-REALIZED		
1980 Property Toxes Collected		18,907,797.72
1980 Payments in Lieu of Taxes		
Delinquent Tax & Lien Collectians		396,409.42
Business Persanalty Replacement Taxes		2,268,536.56
Taxes fram Public Utilities		10,774,248.00
Other Miscelloneaus Tax Revenues		523,513.28
State Aid Revenues		512,970.32
Federal Aid Revenues		182,477.20
Stote ond Local Fiscal Assistonce Act Utilized		686,368.00
Sale of Acquired Praperty		
Other Miscellaneaus Revenues		1,028,489.02
	Total	35,280,809.52
Priar Yeors Surplus Appraprioted		1,327,000.00
REVENUES	TOTAL	36,607,809.52
Reserve For Uncallected Taxes		573,652.12
CAPITAL OUTLAY	TOTAL	1,934,725.42
Public Enterprises		
Recreotion—Culture		5,658.41
Public Warks		1,274,990.08
Buildings and Graunds		441,658.76
Library ond Educatian		
Canservotion		212,418.17
All Other		

CAPITAL DEBT AUTHORIZED, DECEMBER 31, 1980

ISSUED AND UNISSUED	GROSS DEBT	NET DEBT
School	5,456,000	
Self-liquidating	1,120,924	1,120,924
Other	13,244,057	13,244,057
Total	19,820,981	14,364,981

ISSUED AND OUTSTANDING	
School	5,455,000.00
Self-Liquidating	1,115,000.00
Other	13,050,000.00
Total	19,620,000.00
EQUALIZED VALUATION BASIS FOR NET DEBT COMPUTATION	638,566,002

REAL PROPERTY VALUATIONS

Code	Class	# af Parcels	% VAL'N	ASSESSED VALUATION
1	Vacant Land	384	2.62	8,471,990.00
2	Residentiol	6771	45.04	145,538,550.00
3	Farm			
4o	Commerciol	595	13.19	42,618,100.00
4b	Industriol	207	36.22	117,019,700.00
4c	Apartments	103	2.93	9,470,400.00
Total		8060		323,118,740.00
Land Area		9.30 Sq. Miles		
Net Valuation Taxable-Municipal				329,280,466
Net Voluation Taxable-Caunty				677,014,806
Stote Equalized Voluation				704,258,814
Stote Equolizotion Rotio				46.71

1980 PROPERTY TAX		
STATE EQUALIZED TAX RATE		
Local District Schaal Taxes	1.44	10,123,170.50
Regianol & Consolidated Schaal Tax		
School Taxes in Municipal Budget	.11	790,131.20
County Taxes	1.14	* 8,028,400.39
County Library Taxes		
Local Municipal Purpose Taxes	.13	944,519.62
Veteran & Senior Citizen Taxes		233,440.00
Total Taxes for Rate Computation	2.82	20,119,661.71
Special District Taxes		
Bank Corp. Taxes		19,130.60
Added and Omitted Taxes		10,648.02
Total Taxes Levied - ABSTRACT		19,916,000.33
Total Taxes Billed		20,128,719.73
1980 TAXES COLLECTED		18,907,797.72
1980 Taxes Cancelled, Abated ar Adjusted		549,169.45
Transfer ta Tax Title Liens ar Foreclosed		
Balance Outstanding Dec. 31, 1980		671,752.56
PRIOR YEARS TAXES OUTSTANDING		
Balance January 1, 1980		876,308.12
Collected in 1980		307,834.03
Cancelled, Abated or Adjusted 1980		
Transfers to Tax Title Liens or Foreclosed		53,278.53
Balance December 31, 1980		515,195.56
TAX TITLE LIENS OUTSTANDING		
Balance January 1, 1980		74,583.08
Transfer From Taxes		70,509.58
Redeemed in 1980		88,575.39
Cancelled, Abated or Adjusted (1980)		
Transfers ta Foreclosed Praperty		
Balance December 31, 1980		56,517.27
PROPERTY ACQUIRED BY DEED OR FORECLOSURE		
Balance January 1, 1980		936,082.00
Transfers From Taxes or Liens		
Sale for Cash (1980)		
Cancelled, Abated or Adjusted (1980)		
Balance December 31, 1980		936,082.00

CURRENT FINANCES DECEMBER 31, 1980 ASSETS	
Cash Dec. 31, 1980	1,905,454.88
Taxes Receivable	1,186,948.12
Tax Title Liens	56,517.27
Foreclosed Praperty	936,082.00
Emergencies & Other Deferred Charges	1,796,823.88
State and Federal Aid Receivable	246.16
Other Receivables	1,270,882.24
Total	7,152,954.55
LIABILITIES, RESERVES, AND SURPLUS	
Cash Liabilities	2,928,593.23
Reserves for Receivables	3,288,518.60
Surplus Dec. 31, 1980	935,842.72
Total	7,152,954.55

1980/3000

* ABOVE DEBT SERVICE INCLUDES TYPE I SCHOOL DEBT

*Includes County Health Service Taxes or County Vocational School Taxes. See Table 13, pgs. 675, 676.

2008

Population 1970 9,175
Population 1980 8,221
S & P Rating
Moody Rating

General Tax Rate Per $100. 2.68
State Equalized Tax Rate 1.81

KENILWORTH BOROUGH — UNION COUNTY

Form of Government:
Borough Council
Number of Members on Governing Body 6

PER CAPITA:		PER CENT:	
Gross Debt	251.56	Gross Debt	.90
Net Debt	122.36	Net Debt	.44
Debt Service	12.06	Tax Levy Collected	98.82
Total Tax Levy	555.17	Tax Levy Cancelled, Abated or Adjusted	.02
Municipal Expenditures	253.99		

EXPENDITURES	
GENERAL GOVERNMENT	
Governing Body & Public Boards	
Municipal Clerk	
Financial Administration	
Assessment of Taxes	11,400.00
Collection of Taxes	40,140.00
Planning, Housing & Development	6,300.00
Human Resources	
Elections	
General Administration (other)	183,415.00
JUDICIARY	
Municipal Courts	14,950.00
PUBLIC SAFETY	
Fire Protection	85,770.00
Police Protection	531,950.00
Civil Defense & Disaster Control	3,060.00
Environmental Inspection & Control	14,800.00
Other Public Safety	
PUBLIC WORKS	
Streets and Drainage	248,350.00
Sewers and Sewage Processing	143,925.00
Garbage and Trash Disposal	110,950.00
Public Buildings and Grounds	24,150.00
Other Public Works	18,315.00
HEALTH and WELFARE	
Health Services Except Environmental	39,965.00
Welfare-Public Assistance	5,255.00
Hospitals, Clinics, First Aid	
Animal, Insect, & Rodent Control	3,100.00
Other Welfare Services	
RECREATION and CONSERVATION	
Beaches and Boardwalks	
Parks, Playgrounds, Shade Trees	26,400.00
Land Reclamation & Conservation	
Other Recreational Services	1,750.00
EDUCATION (excluding schools)	
Libraries	65,478.00
Other Educational Services	
STATUTORY EXPENDITURES	
Pensions & F. I. C. A.	144,960.00
Employee Fringe Benefits	56,000.00
Other Statutory Expenditures	6,000.00
CETA And Other Public Employment Programs	16,570.00
MUNICIPAL FUNCTIONS TOTAL	1,802,953.00
CAPITAL IMPROVEMENTS *MEMO*	7,000.00
DEBT SERVICE	
Principal Payments	75,000.00
Interest Payments	24,150.00
DEFERRED CHARGES	18,100.00
SCHOOL, COUNTY, SPECIAL DISTRICT TAXES	4,308,189.12
RESERVE FOR UNCOLLECTED TAXES	167,882.22
EXPENDITURES TOTAL	6,396,274.34

REVENUES-REALIZED		
1980 Property Taxes Collected		4,829,149.93
1980 Payments in Lieu of Taxes		
Delinquent Tax & Lien Collections		56,754.40
Business Personalty Replacement Taxes		451,695.40
Taxes from Public Utilities		510,310.00
Other Miscellaneous Tax Revenues		
State Aid Revenues		62,897.41
Federal Aid Revenues		11,378.47
State and Local Fiscal Assistance Act Utilized		68,292.00
Sale of Acquired Property		
Other Miscellaneous Revenues		274,659.09
	Total	6,265,136.70
Prior Years Surplus Appropriated		450,000.00
REVENUES	TOTAL	6,715,136.70
Reserve For Uncollected Taxes		167,882.22
CAPITAL OUTLAY	TOTAL	524,543.91
Public Enterprises		
Recreation—Culture		52,793.45
Public Works		74,921.60
Buildings and Grounds		212,661.74
Library and Education		184,167.12
Conservation		
All Other		

CAPITAL DEBT AUTHORIZED, DECEMBER 31, 1980

ISSUED AND UNISSUED	GROSS DEBT	NET DEBT
School	991,927	
Self-liquidating		
Other	1,076,182	1,005,942
Total	2,068,110	1,005,942

ISSUED AND OUTSTANDING		
School		991,927.97
Self-Liquidating		
Other		699,000.00
	Total	1,690,927.97
EQUALIZED VALUATION BASIS FOR NET DEBT COMPUTATION		229,196,875

REAL PROPERTY VALUATIONS

Code	Class	# of Parcels	% VAL'N	ASSESSED VALUATION
1	Vacant Land	167	1.27	2,281,700.00
2	Residential	2435	54.24	97,287,800.00
3	Farm			
4a	Commercial	166	9.99	17,920,600.00
4b	Industrial	150	34.49	61,865,300.00
4c	Apartments			
Total		2918		179,355,400.00

Land Area 2.00 Sq. Miles

Net Valuation Taxable-Municipal	180,508,934
Net Valuation Taxable-County	244,142,959
State Equalized Valuation	266,548,870
State Equalization Ratio	67.59

1980 PROPERTY TAX		
STATE EQUALIZED TAX RATE		
Local District School Taxes	.55	1,467,367.00
Regional & Consolidated School Tax	.61	1,633,870.49
School Taxes in Municipal Budget		
County Taxes	.45	1,206,951.63
County Library Taxes		
Local Municipal Purpose Taxes	.20	529,267.91
Veteran & Senior Citizen Taxes		87,160.00
Total Taxes for Rate Computation	1.81	4,924,617.03
Special District Taxes		
Bank Corp. Taxes		13,210.49
Added and Omitted Taxes		42,211.13
Total Taxes Levied - ABSTRACT		4,892,878.65
Total Taxes Billed		4,886,643.80
1980 TAXES COLLECTED		4,829,149.93
1980 Taxes Cancelled, Abated or Adjusted		1,000.00
Transfer to Tax Title Liens or Foreclosed		822.76
Balance Outstanding Dec. 31, 1980		55,671.11
PRIOR YEARS TAXES OUTSTANDING		
Balance January 1, 1980		56,754.40
Collected in 1980		56,754.40
Cancelled, Abated or Adjusted 1980		
Transfers to Tax Title Liens or Foreclosed		
Balance December 31, 1980		
TAX TITLE LIENS OUTSTANDING		
Balance January 1, 1980		7,358.64
Transfer From Taxes		822.76
Redeemed in 1980		
Cancelled, Abated or Adjusted (1980)		
Transfers to Foreclosed Property		
Balance December 31, 1980		8,181.40
PROPERTY ACQUIRED BY DEED OR FORECLOSURE		
Balance January 1, 1980		22,150.00
Transfers From Taxes or Liens		
Sale for Cash (1980)		
Cancelled, Abated or Adjusted (1980)		
Balance December 31, 1980		22,150.00

CURRENT FINANCES DECEMBER 31, 1980	
ASSETS	
Cash Dec. 31, 1980	2,332,599.15
Taxes Receivable	55,671.11
Tax Title Liens	8,181.40
Foreclosed Property	22,150.00
Emergencies & Other Deferred Charges	37,200.00
State and Federal Aid Receivable	
Other Receivables	28,107.22
Total	2,483,908.88
LIABILITIES, RESERVES, AND SURPLUS	
Cash Liabilities	1,632,756.92
Reserves for Receivables	114,109.73
Surplus Dec. 31, 1980	737,042.23
Total	2,483,908.88

1322

Papulation 1970 7,210
Papulation 1980 7,413
S & P Rating
Maady Rating

General Tax Rate Per $100. 4.65
State Equalized Tax Rate 3.44

KEYPORT BOROUGH — MONMOUTH COUNTY

Form of Government:
Borough Council
Number of Members on Governing Body 6

PER CAPITA:		PER CENT:	
Gross Debt	510.18	Gross Debt	4.15
Net Debt	126.96	Net Debt	1.03
Debt Service	20.25	Tax Levy Collected	92.35
Total Tax Levy	482.25	Tax Levy Cancelled, Abated ar Adjusted	.35
Municipal Expenditures	321.69		

EXPENDITURES	
GENERAL GOVERNMENT	
Governing Body & Public Baards	43,081.19
Municipal Clerk	
Financial Administratian	36,967.00
Assessment af Taxes	21,980.00
Callectian af Taxes	27,184.74
Planning, Housing & Develapment	6,175.00
Human Resaurces	5,250.00
Electians	1,790.47
General Administratian (other)	181,836.58
JUDICIARY	
Municipal Caurts	17,550.00
PUBLIC SAFETY	
Fire Pratectian	53,275.77
Police Pratectian	546,783.25
Civil Defense & Disaster Cantral	1,455.48
Enviranmental Inspectian & Cantrol	20,435.80
Other Public Safety	
PUBLIC WORKS	
Streets and Drainage	170,886.00
Sewers and Sewage Processing	339,480.44
Garbage and Trash Dispasal	108,520.00
Public Buildings and Graunds	16,768.89
Other Public Warks	
HEALTH and WELFARE	
Health Services Except Enviranmental	37,496.36
Welfare-Public Assistance	4,500.00
Haspitals, Clinics, First Aid	
Animal, Insect, & Radent Cantral	
Other Welfare Services	
RECREATION and CONSERVATION	
Beaches and Baardwalks	
Parks, Playgraunds, Shade Trees	4,950.00
Land Reclamatian & Canservatian	
Other Recreatianal Services	21,630.32
EDUCATION (excluding schaals)	
Libraries	25,433.57
Other Educatianal Services	1,000.00
STATUTORY EXPENDITURES	
Pensians & F. I. C. A.	102,460.75
Emplayee Fringe Benefits	39,600.00
Other Statutary Expenditures	4,500.00
CETA And Other Public Emplayment Pragrams	
MUNICIPAL FUNCTIONS TOTAL	1,840,991.61
CAPITAL IMPROVEMENTS *MEMO*	
DEBT SERVICE	
Principal Payments	85,500.00
Interest Payments	64,647.63
DEFERRED CHARGES	82,657.11
SCHOOL, COUNTY, SPECIAL DISTRICT TAXES	2,309,067.44
RESERVE FOR UNCOLLECTED TAXES	310,921.12
EXPENDITURES TOTAL	4,693,784.91

REVENUES-REALIZED		
1980 Praperty Taxes Collected		3,285,325.97
1980 Payments in Lieu af Taxes		95,276.40
Delinquent Tax & Lien Callectians		208,920.21
Business Persanalty Replacement Taxes		100,634.64
Taxes fram Public Utilities		224,414.00
Other Miscellaneaus Tax Revenues		
State Aid Revenues		90,388.89
Federal Aid Revenues		43,662.45
State and Local Fiscal Assistance Act Utilized		124,445.74
Sale af Acquired Praperty		
Other Miscellaneaus Revenues		119,589.06
	Tatal	4,292,657.36
Priar Years Surplus Appraapriated		150,000.00
REVENUES	TOTAL	4,442,657.36
Reserve Far Uncallected Taxes		310,921.12
CAPITAL OUTLAY	TOTAL	800,102.42
Public Enterprises		589,598.93
Recreatian—Culture		57,116.91
Public Warks		152,336.58
Buildings and Graunds		1,050.00
Library and Educatian		
Canservatian		
All Other		

CAPITAL DEBT AUTHORIZED, DECEMBER 31, 1980

ISSUED AND UNISSUED	GROSS DEBT	NET DEBT
Schaal	643,000	
Self-liquidating	2,197,815	
Other	941,125	941,125
Tatal	3,781,940	941,125

ISSUED AND OUTSTANDING	
School	643,000.00
Self-Liquidating	2,197,815.21
Other	934,000.00
Total	3,774,815.21
EQUALIZED VALUATION BASIS FOR NET DEBT COMPUTATION	91,191,679

REAL PROPERTY VALUATIONS

Code	Class	# af Parcels	% VAL'N	ASSESSED VALUATION
1	Vacant Land	208	2.62	1,895,400.00
2	Residential	1582	59.85	43,245,600.00
3	Farm			
4a	Commercial	226	24.93	18,010,400.00
4b	Industrial	6	4.18	3,022,200.00
4c	Apartments	19	8.41	6,077,800.00
Total		2051		72,251,400.00

Land Area 1.40 Sq. Miles

Net Valuatian Taxable-Municipal	76,237,139
Net Valuatian Taxable-Caunty	100,786,213
State Equalized Valuation	101,505,267
State Equalizatian Ratia	74.09

1980 PROPERTY TAX		
STATE EQUALIZED TAX RATE		
Local District Schaal Taxes	1.70	1,749,178.50
Regianal & Cansalidated Schaal Tax		
Schaal Taxes in Municipal Budget		
Caunty Taxes	.54	559,888.94
Caunty Library Taxes		
Local Municipal Purpase Taxes	1.20	1,239,413.95
Veteran & Seniar Citizen Taxes		49,200.00
Tatal Taxes far Rate Computation	3.44	3,597,681.39
Special District Taxes		
Bank Carp. Taxes		17,638.21
Added and Omitted Taxes		8,806.22
Tatal Taxes Levied - ABSTRACT		3,574,925.82
Tatal Taxes Billed		3,557,650.08
1980 TAXES COLLECTED		3,285,325.97
1980 Taxes Cancelled, Abated ar Adjusted		12,531.14
Transfer ta Tax Title Liens ar Fareclased		7,671.49
Balance Outstanding Dec. 31, 1980		252,121.48
PRIOR YEARS TAXES OUTSTANDING		
Balance January 1, 1980		213,692.49
Callected in 1980		208,185.96
Cancelled, Abated ar Adjusted 1980		1,640.90
Transfers ta Tax Title Liens ar Fareclased		2,400.83
Balance December 31, 1980		1,464.80
TAX TITLE LIENS OUTSTANDING		
Balance January 1, 1980		19,206.29
Transfer Fram Taxes		10,361.72
Redeemed in 1980		734.25
Cancelled, Abated ar Adjusted (1980)		1,438.98
Transfers ta Fareclased Praperty		
Balance December 31, 1980		27,394.78
PROPERTY ACQUIRED BY DEED OR FORECLOSURE		
Balance January 1, 1980		216,800.00
Transfers From Taxes or Liens		
Sale for Cash (1980)		27,500.00
Cancelled, Abated or Adjusted (1980)		
Balance December 31, 1980		189,300.00
CURRENT FINANCES DECEMBER 31, 1980		
ASSETS		
Cash Dec. 31, 1980		248,127.52
Taxes Receivable		253,586.28
Tax Title Liens		27,394.78
Fareclased Praperty		189,300.00
Emergencies & Other Deferred Charges		125,921.48
State and Federal Aid Receivable		41,622.70
Other Receivables		44,013.25
Tatal		929,966.01
LIABILITIES, RESERVES, AND SURPLUS		
Cash Liabilities		169,956.66
Reserves far Receivables		514,294.31
Surplus Dec. 31, 1980		245,715.04
Tatal		929,966.01

1016

Population 1970 2,295
Population 1980 2,772
S & P Rating
Moody Rating

General Tax Rate Per $100. 4.34
State Equalized Tax Rate 2.35

KINGWOOD TOWNSHIP — HUNTERDON COUNTY

Form of Government:
Township Committee
Number of Members on Governing Body 3

PER CAPITA:		PER CENT:	
Gross Debt	508.98	Gross Debt	2.10
Net Debt	20.64	Net Debt	.09
Debt Service		Tax Levy Collected	89.13
Total Tax Levy	660.75	Tax Levy Cancelled, Abated or Adjusted	.13
Municipal Expenditures	212.82		

EXPENDITURES	
GENERAL GOVERNMENT	
Governing Body & Public Boards	
Municipal Clerk	
Financial Administration	9,175.00
Assessment of Taxes	6,750.00
Collection of Taxes	5,875.00
Planning, Housing & Development	7,250.00
Human Resources	4,200.00
Elections	720.00
General Administration (other)	55,275.00
JUDICIARY	
Municipal Courts	9,325.00
PUBLIC SAFETY	
Fire Protection	14,100.00
Police Protection	13,000.00
Civil Defense & Disaster Control	200.00
Environmental Inspection & Control	6,775.00
Other Public Safety	
PUBLIC WORKS	
Streets and Drainage	222,077.09
Sewers and Sewage Processing	
Garbage and Trash Disposal	
Public Buildings and Grounds	6,950.00
Other Public Works	
HEALTH and WELFARE	
Health Services Except Environmental	4,415.00
Welfare-Public Assistance	4,750.00
Hospitals, Clinics, First Aid	
Animal, Insect, & Rodent Control	
Other Welfare Services	
RECREATION and CONSERVATION	
Beaches and Boardwalks	
Parks, Playgrounds, Shade Trees	2,000.00
Land Reclamation & Conservation	1,000.00
Other Recreational Services	500.00
EDUCATION (excluding schools)	
Libraries	
Other Educational Services	
STATUTORY EXPENDITURES	
Pensions & F. I. C. A.	14,500.00
Employee Fringe Benefits	7,000.00
Other Statutory Expenditures	1,000.00
CETA And Other Public Employment Programs	
MUNICIPAL FUNCTIONS TOTAL	396,827.09
CAPITAL IMPROVEMENTS *MEMO*	15,000.00
DEBT SERVICE	
Principal Payments	
Interest Payments	
DEFERRED CHARGES	5,390.68
SCHOOL, COUNTY, SPECIAL DISTRICT TAXES	1,699,056.71
RESERVE FOR UNCOLLECTED TAXES	187,710.72
EXPENDITURES TOTAL	2,288,995.20

REVENUES-REALIZED		
1980 Property Taxes Collected		1,632,883.06
1980 Payments in Lieu of Taxes		
Delinquent Tax & Lien Collections		158,074.35
Business Personalty Replacement Taxes		53,837.68
Taxes from Public Utilities		125,788.00
Other Miscellaneous Tax Revenues		
State Aid Revenues		16,449.06
Federal Aid Revenues		
State and Local Fiscal Assistance Act Utilized		23,077.09
Sale of Acquired Property		
Other Miscellaneous Revenues		158,842.72
	Total	2,168,951.96
Prior Years Surplus Appropriated		130,000.00
REVENUES	TOTAL	2,298,951.96
Reserve For Uncollected Taxes		187,710.72
CAPITAL OUTLAY	TOTAL	5,997.00
Public Enterprises		
Recreation—Culture		
Public Works		
Buildings and Grounds		5,997.00
Library and Education		
Conservation		
All Other		

CAPITAL DEBT AUTHORIZED, DECEMBER 31, 1980

ISSUED AND UNISSUED	GROSS DEBT	NET DEBT
School	1,353,676	
Self-liquidating		
Other	57,207	57,207
Total	1,410,883	57,207
ISSUED AND OUTSTANDING		
School		1,352,657.85
Self-Liquidating		
Other		
Total		1,352,657.85
EQUALIZED VALUATION BASIS FOR NET DEBT COMPUTATION		67,270,411

REAL PROPERTY VALUATIONS

Code	Class	# of Parcels	% VAL'N	ASSESSED VALUATION
1	Vacant Land	270	6.99	2,863,590.00
2	Residential	570	48.70	19,945,600.00
3	Farm	621	32.87	13,462,500.00
4a	Commercial	31	7.09	2,902,788.00
4b	Industrial	4	4.07	1,665,900.00
4c	Apartments	1	.28	113,950.00
Total		1497		40,954,328.00

Land Area 35.60 Sq. Miles

Net Valuation Taxable-Municipal	41,711,578
Net Valuation Taxable-County	71,962,454
State Equalized Valuation	76,360,588
State Equalization Ratio	54.17

1980 PROPERTY TAX		
STATE EQUALIZED TAX RATE		
Local District School Taxes	1.02	785,188.00
Regional & Consolidated School Tax	.78	602,908.69
School Taxes in Municipal Budget		
County Taxes	.38	293,863.91
County Library Taxes	.02	17,096.11
Local Municipal Purpose Taxes	.14	110,066.17
Veteran & Senior Citizen Taxes		19,460.00
Total Taxes for Rate Computation	2.34	1,828,582.88
Special District Taxes		
Bank Corp. Taxes		676.72
Added and Omitted Taxes		21,795.92
Total Taxes Levied - ABSTRACT		1,831,595.52
Total Taxes Billed		1,832,078.41
1980 TAXES COLLECTED		1,632,883.06
1980 Taxes Cancelled, Abated or Adjusted		9,352.28
Transfer to Tax Title Liens or Foreclosed		6,150.36
Balance Outstanding Dec. 31, 1980		190,692.71
PRIOR YEARS TAXES OUTSTANDING		
Balance January 1, 1980		160,808.10
Collected in 1980		158,074.35
Cancelled, Abated or Adjusted 1980		
Transfers to Tax Title Liens or Foreclosed		2,604.37
Balance December 31, 1980		129.38
TAX TITLE LIENS OUTSTANDING		
Balance January 1, 1980		11,192.21
Transfer From Taxes		9,183.95
Redeemed in 1980		
Cancelled, Abated or Adjusted (1980)		
Transfers to Foreclosed Property		
Balance December 31, 1980		20,376.16
PROPERTY ACQUIRED BY DEED OR FORECLOSURE		
Balance January 1, 1980		
Transfers From Taxes or Liens		
Sale for Cash (1980)		
Cancelled, Abated or Adjusted (1980)		
Balance December 31, 1980		

CURRENT FINANCES DECEMBER 31, 1980	
ASSETS	
Cash Dec. 31, 1980	989,924.60
Taxes Receivable	190,822.09
Tax Title Liens	20,376.16
Foreclosed Property	
Emergencies & Other Deferred Charges	2,520.85
State and Federal Aid Receivable	1,126.54
Other Receivables	35,134.92
Total	1,239,905.16
LIABILITIES, RESERVES, AND SURPLUS	
Cash Liabilities	627,289.94
Reserves for Receivables	246,333.17
Surplus Dec. 31, 1980	366,282.05
Total	1,239,905.16

1980/3000

1415

Population 1970 7,630
Papulation 1980 7,770
S & P Rating
Moody Rating

General Tax Rate Per $100. 4.49
State Equalized Tax Rate 2.32

KINNELON BOROUGH – MORRIS COUNTY

Form of Government:
Borough Council
Number of Members on Governing Body 6

PER CAPITA		PER CENT:	
Gross Debt	233.05	Gross Debt	.79
Net Debt	114.00	Net Debt	.38
Debt Service	10.01	Tax Levy Collected	96.72
Total Tax Levy	805.03	Tax Levy Cancelled, Abated or Adjusted	.03
Municipal Expenditures	255.94		

EXPENDITURES	
GENERAL GOVERNMENT	
Governing Body & Public Boards	
Municipal Clerk	
Financial Administration	10,924.00
Assessment of Taxes	23,881.00
Collection of Taxes	20,100.00
Planning, Housing & Development	15,042.00
Human Resources	13,130.00
Elections	
General Administration (other)	168,039.00
JUDICIARY	
Municipal Courts	15,060.00
PUBLIC SAFETY	
Fire Protection	61,000.00
Police Protection	360,933.00
Civil Defense & Disaster Control	275.00
Environmental Inspection & Control	21,607.00
Other Public Safety	
PUBLIC WORKS	
Streets and Drainage	243,199.00
Sewers and Sewage Processing	1,950.00
Garbage and Trash Disposal	200,000.00
Public Buildings and Grounds	37,810.00
Other Public Works	
HEALTH and WELFARE	
Health Services Except Environmental	60,827.00
Welfare-Public Assistance	16,300.00
Hospitals, Clinics, First Aid	500.00
Animal, Insect, & Rodent Control	
Other Welfare Services	
RECREATION and CONSERVATION	
Beaches and Boardwalks	
Parks, Playgrounds, Shade Trees	
Land Reclamation & Conservation	2,000.00
Other Recreational Services	32,030.00
EDUCATION (excluding schools)	
Libraries	79,380.00
Other Educational Services	
STATUTORY EXPENDITURES	
Pensions & F. I. C. A.	79,250.00
Employee Fringe Benefits	25,400.00
Other Statutory Expenditures	4,500.00
CETA And Other Public Employment Programs	
MUNICIPAL FUNCTIONS TOTAL	1,493,137.00
CAPITAL IMPROVEMENTS *MEMO*	4,525.00
DEBT SERVICE	
Principal Payments	20,000.00
Interest Payments	57,769.75
DEFEPRED CHARGES	
SCHOOL, COUNTY, SPECIAL DISTRICT TAXES	5,257,217.09
RESERVE FOR UNCOLLECTED TAXES	417,766.20
EXPENDITURES TOTAL	7,245,890.04

REVENUES-REALIZED		
1980 Property Taxes Collected		6,050,954.17
1980 Payments in Lieu of Taxes		
Delinquent Tax & Lien Collections		388,321.38
Business Personalty Replacement Taxes		32,555.60
Taxes from Public Utilities		206,387.00
Other Miscellaneous Tax Revenues		
State Aid Revenues		61,079.09
Federal Aid Revenues		
State and Local Fiscal Assistance Act Utilized		47,561.00
Sale of Acquired Property		
Other Miscellaneous Revenues		279,122.54
	Total	7,065,980.78
Prior Years Surplus Appropriated		445,000.00
REVENUES	TOTAL	7,510,980.78
Reserve For Uncollected Taxes		417,766.20
CAPITAL OUTLAY	TOTAL	162,234.85
Public Enterprises		
Recreation—Culture		
Public Works		81,859.25
Buildings and Grounds		51,100.00
Library and Education		29,275.60
Conservation		
All Other		

CAPITAL DEBT AUTHORIZED, DECEMBER 31, 1980

ISSUED AND UNISSUED	GROSS DEBT	NET DEBT
School	925,000	
Self-liquidating		
Other	885,800	885,800
Total	1,810,800	885,800
ISSUED AND OUTSTANDING		
School		925,000.00
Self-Liquidating		
Other		885,800.00
Total		1,810,800.00
EQUALIZED VALUATION BASIS FOR NET DEBT COMPUTATION		230,250,541

REAL PROPERTY VALUATIONS

Code	Class	# of Parcels	% VAL'N	ASSESSED VALUATION
1	Vacant Land	706	7.62	10,490,700.00
2	Residential	2348	86.93	119,670,618.00
3	Farm	4	.21	283,520.00
4a	Commercial	73	5.24	7,215,650.00
4b	Industrial			
4c	Apartments			
Total		3131		137,660,488.00

Land Area 19.05 Sq. Miles

Net Valuation Taxable-Municipal	138,466,729
Net Valuation Taxable-County	257,532,184
State Equalized Valuation	266,560,229
State Equalization Ratio	51.80

1980 PROPERTY TAX		
STATE EQUALIZED TAX RATE →		
Local District School Taxes	1.62	4,328,458.00
Regional & Consolidated School Tax		
School Taxes in Municipal Budget		
County Taxes	.35	928,759.09
County Library Taxes		
Local Municipal Purpose Taxes	.36	951,847.64
Veteran & Senior Citizen Taxes		38,100.00
Total Taxes for Rate Computation	2.33	6,247,164.73
Special District Taxes		
Bank Corp. Taxes		7,709.15
Added and Omitted Taxes		38,275.42
Total Taxes Levied - ABSTRACT		6,255,049.30
Total Taxes Billed		6,256,050.64
1980 TAXES COLLECTED		6,050,954.17
1980 Taxes Cancelled, Abated or Adjusted		1,592.96
Transfer to Tax Title Liens or Foreclosed		43,198.29
Balance Outstanding Dec. 31, 1980		160,305.22
PRIOR YEARS TAXES OUTSTANDING		
Balance January 1, 1980		337,637.83
Collected in 1980		316,022.63
Cancelled, Abated or Adjusted 1980		808.50
Transfers to Tax Title Liens or Foreclosed		20,635.64
Balance December 31, 1980		171.06
TAX TITLE LIENS OUTSTANDING		
Balance January 1, 1980		119,973.55
Transfer From Taxes		67,016.22
Redeemed in 1980		72,298.75
Cancelled, Abated or Adjusted (1980)		
Transfers to Foreclosed Property		
Balance December 31, 1980		114,691.02
PROPERTY ACQUIRED BY DEED OR FORECLOSURE		
Balance January 1, 1980		23,700.00
Transfers From Taxes or Liens		
Sale for Cash (1980)		
Cancelled, Abated or Adjusted (1980)		
Balance December 31, 1980		23,700.00

CURRENT FINANCES DECEMBER 31, 1980

ASSETS	
Cash Dec. 31, 1980	1,291,809.58
Taxes Receivable	160,476.29
Tax Title Liens	114,691.02
Foreclosed Property	23,700.00
Emergencies & Other Deferred Charges	175,300.00
State and Federal Aid Receivable	
Other Receivables	8,141.00
Total	1,774,117.88
LIABILITIES, RESERVES, AND SURPLUS	
Cash Liabilities	370,748.37
Reserves for Receivables	307,008.30
Surplus Dec. 31, 1980	1,096,361.21
Total	1,774,117.88

2113

Population 1970 1,740
Population 1980 2,074
S & P Rating
Moody Rating

General Tax Rate Per $100. 3.38
State Equalized Tax Rate 2.00

KNOWLTON TOWNSHIP — WARREN COUNTY

Form of Government:
Township Committee
Number of Members on Governing body 3

PER CAPITA:		PER CENT:	
Gross Debt	136.42	Gross Debt	.73
Net Debt		Net Debt	
Debt Service		Tax Levy Collected	88.28
Total Tax Levy	436.53	Tax Levy Cancelled, Abated or Adjusted	.03
Municipal Expenditures	238.79		

EXPENDITURES	
GENERAL GOVERNMENT	
Governing Body & Public Boards	
Municipal Clerk	
Financial Administration	10,039.00
Assessment of Taxes	24,938.00
Collection of Taxes	7,400.00
Planning, Housing & Development	7,855.00
Human Resources	
Elections	
General Administration (other)	45,400.00
JUDICIARY	
Municipal Courts	33,100.00
PUBLIC SAFETY	
Fire Protection	5,000.00
Police Protection	7,150.00
Civil Defense & Disaster Control	100.00
Environmental Inspection & Control	3,125.00
Other Public Safety	
PUBLIC WORKS	
Streets and Drainage	198,362.60
Sewers and Sewage Processing	
Garbage and Trash Disposal	2,150.00
Public Buildings and Grounds	18,000.00
Other Public Works	
HEALTH and WELFARE	
Health Services Except Environmental	150.00
Welfare-Public Assistance	348.00
Hospitals, Clinics, First Aid	200.00
Animal, Insect, & Rodent Control	1,900.00
Other Welfare Services	
RECREATION and CONSERVATION	
Beaches and Boardwalks	
Parks, Playgrounds, Shade Trees	
Land Reclamation & Conservation	
Other Recreational Services	1,150.00
EDUCATION (excluding schools)	
Libraries	
Other Educational Services	
STATUTORY EXPENDITURES	
Pensions & F. I. C. A.	10,000.00
Employee Fringe Benefits	2,500.00
Other Stotutory Expenditures	900.00
CETA And Other Public Employment Programs	
MUNICIPAL FUNCTIONS TOTAL	389,767.60
CAPITAL IMPROVEMENTS *MEMO*	27,000.00
DEBT SERVICE	
Principal Payments	
Interest Payments	
DEFERRED CHARGES	
SCHOOL, COUNTY, SPECIAL DISTRICT TAXES	892,827.52
RESERVE FOR UNCOLLECTED TAXES	105,480.00
EXPENDITURES TOTAL	1,388,075.12

REVENUES-REALIZED	
1980 Property Taxes Collected	801,260.20
1980 Payments in Lieu of Taxes	
Delinquent Tax & Lien Collections	82,806.79
Business Personalty Replacement Taxes	35,545.68
Taxes from Public Utilities	119,701.00
Other Miscellaneous Tax Revenues	42,295.77
State Aid Revenues	12,033.43
Federal Aid Revenues	
State and Local Fiscal Assistance Act Utilized	10,800.00
Sale of Acquired Property	
Other Miscellaneous Revenues	142,362.93
Total	1,246,805.80
Prior Years Surplus Appropriated	224,415.88
REVENUES TOTAL	1,471,221.68
Reserve For Uncollected Taxes	105,480.00
CAPITAL OUTLAY TOTAL	45,937.36
Public Enterprises	
Recreation—Culture	
Public Works	32,807.87
Buildings and Grounds	13,129.49
Library and Education	
Conservation	
All Other	

CAPITAL DEBT AUTHORIZED, DECEMBER 31, 1980

ISSUED AND UNISSUED	GROSS DEBT	NET DEBT
School	282,929	
Self-liquidating		
Other		
Total	282,929	

ISSUED AND OUTSTANDING	
School	282,929.28
Self-Liquidating	
Other	
Total	282,929.28
EQUALIZED VALUATION BASIS FOR NET DEBT COMPUTATION	38,943,278

REAL PROPERTY VALUATIONS

Code	Class	# of Parcels	% VAL'N	ASSESSED VALUATION
1	Vacant Land	338	9.69	2,525,600.00
2	Residential	542	54.21	14,135,765.00
3	Farm	343	21.15	5,516,025.00
4a	Commercial	55	14.95	3,899,550.00
4b	Industrial			
4c	Apartments			
Total		1278		26,076,940.00

Land Area 26.00 Sq. Miles

Net Valuation Taxable-Municipal	26,491,337
Net Valuation Taxable-County	41,476,654
State Equalized Valuation	44,463,544
State Equalization Ratio	59.20

1980 PROPERTY TAX	STATE EQUALIZED TAX RATE	
Local District School Taxes	.75	335,339.00
Regional & Consolidated School Tax	.70	312,065.28
School Taxes in Municipal Budget		
County Taxes	.52	* 233,205.86
County Library Taxes	.03	12,217.38
Local Municipal Purpose Taxes		
Veteran & Senior Citizen Taxes		17,440.00
Total Taxes for Rate Computation	2.00	910,267.52
Special District Taxes		
Bank Corp. Taxes		
Added and Omitted Taxes		12,527.02
Total Taxes Levied - ABSTRACT		905,354.54
Total Taxes Billed		907,634.21
1980 TAXES COLLECTED		801,260.20
1980 Taxes Cancelled, Abated or Adjusted		248.94
Transfer to Tax Title Liens or Foreclosed		14,707.01
Balance Outstanding Dec. 31, 1980		91,418.06

PRIOR YEARS TAXES OUTSTANDING	
Balance January 1, 1980	103,918.66
Collected in 1980	75,306.79
Cancelled, Abated or Adjusted 1980	2,312.94
Transfers to Tax Title Liens or Foreclosed	25,219.64
Balance December 31, 1980	1,079.29
TAX TITLE LIENS OUTSTANDING	
Balance January 1, 1980	10,497.54
Transfer From Taxes	45,336.94
Redeemed in 1980	7,500.00
Cancelled, Abated or Adjusted (1980)	
Transfers to Foreclosed Property	
Balance December 31, 1980	48,334.48
PROPERTY ACQUIRED BY DEED OR FORECLOSURE	
Balance January 1, 1980	
Transfers From Taxes or Liens	
Sale for Cash (1980)	
Cancelled, Abated or Adjusted (1980)	
Balance December 31, 1980	

CURRENT FINANCES DECEMBER 31, 1980 ASSETS	
Cash Dec. 31, 1980	514,060.97
Taxes Receivable	92,497.35
Tax Title Liens	48,334.48
Foreclosed Property	
Emergencies & Other Deferred Charges	38,704.36
State and Federal Aid Receivable	42,295.77
Other Receivables	876.00
Total	736,768.93
LIABILITIES, RESERVES, AND SURPLUS	
Cash Liabilities	346,230.04
Reserves for Receivables	141,707.83
Surplus Dec. 31, 1980	248,831.06
Total	736,768.93

*Includes County Health Service Taxes or County Vocational School Taxes. See Table 13, pgs. 675, 676.

1512

Population 1970 4,805
Population 1980 14,161
S & P Rating
Moody Rating

General Tax Rate Per $100 1.57
State Equalized Tax Rate 1.00

LACEY TOWNSHIP – OCEAN COUNTY

Form of Government:
Township Committee
Number of Members on Governing Body 5

PER CAPITA:

Gross Debt	1,084.17
Net Debt	55.35
Debt Service	
Total Tax Levy	295.55
Municipal Expenditures	567.21

PER CENT:

Gross Debt	4.20
Net Debt	.21
Tax Levy Collected	91.21
Tax Levy Cancelled, Aboted or Adjusted	

EXPENDITURES

GENERAL GOVERNMENT	
Governing Body & Public Boards	24,000.00
Municipal Clerk	
Finoncial Administration	64,000.00
Assessment of Taxes	95,300.00
Collection of Taxes	118,000.00
Planning, Housing & Development	100,260.00
Human Resources	5,000.00
Elections	
Generol Administration (other)	755,466.15
JUDICIARY	
Municipal Courts	45,800.00
PUBLIC SAFETY	
Fire Protection	114,000.00
Police Protection	1,077,682.00
Civil Defense & Disaster Control	11,000.00
Environmental Inspection & Control	90,000.00
Other Public Safety	10,000.00
PUBLIC WORKS	
Streets and Drainage	1,275,674.00
Sewers and Sewage Processing	
Garbage and Trash Disposal	365,400.00
Public Buildings and Grounds	210,450.00
Other Public Works	92,000.00
HEALTH and WELFARE	
Health Services Except Environmental	33,100.00
Welfare-Public Assistance	28,400.00
Hospitals, Clinics, First Aid	10,600.00
Animal, Insect, & Rodent Control	11,620.00
Other Welfare Services	
RECREATION and CONSERVATION	
Beaches and Boardwalks	
Parks, Playgrounds, Shade Trees	78,550.00
Land Reclamation & Conservation	
Other Recreational Services	97,100.00
EDUCATION (excluding schools)	
Libraries	
Other Educational Services	2,981,023.00
STATUTORY EXPENDITURES	
Pensions & F. I. C. A.	281,000.00
Employee Fringe Benefits	
Other Statutory Expenditures	14,000.00
CETA And Other Public Employment Programs	
MUNICIPAL FUNCTIONS TOTAL	7,989,425.15
CAPITAL IMPROVEMENTS *MEMO*	
DEBT SERVICE	
Principal Payments	
Interest Payments	
DEFERRED CHARGES	42,800.00
SCHOOL, COUNTY, SPECIAL DISTRICT TAXES	4,107,939.50
RESERVE FOR UNCOLLECTED TAXES	
EXPENDITURES TOTAL	12,140,164.65

REVENUES-REALIZED

1980 Property Taxes Collected		3,803,772.01
1980 Payments in Lieu of Taxes		
Delinquent Tax & Lien Collections		316,044.77
Business Personalty Replacement Taxes		40,864.28
Taxes from Public Utilities		4,859,334.00
Other Miscelloneous Tax Revenues		
State Aid Revenues		67,938.51
Federal Aid Revenues		
State and Local Fiscal Assistance Act Utilized		374,429.80
Sale of Acquired Property		
Other Miscellaneous Revenues		788,185.36
	Total	10,250,568.73
Prior Years Surplus Appropriated		2,775,413.37
REVENUES	TOTAL	13,025,982.10
Reserve For Uncollected Taxes		
CAPITAL OUTLAY	TOTAL	303,732.06
Public Enterprises		
Recreation—Culture		49,801.97
Public Works		241,820.39
Buildings and Grounds		3,809.70
Library and Education		
Conservation		8,300.00
All Other		

CAPITAL DEBT AUTHORIZED, DECEMBER 31, 1980

ISSUED AND UNISSUED	GROSS DEBT	NET DEBT
School	15,353,000	783,782
Self-liquidating		
Other		
Total	15,353,000	783,782

ISSUED AND OUTSTANDING	
School	15,353,000.00
Self-Liquidating	
Other	
Total	15,353,000.00
EQUALIZED VALUATION BASIS FOR NET DEBT COMPUTATION	365,355,437

REAL PROPERTY VALUATIONS

Code	Class	# of Parcels	% VAL'N	ASSESSED VALUATION
1	Vacant Land	9965	20.06	51,721,029.00
2	Residential	6521	69.52	179,276,645.00
3	Farm	20	.11	295,340.00
4a	Commercial	126	6.20	15,991,685.00
4b	Industrial	1	4.10	10,579,330.00
4c	Apartments			
Total		16633		257,864,029.00

Land Area 84.60 Sq. Miles

Net Valuation Taxable-Municipal	262,082,595
Net Valuation Taxable-County	375,572,618
State Equalized Valuation	405,875,932
State Equalization Ratio	64.20

1980 PROPERTY TAX

STATE EQUALIZED TAX RATE .57

Local District School Taxes	.57	2,232,535.00
Regional & Consolidated School Tax		
School Taxes in Municipal Budget		
County Taxes	.41	* 1,679,891.38
County Library Taxes	.02	95,513.12
Local Municipal Purpose Taxes		
Veteran & Senior Citizen Taxes		238,175.00
Total Taxes for Rate Computation	1.00	4,346,114.50
Special District Taxes		
Bank Corp. Taxes		14,855.78
Added and Omitted Taxes		62,513.04
Total Taxes Levied - ABSTRACT		4,185,308.32
Total Taxes Billed		4,170,452.54
1980 TAXES COLLECTED		3,803,772.01
1980 Taxes Cancelled, Abated or Adjusted		
Transfer to Tax Title Liens or Foreclosed		
Balance Outstanding Dec. 31, 1980		366,680.53

PRIOR YEARS TAXES OUTSTANDING	
Balance January 1, 1980	368,938.60
Collected in 1980	267,059.20
Cancelled, Aboted or Adjusted 1980	
Transfers to Tax Title Liens or Foreclosed	
Balance December 31, 1980	101,879.40
TAX TITLE LIENS OUTSTANDING	
Balance January 1, 1980	201,991.90
Transfer From Taxes	
Redeemed in 1980	48,985.57
Cancelled, Abated or Adjusted (1980)	
Transfers to Foreclosed Property	
Balance December 31, 1980	153,006.33
PROPERTY ACQUIRED BY DEED OR FORECLOSURE	
Balance January 1, 1980	94,776.38
Transfers From Taxes or Liens	
Sale for Cash (1980)	
Cancelled, Abated or Adjusted (1980)	
Balance December 31, 1980	94,776.38

CURRENT FINANCES DECEMBER 31, 1980

ASSETS	
Cash Dec. 31, 1980	5,240,772.53
Taxes Receivable	468,559.93
Tax Title Liens	153,006.33
Foreclosed Property	94,776.38
Emergencies & Other Deferred Charges	180,724.00
State and Federal Aid Receivable	
Other Receivables	18,704.26
Total	6,156,543.43
LIABILITIES, RESERVES, AND SURPLUS	
Cash Liabilities	3,555,255.53
Reserves for Receivables	725,086.02
Surplus Dec. 31, 1980	1,876,201.88
Total	6,156,543.43

1980/3000

*Includes County Health Service Taxes or County Vocational School Taxes. See Table 13, pgs. 675, 676.

1913

Population 1970	1,210
Population 1980	1,614
S & P Rating	
Moody Rating	

General Tax Rate Per $100. 4.25

State Equalized Tax Rate 2.15

LAFAYETTE TOWNSHIP — SUSSEX COUNTY

Form of Government:
Township Committee
Number of Members on Governing Body 5

PER CAPITA:		PER CENT:	
Gross Debt	1,310.73	Gross Debt	5.95
Net Debt	516.81	Net Debt	2.35
Debt Service	.23	Tax Levy Collected	93.12
Total Tax Levy	586.05	Tax Levy Cancelled, Abated or Adjusted	
Municipal Expenditures	168.41		

EXPENDITURES		REVENUES-REALIZED	
GENERAL GOVERNMENT			
Governing Body & Public Boards			
Municipal Clerk		1980 Property Taxes Collected	879,995.84
Financial Administration	4,920.00	1980 Payments in Lieu of Taxes	
Assessment of Taxes	17,725.00	Delinquent Tax & Lien Collections	65,790.58
Collection of Taxes	4,150.00	Business Personalty Replacement Taxes	43,294.52
Planning, Housing & Development	1,325.00	Taxes from Public Utilities	39,117.00
Human Resources		Other Miscellaneous Tax Revenues	
Elections	370.00	State Aid Revenues	9,370.57
General Administration (other)	27,071.20	Federal Aid Revenues	
JUDICIARY		State and Local Fiscal Assistance Act Utilized	23,516.00
Municipal Courts	10,200.00	Sale of Acquired Property	
PUBLIC SAFETY		Other Miscellaneous Revenues	74,367.45
Fire Protection	11,100.00	Total	1,135,451.96
Police Protection	1,150.00	Prior Years Surplus Appropriated	100,000.00
Civil Defense & Disaster Central	40.00	REVENUES TOTAL	1,235,451.96
Environmental Inspection & Control	9,325.00	Reserve For Uncollected Taxes	65,000.00
Other Public Safety		CAPITAL OUTLAY TOTAL	14,071.98
PUBLIC WORKS			
Streets and Drainage	80,891.00	Public Enterprises	
Sewers and Sewage Processing		Recreation—Culture	
Garbage and Trash Disposal		Public Works	6,275.98
Public Buildings and Grounds	6,800.00	Buildings and Grounds	7,796.00
Other Public Works		Library and Education	
HEALTH and WELFARE		Conservation	
Health Services Except Environmental	150.00	All Other	
Welfare-Public Assistance	1,600.00	CAPITAL DEBT AUTHORIZED, DECEMBER 31, 1980	
Hospitals, Clinics, First Aid	200.00	ISSUED AND UNISSUED — GROSS DEBT / NET DEBT	
Animal, Insect, & Rodent Control	1,285.00	School	2,054,514 / 773,138
Other Welfare Services	1,250.00	Self-liquidating	
RECREATION and CONSERVATION		Other	61,000 / 61,000
Beaches and Boardwalks		Total	2,115,514 / 834,138
Parks, Playgrounds, Shade Trees			
Land Reclamation & Conservation		ISSUED AND OUTSTANDING	
Other Recreational Services	1,875.00	School	214,514.66
EDUCATION (excluding schools)		Self-Liquidating	
Libraries		Other	
Other Educational Services		Total	214,514.66
STATUTORY EXPENDITURES		EQUALIZED VALUATION BASIS FOR NET DEBT COMPUTATION	35,562,048
Pensions & F. I. C. A.	5,828.80		
Employee Fringe Benefits	1,550.00	REAL PROPERTY VALUATIONS	
Other Statutory Expenditures	500.00		
CETA And Other Public Employment Programs			
MUNICIPAL FUNCTIONS TOTAL	189,306.00		
CAPITAL IMPROVEMENTS *MEMO*	2,500.00		
DEBT SERVICE			
Principal Payments			
Interest Payments	374.76		
DEFERRED CHARGES	17,126.41		
SCHOOL, COUNTY, SPECIAL DISTRICT TAXES	897,944.53		
RESERVE FOR UNCOLLECTED TAXES	65,000.00		
EXPENDITURES TOTAL	1,169,751.70		

Code	Class	# of Parcels	% VAL'N	ASSESSED VALUATION
1	Vacant Land	134	4.76	1,022,875.00
2	Residential	350	45.78	9,830,800.00
3	Farm	519	25.26	5,424,700.00
4a	Commercial	22	3.24	694,800.00
4b	Industrial	20	20.96	4,500,500.00
4c	Apartments			
Total		1045		21,473,675.00

Land Area 18.70 Sq. Miles

Net Valuation Taxable-Municipal	21,664,857
Net Valuation Taxable-County	40,011,547
State Equalized Valuation	42,629,275
State Equalization Ratio	50.60

1980 PROPERTY TAX		
STATE EQUALIZED TAX RATE		
Local District School Taxes	.88	378,864.00
Regional & Consolidated School Tax	.59	253,796.68
School Taxes in Municipal Budget		
County Taxes	.59	* 252,259.84
County Library Taxes	.03	13,024.01
Local Municipal Purpose Taxes	.05	21,148.55
Veteran & Senior Citizen Taxes		9,510.00
Total Taxes for Rate Computation	2.14	928,603.08
Special District Taxes		
Bank Corp. Taxes		863.54
Added and Omitted Taxes		25,935.58
Total Taxes Levied - ABSTRACT		945,892.20
Total Taxes Billed		945,028.66
1980 TAXES COLLECTED		879,995.84
1980 Taxes Cancelled, Abated or Adjusted		
Transfer to Tax Title Liens or Foreclosed		
Balance Outstanding Dec. 31, 1980		65,032.82
PRIOR YEARS TAXES OUTSTANDING		
Balance January 1, 1980		46,087.29
Collected in 1980		32,678.11
Cancelled, Abated or Adjusted 1980		
Transfers to Tax Title Liens or Foreclosed		
Balance December 31, 1980		13,409.18
TAX TITLE LIENS OUTSTANDING		
Balance January 1, 1980		38,831.16
Transfer From Taxes		
Redeemed in 1980		33,112.47
Cancelled, Abated or Adjusted (1980)		
Transfers to Foreclosed Property		
Balance December 31, 1980		5,718.69
PROPERTY ACQUIRED BY DEED OR FORECLOSURE		
Balance January 1, 1980		14,000.00
Transfers From Taxes or Liens		
Sale for Cash (1980)		
Cancelled, Abated or Adjusted (1980)		
Balance December 31, 1980		14,000.00

CURRENT FINANCES DECEMBER 31, 1980	
ASSETS	
Cash Dec. 31, 1980	322,758.93
Taxes Receivable	78,442.00
Tax Title Liens	5,718.69
Foreclosed Property	14,000.00
Emergencies & Other Deferred Charges	10,529.20
State and Federal Aid Receivable	
Other Receivables	41,946.88
Total	473,395.70
LIABILITIES, RESERVES, AND SURPLUS	
Cash Liabilities	37,592.92
Reserves for Receivables	140,107.57
Surplus Dec. 31, 1980	295,695.21
Total	473,395.70

1980 3000

*Includes County Health Service Taxes or County Vocational School Taxes. See Table 13, pgs. 675, 676.

1513

Population 1970 2,655
Population 1980 2,908
S & P Rating
Moody Rating

General Tax Rate Per $100. 3.13
State Equalized Tax Rate 3.03

LAKEHURST BOROUGH – OCEAN COUNTY

Form of Government:
Borough Council
Number of Members on Governing Body 6

PER CAPITA:		PER CENT:	
Gross Debt	750.69	Gross Debt	10.35
Net Debt	323.36	Net Debt	4.46
Debt Service	6.88	Tax Levy Collected	90.07
Total Tax Levy	253.12	Tax Levy Cancelled, Abated or Adjusted	
Municipal Expenditures	252.59		

EXPENDITURES	
GENERAL GOVERNMENT	
Governing Body & Public Boards	1,328.00
Municipal Clerk	
Financial Administration	4,200.00
Assessment of Taxes	3,523.20
Collection of Taxes	12,955.30
Planning, Housing & Development	1,616.75
Human Resources	
Elections	
General Administration (other)	90,259.09
JUDICIARY	
Municipal Courts	18,471.74
PUBLIC SAFETY	
Fire Protection	21,778.12
Police Protection	240,849.28
Civil Defense & Disaster Control	4,243.16
Environmental Inspection & Control	4,300.00
Other Public Safety	
PUBLIC WORKS	
Streets and Drainage	46,649.25
Sewers and Sewage Processing	
Garbage and Trash Disposal	57,721.20
Public Buildings and Grounds	34,279.28
Other Public Works	12,000.00
HEALTH and WELFARE	
Health Services Except Environmental	550.00
Welfare-Public Assistance	8,868.96
Hospitals, Clinics, First Aid	
Animal, Insect, & Rodent Control	
Other Welfare Services	
RECREATION and CONSERVATION	
Beaches and Boardwalks	
Parks, Playgrounds, Shade Trees	
Land Reclamation & Conservation	
Other Recreational Services	4,500.00
EDUCATION (excluding schools)	
Libraries	
Other Educational Services	
STATUTORY EXPENDITURES	
Pensions & F. I. C. A.	49,756.62
Employee Fringe Benefits	13,683.79
Other Statutory Expenditures	2,600.00
CETA And Other Public Employment Programs	
MUNICIPAL FUNCTIONS TOTAL	634,173.74
CAPITAL IMPROVEMENTS *MEMO*	2,000.00
DEBT SERVICE	
Principal Payments	20,000.00
Interest Payments	
DEFERRED CHARGES	
SCHOOL, COUNTY, SPECIAL DISTRICT TAXES	494,775.45
RESERVE FOR UNCOLLECTED TAXES	80,350.33
EXPENDITURES TOTAL	1,229,299.52

REVENUES-REALIZED	
1980 Property Taxes Collected	658,651.24
1980 Payments in Lieu of Taxes	
Delinquent Tax & Lien Collections	72,409.78
Business Personalty Replacement Taxes	9,725.20
Taxes from Public Utilities	65,013.00
Other Miscellaneous Tax Revenues	
State Aid Revenues	102,905.47
Federal Aid Revenues	
State and Local Fiscal Assistance Act Utilized	102,869.84
Sale of Acquired Property	
Other Miscellaneous Revenues	138,295.36
Total	1,149,869.89
Prior Years Surplus Appropriated	105,993.43
REVENUES TOTAL	1,255,863.32
Reserve For Uncollected Taxes	80,350.33

CAPITAL OUTLAY TOTAL	
Public Enterprises	
Recreation—Culture	
Public Works	
Buildings and Grounds	
Library and Education	
Conservation	
All Other	

CAPITAL DEBT AUTHORIZED, DECEMBER 31, 1980

ISSUED AND UNISSUED	GROSS DEBT	NET DEBT
School	1,573,000	940,339
Self-liquidating	610,000	
Other		
Total	2,183,000	940,339

ISSUED AND OUTSTANDING	
School	1,573,000.00
Self-Liquidating	595,000.00
Other	
Total	2,168,000.00
EQUALIZED VALUATION BASIS FOR NET DEBT COMPUTATION	21,088,683

REAL PROPERTY VALUATIONS

Code	Class	# of Parcels	% VAL'N	ASSESSED VALUATION
1	Vacant Land	105	3.25	695,900.00
2	Residential	667	81.04	17,372,500.00
3	Farm			
4a	Commercial	45	15.45	3,312,600.00
4b	Industrial			
4c	Apartments	1	.26	56,600.00
Total		818		21,437,600.00

Land Area	.95 Sq. Miles
Net Valuation Taxable-Municipal	23,309,840
Net Valuation Taxable-County	23,579,749
State Equalized Valuation	23,984,679
State Equalization Ratio	96.95

1980 PROPERTY TAX		
STATE EQUALIZED TAX RATE		
Local District School Taxes	1.59	383,170.00
Regional & Consolidated School Tax		
School Taxes in Municipal Budget		
County Taxes	.44	* 105,601.59
County Library Taxes	.02	6,003.86
Local Municipal Purpose Taxes	.97	233,000.00
Veteran & Senior Citizen Taxes		20,830.00
Total Taxes for Rate Computation	3.02	748,605.45
Special District Taxes		
Bank Corp. Taxes		4,843.40
Added and Omitted Taxes		3,461.00
Total Taxes Levied - ABSTRACT		736,079.85
Total Taxes Billed		731,236.45
1980 TAXES COLLECTED		658,651.24
1980 Taxes Cancelled, Abated or Adjusted		
Transfer to Tax Title Liens or Foreclosed		
Balance Outstanding Dec. 31, 1980		72,585.21

PRIOR YEARS TAXES OUTSTANDING	
Balance January 1, 1980	62,756.51
Collected in 1980	61,525.21
Cancelled, Abated or Adjusted 1980	
Transfers to Tax Title Liens or Foreclosed	
Balance December 31, 1980	1,231.30
TAX TITLE LIENS OUTSTANDING	
Balance January 1, 1980	26,522.55
Transfer From Taxes	
Redeemed in 1980	10,884.57
Cancelled, Abated or Adjusted (1980)	
Transfers to Foreclosed Property	
Balance December 31, 1980	15,637.98
PROPERTY ACQUIRED BY DEED OR FORECLOSURE	
Balance January 1, 1980	
Transfers From Taxes or Liens	
Sale for Cash (1980)	
Cancelled, Abated or Adjusted (1980)	
Balance December 31, 1980	

CURRENT FINANCES DECEMBER 31, 1980	
ASSETS	
Cash Dec. 31, 1980	508,102.15
Taxes Receivable	73,816.51
Tax Title Liens	15,637.98
Foreclosed Property	
Emergencies & Other Deferred Charges	
State and Federal Aid Receivable	
Other Receivables	53,349.68
Total	650,906.32
LIABILITIES, RESERVES, AND SURPLUS	
Cash Liabilities	350,833.97
Reserves for Receivables	142,804.17
Surplus Dec. 31, 1980	157,268.18
Total	650,906.32

1980/3000

*Includes County Health Service Taxes or County Vocational School Taxes. See Table 13, pgs. 675, 676.

1514

Papulation 1970 25,375
Papulation 1980 38,464
S & P Rating
Maady Rating BAA-1

General Tax Rate Per $100. 3.55
State Equalized Tax Rate 2.85

LAKEWOOD TOWNSHIP — OCEAN COUNTY

Form of Government:
Township Committee
Number of Members on Governing Body 5

PER CAPITA:		PER CENT:	
Grass Debt	370.03	Grass Debt	2.69
Net Debt	261.57	Net Debt	1.90
Debt Service	22.04	Tax Levy Collected	94.12
Total Tax Levy	442.38	Tax Levy Cancelled, Abated or Adjusted	
Municipal Expenditures	253.44		

EXPENDITURES	
GENERAL GOVERNMENT	
Governing Body & Public Boards	
Municipal Clerk	
Financial Administration	80,640.00
Assessment of Taxes	107,624.00
Collection of Taxes	144,083.00
Planning, Housing & Development	86,858.00
Human Resources	369,140.47
Elections	1,600.00
General Administration (other)	609,406.00
JUDICIARY	
Municipal Courts	97,560.00
PUBLIC SAFETY	
Fire Protection	287,406.00
Police Protection	2,067,546.00
Civil Defense & Disaster Control	11,500.00
Environmental Inspection & Control	233,583.00
Other Public Safety	
PUBLIC WORKS	
Streets and Drainage	797,355.03
Sewers and Sewage Processing	
Garbage and Trash Disposal	474,052.00
Public Buildings and Grounds	300,544.00
Other Public Works	95,622.00
HEALTH and WELFARE	
Health Services Except Environmental	68,028.50
Welfare-Public Assistance	149,407.00
Hospitals, Clinics, First Aid	27,500.00
Animal, Insect, & Rodent Control	
Other Welfare Services	
RECREATION and CONSERVATION	
Beaches and Boardwalks	
Parks, Playgrounds, Shade Trees	213,101.00
Land Reclamation & Conservation	2,000.00
Other Recreational Services	128,750.00
EDUCATION (excluding schools)	
Libraries	238,327.00
Other Educational Services	
STATUTORY EXPENDITURES	
Pensions & F. I. C. A.	548,200.00
Employee Fringe Benefits	299,772.00
Other Statutory Expenditures	20,000.00
CETA And Other Public Employment Programs	334,436.32
MUNICIPAL FUNCTIONS TOTAL	7,794,041.32
CAPITAL IMPROVEMENTS *MEMO*	10,000.00
DEBT SERVICE	
Principal Payments	300,000.00
Interest Payments	547,697.88
DEFERRED CHARGES	103,101.51
SCHOOL, COUNTY, SPECIAL DISTRICT TAXES	12,052,273.31
RESERVE FOR UNCOLLECTED TAXES	1,003,398.56
EXPENDITURES TOTAL	21,800,512.58

REVENUES-REALIZED	
1980 Property Taxes Collected	15,984,640.21
1980 Payments in Lieu of Taxes	55,276.74
Delinquent Tax & Lien Collections	686,888.04
Business Personalty Replacement Taxes	247,479.80
Taxes from Public Utilities	1,273,567.00
Other Miscellaneous Tax Revenues	
State Aid Revenues	854,736.63
Federal Aid Revenues	61,504.01
State and Local Fiscal Assistance Act Utilized	506,917.00
Sale of Acquired Property	112,164.57
Other Miscellaneous Revenues	901,452.01
Total	20,684,626.01
Prior Years Surplus Appropriated	795,000.00
REVENUES TOTAL	21,479,626.01
Reserve For Uncollected Taxes	1,003,398.56
CAPITAL OUTLAY TOTAL	1,167,740.79
Public Enterprises	
Recreation—Culture	
Public Works	1,079,737.65
Buildings and Grounds	88,003.14
Library and Education	
Conservation	
All Other	

CAPITAL DEBT AUTHORIZED, DECEMBER 31, 1980

ISSUED AND UNISSUED	GROSS DEBT	NET DEBT
School	4,172,000	
Self-liquidating		
Other	10,061,019	10,061,019
Total	14,233,019	10,061,019
ISSUED AND OUTSTANDING		
School		4,172,000.00
Self-Liquidating		
Other		9,400,000.00
Total		13,572,000.00
EQUALIZED VALUATION BASIS FOR NET DEBT COMPUTATION		528,370,889

REAL PROPERTY VALUATIONS

Code	Class	# of Parcels	% VAL'N	ASSESSED VALUATION
1	Vacant Land	6264	4.51	21,014,900.00
2	Residential	11256	71.50	332,883,100.00
3	Farm	81	.62	2,900,600.00
4a	Commercial	410	11.36	52,870,000.00
4b	Industrial	62	5.35	24,899,200.00
4c	Apartments	81	6.65	30,972,200.00
Total		18154		465,540,000.00

Land Area 24.40 Sq. Miles

Net Valuation Taxable-Municipal	474,270,602
Net Valuation Taxable-County	551,450,002
State Equalized Valuation	588,056,854
State Equalization Ratio	80.36

1980 PROPERTY TAX		
STATE EQUALIZED TAX RATE		
Local District School Taxes	1.63	9,591,290.00
Regional & Consolidated School Tax		
School Taxes in Municipal Budget		
County Taxes	.42	* 2,460,983.31
County Library Taxes		
Local Municipal Purpose Taxes	.81	4,766,319.35
Veteran & Senior Citizen Taxes		425,360.00
Total Taxes for Rate Computation	2.86	17,243,952.66
Special District Taxes		
Bank Corp. Taxes		32,452.30
Added and Omitted Taxes		164,729.09
Total Taxes Levied - ABSTRACT		17,015,774.05
Total Taxes Billed		16,983,321.75
1980 TAXES COLLECTED		15,984,640.21
1980 Taxes Cancelled, Abated or Adjusted		
Transfer to Tax Title Liens or Foreclosed		160,045.00
Balance Outstanding Dec. 31, 1980		838,636.54
PRIOR YEARS TAXES OUTSTANDING		
Balance January 1, 1980		634,872.90
Collected in 1980		582,159.62
Cancelled, Abated or Adjusted 1980		
Transfers to Tax Title Liens or Foreclosed		39,466.49
Balance December 31, 1980		13,246.79
TAX TITLE LIENS OUTSTANDING		
Balance January 1, 1980		672,511.46
Transfer From Taxes		205,622.45
Redeemed in 1980		104,728.42
Cancelled, Abated or Adjusted (1980)		
Transfers to Foreclosed Property		
Balance December 31, 1980		773,405.49
PROPERTY ACQUIRED BY DEED OR FORECLOSURE		
Balance January 1, 1980		1,660,779.78
Transfers From Taxes or Liens		
Sale for Cash (1980)		99,146.57
Cancelled, Abated or Adjusted (1980)		
Balance December 31, 1980		1,561,633.21
CURRENT FINANCES DECEMBER 31, 1980		
ASSETS		
Cash Dec. 31, 1980		1,606,028.69
Taxes Receivable		851,883.33
Tax Title Liens		773,405.49
Foreclosed Property		1,561,633.21
Emergencies & Other Deferred Charges		5,889.52
State and Federal Aid Receivable		
Other Receivables		142,898.81
Total		4,941,739.05
LIABILITIES, RESERVES, AND SURPLUS		
Cash Liabilities		882,478.11
Reserves for Receivables		3,226,365.54
Surplus Dec. 31, 1980		832,895.40
Total		4,941,739.05

*Includes County Health Service Taxes or County Vocational School Taxes. See Table 13, pgs. 675,676.

1017

Population 1970 4,365
Population 1980 4,044
S & P Rating
Moody Rating

General Tax Rate Per $100. 2.74
State Equalized Tax Rate 2.14

LAMBERTVILLE CITY — HUNTERDON COUNTY

Form of Government:
Commission (1911)
Number of Members on Governing Body 3

PER CAPITA:		PER CENT:	
Gross Debt	77.85	Gross Debt	.51
Net Debt		Net Debt	
Debt Service		Tax Levy Collected	87.05
Total Tax Levy	373.94	Tax Levy Cancelled, Abated or Adjusted	.33
Municipal Expenditures	213.18		

EXPENDITURES		REVENUES-REALIZED	
GENERAL GOVERNMENT			
Governing Body & Public Boards			
Municipal Clerk	18,955.00	1980 Property Taxes Collected	1,312,274.67
Financial Administration	10,000.00	1980 Payments in Lieu of Taxes	
Assessment of Taxes	5,900.00	Delinquent Tax & Lien Collections	162,054.35
Collection of Taxes	17,730.00	Business Personalty Replacement Taxes	76,855.68
Planning, Housing & Development	8,260.00	Taxes from Public Utilities	113,497.00
Human Resources	1,400.00	Other Miscellaneous Tax Revenues	86,200.00
Elections	2,882.90	State Aid Revenues	65,598.09
General Administration (other)	62,525.00	Federal Aid Revenues	
JUDICIARY		State and Local Fiscal Assistance Act Utilized	31,091.00
Municipal Courts	16,480.00	Sale of Acquired Property	
PUBLIC SAFETY		Other Miscellaneous Revenues	94,153.97
Fire Protection	42,560.00	Total	1,941,724.76
Police Protection	130,300.00	Prior Years Surplus Appropriated	76,603.27
Civil Defense & Disaster Control	400.00	REVENUES TOTAL	2,018,328.03
Environmental Inspection & Control	6,450.00	Reserve For Uncollected Taxes	197,096.81
Other Public Safety		CAPITAL OUTLAY TOTAL	5,193.33
PUBLIC WORKS			
Streets and Drainage	172,055.00	Public Enterprises	
Sewers and Sewage Processing	5,750.00	Recreation—Culture	
Garbage and Trash Disposal	81,583.68	Public Works	193.33
Public Buildings and Grounds	9,500.00	Buildings and Grounds	5,000.00
Other Public Works		Library and Education	
HEALTH and WELFARE		Conservation	
Health Services Except Environmental	4,025.00	All Other	
Welfare-Public Assistance	5,025.00	CAPITAL DEBT AUTHORIZED, DECEMBER 31, 1980	
Hospitals, Clinics, First Aid		ISSUED AND UNISSUED — GROSS DEBT / NET DEBT	
Animal, Insect, & Rodent Control	100.00	School 315,000	
Other Welfare Services		Self-liquidating	
RECREATION and CONSERVATION		Other	
Beaches and Boardwalks		Total 315,000	
Parks, Playgrounds, Shade Trees	2,750.00		
Land Reclamation & Conservation		ISSUED AND OUTSTANDING	
Other Recreational Services	1,550.00	School	315,000.00
EDUCATION (excluding schools)		Self-Liquidating	
Libraries	13,920.10	Other	
Other Educational Services		Total	315,000.00
STATUTORY EXPENDITURES		EQUALIZED VALUATION BASIS	
Pensions & F. I. C. A.	24,000.00	FOR NET DEBT COMPUTATION	61,400,186
Employee Fringe Benefits	12,000.00	REAL PROPERTY VALUATIONS	
Other Statutory Expenditures	2,404.69		
CETA And Other Public Employment Programs			
MUNICIPAL FUNCTIONS TOTAL	658,606.37		
CAPITAL IMPROVEMENTS *MEMO*	5,000.00		
DEBT SERVICE			
Principal Payments			
Interest Payments			
DEFERRED CHARGES	6,350.20		
SCHOOL, COUNTY, SPECIAL DISTRICT TAXES	1,308,759.41		
RESERVE FOR UNCOLLECTED TAXES	197,096.81		
EXPENDITURES TOTAL	2,170,852.79		

Code	Class	# of Parcels	% VAL'N	ASSESSED VALUATION
1	Vacant Land	267	3.22	1,736,350.00
2	Residential	1186	71.79	38,736,305.00
3	Farm	2	.01	3,850.00
4a	Commercial	163	18.03	9,726,500.00
4b	Industrial	12	3.04	1,641,300.00
4c	Apartments	19	3.92	2,115,950.00
Total		1649		53,960,655.00

Land Area 1.10 Sq. Miles

Net Valuation Taxable-Municipal	54,832,033
Net Valuation Taxable-County	67,251,059
State Equalized Valuation	69,883,964
State Equalization Ratio	78.20

1980 PROPERTY TAX		
STATE EQUALIZED TAX RATE		
Local District School Taxes	.56	393,357.13
Regional & Consolidated School Tax	.91	638,964.89
School Taxes in Municipal Budget		
County Taxes	.39	276,437.39
County Library Taxes		
Local Municipal Purpose Taxes	.27	190,312.00
Veteran & Senior Citizen Taxes		44,630.00
Total Taxes for Rate Computation	2.13	1,543,701.41
Special District Taxes		
Bank Corp. Taxes		8,037.20
Added and Omitted Taxes		5,097.74
Total Taxes Levied - ABSTRACT		1,512,206.35
Total Taxes Billed		1,507,495.47
1980 TAXES COLLECTED		1,312,274.67
1980 Taxes Cancelled, Abated or Adjusted		4,969.48
Transfer to Tax Title Liens or Foreclosed		4,655.03
Balance Outstanding Dec. 31, 1980		185,596.29
PRIOR YEARS TAXES OUTSTANDING		
Balance January 1, 1980		220,426.53
Collected in 1980		161,934.35
Cancelled, Abated or Adjusted 1980		
Transfers to Tax Title Liens or Foreclosed		
Balance December 31, 1980		58,492.18
TAX TITLE LIENS OUTSTANDING		
Balance January 1, 1980		27,858.76
Transfer From Taxes		4,655.03
Redeemed in 1980		120.00
Cancelled, Abated or Adjusted (1980)		
Transfers to Foreclosed Property		
Balance December 31, 1980		32,393.79
PROPERTY ACQUIRED BY DEED OR FORECLOSURE		
Balance January 1, 1980		1,925.00
Transfers From Taxes or Liens		
Sale for Cash (1980)		
Cancelled, Abated or Adjusted (1980)		
Balance December 31, 1980		1,925.00
CURRENT FINANCES DECEMBER 31, 1980		
ASSETS		
Cash Dec. 31, 1980		200,722.90
Taxes Receivable		244,088.47
Tax Title Liens		32,393.79
Foreclosed Property		1,925.00
Emergencies & Other Deferred Charges		15,990.20
State and Federal Aid Receivable		9,405.49
Other Receivables		20,308.12
Total		524,833.97
LIABILITIES, RESERVES, AND SURPLUS		
Cash Liabilities		130,360.11
Reserves for Receivables		298,715.38
Surplus Dec. 31, 1980		95,758.48
Total		524,833.97

0420

Population 1970 2,590
Population 1980 2,249
S & P Rating
Moody Rating

General Tax Rate Per $100. 5.07
State Equalized Tax Rate 2.97

LAUREL SPRINGS BOROUGH — CAMDEN COUNTY

Form of Government: Borough Council
Number of Members on Governing Body 6

PER CAPITA:		PER CENT:	
Gross Debt	63.70	Grass Debt	.53
Net Debt	63.70	Net Debt	.53
Debt Service	8.78	Tax Levy Collected	98.69
Total Tax Levy	480.21	Tax Levy Cancelled, Abated or Adjusted	
Municipal Expenditures	191.72		

EXPENDITURES	
GENERAL GOVERNMENT	
Governing Body & Public Boards	
Municipal Clerk	
Financial Administration	8,119.60
Assessment of Taxes	3,750.00
Collection of Taxes	7,120.00
Planning, Hausing & Develapment	2,400.00
Human Resources	1,100.00
Elections	
General Administratian (other)	94,332.05
JUDICIARY	
Municipal Courts	10,060.00
PUBLIC SAFETY	
Fire Pratection	18,935.10
Police Pratectian	85,696.60
Civil Defense & Disaster Control	200.00
Enviranmental Inspection & Cantral	1,650.00
Other Public Safety	
PUBLIC WORKS	
Streets and Drainage	59,000.00
Sewers and Sewage Pracessing	
Garbage and Trash Dispasal	21,942.22
Public Buildings and Graunds	4,925.00
Other Public Warks	
HEALTH and WELFARE	
Health Services Except Enviranmental	1,250.00
Welfare-Public Assistance	500.00
Haspitals, Clinics, First Aid	
Animal, Insect, & Radent Control	
Other Welfare Services	
RECREATION and CONSERVATION	
Beaches and Boardwalks	
Parks, Playgrounds, Shade Trees	1,800.00
Land Reclamation & Conservation	
Other Recreational Services	1,700.00
EDUCATION (excluding schaals)	
Libraries	700.00
Other Educatianal Services	
STATUTORY EXPENDITURES	
Pensians & F. I. C. A.	19,300.00
Employee Fringe Benefits	
Other Statutary Expenditures	500.00
CETA And Other Public Emplayment Programs	20,750.00
MUNICIPAL FUNCTIONS TOTAL	366,130.57
CAPITAL IMPROVEMENTS *MEMO*	1,000.00
DEBT SERVICE	
Principal Payments	15,000.00
Interest Payments	4,750.00
DEFERRED CHARGES	1,036.10
SCHOOL, COUNTY, SPECIAL DISTRICT TAXES	891,119.95
RESERVE FOR UNCOLLECTED TAXES	44,271.43
EXPENDITURES TOTAL	1,322,308.05

REVENUES-REALIZED		
1980 Property Taxes Collected		1,063,396.34
1980 Payments in Lieu af Taxes		
Delinquent Tax & Lien Collectians		9,151.24
Business Persanalty Replacement Taxes		10,870.84
Taxes from Public Utilities		104,307.00
Other Miscellaneous Tax Revenues		
State Aid Revenues		26,954.76
Federal Aid Revenues		17,204.57
State and Local Fiscal Assistance Act Utilized		18,614.57
Sale of Acquired Property		
Other Miscellaneous Revenues		36,847.70
	Total	1,287,347.02
Prior Years Surplus Appropriated		70,000.00
REVENUES	TOTAL	1,357,347.02
Reserve For Uncollected Taxes		44,271.43
CAPITAL OUTLAY	TOTAL	15,874.96
Public Enterprises		
Recreation—Culture		
Public Works		4,763.28
Buildings and Graunds		11,111.68
Library and Education		
Conservation		
All Other		

CAPITAL DEBT AUTHORIZED, DECEMBER 31, 1980

ISSUED AND UNISSUED	GROSS DEBT	NET DEBT
School		
Self-liquidating		
Other	143,267	143,267
Total	143,267	143,267

ISSUED AND OUTSTANDING		
School		
Self-Liquidating		
Other		11,000.00
Total		11,000.00
EQUALIZED VALUATION BASIS FOR NET DEBT COMPUTATION		26,954,362

REAL PROPERTY VALUATIONS

Code	Class	# af Parcels	% VAL'N	ASSESSED VALUATION
1	Vacant Land	29	1.57	264,550.00
2	Residential	586	78.39	13,238,550.00
3	Farm	1	.08	13,140.00
4a	Commercial	31	16.15	2,728,000.00
4b	Industrial			
4c	Apartments	4	3.81	643,000.00
Total		651		16,887,240.00

Land Area	.45 Sq. Miles
Net Valuation Taxable-Municipal	21,164,326
Net Valuation Taxable-Caunty	30,648,740
State Equalized Valuatian	33,016,432
State Equalization Ratia	58.76

1980 PROPERTY TAX		
STATE EQUALIZED TAX RATE		
Local District Schaal Taxes	1.48	532,858.00
Regianal & Consalidated School Tax		
Schaal Taxes in Municipal Budget		
County Taxes	.97	* 350,527.22
County Library Taxes	.02	7,734.73
Local Municipal Purpase Taxes	.51	182,000.00
Veteran & Senior Citizen Taxes		23,350.00
Totol Taxes for Rate Computation	2.98	1,096,469.95
Special District Taxes		
Bank Carp. Taxes		2,665.75
Added and Omitted Taxes		4,215.66
Tatal Taxes Levied - ABSTRACT		1,080,001.36
Tatal Taxes Billed		1,077,458.78
1980 TAXES COLLECTED		1,063,396.34
1980 Taxes Cancelled, Abated or Adjusted		
Transfer to Tax Title Liens ar Foreclosed		1,054.77
Balance Outstanding Dec. 31, 1980		13,007.67
PRIOR YEARS TAXES OUTSTANDING		
Balance January 1, 1980		9,850.30
Collected in 1980		9,151.24
Cancelled, Abated or Adjusted 1980		101.73
Transfers to Tax Title Liens or Foreclased		544.34
Balance December 31, 1980		52.99
TAX TITLE LIENS OUTSTANDING		
Balance January 1, 1980		
Transfer From Taxes		1,715.41
Redeemed in 1980		
Cancelled, Abated ar Adjusted (1980)		
Transfers to Foreclosed Property		
Balance December 31, 1980		1,715.41
PROPERTY ACQUIRED BY DEED OR FORECLOSURE		
Balance January 1, 1980		551.00
Transfers From Taxes or Liens		
Sale for Cash (1980)		
Cancelled, Abated or Adjusted (1980)		
Balance December 31, 1980		551.00

CURRENT FINANCES DECEMBER 31, 1980	
ASSETS	
Cash Dec. 31, 1980	140,782.68
Taxes Receivable	13,060.66
Tax Title Liens	1,715.41
Foreclosed Property	551.00
Emergencies & Other Deferred Charges	1,809.40
State and Federal Aid Receivable	
Other Receivables	39,483.32
Total	197,402.47
LIABILITIES, RESERVES, AND SURPLUS	
Cash Liabilities	26,786.30
Reserves for Receivables	54,810.39
Surplus Dec. 31, 1980	115,805.78
Total	197,402.47

*Includes County Health Service Taxes or County Vocational School Taxes. See Table 13, pgs. 675,676.

1515

Population 1970 1,510
Population 1980 2,072
S & P Rating BBB+
Moody Rating

Generol Tax Rote Per $100. 1.46
State Equolized Tax Rate 1.10

LAVALLETTE BOROUGH — OCEAN COUNTY

Form of Government:
Borough Council
Number of Members on Governing Body 6

PER CAPITA:
Gross Debt 1,856.39
Net Debt 1,120.82
Debt Service
Total Tax Levy 940.58
Municipal Expenditures 654.51

PER CENT:
Gross Debt 2.54
Net Debt 1.53
Tox Levy Collected 96.42
Tox Levy Cancelled, Abated or Adjusted

EXPENDITURES	
GENERAL GOVERNMENT	
Governing Body & Public Boards	19,446.00
Municipal Clerk	21,525.00
Financial Administrotion	38,065.72
Assessment of Taxes	6,600.00
Collection of Taxes	14,150.00
Plonning, Housing & Development	6,830.00
Human Resources	725.00
Elections	600.00
General Administration (other)	228,792.58
JUDICIARY	
Municipol Courts	15,500.00
PUBLIC SAEETY	
Fire Protection	36,300.00
Police Protection	272,945.00
Civil Defense & Disaster Control	2,675.00
Environmental Inspection & Control	9,900.00
Other Public Safety	
PUBLIC WORKS	
Streets and Droinage	83,350.00
Sewers and Sewoge Processing	
Garbage and Trash Disposal	53,725.00
Public Buildings and Grounds	44,600.00
Other Public Works	
HEALTH and WELFARE	
Health Services Except Environmentol	825.00
Welfare-Public Assistance	1,200.00
Hospitals, Clinics, First Aid	500.00
Animal, Insect, & Rodent Control	1,100.00
Other Welfore Services	
RECREATION and CONSERVATION	
Beaches and Boardwalks	186,243.00
Porks, Playgrounds, Shade Trees	29,370.00
Land Reclamation & Conservation	100.00
Other Recreational Services	1,400.00
EDUCATION (excluding schools)	
Libraries	
Other Educational Services	
STATUTORY EXPENDITURES	
Pensions & F. I. C. A.	72,916.60
Employee Fringe Benefits	40,500.00
Other Statutory Expenditures	4,000.00
CETA And Other Public Employment Programs	52,031.75
MUNICIPAL FUNCTIONS TOTAL	1,245,925.65
CAPITAL IMPROVEMENTS *MEMO*	8,943.00
DEBT SERVICE	
Principol Poyments	
Interest Payments	
DEFERRED CHARGES	6,260.00
SCHOOL, COUNTY, SPECIAL DISTRICT TAXES	1,373,908.19
RESERVE FOR UNCOLLECTED TAXES	103,952.68
EXPENDITURES TOTAL	2,730,046.52

REVENUES-REALIZED		
1980 Property Taxes Collected		1,875,973.69
1980 Payments in Lieu of Taxes		
Delinquent Tax & Lien Collections		59,824.34
Business Personalty Replacement Taxes		10,779.56
Taxes from Public Utilities		96,012.00
Other Miscellaneous Tax Revenues		
State Aid Revenues		11,885.52
Federal Aid Revenues		27,419.57
Stote and Local Fiscol Assistonce Act Utilized		58,545.00
Sole of Acquired Property		
Other Miscellaneous Revenues		432,649.16
	Total	2,573,088.84
Prior Years Surplus Appropriated		267,088.00
REVENUES	TOTAL	2,840,176.84
Reserve For Uncollected Taxes		103,952.68
CAPITAL OUTLAY	TOTAL	549,708.30
Public Enterprises		102,687.50
Recreotion—Culture		
Public Works		447,020.80
Buildings and Grounds		
Library and Educotion		
Conservotion		
All Other		

CAPITAL DEBT AUTHORIZED, DECEMBER 31, 1980

ISSUED AND UNISSUED	GROSS DEBT	NET DEBT
School	1,510,000	
Self-liquidating	1,508,000	1,508,000
Other	828,450	814,340
Total	3,846,450	2,322,340

ISSUED AND OUTSTANDING	
School	
Self-Liquidoting	1,508,000.00
Other	424,233.60
Totol	1,932,233.60
EQUALIZED VALUATION BASIS FOR NET DEBT COMPUTATION	151,723,191

REAL PROPERTY VALUATIONS

Code	Class	# of Porcels	% VAL'N	ASSESSED VALUATION
1	Vocant Land	188	3.51	4,602,300.00
2	Residential	2174	88.94	116,647,550.00
3	Form			
4a	Commercial	72	5.89	7,728,400.00
4b	Industrial			
4c	Apartments	14	1.66	2,176,100.00
Total		2448		131,154,350.00

Land Area	.65 Sq. Miles
Net Valuation Toxable-Municipal	133,011,778
Net Voluation Toxoble-County	153,641,599
State Equolized Valuation	175,733,008
Stote Equalization Ratio	75.43

1980 PROPERTY TAX		
STATE EQUALIZED TAX RATE		
Local District School Taxes	.37	645,997.00
Regionol & Consolidated School Tax		
School Toxes in Municipal Budget		
County Taxes	.39	* 688,754.09
County Library Taxes	.02	39,157.10
Local Municipal Purpose Taxes	.32	558,700.00
Veteron & Senior Citizen Taxes		35,600.00
Total Taxes for Rate Computation	1.10	1,968,208.19
Special District Taxes		
Bonk Corp. Taxes		3,308.21
Added ond Omitted Taxes		12,962.10
Total Taxes Levied - ABSTRACT		1,948,878.50
Totol Taxes Billed		1,945,570.29
1980 TAXES COLLECTED		1,875,973.69
1980 Taxes Concelled, Abated or Adjusted		
Transfer to Tax Title Liens or Foreclosed		594.22
Balance Outstanding Dec. 31, 1980		69,002.38
PRIOR YEARS TAXES OUTSTANDING		
Balance January 1, 1980		60,374.54
Collected in 1980		59,824.34
Cancelled, Abated or Adjusted 1980		
Transfers to Tax Title Liens or Foreclosed		550.20
Balance December 31, 1980		
TAX TITLE LIENS OUTSTANDING		
Balance January 1, 1980		
Transfer From Taxes		1,215.75
Redeemed in 1980		
Cancelled, Aboted or Adjusted (1980)		
Transfers to Foreclosed Property		
Balance December 31, 1980		1,215.75
PROPERTY ACQUIRED BY DEED OR FORECLOSURE		
Balance Jonuory 1, 1980		
Transfers From Taxes or Liens		
Sale for Cash (1980)		
Concelled, Abated or Adjusted (1980)		
Balance December 31, 1980		

CURRENT FINANCES DECEMBER 31, 1980	
ASSETS	
Cash Dec. 31, 1980	960,157.20
Taxes Receivable	69,002.38
Tax Title Liens	1,215.75
Foreclosed Property	
Emergencies & Other Deferred Chorges	25,607.45
Stote and Federal Aid Receivable	4,525.22
Other Receivables	30.94
Totol	1,060,538.94
LIABILITIES, RESERVES, AND SURPLUS	
Cash Liabilities	529,822.16
Reserves for Receivables	70,249.07
Surplus Dec. 31, 1980	460,467.71
Totol	1,060,538.94

1980/3000

*Includes County Health Service Taxes or County Vocational School Taxes. See Table 13, pgs. 675, 676.

0421

Population 1970	2,790
Population 1980	3,042
S & P Rating	
Moody Rating	

General Tax Rate Per $100. 3.61

State Equalized Tax Rate 2.79

LAWNSIDE BOROUGH — CAMDEN COUNTY

Form of Government: Borough Council

Number of Members on Governing Body 6

PER CAPITA:		PER CENT:	
Gross Debt	648.62	Gross Debt	4.54
Net Debt	253.21	Net Debt	1.77
Debt Service	23.64	Tax Levy Collected	90.53
Total Tax Levy	471.61	Tax Levy Cancelled, Abated or Adjusted	1.95
Municipal Expenditures	313.12		

EXPENDITURES		REVENUES-REALIZED	
GENERAL GOVERNMENT			
Gaverning Body & Public Boards			
Municipal Clerk		1980 Praperty Taxes Collected	1,297,716.17
Financial Administration	16,178.00	1980 Payments in Lieu of Taxes	
Assessment of Taxes	18,655.00	Delinquent Tax & Lien Collectians	79,368.25
Collection af Taxes	43,187.00	Business Personalty Replacement Taxes	43,644.40
Planning, Housing & Development	6,738.00	Taxes fram Public Utilities	275,581.00
Human Resources	2,500.00	Other Miscellaneaus Tax Revenues	
Electians	2,714.00	State Aid Revenues	49,482.69
General Administratian (other)	130,392.00	Federal Aid Revenues	32,658.32
JUDICIARY		State and Local Fiscal Assistance Act Utilized	46,078.00
Municipal Courts	12,744.00	Sale af Acquired Praperty	
PUBLIC SAFETY		Other Miscellaneous Revenues	116,613.27
Fire Protection	21,394.00	Total	1,941,142.10
Police Pratectian	197,335.00	Priar Years Surplus Appropriated	342,333.00
Civil Defense & Disaster Control	50.00	REVENUES TOTAL	2,283,475.10
Enviranmental Inspection & Cantrol	11,524.00	Reserve Far Uncollected Taxes	134,260.00
Other Public Safety		CAPITAL OUTLAY TOTAL	6,167.00
PUBLIC WORKS			
Streets and Drainage	61,100.00	Public Enterprises	
Sewers and Sewage Processing		Recreation—Culture	813.00
Garbage and Trash Disposal	24,500.00	Public Works	4,904.00
Public Buildings and Grounds	24,438.00	Buildings and Grounds	450.00
Other Public Works	2,250.00	Library and Educatian	
HEALTH and WELFARE		Canservatian	
Health Services Except Enviranmental	1,965.00	All Other	
Welfare-Public Assistance	58,064.00	CAPITAL DEBT AUTHORIZED, DECEMBER 31, 1980	
Haspitals, Clinics, First Aid		ISSUED AND UNISSUED — GROSS DEBT / NET DEBT	
Animal, Insect, & Radent Cantral	1,620.00	Schaal	864,000
Other Welfare Services		Self-liquidating	410,000 / 271,177
RECREATION and CONSERVATION		Other	699,097 / 499,097
Beaches and Baardwalks		Total	1,973,097 / 770,274
Parks, Playgrounds, Shade Trees	28,210.00		
Land Reclamatian & Canservatian		ISSUED AND OUTSTANDING	
Other Recreatianal Services	4,100.00	Schaal	779,000.00
EDUCATION (excluding schaals)		Self-Liquidating	410,000.00
Libraries		Other	440,000.00
Other Educatianal Services		Tatal	1,629,000.00
STATUTORY EXPENDITURES		EQUALIZED VALUATION BASIS FOR NET DEBT COMPUTATION	43,416,373
Pensians & F. I. C. A.	32,600.84	REAL PROPERTY VALUATIONS	
Emplayee Fringe Benefits		Cade Class # of Parcels % VAL'N ASSESSED VALUATION	
Other Statutory Expenditures	3,000.00	1 Vacant Land 375 3.31 1,298,875.00	
CETA And Other Public Emplayment Programs	27,200.00	2 Residential 881 60.09 23,582,400.00	
MUNICIPAL FUNCTIONS TOTAL	732,458.84	3 Farm	
CAPITAL IMPROVEMENTS *MEMO*	1,000.00	4a Cammercial 40 23.65 9,283,533.00	
DEBT SERVICE		4b Industrial 5 9.67 3,776,150.00	
Principal Payments	45,000.00	4c Apartments 5 3.32 1,304,600.00	
Interest Payments	26,905.50	Total 1306 39,245,558.00	
		Land Area 1.43 Sq. Miles	
DEFERRED CHARGES .	13,893.16	Net Valuatian Taxable-Municipal	39,506,288
SCHOOL, COUNTY, SPECIAL DISTRICT TAXES	1,293,226.00	Net Valuatian Taxable-County	44,523,858
RESERVE FOR UNCOLLECTED TAXES	134,260.00	State Equalized Valuatian	50,972,137
EXPENDITURES TOTAL	2,245,743.50	State Equalizatian Ratia	77.39

1980 PROPERTY TAX		
STATE EQUALIZED TAX RATE	1.54	
Local District Schaal Taxes		786,587.15
Regianal & Cansalidated Schaal Tax		
Schaal Taxes in Municipal Budget		
Caunty Taxes	.97	* 495,402.31
Caunty Library Taxes	.02	11,236.54
Local Municipal Purpose Taxes	.26	134,055.00
Veteran & Seniar Citizen Taxes		26,790.00
Total Taxes for Rate Computatian	2.79	1,454,071.00
Special District Taxes		
Bank Corp. Taxes		1,238.01
Added and Omitted Taxes		6,106.59
Tatal Taxes Levied - ABSTRACT		1,434,625.60
Tatal Taxes Billed		1,433,469.47
1980 TAXES COLLECTED		1,297,716.17
1980 Taxes Cancelled, Abated ar Adjusted		27,885.13
Transfer ta Tax Title Liens or Foreclosed		25,087.90
Balance Outstanding Dec. 31, 1980		82,780.27
PRIOR YEARS TAXES OUTSTANDING		
Balance January 1, 1980		68,830.21
Callected in 1980		64,134.54
Cancelled, Abated ar Adjusted 1980		
Transfers ta Tax Title Liens or Foreclosed		4,695.67
Balance December 31, 1980		
TAX TITLE LIENS OUTSTANDING		
Balance January 1, 1980		96,713.17
Transfer Fram Taxes		30,679.27
Redeemed in 1980		15,233.71
Cancelled, Abated ar Adjusted (1980)		
Transfers ta Fareclosed Property		29,221.71
Balance December 31, 1980		82,937.02
PROPERTY ACQUIRED BY DEED OR FORECLOSURE		
Balance January 1, 1980		299,668.29
Transfers Fram Taxes ar Liens		29,221.71
Sale for Cash (1980)		
Cancelled, Abated ar Adjusted (1980)		
Balance December 31, 1980		328,890.00
CURRENT FINANCES DECEMBER 31, 1980		
ASSETS		
Cash Dec. 31, 1980		644,864.80
Taxes Receivable		82,780.27
Tax Title Liens		82,937.02
Fareclased Property		328,890.00
Emergencies & Other Deferred Charges		
State and Federal Aid Receivable		
Other Receivables		36,891.41
Total		1,176,363.50
LIABILITIES, RESERVES, AND SURPLUS		
Cash Liabilities		337,186.12
Reserves for Receivables		531,498.70
Surplus Dec. 31, 1980		307,678.68
Total		1,176,363.50

1980/3000

*Includes County Health Service Taxes or County Vocational School Taxes. See Table 13, pgs. 675, 676.

0608

Population 1970 2,345
Population 1980 2,116
S & P Rating
Moody Rating

General Tax Rate Per $100. 3.70
State Equalized Tax Rate 2.94

LAWRENCE TOWNSHIP – CUMBERLAND CO.

Form of Government:
Township Committee
Number of Members on Governing Body 3

PER CAPITA:		PER CENT:	
Gross Debt	17.45	Gross Debt	.15
Net Debt	10.40	Net Debt	.09
Debt Service		Tax Levy Collected	76.35
Total Tax Levy	393.32	Tax Levy Cancelled, Abated or Adjusted	
Municipal Expenditures	244.58		

EXPENDITURES		REVENUES-REALIZED	
GENERAL GOVERNMENT			
Governing Body & Public Boards			
Municipal Clerk		1980 Property Taxes Collected	633,516.05
Financial Administration	15,900.00	1980 Payments in Lieu of Taxes	
Assessment of Taxes	14,780.78	Delinquent Tax & Lien Collections	139,369.53
Collection of Taxes	19,635.00	Business Personalty Replacement Taxes	29,219.28
Planning, Housing & Development	7,606.68	Taxes from Public Utilities	94,545.00
Human Resources		Other Miscellaneous Tax Revenues	
Elections	1,164.00	State Aid Revenues	27,771.34
General Administration (other)	48,359.06	Federal Aid Revenues	
JUDICIARY		State and Local Fiscal Assistance Act Utilized	41,257.00
Municipal Courts	12,584.00	Sale of Acquired Property	81,089.50
PUBLIC SAFETY		Other Miscellaneous Revenues	46,219.98
Fire Protection	14,588.54	Total	1,092,987.68
Police Protection	47,575.83	Prior Years Surplus Appropriated	95,000.00
Civil Defense & Disaster Control	1,480.69	REVENUES TOTAL	1,187,987.68
Environmental Inspection & Control	7,460.00	Reserve For Uncollected Taxes	204,000.00
Other Public Safety		CAPITAL OUTLAY TOTAL	21,140.50
PUBLIC WORKS			
Streets and Drainage	59,908.00	Public Enterprises	
Sewers and Sewage Processing		Recreation—Culture	
Garbage and Trash Disposal	17,877.38	Public Works	21,140.50
Public Buildings and Grounds	11,596.00	Buildings and Grounds	
Other Public Works		Library and Education	
HEALTH and WELFARE		Conservation	
Health Services Except Environmental	250.00	All Other	
Welfare-Public Assistance	2,361.73	CAPITAL DEBT AUTHORIZED, DECEMBER 31, 1980	
Hospitals, Clinics, First Aid	1,500.00	ISSUED AND UNISSUED — GROSS DEBT — NET DEBT	
Animal, Insect, & Rodent Control	2,440.00	School 15,000	
Other Welfare Services		Self-liquidating	
RECREATION and CONSERVATION		Other 22,000 — 22,000	
Beaches and Boardwalks		Total 37,000 — 22,000	
Parks, Playgrounds, Shade Trees	2,527.86		
Land Reclamation & Conservation		ISSUED AND OUTSTANDING	
Other Recreational Services	1,300.00	School	15,000.00
EDUCATION (excluding schools)		Self-Liquidating	
Libraries	3,500.00	Other	
Other Educational Services		Total	15,000.00
STATUTORY EXPENDITURES		EQUALIZED VALUATION BASIS	
Pensions & F. I. C. A.	10,610.16	FOR NET DEBT COMPUTATION	25,296,606
Employee Fringe Benefits		REAL PROPERTY VALUATIONS	
Other Statutory Expenditures	1,120.00	Code Class # of Parcels % VAL'N — ASSESSED VALUATION	
CETA And Other Public Employment Programs		1 Vacant Land 3784 27.11 — 5,823,450.00	
MUNICIPAL FUNCTIONS TOTAL	306,125.71	2 Residential 628 46.28 — 9,942,975.00	
CAPITAL IMPROVEMENTS *MEMO*		3 Farm 307 17.11 — 3,674,040.00	
DEBT SERVICE		4a Commercial 53 6.26 — 1,344,025.00	
Principal Payments		4b Industrial 3 3.25 — 698,950.00	
Interest Payments		4c Apartments	
		Total 4775 — 21,483,440.00	
DEFERRED CHARGES	7,397.29	Land Area 37.35 Sq. Miles	
SCHOOL, COUNTY, SPECIAL DISTRICT TAXES	690,658.42	Net Valuation Taxable-Municipal	22,306,681
RESERVE FOR UNCOLLECTED TAXES	204,000.00	Net Valuation Taxable-County	27,228,519
EXPENDITURES TOTAL	1,208,181.42	State Equalized Valuation	27,863,203
		State Equalization Ratio	79.46

1980 PROPERTY TAX			
STATE EQUALIZED TAX RATE			
Local District School Taxes	1.48		414,960.50
Regional & Consolidated School Tax			
School Taxes in Municipal Budget			
County Taxes	.98	*	275,697.92
County Library Taxes			
Local Municipal Purpose Taxes	.47		133,000.00
Veteran & Senior Citizen Taxes			520,080.00
Total Taxes for Rate Computation	2.93		1,343,738.42
Special District Taxes			
Bank Corp. Taxes			2,476.01
Added and Omitted Taxes			6,136.15
Total Taxes Levied ABSTRACT			832,270.58
Total Taxes Billed			829,794.57
1980 TAXES COLLECTED			633,516.05
1980 Taxes Cancelled, Abated or Adjusted			
Transfer to Tax Title Liens or Foreclosed			
Balance Outstanding Dec. 31, 1980			196,278.52
PRIOR YEARS TAXES OUTSTANDING			
Balance January 1, 1980			127,932.51
Collected in 1980			116,885.07
Cancelled, Abated or Adjusted 1980			
Transfers to Tax Title Liens or Foreclosed			
Balance December 31, 1980			11,047.44
TAX TITLE LIENS OUTSTANDING			
Balance January 1, 1980			120,314.92
Transfer From Taxes			
Redeemed in 1980			22,484.46
Cancelled, Abated or Adjusted (1980)			
Transfers to Foreclosed Property			
Balance December 31, 1980			97,830.46
PROPERTY ACQUIRED BY DEED OR FORECLOSURE			
Balance January 1, 1980			579,700.00
Transfers From Taxes or Liens			
Sale for Cash (1980)			81,089.50
Cancelled, Abated or Adjusted (1980)			
Balance December 31, 1980			498,610.50
CURRENT FINANCES DECEMBER 31, 1980			
ASSETS			
Cash Dec. 31, 1980			415,085.73
Taxes Receivable			207,325.96
Tax Title Liens			97,830.46
Foreclosed Property			498,610.50
Emergencies & Other Deferred Charges			
State and Federal Aid Receivable			6,877.24
Other Receivables			21,780.50
Total			1,247,510.39
LIABILITIES, RESERVES, AND SURPLUS			
Cash Liabilities			90,861.68
Reserves for Receivables			825,547.42
Surplus Dec. 31, 1980			331,101.29
Total			1,247,510.39

1980, 3000

*Includes County Health Service Taxes or County Vocational School Taxes. See Table 13, pgs. 675, 676.

1107

Papulation 1970 19,610
Papulation 1980 19,724
S & P Rating
Maody Rating A-1

General Tax Rate Per $100. 3.86
State Equalized Tax Rate 2.48

LAWRENCE TOWNSHIP – MERCER COUNTY

Form of Government:
Council-Manager Plan E (OMCL50)
Number of Members on Governing Body 5

PER CAPITA:		PER CENT:	
Gross Debt	597.93	Gross Debt	2.13
Net Debt	447.55	Net Debt	1.59
Debt Service	24.95	Tax Levy Collected	96.36
Total Tax Levy	791.96	Tax Levy Cancelled, Abated or Adjusted	.05
Municipal Expenditures	354.17		

EXPENDITURES	
GENERAL GOVERNMENT	
Governing Body & Public Boards	
Municipal Clerk	
Financial Administratian	91,292.03
Assessment of Taxes	86,370.73
Callectian of Taxes	62,478.88
Planning, Hausing & Develapment	47,921.00
Human Resources	36,460.00
Elections	8,000.00
General Administratian (ather)	621,904.91
JUDICIARY	
Municipal Courts	59,617.97
PUBLIC SAFETY	
Fire Pratection	218,045.78
Palice Pratectian	1,369,108.92
Civil Defense & Disaster Cantral	31,807.00
Enviranmental Inspectian & Control	71,691.47
Other Public Safety	1,400.00
PUBLIC WORKS	
Streets and Drainage	712,610.00
Sewers and Sewage Pracessing	959,906.00
Garbage and Trash Dispasal	260,110.54
Public Buildings and Graunds	62,922.00
Other Public Warks	
HEALTH and WELFARE	
Health Services Except Enviranmental	124,226.00
Welfare-Public Assistance	45,900.00
Hospitals, Clinics, First Aid	
Animal, Insect, & Rodent Cantral	10,750.19
Other Welfare Services	
RECREATION and CONSERVATION	
Beaches and Baardwalks	
Parks, Playgrounds, Shade Trees	214,515.00
Land Reclamation & Canservatian	1,200.00
Other Recreational Services	106,925.00
EDUCATION (excluding schaals)	
Libraries	
Other Educational Services	1,045.00
STATUTORY EXPENDITURES	
Pensians & F. I. C. A.	338,444.00
Employee Fringe Benefits	156,813.00
Other Statutory Expenditures	15,000.00
CETA And Other Public Employment Pragrams	
MUNICIPAL FUNCTIONS TOTAL	5,716,465.42
CAPITAL IMPROVEMENTS *MEMO*	10,100.00
DEBT SERVICE	
Principal Payments	213,000.00
Interest Payments	279,156.50
DEFERRED CHARGES	192,936.37
SCHOOL, COUNTY, SPECIAL DISTRICT TAXES	13,550,784.46
RESERVE FOR UNCOLLECTED TAXES	584,000.00
EXPENDITURES TOTAL	20,536,342.75

REVENUES-REALIZED		
1980 Property Taxes Collected		15,044,099.34
1980 Payments in Lieu af Taxes		
Delinquent Tax & Lien Callections		521,738.55
Business Personalty Replacement Taxes		596,204.04
Taxes fram Public Utilities		1,478,638.00
Other Miscellaneous Tax Revenues		
State Aid Revenues		174,435.83
Federal Aid Revenues		
State and Local Fiscal Assistance Act Utilized		405,178.90
Sale of Acquired Property		
Other Miscellaneaus Revenues		1,304,414.84
Tatal		19,524,709.50
Priar Years Surplus Appropriated		715,000.00
REVENUES TOTAL		20,239,709.50
Reserve For Uncollected Taxes		584,000.00
CAPITAL OUTLAY TOTAL		1,314,231.09
Public Enterprises		
Recreation—Culture		229,889.87
Public Works		1,077,909.88
Buildings and Graunds		6,431.34
Library and Education		
Conservatian		
All Other		

CAPITAL DEBT AUTHORIZED, DECEMBER 31, 1980

ISSUED AND UNISSUED	GROSS DEBT	NET DEBT
School	2,602,000	
Self-liquidating		
Other	9,191,669	8,827,493
Tatal	11,793,669	8,827,493

ISSUED AND OUTSTANDING	
School	2,602,000.00
Self-Liquidating	
Other	7,069,000.00
Total	9,671,000.00
EQUALIZED VALUATION BASIS FOR NET DEBT COMPUTATION	554,921,155

REAL PROPERTY VALUATIONS

Code	Class	# af Parcels	% VAL'N	ASSESSED VALUATION
1	Vacant Land	1278	3.37	13,240,350.00
2	Residential	4843	43.30	170,257,050.00
3	Farm	178	1.14	4,480,700.00
4a	Commercial	255	43.69	171,800,100.00
4b	Industrial	39	5.40	21,226,300.00
4c	Apartments	13	3.10	12,182,700.00
Total		6606		393,187,200.00

Land Area 21.87 Sq. Miles

Net Valuation Taxable-Municipal	396,586,500
Net Valuation Taxable-County	602,495,922
State Equalized Valuation	613,387,306
State Equalization Ratio	64.46

1980 PROPERTY TAX		
STATE EQUALIZED TAX RATE	1.26	
Local District School Taxes		7,726,332.00
Regianal & Consolidated School Tax		
School Taxes in Municipal Budget		
County Taxes	.91	5,568,828.20
County Library Taxes	.04	255,624.26
Local Municipal Purpose Taxes	.28	1,745,077.00
Veteran & Senior Citizen Taxes		139,800.00
Total Taxes for Rate Computation	2.49	15,435,661.46
Special District Taxes		
Bank Carp. Taxes		20,011.33
Added and Omitted Taxes		304,776.96
Tatal Taxes Levied - ABSTRACT		15,620,649.75
Total Taxes Billed		15,613,015.86
1980 TAXES COLLECTED		15,044,099.34
1980 Taxes Cancelled, Abated ar Adjusted		8,024.94
Transfer ta Tax Title Liens ar Foreclosed		13,730.76
Balance Outstanding Dec. 31, 1980		547,160.82
PRIOR YEARS TAXES OUTSTANDING		
Balance January 1, 1980		1,433,697.31
Callected in 1980		521,297.10
Cancelled, Abated or Adjusted 1980		160.00
Transfers to Tax Title Liens or Fareclased		8,007.47
Balance December 31, 1980		904,232.74
TAX TITLE LIENS OUTSTANDING		
Balance January 1, 1980		43,014.88
Transfer From Taxes		22,848.48
Redeemed in 1980		441.45
Cancelled, Abated ar Adjusted (1980)		
Transfers to Foreclased Praperty		
Balance December 31, 1980		65,421.91
PROPERTY ACQUIRED BY DEED OR FORECLOSURE		
Balance January 1, 1980		12,110.00
Transfers From Taxes ar Liens		
Sale for Cash (1980)		
Cancelled, Abated or Adjusted (1980)		
Balance December 31, 1980		12,110.00
CURRENT FINANCES DECEMBER 31, 1980		
ASSETS		
Cash Dec. 31, 1980		1,133,071.16
Taxes Receivable		1,451,393.56
Tax Title Liens		65,421.91
Foreclased Property		12,110.00
Emergencies & Other Deferred Charges		244,811.88
State and Federal Aid Receivable		
Other Receivables		246,237.17
Tatal		3,153,045.68
LIABILITIES, RESERVES, AND SURPLUS		
Cash Liabilities		556,431.27
Reserves for Receivables		1,775,162.64
Surplus Dec. 31, 1980		821,451.77
Tatal		3,153,045.68

1018

Population 1970	850
Population 1980	820
S & P Rating	
Moody Rating	

General Tax Rate Per $100. 3.57

State Equalized Tax Rate 2.43

LEBANON BOROUGH — HUNTERDON COUNTY

Form of Government:
Borough Council
Number of Members on Governing Body 6

PER CAPITA:		PER CENT:	
Gross Debt	379.16	Gross Debt	1.69
Net Debt	160.73	Net Debt	.72
Debt Service	15.77	Tax Levy Collected	95.01
Total Tax Levy	646.60	Tax Levy Cancelled, Abated or Adjusted	
Municipal Expenditures	176.77		

EXPENDITURES	
GENERAL GOVERNMENT	
Governing Body & Public Boards	
Municipal Clerk	
Financial Administration	2,500.00
Assessment of Taxes	2,989.95
Collection of Taxes	2,676.90
Planning, Housing & Development	2,926.82
Human Resources	
Elections	
General Administration (other)	24,716.62
JUDICIARY	
Municipal Courts	5,317.59
PUBLIC SAFETY	
Fire Protection	9,300.00
Police Protection	17,445.97
Civil Defense & Disaster Control	
Environmental Inspection & Control	
Other Public Safety	
PUBLIC WORKS	
Streets and Drainage	7,717.20
Sewers and Sewage Processing	
Garbage and Trash Disposal	15,600.00
Public Buildings and Grounds	4,670.64
Other Public Works	
HEALTH and WELFARE	
Health Services Except Environmental	308.76
Welfare-Public Assistance	625.00
Hospitals, Clinics, First Aid	
Animal, Insect, & Rodent Control	
Other Welfare Services	
RECREATION and CONSERVATION	
Beaches and Boardwalks	
Parks, Playgrounds, Shade Trees	
Land Reclamation & Conservation	30.00
Other Recreational Services	5,410.00
EDUCATION (excluding schools)	
Libraries	
Other Educational Services	
STATUTORY EXPENDITURES	
Pensions & F. I. C. A.	1,700.30
Employee Fringe Benefits	1,099.53
Other Statutory Expenditures	151.96
CETA And Other Public Employment Programs	
MUNICIPAL FUNCTIONS TOTAL	105,137.24
CAPITAL IMPROVEMENTS *MEMO*	5,500.00
DEBT SERVICE	
Principal Payments	10,000.00
Interest Payments	2,921.95
DEFERRED CHARGES	960.00
SCHOOL, COUNTY, SPECIAL DISTRICT TAXES	489,269.19
RESERVE FOR UNCOLLECTED TAXES	25,925.91
EXPENDITURES TOTAL	634,224.29

REVENUES-REALIZED	
1980 Property Taxes Collected	502,854.96
1980 Payments in Lieu of Taxes	
Delinquent Tax & Lien Collections	24,591.48
Business Personalty Replacement Taxes	11,312.72
Taxes from Public Utilities	31,103.00
Other Miscellaneous Tax Revenues	
State Aid Revenues	6,100.98
Federal Aid Revenues	
State and Local Fiscal Assistance Act Utilized	5,894.00
Sale of Acquired Property	
Other Miscelloneous Revenues	29,125.06
Total	610,982.20
Prior Years Surplus Appropriated	26,000.00
REVENUES TOTAL	636,982.20
Reserve For Uncollected Taxes	25,925.91
CAPITAL OUTLAY TOTAL	39,994.19
Public Enterprises	
Recreation—Culture	
Public Works	39,994.19
Buildings and Grounds	
Library and Education	
Conservation	
All Other	

CAPITAL DEBT AUTHORIZED, DECEMBER 31, 1980

ISSUED AND UNISSUED	GROSS DEBT	NET DEBT
School	179,111	
Self-liquidating		
Other	131,800	131,800
Total	310,911	131,800
ISSUED AND OUTSTANDING		
School		179,111.17
Self-Liquidating		
Other		39,000.00
Total		218,111.17
EQUALIZED VALUATION BASIS FOR NET DEBT COMPUTATION		18,361,429

REAL PROPERTY VALUATIONS

Code	Class	# of Parcels	% VAL'N	ASSESSED VALUATION
1	Vacant Land	21	2.11	299,650.00
2	Residential	211	65.32	9,283,450.00
3	Farm	23	2.63	373,526.00
4a	Commercial	45	21.50	3,055,895.00
4b	Industrial	4	8.44	1,200,149.00
4c	Apartments			
Total		304		14,212,670.00

Land Area	1.23 Sq. Miles
Net Valuation Taxable-Municipal	14,825,040
Net Valuation Taxable-County	18,640,498
State Equalized Valuation	21,424,705
State Equalizotion Ratio	68.29

1980 PROPERTY TAX		
STATE EQUALIZED TAX RATE		
Local District School Taxes	1.11	241,608.00
Regional & Consolidated School Tax	.77	166,574.82
School Taxes in Municipal Budget		
County Taxes	.35	76,629.52
County Library Taxes	.02	4,456.85
Local Municipal Purpose Taxes	.18	39,514.00
Veteran & Senior Citizen Taxes		6,440.00
Total Taxes for Rate Computation	2.43	535,223.19
Special District Taxes		
Bank Corp. Taxes		1,426.32
Added and Omitted Taxes		
Total Taxes Levied - ABSTRACT		530,209.51
Total Taxes Billed		529,253.03
1980 TAXES COLLECTED		502,854.96
1980 Taxes Cancelled, Abated or Adjusted		
Transfer to Tax Title Liens or Foreclosed		
Balance Outstanding Dec. 31, 1980		26,398.07
PRIOR YEARS TAXES OUTSTANDING		
Balance January 1, 1980		24,591.67
Collected in 1980		24,591.48
Cancelled, Abated or Adjusted 1980		
Transfers to Tax Title Liens or Foreclosed		
Balance December 31, 1980		.19
TAX TITLE LIENS OUTSTANDING		
Balance January 1, 1980		
Transfer From Taxes		
Redeemed in 1980		
Cancelled, Abated or Adjusted (1980)		
Transfers to Foreclosed Property		
Balance December 31, 1980		
PROPERTY ACQUIRED BY DEED OR FORECLOSURE		
Balance January 1, 1980		
Transfers From Taxes or Liens		
Sale for Cash (1980)		
Cancelled, Abated or Adjusted (1980)		
Balance December 31, 1980		

CURRENT FINANCES DECEMBER 31, 1980	
ASSETS	
Cash Dec. 31, 1980	160,907.16
Taxes Receivable	26,399.16
Tax Title Liens	
Foreclosed Property	
Emergencies & Other Deferred Charges	
State and Federal Aid Receivable	
Other Receivables	12,887.47
Total	200,193.79
LIABILITIES, RESERVES, AND SURPLUS	
Cash Liabilities	119,319.68
Reserves for Receivables	39,286.63
Surplus Dec. 31, 1980	41,587.48
Total	200,193.79

1980/3000

1019

Population 1970 4,250
Population 1980 5,459
S & P Rating
Moody Rating

General Tax Rate Per $100. 1.33
State Equalized Tax Rate 1.52

LEBANON TOWNSHIP — HUNTERDON COUNTY

Form of Government:
Township Committee
Number of Members on Governing Body 3

PER CAPITA:
Gross Debt 294.83
Net Debt
Debt Service
Total Tax Levy 385.19
Municipal Expenditures 368.60

PER CENT:
Gross Debt 1.36
Net Debt
Tax Levy Collected 90.87
Tax Levy Cancelled, Abated or Adjusted .50

EXPENDITURES	
GENERAL GOVERNMENT	
Governing Body & Public Boards	
Municipal Clerk	
Financial Administration	17,400.00
Assessment of Taxes	18,300.00
Collection of Taxes	26,000.00
Planning, Housing & Development	29,150.00
Human Resources	2,000.00
Elections	800.00
General Administration (other)	180,600.00
JUDICIARY	
Municipal Courts	5,300.00
PUBLIC SAFETY	
Fire Protection	27,410.00
Police Protection	227,050.00
Civil Defense & Disaster Control	500.00
Environmental Inspection & Control	16,500.00
Other Public Safety	
PUBLIC WORKS	
Streets and Drainage	340,000.00
Sewers and Sewage Processing	
Garbage and Trash Disposal	10,000.00
Public Buildings and Grounds	50,700.00
Other Public Works	28,801.33
HEALTH and WELFARE	
Health Services Except Environmental	11,000.00
Welfare-Public Assistance	7,920.00
Hospitals, Clinics, First Aid	
Animal, Insect, & Rodent Control	1,600.00
Other Welfare Services	
RECREATION and CONSERVATION	
Beaches and Boardwalks	
Parks, Playgrounds, Shade Trees	
Land Reclamation & Conservation	5,800.00
Other Recreational Services	17,070.00
EDUCATION (excluding schools)	
Libraries	19,500.00
Other Educational Services	644,000.00
STATUTORY EXPENDITURES	
Pensions & F. I. C. A.	55,400.00
Employee Fringe Benefits	30,000.00
Other Statutory Expenditures	4,000.00
CETA And Other Public Employment Programs	
MUNICIPAL FUNCTIONS TOTAL	1,776,801.33
CAPITAL IMPROVEMENTS *MEMO*	250,000.00
DEBT SERVICE	
Principal Payments	
Interest Payments	
DEFERRED CHARGES	10,000.00
SCHOOL, COUNTY, SPECIAL DISTRICT TAXES	2,083,748.08
RESERVE FOR UNCOLLECTED TAXES	225,390.00
EXPENDITURES TOTAL	4,095,939.41

REVENUES-REALIZED	
1980 Property Taxes Collected	1,911,750.95
1980 Payments in Lieu of Taxes	
Delinquent Tax & Lien Collections	175,708.83
Business Personalty Replacement Taxes	48,262.84
Taxes from Public Utilities	1,583,594.00
Other Miscellaneous Tax Revenues	
State Aid Revenues	31,549.83
Federal Aid Revenues	
State and Local Fiscal Assistance Act Utilized	110,561.33
Sale of Acquired Property	
Other Miscellaneous Revenues	341,839.40
Total	4,203,267.18
Prior Years Surplus Appropriated	860,000.00
REVENUES TOTAL	5,063,267.18
Reserve For Uncollected Taxes	225,390.00
CAPITAL OUTLAY TOTAL	220,035.04
Public Enterprises	
Recreation—Culture	
Public Works	220,035.04
Buildings and Grounds	
Library and Education	
Conservation	
All Other	

CAPITAL DEBT AUTHORIZED, DECEMBER 31, 1980

ISSUED AND UNISSUED	GROSS DEBT	NET DEBT
School	1,609,474	
Self-liquidating		
Other		
Total	1,609,474	
ISSUED AND OUTSTANDING		
School		1,237,474.70
Self-Liquidating		
Other		
Total		1,237,474.70
EQUALIZED VALUATION BASIS FOR NET DEBT COMPUTATION		118,657,531

REAL PROPERTY VALUATIONS

Code	Class	# of Parcels	% VAL'N	ASSESSED VALUATION
1	Vacant Land	556	7.77	12,084,420.00
2	Residential	1463	74.58	116,062,467.00
3	Farm	409	11.49	17,876,402.00
4a	Commercial	53	5.74	8,940,524.00
4b	Industrial			
4c	Apartments	3	.43	662,800.00
Total		2484		155,626,613.00

Land Area	31.85 Sq. Miles
Net Valuation Taxable-Municipal	156,888,730
Net Valuation Taxable-County	123,437,843
State Equalized Valuation	136,707,462
State Equalization Ratio	114.90

1980 PROPERTY TAX	STATE EQUALIZED TAX RATE	
Local District School Taxes	.39	525,946.00
Regional & Consolidated School Tax	.75	1,020,553.67
School Taxes in Municipal Budget		
County Taxes	.37	507,719.23
County Library Taxes	.02	29,529.18
Local Municipal Purpose Taxes		
Veteran & Senior Citizen Taxes		35,980.00
Total Taxes for Rate Computation	1.53	2,119,728.08
Special District Taxes		
Bank Corp. Taxes		701.76
Added and Omitted Taxes		18,294.36
Total Taxes Levied - ABSTRACT		2,102,744.20
Total Taxes Billed		2,104,915.42
1980 TAXES COLLECTED		1,911,750.95
1980 Taxes Cancelled, Abated or Adjusted		10,592.28
Transfer to Tax Title Liens or Foreclosed		9,767.56
Balance Outstanding Dec. 31, 1980		172,804.63
PRIOR YEARS TAXES OUTSTANDING		
Balance January 1, 1980		151,759.12
Collected in 1980		143,624.67
Cancelled, Abated or Adjusted 1980		8.19
Transfers to Tax Title Liens or Foreclosed		
Balance December 31, 1980		8,126.26
TAX TITLE LIENS OUTSTANDING		
Balance January 1, 1980		60,414.52
Transfer From Taxes		9,767.56
Redeemed in 1980		32,084.16
Cancelled, Abated or Adjusted (1980)		
Transfers to Foreclosed Property		
Balance December 31, 1980		38,097.92
PROPERTY ACQUIRED BY DEED OR FORECLOSURE		
Balance January 1, 1980		38,000.00
Transfers From Taxes or Liens		
Sale for Cash (1980)		
Cancelled, Abated or Adjusted (1980)		
Balance December 31, 1980		38,000.00

CURRENT FINANCES DECEMBER 31, 1980 ASSETS	
Cash Dec. 31, 1980	2,695,888.93
Taxes Receivable	180,930.89
Tax Title Liens	38,097.92
Foreclosed Property	38,000.00
Emergencies & Other Deferred Charges	
State and Federal Aid Receivable	2,721.50
Other Receivables	938.57
Total	2,956,577.81
LIABILITIES, RESERVES, AND SURPLUS	
Cash Liabilities	849,743.85
Reserves for Receivables	257,967.38
Surplus Dec. 31, 1980	1,848,866.58
Total	2,956,577.81

0229

Population 1970 8,865
Population 1980 8,027
S & P Roting
Moody Rating A

General Tax Rote Per $100. 3.82
State Equalized Tox Rote 3.06

LEONIA BOROUGH — BERGEN COUNTY

Form of Government:
Borough Council
Number of Members on Governing Body 6

PER CAPITA:		PER CENT:	
Gross Debt	617.65	Gross Debt	2.97
Net Debt	127.18	Net Debt	.61
Debt Service	14.69	Tax Levy Collected	97.89
Total Tox Levy	697.05	Tax Levy Cancelled, Abated or Adjusted	.19
Municipol Expenditures	331.86		

EXPENDITURES	
GENERAL GOVERNMENT	
Governing Body & Public Boords	
Municipol Clerk	
Financial Administration	7,750.00
Assessment of Taxes	10,920.00
Collection of Taxes	66,921.00
Plonning, Housing & Development	8,110.00
Human Resources	
Elections	1,200.00
Generol Administrotion (other)	283,690.00
JUDICIARY	
Municipol Courts	26,838.00
PUBLIC SAFETY	
Fire Protection	70,970.00
Police Protection	547,045.60
Civil Defense & Disoster Control	
Environmental Inspection & Control	35,772.00
Other Public Sofety	
PUBLIC WORKS	
Streets and Droinoge	133,471.85
Sewers and Sewoge Processing	161,849.52
Gorboge and Trosh Disposal	185,030.00
Public Buildings ond Grounds	138,210.00
Other Public Works	88,891.00
HEALTH and WELFARE	
Health Services Except Environmental	31,454.52
Welfare-Public Assistance	5,675.00
Hospitals, Clinics, First Aid	
Animal, Insect, & Rodent Control	
Other Welfore Services	
RECREATION ond CONSERVATION	
Beaches ond Boordwolks	
Porks, Playgrounds, Shade Trees	24,359.00
Land Reclomation & Conservation	4,608.86
Other Recreotionol Services	81,145.00
EDUCATION (excluding schools)	
Libraries	139,577.00
Other Educotional Services	
STATUTORY EXPENDITURES	
Pensions & F. I. C. A.	194,537.34
Employee Fringe Benefits	60,000.00
Other Stotutory Expenditures	5,000.00
CETA And Other Public Employment Progroms	20,407.21
MUNICIPAL FUNCTIONS TOTAL	2,333,432.90
CAPITAL IMPROVEMENTS *MEMO*	30,600.00
DEBT SERVICE	
Principol Poyments	74,980.00
Interest Poyments	42,910.45
DEFERRED CHARGES	30,406.11
SCHOOL, COUNTY, SPECIAL DISTRICT TAXES	4,165,941.78
RESERVE FOR UNCOLLECTED TAXES	182,098.00
EXPENDITURES TOTAL	6,829,769.24

REVENUES REALIZED	
1980 Property Taxes Collected	5,471,026.44
1980 Payments in Lieu of Taxes	
Delinquent Tox & Lien Collections	120,010.39
Business Personolty Replocement Taxes	50,899.40
Taxes from Public Utilities	628,611.00
Other Miscelloneous Tax Revenues	
State Aid Revenues	75,044.16
Federal Aid Revenues	17,651.39
State and Local Fiscal Assistance Act Utilized	63,163.60
Sale of Acquired Property	
Other Miscellaneous Revenues	200,075.34
Total	6,626,481.72
Prior Years Surplus Appropriated	225,000.00
REVENUES TOTAL	6,851,481.72
Reserve For Uncollected Taxes	182,098.00
CAPITAL OUTLAY TOTAL	364,184.72
Public Enterprises	58,693.24
Recreation—Culture	12,402.78
Public Works	135,624.30
Buildings and Grounds	157,464.40
Library and Education	
Conservotion	
All Other	

CAPITAL DEBT AUTHORIZED, DECEMBER 31, 1980

ISSUED AND UNISSUED	GROSS DEBT	NET DEBT
School	3,557,000	
Self-liquidating	380,000	
Other	1,020,912	1,020,912
Total	4,957,912	1,020,912

ISSUED AND OUTSTANDING	
School	3,557,000.00
Self-Liquidating	380,000.00
Other	943,940.00
Total	4,880,940.00
EQUALIZED VALUATION BASIS FOR NET DEBT COMPUTATION	167,064,966

REAL PROPERTY VALUATIONS

Code	Closs	# of Parcels	% VAL'N	ASSESSED VALUATION
1	Vacant Land	90	1.37	1,984,900.00
2	Residential	1991	82.60	119,870,500.00
3	Form			
4o	Commercial	64	5.18	7,514,100.00
4b	Industrial	5	2.32	3,370,700.00
4c	Aportments	40	8.53	12,380,200.00
Total		2190		145,120,400.00

Lond Area 1.50 Sq. Miles

Net Voluotion Toxoble-Municipol	146,080,896
Net Valuation Toxable-County	168,764,039
State Equolized Valuotion	181,774,118
State Equalizotion Ratio	80.26

1980 PROPERTY TAX		
STATE EQUALIZED TAX RATE		
Local District School Taxes	1.95	3,551,998.00
Regional & Consolidoted School Tox		
School Toxes in Municipol Budget		
County Taxes	.34	613,943.78
County Library Taxes		
Local Municipal Purpose Toxes	.77	1,409,660.53
Veteron & Senior Citizen Toxes		49,720.00
Totol Toxes for Rote Computotion	3.06	5,625,322.31
Special District Taxes		
Bonk Corp. Taxes		11,185.57
Added and Omitted Toxes		8,436.42
Totol Toxes Levied - ABSTRACT		5,595,224.30
Total Toxes Billed		5,588,726.69
1980 TAXES COLLECTED		5,471,026.44
1980 Toxes Concelled, Abated or Adjusted		10,581.40
Tronsfer to Tox Title Liens or Foreclosed		11,127.66
Bolonce Outstonding Dec. 31, 1980		95,991.19
PRIOR YEARS TAXES OUTSTANDING		
Balance Jonuory 1, 1980		131,534.02
Collected in 1980		120,010.39
Concelled, Aboted or Adjusted 1980		2,520.00
Transfers to Tox Title Liens or Foreclosed		
Balance December 31, 1980		9,003.63
TAX TITLE LIENS OUTSTANDING		
Bolonce Jonuory 1, 1980		86,771.26
Tronsfer From Toxes		11,127.66
Redeemed in 1980		
Concelled, Abated or Adjusted (1980)		
Tronsfers to Foreclosed Property		
Bolonce December 31, 1980		97,898.92
PROPERTY ACQUIRED BY DEED OR FORECLOSURE		
Balance January 1, 1980		66,740.00
Transfers From Taxes or Liens		
Sale for Cash (1980)		
Cancelled, Abated or Adjusted (1980)		
Balance December 31, 1980		66,740.00

CURRENT FINANCES DECEMBER 31, 1980	
ASSETS	
Cosh Dec. 31, 1980	548,707.13
Toxes Receivable	104,994.82
Tax Title Liens	97,898.92
Foreclosed Property	66,740.00
Emergencies & Other Deferred Charges	65,730.00
Stote and Federal Aid Receivable	
Other Receivables	35.00
Total	884,105.87
LIABILITIES, RESERVES, AND SURPLUS	
Cash Liabilities	195,896.37
Reserves for Receivables	269,668.74
Surplus Dec. 31, 1980	418,540.76
Totol	884,105.87

1980 3000

2114

Papulation 1970 1,235
Papulation 1980 1,730
S & P Rating
Maady Rating

General Tax Rate Per $100. 2.78
State Equalized Tax Rate 2.12

LIBERTY TOWNSHIP – WARREN COUNTY

Form of Government:
Township Committee
Number of Members on Governing Body 3

PER CAPITA:

Gross Debt	364.16
Net Debt	
Debt Service	
Total Tax Levy	484.20
Municipal Expenditures	186.72

PER CENT:

Gross Debt	1.84
Net Debt	
Tax Levy Collected	90.28
Tax Levy Cancelled, Abated or Adjusted	.13

EXPENDITURES	
GENERAL GOVERNMENT	
Gaverning Body & Public Baards	2,700.00
Municipal Clerk	5,125.00
Financial Administratian	7,500.00
Assessment af Taxes	6,600.00
Callection af Taxes	7,125.00
Planning, Hausing & Develapment	3,300.00
Human Resources	
Elections	
General Administratian (other)	30,050.00
JUDICIARY	
Municipal Caurts	
PUBLIC SAFETY	
Fire Protectian	5,000.00
Police Protectian	4,000.00
Civil Defense & Disaster Cantral	300.00
Environmental Inspection & Cantral	6,400.00
Other Public Safety	
PUBLIC WORKS	
Streets and Drainage	128,420.00
Sewers and Sewage Processing	
Garbage and Trash Disposal	3,100.00
Public Buildings and Grounds	10,000.00
Other Public Warks	
HEALTH and WELFARE	
Health Services Except Enviranmental	100.00
Welfare-Public Assistance	100.00
Hospitals, Clinics, First Aid	
Animal, Insect, & Radent Cantral	200.00
Other Welfare Services	
RECREATION and CONSERVATION	
Beaches and Boardwalks	
Parks, Playgrounds, Shade Trees	
Land Reclamation & Canservatian	
Other Recreational Services	2,000.00
EDUCATION (excluding schaals)	
Libraries	
Other Educational Services	
STATUTORY EXPENDITURES	
Pensions & F. I. C. A.	11,000.00
Employee Fringe Benefits	2,350.00
Other Statutary Expenditures	800.00
CETA And Other Public Employment Programs	
MUNICIPAL FUNCTIONS TOTAL	236,170.00
CAPITAL IMPROVEMENTS *MEMO*	
DEBT SERVICE	
Principal Payments	
Interest Payments	
DEFERRED CHARGES	4,600.00
SCHOOL, COUNTY, SPECIAL DISTRICT TAXES	753,957.74
RESERVE FOR UNCOLLECTED TAXES	82,253.40
EXPENDITURES TOTAL	1,076,981.14

REVENUES-REALIZED	
1980 Property Taxes Callected	759,200.85
1980 Payments in Lieu af Taxes	
Delinquent Tax & Lien Callectians	58,081.39
Business Persanalty Replacement Taxes	12,508.96
Taxes from Public Utilities	55,755.00
Other Miscellaneous Tax Revenues	
State Aid Revenues	8,696.43
Federal Aid Revenues	
State and Local Fiscal Assistance Act Utilized	9,498.00
Sale of Acquired Property	
Other Miscellaneous Revenues	56,484.99
Tatal	960,225.62
Prior Years Surplus Appropriated	71,000.00
REVENUES TOTAL	1,031,225.62
Reserve Far Uncollected Taxes	82,253.40

CAPITAL OUTLAY	TOTAL
Public Enterprises	
Recreation—Culture	
Public Works	
Buildings and Graunds	
Library and Educatian	
Conservatian	
All Other	

CAPITAL DEBT AUTHORIZED, DECEMBER 31, 1980

ISSUED AND UNISSUED	GROSS DEBT	NET DEBT
School	630,000	
Self-liquidating		
Other		
Tatal	630,000	
ISSUED AND OUTSTANDING		
School		630,000.00
Self-Liquidating		
Other		
Tatal		630,000.00
EQUALIZED VALUATION BASIS FOR NET DEBT COMPUTATION		34,298,400

REAL PROPERTY VALUATIONS

Code	Class	# of Parcels	% VAL'N	ASSESSED VALUATION
1	Vacant Land	332	9.03	2,667,699.00
2	Residential	650	76.29	22,535,712.00
3	Farm	69	10.53	3,110,457.00
4a	Commercial	25	4.15	1,225,676.00
4b	Industrial			
4c	Apartments			
Total		1076		29,539,544.00

Land Area 12.25 Sq. Miles

Net Valuation Taxable-Municipal	30,177,923
Net Valuation Taxable-County	36,045,639
State Equalized Valuation	39,372,769
State Equalization Ratio	76.53

1980 PROPERTY TAX		
STATE EQUALIZED TAX RATE		
Local District School Taxes	1.37	539,499.00
Regional & Consolidated Schaal Tax		
School Taxes in Municipal Budget		
County Taxes	.52	* 203,841.12
County Library Taxes	.03	10,617.62
Local Municipal Purpose Taxes	.21	82,170.00
Veteran & Senior Citizen Taxes		15,750.00
Total Taxes for Rate Computation	2.13	851,877.74
Special District Taxes		
Bank Carp. Taxes		
Added and Omitted Taxes		1,541.85
Total Taxes Levied - ABSTRACT		837,669.59
Total Taxes Billed		840,953.30
1980 TAXES COLLECTED		759,200.85
1980 Taxes Cancelled, Abated or Adjusted		1,117.85
Transfer to Tax Title Liens ar Fareclased		16,801.42
Balance Outstanding Dec. 31, 1980		63,833.18
PRIOR YEARS TAXES OUTSTANDING		
Balance January 1, 1980		73,817.35
Collected in 1980		52,535.85
Cancelled, Abated or Adjusted 1980		
Transfers to Tax Title Liens ar Fareclosed		6,076.70
Balance December 31, 1980		15,204.80
TAX TITLE LIENS OUTSTANDING		
Balance January 1, 1980		28,298.21
Transfer From Taxes		23,601.30
Redeemed in 1980		5,545.54
Cancelled, Abated or Adjusted (1980)		
Transfers to Fareclosed Praperty		
Balance December 31, 1980		46,353.97
PROPERTY ACQUIRED BY DEED OR FORECLOSURE		
Balance January 1, 1980		5,110.00
Transfers From Taxes ar Liens		
Sale for Cash (1980)		
Cancelled, Abated ar Adjusted (1980)		
Balance December 31, 1980		5,110.00

CURRENT FINANCES DECEMBER 31, 1980 ASSETS	
Cash Dec. 31, 1980	343,707.31
Taxes Receivable	79,037.98
Tax Title Liens	46,353.97
Foreclosed Property	5,110.00
Emergencies & Other Deferred Charges	1,600.00
State and Federal Aid Receivable	1,116.58
Other Receivables	4,097.68
Tatal	481,023.52
LIABILITIES, RESERVES, AND SURPLUS	
Cash Liabilities	276,424.74
Reserves for Receivables	134,599.63
Surplus Dec. 31, 1980	69,999.15
Tatal	481,023.52

*Includes County Health Service Taxes or County Vocational School Taxes. See Table 13, pgs. 675, 676.

1416

Population 1970 9,070
Population 1980 8,806
S & P Rating
Maody Rating

General Tax Rate Per $100. 4.88
State Equalized Tax Rate 2.93

LINCOLN PARK BOROUGH — MORRIS COUNTY

Form of Government:
Mayor-Council Plan F (OMCL50)
Number of Members on Governing Body 7

PER CAPITA		PER CENT:	
Gross Debt	563.24	Gross Debt	3.19
Net Debt	403.91	Net Debt	2.29
Debt Service	36.49	Tax Levy Collected	96.54
Total Tax Levy	572.19	Tax Levy Cancelled, Abated or Adjusted	.01
Municipal Expenditures	319.74		

EXPENDITURES	
GENERAL GOVERNMENT	
Governing Body & Public Boards	
Municipal Clerk	
Financial Administration	36,187.00
Assessment of Taxes	16,447.50
Collection of Taxes	22,559.00
Planning, Housing & Development	34,995.55
Human Resources	11,265.00
Elections	
General Administration (other)	236,795.89
JUDICIARY	
Municipal Courts	12,364.00
PUBLIC SAFETY	
Fire Protection	47,871.05
Police Protection	466,327.00
Civil Defense & Disaster Control	4,096.00
Environmental Inspection & Control	19,769.00
Other Public Safety	
PUBLIC WORKS	
Streets and Drainage	264,151.00
Sewers and Sewage Processing	229,122.50
Garbage and Trash Disposal	159,573.98
Public Buildings and Grounds	80,387.51
Other Public Works	27,448.00
HEALTH and WELFARE	
Health Services Except Environmental	63,972.00
Welfare-Public Assistance	11,868.00
Hospitals, Clinics, First Aid	
Animal, Insect, & Radent Control	1,377.00
Other Welfare Services	
RECREATION and CONSERVATION	
Beaches and Boardwalks	
Parks, Playgrounds, Shade Trees	41,752.00
Land Reclamation & Conservation	
Other Recreational Services	18,855.00
EDUCATION (excluding schools)	
Libraries	82,900.00
Other Educational Services	300.00
STATUTORY EXPENDITURES	
Pensions & F.I.C.A.	112,117.00
Employee Fringe Benefits	41,103.00
Other Statutory Expenditures	8,700.00
CETA And Other Public Employment Programs	38,613.00
MUNICIPAL FUNCTIONS TOTAL	2,090,916.98
CAPITAL IMPROVEMENTS *MEMO*	
DEBT SERVICE	
Principal Payments	245,000.00
Interest Payments	76,292.01
DEFERRED CHARGES	
SCHOOL, COUNTY, SPECIAL DISTRICT TAXES	3,413,636.79
RESERVE FOR UNCOLLECTED TAXES	403,405.42
EXPENDITURES TOTAL	6,229,251.20

REVENUES-REALIZED		
1980 Property Taxes Collected		4,862,469.48
1980 Payments in Lieu of Taxes		
Delinquent Tax & Lien Collections		97,675.14
Business Personalty Replacement Taxes		87,067.86
Taxes from Public Utilities		258,332.67
Other Miscellaneous Tax Revenues		
State Aid Revenues		75,193.45
Federal Aid Revenues		49,291.13
State and Local Fiscal Assistance Act Utilized		128,581.98
Sale of Acquired Property		
Other Miscellaneous Revenues		308,229.08
	Total	5,866,840.79
Prior Years Surplus Appropriated		330,000.00
REVENUES	TOTAL	6,196,840.79
Reserve For Uncollected Taxes		403,405.42
CAPITAL OUTLAY	TOTAL	635,218.02
Public Enterprises		
Recreation—Culture		
Public Works		635,218.02
Buildings and Grounds		
Library and Education		
Conservation		
All Other		

CAPITAL DEBT AUTHORIZED, DECEMBER 31, 1980

ISSUED AND UNISSUED	GROSS DEBT	NET DEBT
School	446,000	
Self-liquidating	1,006,500	49,404
Other	3,507,400	3,507,400
Total	4,959,900	3,556,804
ISSUED AND OUTSTANDING		
School		446,000.00
Self-Liquidating		769,000.00
Other		1,204,000.00
Total		2,419,000.00
EQUALIZED VALUATION BASIS FOR NET DEBT COMPUTATION		155,256,575

REAL PROPERTY VALUATIONS

Code	Class	# of Parcels	% VAL'N	ASSESSED VALUATION
1	Vacant Land	507	7.80	8,000,300.00
2	Residential	2068	66.99	68,676,350.00
3	Farm	45	.72	739,400.00
4a	Commercial	63	10.72	10,984,900.00
4b	Industrial	19	6.61	6,781,200.00
4c	Apartments	3	7.16	7,335,700.00
Total		2705		102,517,850.00

Land Area 6.66 Sq. Miles

Net Valuation Taxable-Municipal	103,015,687
Net Valuation Taxable-County	165,502,362
State Equalized Valuation	170,738,888
State Equalization Ratio	60.22

1980 PROPERTY TAX		
STATE EQUALIZED TAX RATE	1.65	
Local District School Taxes		2,819,019.50
Regional & Consolidated School Tax		
School Taxes in Municipal Budget		
County Taxes	.35	594,617.29
County Library Taxes		
Local Municipal Purpose Taxes	.94	1,611,516.00
Veteran & Senior Citizen Taxes		50,190.00
Total Taxes for Rate Computation	2.94	5,075,342.79
Special District Taxes		
Bank Corp. Taxes		4,470.95
Added and Omitted Taxes		9,047.42
Total Taxes Levied - ABSTRACT		5,038,671.16
Total Taxes Billed		5,036,603.34
1980 TAXES COLLECTED		4,862,469.48
1980 Taxes Cancelled, Abated or Adjusted		627.63
Transfer to Tax Title Liens or Foreclosed		74,557.68
Balance Outstanding Dec. 31, 1980		98,948.55
PRIOR YEARS TAXES OUTSTANDING		
Balance January 1, 1980		141,975.76
Collected in 1980		85,489.97
Cancelled, Abated or Adjusted 1980		
Transfers to Tax Title Liens or Foreclosed		42,082.42
Balance December 31, 1980		14,403.37
TAX TITLE LIENS OUTSTANDING		
Balance January 1, 1980		148,595.99
Transfer From Taxes		124,788.19
Redeemed in 1980		12,185.17
Cancelled, Abated or Adjusted (1980)		
Transfers to Foreclosed Property		
Balance December 31, 1980		261,199.01
PROPERTY ACQUIRED BY DEED OR FORECLOSURE		
Balance January 1, 1980		476,540.00
Transfers From Taxes or Liens		
Sale for Cash (1980)		
Cancelled, Abated or Adjusted (1980)		
Balance December 31, 1980		476,540.00

CURRENT FINANCES DECEMBER 31, 1980

ASSETS	
Cash Dec. 31, 1980	1,244,690.46
Taxes Receivable	113,351.92
Tax Title Liens	261,199.01
Foreclosed Property	476,540.00
Emergencies & Other Deferred Charges	
State and Federal Aid Receivable	3,589.54
Other Receivables	114,604.38
Total	2,213,975.31
LIABILITIES, RESERVES, AND SURPLUS	
Cash Liabilities	295,797.94
Reserves for Receivables	965,695.31
Surplus Dec. 31, 1980	952,482.06
Total	2,213,975.31

1980/3000

2009

Population 1970	41,475
Population 1980	37,836
S & P Rating	AA
Moody Rating	AA

General Tax Rate Per $100. 1.84

State Equalized Tax Rate 1.44

LINDEN CITY — UNION COUNTY

Form of Government:
City Charter Act (P.L. 1897 c.30)
Number of Members on Governing Body 11

PER CAPITA:		PER CENT:	
Grass Debt	501.56	Grass Debt	1.49
Net Debt	340.68	Net Debt	1.01
Debt Service	52.87	Tax Levy Collected	98.18
Total Tax Levy	542.65	Tax Levy Cancelled, Abated or Adjusted	.10
Municipal Expenditures	620.12		

EXPENDITURES	
GENERAL GOVERNMENT	
Governing Body & Public Boards	265,100.00
Municipal Clerk	125,050.00
Financial Administration	337,200.00
Assessment of Taxes	197,175.00
Collection of Taxes	128,075.00
Planning, Housing & Development	44,475.00
Human Resources	1,740.00
Elections	8,450.00
General Administration (other)	1,570,960.00
JUDICIARY	
Municipal Courts	98,075.00
PUBLIC SAFETY	
Fire Protection	3,618,975.00
Police Protection	3,120,469.00
Civil Defense & Disaster Control	23,125.00
Environmental Inspection & Control	147,200.00
Other Public Safety	31,950.00
PUBLIC WORKS	
Streets and Drainage	2,542,081.00
Sewers and Sewage Processing	434,705.16
Garbage and Trash Disposal	559,750.00
Public Buildings and Grounds	1,094,850.00
Other Public Works	1,200.00
HEALTH and WELFARE	
Health Services Except Environmental	291,642.00
Welfare-Public Assistance	43,150.00
Hospitals, Clinics, First Aid	
Animal, Insect, & Rodent Control	16,500.00
Other Welfare Services	
RECREATION and CONSERVATION	
Beaches and Boardwalks	
Parks, Playgrounds, Shade Trees	259,175.00
Land Reclamation & Conservation	525.00
Other Recreational Services	804,025.00
EDUCATION (excluding schools)	
Libraries	842,766.00
Other Educational Services	654,250.00
STATUTORY EXPENDITURES	
Pensions & F. I. C. A.	2,375,000.00
Employee Fringe Benefits	697,500.00
Other Statutory Expenditures	80,000.00
CETA And Other Public Employment Programs	
MUNICIPAL FUNCTIONS TOTAL	20,415,138.16
CAPITAL IMPROVEMENTS *MEMO*	
DEBT SERVICE	
Principal Payments	1,170,000.00
Interest Payments	830,542.49
TYPE I SCHL DEBT *MEMO	838,601.75
DEFERRED CHARGES	3,060.22
SCHOOL, COUNTY, SPECIAL DISTRICT TAXES	20,414,806.49
RESERVE FOR UNCOLLECTED TAXES	1,044,000.00
EXPENDITURES TOTAL	43,877,547.36

REVENUES-REALIZED		
1980 Property Taxes Collected		20,121,261.74
1980 Payments in Lieu of Taxes		
Delinquent Tax & Lien Collections		341,086.45
Business Personalty Replacement Taxes		2,739,156.48
Taxes from Public Utilities		13,982,630.00
Other Miscellaneous Tax Revenues		
State Aid Revenues		293,265.44
Federal Aid Revenues		
State and Local Fiscal Assistance Act Utilized		883,092.21
Sale of Acquired Property		22,400.00
Other Miscellaneous Revenues		2,223,653.42
	Total	40,606,535.74
Prior Years Surplus Appropriated		5,400,000.00
REVENUES	TOTAL	46,006,535.74
Reserve For Uncollected Taxes		1,044,000.00
CAPITAL OUTLAY	TOTAL	3,640,886.31
Public Enterprises		
Recreation—Culture		193,671.41
Public Works		1,931,047.89
Buildings and Grounds		1,516,167.01
Library and Education		
Conservation		
All Other		

CAPITAL DEBT AUTHORIZED, DECEMBER 31, 1980

ISSUED AND UNISSUED	GROSS DEBT	NET DEBT
School	6,002,000	
Self-liquidating		
Other	12,975,100	12,890,100
Total	18,977,100	12,890,100

ISSUED AND OUTSTANDING	
School	6,002,000.00
Self-Liquidating	
Other	10,706,000.00
Total	16,708,000.00
EQUALIZED VALUATION BASIS FOR NET DEBT COMPUTATION	1,275,321,067

REAL PROPERTY VALUATIONS

Code	Class	# of Parcels	% VAL'N	ASSESSED VALUATION
1	Vacant Land	760	.93	10,240,200.00
2	Residential	9293	31.58	347,474,700.00
3	Farm			
4a	Commercial	867	11.36	125,046,800.00
4b	Industrial	234	54.07	594,893,100.00
4c	Apartments	82	2.06	22,668,400.00
Total		11236		1,100,323,200.00

Land Area 10.95 Sq. Miles

Net Valuation Taxable-Municipal	1,109,834,200
Net Valuation Taxable-County	1,512,370,125
State Equalized Valuation	1,407,915,886
State Equalization Ratio	78.73

1980 PROPERTY TAX		
STATE EQUALIZED TAX RATE →	.86	
Local District School Taxes		12,149,042.00
Regional & Consolidated School Tax		
School Taxes in Municipal Budget	.06	840,000.00
County Taxes	.53	7,425,764.49
County Library Taxes		
Local Municipal Purpose Taxes		
Veteran & Senior Citizen Taxes		427,240.00
Total Taxes for Rate Computation	1.45	20,842,046.49
Special District Taxes		
Bank Corp. Taxes		43,555.57
Added and Omitted Taxes		73,200.72
Total Taxes Levied - ABSTRACT		20,531,562.78
Total Taxes Billed		20,494,150.00
1980 TAXES COLLECTED		20,121,261.74
1980 Taxes Cancelled, Abated or Adjusted		19,869.19
Transfer to Tax Title Liens or Foreclosed		30,814.60
Balance Outstanding Dec. 31, 1980		322,204.47
PRIOR YEARS TAXES OUTSTANDING		
Balance January 1, 1980		279,095.77
Collected in 1980		246,185.07
Cancelled, Abated or Adjusted 1980		
Transfers to Tax Title Liens or Foreclosed		6,280.33
Balance December 31, 1980		26,630.37
TAX TITLE LIENS OUTSTANDING		
Balance January 1, 1980		88,758.77
Transfer From Taxes		37,927.78
Redeemed in 1980		94,901.38
Cancelled, Abated or Adjusted (1980)		459.60
Transfers to Foreclosed Property		
Balance December 31, 1980		31,325.57
PROPERTY ACQUIRED BY DEED OR FORECLOSURE		
Balance January 1, 1980		135,527.50
Transfers From Taxes or Liens		
Sale for Cash (1980)		22,400.00
Cancelled, Abated or Adjusted (1980)		
Balance December 31, 1980		113,127.50

CURRENT FINANCES DECEMBER 31, 1980

ASSETS	
Cash Dec. 31, 1980	14,530,292.29
Taxes Receivable	348,834.84
Tax Title Liens	31,325.57
Foreclosed Property	113,127.50
Emergencies & Other Deferred Charges	
State and Federal Aid Receivable	15,117.00
Other Receivables	11,100.34
Total	15,049,797.54
LIABILITIES, RESERVES, AND SURPLUS	
Cash Liabilities	8,857,759.24
Reserves for Receivables	504,388.25
Surplus Dec. 31, 1980	5,687,650.05
Total	15,049,797.54

1980/3000

* ABOVE DEBT SERVICE INCLUDES TYPE I SCHOOL DEBT

0422

Population 1970 12,375
Population 1980 18,196
S & P Rating
Moody Rating BAA-1

General Tax Rate Per $100. 3.23
State Equalized Tax Rate 3.04

LINDENWOLD BOROUGH – CAMDEN COUNTY

Form of Government:
Borough Council
Number of Members on Governing Body 6

PER CAPITA:		PER CENT:	
Gross Debt	225.90	Gross Debt	2.37
Net Debt	122.87	Net Debt	1.29
Debt Service	10.27	Tax Levy Collected	95.85
Total Tax Levy	308.49	Tax Levy Cancelled, Abated or Adjusted	
Municipal Expenditures	142.78		

EXPENDITURES		REVENUES-REALIZED	
GENERAL GOVERNMENT			
Governing Body & Public Boards			
Municipal Clerk		1980 Property Taxes Collected	5,377,130.74
Financial Administration	45,333.83	1980 Payments in Lieu of Taxes	
Assessment of Taxes	36,898.91	Delinquent Tax & Lien Collections	202,231.91
Collection of Taxes	40,555.00	Business Personalty Replacement Taxes	25,767.60
Planning, Housing & Development	11,986.40	Taxes from Public Utilities	412,378.00
Human Resources	3,200.00	Other Miscellaneous Tax Revenues	
Elections	6,000.00	State Aid Revenues	281,619.36
General Administration (other)	330,384.10	Federal Aid Revenues	102,088.02
JUDICIARY		State and Local Fiscal Assistance Act Utilized	77,770.47
Municipal Courts	39,793.76	Sale of Acquired Property	
PUBLIC SAFETY		Other Miscellaneous Revenues	302,840.76
Fire Protection	66,401.00	Total	6,781,826.86
Police Protection	685,272.50	Prior Years Surplus Appropriated	218,000.00
Civil Defense & Disaster Control	25.00	REVENUES TOTAL	6,999,826.86
Environmental Inspection & Control	34,273.80	Reserve For Uncollected Taxes	394,683.54
Other Public Safety		CAPITAL OUTLAY TOTAL	552,782.36
PUBLIC WORKS			
Streets and Drainage	310,575.74	Public Enterprises	
Sewers and Sewage Processing		Recreation—Culture	
Garbage and Trash Disposal	79,448.68	Public Works	232,065.58
Public Buildings and Grounds	26,572.81	Buildings and Grounds	320,716.78
Other Public Works	3,405.00	Library and Education	
HEALTH and WELFARE		Conservation	
Health Services Except Environmental	14,294.00	All Other	
Welfare-Public Assistance	22,844.00		
Hospitals, Clinics, First Aid			
Animal, Insect, & Rodent Control	500.00		
Other Welfare Services			
RECREATION and CONSERVATION			
Beaches and Boardwalks			
Parks, Playgrounds, Shade Trees	8,501.00		
Land Reclamation & Conservation			
Other Recreational Services	7,704.80		
EDUCATION (excluding schools)			
Libraries	29,389.75		
Other Educational Services			
STATUTORY EXPENDITURES			
Pensions & F. I. C. A.	100,186.15		
Employee Fringe Benefits			
Other Statutory Expenditures	6,500.00		
CETA And Other Public Employment Programs	86,000.00		
MUNICIPAL FUNCTIONS TOTAL	1,996,046.23		
CAPITAL IMPROVEMENTS *MEMO*	32,720.00		
DEBT SERVICE			
Principal Payments	80,000.00		
Interest Payments	106,923.33		
DEFERRED CHARGES	20,423.84		
SCHOOL, COUNTY, SPECIAL DISTRICT TAXES	4,435,548.23		
RESERVE FOR UNCOLLECTED TAXES	394,683.54		
EXPENDITURES TOTAL	7,033,625.17		

CAPITAL DEBT AUTHORIZED, DECEMBER 31, 1980

ISSUED AND UNISSUED	GROSS DEBT	NET DEBT
School	1,874,788	
Self-liquidating		
Other	2,235,750	2,235,750
Total	4,110,538	2,235,750

ISSUED AND OUTSTANDING	
School	1,710,954.14
Self-Liquidating	
Other	2,070,650.00
Total	3,781,604.14
EQUALIZED VALUATION BASIS FOR NET DEBT COMPUTATION	173,536,646

REAL PROPERTY VALUATIONS

Code	Class	# of Parcels	% VAL'N	ASSESSED VALUATION
1	Vacant Land	968	3.33	5,656,900.00
2	Residential	3074	54.89	93,214,125.00
3	Farm	40	.07	124,450.00
4a	Commercial	120	6.53	11,080,675.00
4b	Industrial	6	.53	897,200.00
4c	Apartments	37	34.65	58,845,400.00
Total		4245		169,818,750.00

Land Area 3.82 Sq. Miles

Net Valuation Taxable-Municipal	171,673,808
Net Valuation Taxable-County	178,600,236
State Equalized Valuation	181,728,779
State Equalization Ratio	94.41

1980 PROPERTY TAX		
STATE EQUALIZED TAX RATE	.62	
Local District School Taxes		1,118,869.00
Regional & Consolidated School Tax	.68	1,234,493.10
School Taxes in Municipal Budget		
County Taxes	1.12	* 2,037,112.59
County Library Taxes	.02	45,073.54
Local Municipal Purpose Taxes	.61	1,114,000.00
Veteran & Senior Citizen Taxes		86,590.00
Total Taxes for Rate Computation	3.05	5,636,138.23
Special District Taxes		
Bank Corp. Taxes		3,090.72
Added and Omitted Taxes		60,621.80
Total Taxes Levied - ABSTRACT		5,613,260.75
Total Taxes Billed		5,610,170.03
1980 TAXES COLLECTED		5,377,130.74
1980 Taxes Cancelled, Abated or Adjusted		
Transfer to Tax Title Liens or Foreclosed		
Balance Outstanding Dec. 31, 1980		233,039.29
PRIOR YEARS TAXES OUTSTANDING		
Balance January 1, 1980		173,742.75
Collected in 1980		158,767.81
Cancelled, Abated or Adjusted 1980		
Transfers to Tax Title Liens or Foreclosed		
Balance December 31, 1980		14,974.94
TAX TITLE LIENS OUTSTANDING		
Balance January 1, 1980		87,277.15
Transfer From Taxes		
Redeemed in 1980		43,464.10
Cancelled, Abated or Adjusted (1980)		
Transfers to Foreclosed Property		
Balance December 31, 1980		43,813.05
PROPERTY ACQUIRED BY DEED OR FORECLOSURE		
Balance January 1, 1980		21,715.00
Transfers From Taxes or Liens		
Sale for Cash (1980)		
Cancelled, Abated or Adjusted (1980)		
Balance December 31, 1980		21,715.00

CURRENT FINANCES DECEMBER 31, 1980 ASSETS	
Cash Dec. 31, 1980	993,593.73
Taxes Receivable	248,014.23
Tax Title Liens	43,813.05
Foreclosed Property	21,715.00
Emergencies & Other Deferred Charges	73,721.28
State and Federal Aid Receivable	2,683.33
Other Receivables	42,040.54
Total	1,425,581.16
LIABILITIES, RESERVES, AND SURPLUS	
Cash Liabilities	647,409.01
Reserves for Receivables	355,582.82
Surplus Dec. 31, 1980	422,589.33
Total	1,425,581.16

*Includes County Health Service Taxes or County Vocational School Taxes. See Table 13, pgs. 675, 676.

0114

Population 1970 6,160
Population 1980 6,144
S & P Rating
Moody Rating

General Tax Rate Per $100. 3.60
State Equalized Tax Rate 2.05

LINWOOD CITY — ATLANTIC COUNTY

Form of Government:
City Charter Act (P.L. 1897, c.30)
Number of Members on Governing Body 7

PER CAPITA		PER CENT:	
Gross Debt	751.56	Gross Debt	3.58
Net Debt	591.31	Net Debt	2.82
Debt Service	71.79	Tax Levy Collected	97.30
Total Tax Levy	575.79	Tax Levy Cancelled, Abated or Adjusted	.47
Municipal Expenditures	339.03		

EXPENDITURES	
GENERAL GOVERNMENT	
Governing Body & Public Boards	
Municipal Clerk	
Financial Administration	13,490.00
Assessment of Taxes	16,575.00
Collection of Taxes	32,025.00
Planning, Housing & Development	11,820.00
Human Resources	1,200.00
Elections	2,300.00
General Administration (other)	144,676.00
JUDICIARY	
Municipal Courts	25,200.00
PUBLIC SAFETY	
Fire Protection	143,145.00
Police Protection	383,546.00
Civil Defense & Disaster Control	3,500.00
Environmental Inspection & Control	42,710.00
Other Public Safety	
PUBLIC WORKS	
Streets and Drainage	138,761.50
Sewers and Sewage Processing	194,980.00
Garbage and Trash Disposal	105,702.00
Public Buildings and Grounds	53,290.00
Other Public Works	
HEALTH and WELFARE	
Health Services Except Environmental	950.00
Welfare-Public Assistance	2,130.00
Hospitals, Clinics, First Aid	2,000.00
Animal, Insect, & Rodent Control	3,550.00
Other Welfare Services	
RECREATION and CONSERVATION	
Beaches and Boardwalks	
Parks, Playgrounds, Shade Trees	29,780.00
Land Reclamation & Conservation	
Other Recreational Services	1,600.00
EDUCATION (excluding schools)	
Libraries	18,813.09
Other Educational Services	
STATUTORY EXPENDITURES	
Pensions & F. I. C. A.	111,820.00
Employee Fringe Benefits	28,250.00
Other Statutory Expenditures	7,800.00
CETA And Other Public Employment Programs	
MUNICIPAL FUNCTIONS TOTAL	1,519,613.59
CAPITAL IMPROVEMENTS *MEMO*	25,000.00
DEBT SERVICE	
Principal Payments	145,000.00
Interest Payments	296,072.25
TYPE I SCHL DEBT *MEMO	137,187.50
DEFERRED CHARGES	240.00
SCHOOL, COUNTY, SPECIAL DISTRICT TAXES	2,889,529.15
RESERVE FOR UNCOLLECTED TAXES	122,072.92
EXPENDITURES TOTAL	4,972,527.91

REVENUES-REALIZED		
1980 Property Taxes Collected		3,437,677.80
1980 Payments in Lieu of Taxes		
Delinquent Tax & Lien Collections		41,863.55
Business Personalty Replacement Taxes		40,940.28
Taxes from Public Utilities		259,397.00
Other Miscellaneous Tax Revenues		
State Aid Revenues		104,404.72
Federal Aid Revenues		
State and Local Fiscal Assistance Act Utilized		37,939.09
Sale of Acquired Property		
Other Miscellaneous Revenues		795,202.06
	Total	4,717,424.50
Prior Years Surplus Appropriated		340,600.00
REVENUES	TOTAL	5,058,024.50
Reserve For Uncollected Taxes		122,072.92
CAPITAL OUTLAY	TOTAL	429,164.01
Public Enterprises		
Recreation—Culture		391,316.99
Public Works		37,847.02
Buildings and Grounds		
Library and Education		
Conservation		
All Other		

CAPITAL DEBT AUTHORIZED, DECEMBER 31, 1980

ISSUED AND UNISSUED	GROSS DEBT	NET DEBT
School	984,559	
Self-liquidating		
Other	3,633,000	3,633,000
Total	4,617,559	3,633,000
ISSUED AND OUTSTANDING		
School		984,559.01
Self-Liquidating		
Other		3,633,000.00
Total		4,617,559.01
EQUALIZED VALUATION BASIS FOR NET DEBT COMPUTATION		128,937,009

REAL PROPERTY VALUATIONS

Code	Class	# of Parcels	% VAL'N	ASSESSED VALUATION
1	Vacant Land	372	4.09	3,907,100.00
2	Residential	1945	79.64	76,108,100.00
3	Farm	3	.26	252,000.00
4a	Commercial	63	15.96	15,249,600.00
4b	Industrial			
4c	Apartments	1	.05	44,000.00
Total		2384		95,560,800.00

Land Area 3.80 Sq. Miles

Net Valuation Taxable-Municipal	96,345,878
Net Valuation Taxable-County	132,839,374
State Equalized Valuation	167,849,414
State Equalization Ratio	57.20

1980 PROPERTY TAX		
STATE EQUALIZED TAX RATE		
Local District School Taxes	.75	1,255,056.00
Regional & Consolidated School Tax	.43	718,939.17
School Taxes in Municipal Budget	.06	100,946.09
County Taxes	.47	* 790,172.97
County Library Taxes	.01	24,414.92
Local Municipal Purpose Taxes	.34	571,870.96
Veteran & Senior Citizen Taxes		57,190.00
Total Taxes for Rate Computation	2.06	3,518,590.11
Special District Taxes		
Bank Corp. Taxes		11,436.28
Added and Omitted Taxes		64,792.54
Total Taxes Levied - ABSTRACT		3,537,628.93
Total Taxes Billed		3,533,244.15
1980 TAXES COLLECTED		3,437,677.80
1980 Taxes Cancelled, Abated or Adjusted		16,663.40
Transfer to Tax Title Liens or Foreclosed		1,850.80
Balance Outstanding Dec. 31, 1980		77,052.15
PRIOR YEARS TAXES OUTSTANDING		
Balance January 1, 1980		42,256.49
Collected in 1980		41,863.55
Cancelled, Abated or Adjusted 1980		392.94
Transfers to Tax Title Liens or Foreclosed		
Balance December 31, 1980		
TAX TITLE LIENS OUTSTANDING		
Balance January 1, 1980		19,412.68
Transfer From Taxes		1,850.80
Redeemed in 1980		
Cancelled, Abated or Adjusted (1980)		6,950.46
Transfers to Foreclosed Property		
Balance December 31, 1980		14,313.02
PROPERTY ACQUIRED BY DEED OR FORECLOSURE		
Balance January 1, 1980		49,704.00
Transfers From Taxes or Liens		
Sale for Cash (1980)		36,100.00
Cancelled, Abated or Adjusted (1980)		
Balance December 31, 1980		13,604.00

CURRENT FINANCES DECEMBER 31, 1980 ASSETS	
Cash Dec. 31, 1980	1,029,658.63
Taxes Receivable	77,052.15
Tax Title Liens	14,313.02
Foreclosed Property	13,604.00
Emergencies & Other Deferred Charges	1,434.45
State and Federal Aid Receivable	
Other Receivables	217,043.35
Total	1,353,105.60
LIABILITIES, RESERVES, AND SURPLUS	
Cash Liabilities	169,272.38
Reserves for Receivables	325,752.52
Surplus Dec. 31, 1980	858,080.70
Total	1,353,105.60

1980/3000

* ABOVE DEBT SERVICE INCLUDES TYPE I SCHOOL DEBT

*Includes County Health Service Taxes or County Vocational School Taxes. See Table 13, pgs. 675,676.

1516

Population 1970 3,000
Population 1980 8,463
S & P Rating
Moody Rating

General Tax Rate Per $100. 4.10
State Equolized Tax Rate 2.36

LITTLE EGG HARBOR TOWNSHIP — OCEAN CO

Form of Government:
Township Committee
Number of Members on Governing Body 3

PER CAPITA:		PER CENT:	
Gross Debt	787.47	Gross Debt	3.46
Net Debt	26.44	Net Debt	.12
Debt Service	1.90	Tax Levy Collected	90.83
Totol Tox Levy	651.57	Tox Levy Cancelled, Abated or Adjusted	
Municipol Expenditures	318.76		

EXPENDITURES	
GENERAL GOVERNMENT	
Governing Body & Public Boards	4,000.00
Municipal Clerk	
Finoncial Administration	29,117.66
Assessment of Taxes	133,000.00
Collection of Taxes	44,900.00
Planning, Housing & Development	34,103.87
Humon Resources	500.00
Elections	
General Administrotion (other)	339,067.26
JUDICIARY	
Municipal Courts	34,914.32
PUBLIC SAFETY	
Fire Protection	53,115.08
Police Protection	512,066.00
Civil Defense & Disoster Control	4,039.31
Environmentol Inspection & Control	47,302.31
Other Public Safety	
PUBLIC WORKS	
Streets ond Drainage	269,000.00
Sewers ond Sewage Processing	
Gorboge and Trash Disposol	301,718.50
Public Buildings and Grounds	25,760.24
Other Public Works	
HEALTH ond WELFARE	
Heolth Services Except Environmental	7,450.00
Welfore-Public Assistonce	24,295.00
Hospitols, Clinics, First Aid	500.00
Animal, Insect, & Rodent Control	24,210.00
Other Welfare Services	
RECREATION ond CONSERVATION	
Beoches and Boordwalks	
Porks, Playgrounds, Shade Trees	361.03
Land Reclomotion & Conservotion	
Other Recreotionol Services	10,579.00
EDUCATION (excluding schools)	
Libraries	500.00
Other Educotionol Services	
STATUTORY EXPENDITURES	
Pensions & F. I. C. A.	102,100.00
Employee Fringe Benefits	
Other Statutory Expenditures	5,000.00
CETA And Other Public Employment Programs	40,000.00
MUNICIPAL FUNCTIONS TOTAL	2,047,599.58
CAPITAL IMPROVEMENTS *MEMO*	
DEBT SERVICE	
Principol Poyments	8,429.74
Interest Poyments	7,662.42
DEFERRED CHARGES	4,349.31
SCHOOL, COUNTY, SPECIAL DISTRICT TAXES	4,374,148.42
RESERVE FOR UNCOLLECTED TAXES	636,000.00
EXPENDITURES TOTAL	7,078,189.47

REVENUES-REALIZED	
1980 Property Toxes Collected	5,015,844.56
1980 Poyments in Lieu of Taxes	
Delinquent Tox & Lien Collections	470,077.46
Business Personalty Replacement Taxes	23,647.80
Toxes from Public Utilities	394,117.31
Other Miscelloneous Tax Revenues	
Stote Aid Revenues	64,455.74
Federol Aid Revenues	8,189.12
State and Locol Fiscol Assistance Act Utilized	128,063.18
Sole of Acquired Property	57,315.00
Other Miscellaneous Revenues	241,749.21
Totol	6,403,459.38
Prior Yeors Surplus Appropriated	300,000.00
REVENUES TOTAL	6,703,459.38
Reserve For Uncollected Toxes	636,000.00

CAPITAL OUTLAY	TOTAL
Public Enterprises	
Recreotion—Culture	
Public Works	
Buildings and Grounds	
Library ond Education	
Conservotion	
All Other	

CAPITAL DEBT AUTHORIZED, DECEMBER 31, 1980

ISSUED AND UNISSUED	GROSS DEBT	NET DEBT
School	6,455,782	
Self-liquidoting		
Other	224,320	224,320
Total	6,680,102	224,320

ISSUED AND OUTSTANDING	
School	6,455,782.19
Self-Liquidating	
Other	177,750.00
Total	6,633,532.19
EQUALIZED VALUATION BASIS FOR NET DEBT COMPUTATION	193,193,749

REAL PROPERTY VALUATIONS

Code	Class	# of Parcels	% VAL'N	ASSESSED VALUATION
1	Vacant Land	2992	12.36	15,846,100.00
2	Residentiol	4840	81.68	104,732,800.00
3	Form	8	.08	100,900.00
4o	Commercial	85	5.89	7,546,400.00
4b	Industrial			
4c	Aportments			
Total		7925		128,226,200.00

Land Areo 49.50 Sq. Miles

Net Voluotion Toxoble-Municipal	132,797,007
Net Valuation Taxable-County	203,599,146
State Equalized Valuation	226,453,832
Stote Equolization Rotio	57.79

1980 PROPERTY TAX		
STATE EQUALIZED TAX RATE		
Local District School Taxes	.44	1,012,064.50
Regional & Consolidoted School Tax	1.04	2,397,668.39
School Toxes in Municipal Budget		
County Taxes	.40	* 912,535.65
County Library Taxes	.02	51,879.88
Locol Municipal Purpose Toxes	.46	1,066,000.00
Veteron & Senior Citizen Taxes		124,550.00
Totol Toxes for Rote Computotion	2.36	5,564,698.42
Speciol District Taxes		
Bank Corp. Taxes		4,726.01
Added and Omitted Toxes		82,369.71
Total Toxes Levied - ABSTRACT		5,527,244.14
Totol Toxes Billed		5,522,518.13
1980 TAXES COLLECTED		5,015,844.56
1980 Toxes Concelled, Aboted or Adjusted		
Transfer to Tox Title Liens or Foreclosed		
Bolonce Outstonding Dec. 31, 1980		506,673.57

PRIOR YEARS TAXES OUTSTANDING	
Bolonce Janoury 1, 1980	368,545.07
Collected in 1980	356,987.22
Cancelled, Aboted or Adjusted 1980	
Transfers to Tox Title Liens or Foreclosed	11,345.13
Bolonce December 31, 1980	212.72
TAX TITLE LIENS OUTSTANDING	
Bolonce January 1, 1980	235,894.04
Transfer From Taxes	13,149.72
Redeemed in 1980	113,090.24
Cancelled, Abated or Adjusted (1980)	
Transfers to Foreclosed Property	
Bolonce December 31, 1980	135,953.52
PROPERTY ACQUIRED BY DEED OR FORECLOSURE	
Balance January 1, 1980	477,715.00
Transfers From Taxes or Liens	
Sale for Cash (1980)	57,315.00
Cancelled, Abated or Adjusted (1980)	
Balance December 31, 1980	420,400.00

CURRENT FINANCES DECEMBER 31, 1980

ASSETS	
Cosh Dec. 31, 1980	1,036,233.31
Taxes Receivable	506,886.29
Tox Title Liens	135,953.52
Foreclosed Property	420,400.00
Emergencies & Other Deferred Charges	146,497.48
Stote and Federal Aid Receivable	1,279.39
Other Receivables	1,273.76
Totol	2,248,523.75
LIABILITIES, RESERVES, AND SURPLUS	
Cosh Liabilities	601,340.05
Reserves for Receivables	1,064,513.57
Surplus Dec. 31, 1980	582,670.13
Total	2,248,523.75

*Includes County Health Service Taxes or County Vocational School Taxes. See Table 13, pgs. 675, 676.

1605

Population 1970 11,735
Population 1980 11,496
S & P Rating
Moody Rating A

General Tax Rate Per $100 4.13
State Equalized Tax Rate 1.89

LITTLE FALLS TOWNSHIP — PASSAIC COUNTY

Form of Government:
Township Committee
Number of Members on Governing Body 5

PER CAPITA:		PER CENT:	
Gross Debt	226.26	Gross Debt	1.07
Net Debt	141.53	Net Debt	.67
Debt Service	13.58	Tax Levy Collected	96.34
Total Tax Levy	470.47	Tax Levy Cancelled, Abated or Adjusted	
Municipal Expenditures	218.95		

EXPENDITURES		REVENUES-REALIZED	
GENERAL GOVERNMENT			
Governing Body & Public Boards			
Municipal Clerk		1980 Property Taxes Collected	5,194,989.83
Financial Administration	36,406.00	1980 Payments in Lieu of Taxes	
Assessment of Taxes	17,275.00	Delinquent Tax & Lien Collections	87,265.20
Collection of Taxes	23,459.00	Business Personalty Replacement Taxes	218,459.12
Planning, Housing & Development	19,420.00	Taxes from Public Utilities	645,316.00
Human Resources	14,350.00	Other Miscellaneous Tax Revenues	
Elections	2,800.00	State Aid Revenues	154,487.44
General Administration (other)	284,169.00	Federal Aid Revenues	40,611.47
JUDICIARY		State and Local Fiscal Assistance Act Utilized	107,118.45
Municipal Courts	24,412.00	Sale of Acquired Property	800.00
PUBLIC SAFETY		Other Miscellaneous Revenues	247,154.03
Fire Protection	128,467.00	Total	6,696,201.54
Police Protection	490,995.00	Prior Years Surplus Appropriated	267,000.00
Civil Defense & Disaster Control	3,950.00	REVENUES TOTAL	6,963,201.54
Environmental Inspection & Control	25,699.00	Reserve For Uncollected Taxes	241,833.61
Other Public Safety		CAPITAL OUTLAY TOTAL	142,350.23
PUBLIC WORKS			
Streets and Drainage	60,600.00	Public Enterprises	
Sewers and Sewage Processing	171,900.00	Recreation—Culture	9,567.70
Garbage and Trash Disposal	171,000.00	Public Works	132,617.53
Public Buildings and Grounds	21,255.00	Buildings and Grounds	
Other Public Works	199,272.00	Library and Education	165.00
HEALTH and WELFARE		Conservation	
Health Services Except Environmental	19,700.00	All Other	
Welfare-Public Assistance	2,100.00		
Hospitals, Clinics, First Aid			
Animal, Insect, & Rodent Control	75.00		
Other Welfare Services			
RECREATION and CONSERVATION			
Beaches and Boardwalks			
Parks, Playgrounds, Shade Trees	1,050.00		
Land Reclamation & Conservation	38.00		
Other Recreational Services	63,805.00		
EDUCATION (excluding schools)			
Libraries	95,395.00		
Other Educational Services			
STATUTORY EXPENDITURES			
Pensions & F. I. C. A.	149,776.40		
Employee Fringe Benefits	39,939.00		
Other Statutory Expenditures	5,850.00		
CETA And Other Public Employment Programs	41,513.46		
MUNICIPAL FUNCTIONS TOTAL	2,114,670.86		
CAPITAL IMPROVEMENTS *MEMO*	1,500.00		
DEBT SERVICE			
Principal Payments	75,000.00		
Interest Payments	81,158.58		
DEFERRED CHARGES	4,438.08		
SCHOOL, COUNTY, SPECIAL DISTRICT TAXES	4,693,166.94		
RESERVE FOR UNCOLLECTED TAXES	241,833.61		
EXPENDITURES TOTAL	7,210,268.07		

CAPITAL DEBT AUTHORIZED, DECEMBER 31, 1980

ISSUED AND UNISSUED	GROSS DEBT	NET DEBT
School	973,956	
Self-liquidating		
Other	1,627,075	1,627,075
Total	2,601,031	1,627,075

ISSUED AND OUTSTANDING	
School	973,956.74
Self-Liquidating	
Other	1,544,680.00
Total	2,518,636.74
EQUALIZED VALUATION BASIS FOR NET DEBT COMPUTATION	244,172,307

REAL PROPERTY VALUATIONS

Code	Class	# of Parcels	% VAL'N	ASSESSED VALUATION
1	Vacant Land	303	3.26	4,136,200.00
2	Residential	2820	66.09	83,849,100.00
3	Farm			
4a	Commercial	144	9.85	12,495,250.00
4b	Industrial	52	9.24	11,721,300.00
4c	Apartments	13	11.56	14,672,806.00
Total		3332		126,874,656.00

Land Area 2.80 Sq. Miles

Net Valuation Taxable-Municipal	129,854,546
Net Valuation Taxable-County	257,057,403
State Equalized Valuation	280,064,452
State Equalization Ratio	45.79

1980 PROPERTY TAX		
STATE EQUALIZED TAX RATE →		
Local District School Taxes	.64	1,817,671.50
Regional & Consolidated School Tax	.43	1,208,517.18
School Taxes in Municipal Budget		
County Taxes	.59	1,666,978.26
County Library Taxes		
Local Municipal Purpose Taxes	.23	661,950.85
Veteran & Senior Citizen Taxes		101,990.00
Total Taxes for Rate Computation	1.89	5,457,107.79
Special District Taxes		
Bank Corp. Taxes		16,342.85
Added and Omitted Taxes		37,069.89
Total Taxes Levied - ABSTRACT		5,408,530.53
Total Taxes Billed		5,392,187.68
1980 TAXES COLLECTED		5,194,989.83
1980 Taxes Cancelled, Abated or Adjusted		131.87
Transfer to Tax Title Liens or Foreclosed		3,291.61
Balance Outstanding Dec. 31, 1980		193,774.37
PRIOR YEARS TAXES OUTSTANDING		
Balance January 1, 1980		167,114.32
Collected in 1980		145,449.35
Cancelled, Abated or Adjusted 1980		
Transfers to Tax Title Liens or Foreclosed		212.30
Balance December 31, 1980		21,452.67
TAX TITLE LIENS OUTSTANDING		
Balance January 1, 1980		50,679.70
Transfer From Taxes		3,541.11
Redeemed in 1980		6,636.83
Cancelled, Abated or Adjusted (1980)		
Transfers to Foreclosed Property		
Balance December 31, 1980		47,583.98
PROPERTY ACQUIRED BY DEED OR FORECLOSURE		
Balance January 1, 1980		12,080.00
Transfers From Taxes or Liens		
Sale for Cash (1980)		
Cancelled, Abated or Adjusted (1980)		
Balance December 31, 1980		12,080.00
CURRENT FINANCES DECEMBER 31, 1980		
ASSETS		
Cash Dec. 31, 1980		516,056.55
Taxes Receivable		215,227.04
Tax Title Liens		47,583.98
Foreclosed Property		12,080.00
Emergencies & Other Deferred Charges		122,350.00
State and Federal Aid Receivable		260.00
Other Receivables		10,519.66
Total		924,077.23
LIABILITIES, RESERVES, AND SURPLUS		
Cash Liabilities		293,664.85
Reserves for Receivables		285,410.68
Surplus Dec. 31, 1980		345,001.70
Total		924,077.23

0230

Population 1970 9,090
Population 1980 9,399
S & P Rating
Moody Rating A

General Tax Rate Per $100. 2.36
State Equalized Tax Rate 2.26

LITTLE FERRY BOROUGH — BERGEN COUNTY

Form of Government:
Borough Council
Number of Members on Governing Body 6

PER CAPITA:		PER CENT:	
Gross Debt	355.99	Gross Debt	1.69
Net Debt	207.63	Net Debt	.98
Debt Service	21.18	Tax Levy Collected	97.04
Total Tax Levy	503.00	Tax Levy Cancelled, Abated or Adjusted	1.48
Municipal Expenditures	291.94		

EXPENDITURES	
GENERAL GOVERNMENT	
Governing Body & Public Baards	
Municipal Clerk	
Financial Administratian	12,500.00
Assessment of Taxes	74,752.61
Collection of Taxes	13,168.24
Planning, Housing & Development	9,404.00
Human Resaurces	2,516.00
Elections	1,295.60
General Administration (other)	272,182.04
JUDICIARY	
Municipal Courts	28,525.00
PUBLIC SAFETY	
Fire Protection	96,180.91
Palice Protection	658,509.67
Civil Defense & Disaster Cantral	7,500.00
Environmental Inspection & Control	11,578.14
Other Public Safety	
PUBLIC WORKS	
Streets and Drainage	280,438.95
Sewers and Sewage Processing	250,463.17
Garbage and Trash Disposal	128,400.00
Public Buildings and Grounds	40,400.00
Other Public Works	
HEALTH and WELFARE	
Health Services Except Environmental	23,300.00
Welfare-Public Assistance	5,530.00
Hospitals, Clinics, First Aid	
Animal, Insect, & Radent Control	
Other Welfare Services	
RECREATION and CONSERVATION	
Beaches and Baardwalks	
Parks, Playgraunds, Shade Trees	28,300.00
Land Reclamation & Canservatian	
Other Recreational Services	2,695.21
EDUCATION (excluding schools)	
Libraries	75,600.00
Other Educational Services	
STATUTORY EXPENDITURES	
Pensions & F. I. C. A.	137,359.33
Emplayee Fringe Benefits	50,284.81
Other Statutary Expenditures	5,200.00
CETA And Other Public Employment Pragrams	57,343.16
MUNICIPAL FUNCTIONS TOTAL	2,273,466.84
CAPITAL IMPROVEMENTS *MEMO*	
DEBT SERVICE	
Principal Payments	100,361.00
Interest Payments	98,728.75
DEFERRED CHARGES	31,589.15
SCHOOL, COUNTY, SPECIAL DISTRICT TAXES	3,202,474.81
RESERVE FOR UNCOLLECTED TAXES	239,756.27
EXPENDITURES TOTAL	5,946,376.82

REVENUES-REALIZED	
1980 Property Taxes Collected	4,584,964.30
1980 Payments in Lieu af Taxes	
Delinquent Tax & Lien Callectians	134,497.90
Business Personalty Replacement Taxes	109,756.52
Taxes fram Public Utilities	393,554.00
Other Miscellaneaus Tax Revenues	
State Aid Revenues	74,661.13
Federal Aid Revenues	57,343.16
State and Local Fiscal Assistance Act Utilized	82,879.59
Sale of Acquired Praperty	
Other Miscellaneaus Revenues	208,778.64
Total	5,646,435.24
Prior Years Surplus Appropriated	300,000.00
REVENUES TOTAL	5,946,435.24
Reserve For Uncollected Taxes	239,756.27
CAPITAL OUTLAY TOTAL	70,556.80
Public Enterprises	
Recreation—Culture	150.00
Public Warks	56,022.77
Buildings and Graunds	14,384.03
Library and Educatian	
Canservation	
All Other	

CAPITAL DEBT AUTHORIZED, DECEMBER 31, 1980

ISSUED AND UNISSUED	GROSS DEBT	NET DEBT
School	374,000	
Self-liquidating		
Other	2,971,975	1,951,475
Total	3,345,975	1,951,475
ISSUED AND OUTSTANDING		
School		374,000.00
Self-Liquidating		
Other		2,897,600.00
Total		3,271,600.00
EQUALIZED VALUATION BASIS FOR NET DEBT COMPUTATION		198,570,571

REAL PROPERTY VALUATIONS

Code	Class	# of Parcels	% VAL'N	ASSESSED VALUATION
1	Vacant Land	112	3.06	5,979,100.00
2	Residential	1815	53.38	104,222,500.00
3	Farm			
4a	Commercial	112	13.41	26,175,400.00
4b	Industrial	75	15.25	29,777,800.00
4c	Apartments	25	14.90	29,096,300.00
Total		2139		195,251,100.00

Land Area 1.50 Sq. Miles

Net Valuatian Taxable-Municipal	199,650,409
Net Valuation Taxable-Caunty	210,250,371
State Equalized Valuation	208,190,706
State Equalizatian Ratio	95.81

1980 PROPERTY TAX		
STATE EQUALIZED TAX RATE		
Local District School Taxes	1.17	2,437,336.00
Regional & Consolidated School Tax		
Schaal Taxes in Municipal Budget		
County Taxes	.37	765,138.81
County Library Taxes		
Local Municipal Purpase Taxes	.72	1,505,480.43
Veteran & Senior Citizen Taxes		67,650.00
Total Taxes for Rate Computation	2.26	4,775,605.24
Special District Taxes		
Bank Carp. Taxes		6,574.69
Added and Omitted Taxes		13,129.82
Total Taxes Levied - ABSTRACT		4,727,659.75
Total Taxes Billed		4,724,879.47
1980 TAXES COLLECTED		4,584,964.30
1980 Taxes Cancelled, Abated or Adjusted		69,713.22
Transfer to Tax Title Liens or Foreclosed		
Balance Outstanding Dec. 31, 1980		70,201.95
PRIOR YEARS TAXES OUTSTANDING		
Balance January 1, 1980		102,370.08
Collected in 1980		83,758.30
Cancelled, Abated ar Adjusted 1980		18,600.00
Transfers to Tax Title Liens or Fareclased		
Balance December 31, 1980		11.78
TAX TITLE LIENS OUTSTANDING		
Balance January 1, 1980		50,739.60
Transfer From Taxes		
Redeemed in 1980		50,739.60
Cancelled, Abated ar Adjusted (1980)		
Transfers to Foreclosed Property		
Balance December 31, 1980		
PROPERTY ACQUIRED BY DEED OR FORECLOSURE		
Balance January 1, 1980		13,455.00
Transfers From Taxes or Liens		
Sale for Cash (1980)		
Cancelled, Abated ar Adjusted (1980)		
Balance December 31, 1980		13,455.00

CURRENT FINANCES DECEMBER 31, 1980

ASSETS	
Cash Dec. 31, 1980	659,900.72
Taxes Receivable	70,213.73
Tax Title Liens	
Foreclosed Praperty	13,455.00
Emergencies & Other Deferred Charges	103,586.52
State and Federal Aid Receivable	4,072.11
Other Receivables	34,117.93
Total	885,346.01
LIABILITIES, RESERVES, AND SURPLUS	
Cash Liabilities	488,091.07
Reserves far Receivables	117,786.66
Surplus Dec. 31, 1980	279,468.28
Total	885,346.01

1980/3000

1323

Population 1970	6,015
Population 1980	5,548
S & P Rating	
Moody Rating	A

Generol Tax Rate Per $100. 5.35

Stote Equolized Tax Rate 2.63

LITTLE SILVER BOROUGH — MONMOUTH CO.

Form of Government:

Borough Council

Number of Members on Governing Body 6

PER CAPITA		PER CENT.	
Gross Debt	916.05	Gross Debt	3.49
Net Debt	300.72	Net Debt	1.14
Debt Service	23.85	Tax Levy Collected	97.25
Totol Tox Levy	803.86	Tox Levy Cancelled, Aboted or Adjusted	
Municipol Expenditures	270.55		

EXPENDITURES	
GENERAL GOVERNMENT	
Governing Body & Public Boords	
Municipol Clerk	
Finonciol Administration	12,342.00
Assessment of Toxes	13,587.00
Collection of Toxes	11,799.00
Plonning, Housing & Development	3,700.00
Humon Resources	1,200.00
Elections	1,534.00
Generol Administrotion (other)	146,583.00
JUDICIARY	
Municipol Courts	8,005.00
PUBLIC SAFETY	
Fire Protection	56,416.00
Police Protection	415,524.00
Civil Defense & Disoster Control	
Environmentol Inspection & Control	10,251.00
Other Public Sofety	
PUBLIC WORKS	
Streets ond Droinoge	204,595.00
Sewers ond Sewoge Processing	
Gorboge ond Trosh Disposol	115,742.00
Public Buildings ond Grounds	32,691.00
Other Public Works	
HEALTH ond WELFARE	
Heolth Services Except Environmentol	13,148.00
Welfore-Public Assistonce	2,224.00
Hospitols, Clinics, First Aid	
Animol, Insect, & Rodent Control	
Other Welfore Services	
RECREATION ond CONSERVATION	
Beoches ond Boordwolks	
Porks, Playgrounds, Shode Trees	19,112.00
Lond Reclomotion & Conservotion	835.00
Other Recreotionol Services	
EDUCATION (excluding schools)	
Librories	30,922.00
Other Educotionol Services	
STATUTORY EXPENDITURES	
Pensions & F. I. C. A.	81,036.00
Employee Fringe Benefits	22,170.00
Other Statutory Expenditures	3,158.12
CETA And Other Public Employment Progroms	
MUNICIPAL FUNCTIONS TOTAL	1,206,574.12
CAPITAL IMPROVEMENTS *MEMO*	5,015.00
DEBT SERVICE	
Principal Payments	85,000.00
Interest Payments	47,295.00
DEFERRED CHARGES	1,865.14
SCHOOL, COUNTY, SPECIAL DISTRICT TAXES	3,805,169.09
RESERVE FOR UNCOLLECTED TAXES	160,274.86
EXPENDITURES TOTAL	5,306,178.21

REVENUES-REALIZED		
1980 Property Toxes Collected		4,332,046.47
1980 Poyments in Lieu of Toxes		
Delinquent Tox & Lien Collections		180,459.24
Business Personolty Replocement Toxes		47,268.48
Toxes from Public Utilities		252,866.00
Other Miscelloneous Tox Revenues		
Stote Aid Revenues		47,434.59
Federol Aid Revenues		
Stote ond Locol Fiscol Assistonce Act Utilized		25,011.00
Sole of Acquired Property		
Other Miscelloneous Revenues		165,156.90
	Totol	5,050,242.68
Prior Yeors Surplus Appropriated		256,000.00
REVENUES	TOTAL	5,306,242.68
Reserve For Uncollected Toxes		160,274.86
CAPITAL OUTLAY	TOTAL	95,916.95
Public Enterprises		
Recreotion—Culture		4,176.02
Public Works		35,221.13
Buildings ond Grounds		56,519.80
Librory ond Educotion		
Conservotion		
All Other		

CAPITAL DEBT AUTHORIZED, DECEMBER 31, 1980

ISSUED AND UNISSUED	GROSS DEBT	NET DEBT
School	3,413,836	
Self-liquidoting		
Other	1,668,391	1,668,391
Totol	5,082,227	1,668,391

ISSUED AND OUTSTANDING	
School	3,413,836.34
Self-Liquidoting	
Other	1,551,000.00
Totol	4,964,836.34
EQUALIZED VALUATION BASIS FOR NET DEBT COMPUTATION	145,797,537

REAL PROPERTY VALUATIONS

Code	Closs	# of Porcels	% VAL'N	ASSESSED VALUATION
1	Vocont Lond	172	2.70	2,218,200.00
2	Residentiol	1863	88.96	73,156,200.00
3	Form	10	.21	173,800.00
4o	Commerciol	77	8.13	6,686,400.00
4b	Industriol			
4c	Aportments			
Total		2122		82,234,600.00

Land Area 2.80 Sq. Miles

Net Valuation Taxable-Municipal	82,771,755
Net Valuation Taxable-County	149,319,289
State Equalized Valuation	167,749,061
State Equalization Ratio	49.18

1980 PROPERTY TAX		
STATE EQUALIZED TAX RATE		
Locol District School Toxes	.97	1,626,082.80
Regionol & Consolidoted School Tax	.78	1,315,321.56
School Toxes in Municipol Budget		
County Toxes	.49	832,328.47
County Library Toxes	.02	31,436.26
Locol Municipol Purpose Toxes	.37	622,490.00
Veteron & Senior Citizen Toxes		38,160.00
Totol Toxes for Rate Computation	2.63	4,465,819.09
Speciol District Toxes		
Bonk Corp. Toxes		5,109.99
Added ond Omitted Toxes		27,066.53
Totol Toxes Levied - ABSTRACT		4,459,835.61
Totol Toxes Billed		4,454,725.62
1980 TAXES COLLECTED		4,332,046.47
1980 Toxes Concelled, Aboted or Adjusted		
Transfer to Tox Title Liens or Foreclosed		
Bolonce Outstonding Dec. 31, 1980		122,679.15
PRIOR YEARS TAXES OUTSTANDING		
Bolonce Jonuory 1, 1980		155,977.73
Collected in 1980		155,757.13
Cancelled, Aboted or Adjusted 1980		
Transfers to Tax Title Liens or Foreclosed		
Bolonce December 31, 1980		220.60
TAX TITLE LIENS OUTSTANDING		
Bolonce Jonuory 1, 1980		29,789.51
Transfer From Toxes		
Redeemed in 1980		24,702.11
Concelled, Aboted or Adjusted (1980)		
Transfers to Foreclosed Property		
Bolonce December 31, 1980		5,087.40
PROPERTY ACQUIRED BY DEED OR FORECLOSURE		
Bolonce Jonuory 1, 1980		10,150.00
Transfers From Toxes or Liens		
Sole for Cosh (1980)		
Concelled, Aboted or Adjusted (1980)		
Bolonce December 31, 1980		10,150.00
CURRENT FINANCES DECEMBER 31, 1980		
ASSETS		
Cosh Dec. 31, 1980		1,415,293.86
Toxes Receivoble		122,899.75
Tox Title Liens		5,087.40
Foreclosed Property		10,150.00
Emergencies & Other Deferred Chorges		40,483.06
Stote ond Federol Aid Receivoble		
Other Receivobles		6,193.79
Totol		1,600,107.86
LIABILITIES, RESERVES, AND SURPLUS		
Cosh Liobilities		1,171,471.62
Reserves for Receivobles		144,330.94
Surplus Dec. 31, 1980		284,305.30
Totol		1,600,107.86

1980/3000

0710

Papulation 1970 30,215
Papulation 1980 28,040
S & P Rating
Maody Rating AA-1

General Tax Rate Per $100. 3.60
State Equalized Tax Rate 2.62

LIVINGSTON TOWNSHIP — ESSEX COUNTY

Form of Government:
Council-Manager Plan E (OMCL50)
Number of Members on Governing Body 5

PER CAPITA:		PER CENT:	
Gross Debt	91.83	Gross Debt	.30
Net Debt	64.60	Net Debt	.21
Debt Service	6.02	Tax Levy Collected	97.83
Total Tax Levy	970.37	Tax Levy Cancelled, Abated or Adjusted	.34
Municipal Expenditures	232.11		

EXPENDITURES		REVENUES-REALIZED	
GENERAL GOVERNMENT			
Gaverning Bady & Public Baards			
Municipal Clerk		1980 Property Taxes Collected	26,629,873.69
Financial Administratian	59,093.00	1980 Payments in Lieu af Taxes	
Assessment of Taxes	45,922.00	Delinquent Tax & Lien Callections	438,759.86
Callection of Taxes	67,248.00	Business Personalty Replacement Taxes	406,901.40
Planning, Housing & Development	51,465.00	Taxes fram Public Utilities	1,510,811.00
Human Resources	50,550.00	Other Miscellaneous Tax Revenues	227,000.00
Elections	4,500.00	State Aid Revenues	212,213.61
General Administratian (other)	529,857.00	Federal Aid Revenues	
JUDICIARY		State and Local Fiscal Assistance Act Utilized	337,317.02
Municipal Courts	62,008.00	Sale of Acquired Property	
PUBLIC SAFETY		Other Miscellaneous Revenues	1,639,856.58
Fire Protection	142,479.00	Total	31,402,733.16
Police Protection	1,278,062.00	Prior Years Surplus Appropriated	954,462.03
Civil Defense & Disaster Cantral	6,700.00	REVENUES TOTAL	32,357,195.19
Environmental Inspection & Cantral	78,570.00	Reserve Far Uncollected Taxes	801,187.01
Other Public Safety		CAPITAL OUTLAY TOTAL	116,251.14
PUBLIC WORKS			
Streets and Drainage	677,699.00	Public Enterprises	85,919.00
Sewers and Sewage Processing	535,935.00	Recreatian—Culture	
Garbage and Trash Dispasal	40,000.00	Public Warks	26,789.09
Public Buildings and Graunds	211,663.00	Buildings and Grounds	3,543.05
Other Public Warks	50,000.00	Library and Educatian	
HEALTH and WELFARE		Conservation	
Health Services Except Environmental	149,036.00	All Other	
Welfare-Public Assistance	7,965.00	CAPITAL DEBT AUTHORIZED, DECEMBER 31, 1980	
Haspitals, Clinics, First Aid		ISSUED AND UNISSUED — GROSS DEBT / NET DEBT	
Animal, Insect, & Rodent Contral		School 763,000	
Other Welfare Services		Self-liquidating 335,000 / 335,000	
RECREATION and CONSERVATION		Other 1,476,878 / 1,476,460	
Beaches and Boardwalks		Total 2,574,878 / 1,811,460	
Parks, Playgrounds, Shade Trees	32,150.00		
Land Reclamation & Conservatian	50,000.00	ISSUED AND OUTSTANDING	
Other Recreational Services	435,251.02	Schaal	763,000.00
EDUCATION (excluding schools)		Self-Liquidating	335,000.00
Libraries	456,000.00	Other	934,000.00
Other Educational Services		Total	2,032,000.00
STATUTORY EXPENDITURES		EQUALIZED VALUATION BASIS	
Pensions & F. I. C. A.	411,367.00	FOR NET DEBT COMPUTATION	870,470,359
Employee Fringe Benefits	93,000.00	REAL PROPERTY VALUATIONS	
Other Statutary Expenditures	12,000.00	Cade Class # af Parcels % VAL'N — ASSESSED VALUATION	
CETA And Other Public Emplayment Programs		1 Vacant Land 411 4.10 30,220,900.00	
MUNICIPAL FUNCTIONS TOTAL	5,538,520.02	2 Residential 8431 74.51 549,065,000.00	
CAPITAL IMPROVEMENTS *MEMO*	50,000.00	3 Farm 12 .02 211,500.00	
DEBT SERVICE		4a Commercial 212 18.83 138,782,000.00	
Principal Payments	120,000.00	4b Industrial 47 2.53 18,611,100.00	
Interest Payments	48,694.00	4c Apartments	
		Total 9113 736,890,500.00	
DEFERRED CHARGES		Land Area 14.00 Sq. Miles	
SCHOOL, COUNTY, SPECIAL DISTRICT TAXES	25,281,426.47	Net Valuatian Taxable-Municipal	746,414,400
RESERVE FOR UNCOLLECTED TAXES	801,187.01	Net Valuatian Taxable-County	893,105,828
EXPENDITURES TOTAL	31,789,827.50	State Equalized Valuatian	1,021,604,104
		State Equalizatian Ratia	72.81

1980 PROPERTY TAX		
STATE EQUALIZED TAX RATE		
Local District School Taxes	1.35	13,850,765.00
Regional & Consolidated School Tax		
School Taxes in Municipal Budget		
County Taxes	1.12	11,430,661.47
County Library Taxes		
Local Municipal Purpose Taxes	.15	1,540,136.87
Veteran & Seniar Citizen Taxes		184,690.00
Total Taxes for Rate Computation	2.62	27,006,253.34
Special District Taxes		
Bank Carp. Taxes		38,526.68
Added and Omitted Taxes		349,117.20
Total Taxes Levied - ABSTRACT		27,209,207.22
Total Taxes Billed		27,220,035.60
1980 TAXES COLLECTED		26,629,873.69
1980 Taxes Cancelled, Abated or Adjusted		93,730.45
Transfer to Tax Title Liens or Foreclosed		6,476.40
Balance Outstanding Dec. 31, 1980		489,955.06
PRIOR YEARS TAXES OUTSTANDING		
Balance January 1, 1980		425,003.43
Collected in 1980		423,099.91
Cancelled, Abated ar Adjusted 1980		1,508.57
Transfers ta Tax Title Liens or Foreclosed		234.00
Balance December 31, 1980		160.95
TAX TITLE LIENS OUTSTANDING		
Balance January 1, 1980		33,211.41
Transfer From Taxes		6,734.15
Redeemed in 1980		15,659.95
Cancelled, Abated or Adjusted (1980)		
Transfers to Foreclosed Property		
Balance December 31, 1980		24,285.61
PROPERTY ACQUIRED BY DEED OR FORECLOSURE		
Balance January 1, 1980		401,050.00
Transfers From Taxes or Liens		
Sale for Cash (1980)		100,600.00
Cancelled, Abated or Adjusted (1980)		
Balance December 31, 1980		300,450.00
CURRENT FINANCES DECEMBER 31, 1980		
ASSETS		
Cosh Dec. 31, 1980		4,446,899.89
Taxes Receivable		490,116.01
Tax Title Liens		24,285.61
Fareclased Property		300,450.00
Emergencies & Other Deferred Charges		
State and Federal Aid Receivable		
Other Receivables		157,519.30
Total		5,419,270.81
LIABILITIES, RESERVES, AND SURPLUS		
Cash Liabilities		3,088,597.85
Reserves far Receivables		972,370.92
Surplus Dec. 31, 1980		1,358,302.04
Total		5,419,270.81

1324

Population 1970	355
Population 1980	369
S & P Rating	
Moody Rating	

General Tax Rate Per $100. 7.65

State Equalized Tax Rate 2.90

LOCH ARBOUR VILLAGE — MONMOUTH CO.

Form of Government:
Village Board of Trustees
Number of Members on Governing Body 5

PER CAPITA		PER CENT:	
Gross Debt	521.87	Gross Debt	2.21
Net Debt	121.95	Net Debt	.53
Debt Service	18.31	Tax Levy Collected	97.52
Total Tax Levy	835.20	Tax Levy Cancelled, Abated or Adjusted	.41
Municipal Expenditures	665.87		

EXPENDITURES	
GENERAL GOVERNMENT	
Governing Body & Public Boards	
Municipal Clerk	
Financial Administration	6,805.40
Assessment of Taxes	885.00
Collection of Taxes	2,550.00
Planning, Housing & Development	1,795.00
Human Resources	
Elections	
General Administration (other)	34,718.57
JUDICIARY	
Municipal Courts	3,050.00
PUBLIC SAFETY	
Fire Protection	5,866.00
Police Protection	65,993.00
Civil Defense & Disaster Control	
Environmental Inspection & Control	1,210.53
Other Public Safety	
PUBLIC WORKS	
Streets and Drainage	7,290.00
Sewers and Sewage Processing	16,500.00
Garbage and Trash Disposal	17,233.36
Public Buildings and Grounds	300.00
Other Public Works	
HEALTH and WELFARE	
Health Services Except Environmental	692.75
Welfare-Public Assistance	252.31
Hospitals, Clinics, First Aid	
Animal, Insect, & Rodent Control	
Other Welfare Services	
RECREATION and CONSERVATION	
Beaches and Boardwalks	20,550.00
Parks, Playgrounds, Shade Trees	
Land Reclamation & Conservation	1,050.00
Other Recreational Services	
EDUCATION (excluding schools)	
Libraries	
Other Educational Services	
STATUTORY EXPENDITURES	
Pensions & F. I. C. A.	3,658.19
Employee Fringe Benefits	
Other Statutory Expenditures	250.00
CETA And Other Public Employment Programs	8,887.56
MUNICIPAL FUNCTIONS TOTAL	199,537.67
CAPITAL IMPROVEMENTS *MEMO*	
DEBT SERVICE	
Principal Payments	5,000.00
Interest Payments	1,757.50
DEFERRED CHARGES	7,000.00
SCHOOL, COUNTY, SPECIAL DISTRICT TAXES	209,787.96
RESERVE FOR UNCOLLECTED TAXES	32,411.39
EXPENDITURES TOTAL	455,454.52

REVENUES-REALIZED		
1980 Property Taxes Collected		300,556.61
1980 Payments in Lieu of Taxes		
Delinquent Tax & Lien Collections		27,642.13
Business Personalty Replacement Taxes		4,101.40
Taxes from Public Utilities		14,590.00
Other Miscellaneous Tax Revenues		
State Aid Revenues		3,301.01
Federal Aid Revenues		10,207.71
State and Local Fiscal Assistance Act Utilized		5,324.00
Sale of Acquired Property		
Other Miscellaneous Revenues		71,306.94
	Total	437,029.80
Prior Years Surplus Appropriated		60,000.00
REVENUES	TOTAL	497,029.80
Reserve For Uncollected Taxes		32,411.39
CAPITAL OUTLAY	TOTAL	6,571.71
Public Enterprises		
Recreation—Culture		5,706.71
Public Works		865.00
Buildings and Grounds		
Library and Education		
Conservation		
All Other		

CAPITAL DEBT AUTHORIZED, DECEMBER 31, 1980

ISSUED AND UNISSUED	GROSS DEBT	NET DEBT
School	151,261	
Self-liquidating		
Other	45,000	45,000
Total	196,261	45,000

ISSUED AND OUTSTANDING	
School	151,261.48
Self-Liquidating	
Other	45,000.00
Total	196,261.48
EQUALIZED VALUATION BASIS FOR NET DEBT COMPUTATION	8,483,829

REAL PROPERTY VALUATIONS

Code	Class	# of Parcels	% VAL'N	ASSESSED VALUATION
1	Vacant Land	7	2.38	94,600.00
2	Residential	134	86.90	3,460,750.00
3	Farm			
4a	Commercial	6	9.87	393,100.00
4b	Industrial			
4c	Apartments	1	.85	34,000.00
Total		148		3,982,450.00

Land Area	.10 Sq. Miles
Net Valuation Taxable-Municipal	4,025,976
Net Valuation Taxable-County	8,812,919
State Equalized Valuation	10,520,900
State Equalization Ratio	38.01

1980 PROPERTY TAX		
STATE EQUALIZED TAX RATE	1.50	
Local District School Taxes		158,804.58
Regional & Consolidated School Tax		
School Taxes in Municipal Budget		
County Taxes	.46	49,127.88
County Library Taxes	.02	1,855.50
Local Municipal Purpose Taxes	.93	98,400.00
Veteran & Senior Citizen Taxes		2,430.00
Total Taxes for Rate Computation	2.91	310,617.96
Special District Taxes		
Bank Corp. Taxes		
Added and Omitted Taxes		
Total Taxes Levied - ABSTRACT		308,187.96
Total Taxes Billed		308,187.96
1980 TAXES COLLECTED		300,556.61
1980 Taxes Cancelled, Abated or Adjusted		1,256.24
Transfer to Tax Title Liens or Foreclosed		
Balance Outstanding Dec. 31, 1980		6,375.11

PRIOR YEARS TAXES OUTSTANDING	
Balance January 1, 1980	28,545.07
Collected in 1980	27,642.13
Cancelled, Abated or Adjusted 1980	
Transfers to Tax Title Liens or Foreclosed	
Balance December 31, 1980	902.94
TAX TITLE LIENS OUTSTANDING	
Balance January 1, 1980	
Transfer From Taxes	
Redeemed in 1980	
Cancelled, Abated or Adjusted (1980)	
Transfers to Foreclosed Property	
Balance December 31, 1980	
PROPERTY ACQUIRED BY DEED OR FORECLOSURE	
Balance January 1, 1980	
Transfers From Taxes or Liens	
Sale for Cash (1980)	
Cancelled. Abated or Adjusted (1980)	
Balance December 31, 1980	

CURRENT FINANCES DECEMBER 31, 1980 ASSETS	
Cash Dec. 31, 1980	222,016.17
Taxes Receivable	7,278.05
Tax Title Liens	
Foreclosed Property	
Emergencies & Other Deferred Charges	25,050.00
State and Federal Aid Receivable	
Other Receivables	1,884.94
Total	256,229.16
LIABILITIES, RESERVES, AND SURPLUS	
Cash Liabilities	122,199.88
Reserves for Receivables	9,162.99
Surplus Dec. 31, 1980	124,866.29
Total	256,229.16

0231

Papulation 1970 25,285
Papulation 1980 23,956
S & P Rating A
Moody Roting A

Generol Tox Rote Per $100. 5.56
Stote Equolized Tax Rate 2.64

LODI BOROUGH — BERGEN COUNTY

Form of Government:
Mayor-Council Plan B (OMCL50)
Number of Members on Governing Body 7

PER CAPITA:		PER CENT:	
Gross Debt	620.49	Gross Debt	4.14
Net Debt	374.14	Net Debt	2.49
Debt Service	32.63	Tox Levy Collected	97.25
Total Tax Levy	451.05	Tax Levy Cancelled, Abated or Adjusted	.06
Municipal Expenditures	290.22		

EXPENDITURES	
GENERAL GOVERNMENT	
Governing Body & Public Baords	70,051.00
Municipol Clerk	5,000.00
Finoncial Administrotion	41,293.02
Assessment of Taxes	174,122.00
Collection of Toxes	48,317.96
Plonning, Hausing & Development	18,200.00
Human Resources	
Elections	13,026.07
General Administratian (other)	572,340.96
JUDICIARY	
Municipal Courts	50,851.97
PUBLIC SAFETY	
Fire Protection	95,100.00
Police Pratectian	1,017,246.12
Civil Defense & Disoster Control	600.00
Environmental Inspectian & Cantral	146,813.34
Other Public Safety	
PUBLIC WORKS	
Streets and Drainoge	357,900.46
Sewers and Sewage Processing	372,968.93
Gorbage and Trosh Disposal	351,222.00
Public Buildings and Graunds	181,627.64
Other Public Warks	3,680.00
HEALTH and WELFARE	
Health Services Except Enviranmentol	28,024.49
Welfare-Public Assistance	46,659.00
Hospitals, Clinics, First Aid	22,714.87
Animal, Insect, & Radent Cantral	
Other Welfare Services	
RECREATION and CONSERVATION	
Beaches and Boardwalks	
Parks, Playgraunds, Shade Trees	17,360.00
Land Reclamatian & Conservotion	
Other Recreatianal Services	45,692.00
EDUCATION (excluding schools)	
Libraries	117,000.00
Other Educatianal Services	
STATUTORY EXPENDITURES	
Pensians & F. I. C. A.	329,308.48
Employee Fringe Benefits	143,172.58
Other Statutary Expenditures	9,000.00
CETA And Other Public Emplayment Pragrams	1,285,000.00
MUNICIPAL FUNCTIONS TOTAL	5,564,332.89
CAPITAL IMPROVEMENTS *MEMO*	90,000.00
DEBT SERVICE	
Principal Payments	335,000.00
Interest Payments	446,670.72
DEFERRED CHARGES	177,444.35
SCHOOL, COUNTY, SPECIAL DISTRICT TAXES	7,818,128.43
RESERVE FOR UNCOLLECTED TAXES	429,022.74
EXPENDITURES TOTAL	14,770,599.13

REVENUES-REALIZED		
1980 Property Taxes Collected		10,508,275.35
1980 Payments in Lieu of Taxes		7,356.00
Delinquent Tax & Lien Collections		236,744.84
Business Personalty Replacement Taxes		363,124.72
Taxes from Public Utilities		655,764.00
Other Miscellaneous Tax Revenues		
State Aid Revenues		327,289.48
Federal Aid Revenues		1,714,047.28
State and Local Fiscal Assistance Act Utilized		321,276.00
Sale of Acquired Property		
Other Miscelloneous Revenues		478,653.94
	Totol	14,612,531.61
Priar Yeors Surplus Appropriated		300,000.00
REVENUES	TOTAL	14,912,531.61
Reserve For Uncollected Taxes		429,022.74
CAPITAL OUTLAY	TOTAL	1,600,421.26
Public Enterprises		350,373.04
Recreatian—Culture		
Public Warks		68,462.55
Buildings and Grounds		1,181,585.67
Library and Education		
Conservotian		
All Other		

CAPITAL DEBT AUTHORIZED, DECEMBER 31, 1980

ISSUED AND UNISSUED	GROSS DEBT	NET DEBT
Schaal	3,868,000	
Self-liquidoting	1,336,500	
Other	9,659,850	8,963,006
Totol	14,864,350	8,963,006

ISSUED AND OUTSTANDING	
Schaal	3,868,000.00
Self-Liquidoting	1,009,000.00
Other	7,584,400.00
Totol	12,461,400.00
EQUALIZED VALUATION BASIS FOR NET DEBT COMPUTATION	359,437,611

REAL PROPERTY VALUATIONS

Code	Class	# of Porcels	% VAL'N	ASSESSED VALUATION
1	Vacont Lond	351	1.83	3,478,100.00
2	Residential	4068	57.28	108,933,300.00
3	Farm			
4a	Commercial	277	14.56	27,690,300.00
4b	Industrial	112	12.78	24,307,500.00
4c	Apartments	86	13.55	25,772,500.00
Total		4894		190,181,700.00

Lond Area 2.20 Sq. Miles

Net Valuatian Taxable-Municipol	191,776,202
Net Valuotian Taxable-Caunty	374,707,031
State Equalized Valuation	402,004,032
State Equalizotian Ratio	47.52

1980 PROPERTY TAX		
STATE EQUALIZED TAX RATE		
Local District School Taxes	1.60	6,454,131.14
Regianal & Consolidoted Schaal Tax		
School Taxes in Municipol Budget		
County Taxes	.34	1,363,997.29
County Library Taxes		
Local Municipol Purpase Taxes	.70	2,826,802.71
Veteran & Seniar Citizen Taxes		211,640.00
Total Taxes for Rate Computatian	2.64	10,856,571.14
Special District Taxes		
Bank Corp. Taxes		18,542.91
Added and Omitted Taxes		141,828.79
Totol Taxes Levied - ABSTRACT		10,805,302.84
Total Taxes Billed		10,805,408.62
1980 TAXES COLLECTED		10,508,275.35
1980 Taxes Cancelled, Aboted or Adjusted		6,464.45
Transfer to Tax Title Liens or Foreclosed		24,020.48
Balance Outstanding Dec. 31, 1980		266,648.34
PRIOR YEARS TAXES OUTSTANDING		
Balance Janoury 1, 1980		254,805.70
Collected in 1980		235,944.84
Cancelled, Abated or Adjusted 1980		105.00
Transfers to Tax Title Liens or Foreclosed		18,755.86
Balance December 31, 1980		
TAX TITLE LIENS OUTSTANDING		
Balance January 1, 1980		16,400.40
Transfer Fram Taxes		45,873.24
Redeemed in 1980		800.00
Cancelled, Aboted or Adjusted (1980)		
Transfers to Foreclosed Praperty		
Balance December 31, 1980		61,473.64
PROPERTY ACQUIRED BY DEED OR FORECLOSURE		
Balance January 1, 1980		18,247.50
Transfers Fram Taxes or Liens		
Sale for Cash (1980)		
Concelled, Abated or Adjusted (1980)		
Balance December 31, 1980		18,247.50
CURRENT FINANCES DECEMBER 31, 1980		
ASSETS		
Cash Dec. 31, 1980		900,494.94
Taxes Receivable		266,648.34
Tax Title Liens		61,473.64
Foreclosed Praperty		18,247.50
Emergencies & Other Deferred Charges		230,000.00
State and Federol Aid Receivable		926.00
Other Receivables		31.86
Total		1,477,822.28
LIABILITIES, RESERVES, AND SURPLUS		
Cash Liabilities		244,317.01
Reserves for Receivables		346,401.34
Surplus Dec. 31, 1980		887,103.93
Total		1,477,822.28

0809

Population 1970 1,845
Population 1980 3,078
S & P Rating
Moody Rating

General Tax Rate Per $100. 2.36
State Equalized Tax Rate 1.89

LOGAN TOWNSHIP — GLOUCESTER COUNTY

Form of Government:
Township Committee
Number of Members on Governing Body 3

PER CAPITA		PER CENT	
Gross Debt	123.62	Gross Debt	.55
Net Debt	110.95	Net Debt	.49
Debt Service		Tax Levy Collected	98.07
Total Tax Levy	553.64	Tax Levy Cancelled, Abated or Adjusted	.15
Municipal Expenditures	237.88		

EXPENDITURES	
GENERAL GOVERNMENT	
Governing Body & Public Boards	6,620.00
Municipal Clerk	14,134.90
Financial Administration	12,253.00
Assessment of Taxes	11,955.00
Collection of Taxes	10,746.00
Planning, Housing & Development	10,573.00
Human Resources	
Elections	1,700.00
General Administration (other)	60,540.10
JUDICIARY	
Municipal Courts	23,185.00
PUBLIC SAFETY	
Fire Protection	79,197.00
Police Protection	189,075.00
Civil Defense & Disaster Control	150.00
Environmental Inspection & Control	36,145.00
Other Public Safety	
PUBLIC WORKS	
Streets and Drainage	46,000.00
Sewers and Sewage Processing	
Garbage and Trash Disposal	80,750.00
Public Buildings and Grounds	8,100.00
Other Public Works	
HEALTH and WELFARE	
Health Services Except Environmental	986.00
Welfare-Public Assistance	2,895.00
Hospitals, Clinics, First Aid	
Animal, Insect, & Rodent Control	1,650.00
Other Welfare Services	
RECREATION and CONSERVATION	
Beaches and Boardwalks	
Parks, Playgrounds, Shade Trees	1,500.00
Land Reclamation & Conservation	714.00
Other Recreational Services	
EDUCATION (excluding schools)	
Libraries	
Other Educational Services	
STATUTORY EXPENDITURES	
Pensions & F. I. C. A.	29,000.00
Employee Fringe Benefits	
Other Statutory Expenditures	2,500.00
CETA And Other Public Employment Programs	23,568.03
MUNICIPAL FUNCTIONS TOTAL	653,937.03
CAPITAL IMPROVEMENTS *MEMO*	10,000.00
DEBT SERVICE	
Principal Payments	
Interest Payments	
DEFERRED CHARGES	11,544.88
SCHOOL, COUNTY, SPECIAL DISTRICT TAXES	1,560,067.38
RESERVE FOR UNCOLLECTED TAXES	66,300.78
EXPENDITURES TOTAL	2,292,250.07

REVENUES-REALIZED		
1980 Property Taxes Collected		1,669,175.57
1980 Payments in Lieu of Taxes		
Delinquent Tax & Lien Collections		48,226.23
Business Personalty Replacement Taxes		66,547.52
Taxes from Public Utilities		231,450.00
Other Miscellaneous Tax Revenues		
State Aid Revenues		16,468.68
Federal Aid Revenues		23,413.76
State and Local Fiscal Assistance Act Utilized		945.21
Sale of Acquired Property		
Other Miscellaneous Revenues		130,209.29
	Total	2,186,436.26
Prior Years Surplus Appropriated		246,314.64
REVENUES	TOTAL	2,432,750.90
Reserve For Uncollected Taxes		66,300.78
CAPITAL OUTLAY	TOTAL	27,054.00
Public Enterprises		
Recreation—Culture		
Public Works		27,054.00
Buildings and Grounds		
Library and Education		
Conservation		
All Other		

CAPITAL DEBT AUTHORIZED, DECEMBER 31, 1980

ISSUED AND UNISSUED	GROSS DEBT	NET DEBT
School	39,000	
Self-liquidating		
Other	341,500	341,500
Total	380,500	341,500
ISSUED AND OUTSTANDING		
School		39,000.00
Self-Liquidating		
Other		
Total		39,000.00
EQUALIZED VALUATION BASIS FOR NET DEBT COMPUTATION		68,991,484

REAL PROPERTY VALUATIONS

Code	Class	# of Parcels	% VAL'N	ASSESSED VALUATION
1	Vacant Land	939	14.91	10,178,100.00
2	Residential	926	45.55	31,087,300.00
3	Farm	246	6.70	4,576,100.00
4a	Commercial	64	19.86	13,555,200.00
4b	Industrial	5	12.98	8,858,800.00
4c	Apartments			
Total		2180		68,255,500.00

Land Area 23.42 Sq. Miles

Net Valuation Taxable-Municipal	69,053,184
Net Valuation Taxable-County	84,898,683
State Equalized Valuation	85,872,469
State Equalization Ratio	80.23

1980 PROPERTY TAX		
STATE EQUALIZED TAX RATE		
Local District School Taxes	1.20	1,033,929.50
Regional & Consolidated School Tax		
School Taxes in Municipal Budget		
County Taxes	.60	513,927.57
County Library Taxes	.01	12,210.31
Local Municipal Purpose Taxes	.08	69,000.00
Veteran & Senior Citizen Taxes		20,930.00
Total Taxes for Rate Computation	1.89	1,649,997.38
Special District Taxes		
Bank Corp. Taxes		1,233.33
Added and Omitted Taxes		73,802.13
Total Taxes Levied - ABSTRACT		1,704,102.84
Total Taxes Billed		1,702,902.34
1980 TAXES COLLECTED		1,669,175.57
1980 Taxes Cancelled, Abated or Adjusted		2,488.87
Transfer to Tax Title Liens or Foreclosed		1,238.12
Balance Outstanding Dec. 31, 1980		29,999.78
PRIOR YEARS TAXES OUTSTANDING		
Balance January 1, 1980		49,967.27
Collected in 1980		46,728.97
Cancelled, Abated or Adjusted 1980		
Transfers to Tax Title Liens or Foreclosed		556.50
Balance December 31, 1980		2,681.80
TAX TITLE LIENS OUTSTANDING		
Balance January 1, 1980		5,169.48
Transfer From Taxes		1,846.78
Redeemed in 1980		1,497.26
Cancelled, Abated or Adjusted (1980)		
Transfers to Foreclosed Property		
Balance December 31, 1980		5,519.00
PROPERTY ACQUIRED BY DEED OR FORECLOSURE		
Balance January 1, 1980		6,755.00
Transfers From Taxes or Liens		
Sale for Cash (1980)		
Cancelled, Abated or Adjusted (1980)		
Balance December 31, 1980		6,755.00

CURRENT FINANCES DECEMBER 31, 1980

ASSETS	
Cash Dec. 31, 1980	553,636.35
Taxes Receivable	32,681.58
Tax Title Liens	5,519.00
Foreclosed Property	6,755.00
Emergencies & Other Deferred Charges	9,600.00
State and Federal Aid Receivable	6,777.36
Other Receivables	26,494.60
Total	641,463.89
LIABILITIES, RESERVES, AND SURPLUS	
Cash Liabilities	339,637.51
Reserves for Receivables	71,450.18
Surplus Dec. 31, 1980	230,376.20
Total	641,463.89

1517

Population 1970 2,925
Population 1980 3,488
S & P Rating
Moody Rating BA

General Tax Rate Per $100. 1.49
State Equalized Tax Rate 1.11

LONG BEACH TOWNSHIP — OCEAN COUNTY

Form of Government:
Commission (1911)
Number of Members on Governing Body 3

PER CAPITA:		PER CENT:	
Gross Debt	922.45	Gross Debt	.64
Net Debt	525.34	Net Debt	.37
Debt Service	37.18	Tax Levy Collected	95.28
Total Tax Levy	1,890.15	Tax Levy Cancelled, Abated or Adjusted	
Municipal Expenditures	921.92		

EXPENDITURES	
GENERAL GOVERNMENT	
Governing Body & Public Boards	
Municipal Clerk	45,681.00
Financial Administration	9,320.00
Assessment of Taxes	40,527.21
Collection of Taxes	50,080.00
Planning, Housing & Development	38,757.00
Human Resources	
Elections	1,500.00
General Administration (other)	205,670.32
JUDICIARY	
Municipal Courts	27,600.00
PUBLIC SAFETY	
Fire Protection	51,870.00
Police Protection	707,923.02
Civil Defense & Disaster Control	500.00
Environmental Inspection & Control	37,349.09
Other Public Safety	
PUBLIC WORKS	
Streets and Drainage	362,220.94
Sewers and Sewage Processing	
Garbage and Trash Disposal	211,650.00
Public Buildings and Grounds	46,026.00
Other Public Works	
HEALTH and WELFARE	
Health Services Except Environmental	3,400.00
Welfare-Public Assistance	6,744.00
Hospitals, Clinics, First Aid	10,000.00
Animal, Insect, & Rodent Control	3,843.36
Other Welfare Services	200.00
RECREATION and CONSERVATION	
Beaches and Boardwalks	245,965.00
Parks, Playgrounds, Shade Trees	
Land Reclamation & Conservation	137.32
Other Recreational Services	14,654.00
EDUCATION (excluding schools)	
Libraries	750.00
Other Educational Services	
STATUTORY EXPENDITURES	
Pensions & F. I. C. A.	183,729.27
Employee Fringe Benefits	49,600.00
Other Statutory Expenditures	10,300.00
CETA And Other Public Employment Programs	15,000.00
MUNICIPAL FUNCTIONS TOTAL	2,380,997.53
CAPITAL IMPROVEMENTS *MEMO*	20,000.00
DEBT SERVICE	
Principal Payments	106,000.00
Interest Payments	23,671.35
DEFERRED CHARGES	129,384.14
SCHOOL, COUNTY, SPECIAL DISTRICT TAXES	5,246,914.36
RESERVE FOR UNCOLLECTED TAXES	575,600.00
EXPENDITURES TOTAL	8,462,567.38

REVENUES-REALIZED		
1980 Property Taxes Collected		6,280,646.00
1980 Payments in Lieu of Taxes		
Delinquent Tax & Lien Collections		318,817.47
Business Personalty Replacement Taxes		26,800.40
Taxes from Public Utilities		445,561.00
Other Miscellaneous Tax Revenues		
State Aid Revenues		23,898.32
Federal Aid Revenues		17,593.96
State and Local Fiscal Assistance Act Utilized		91,810.92
Sale of Acquired Property		
Other Miscellaneous Revenues		801,671.51
	Total	8,006,799.58
Prior Years Surplus Appropriated		671,900.00
REVENUES	TOTAL	8,678,699.58
Reserve For Uncollected Taxes		575,600.00
CAPITAL OUTLAY	TOTAL	645,736.96
Public Enterprises		1,038.42
Recreation—Culture		
Public Works		224,079.11
Buildings and Grounds		420,619.43
Library and Education		
Conservation		
All Other		

CAPITAL DEBT AUTHORIZED, DECEMBER 31, 1980

ISSUED AND UNISSUED	GROSS DEBT	NET DEBT
School	1,248,246	
Self-liquidating	136,900	
Other	1,832,375	1,832,375
Total	3,217,521	1,832,375

ISSUED AND OUTSTANDING	
School	1,248,246.24
Self-Liquidating	60,000.00
Other	874,000.00
Total	2,182,246.24
EQUALIZED VALUATION BASIS FOR NET DEBT COMPUTATION	500,327,584

REAL PROPERTY VALUATIONS

Code	Class	# of Parcels	% VAL'N	ASSESSED VALUATION
1	Vacant Land	906	8.82	38,560,380.00
2	Residential	6050	85.04	371,680,900.00
3	Farm			
4o	Commercial	152	5.38	23,502,600.00
4b	Industrial			
4c	Apartments	33	.76	3,308,900.00
Total		7141		437,052,780.00

Land Area	4.30 Sq. Miles
Net Valuation Taxable-Municipal	439,825,893
Net Valuation Taxable-County	507,636,393
State Equalized Valuation	587,380,898
State Equalization Ratio	74.76

1980 PROPERTY TAX		
STATE EQUALIZED TAX RATE		
Local District School Taxes	.13	757,821.17
Regional & Consolidated School Tax	.36	2,098,320.60
School Taxes in Municipal Budget		
County Taxes	.38	* 2,262,112.48
County Library Taxes	.02	128,660.11
Local Municipal Purpose Taxes	.22	1,275,500.00
Veteran & Senior Citizen Taxes		60,420.00
Total Taxes for Rate Computation	1.11	6,582,834.36
Special District Taxes		
Bank Corp. Taxes		951.01
Added and Omitted Taxes		69,463.76
Total Taxes Levied - ABSTRACT		6,592,829.13
Total Taxes Billed		6,591,878.12
1980 TAXES COLLECTED		6,280,646.00
1980 Taxes Cancelled, Abated or Adjusted		
Transfer to Tax Title Liens or Foreclosed		
Balance Outstanding Dec. 31, 1980		311,232.12
PRIOR YEARS TAXES OUTSTANDING		
Balance January 1, 1980		317,015.80
Collected in 1980		315,173.28
Cancelled, Abated or Adjusted 1980		
Transfers to Tax Title Liens or Foreclosed		
Balance December 31, 1980		1,842.52
TAX TITLE LIENS OUTSTANDING		
Balance January 1, 1980		17,741.41
Transfer From Taxes		
Redeemed in 1980		3,644.19
Concelled, Abated or Adjusted (1980)		
Transfers to Foreclosed Property		
Balance December 31, 1980		14,097.22
PROPERTY ACQUIRED BY DEED OR FORECLOSURE		
Balance January 1, 1980		5,400.00
Transfers From Taxes or Liens		
Sale for Cash (1980)		
Cancelled, Abated or Adjusted (1980)		
Balance December 31, 1980		5,400.00

CURRENT FINANCES DECEMBER 31, 1980	
ASSETS	
Cash Dec. 31, 1980	2,259,000.64
Taxes Receivable	313,074.64
Tax Title Liens	14,097.22
Foreclosed Property	5,400.00
Emergencies & Other Deferred Charges	54,246.00
State and Federal Aid Receivable	728.96
Other Receivables	328,231.25
Total	2,974,778.71
LIABILITIES, RESERVES, AND SURPLUS	
Cash Liabilities	1,335,042.44
Reserves for Receivables	660,803.11
Surplus Dec. 31, 1980	978,933.16
Total	2,974,778.71

*Includes County Health Service Taxes or County Vocational School Taxes. See Table 13, pgs. 675, 676.

1325

Population 1970	31,860
Population 1980	29,819
S & P Rating	A-
Moody Rating	A

General Tax Rate Per $100. 3.87

State Equalized Tax Rate 2.96

LONG BRANCH CITY — MONMOUTH COUNTY

Form of Government:
Mayor-Council Plan A (OMCL50)
Number of Members on Governing Body 5

PER CAPITA		PER CENT:	
Gross Debt	491.00	Gross Debt	3.95
Net Debt	239.16	Net Debt	1.92
Debt Service	45.21	Tax Levy Collected	94.51
Total Tax Levy	406.62	Tax Levy Cancelled, Abated or Adjusted	.24
Municipal Expenditures	348.91		

EXPENDITURES

GENERAL GOVERNMENT	
Governing Body & Public Boards	46,845.00
Municipal Clerk	51,167.00
Financial Administration	102,410.00
Assessment of Taxes	31,665.00
Collection of Taxes	38,730.00
Planning, Housing & Development	32,549.14
Human Resources	636,160.00
Elections	
General Administration (other)	844,501.84
JUDICIARY	
Municipal Courts	61,810.00
PUBLIC SAFETY	
Fire Protection	587,005.00
Police Protection	1,586,952.90
Civil Defense & Disaster Control	7,500.00
Environmental Inspection & Control	81,810.00
Other Public Safety	100.00
PUBLIC WORKS	
Streets and Drainage	919,674.22
Sewers and Sewage Processing	410,300.00
Garbage and Trash Disposal	
Public Buildings and Grounds	318,237.00
Other Public Works	
HEALTH and WELFARE	
Health Services Except Environmental	204,868.30
Welfare-Public Assistance	24,000.00
Hospitals, Clinics, First Aid	
Animal, Insect, & Rodent Control	1,125.00
Other Welfare Services	
RECREATION and CONSERVATION	
Beaches and Boardwalks	
Parks, Playgrounds, Shade Trees	104,092.00
Land Reclamation & Conservation	160,018.88
Other Recreational Services	376,831.77
EDUCATION (excluding schools)	
Libraries	193,000.00
Other Educational Services	3,323.17
STATUTORY EXPENDITURES	
Pensions & F. I. C. A.	529,868.52
Employee Fringe Benefits	148,500.00
Other Statutory Expenditures	27,000.00
CETA And Other Public Employment Programs	796,385.11
MUNICIPAL FUNCTIONS TOTAL	8,326,429.85
CAPITAL IMPROVEMENTS *MEMO*	25,000.00
DEBT SERVICE	
Principal Payments	779,000.00
Interest Payments	569,219.67
TYPE I SCHL DEBT *MEMO	513,147.75
DEFERRED CHARGES	120,424.34
SCHOOL, COUNTY, SPECIAL DISTRICT TAXES	9,023,159.40
RESERVE FOR UNCOLLECTED TAXES	608,992.00
EXPENDITURES TOTAL	19,427,225.26

REVENUES-REALIZED

1980 Property Taxes Collected	11,439,360.97
1980 Payments in Lieu of Taxes	
Delinquent Tax & Lien Collections	496,100.43
Business Personalty Replacement Taxes	245,225.72
Taxes from Public Utilities	1,237,449.00
Other Miscellaneous Tax Revenues	
State Aid Revenues	1,480,903.67
Federal Aid Revenues	880,140.21
State and Local Fiscal Assistance Act Utilized	475,812.31
Sale of Acquired Property	
Other Miscellaneous Revenues	1,167,723.02
Total	17,422,715.33
Prior Years Surplus Appropriated	1,000,000.00
REVENUES TOTAL	18,422,715.33
Reserve For Uncollected Taxes	608,992.00
CAPITAL OUTLAY TOTAL	495,536.32
Public Enterprises	
Recreation—Culture	2,159.57
Public Works	254,574.39
Buildings and Grounds	238,802.36
Library and Education	
Conservation	
All Other	

CAPITAL DEBT AUTHORIZED, DECEMBER 31, 1980

ISSUED AND UNISSUED	GROSS DEBT	NET DEBT
School	4,935,391	
Self-liquidating		
Other	9,705,722	7,131,469
Total	14,641,113	7,131,469
ISSUED AND OUTSTANDING		
School		4,934,400.00
Self-Liquidating		
Other		9,662,000.00
Total		14,596,400.00
EQUALIZED VALUATION BASIS FOR NET DEBT COMPUTATION		370,872,696

REAL PROPERTY VALUATIONS

Code	Class	# of Parcels	% VAL'N	ASSESSED VALUATION
1	Vacant Land	655	2.14	6,543,650.00
2	Residential	6038	67.77	206,863,900.00
3	Farm	6	.07	208,100.00
4a	Commercial	493	15.84	48,344,500.00
4b	Industrial	11	.86	2,617,600.00
4c	Apartments	159	13.32	40,669,800.00
Total		7362		305,247,550.00

Land Area 5.10 Sq. Miles

Net Valuation Taxable-Municipal	310,788,165
Net Valuation Taxable-County	382,809,981
State Equalized Valuation	403,559,374
State Equalization Ratio	76.73

1980 PROPERTY TAX

STATE EQUALIZED TAX RATE →	1.64	
Local District School Taxes		6,660,761.50
Regional & Consolidated School Tax		
School Taxes in Municipal Budget	.06	235,552.50
County Taxes	.53	2,126,845.40
County Library Taxes		
Local Municipal Purpose Taxes	.74	2,994,287.51
Veteran & Senior Citizen Taxes		174,300.00
Total Taxes for Rate Computation	2.97	12,191,746.91
Special District Taxes		
Bank Corp. Taxes		27,633.24
Added and Omitted Taxes		79,934.81
Total Taxes Levied - ABSTRACT		12,125,014.96
Total Taxes Billed		12,103,932.24
1980 TAXES COLLECTED		11,439,360.97
1980 Taxes Cancelled, Abated or Adjusted		28,988.35
Transfer to Tax Title Liens or Foreclosed		51,035.49
Balance Outstanding Dec. 31, 1980		584,547.43

PRIOR YEARS TAXES OUTSTANDING

Balance January 1, 1980	489,077.25
Collected in 1980	448,811.88
Cancelled, Abated or Adjusted 1980	9,459.44
Transfers to Tax Title Liens or Foreclosed	29,826.03
Balance December 31, 1980	979.90

TAX TITLE LIENS OUTSTANDING

Balance January 1, 1980	121,768.31
Transfer From Taxes	85,242.25
Redeemed in 1980	47,288.55
Cancelled, Abated or Adjusted (1980)	
Transfers to Foreclosed Property	39,324.76
Balance December 31, 1980	120,397.25

PROPERTY ACQUIRED BY DEED OR FORECLOSURE

Balance January 1, 1980	656,200.24
Transfers From Taxes or Liens	39,324.76
Sale for Cash (1980)	
Cancelled, Abated or Adjusted (1980)	
Balance December 31, 1980	695,525.00

CURRENT FINANCES DECEMBER 31, 1980

ASSETS

Cash Dec. 31, 1980	3,125,437.10
Taxes Receivable	585,527.33
Tax Title Liens	120,397.25
Foreclosed Property	695,525.00
Emergencies & Other Deferred Charges	341,236.87
State and Federal Aid Receivable	979.66
Other Receivables	210,259.62
Total	5,079,362.83

LIABILITIES, RESERVES, AND SURPLUS

Cash Liabilities	2,500,148.37
Reserves for Receivables	1,611,709.20
Surplus Dec. 31, 1980	967,505.26
Total	5,079,362.83

1980/3000

* ABOVE DEBT SERVICE INCLUDES TYPE I SCHOOL DEBT

0115

Population 1970 1,225
Population 1980 1,249
S & P Rating
Moody Rating

General Tax Rate Per $100. 1.72
Stote Equalized Tox Rote .97

LONGPORT BOROUGH – ATLANTIC COUNTY

Form of Government:
Commission (1911)
Number of Members on Governing Body 3

PER CAPITA:		PER CENT:	
Gross Debt	508.89	Gross Debt	.50
Net Debt	508.89	Net Debt	.50
Debt Service	65.65	Tax Levy Collected	96.41
Total Tax Levy	1,305.96	Tax Levy Cancelled, Abated or Adjusted	
Municipol Expenditures	930.52		

EXPENDITURES	
GENERAL GOVERNMENT	
Governing Body & Public Boords	
Municipol Clerk	20,200.00
Finoncial Administration	19,635.00
Assessment of Taxes	11,330.00
Collection of Taxes	14,153.00
Plonning, Housing & Development	3,700.00
Humon Resources	2,150.00
Elections	
Generol Administrotion (other)	69,602.48
JUDICIARY	
Municipol Courts	10,371.00
PUBLIC SAFETY	
Fire Protection	15,247.00
Police Protection	195,262.00
Civil Defense & Disaster Control	1,630.00
Environmentol Inspection & Control	15,500.00
Other Public Sofety	
PUBLIC WORKS	
Streets ond Drainoge	91,850.00
Sewers ond Sewage Processing	241,000.00
Garbage and Trosh Disposol	29,350.00
Public Buildings ond Grounds	10,000.00
Other Public Works	14,500.00
HEALTH ond WELFARE	
Heolth Services Except Environmentol	150.00
Welfore-Public Assistance	550.00
Hospitals, Clinics, First Aid	
Animal, Insect, & Rodent Control	400.00
Other Welfare Services	
RECREATION and CONSERVATION	
Beoches ond Boordwolks	60,015.20
Porks, Playgrounds, Shade Trees	56,739.00
Land Reclamotion & Conservation	
Other Recreationol Services	300.00
EDUCATION (excluding schools)	
Librories	5,000.00
Other Educotional Services	
STATUTORY EXPENDITURES	
Pensions & F. I. C. A.	73,425.80
Employee Fringe Benefits	28,500.00
Other Stotutory Expenditures	4,000.00
CETA And Other Public Employment Programs	10,350.00
MUNICIPAL FUNCTIONS TOTAL	1,004,910.48
CAPITAL IMPROVEMENTS *MEMO*	45,000.00
DEBT SERVICE	
Principal Payments	50,000.00
Interest Poyments	32,003.00
DEFERRED CHARGES	5,500.00
SCHOOL, COUNTY, SPECIAL DISTRICT TAXES	927,214.53
RESERVE FOR UNCOLLECTED TAXES	69,808.97
EXPENDITURES TOTAL	2,089,436.98

REVENUES-REALIZED		
1980 Property Toxes Collected		1,572,838.45
1980 Poyments in Lieu of Taxes		
Delinquent Tax & Lien Collections		44,870.15
Business Personalty Replacement Toxes		6,337.00
Toxes from Public Utilities		97,627.00
Other Miscelloneous Tax Revenues		
Stote Aid Revenues		8,746.41
Federal Aid Revenues		6,226.46
Stote and Locol Fiscol Assistonce Act Utilized		14,516.00
Sole of Acquired Property		
Other Miscellaneous Revenues		261,053.23
	Total	2,012,214.70
Prior Years Surplus Appropriated		150,000.00
REVENUES	TOTAL	2,162,214.70
Reserve For Uncollected Taxes		69,808.97
CAPITAL OUTLAY	TOTAL	270.00
Public Enterprises		
Recreotion—Culture		
Public Works		270.00
Buildings and Grounds		
Library ond Education		
Conservation		
All Other		

CAPITAL DEBT AUTHORIZED, DECEMBER 31, 1980

ISSUED AND UNISSUED	GROSS DEBT	NET DEBT
School		
Self-liquidoting		
Other	635,597	635,597
Totol	635,597	635,597

ISSUED AND OUTSTANDING		
School		
Self-Liquidating		
Other		611,000.00
	Total	611,000.00
EQUALIZED VALUATION BASIS FOR NET DEBT COMPUTATION		126,196,264

REAL PROPERTY VALUATIONS

Code	Class	# of Parcels	% VAL'N	ASSESSED VALUATION
1	Vacant Land	126	3.81	3,592,300.00
2	Residential	1395	90.70	85,418,200.00
3	Farm			
4a	Commerciol	10	2.93	2,757,600.00
4b	Industriol			
4c	Apartments	20	2.56	2,412,600.00
Total		1551		94,180,700.00

Land Area	.30 Sq. Miles
Net Valuotion Taxable-Municipal	94,408,130
Net Valuation Taxable-County	126,044,226
State Equolized Valuotion	165,688,955
Stote Equalizotion Rotio	56.92

1980 PROPERTY TAX		
STATE EQUALIZED TAX RATE		
Locol District School Taxes	.10	158,629.00
Regional & Consolidated School Tax		
School Toxes in Municipal Budget		
County Taxes	.45	* 745,419.51
County Library Taxes	.01	23,166.02
Locol Municipal Purpose Taxes	.42	695,242.37
Veteron & Senior Citizen Taxes		21,760.00
Total Taxes for Rate Computation	.98	1,644,216.90
Speciol District Taxes		
Bank Corp. Taxes		1,031.67
Added and Omitted Taxes		7,650.86
Total Toxes Levied - ABSTRACT		1,631,139.43
Totol Taxes Billed		1,631,470.70
1980 TAXES COLLECTED		1,572,838.45
1980 Taxes Cancelled, Aboted or Adjusted		
Transfer to Tax Title Liens or Foreclosed		
Bolance Outstonding Dec. 31, 1980		58,632.25

PRIOR YEARS TAXES OUTSTANDING	
Bolonce January 1, 1980	46,193.44
Collected in 1980	44,870.15
Concelled, Aboted or Adjusted 1980	
Tronsfers to Tox Title Liens or Foreclosed	
Bolonce December 31, 1980	1,323.29
TAX TITLE LIENS OUTSTANDING	
Bolonce Jonuory 1, 1980	6,055.93
Tronsfer From Toxes	
Redeemed in 1980	
Cancelled, Abated or Adjusted (1980)	
Transfers to Foreclosed Property	
Bolonce December 31, 1980	6,055.93
PROPERTY ACQUIRED BY DEED OR FORECLOSURE	
Bolonce Jonuory 1, 1980	17,695.00
Transfers From Taxes or Liens	
Sole for Cash (1980)	
Cancelled, Abated or Adjusted (1980)	
Balance December 31, 1980	17,695.00

CURRENT FINANCES DECEMBER 31, 1980	
ASSETS	
Cosh Dec. 31, 1980	275,428.49
Taxes Receivable	59,955.54
Tax Title Liens	6,055.93
Foreclosed Property	17,695.00
Emergencies & Other Deferred Charges	3,000.00
State and Federal Aid Receivable	
Other Receivables	
Total	362,134.96
LIABILITIES, RESERVES, AND SURPLUS	
Cosh Liabilities	143,098.93
Reserves for Receivables	83,706.47
Surplus Dec. 31, 1980	135,329.56
Total	362,134.96

*Includes County Health Service Taxes or County Vocational School Taxes. See Table 13, pgs. 675, 676.

2115

Population 1970 3,145
Population 1980 4,998
S & P Rating
Moody Rating

Generol Tox Rate Per $100. 1.81
State Equolized Tax Rate 1.94

LOPATCONG TOWNSHIP — WARREN COUNTY

Form of Government:
Township Committee
Number of Members on Governing Body 3

PER CAPITA:		PER CENT:	
Gross Debt	276.17	Gross Debt	1.56
Net Debt	36.07	Net Debt	.20
Debt Service		Tax Levy Collected	96.61
Total Tax Levy	402.70	Tax Levy Concelled, Abated or Adjusted	.62
Municipal Expenditures	233.84		

EXPENDITURES	
GENERAL GOVERNMENT	
Governing Body & Public Boards	
Municipol Clerk	
Finoncial Administration	8,950.00
Assessment of Toxes	11,010.46
Collection of Taxes	12,225.00
Planning, Housing & Development	25,000.00
Human Resources	
Elections	1,100.00
General Administration (other)	113,828.80
JUDICIARY	
Municipal Courts	29,910.00
PUBLIC SAFETY	
Fire Protection	62,350.00
Police Protection	298,334.00
Civil Defense & Disaster Control	500.00
Environmental Inspection & Control	7,300.00
Other Public Safety	
PUBLIC WORKS	
Streets and Droinoge	202,319.00
Sewers and Sewage Processing	
Garbage and Trash Disposal	
Public Buildings and Grounds	23,701.13
Other Public Works	
HEALTH and WELFARE	
Health Services Except Environmental	2,100.00
Welfare-Public Assistance	850.00
Hospitals, Clinics, First Aid	
Animal, Insect, & Rodent Control	
Other Welfare Services	
RECREATION and CONSERVATION	
Beaches and Boardwalks	
Parks, Playgrounds, Shade Trees	22,118.00
Land Reclamation & Conservation	150.00
Other Recreational Services	
EDUCATION (excluding schools)	
Libraries	
Other Educational Services	
STATUTORY EXPENDITURES	
Pensions & F. I. C. A.	58,033.60
Employee Fringe Benefits	18,000.00
Other Statutory Expenditures	6,200.00
CETA And Other Public Employment Programs	
MUNICIPAL FUNCTIONS TOTAL	903,979.99
CAPITAL IMPROVEMENTS *MEMO*	5,000.00
DEBT SERVICE	
Principal Payments	
Interest Payments	
DEFERRED CHARGES	58,022.08
SCHOOL, COUNTY, SPECIAL DISTRICT TAXES	1,584,888.04
RESERVE FOR UNCOLLECTED TAXES	206,718.31
EXPENDITURES TOTAL	2,753,608.42

REVENUES-REALIZED		
1980 Property Taxes Collected		1,945,697.57
1980 Payments in Lieu of Taxes		
Delinquent Tax & Lien Collections		67,090.38
Business Personalty Replacement Taxes		73,631.20
Taxes from Public Utilities		357,877.00
Other Miscellaneous Tax Revenues		
State Aid Revenues		24,842.12
Federal Aid Revenues		
State and Local Fiscal Assistance Act Utilized		55,822.25
Sale of Acquired Property		
Other Miscellaneous Revenues		155,572.60
	Total	2,680,533.12
Prior Years Surplus Appropriated		225,000.00
REVENUES	TOTAL	2,905,533.12
Reserve For Uncollected Taxes		206,718.31
CAPITAL OUTLAY	TOTAL	104,000.00
Public Enterprises		
Recreation—Culture		
Public Works		
Buildings and Grounds		104,000.00
Library and Education		
Conservation		
All Other		

CAPITAL DEBT AUTHORIZED, DECEMBER 31, 1980

ISSUED AND UNISSUED	GROSS DEBT	NET DEBT
School	995,000	
Self-liquidating	205,000	
Other	180,290	180,290
Total	1,380,290	180,290

ISSUED AND OUTSTANDING	
School	995,000.00
Self-Liquidating	178,000.00
Other	44,000.00
Total	1,217,000.00
EQUALIZED VALUATION BASIS FOR NET DEBT COMPUTATION	88,464,085

REAL PROPERTY VALUATIONS

Code	Class	# of Parcels	% VAL'N	ASSESSED VALUATION
1	Vacant Land	282	3.85	4,233,310.00
2	Residential	1348	67.65	74,431,535.00
3	Farm	110	4.14	4,556,950.00
4a	Commercial	66	12.89	14,186,655.00
4b	Industrial	12	5.82	6,403,230.00
4c	Apartments	1	5.65	6,211,150.00
Total		1819		110,022,830.00

Land Area 6.90 Sq. Miles

Net Valuation Taxable-Municipal	111,052,076
Net Valuation Taxable-County	89,478,754
State Equalized Valuation	103,191,240
State Equalization Ratio	107.72

1980 PROPERTY TAX		
STATE EQUALIZED TAX RATE →	1.07	
Locol District School Taxes		1,103,769.00
Regional & Consolidated School Tax		
School Taxes in Municipal Budget		
County Taxes	.44	* 454,762.13
County Library Taxes	.03	26,356.91
Local Municipal Purpose Taxes	.41	418,250.14
Veteran & Senior Citizen Taxes		48,220.00
Total Taxes for Rate Computation	1.95	2,051,358.18
Special District Taxes		
Bank Corp. Taxes		6,100.67
Added and Omitted Taxes		3,451.47
Total Taxes Levied - ABSTRACT		2,012,690.32
Total Taxes Billed		2,013,894.74
1980 TAXES COLLECTED		1,945,697.57
1980 Taxes Cancelled, Abated or Adjusted		12,509.44
Transfer to Tax Title Liens or Foreclosed		9,604.59
Balance Outstanding Dec. 31, 1980		46,083.14
PRIOR YEARS TAXES OUTSTANDING		
Balance January 1, 1980		60,365.45
Collected in 1980		47,709.79
Cancelled, Abated or Adjusted 1980		4,912.39
Transfers to Tax Title Liens or Foreclosed		1,237.02
Balance December 31, 1980		6,506.25
TAX TITLE LIENS OUTSTANDING		
Balance January 1, 1980		25,245.86
Transfer From Taxes		11,281.16
Redeemed in 1980		19,380.59
Cancelled, Abated or Adjusted (1980)		
Transfers to Foreclosed Property		
Balance December 31, 1980		17,146.43
PROPERTY ACQUIRED BY DEED OR FORECLOSURE		
Balance January 1, 1980		3,405.00
Transfers From Taxes or Liens		
Sale for Cash (1980)		
Cancelled, Abated or Adjusted (1980)		
Balance December 31, 1980		3,405.00
CURRENT FINANCES DECEMBER 31, 1980		
ASSETS		
Cash Dec. 31, 1980		1,036,186.88
Taxes Receivable		52,589.39
Tax Title Liens		17,146.43
Foreclosed Property		3,405.00
Emergencies & Other Deferred Charges		79,637.22
State and Federal Aid Receivable		15,000.00
Other Receivables		9,174.06
Total		1,213,138.98
LIABILITIES, RESERVES, AND SURPLUS		
Cash Liabilities		666,553.12
Reserves for Receivables		82,314.88
Surplus Dec. 31, 1980		464,270.98
Total		1,213,138.98

*Includes County Health Service Taxes or County Vocational School Taxes. See Table 13, pgs. 675, 676.

0505

Populotion 1970 10,170
Populotion 1980 17,105
S & P Roting BBB
Maody Roting BAA-1

Generol Tox Rote Per $100. 2.44
Stote Equolized Tax Rote 1.89

LOWER TOWNSHIP — CAPE MAY COUNTY

Form of Government:
Township Committee
Number of Members on Governing Body 3

PER CAPITA:		PER CENT:	
Gross Debt	305.66	Grass Debt	1.68
Net Debt	182.38	Net Debt	1.00
Debt Service	11.98	Tox Levy Collected	90.65
Totol Tax Levy	412.72	Tax Levy Cancelled, Abated or Adjusted	.08
Municipol Expenditures	199.62		

EXPENDITURES	
GENERAL GOVERNMENT	
Governing Bady & Public Boords	
Municipol Clerk	
Finoncial Administrotion	90,000.00
Assessment of Taxes	50,730.00
Collectian af Toxes	56,853.39
Planning, Housing & Development	40,189.12
Humon Resources	
Elections	3,500.00
General Administratian (ather)	371,826.58
JUDICIARY	
Municipol Courts	35,450.00
PUBLIC SAFETY	
Fire Protection	2,690.13
Police Protection	764,509.99
Civil Defense & Disoster Contral	2,496.93
Environmental Inspection & Control	87,938.15
Other Public Sofety	
PUBLIC WORKS	
Streets and Droinage	371,700.00
Sewers and Sewoge Processing	
Gorboge ond Trash Dispasal	210,294.46
Public Buildings and Graunds	72,249.00
Other Public Works	70,000.00
HEALTH and WELFARE	
Health Services Except Enviranmental	2,297.44
Welfare-Public Assistance	5,705.00
Haspitals, Clinics, First Aid	500.00
Animal, Insect, & Radent Control	11,600.00
Other Welfore Services	
RECREATION and CONSERVATION	
Beaches and Boardwalks	
Porks, Ploygrounds, Shode Trees	88,750.00
Land Reclamatian & Canservatian	881.80
Other Recreational Services	
EDUCATION (excluding schaals)	
Libraries	
Other Educotionol Services	
STATUTORY EXPENDITURES	
Pensians & F. I. C.-A.	150,792.56
Emplayee Fringe Benefits	96,523.41
Other Statutary Expenditures	9,000.00
CETA And Other Public Employment Programs	
MUNICIPAL FUNCTIONS TOTAL	2,596,477.96
CAPITAL IMPROVEMENTS *MEMO*	1,000.00
DEBT SERVICE	
Principal Poyments	76,720.00
Interest Payments	128,227.60
DEFERRED CHARGES	
SCHOOL, COUNTY, SPECIAL DISTRICT TAXES	5,975,270.31
RESERVE FOR UNCOLLECTED TAXES	613,011.19
EXPENDITURES TOTAL	9,389,707.06

REVENUES-REALIZED		
1980 Property Taxes Collected		6,391,563.65
1980 Poyments in Lieu of Taxes		
Delinquent Tox & Lien Collectians		622,525.12
Business Persanalty Replacement Taxes		149,040.44
Taxes from Public Utilities		526,673.00
Other Miscelloneous Tax Revenues		50,000.00
Stote Aid Revenues		97,764.49
Federol Aid Revenues		
Stote and Locol Fiscol Assistonce Act Utilized		141,883.00
Sole of Acquired Praperty		
Other Miscellaneaus Revenues		479,038.53
Tatal		8,458,488.23
Prior Years Surplus Appropriated		570,000.00
REVENUES TOTAL		9,028,488.23
Reserve For Uncollected Taxes		613,011.19
CAPITAL OUTLAY TOTAL		610,279.41
Public Enterprises		
Recreatian—Culture		18,264.00
Public Warks		524,361.76
Buildings ond Grounds		67,653.65
Library and Educotion		
Conservotion		
All Other		

CAPITAL DEBT AUTHORIZED, DECEMBER 31, 1980

ISSUED AND UNISSUED	GROSS DEBT	NET DEBT
School	2,108,772	
Self-liquidoting		
Other	3,119,619	3,119,619
Tatol	5,228,391	3,119,619
ISSUED AND OUTSTANDING		
Schaol		2,096,836.80
Self-Liquidating		
Other		2,683,856.35
Tatal		4,780,693.15
EQUALIZED VALUATION BASIS FOR NET DEBT COMPUTATION		311,371,622

REAL PROPERTY VALUATIONS

Code	Class	# of Parcels	% VAL'N	ASSESSED VALUATION
1	Vacant Lond	2269	6.63	18,188,825.00
2	Residential	9136	77.81	213,449,140.00
3	Farm	245	.98	2,678,800.00
4a	Commercial	364	11.53	31,640,600.00
4b	Industrial	8	2.18	5,968,500.00
4c	Apartments	3	.87	2,399,950.00
Total		12025		274,325,815.00

Land Area 29.81 Sq. Miles

Net Voluation Taxable-Municipal	279,620,510
Net Valuation Taxable-Caunty	330,803,484
Stote Equolized Voluotion	358,898,689
Stote Equolizotion Ratio	77.58

1980 PROPERTY TAX		
STATE EQUALIZED TAX RATE		
Local District Schaal Taxes	.59	2,136,578.50
Regianol & Cansalidoted Schaal Tax	.60	2,146,713.12
Schaal Taxes in Municipal Budget		
County Taxes	.41	1,460,148.99
County Library Taxes	.02	82,679.70
Locol Municipol Purpase Taxes	.27	988,089.93
Veteron & Senior Citizen Taxes		317,670.00
Tatal Taxes for Rate Computatian	1.89	7,131,880.24
Special District Taxes		149,150.00
Bank Carp. Taxes		8,322.20
Added and Omitted Taxes		87,850.42
Tatol Taxes Levied - ABSTRACT		7,059,532.86
Tatal Taxes Billed		7,050,990.64
1980 TAXES COLLECTED		6,391,563.65
1980 Taxes Concelled, Abated ar Adjusted		5,511.48
Transfer to Tax Title Liens ar Fareclased		53,234.60
Bolonce Outstonding Dec. 31, 1980		600,680.91
PRIOR YEARS TAXES OUTSTANDING		
Bolonce Jonuory 1, 1980		567,169.43
Collected in 1980		546,980.76
Concelled, Abated ar Adjusted 1980		
Transfers ta Tax Title Liens or Fareclased		18,700.44
Bolonce December 31, 1980		1,488.23
TAX TITLE LIENS OUTSTANDING		
Bolonce Jonuory 1, 1980		113,608.45
Transfer Fram Taxes		71,935.04
Redeemed in 1980		75,544.36
Cancelled, Aboted ar Adjusted (1980)		
Transfers to Foreclosed Praperty		5,780.16
Bolonce December 31, 1980		104,218.97
PROPERTY ACQUIRED BY DEED OR FORECLOSURE		
Bolonce Jonuory 1, 1980		285,169.84
Transfers Fram Taxes or Liens		5,780.16
Sole for Cash (1980)		
Cancelled, Aboted or Adjusted (1980)		
Bolonce December 31, 1980		290,950.00
CURRENT FINANCES DECEMBER 31, 1980		
ASSETS		
Cash Dec. 31, 1980		725,727.18
Taxes Receivable		602,169.14
Tax Title Liens		104,218.97
Fareclased Praperty		290,950.00
Emergencies & Other Deferred Charges		12,500.00
State and Federal Aid Receivable		57,754.45
Other Receivables		2,500.06
Tatal		1,795,819.80
LIABILITIES, RESERVES, AND SURPLUS		
Cash Liabilities		330,239.98
Reserves for Receivables		999,838.17
Surplus Dec. 31, 1980		465,741.65
Tatal		1,795,819.80

1704

Population 1970 1,405
Population 1980 1,547
S & P Rating
Moody Rating

General Tax Rate Per $100. 1.18
Stote Equalized Tax Rate .81

LOWER ALLOWAYS CREEK – SALEM COUNTY

Form of Government:
Township Committee
Number of Members on Governing Body 3

PER CAPITA:
Gross Debt
Net Debt
Debt Service
Total Tax Levy 294.00
Municipal Expenditures 3,497.78

PER CENT:
Gross Debt
Net Debt
Tax Levy Collected 85.96
Tax Levy Cancelled, Abated or Adjusted 8.43

EXPENDITURES	
GENERAL GOVERNMENT	
Governing Body & Public Boards	
Municipal Clerk	
Financial Administration	39,000.00
Assessment of Taxes	11,340.00
Collection of Taxes	16,000.00
Planning, Housing & Development	44,900.00
Human Resources	62,529.20
Elections	
General Administration (other)	802,357.39
JUDICIARY	
Municipal Courts	23,175.00
PUBLIC SAFETY	
Fire Protection	50,400.00
Police Protection	403,500.00
Civil Defense & Disaster Control	7,850.00
Environmental Inspection & Control	18,000.00
Other Public Safety	
PUBLIC WORKS	
Streets and Drainage	763,700.00
Sewers and Sewage Processing	
Garbage and Trash Disposal	55,000.00
Public Buildings and Grounds	260,900.00
Other Public Works	42,400.00
HEALTH and WELFARE	
Health Services Except Environmental	18,100.00
Welfare-Public Assistance	3,450.00
Hospitals, Clinics, First Aid	250,000.00
Animal, Insect, & Rodent Control	106,280.00
Other Welfare Services	
RECREATION and CONSERVATION	
Beaches and Boardwalks	5,000.00
Parks, Playgrounds, Shade Trees	77,355.91
Land Reclamation & Conservation	
Other Recreational Services	202,600.00
EDUCATION (excluding schools)	
Libraries	5,000.00
Other Educational Services	1,235,399.00
STATUTORY EXPENDITURES	
Pensions & F. I. C. A.	115,000.00
Employee Fringe Benefits	60,000.00
Other Statutory Expenditures	10,000.00
CETA And Other Public Employment Programs	
MUNICIPAL FUNCTIONS TOTAL	4,689,236.50
CAPITAL IMPROVEMENTS *MEMO*	1,202,000.00
DEBT SERVICE	
Principal Payments	
Interest Payments	
DEFERRED CHARGES	666,936.63
SCHOOL, COUNTY, SPECIAL DISTRICT TAXES	449,265.09
RESERVE FOR UNCOLLECTED TAXES	54,885.10
EXPENDITURES TOTAL	5,860,323.32

REVENUES-REALIZED		
1980 Property Taxes Collected		387,405.72
1980 Payments in Lieu of Taxes		
Delinquent Tax & Lien Collections		25,632.74
Business Personalty Replacement Taxes		14,890.67
Taxes from Public Utilities		4,424,711.00
Other Miscellaneous Tax Revenues		
State Aid Revenues		
Federal Aid Revenues		
State and Local Fiscal Assistance Act Utilized		43,143.00
Sale of Acquired Property		
Other Miscellaneous Revenues		2,392,804.32
	Total	7,288,587.45
Prior Years Surplus Appropriated		
REVENUES	TOTAL	7,288,587.45
Reserve For Uncollected Taxes		54,885.10
CAPITAL OUTLAY	TOTAL	3,587,469.67
Public Enterprises		
Recreation—Culture		181,395.03
Public Works		809,658.30
Buildings and Grounds		2,596,416.34
Library and Education		
Conservation		
All Other		

CAPITAL DEBT AUTHORIZED, DECEMBER 31, 1980

ISSUED AND UNISSUED	GROSS DEBT	NET DEBT
School		
Self-liquidating		
Other		
Total		

ISSUED AND OUTSTANDING	
School	
Self-Liquidating	
Other	
Total	
EQUALIZED VALUATION BASIS FOR NET DEBT COMPUTATION	46,486,165

REAL PROPERTY VALUATIONS

Code	Class	# of Parcels	% VAL'N	ASSESSED VALUATION
1	Vacant Land	254	2.42	906,800.00
2	Residential	374	20.15	7,541,750.00
3	Farm	504	16.05	6,008,240.00
4a	Commercial	11	.95	354,100.00
4b	Industrial	1	60.43	22,618,300.00
4c	Apartments			
Total		1144		37,429,190.00

Land Area 47.70 Sq. Miles

Net Valuation Taxable-Municipal	38,114,891
Net Valuation Taxable-County	53,331,778
State Equalized Valuation	54,781,943
State Equalization Ratio	69.19

1980 PROPERTY TAX		
STATE EQUALIZED TAX RATE		
Local District School Taxes		
Regional & Consolidated School Tax		
School Taxes in Municipal Budget		
County Taxes	.82	449,265.09
County Library Taxes		
Local Municipal Purpose Taxes		
Veteran & Senior Citizen Taxes		17,350.00
Totol Taxes for Rate Computotion	.82	466,615.09
Special District Taxes		
Bank Corp. Taxes		5,137.31
Added and Omitted Taxes		420.87
Total Taxes Levied - ABSTRACT		454,823.27
Total Taxes Billed		450,665.11
1980 TAXES COLLECTED		387,405.72
1980 Taxes Cancelled, Abated or Adjusted		38,004.94
Transfer to Tax Title Liens or Foreclosed		
Balance Outstanding Dec. 31, 1980		25,254.45

PRIOR YEARS TAXES OUTSTANDING	
Balance January 1, 1980	31,705.02
Collected in 1980	25,632.74
Cancelled, Abated or Adjusted 1980	
Transfers to Tax Title Liens or Foreclosed	
Balance December 31, 1980	6,072.28
TAX TITLE LIENS OUTSTANDING	
Balance January 1, 1980	
Transfer From Taxes	
Redeemed in 1980	
Cancelled, Abated or Adjusted (1980)	
Transfers to Foreclosed Property	
Balance December 31, 1980	
PROPERTY ACQUIRED BY DEED OR FORECLOSURE	
Balance January 1, 1980	2,550.00
Transfers From Taxes or Liens	
Sale for Cash (1980)	
Cancelled, Abated or Adjusted (1980)	
Balance December 31, 1980	2,550.00

CURRENT FINANCES DECEMBER 31, 1980	
ASSETS	
Cash Dec. 31, 1980	28,127,918.81
Taxes Receivable	31,326.73
Tax Title Liens	
Foreclosed Property	2,550.00
Emergencies & Other Deferred Charges	31,376.44
State and Federal Aid Receivable	
Other Receivables	5,766.30
Total	28,198,938.28
LIABILITIES, RESERVES, AND SURPLUS	
Cash Liabilities	2,634,024.67
Reserves for Receivables	39,643.03
Surplus Dec. 31, 1980	25,525,270.58
Total	28,198,938.28

780/3000

0317

Population 1970 3,980
Population 1980 5,236
S & P Rating
Moody Rating

Generol Tax Rate Per $100. 2.28
State Equalized Tax Rate 2.21

LUMBERTON TOWNSHIP — BURLINGTON CO.

Form of Government:
Township Committee
Number of Members on Governing Body 3

PER CAPITA:		PER CENT:	
Gross Debt	33.13	Gross Debt	.22
Net Debt	18.33	Net Debt	.12
Debt Service		Tax Levy Collected	91.80
Totol Tax Levy	375.20	Tax Levy Cancelled, Aboted or Adjusted	2.06
Municipal Expenditures	280.37		

EXPENDITURES	
GENERAL GOVERNMENT	
Governing Body & Public Boards	
Municipal Clerk	
Financial Administration	22,800.00
Assessment of Taxes	14,650.00
Collection of Taxes	10,500.00
Planning, Housing & Development	33,350.00
Human Resources	
Elections	
General Administrotion (other)	252,300.00
JUDICIARY	
Municipal Courts	33,950.00
PUBLIC SAFETY	
Fire Protection	58,150.00
Police Protection	315,857.00
Civil Defense & Disaster Control	3,350.00
Environmental Inspection & Control	21,610.00
Other Public Sofety	
PUBLIC WORKS	
Streets and Drainage	181,800.00
Sewers and Sewage Processing	2,200.00
Garbage and Trash Disposal	104,200.00
Public Buildings ond Grounds	68,500.00
Other Public Works	47,500.00
HEALTH and WELFARE	
Health Services Except Environmental	750.00
Welfare-Public Assistance	2,100.00
Hospitals, Clinics, First Aid	
Animal, Insect, & Rodent Control	10,150.00
Other Welfare Services	
RECREATION ond CONSERVATION	
Beaches and Boardwolks	
Parks, Playgrounds, Shade Trees	20,410.00
Land Reclomation & Conservotion	
Other Recreational Services	3,000.00
EDUCATION (excluding schools)	
Libraries	
Other Educotional Services	
STATUTORY EXPENDITURES	
Pensions & F. I. C. A.	69,000.00
Employee Fringe Benefits	
Other Statutory Expenditures	3,500.00
CETA And Other Public Employment Programs	
MUNICIPAL FUNCTIONS TOTAL	1,279,627.00
CAPITAL IMPROVEMENTS *MEMO*	60,000.00
DEBT SERVICE	
Principol Poyments	
Interest Poyments	
DEFERRED CHARGES	299.56
SCHOOL, COUNTY, SPECIAL DISTRICT TAXES	1,879,327.97
RESERVE FOR UNCOLLECTED TAXES	188,073.44
EXPENDITURES TOTAL	3,347,327.97

REVENUES-REALIZED		
1980 Property Taxes Collected		1,801,276.39
1980 Poyments in Lieu of Taxes		
Delinquent Tax & Lien Collections		92,650.00
Business Personalty Replacement Toxes		90,982.00
Taxes from Public Utilities		722,479.00
Other Miscellaneous Tax Revenues		
State Aid Revenues		31,381.29
Federal Aid Revenues		
State and Local Fiscal Assistance Act Utilized		74,420.00
Sale of Acquired Property		
Other Miscellaneous Revenues		226,472.63
	Total	3,039,661.31
Prior Yeors Surplus Appropriated		774,500.00
REVENUES	TOTAL	3,814,161.31
Reserve For Uncollected Taxes		188,073.44
CAPITAL OUTLAY	TOTAL	24,626.78
Public Enterprises		
Recreotion—Culture		
Public Works		24,626.78
Buildings and Grounds		
Library and Education		
Conservation		
All Other		

CAPITAL DEBT AUTHORIZED, DECEMBER 31, 1980

ISSUED AND UNISSUED	GROSS DEBT	NET DEBT
School	77,444	
Self-liquidating		
Other	96,000	96,000
Total	173,444	96,000
ISSUED AND OUTSTANDING		
School		77,444.51
Self-Liquidating		
Other		
Total		77,444.51
EQUALIZED VALUATION BASIS FOR NET DEBT COMPUTATION		77,699,116

REAL PROPERTY VALUATIONS

Code	Class	# of Parcels	% VAL'N	ASSESSED VALUATION
1	Vacant Land	90	1.50	1,244,530.00
2	Residential	1011	48.75	40,493,200.00
3	Farm	197	6.61	5,489,942.00
4a	Commercial	108	29.97	24,897,500.00
4b	Industrial	7	2.41	1,998,800.00
4c	Apartments	7	10.77	8,944,100.00
Total		1420		83,068,072.00

Land Area 13.34 Sq. Miles

Net Valuation Taxable-Municipal	83,903,429
Net Valudtion Taxable-County	84,783,399
State Equalized Valuation	86,199,888
State Equalization Ratio	97.31

1980 PROPERTY TAX		
STATE EQUALIZED TAX RATE		
Local District School Taxes	.91	785,007.00
Regional & Consolidated School Tax	.64	547,831.97
School Taxes in Municipal Budget		
County Taxes	.60	518,230.64
County Library Taxes	.03	28,258.36
Local Municipal Purpose Taxes	.04	33,579.00
Veteran & Senior Citizen Taxes		28,290.00
Total Taxes for Rate Computation	2.22	1,941,196.97
Special District Taxes		
Bank Corp. Taxes		2,476.01
Added and Omitted Taxes		49,149.15
Total Taxes Levied - ABSTRACT		1,964,532.13
Total Taxes Billed		1,962,147.33
1980 TAXES COLLECTED		1,801,276.39
1980 Taxes Cancelled, Abated or Adjusted		40,359.42
Transfer to Tax Title Liens or Foreclosed		59.28
Bolonce Outstanding Dec. 31, 1980		120,452.24
PRIOR YEARS TAXES OUTSTANDING		
Balance January 1, 1980		87,464.55
Collected in 1980		87,399.77
Cancelled, Abated or Adjusted 1980		14.16
Transfers to Tax Title Liens or Foreclosed		
Balance December 31, 1980		50.62
TAX TITLE LIENS OUTSTANDING		
Balance January 1, 1980		5,338.91
Transfer From Taxes		59.28
Redeemed in 1980		5,250.23
Cancelled, Abated or Adjusted (1980)		
Transfers to Foreclosed Property		
Balance December 31, 1980		147.96
PROPERTY ACQUIRED BY DEED OR FORECLOSURE		
Bolonce January 1, 1980		4,800.00
Transfers From Taxes or Liens		
Sole for Cosh (1980)		
Cancelled, Aboted or Adjusted (1980)		
Balance December 31, 1980		4,800.00

CURRENT FINANCES DECEMBER 31, 1980

ASSETS	
Cash Dec. 31, 1980	1,634,562.40
Toxes Receivable	120,502.86
Tox Title Liens	147.96
Foreclosed Property	4,800.00
Emergencies & Other Deferred Charges	
State and Federal Aid Receivable	3,190.39
Other Receivables	4,271.15
Total	1,767,474.76
LIABILITIES, RESERVES, AND SURPLUS	
Cash Liabilities	680,722.61
Reserves for Receivables	129,721.97
Surplus Dec. 31, 1980	957,030.18
Total	1,767,474.76

1980/3000

0232

Population 1970 22,770
Population 1980 20,326
S & P Rating
Moody Rating

General Tax Rate Per $100. 1.63
State Equalized Tax Rate 1.61

LYNDHURST TOWNSHIP -- BERGEN COUNTY

Form of Government:
Commission (1911)
Number of Members on Governing Body 5

PER CAPITA:		PER CENT:	
Gross Debt	407.36	Gross Debt	1.67
Net Debt	160.24	Net Debt	.66
Debt Service	2.25	Tax Levy Collected	97.49
Total Tax Levy	448.09	Tax Levy Cancelled, Abated or Adjusted	.06
Municipal Expenditures	228.99		

EXPENDITURES		REVENUES-REALIZED	
GENERAL GOVERNMENT			
Governing Body & Public Boards			
Municipal Clerk	38,750.00	1980 Property Taxes Collected	8,871,830.19
Financial Administration	7,500.00	1980 Payments in Lieu of Taxes	
Assessment of Taxes	213,651.00	Delinquent Tax & Lien Collections	96,214.94
Collection of Taxes	87,520.00	Business Personalty Replacement Taxes	471,525.04
Planning, Housing & Development	12,185.00	Taxes from Public Utilities	599,141.00
Human Resources	1,500.00	Other Miscellaneous Tax Revenues	
Elections	3,370.00	State Aid Revenues	195,035.15
General Administration (other)	242,763.89	Federal Aid Revenues	239,605.59
JUDICIARY		State and Local Fiscal Assistance Act Utilized	165,229.00
Municipal Courts	41,816.00	Sale of Acquired Property	
PUBLIC SAFETY		Other Miscellaneous Revenues	444,169.34
Fire Protection	55,855.00	Total	11,082,750.25
Police Protection	1,276,356.00	Prior Years Surplus Appropriated	200,000.00
Civil Defense & Disaster Control	9,450.00	REVENUES TOTAL	11,282,750.25
Environmental Inspection & Control	54,185.00	Reserve For Uncollected Taxes	358,622.63
Other Public Safety	46,650.00	CAPITAL OUTLAY TOTAL	1,614,854.04
PUBLIC WORKS			
Streets and Drainage	366,494.00	Public Enterprises	12,256.89
Sewers and Sewage Processing	256,262.00	Recreation—Culture	114,700.98
Garbage and Trash Disposal	279,000.00	Public Works	854,961.70
Public Buildings and Grounds	55,130.00	Buildings and Grounds	632,934.47
Other Public Works	4,139.00	Library and Education	
HEALTH and WELFARE		Conservation	
Health Services Except Environmental	99,320.00	All Other	
Welfare-Public Assistance	17,540.00		
Hospitals, Clinics, First Aid			
Animal, Insect, & Rodent Control	1,600.00		
Other Welfare Services			
RECREATION and CONSERVATION			
Beaches and Boardwalks			
Parks, Playgrounds, Shade Trees	130,295.00		
Land Reclamation & Conservation			
Other Recreational Services	26,250.00		
EDUCATION (excluding schools)			
Libraries	94,300.00		
Other Educational Services			
STATUTORY EXPENDITURES			
Pensions & F. I. C. A.	338,620.27		
Employee Fringe Benefits	101,714.01		
Other Statutory Expenditures	7,700.00		
CETA And Other Public Employment Programs	175,000.00		
MUNICIPAL FUNCTIONS TOTAL	4,044,916.17		
CAPITAL IMPROVEMENTS *MEMO*	44,500.00		
DEBT SERVICE			
Principal Payments			
Interest Payments	45,756.76		
DEFERRED CHARGES	205,093.94		
SCHOOL, COUNTY, SPECIAL DISTRICT TAXES	6,478,874.07		
RESERVE FOR UNCOLLECTED TAXES	358,622.63		
EXPENDITURES TOTAL	11,133,303.57		

CAPITAL DEBT AUTHORIZED, DECEMBER 31, 1980

ISSUED AND UNISSUED	GROSS DEBT	NET DEBT
School	337,000	
Self-liquidating	4,685,954	
Other	3,257,036	3,257,036
Total	8,279,991	3,257,036

ISSUED AND OUTSTANDING	
School	337,000.00
Self-Liquidating	
Other	2,480,550.00
Total	2,817,550.00
EQUALIZED VALUATION BASIS FOR NET DEBT COMPUTATION	495,787,910

REAL PROPERTY VALUATIONS

Code	Class	# of Parcels	% VAL'N	ASSESSED VALUATION
1	Vacant Land	203	5.67	30,874,800.00
2	Residential	4766	58.85	320,549,300.00
3	Farm			
4a	Commercial	308	8.54	46,503,900.00
4b	Industrial	100	24.44	133,107,600.00
4c	Apartments	51	2.50	13,636,400.00
Total		5428		544,672,000.00

Land Area 4.70 Sq. Miles

Net Valuation Taxable-Municipal	547,381,765
Net Valuation Taxable-County	522,013,375
State Equalized Valuation	553,074,858
State Equalization Ratio	98.98

1980 PROPERTY TAX		
STATE EQUALIZED TAX RATE		
Local District School Taxes	.83	4,584,456.00
Regional & Consolidated School Tax		
School Taxes in Municipal Budget		
County Taxes	.34	1,894,418.07
County Library Taxes		
Local Municipal Purpose Taxes	.44	2,437,544.00
Veteran & Senior Citizen Taxes		201,050.00
Total Taxes for Rate Computation	1.61	9,117,468.07
Special District Taxes		
Bank Corp. Taxes		13,487.43
Added and Omitted Taxes		177,980.09
Total Taxes Levied - ABSTRACT		9,107,885.59
Total Taxes Billed		9,100,302.86
1980 TAXES COLLECTED		8,871,830.19
1980 Taxes Cancelled, Abated or Adjusted		5,348.03
Transfer to Tax Title Liens or Foreclosed		4,630.83
Balance Outstanding Dec. 31, 1980		218,493.81
PRIOR YEARS TAXES OUTSTANDING		
Balance January 1, 1980		168,254.33
Collected in 1980		96,214.94
Cancelled, Abated or Adjusted 1980		
Transfers to Tax Title Liens or Foreclosed		
Balance December 31, 1980		72,039.39
TAX TITLE LIENS OUTSTANDING		
Balance January 1, 1980		21,885.23
Transfer From Taxes		4,630.83
Redeemed in 1980		
Cancelled, Abated or Adjusted (1980)		
Transfers to Foreclosed Property		
Balance December 31, 1980		26,516.06
PROPERTY ACQUIRED BY DEED OR FORECLOSURE		
Balance January 1, 1980		7,569,700.00
Transfers From Taxes or Liens		
Sale for Cash (1980)		
Cancelled, Abated or Adjusted (1980)		
Balance December 31, 1980		7,569,700.00
CURRENT FINANCES DECEMBER 31, 1980		
ASSETS		
Cash Dec. 31, 1980		887,912.51
Taxes Receivable		290,533.20
Tax Title Liens		26,516.06
Foreclosed Property		7,569,700.00
Emergencies & Other Deferred Charges		192,885.28
State and Federal Aid Receivable		9,533.65
Other Receivables		
Total		8,977,080.70
LIABILITIES, RESERVES, AND SURPLUS		
Cash Liabilities		107,481.47
Reserves for Receivables		7,886,749.26
Surplus Dec. 31, 1980		982,849.97
Total		8,977,080.70

1980/3000

1417

Population 1970 16,720
Population 1980 15,357
S & P Rating
Moody Rating

General Tax Rate Per $100. 6.34
State Equalized Tax Rate 2.43

MADISON BOROUGH — MORRIS COUNTY

Form of Government:
Borough Council
Number of Members on Governing Body 6

PER CAPITA:		PER CENT:	
Gross Debt	591.71	Gross Debt	2.54
Net Debt	308.26	Net Debt	1.32
Debt Service	25.85	Tax Levy Collected	98.08
Total Tax Levy	656.89	Tax Levy Cancelled, Abated or Adjusted	.20
Municipal Expenditures	357.50		

EXPENDITURES	
GENERAL GOVERNMENT	
Governing Body & Public Boards	
Municipal Clerk	
Financial Administration	43,660.00
Assessment of Taxes	21,585.00
Collection of Taxes	33,695.00
Planning, Housing & Development	44,070.00
Human Resources	
Elections	5,086.28
General Administration (other)	401,624.34
JUDICIARY	
Municipal Courts	36,199.72
PUBLIC SAFETY	
Fire Protection	287,390.00
Police Protection	902,156.00
Civil Defense & Disaster Control	1,600.00
Environmental Inspection & Control	5,670.00
Other Public Safety	
PUBLIC WORKS	
Streets and Drainage	97,400.00
Sewers and Sewage Processing	218,600.00
Garbage and Trash Disposal	344,000.00
Public Buildings and Grounds	76,931.90
Other Public Works	644,865.00
HEALTH and WELFARE	
Health Services Except Environmental	354,537.88
Welfare-Public Assistance	17,625.00
Hospitals, Clinics, First Aid	
Animal, Insect, & Rodent Control	3,010.00
Other Welfare Services	2,150.00
RECREATION and CONSERVATION	
Beaches and Boardwalks	
Parks, Playgrounds, Shade Trees	
Land Reclamation & Conservation	600.00
Other Recreational Services	74,010.00
EDUCATION (excluding schools)	
Libraries	335,410.00
Other Educational Services	11,050.00
STATUTORY EXPENDITURES	
Pensions & F. I. C. A.	302,940.00
Employee Fringe Benefits	101,800.00
Other Statutory Expenditures	9,940.00
CETA And Other Public Employment Programs	25,465.00
MUNICIPAL FUNCTIONS TOTAL	4,403,071.12
CAPITAL IMPROVEMENTS *MEMO*	54,500.99
DEBT SERVICE	
Principal Payments	210,000.00
Interest Payments	186,915.19
DEFERRED CHARGES	82,553.62
SCHOOL, COUNTY, SPECIAL DISTRICT TAXES	7,870,244.98
RESERVE FOR UNCOLLECTED TAXES	607,657.18
EXPENDITURES TOTAL	13,360,442.09

REVENUES-REALIZED		
1980 Property Taxes Collected		9,884,998.53
1980 Payments in Lieu of Taxes		425,000.00
Delinquent Tax & Lien Collections		134,843.13
Business Personalty Replacement Taxes		169,544.00
Taxes from Public Utilities		357,819.00
Other Miscellaneous Tax Revenues		
State Aid Revenues		300,324.94
Federal Aid Revenues		51,689.04
State and Local Fiscal Assistance Act Utilized		124,894.07
Sale of Acquired Property		
Other Miscellaneous Revenues		1,245,359.32
	Total	12,694,472.03
Prior Years Surplus Appropriated		570,000.00
REVENUES	TOTAL	13,264,472.03
Reserve For Uncollected Taxes		607,657.18
CAPITAL OUTLAY	TOTAL	766,145.53
Public Enterprises		22,115.64
Recreation—Culture		5,662.68
Public Works		628,129.42
Buildings and Grounds		76,676.40
Library and Education		33,561.39
Conservation		
All Other		

CAPITAL DEBT AUTHORIZED, DECEMBER 31, 1980

ISSUED AND UNISSUED	GROSS DEBT	NET DEBT
School	2,197,000	
Self-liquidating	2,078,624	
Other	4,811,300	4,733,893
Total	9,086,924	4,733,893

ISSUED AND OUTSTANDING	
School	2,197,000.00
Self-Liquidating	432,000.00
Other	2,307,000.00
Total	4,936,000.00
EQUALIZED VALUATION BASIS FOR NET DEBT COMPUTATION	357,767,531

REAL PROPERTY VALUATIONS

Code	Class	# of Parcels	% VAL'N	ASSESSED VALUATION
1	Vacant Land	241	2.78	4,264,550.00
2	Residential	3699	76.46	117,295,210.00
3	Farm	2	.01	21,000.00
4a	Commercial	170	16.73	25,672,110.00
4b	Industrial	3	.10	148,100.00
4c	Apartments	17	3.92	6,016,030.00
Total		4132		153,417,000.00

Land Area 4.20 Sq. Miles

Net Valuation Taxable-Municipal	158,732,307
Net Valuation Taxable-County	431,190,740
State Equalized Valuation	405,037,379
State Equalization Ratio	38.39

1980 PROPERTY TAX		
STATE EQUALIZED TAX RATE		
Local District School Taxes	1.53	6,308,520.88
Regional & Consolidated School Tax		
School Taxes in Municipal Budget		
County Taxes	.38	1,561,724.10
County Library Taxes		
Local Municipal Purpose Taxes	.53	2,185,931.60
Veteran & Senior Citizen Taxes		90,300.00
Total Taxes for Rate Computation	2.44	10,146,476.58
Special District Taxes		
Bank Corp. Taxes		16,936.51
Added and Omitted Taxes		14,810.35
Total Taxes Levied - ABSTRACT		10,087,923.44
Total Taxes Billed		10,078,438.61
1980 TAXES COLLECTED		9,884,998.53
1980 Taxes Cancelled, Abated or Adjusted		19,871.48
Transfer to Tax Title Liens or Foreclosed		
Balance Outstanding Dec. 31, 1980		173,568.60

PRIOR YEARS TAXES OUTSTANDING	
Balance January 1, 1980	132,434.47
Collected in 1980	129,965.54
Cancelled, Abated or Adjusted 1980	.05
Transfers to Tax Title Liens or Foreclosed	
Balance December 31, 1980	2,468.88
TAX TITLE LIENS OUTSTANDING	
Balance January 1, 1980	4,877.59
Transfer From Taxes	
Redeemed in 1980	4,877.59
Cancelled, Abated or Adjusted (1980)	
Transfers to Foreclosed Property	
Balance December 31, 1980	
PROPERTY ACQUIRED BY DEED OR FORECLOSURE	
Balance January 1, 1980	73,850.00
Transfers From Taxes or Liens	
Sale for Cash (1980)	
Cancelled, Abated or Adjusted (1980)	
Balance December 31, 1980	73,850.00

CURRENT FINANCES DECEMBER 31, 1980	
ASSETS	
Cash Dec. 31, 1980	1,333,041.35
Taxes Receivable	176,037.48
Tax Title Liens	
Foreclosed Property	73,850.00
Emergencies & Other Deferred Charges	9,013.98
State and Federal Aid Receivable	24,049.00
Other Receivables	95,231.14
Total	1,711,222.95
LIABILITIES, RESERVES, AND SURPLUS	
Cash Liabilities	637,763.96
Reserves for Receivables	335,607.84
Surplus Dec. 31, 1980	737,851.15
Total	1,711,222.95

0423

Popolution 1970 5,910
Popolution 1980 4,881
S & P Roting
Moody Roting

General Tox Rate Per $100. 3.52
State Equolized Tax Rate 3.08

MAGNOLIA BOROUGH — CAMDEN COUNTY

Form of Government:
Borough Council
Number of Members on Governing Body 6

PER CAPITA:		PER CENT:	
Gross Debt	427.18	Gross Debt	3.61
Net Debt	231.45	Net Debt	1.95
Debt Service	22.32	Tox Levy Collected	96.53
Total Tax Levy	390.85	Tax Levy Concelled, Abated or Adjusted	.09
Municipal Expenditures	180.29		

EXPENDITURES	
GENERAL GOVERNMENT	
Governing Body & Public Boords	
Municipol Clerk	
Finonciol Administrotion	17,310.00
Assessment of Toxes	8,215.00
Collection of Taxes	20,779.00
Plonning, Housing & Development	3,400.00
Humon Resources	1,000.00
Elections	2,871.00
Generol Administrotion (other)	109,205.17
JUDICIARY	
Municipol Courts	10,963.00
PUBLIC SAFETY	
Fire Protection	28,560.03
Police Protection	159,869.00
Civil Defense & Disoster Control	200.00
Environmental Inspection & Control	6,800.00
Other Public Safety	
PUBLIC WORKS	
Streets and Droinoge	120,282.65
Sewers and Sewoge Processing	
Garbage ond Trash Disposol	65,050.00
Public Buildings and Grounds	17,250.00
Other Public Works	
HEALTH and WELFARE	
Health Services Except Environmentol	2,949.00
Welfore-Public Assistance	4,033.00
Hospitals, Clinics, First Aid	
Animal, Insect, & Rodent Control	1,980.00
Other Welfare Services	
RECREATION and CONSERVATION	
Beaches ond Boardwalks	
Porks, Playgrounds, Shade Trees	8,215.00
Land Reclamotion & Conservation	
Other Recreotional Services	
EDUCATION (excluding schools)	
Librories	4,950.00
Other Educationol Services	
STATUTORY EXPENDITURES	
Pensions & F. I. C. A.	36,231.89
Employee Fringe Benefits	17,367.08
Other Statutory Expenditures	2,100.00
CETA And Other Public Employment Progroms	18,700.00
MUNICIPAL FUNCTIONS TOTAL	669,280.82
CAPITAL IMPROVEMENTS *MEMO*	7,758.00
DEBT SERVICE	
Principal Payments	65,070.00
Interest Payments	43,897.08
DEFERRED CHARGES	5,940.86
SCHOOL, COUNTY, SPECIAL DISTRICT TAXES	1,543,796.99
RESERVE FOR UNCOLLECTED TAXES	96,829.56
EXPENDITURES TOTAL	2,423,815.31

REVENUES-REALIZED		
1980 Property Toxes Collected		1,841,123.48
1980 Payments in Lieu of Toxes		
Delinquent Tox & Lien Collections		76,191.49
Business Personolty Replacement Toxes		34,775.56
Toxes from Public Utilities		209,367.00
Other Miscellaneous Tox Revenues		
Stote Aid Revenues		58,398.91
Federol Aid Revenues		10,550.46
Stote ond Local Fiscol Assistonce Act Utilized		41,176.00
Sole of Acquired Property		
Other Miscelloneous Revenues		54,924.72
	Total	2,326,507.62
Prior Years Surplus Appropriated		130,000.00
REVENUES	TOTAL	2,456,507.62
Reserve For Uncollected Toxes		96,829.56
CAPITAL OUTLAY	TOTAL	341,768.80
Public Enterprises		
Recreation—Culture		
Public Works		341,768.80
Buildings and Grounds		
Library and Education		
Conservation		
All Other		

CAPITAL DEBT AUTHORIZED, DECEMBER 31, 1980

ISSUED AND UNISSUED	GROSS DEBT	NET DEBT
School	944,610	
Self-liquidating		
Other	1,140,432	1,129,693
Totol	2,085,043	1,129,693
ISSUED AND OUTSTANDING		
School		218,664.02
Self-Liquidating		
Other		954,061.16
Totol		1,172,725.18
EQUALIZED VALUATION BASIS FOR NET DEBT COMPUTATION		57,835,779

REAL PROPERTY VALUATIONS

Code	Class	# of Porcels	% VAL'N	ASSESSED VALUATION
1	Vocont Lond	265	3.21	1,724,680.00
2	Residentiol	1306	72.52	38,909,250.00
3	Farm			
4a	Commercial	76	8.80	4,720,100.00
4b	Industrial	5	9.71	5,209,200.00
4c	Apartments	5	5.76	3,091,600.00
Total		1657		53,654,830.00

Land Area .98 Sq. Miles

Net Valuation Taxable-Municipal	54,026,889
Net Valuation Taxable-County	58,213,524
State Equalized Valuation	61,614,874
State Equalization Ratio	87.61

1980 PROPERTY TAX		
STATE EQUALIZED TAX RATE		
Local District School Toxes	.84	515,391.73
Regional & Consolidoted School Tox	.56	343,888.94
School Toxes in Municipol Budget		
County Toxes	1.09	* 669,824.91
County Library Toxes	.02	14,691.41
Local Municipal Purpose Toxes	.58	356,600.00
Veteron & Senior Citizen Toxes		47,420.00
Totol Toxes for Rate Computation	3.09	1,947,816.99
Special District Toxes		
Bank Corp. Toxes		667.05
Added ond Omitted Toxes		6,688.58
Totol Toxes Levied - ABSTRACT		1,907,752.62
Totol Toxes Billed		1,907,354.42
1980 TAXES COLLECTED		1,841,123.48
1980 Toxes Concelled, Abated or Adjusted		1,632.35
Transfer to Tax Title Liens or Foreclosed		13,701.05
Bolonce Outstanding Dec. 31, 1980		50,897.54
PRIOR YEARS TAXES OUTSTANDING		
Bolonce Jonuory 1, 1980		62,978.57
Collected in 1980		60,114.05
Concelled, Abated or Adjusted 1980		685.99
Transfers to Tax Title Liens or Foreclosed		1,376.60
Bolonce December 31, 1980		801.93
TAX TITLE LIENS OUTSTANDING		
Bolonce Jonuory 1, 1980		37,816.72
Transfer From Toxes		15,261.17
Redeemed in 1980		16,077.44
Concelled, Abated or Adjusted (1980)		
Transfers to Foreclosed Property		
Bolonce December 31, 1980		37,000.45
PROPERTY ACQUIRED BY DEED OR FORECLOSURE		
Bolonce Jonuory 1, 1980		45,550.00
Transfers From Toxes or Liens		
Sole for Cash (1980)		
Concelled, Abated or Adjusted (1980)		
Bolonce December 31, 1980		45,550.00

CURRENT FINANCES DECEMBER 31, 1980	
ASSETS	
Cash Dec. 31, 1980	600,230.05
Taxes Receivable	51,699.47
Tax Title Liens	37,000.45
Foreclosed Property	45,550.00
Emergencies & Other Deferred Charges	31,880.17
State and Federal Aid Receivable	
Other Receivables	14,823.49
Totol	781,183.63
LIABILITIES, RESERVES, AND SURPLUS	
Cash Liabilities	307,704.70
Reserves for Receivables	149,073.41
Surplus Dec. 31, 1980	324,405.52
Total	781,183.63

1980/3000

*Includes County Health Service Taxes or County Vocational School Taxes. See Table 13, pgs. 675, 676.

0233

Population 1970 10,870
Population 1980 12,127
S & P Rating
Moody Rating A-1

General Tax Rate Per $100. 2.72
State Equalized Tax Rate 1.79

MAHWAH TOWNSHIP – BERGEN COUNTY

Form of Government:
Township Committee
Number of Members on Governing Body 5

PER CAPITA:		PER CENT:	
Gross Debt	1,063.74	Gross Debt	2.88
Net Debt	141.81	Net Debt	.38
Debt Service	11.49	Tax Levy Collected	95.05
Total Tax Levy	782.78	Tax Levy Cancelled, Abated or Adjusted	.13
Municipal Expenditures	386.34		

EXPENDITURES	
GENERAL GOVERNMENT	
Governing Body & Public Boords	
Municipal Clerk	
Financial Administration	47,017.00
Assessment of Taxes	38,890.00
Collection of Taxes	43,491.00
Planning, Housing & Development	74,336.00
Human Resources	8,400.00
Elections	
General Administration (other)	517,457.00
JUDICIARY	
Municipal Courts	34,362.00
PUBLIC SAFETY	
Fire Protection	137,235.00
Police Protection	1,244,323.00
Civil Defense & Disaster Control	6,510.00
Environmentol Inspection & Control	39,742.00
Other Public Safety	
PUBLIC WORKS	
Streets and Drainage	510,776.52
Sewers and Sewage Processing	
Gorbage and Trash Disposal	391,500.00
Public Buildings and Grounds	154,955.00
Other Public Works	
HEALTH and WELFARE	
Health Services Except Environmental	84,424.00
Welfare-Public Assistance	15,800.00
Hospitals, Clinics, First Aid	
Animal, Insect, & Rodent Control	16,980.00
Other Welfare Services	
RECREATION and CONSERVATION	
Beaches and Boardwalks	
Parks, Playgrounds, Shade Trees	75,363.50
Land Reclomation & Conservation	10,325.00
Other Recreational Services	3,000.00
EDUCATION (excluding schools)	
Libraries	129,764.00
Other Educational Services	4,290.00
STATUTORY EXPENDITURES	
Pensions & F. I. C. A.	225,578.00
Employee Fringe Benefits	
Other Statutory Expenditures	7,300.00
CETA And Other Public Employment Programs	6,239.86
MUNICIPAL FUNCTIONS TOTAL	3,828,058.88
CAPITAL IMPROVEMENTS *MEMO*	
DEBT SERVICE	
Principol Payments	85,000.00
Interest Payments	54,288.00
DEFERRED CHARGES	11,031.85
SCHOOL, COUNTY, SPECIAL DISTRICT TAXES	8,414,847.33
RESERVE FOR UNCOLLECTED TAXES	706,757.00
EXPENDITURES TOTAL	13,099,983.06

REVENUES-REALIZED	
1980 Property Taxes Collected	9,043,919.27
1980 Payments in Lieu of Taxes	
Delinquent Tax & Lien Collections	482,365.46
Business Personalty Replacement Taxes	416,432.76
Taxes from Public Utilities	1,416,791.00
Other Miscellaneous Tax Revenues	
State Aid Revenues	168,360.98
Federal Aid Revenues	11,088.50
State and Local Fiscal Assistance Act Utilized	147,258.13
Sale of Acquired Property	
Other Miscellaneous Revenues	637,090.66
Total	12,323,306.76
Prior Yeors Surplus Appropriated	1,050,500.00
REVENUES TOTAL	13,373,806.76
Reserve For Uncollected Taxes	706,757.00
CAPITAL OUTLAY TOTAL	1,332,416.39
Public Enterprises	971,729.63
Recreation—Culture	3,331.64
Public Works	353,511.73
Buildings and Grounds	3,843.39
Library and Education	
Conservation	
All Other	

CAPITAL DEBT AUTHORIZED, DECEMBER 31, 1980

ISSUED AND UNISSUED	GROSS DEBT	NET DEBT
School	3,762,000	
Self-liquidating	7,418,250	
Other	1,719,750	1,719,750
Total	12,900,000	1,719,750

ISSUED AND OUTSTANDING	
School	3,762,000.00
Self-Liquidating	7,396,250.00
Other	1,547,750.00
Total	12,706,000.00
EQUALIZED VALUATION BASIS FOR NET DEBT COMPUTATION	448,504,367

REAL PROPERTY VALUATIONS

Code	Class	# of Parcels	% VAL'N	ASSESSED VALUATION
1	Vacant Land	814	6.66	22,467,023.00
2	Residential	3111	54.93	185,364,625.00
3	Farm	64	.71	2,413,820.00
4a	Commercial	125	9.01	30,401,400.00
4b	Industrial	53	26.60	89,760,800.00
4c	Apartments	6	2.08	7,028,400.00
Total		4173		337,436,068.00

Land Area 25.70 Sq. Miles

Net Valuation Taxable-Municipal	346,699,070
Net Valuation Taxable-County	506,788,763
State Equalized Valuation	521,313,583
State Equalization Ratio	65.94

1980 PROPERTY TAX		
STATE EQUALIZED TAX RATE		
Locol District School Taxes	1.25	6,570,203.00
Regionol & Consolidated School Tax		
School Taxes in Municipal Budget		
County Toxes	.35	1,844,644.33
County Library Toxes		
Local Municipol Purpose Taxes	.19	984,220.46
Veteran & Senior Citizen Taxes		66,720.00
Totol Toxes for Rote Computotion	1.79	9,465,787.79
Special District Toxes		
Bank Corp. Taxes		8,733.47
Added and Omitted Taxes		84,938.58
Total Taxes Levied - ABSTRACT		9,492,739.84
Totol Taxes Billed		9,515,153.28
1980 TAXES COLLECTED		9,043,919.27
1980 Taxes Cancelled, Abated or Adjusted		12,818.28
Transfer to Tax Title Liens or Foreclosed		12,607.76
Balance Outstanding Dec. 31, 1980		445,807.97
PRIOR YEARS TAXES OUTSTANDING		
Balance January 1, 1980		447,336.20
Collected in 1980		437,035.55
Cancelled, Aboted or Adjusted 1980		457.79
Tronsfers to Tax Title Liens or Foreclosed		1,210.18
Balance December 31, 1980		8,632.68
TAX TITLE LIENS OUTSTANDING		
Balance January 1, 1980		137,584.60
Transfer From Taxes		9,257.13
Redeemed in 1980		45,329.91
Cancelled, Abated or Adjusted (1980)		
Tronsfers to Foreclosed Property		31,137.90
Balance December 31, 1980		70,373.92
PROPERTY ACQUIRED BY DEED OR FORECLOSURE		
Balance January 1, 1980		134,324.50
Transfers From Taxes or Liens		35,775.50
Sale for Cash (1980)		
Cancelled, Abated or Adjusted (1980)		
Balance December 31, 1980		170,100.00

CURRENT FINANCES DECEMBER 31, 1980	
ASSETS	
Cash Dec. 31, 1980	1,997,843.26
Taxes Receivable	454,440.65
Tax Title Liens	70,373.92
Foreclosed Property	170,100.00
Emergencies & Other Deferred Charges	
State and Federal Aid Receivable	7,210.37
Other Receivables	1,361.38
Total	2,701,329.58
LIABILITIES, RESERVES, AND SURPLUS	
Cosh Liabilities	341,025.46
Reserves for Receivables	696,275.95
Surplus Dec. 31, 1980	1,664,028.17
Total	2,701,329.58

1980/3000

1326

Population 1970 14,090
Population 1980 18,914
S & P Rating
Moody Roting A-1

General Tax Rate Per $100. 4.78
State Equalized Tax Rate 2.37

MANALAPAN TOWNSHIP – MONMOUTH COUNTY

Form of Government:
Township Committee
Number of Members on Governing Body 5

PER CAPITA:		PER CENT:	
Gross Debt	587.35	Gross Debt	3.52
Net Debt	172.36	Net Debt	1.03
Debt Service	15.09	Tax Levy Collected	95.96
Total Tax Levy	506.51	Tax Levy Cancelled, Abated or Adjusted	.13
Municipal Expenditures	206.77		

EXPENDITURES		REVENUES-REALIZED	
GENERAL GOVERNMENT			
Gaverning Body & Public Boards	64,000.00		
Municipal Clerk	29,665.00	1980 Property Taxes Collected	9,180,492.68
Finoncial Administratian	115,690.00	1980 Payments in Lieu af Taxes	
Assessment af Taxes	235,045.00	Delinquent Tax & Lien Callectians	534,806.59
Callectian af Taxes	40,070.00	Business Persanalty Replacement Taxes	110,137.20
Planning, Hausing & Develapment	166,397.00	Taxes fram Public Utilities	960,953.00
Human Resaurces	30,950.00	Other Miscellaneaus Tax Revenues	
Electians	5,200.00	State Aid Revenues	147,906.06
General Administratian (other)	329,554.00	Federal Aid Revenues	19,568.50
JUDICIARY		State and Local Fiscal Assistance Act Utilized	161,074.00
Municipal Caurts	45,325.00	Sale af Acquired Praperty	
PUBLIC SAFETY		Other Miscellaneous Revenues	851,633.79
Fire Pratectian	1,300.00	Tatal	11,966,571.82
Police Pratectian	845,413.00	Prior Years Surplus Appropriated	775,000.00
Civil Defense & Disaster Cantrol		REVENUES TOTAL	12,741,571.82
Enviranmental Inspectian & Cantral	155,525.00	Reserve Far Uncallected Taxes	324,512.82
Other Public Safety		CAPITAL OUTLAY TOTAL	602,442.08
PUBLIC WORKS			
Streets and Drainage	348,500.00	Public Enterprises	
Sewers and Sewage Processing		Recreatian—Culture	151.68
Garbage and Trash Disposal	6,500.00	Public Warks	455,529.44
Public Buildings and Grounds	103,425.00	Buildings and Grounds	143,380.96
Other Public Warks		Library and Education	3,380.00
HEALTH and WELFARE		Canservation	
Health Services Except Enviranmental	107,026.00	All Other	
Welfare-Public Assistance	20,777.00		
Hospitals, Clinics, First Aid	15,000.00		
Animal, Insect, & Rodent Cantral	5,100.00		
Other Welfare Services			
RECREATION and CONSERVATION			
Beaches and Baardwalks			
Parks, Playgraunds, Shade Trees	6,400.00		
Land Reclamatian & Canservation	700.00		
Other Recreatianal Services	137,500.00		
EDUCATION (excluding schools)			
Libraries	14,400.00		
Other Educational Services	8,978.00		
STATUTORY EXPENDITURES			
Pensians & F. I. C. A.	196,325.57		
Employee Fringe Benefits	97,410.00		
Other Statutary Expenditures	7,540.00		
CETA And Other Public Emplayment Programs	35,698.00		
MUNICIPAL FUNCTIONS TOTAL	3,175,413.57		
CAPITAL IMPROVEMENTS *MEMO*	150,000.00		
DEBT SERVICE			
Principal Payments	160,000.00		
Interest Payments	125,373.50		
DEFERRED CHARGES	125,642.32		
SCHOOL, COUNTY, SPECIAL DISTRICT TAXES	8,198,300.22		
RESERVE FOR UNCOLLECTED TAXES	324,512.82		
EXPENDITURES TOTAL	12,109,242.43		

CAPITAL DEBT AUTHORIZED, DECEMBER 31, 1980

ISSUED AND UNISSUED	GROSS DEBT	NET DEBT
School	7,796,391	
Self-liquidating		
Other	3,312,718	3,260,080
Tatal	11,109,109	3,260,080
ISSUED AND OUTSTANDING		
Schaal		7,637,580.42
Self-Liquidating		
Other		2,596,000.00
Tatal		10,233,580.42
EQUALIZED VALUATION BASIS FOR NET DEBT COMPUTATION		315,322,344

REAL PROPERTY VALUATIONS

Code	Class	# of Parcels	% VAL'N	ASSESSED VALUATION
1	Vacant Land	2029	6.37	11,829,900.00
2	Residential	5145	79.05	146,774,900.00
3	Farm	474	4.20	7,796,200.00
4a	Commercial	122	9.37	17,407,200.00
4b	Industrial	8	1.01	1,874,100.00
4c	Apartments			
Total		7778		185,682,300.00

Land Area 30.85 Sq. Miles

Net Valuation Taxable-Municipal	187,055,532
Net Valuation Taxable-County	336,666,420
State Equalized Valuation	375,320,427
State Equalizatian Ratia	49.66

1980 PROPERTY TAX

STATE EQUALIZED TAX RATE →		
Local District School Taxes		
Regional & Cansalidated School Tax	1.59	5,994,727.57
School Taxes in Municipal Budget		
Caunty Taxes	.50	1,876,113.83
County Library Taxes	.02	70,860.73
Local Municipal Purpase Taxes	.27	1,000,616.88
Veteran & Seniar Citizen Taxes		98,360.00
Total Taxes far Rate Computatian	2.38	9,040,679.01
Special District Taxes		256,598.09
Bank Corp. Taxes		13,174.65
Added and Omitted Taxes		368,022.24
Tatal Taxes Levied - ABSTRACT		9,580,113.99
Total Taxes Billed		9,567,477.75
1980 TAXES COLLECTED		9,180,492.68
1980 Taxes Cancelled, Abated ar Adjusted		12,147.38
Transfer to Tax Title Liens or Fareclased		38,829.46
Balance Outstanding Dec. 31, 1980		336,008.23

PRIOR YEARS TAXES OUTSTANDING

Balance January 1, 1980	522,892.20
Collected in 1980	502,697.57
Cancelled, Abated or Adjusted 1980	
Transfers to Tax Title Liens ar Foreclased	7,958.43
Balance December 31, 1980	12,236.20

TAX TITLE LIENS OUTSTANDING

Balance January 1, 1980	131,982.45
Transfer From Taxes	50,308.98
Redeemed in 1980	32,109.02
Cancelled, Abated ar Adjusted (1980)	
Transfers to Foreclased Praperty	
Balance December 31, 1980	150,182.41

PROPERTY ACQUIRED BY DEED OR FORECLOSURE

Balance January 1, 1980	77,200.00
Transfers Fram Taxes or Liens	
Sale for Cash (1980)	
Cancelled, Abated ar Adjusted (1980)	
Balance December 31, 1980	77,200.00

CURRENT FINANCES DECEMBER 31, 1980

ASSETS

Cash Dec. 31, 1980	3,817,071.17
Taxes Receivable	348,244.42
Tax Title Liens	150,182.41
Fareclased Property	77,200.00
Emergencies & Other Deferred Charges	262,500.00
State and Federal Aid Receivable	658.61
Other Receivables	17,195.33
Tatal	4,673,051.95

LIABILITIES, RESERVES, AND SURPLUS

Cash Liabilities	2,570,207.44
Reserves far Receivables	592,822.17
Surplus Dec. 31, 1980	1,510,022.34
Tatal	4,673,051.95

1327

Populotion 1970 4,990
Populotion 1980 5,354
S & P Roting
Moody Roting

Generol Tax Rote Per $100. 4.86
Stote Equolized Tax Rote 2.07

MANASQUAN BOROUGH – MONMOUTH COUNTY

Form of Government:
Borough Council
Number of Members on Governing Body 6

PER CAPITA:		PER CENT:	
Gross Debt	596.35	Gross Debt	2.20
Net Debt	139.16	Net Debt	.51
Debt Service	8.18	Tox Levy Collected	95.42
Totol Tox Levy	652.75	Tax Levy Cancelled, Aboted or Adjusted	
Municipol Expenditures	290.17		

EXPENDITURES	
GENERAL GOVERNMENT	
Governing Body & Public Boords	
Municipol Clerk	
Financial Administration	8,985.00
Assessment of Taxes	14,474.36
Collection of Toxes	20,452.47
Planning, Housing & Development	5,185.25
Humon Resources	250.00
Elections	915.00
General Administrotion (other)	128,512.44
JUDICIARY	
Municipal Courts	27,851.42
PUBLIC SAFETY	
Fire Protection	42,312.79
Police Protection	495,743.45
Civil Defense & Disoster Control	3,748.50
Environmental Inspection & Control	28,720.97
Other Public Safety	
PUBLIC WORKS	
Streets and Droinage	157,117.73
Sewers ond Sewage Processing	
Garboge and Trosh Disposol	150,660.00
Public Buildings ond Grounds	26,143.80
Other Public Worlks	1,500.00
HEALTH and WELFARE	
Heolth Services Except Environmental	2,422.00
Welfore-Public Assistonce	2,781.56
Hospitols, Clinics, First Aid	
Animal, Insect, & Rodent Control	
Other Welfore Services	
RECREATION ond CONSERVATION	
Beoches and Boardwalks	
Porks, Ploygrounds, Shode Trees	19,965.32
Land Reclamation & Conservation	150.00
Other Recreational Services	8,670.00
EDUCATION (excluding schools)	
Libraries	24,000.00
Other Educotionol Services	
STATUTORY EXPENDITURES	
Pensions & F. I. C. A.	74,888.52
Employee Fringe Benefits	22,867.41
Other Statutory Expenditures	4,725.00
CETA And Other Public Employment Programs	52,800.00
MUNICIPAL FUNCTIONS TOTAL	1,325,842.99
CAPITAL IMPROVEMENTS *MEMO*	
DEBT SERVICE	
Principal Payments	30,000.00
Interest Payments	13,800.00
DEFERRED CHARGES	60.00
SCHOOL, COUNTY, SPECIAL DISTRICT TAXES	2,854,830.97
RESERVE FOR UNCOLLECTED TAXES	183,841.90
EXPENDITURES TOTAL	4,408,375.86

REVENUES-REALIZED		
1980 Property Taxes Collected		3,330,107.74
1980 Poyments in Lieu of Toxes		
Delinquent Tox & Lien Collections		154,285.32
Business Personolty Replocement Taxes		44,153.60
Toxes from Public Utilities		213,117.00
Other Miscelloneous Tax Revenues		
Stote Aid Revenues		39,821.16
Federol Aid Revenues		50,527.37
Stote ond Locol Fiscol Assistance Act Utilized		59,378.57
Sole of Acquired Property		20,920.00
Other Miscellaneous Revenues		351,951.05
	Total	4,264,261.81
Prior Yeors Surplus Appropriated		246,000.00
REVENUES	TOTAL	4,510,261.81
Reserve For Uncollected Taxes		183,841.90
CAPITAL OUTLAY	TOTAL	95,374.84
Public Enterprises		33,422.50
Recreation—Culture		
Public Works		32,480.34
Buildings and Grounds		29,472.00
Library ond Education		
Conservotion		
All Other		

CAPITAL DEBT AUTHORIZED, DECEMBER 31, 1980

ISSUED AND UNISSUED	GROSS DEBT	NET DEBT
School	2,296,000	
Self-liquidating	310,064	158,250
Other	586,805	586,805
Totol	3,192,869	745,055

ISSUED AND OUTSTANDING	
School	2,296,000.00
Self-Liquidating	72,695.00
Other	210,000.00
Total	2,578,695.00
EQUALIZED VALUATION BASIS FOR NET DEBT COMPUTATION	145,352,204

REAL PROPERTY VALUATIONS

Code	Class	# of Porcels	% VAL'N	ASSESSED VALUATION
1	Vocant Land	307	3.39	2,410,550.00
2	Residential	2497	81.41	57,834,900.00
3	Form			
4o	Commerciol	155	13.47	9,571,900.00
4b	Industriol	12	.84	599,000.00
4c	Aportments	4	.88	625,300.00
Total		2975		71,041,650.00

Land Area 1.40 Sq. Miles

Net Valuotion Toxable-Municipal	71,527,634
Net Valuation Taxable-County	145,332,118
State Equalized Voluotion	167,257,581
State Equalizotion Ratio	42.60

1980 PROPERTY TAX		
STATE EQUALIZED TAX RATE		
Locol District School Taxes	1.19	1,997,090.00
Regionol & Consolidoted School Tox		
School Taxes in Municipol Budget		
County Toxes	.49	* 827,158.23
County Library Taxes	.02	30,582.74
Local Municipal Purpose Toxes	.37	621,345.36
Veteran & Senior Citizen Toxes		61,980.00
Totol Toxes for Rote Computotion	2.07	3,538,156.33
Speciol District Taxes		
Bank Corp. Taxes		5,046.62
Added and Omitted Taxes		13,603.24
Totol Toxes Levied - ABSTRACT		3,494,826.19
Total Toxes Billed		3,489,846.25
1980 TAXES COLLECTED		3,330,107.74
1980 Taxes Cancelled, Abated or Adjusted		
Transfer to Tox Title Liens or Foreclosed		
Bolonce Outstonding Dec. 31, 1980		159,738.51
PRIOR YEARS TAXES OUTSTANDING		
Bolonce Jonuory 1, 1980		137,277.99
Collected in 1980		137,277.99
Cancelled, Aboted or Adjusted 1980		
Transfers to Tox Title Liens or Foreclosed		
Bolonce December 31, 1980		
TAX TITLE LIENS OUTSTANDING		
Bolonce Jonuory 1, 1980		17,007.33
Transfer From Taxes		
Redeemed in 1980		17,007.33
Concelled, Aboted or Adjusted (1980)		
Transfers to Foreclosed Property		
Bolonce December 31, 1980		
PROPERTY ACQUIRED BY DEED OR FORECLOSURE		
Bolonce Jonuory 1, 1980		69,360.00
Transfers From Taxes or Liens		
Sale for Cash (1980)		20,920.00
Cancelled, Abated or Adjusted (1980)		
Balance December 31, 1980		48,440.00
CURRENT FINANCES DECEMBER 31, 1980		
ASSETS		
Cash Dec. 31, 1980		1,128,572.70
Toxes Receivoble		159,738.51
Tax Title Liens		
Foreclosed Property		48,440.00
Emergencies & Other Deferred Charges		
State ond Federal Aid Receivable		
Other Receivables		168,832.54
Totol		1,505,583.75
LIABILITIES, RESERVES, AND SURPLUS		
Cash Liabilities		768,630.80
Reserves for Receivables		375,959.03
Surplus Dec. 31, 1980		360,993.92
Total		1,505,583.75

1980/3000

*Includes County Health Service Taxes or County Vocational School Taxes. See Table 13, pgs. 675, 676.

1518

Population 1970 7,555
Population 1980 27,987
S & P Rating
Moody Rating

General Tax Rate Per $100. 1.90
Stote Equalized Tax Rate 1.56.

MANCHESTER TOWNSHIP — OCEAN COUNTY

Form of Government:
Township Committee
Number of Members on Governing Body 5

PER CAPITA:		PER CENT:	
Gross Debt	348.65	Gross Debt	2.30
Net Debt	142.66	Net Debt	.94
Debt Service	9.42	Tax Levy Collected	96.45
Totol Tax Levy	302.52	Tax Levy Cancelled, Abated or Adjusted	
Municipal Expenditures	167.08		

EXPENDITURES	
GENERAL GOVERNMENT	
Governing Body & Public Boards	
Municipol Clerk	
Financial Administration	54,949.65
Assessment of Taxes	73,827.89
Collection of Taxes	99,468.54
Planning, Housing & Development	67,675.09
Human Resources	19,000.00
Elections	
General Administration (other)	551,972.18
JUDICIARY	
Municipol Courts	76,881.15
PUBLIC SAFETY	
Fire Protection	45,000.00
Police Protection	1,290,350.52
Civil Defense & Disaster Control	1,044.79
Environmental Inspection & Control	151,708.00
Other Public Sofety	
PUBLIC WORKS	
Streets and Droinage	586,032.98
Sewers and Sewage Processing	
Garboge and Trash Disposol	13,783.67
Public Buildings ond Grounds	118,370.70
Other Public Works	
HEALTH and WELFARE	
Health Services Except Environmentol	68,467.05
Welfare-Public Assistance	17,249.56
Hospitals, Clinics, First Aid	900.00
Animal, Insect, & Rodent Control	14,529.55
Other Welfore Services	
RECREATION ond CONSERVATION	
Beaches and Boardwalks	
Parks, Ploygrounds, Shade Trees	25,938.28
Lond Reclamation & Conservotion	2,607.99
Other Recreationol Services	
EDUCATION (excluding schools)	
Libraries	
Other Educotional Services	7,107.72
STATUTORY EXPENDITURES	
Pensions & F. I. C. A.	344,374.62
Employee Fringe Benefits	101,244.99
Other Stotutory Expenditures	18,900.00
CETA And Other Public Employment Programs	53,605.26
MUNICIPAL FUNCTIONS TOTAL	3,804,990.18
CAPITAL IMPROVEMENTS *MEMO*	25,000.00
DEBT SERVICE	
Principal Payments	68,525.00
Interest Payments	195,093.75
DEFERRED CHARGES	185,217.07
SCHOOL, COUNTY, SPECIAL DISTRICT TAXES	6,321,625.80
RESERVE FOR UNCOLLECTED TAXES	422,281.47
EXPENDITURES TOTAL	10,997,733.27

REVENUES-REALIZED		
1980 Property Taxes Collected		8,147,875.29
1980 Payments in Lieu of Taxes		
Delinquent Tax & Lien Collections		371,321.00
Business Personolty Replacement Taxes		39,040.48
Taxes from Public Utilities		871,741.98
Other Miscelloneous Tax Revenues		
State Aid Revenues		149,384.03
Federal Aid Revenues		43,462.14
State and Local Fiscal Assistance Act Utilized		256,845.00
Sale of Acquired Property		79,379.25
Other Miscellaneous Revenues		393,757.44
	Total	10,352,606.61
Prior Yeors Surplus Appropriated		555,000.00
REVENUES	TOTAL	10,907,806.61
Reserve For Uncollected Taxes		422,281.47
CAPITAL OUTLAY	TOTAL	708,189.03
Public Enterprises		
Recreotion—Culture		379,934.30
Public Works		171,956.59
Buildings and Grounds		156,298.14
Library and Educotion		
Conservation		
All Other		

CAPITAL DEBT AUTHORIZED, DECEMBER 31, 1980

ISSUED AND UNISSUED	GROSS DEBT	NET DEBT
School	5,765,000	
Self-liquidating		
Other	3,992,575	3,992,575
Total	9,757,575	3,992,575
ISSUED AND OUTSTANDING		
School		5,765,000.00
Self-Liquidating		
Other		3,967,125.00
Total		9,732,125.00
EQUALIZED VALUATION BASIS FOR NET DEBT COMPUTATION		424,647,709

REAL PROPERTY VALUATIONS

Code	Class	# of Parcels	% VAL'N	ASSESSED VALUATION
1	Vocant Lond	9805	10.82	45,572,100.00
2	Residential	5811	45.13	190,155,500.00
3	Farm	29	.08	363,100.00
4o	Commercial	123	6.97	29,363,500.00
4b	Industrial	9	1.96	8,266,900.00
4c	Apartments	23	35.03	147,590,800.00
Total		15800		421,311,900.00

Land Area 82.50 Sq. Miles

Net Valuation Taxable-Municipal	427,245,343
Net Valuation Taxable-County	470,997,348
State Equalized Valuation	518,291,564
State Equalization Ratio	82.23

1980 PROPERTY TAX		
STATE EQUALIZED TAX RATE		
Locol District School Taxes	.79	4,105,439.75
Regional & Consolidoted School Tax		
School Taxes in Municipal Budget		
County Taxes	.40	* 2,096,942.71
County Library Taxes	.02	119,243.34
Locol Municipol Purpose Taxes	.34	1,786,950.00
Veteran & Senior Citizen Taxes		180,010.00
Totol Taxes for Rote Computotion	1.55	8,288,585.80
Speciol District Taxes		
Bonk Corp. Taxes		18,484.08
Added and Omitted Taxes		339,493.06
Totol Taxes Levied - ABSTRACT		8,466,552.94
Totol Taxes Billed		8,448,068.86
1980 TAXES COLLECTED		8,147,875.29
1980 Taxes Cancelled, Aboted or Adjusted		
Transfer to Tax Title Liens or Foreclosed		
Bolonce Outstonding Dec. 31, 1980		300,193.57
PRIOR YEARS TAXES OUTSTANDING		
Bolonce January 1, 1980		474,798.36
Collected in 1980		364,090.00
Concelled, Abated or Adjusted 1980		
Transfers to Tax Title Liens or Foreclosed		
Bolonce December 31, 1980		110,708.36
TAX TITLE LIENS OUTSTANDING		
Bolonce Janvory 1, 1980		57,282.74
Transfer From Taxes		
Redeemed in 1980		7,231.00
Concelled, Aboted or Adjusted (1980)		
Transfers to Foreclosed Property		
Balance December 31, 1980		50,051.74
PROPERTY ACQUIRED BY DEED OR FORECLOSURE		
Bolonce January 1, 1980		22,800.00
Transfers From Taxes or Liens		
Sole for Cosh (1980)		
Cancelled, Aboted or Adjusted (1980)		22,800.00
Bolonce December 31, 1980		
CURRENT FINANCES DECEMBER 31, 1980		
ASSETS		
Cosh Dec. 31, 1980		907,455.65
Taxes Receivable		410,901.93
Tax Title Liens		50,051.74
Foreclosed Property		
Emergencies & Other Deferred Charges		273,799.28
Stote ond Federol Aid Receivoble		39,335.46
Other Receivobles		251,563.95
Total		1,933,108.01
LIABILITIES, RESERVES, AND SURPLUS		
Cash Liobilities		517,303.13
Reserves for Receivobles		712,517.62
Surplus Dec. 31, 1980		703,287.26
Totol		1,933,108.01

*Includes County Health Service Taxes or County Vocational School Taxes. See Table 13, pgs. 675, 676.

1705

Population 1970 1,920
Population 1980 1,740
S & P Rating
Moody Rating

General Tax Rate Per $100. 3.20
State Equalized Tax Rate 2.15

MANNINGTON TOWNSHIP – SALEM COUNTY

Form of Government:
Township Committee
Number of Members on Governing Body 3

PER CAPITA:
Gross Debt
Net Debt
Debt Service
Total Tax Levy 509.08
Municipal Expenditures 296.47

PER CENT:
Gross Debt
Net Debt
Tax Levy Collected 91.19
Tax Levy Cancelled, Abated or Adjusted 1.46

EXPENDITURES	
GENERAL GOVERNMENT	
Governing Body & Public Boards	
Municipal Clerk	
Financial Administration	9,400.00
Assessment of Taxes	6,115.00
Collection of Taxes	6,638.00
Planning, Housing & Development	4,963.00
Human Resources	
Elections	
General Administration (other)	61,000.00
JUDICIARY	
Municipal Courts	8,661.00
PUBLIC SAFETY	
Fire Protection	33,000.00
Police Protection	1,500.00
Civil Defense & Disaster Control	2,000.00
Environmental Inspection & Control	9,609.00
Other Public Safety	
PUBLIC WORKS	
Streets and Drainage	238,794.00
Sewers and Sewage Processing	
Garbage and Trash Disposal	18,500.00
Public Buildings and Grounds	5,500.00
Other Public Works	
HEALTH and WELFARE	
Health Services Except Environmental	4,500.00
Welfare-Public Assistance	4,503.00
Hospitals, Clinics, First Aid	1,500.00
Animal, Insect, & Rodent Control	2,000.00
Other Welfare Services	
RECREATION and CONSERVATION	
Beaches and Boardwalks	
Parks, Playgrounds, Shade Trees	
Land Reclamation & Conservation	
Other Recreational Services	100.00
EDUCATION (excluding schools)	
Libraries	
Other Educational Services	
STATUTORY EXPENDITURES	
Pensions & F. I. C. A.	10,400.00
Employee Fringe Benefits	
Other Statutory Expenditures	800.00
CETA And Other Public Employment Programs	
MUNICIPAL FUNCTIONS TOTAL	429,883.00
CAPITAL IMPROVEMENTS *MEMO*	20,000.00
DEBT SERVICE	
Principal Payments	
Interest Payments	
DEFERRED CHARGES	
SCHOOL, COUNTY, SPECIAL DISTRICT TAXES	868,257.36
RESERVE FOR UNCOLLECTED TAXES	85,968.40
EXPENDITURES TOTAL	1,384,108.76

REVENUES-REALIZED	
1980 Property Taxes Collected	806,084.44
1980 Payments in Lieu of Taxes	
Delinquent Tax & Lien Collections	111,243.87
Business Personalty Replacement Taxes	94,582.72
Taxes from Public Utilities	159,318.00
Other Miscellaneous Tax Revenues	60,000.00
State Aid Revenues	12,774.98
Federal Aid Revenues	
State and Local Fiscal Assistance Act Utilized	13,594.00
Sale of Acquired Property	200.00
Other Miscellaneous Revenues	57,661.43
Total	1,315,459.44
Prior Years Surplus Appropriated	120,000.00
REVENUES TOTAL	1,435,459.44
Reserve For Uncollected Taxes	85,968.40

CAPITAL OUTLAY	TOTAL
Public Enterprises	
Recreation—Culture	
Public Works	
Buildings and Grounds	
Library and Education	
Conservation	
All Other	

CAPITAL DEBT AUTHORIZED, DECEMBER 31, 1980

ISSUED AND UNISSUED	GROSS DEBT	NET DEBT
School		
Self-liquidating		
Other		
Total		

ISSUED AND OUTSTANDING	
School	
Self-Liquidating	
Other	
Total	

EQUALIZED VALUATION BASIS FOR NET DEBT COMPUTATION	35,513,429

REAL PROPERTY VALUATIONS

Code	Class	# of Parcels	% VAL'N	ASSESSED VALUATION
1	Vacant Land	377	3.06	810,400.00
2	Residential	396	34.80	9,213,900.00
3	Farm	502	32.94	8,719,700.00
4a	Commercial	42	5.93	1,569,900.00
4b	Industrial	8	23.27	6,162,000.00
4c	Apartments			
Total		1325		26,475,900.00

Land Area 38.10 Sq. Miles

Net Valuation Taxable-Municipal	27,290,948
Net Valuation Taxable-County	42,391,547
State Equalized Valuation	40,059,629
State Equalization Ratio	67.47

1980 PROPERTY TAX		
STATE EQUALIZED TAX RATE		
Local District School Taxes	1.26	510,980.50
Regional & Consolidated School Tax		
School Taxes in Municipal Budget		
County Taxes	.88	357,276.86
County Library Taxes		
Local Municipal Purpose Taxes	.01	5,000.00
Veteran & Senior Citizen Taxes		16,970.00
Total Taxes for Rate Computation	2.15	890,227.36
Special District Taxes		
Bank Corp. Taxes		1,911.08
Added and Omitted Taxes		10,635.20
Total Taxes Levied - ABSTRACT		885,803.64
Total Taxes Billed		883,945.53
1980 TAXES COLLECTED		806,084.44
1980 Taxes Cancelled, Abated or Adjusted		12,868.00
Transfer to Tax Title Liens or Foreclosed		2,719.20
Balance Outstanding Dec. 31, 1980		62,273.89

PRIOR YEARS TAXES OUTSTANDING	
Balance January 1, 1980	109,269.46
Collected in 1980	104,590.05
Cancelled, Abated or Adjusted 1980	2,055.05
Transfers to Tax Title Liens or Foreclosed	2,624.35
Balance December 31, 1980	.01
TAX TITLE LIENS OUTSTANDING	
Balance January 1, 1980	5,392.86
Transfer From Taxes	5,783.27
Redeemed in 1980	6,653.82
Cancelled, Abated or Adjusted (1980)	
Transfers to Foreclosed Property	1,029.66
Balance December 31, 1980	3,492.65
PROPERTY ACQUIRED BY DEED OR FORECLOSURE	
Balance January 1, 1980	31,670.34
Transfers From Taxes or Liens	1,029.66
Sale for Cash (1980)	200.00
Cancelled, Abated or Adjusted (1980)	
Balance December 31, 1980	32,500.00

CURRENT FINANCES DECEMBER 31, 1980 ASSETS	
Cash Dec. 31, 1980	559,923.17
Taxes Receivable	62,273.90
Tax Title Liens	3,492.65
Foreclosed Property	32,500.00
Emergencies & Other Deferred Charges	43.10
State and Federal Aid Receivable	7,999.18
Other Receivables	491.75
Total	666,723.75
LIABILITIES, RESERVES, AND SURPLUS	
Cash Liabilities	246,841.00
Reserves for Receivables	98,363.05
Surplus Dec. 31, 1980	321,519.70
Total	666,723.75

1980/3000

0318

Population 1970 **2,600**
Population 1980 **2,523**
S & P Rating
Moody Rating

General Tax Rate Per $100. **2.95**
State Equolized Tax Rate **2.10**

MANSFIELD TOWNSHIP – BURLINGTON CO.

Form of Government:
Township Committee
Number of Members on Governing Body 3

PER CAPITA:		PER CENT:	
Gross Debt	282.20	Gross Debt	1.30
Net Debt	226.71	Net Debt	1.05
Debt Service	11.48	Tax Levy Collected	90.83
Total Tax Levy	509.16	Tax Levy Cancelled, Abated or Adjusted	1.09
Municipal Expenditures	267.26		

EXPENDITURES		REVENUES-REALIZED	
GENERAL GOVERNMENT			
Governing Body & Public Boards			
Municipal Clerk		1980 Property Taxes Collected	1,178,786.96
Finoncial Administrotion	10,841.68	1980 Payments in Lieu of Taxes	
Assessment of Taxes	24,200.00	Delinquent Tax & Lien Collections	88,745.62
Collection of Taxes	10,750.00	Business Personalty Replcement Taxes	30,529.44
Plonning, Housing & Development	8,850.00	Taxes from Public Utilities	283,824.00
Humon Resources	500.00	Other Miscellaneous Tax Revenues	
Elections	1,100.00	State Aid Revenues	18,336.65
General Administration (other)	99,750.00	Federal Aid Revenues	
JUDICIARY		State and Local Fiscal Assistance Act Utilized	25,756.00
Municipal Courts	56,000.00	Sale of Acquired Property	
PUBLIC SAFETY		Other Miscellaneous Revenues	233,611.83
Fire Protection	.200.00	Total	1,859,590.50
Police Protection	58,500.00	Prior Years Surplus Appropriated	172,095.65
Civil Defense & Disaster Control	1,300.00	REVENUES TOTAL	2,031,686.15
Environmental Inspection & Control	10,500.00	Reserve For Uncollected Taxes	115,000.00
Other Public Safety		CAPITAL OUTLAY TOTAL	32,764.41
PUBLIC WORKS			
Streets and Droinage	112,308.32	Public Enterprises	
Sewers and Sewage Processing	2,000.00	Recreation—Culture	
Gorbage and Trash Disposal	42,552.00	Public Works	
Public Buildings and Grounds	30,500.00	Buildings and Grounds	32,764.41
Other Public Works		Library and Education	
HEALTH and WELFARE		Conservation	
Health Services Except Environmental	1,000.00	All Other	
Welfare-Public Assistance	3,830.00	CAPITAL DEBT AUTHORIZED, DECEMBER 31, 1980	
Hospitals, Clinics, First Aid		ISSUED AND UNISSUED — GROSS DEBT / NET DEBT	
Animal, Insect, & Rodent Control		Schaal 139,996	
Other Welfare Services		Self-liquidating	
RECREATION and CONSERVATION		Other 572,000 / 572,000	
Beaches and Boardwalks		Total 711,996 / 572,000	
Parks, Ploygrounds, Shade Trees			
Land Reclamation & Conservation		ISSUED AND OUTSTANDING	
Other Recreational Services	12,400.00	School	139,996.34
EDUCATION (excluding schools)		Self-Liquidating	
Libraries		Other	72,000.00
Other Educational Services	30,000.00	Total	211,996.34
STATUTORY EXPENDITURES		EQUALIZED VALUATION BASIS	
Pensions & F. I. C. A.	10,900.00	FOR NET DEBT COMPUTATION	54,633,864
Employee Fringe Benefits		REAL PROPERTY VALUATIONS	
Other Statutory Expenditures	1,000.00	Code / Class / # of Parcels / % VAL'N / ASSESSED VALUATION	
CETA And Other Public Employment Programs		1 Vacant Land 154 8.86 3,733,850.00	
MUNICIPAL FUNCTIONS TOTAL	528,982.00	2 Residential 625 54.86 23,127,850.00	
CAPITAL IMPROVEMENTS *MEMO*	20,000.00	3 Farm 329 19.49 8,218,700.00	
DEBT SERVICE		4a Commercial 50 15.60 6,576,550.00	
Principal Payments	24,000.00	4b Industrial 1 1.03 433,200.00	
Interest Payments	4,964.27	4c Apartments 1 .16 69,400.00	
		Total 1160 42,159,550.00	
DEFERRED CHARGES	1,338.65	Land Area 23.09 Sq. Miles	
SCHOOL, COUNTY, SPECIAL DISTRICT TAXES	1,270,520.76	Net Valuation Taxable-Municipal	43,122,09[illegible]
RESERVE FOR UNCOLLECTED TAXES	115,000.00	Net Valuation Taxable-County	58,329,956
EXPENDITURES TOTAL	1,944,805.68	State Equalized Valuation	60,175,395
		State Equalization Ratio	71.20

1980 PROPERTY TAX		
STATE EQUALIZED TAX RATE		
Local District School Taxes	.62	373,605.84
Regional & Consolidated School Tax	.86	522,085.40
Schaal Taxes in Municipal Budget		
County Taxes	.58	353,588.43
County Library Taxes	.03	19,441.09
Local Municipal Purpose Taxes		
Veteran & Senior Citizen Taxes		20,120.00
Total Taxes for Rate Computation	2.09	1,288,840.76
Special District Taxes		1,800.00
Bank Corp. Taxes		1,253.90
Added and Omitted Taxes		12,834.96
Total Taxes Levied - ABSTRACT		1,284,609.62
Total Taxes Billed		1,297,765.50
1980 TAXES COLLECTED		1,178,786.96
1980 Taxes Cancelled, Abated or Adjusted		14,094.38
Transfer to Tax Title Liens or Foreclosed		5,017.95
Balance Outstanding Dec. 31, 1980		99,866.21
PRIOR YEARS TAXES OUTSTANDING		
Balance January 1, 1980		66,897.15
Collected in 1980		55,547.16
Cancelled, Abated or Adjusted 1980		1.18
Transfers to Tax Title Liens or Foreclosed		
Balance December 31, 1980		11,348.81
TAX TITLE LIENS OUTSTANDING		
Balance January 1, 1980		44,443.33
Transfer From Taxes		5,017.95
Redeemed in 1980		33,198.46
Cancelled, Abated or Adjusted (1980)		
Transfers to Foreclosed Property		
Balance December 31, 1980		16,262.82
PROPERTY ACQUIRED BY DEED OR FORECLOSURE		
Balance January 1, 1980		
Transfers Fram Taxes or Liens		
Sale for Cash (1980)		
Cancelled, Abated or Adjusted (1980)		
Balance December 31, 1980		
CURRENT FINANCES DECEMBER 31, 1980		
ASSETS		
Cash Dec. 31, 1980		658,748.49
Taxes Receivable		111,215.02
Tax Title Liens		16,262.82
Foreclosed Property		
Emergencies & Other Deferred Charges		
State and Federal Aid Receivable		
Other Receivables		12.57
Total		786,238.90
LIABILITIES, RESERVES, AND SURPLUS		
Cash Liabilities		359,917.76
Reserves for Receivables		127,490.41
Surplus Dec. 31, 1980		298,830.73
Total		786,238.90

1980/3000

2116

Population 1970 3,565
Population 1980 5,780
S & P Rating
Moody Rating

General Tax Rate Per $100. 2.97
State Equalized Tax Rate 2.30

MANSFIELD TOWNSHIP – WARREN COUNTY

Form of Government:
Township Committee
Number of Members on Governing Body 5

PER CAPITA:		PER CENT:	
Gross Debt	206.76	Gross Debt	1.23
Net Debt	24.22	Net Debt	.14
Debt Service		Tax Levy Collected	95.11
Total Tax Levy	433.19	Tax Levy Cancelled, Abated or Adjusted	.06
Municipal Expenditures	188.86		

EXPENDITURES	
GENERAL GOVERNMENT	
Governing Body & Public Boards	
Municipal Clerk	
Financial Administration	13,281.00
Assessment of Taxes	28,500.00
Collection of Taxes	23,569.40
Planning, Housing & Development	26,470.00
Human Resources	
Elections	1,140.00
General Administration (other)	122,961.00
JUDICIARY	
Municipal Courts	19,016.07
PUBLIC SAFETY	
Fire Protection	37,830.00
Police Protection	177,650.00
Civil Defense & Disaster Control	585.00
Environmental Inspection & Control	23,400.00
Other Public Safety	
PUBLIC WORKS	
Streets and Drainage	268,000.00
Sewers and Sewage Processing	
Garbage and Trash Disposal	8,000.00
Public Buildings and Grounds	7,700.00
Other Public Works	37,811.08
HEALTH and WELFARE	
Health Services Except Environmental	815.00
Welfare-Public Assistance	953.02
Hospitals, Clinics, First Aid	3,000.00
Animal, Insect, & Rodent Control	4,100.00
Other Welfare Services	
RECREATION and CONSERVATION	
Beaches and Boardwalks	
Parks, Playgrounds, Shade Trees	
Land Reclamation & Conservation	4,758.00
Other Recreational Services	34,540.00
EDUCATION (excluding schools)	
Libraries	
Other Educational Services	
STATUTORY EXPENDITURES	
Pensions & F. I. C. A.	38,822.36
Employee Fringe Benefits	13,000.00
Other Stotutory Expenditures	1,500.00
CETA And Other Public Employment Programs	
MUNICIPAL FUNCTIONS TOTAL	897,401.93
CAPITAL IMPROVEMENTS *MEMO*	45,000.00
DEBT SERVICE	
Principal Payments	
Interest Payments	
DEFERRED CHARGES	18,062.54
SCHOOL, COUNTY, SPECIAL DISTRICT TAXES	2,486,369.31
RESERVE FOR UNCOLLECTED TAXES	176,154.03
EXPENDITURES TOTAL	3,577,987.81

REVENUES-REALIZED		
1980 Property Taxes Collected		2,386,937.54
1980 Payments in Lieu of Taxes		
Delinquent Tax & Lien Collections		93,880.51
Business Personalty Replacement Taxes		48,308.68
Taxes from Public Utilities		440,000.00
Other Miscellaneous Tax Revenues		
State Aid Revenues		27,774.63
Federal Aid Revenues		
State and Local Fiscal Assistance Act Utilized		50,511.08
Sale of Acquired Property		2,922.50
Other Miscellaneous Revenues		237,010.14
	Total	3,287,345.08
Prior Years Surplus Appropriated		475,000.00
REVENUES	TOTAL	3,762,345.08
Reserve For Uncollected Taxes		176,154.03
CAPITAL OUTLAY	TOTAL	102,241.95
Public Enterprises		
Recreation—Culture		
Public Works		102,241.95
Buildings and Grounds		
Library and Education		
Conservation		
All Other		

CAPITAL DEBT AUTHORIZED, DECEMBER 31, 1980

ISSUED AND UNISSUED	GROSS DEBT	NET DEBT
School	1,055,096	
Self-liquidating		
Other	140,000	140,000
Total	1,195,096	140,000

ISSUED AND OUTSTANDING	
School	1,635,096.39
Self-Liquidating	
Other	
Total	1,635,096.39
EQUALIZED VALUATION BASIS FOR NET DEBT COMPUTATION	97,327,846

REAL PROPERTY VALUATIONS

Code	Class	# of Parcels	% VAL'N	ASSESSED VALUATION
1	Vacant Land	841	7.73	6,408,955.00
2	Residential	1166	57.02	47,301,530.00
3	Farm	187	6.23	5,173,700.00
4a	Commercial	39	5.31	4,407,525.00
4b	Industrial	9	9.22	7,646,445.00
4c	Apartments	5	14.49	12,018,520.00
Total		2247		82,956,675.00

Land Area 29.65 Sq. Miles

Net Valuation Taxable-Municipol	83,901,927
Net Valuation Taxable-County	100,987,049
State Equalized Valuation	107,656,317
State Equalization Ratio	77.74

1980 PROPERTY TAX		
STATE EQUALIZED TAX RATE →		
Local District School Taxes	.83	896,193.33
Regional & Consolidated School Tax	.92	990,600.41
School Taxes in Municipal Budget		
County Taxes	.53	* 569,828.77
County Library Taxes	.03	29,746.80
Local Municipal Purpose Taxes		
Veteran & Senior Citizen Taxes		28,110.00
Totol Taxes for Rote Computotion	2.31	2,514,479.31
Special District Taxes		
Bank Corp. Taxes		1,079.79
Added and Omitted Taxes		16,366.04
Total Taxes Levied - ABSTRACT		2,503,815.14
Total Taxes Billed		2,509,555.15
1980 TAXES COLLECTED		2,386,937.54
1980 Taxes Cancelled, Abated or Adjusted		1,600.07
Transfer to Tax Title Liens or Foreclosed		15,259.86
Balance Outstanding Dec. 31, 1980		105,757.68

PRIOR YEARS TAXES OUTSTANDING	
Balance January 1, 1980-	77,766.71
Collected in 1980	72,345.16
Cancelled, Abated or Adjusted 1980	1,477.75
Transfers to Tax Title Liens or Foreclosed	3,493.32
Balance December 31, 1980	450.48
TAX TITLE LIENS OUTSTANDING	
Balance January 1, 1980	61,976.33
Transfer From Taxes	18,237.38
Redeemed in 1980	21,535.35
Cancelled, Abated or Adjusted (1980)	91.22
Transfers to Foreclosed Property	2,874.14
Balance December 31, 1980	55,713.00
PROPERTY ACQUIRED BY DEED OR FORECLOSURE	
Balance January 1, 1980	233,226.37
Transfers From Taxes or Liens	3,928.63
Sale for Cash (1980)	
Cancelled, Abated or Adjusted (1980)	23,530.00
Balance December 31, 1980	213,625.00

CURRENT FINANCES DECEMBER 31, 1980	
ASSETS	
Cash Dec. 31, 1980	1,339,680.44
Taxes Receivable	106,208.16
Tax Title Liens	55,713.00
Foreclosed Property	213,625.00
Emergencies & Other Deferred Charges	2,490.20
State and Federol Aid Receivable	3,904.57
Other Receivables	78,793.22
Total	1,800,414.59
LIABILITIES, RESERVES, AND SURPLUS	
Cash Liabilities	884,296.67
Reserves for Receivables	454,339.38
Surplus Dec. 31, 1980	461,778.54
Total	1,800,414.59

1980/3000

*Includes County Health Service Taxes or County Vocational School Taxes. See Table 13, pgs. 675, 676.

1519

Population 1970	320
Population 1980	433
S & P Rating	
Moody Rating	

General Tax Rate Per $100. 1.04

State Equalized Tax Rate .99

MANTOLOKING BOROUGH — OCEAN COUNTY

Form of Government: Borough Council

Number of Members on Governing Body 6

PER CAPITA:		PER CENT:	
Gross Debt	2,711.32	Gross Debt	1.65
Net Debt	2,711.32	Net Debt	1.65
Debt Service	669.51	Tax Levy Collected	99.04
Total Tax Levy	2,020.78	Tax Levy Cancelled, Abated or Adjusted	.04
Municipal Expenditures	1,868.89		

EXPENDITURES	
GENERAL GOVERNMENT	
Governing Body & Public Boards	1,000.00
Municipal Clerk	20,070.00
Financial Administration	9,550.00
Assessment of Taxes	4,600.00
Collection of Taxes	8,980.00
Planning, Housing & Development	4,410.00
Human Resources	
Elections	
General Administration (other)	69,530.00
JUDICIARY	
Municipal Courts	13,110.00
PUBLIC SAFETY	
Fire Protection	23,500.00
Police Protection	162,610.00
Civil Defense & Disaster Control	1,100.00
Environmental Inspection & Control	13,000.00
Other Public Safety	
PUBLIC WORKS	
Streets and Drainage	36,495.00
Sewers and Sewage Processing	29,200.00
Garbage and Trash Disposal	47,970.95
Public Buildings and Grounds	16,050.00
Other Public Works	
HEALTH and WELFARE	
Health Services Except Environmental	1,600.00
Welfare-Public Assistance	5,000.00
Hospitals, Clinics, First Aid	200.00
Animal, Insect, & Radent Control	300.00
Other Welfare Services	
RECREATION and CONSERVATION	
Beaches and Boardwalks	
Parks, Playgrounds, Shade Trees	
Land Reclamation & Conservation	
Other Recreational Services	
EDUCATION (excluding schaals)	
Libraries	
Other Educational Services	
STATUTORY EXPENDITURES	
Pensions & F. I. C. A.	28,300.00
Employee Fringe Benefits	
Other Statutory Expenditures	2,000.00
CETA And Other Public Employment Programs	
MUNICIPAL FUNCTIONS TOTAL	498,575.95
CAPITAL IMPROVEMENTS *MEMO*	4,000.00
DEBT SERVICE	
Principal Payments	200,040.00
Interest Payments	89,856.52
DEFERRED CHARGES	
SCHOOL, COUNTY, SPECIAL DISTRICT TAXES	423,536.28
RESERVE FOR UNCOLLECTED TAXES	20,756.10
EXPENDITURES TOTAL	1,232,764.85

REVENUES-REALIZED	
1980 Property Taxes Collected	866,601.69
1980 Payments in Lieu of Taxes	
Delinquent Tax & Lien Collections	11,569.81
Business Personalty Replacement Taxes	1,129.48
Taxes from Public Utilities	67,010.00
Other Miscellaneous Tax Revenues	
State Aid Revenues	3,973.62
Federal Aid Revenues	
State and Local Fiscal Assistance Act Utilized	15,970.95
Sale of Acquired Property	
Other Miscellaneous Revenues	182,758.20
Total	1,149,013.75
Prior Years Surplus Appropriated	240,000.00
REVENUES TOTAL	1,389,013.75
Reserve For Uncollected Taxes	20,756.10
CAPITAL OUTLAY TOTAL	199,858.33
Public Enterprises	
Recreation—Culture	
Public Works	198,658.33
Buildings and Grounds	1,200.00
Library and Education	
Conservation	
All Other	

CAPITAL DEBT AUTHORIZED, DECEMBER 31, 1980

ISSUED AND UNISSUED	GROSS DEBT	NET DEBT
Schaal		
Self-liquidating		
Other	1,174,000	1,174,000
Total	1,174,000	1,174,000

ISSUED AND OUTSTANDING	
School	
Self-Liquidating	
Other	1,174,000.00
Total	1,174,000.00
EQUALIZED VALUATION BASIS FOR NET DEBT COMPUTATION	71,285,432

REAL PROPERTY VALUATIONS

Code	Class	# of Parcels	% VAL'N	ASSESSED VALUATION
1	Vacant Land	111	6.76	5,636,500.00
2	Residential	465	92.27	76,882,700.00
3	Farm			
4a	Commercial	5	.97	806,600.00
4b	Industrial			
4c	Apartments			
Total		581		83,325,800.00

Land Area .44 Sq. Miles

Net Valuation Taxable-Municipal	83,670,607
Net Valuation Taxable-County	67,685,086
State Equalized Valuation	87,070,244
State Equalization Ratio	96.08

1980 PROPERTY TAX		
STATE EQUALIZED TAX RATE		
Local District School Taxes	.12	103,279.00
Regional & Consalidated School Tax		
School Taxes in Municipal Budget		
County Taxes	.35	* 303,028.71
County Library Taxes	.02	17,228.57
Local Municipal Purpose Taxes	.51	446,600.00
Veteran & Senior Citizen Taxes		2,520.00
Total Taxes for Rate Computation	1.00	872,656.28
Special District Taxes		
Bank Corp. Taxes		
Added and Omitted Taxes		4,863.30
Total Taxes Levied - ABSTRACT		874,999.58
Total Taxes Billed		875,037.61
1980 TAXES COLLECTED		866,601.69
1980 Taxes Cancelled, Abated or Adjusted		323.44
Transfer to Tax Title Liens or Foreclosed		
Balance Outstanding Dec. 31, 1980		8,112.48

PRIOR YEARS TAXES OUTSTANDING	
Balance January 1, 1980	15,462.61
Collected in 1980	11,569.81
Cancelled, Abated or Adjusted 1980	
Transfers to Tax Title Liens or Foreclosed	
Balance December 31, 1980	3,892.80
TAX TITLE LIENS OUTSTANDING	
Balance January 1, 1980	
Transfer From Taxes	
Redeemed in 1980	
Cancelled, Abated or Adjusted (1980)	
Transfers to Foreclosed Property	
Balance December 31, 1980	
PROPERTY ACQUIRED BY DEED OR FORECLOSURE	
Balance January 1, 1980	
Transfers From Taxes or Liens	
Sale for Cash (1980)	
Cancelled, Abated or Adjusted (1980)	
Balance December 31, 1980	

CURRENT FINANCES DECEMBER 31, 1980		
ASSETS		
Cash Dec. 31, 1980		1,147,059.03
Taxes Receivable		12,005.28
Tax Title Liens		
Foreclosed Property		
Emergencies & Other Deferred Charges		
State and Federal Aid Receivable		
Other Receivables		23,667.82
Total		1,182,732.13
LIABILITIES, RESERVES, AND SURPLUS		
Cash Liabilities		669,800.26
Reserves for Receivables		35,673.10
Surplus Dec. 31, 1980		477,258.77
Total		1,182,732.13

*Includes County Health Service Taxes or County Vocational School Taxes. See Table 13, pgs. 675, 676.

0810

Population 1970 9,675
Population 1980 9,193
S & P Rating
Moody Rating

General Tax Rate Per $100. 3.18
State Equalized Tax Rate 2.42

MANTUA TOWNSHIP — GLOUCESTER COUNTY

Form of Government:
Township Committee
Number of Members on Governing Body 5

PER CAPITA:		PER CENT:	
Gross Debt	188.92	Gross Debt	1.31
Net Debt	65.23	Net Debt	.45
Debt Service	12.60	Tax Levy Collected	94.31
Total Tax Levy	388.59	Tax Levy Cancelled, Abated or Adjusted	.81
Municipal Expenditures	187.23		

EXPENDITURES	
GENERAL GOVERNMENT	
Governing Body & Public Boards	
Municipal Clerk	
Financial Administration	25,225.00
Assessment of Taxes	9,405.00
Collection of Taxes	23,130.00
Planning, Housing & Development	38,816.51
Human Resources	4,000.00
Elections	
General Administration (other)	170,820.00
JUDICIARY	
Municipal Courts	25,010.00
PUBLIC SAFETY	
Fire Protection	54,109.12
Police Protection	457,518.67
Civil Defense & Disaster Contral	100.00
Environmental Inspection & Control	11,440.00
Other Public Safety	
PUBLIC WORKS	
Streets and Drainage	209,000.00
Sewers and Sewage Processing	
Garbage and Trash Disposal	106,000.00
Public Buildings and Grounds	28,800.00
Other Public Works	
HEALTH and WELFARE	
Health Services Except Environmental	2,300.00
Welfare-Public Assistance	2,260.00
Hospitals, Clinics, First Aid	
Animal, Insect, & Rodent Control	250.00
Other Welfare Services	
RECREATION and CONSERVATION	
Beaches and Boardwalks	
Parks, Playgrounds, Shade Trees	
Land Reclamation & Conservatian	400.00
Other Recreational Services	17,520.00
EDUCATION (excluding schools)	
Libraries	500.00
Other Educational Services	
STATUTORY EXPENDITURES	
Pensions & F. I. C. A.	77,774.99
Employee Fringe Benefits	27,500.00
Other Statutory Expenditures	5,000.00
CETA And Other Public Employment Programs	109,955.15
MUNICIPAL FUNCTIONS TOTAL	1,406,834.44
CAPITAL IMPROVEMENTS *MEMO*	10,000.00
DEBT SERVICE	
Principal Payments	86,850.00
Interest Payments	28,977.50
DEFERRED CHARGES	16,241.06
SCHOOL, COUNTY, SPECIAL DISTRICT TAXES	3,007,486.60
RESERVE FOR UNCOLLECTED TAXES	182,339.93
EXPENDITURES TOTAL	4,728,729.53

REVENUES-REALIZED		
1980 Property Taxes Collected		3,370,621.23
1980 Payments in Lieu of Taxes		
Delinquent Tax & Lien Collections		120,336.08
Business Personalty Replacement Taxes		60,696.04
Taxes from Public Utilities		479,228.59
Other Miscellaneous Tax Revenues		45,000.00
State Aid Revenues		88,903.00
Federal Aid Revenues		81,721.73
State and Local Fiscal Assistance Act Utilized		105,169.67
Sale of Acquired Property		
Other Miscellaneous Revenues		184,811.13
	Total	4,536,487.47
Prior Years Surplus Appropriated		116,000.00
REVENUES	TOTAL	4,652,487.47
Reserve For Uncollected Taxes		182,339.93
CAPITAL OUTLAY	TOTAL	218,649.68
Public Enterprises		
Recreation—Culture		
Public Works		206,318.50
Buildings and Grounds		12,331.18
Library and Educatian		
Conservation		
All Other		

CAPITAL DEBT AUTHORIZED, DECEMBER 31, 1980

ISSUED AND UNISSUED	GROSS DEBT	NET DEBT
School	1,137,106	
Self-liquidating		
Other	599,662	599,662
Total	1,736,768	599,662

ISSUED AND OUTSTANDING	
School	1,137,106.98
Self-Liquidating	
Other	542,550.00
Total	1,679,656.98
EQUALIZED VALUATION BASIS FOR NET DEBT COMPUTATION	132,460,600

REAL PROPERTY VALUATIONS

Code	Class	# of Parcels	% VAL'N	ASSESSED VALUATION
1	Vacant Land	454	5.21	5,666,400.00
2	Residential	2448	71.78	78,036,100.00
3	Farm	328	6.95	7,558,300.00
4a	Commercial	185	12.52	13,606,900.00
4b	Industrial	9	3.45	3,749,800.00
4c	Apartments	2	.09	99,200.00
Total		3376		108,716,700.00

Land Area 15.96 Sq. Miles

Net Valuation Taxable-Municipal	111,056,187
Net Valuation Taxable-County	138,271,333
State Equalized Valuation	144,695,172
State Equalization Ratio	76.37

1980 PROPERTY TAX		
STATE EQUALIZED TAX RATE		
Local District School Taxes	.57	821,793.00
Regional & Consolidated School Tax	.90	1,315,257.24
School Taxes in Municipal Budget		
County Taxes	.58	850,384.00
County Library Taxes	.01	20,052.36
Local Municipal Purpose Taxes	.36	516,825.46
Veteran & Senior Citizen Taxes		81,930.00
Total Taxes for Rate Computation	2.42	3,606,242.06
Special District Taxes		
Bank Corp. Taxes		5,242.21
Added and Omitted Taxes		42,411.99
Total Taxes Levied - ABSTRACT		3,571,966.26
Total Taxes Billed		3,573,998.74
1980 TAXES COLLECTED		3,370,621.23
1980 Taxes Cancelled, Abated or Adjusted		29,028.80
Transfer to Tax Title Liens or Foreclosed		24,288.74
Balance Outstanding Dec. 31, 1980		150,059.97
PRIOR YEARS TAXES OUTSTANDING		
Balance January 1, 1980		139,895.73
Collected in 1980		117,109.58
Cancelled, Abated or Adjusted 1980		2,343.96
Transfers to Tax Title Liens or Foreclased		13,763.33
Balance December 31, 1980		6,678.86
TAX TITLE LIENS OUTSTANDING		
Balance January 1, 1980		18,430.12
Transfer From Taxes		39,801.26
Redeemed in 1980		3,226.50
Cancelled, Abated or Adjusted (1980)		
Transfers to Foreclosed Property		
Balance December 31, 1980		55,004.88
PROPERTY ACQUIRED BY DEED OR FORECLOSURE		
Balance January 1, 1980		668,500.00
Transfers From Taxes or Liens		
Sale for Cash (1980)		
Cancelled, Abated or Adjusted (1980)		
Balance December 31, 1980		668,500.00
CURRENT FINANCES DECEMBER 31, 1980		
ASSETS		
Cash Dec. 31, 1980		641,154.13
Taxes Receivable		156,738.83
Tax Title Liens		55,004.88
Foreclosed Property		668,500.00
Emergencies & Other Deferred Charges		24,315.52
State and Federal Aid Receivable		16,469.40
Other Receivables		17,952.08
Total		1,580,134.84
LIABILITIES, RESERVES, AND SURPLUS		
Cash Liabilities		476,500.47
Reserves far Receivables		898,195.79
Surplus Dec. 31, 1980		205,438.58
Total		1,580,134.84

1980, 3000

1811

Population 1970 13,055
Population 1980 11,278
S & P Roting
Moody Rating A

Generol Tax Rate Per $100. 8.04
State Equalized Tax Rate 2.37

MANVILLE BOROUGH — SOMERSET COUNTY

Form of Government:
Borough Council
Number of Members on Governing Body 6

PER CAPITA:		PER CENT:	
Gross Debt	419.54	Gross Debt	2.43
Net Debt	243.23	Net Debt	1.41
Debt Service	21.60	Tax Levy Collected	94.28
Total Tax Levy	474.64	Tax Levy Cancelled, Abated or Adjusted	.37
Municipal Expenditures	244.35		

EXPENDITURES	
GENERAL GOVERNMENT	
Governing Body & Public Boards	
Municipal Clerk	
Financial Administration	32,700.00
Assessment of Taxes	10,550.00
Collection of Taxes	40,345.00
Planning, Housing & Development	43,875.00
Human Resources	
Elections	1,387.00
General Administration (other)	250,178.00
JUDICIARY	
Municipal Courts	18,500.00
PUBLIC SAFETY	
Fire Pratection	35,000.00
Police Protection	551,713.09
Civil Defense & Disaster Control	3,800.00
Environmental Inspection & Control	24,585.00
Other Public Safety	
PUBLIC WORKS	
Streets and Drainage	321,620.00
Sewers and Sewage Pracessing	194,000.00
Garbage and Trash Disposal	112,175.00
Pubiic Buildings and Graunds	28,150.00
Other Public Works	
HEALTH and WELFARE	
Health Services Except Environmental	33,315.00
Welfare-Public Assistance	11,350.00
Hospitals, Clinics, First Aid	2,000.00
Animal, Insect, & Rodent Control	3,728.00
Other Welfare Services	500.00
RECREATION and CONSERVATION	
Beaches and Boardwalks	
Parks, Playgrounds, Shade Trees	59,140.00
Land Reclamation & Conservation	
Other Recreational Services	33,500.00
EDUCATION (excluding schools)	
Libraries	73,500.00
Other Educatianal Services	
STATUTORY EXPENDITURES	
Pensians & F. I. C. A.	174,650.95
Employee Fringe Benefits	55,950.00
Other Statutory Expenditures	6,500.00
CETA And Other Public Employment Programs	22,126.00
MUNICIPAL FUNCTIONS TOTAL	2,144,838.04
CAPITAL IMPROVEMENTS *MEMO*	25,000.00
DEBT SERVICE	
Principal Payments	145,000.00
Interest Payments	98,614.25
DEFERRED CHARGES	35,049.93
SCHOOL, COUNTY, SPECIAL DISTRICT TAXES	4,489,260.19
RESERVE FOR UNCOLLECTED TAXES	332,278.58
EXPENDITURES TOTAL	7,245,040.99

REVENUES-REALIZED	
1980 Property Taxes Collected	5,029,039.35
1980 Payments in Lieu of Taxes	
Delinquent Tax & Lien Collections	233,457.26
Business Personalty Replacement Taxes	608,076.20
Taxes from Public Utilities	335,921.00
Other Miscellaneous Tax Revenues	
State Aid Revenues	108,216.94
Federal Aid Revenues	6,869.07
State and Local Fiscal Assistance Act Utilized	131,414.09
Sale of Acquired Property	75,675.00
Other Miscellaneous Revenues	259,642.74
Total	6,788,311.65
Priar Years Surplus Appropriated	370,000.00
REVENUES TOTAL	7,158,311.65
Reserve For Uncallected Taxes	332,278.58
CAPITAL OUTLAY TOTAL	654,729.24
Public Enterprises	14,177.20
Recreation—Culture	259.15
Public Warks	626,599.59
Buildings and Grounds	11,693.30
Library and Education	2,000.00
Conservatian	
All Other	

CAPITAL DEBT AUTHORIZED, DECEMBER 31, 1980

ISSUED AND UNISSUED	GROSS DEBT	NET DEBT
Schaal	1,711,000	
Self-liquidating	315,000	53,215
Other	2,705,599	2,689,984
Total	4,731,599	2,743,199

ISSUED AND OUTSTANDING	
School	1,711,000.00
Self-Liquidating	315,000.00
Other	1,969,000.00
Total	3,995,000.00
EQUALIZED VALUATION BASIS FOR NET DEBT COMPUTATION	194,547,847

REAL PROPERTY VALUATIONS

Code	Class	# of Parcels	% VAL'N	ASSESSED VALUATION
1	Vacant Land	319	.89	588,000.00
2	Residential	3116	73.76	48,530,528.00
3	Farm	5	.01	4,200.00
4a	Commercial	132	9.45	6,219,750.00
4b	Industrial	16	15.64	10,293,200.00
4c	Apartments	4	.24	158,200.00
Total		3592		65,793,878.00

Land Area 2.50 Sq. Miles

Net Valuation Taxable-Municipal	66,182,914
Net Valuation Taxable-County	213,546,614
State Equalized Valuation	223,238,410
State Equalization Ratio	29.55

1980 PROPERTY TAX		
STATE EQUALIZED TAX RATE		
Local District School Taxes	1.54	3,443,686.44
Regional & Consolidated School Tax		
School Taxes in Municipal Budget		
County Taxes	.47	1,045,573.75
County Library Taxes		
Local Municipal Purpose Taxes	.37	825,263.32
Veteran & Senior Citizen Taxes		131,140.00
Total Taxes for Rate Computation	2.38	5,445,663.51
Special District Taxes		
Bank Corp. Taxes		25,886.72
Added and Omitted Taxes		12,566.83
Total Taxes Levied - ABSTRACT		5,352,977.06
Total Taxes Billed		5,333,874.88
1980 TAXES COLLECTED		5,029,039.35
1980 Taxes Cancelled, Abated or Adjusted		19,558.27
Transfer to Tax Title Liens or Foreclosed		9,567.60
Balance Outstanding Dec. 31, 1980		275,709.66
PRIOR YEARS TAXES OUTSTANDING		
Balance January 1, 1980		233,557.33
Collected in 1980		222,334.61
Cancelled, Abated or Adjusted 1980		438.48
Transfers to Tax Title Liens or Foreclosed		5,683.67
Balance December 31, 1980		5,100.57
TAX TITLE LIENS OUTSTANDING		
Balance January 1, 1980		12,690.04
Transfer From Taxes		15,786.43
Redeemed in 1980		11,122.65
Cancelled, Abated ar Adjusted (1980)		
Transfers ta Foreclosed Property		
Balance December 31, 1980		17,353.82
PROPERTY ACQUIRED BY DEED OR FORECLOSURE		
Balance January 1, 1980		101,021.66
Transfers From Taxes or Liens		
Sale for Cash (1980)		
Cancelled, Abated or Adjusted (1980)		
Balance December 31, 1980		101,021.66
CURRENT FINANCES DECEMBER 31, 1980		
ASSETS		
Cash Dec. 31, 1980		816,023.04
Taxes Receivable		280,810.23
Tax Title Liens		17,353.82
Foreclosed Praperty		101,021.66
Emergencies & Other Deferred Charges		96,440.81
State and Federal Aid Receivable		225.36
Other Receivables		61,899.62
Total		1,373,774.54
LIABILITIES, RESERVES, AND SURPLUS		
Cash Liabilities		424,170.22
Reserves for Receivables		457,640.71
Surplus Dec. 31, 1980		491,963.61
Total		1,373,774.54

1980/3000

0319

Papulatian 1970 16,495
Papulatian 1980 20,525
S & P Rating
Maady Rating A

General Tax Rate Per $100. 4.43
State Equalized Tax Rate 2.17

MAPLE SHADE TOWNSHIP – BURLINGTON CO.

Form of Government:
Council-Manager Plan E (OMCL50)
Number of Members on Governing Body 5

PER CAPITA:		PER CENT:	
Gross Debt	424.71	Gross Debt	3.84
Net Debt	138.79	Net Debt	1.26
Debt Service	14.75	Tax Levy Collected	96.70
Tatal Tax Levy	275.21	Tax Levy Cancelled, Abated ar Adjusted	.42
Municipal Expenditures	141.56		

EXPENDITURES		REVENUES-REALIZED		1980 PROPERTY TAX		
GENERAL GOVERNMENT				STATE EQUALIZED TAX RATE		
Gaverning Body & Public Baards				Local District Schaal Taxes	1.27	3,283,306.50
Municipal Clerk	32,809.00	1980 Praperty Taxes Callected	5,462,516.24	Regianal & Cansalidated Schaal Tax		
Financial Administratian	8,000.00	1980 Payments in Lieu af Taxes		Schaal Taxes in Municipal Budget		
Assessment af Taxes	27,290.00	Delinquent Tax & Lien Callectians	816,750.54	Caunty Taxes	.55	1,424,507.20
Callectian af Taxes	33,538.00	Business Persanalty Replacement Taxes	114,045.16	Caunty Library Taxes	.03	77,871.38
Planning, Hausing & Develapment	11,200.00	Taxes fram Public Utilities	708,835.00	Local Municipal Purpase Taxes	.32	812,488.00
Human Resaurces		Other Miscellaneaus Tax Revenues		Veteran & Seniar Citizen Taxes		184,150.00
Electians	7,500.00	State Aid Revenues	178,242.18	Total Taxes for Rate Camputatian	2.17	5,782,323.08
General Administratian (ather)	247,263.82	Federal Aid Revenues	31,959.14	Special District Taxes		
JUDICIARY		State and Local Fiscal Assistance Act Utilized	140,556.00	Bank Carp. Taxes		5,633.40
Municipal Caurts	31,291.00	Sale af Acquired Praperty		Added and Omitted Taxes		44,917.63
PUBLIC SAFETY		Other Miscellaneaus Revenues	332,889.14	Tatal Taxes Levied - ABSTRACT		5,648,724.11
Fire Pratectian	29,300.00	Tatal	7,785,793.40	Tatal Taxes Billed		5,648,857.02
Police Pratectian	803,548.00	Priar Years Surplus Appraprieted	579,000.00	1980 TAXES COLLECTED		5,462,516.24
Civil Defense & Disaster Cantral	6,975.00	REVENUES TOTAL	8,364,793.40	1980 Taxes Cancelled, Abated ar Adjusted		23,965.63
Enviranmental Inspectian & Cantral	35,644.00	Reserve Far Uncallected Taxes	475,336.45	Transfer ta Tax Title Liens ar Fareclased		2,945.46
Other Public Safety		CAPITAL OUTLAY TOTAL	305,708.58	Balance Outstanding Dec. 31, 1980		159,429.69
PUBLIC WORKS				PRIOR YEARS TAXES OUTSTANDING		
Streets and Drainage	336,078.39	Public Enterprises	39,571.84	Balance January 1, 1980		898,512.94
Sewers and Sewage Processing		Recreatian—Culture		Callected in 1980		814,278.54
Garbage and Trash Disposal	170,067.00	Public Works	41,146.86	Cancelled, Abated ar Adjusted 1980		51,082.79
Public Buildings and Graunds	24,910.00	Buildings and Graunds	224,989.88	Transfers ta Tax Title Liens ar Fareclased		
Other Public Warks		Library and Educatian		Balance December 31, 1980		33,151.61
HEALTH and WELFARE		Canservatian		TAX TITLE LIENS OUTSTANDING		
Health Services Except Enviranmental	7,000.00	All Other		Balance January 1, 1980		44,133.78
Welfare-Public Assistance	10,000.00	CAPITAL DEBT AUTHORIZED, DECEMBER 31, 1980		Transfer Fram Taxes		2,945.46
Haspitals, Clinics, First Aid		ISSUED AND UNISSUED — GROSS DEBT — NET DEBT		Redeemed in 1980		2,472.00
Animal, Insect, & Radent Cantral		Schaal	3,464,000	Cancelled, Abated ar Adjusted (1980)		
Other Welfare Services		Self-liquidating	2,401,909	Transfers ta Fareclased Praperty		
RECREATION and CONSERVATION		Other	2,851,344 — 2,848,644	Balance December 31, 1980		44,607.24
Beaches and Baardwalks		Tatal	8,717,253 — 2,848,644	PROPERTY ACQUIRED BY DEED OR FORECLOSURE		
Parks, Playgraunds, Shade Trees				Balance January 1, 1980		17,387.87
Land Reclamatian & Canservatian		ISSUED AND OUTSTANDING		Transfers Fram Taxes ar Liens		
Other Recreatianal Services	5,759.00	Schaal	3,339,000.00	Sale far Cash (1980)		
EDUCATION (excluding schaals)		Self-Liquidating	2,396,100.00	Cancelled, Abated ar Adjusted (1980)		
Libraries	24,294.00	Other	2,822,950.00	Balance December 31, 1980		17,387.87
Other Educatianal Services		Tatal	8,558,050.00	CURRENT FINANCES DECEMBER 31, 1980		
STATUTORY EXPENDITURES		EQUALIZED VALUATION BASIS FOR NET DEBT COMPUTATION	226,939,440	ASSETS		
Pensians & F. I. C. A.	116,646.00	REAL PROPERTY VALUATIONS		Cash Dec. 31, 1980		1,645,383.76
Emplayee Fringe Benefits	41,950.00	Cade Class # af Parcels % VAL'N ASSESSED VALUATION		Taxes Receivable		192,581.30
Other Statutary Expenditures	8,400.00	1 Vacant Land 210 1.98 2,487,992.00		Tax Title Liens		44,607.24
CETA And Other Public Emplayment Pragrams	31,285.00	2 Residential 4576 58.81 73,789,453.00		Fareclased Praperty		17,387.87
MUNICIPAL FUNCTIONS TOTAL	2,051,148.21	3 Farm		Emergencies & Other Deferred Charges		
CAPITAL IMPROVEMENTS *MEMO*		4a Commercial 207 15.88 19,929,528.00		State and Federal Aid Receivable		34,176.99
DEBT SERVICE		4b Industrial 25 1.71 2,144,796.00		Other Receivables		70,876.39
Principal Payments	149,150.00	4c Apartments 19 21.61 27,111,142.00		Tatal		2,005,013.55
Interest Payments	153,580.32	Tatal 5037 125,462,911.00		LIABILITIES, RESERVES, AND SURPLUS		
		Land Area 3.72 Sq. Miles		Cash Liabilities		340,700.13
DEFERRED CHARGES	76,287.43	Net Valuatian Taxable-Municipal	126,469,824	Reserves far Receivables		325,452.80
SCHOOL, COUNTY, SPECIAL DISTRICT TAXES	4,785,685.08	Net Valuatian Taxable-Caunty	233,637,359	Surplus Dec. 31, 1980		1,338,860.62
RESERVE FOR UNCOLLECTED TAXES	475,336.45	State Equalized Valuatian	256,847,479	Tatal		2,005,013.55
EXPENDITURES TOTAL	7,691,187.49	State Equalizatian Ratia	49.04			

0711

Population 1970	24,935
Population 1980	22,950
S & P Rating	AA
Moody Rating	AA

General Tax Rate Per $100. 8.52

State Equalized Tax Rate 3.83

MAPLEWOOD TOWNSHIP — ESSEX COUNTY

Form of Government:
Township Committee
Number of Members on Governing Body 5

PER CAPITA		PER CENT	
Gross Debt	457.75	Gross Debt	2.49
Net Debt	208.62	Net Debt	1.14
Debt Service	12.63	Tax Levy Collected	97.32
Total Tax Levy	787.42	Tax Levy Cancelled, Abated or Adjusted	.51
Municipal Expenditures	316.97		

EXPENDITURES	
GENERAL GOVERNMENT	
Governing Body & Public Boards	
Municipal Clerk	
Financial Administration	24,547.07
Assessment of Taxes	35,007.12
Collection of Taxes	60,631.78
Planning, Housing & Development	9,588.69
Human Resources	17,000.00
Elections	
General Administration (other)	701,790.47
JUDICIARY	
Municipal Courts	43,015.98
PUBLIC SAFETY	
Fire Protection	1,176,406.82
Police Protection	1,218,463.28
Civil Defense & Disaster Control	8,683.86
Environmental Inspection & Control	23,953.90
Other Public Safety	
PUBLIC WORKS	
Streets and Drainage	500,323.22
Sewers and Sewage Processing	303,121.03
Garbage and Trash Disposal	21,800.00
Public Buildings and Grounds	218,799.43
Other Public Works	36,943.37
HEALTH and WELFARE	
Health Services Except Environmental	106,193.96
Welfare-Public Assistance	14,985.46
Hospitals, Clinics, First Aid	
Animal, Insect, & Rodent Control	
Other Welfare Services	20,000.00
RECREATION and CONSERVATION	
Beaches and Boardwalks	
Parks, Playgrounds, Shade Trees	249,113.26
Land Reclamation & Conservation	
Other Recreational Services	114,881.23
EDUCATION (excluding schools)	
Libraries	332,874.00
Other Educational Services	
STATUTORY EXPENDITURES	
Pensions & F. I. C. A.	801,349.59
Employee Fringe Benefits	162,835.17
Other Statutory Expenditures	30,702.25
CETA And Other Public Employment Programs	
MUNICIPAL FUNCTIONS TOTAL	6,233,010.94
CAPITAL IMPROVEMENTS *MEMO*	
DEBT SERVICE	
Principal Payments	149,550.00
Interest Payments	140,203.96
DEFERRED CHARGES	111,140.00
SCHOOL, COUNTY, SPECIAL DISTRICT TAXES	14,119,609.06
RESERVE FOR UNCOLLECTED TAXES	640,498.63
EXPENDITURES TOTAL	21,394,012.59

REVENUES-REALIZED		
1980 Property Taxes Collected		17,557,284.09
1980 Payments in Lieu of Taxes		1,345.09
Delinquent Tax & Lien Collections		375,446.44
Business Personalty Replacement Taxes		296,571.72
Taxes from Public Utilities		853,679.00
Other Miscellaneous Tax Revenues		
State Aid Revenues		261,893.43
Federal Aid Revenues		
State and Local Fiscal Assistance Act Utilized		382,613.00
Sale of Acquired Property		
Other Miscellaneous Revenues		794,857.34
	Total	20,523,690.11
Prior Years Surplus Appropriated		595,582.00
REVENUES	TOTAL	21,119,272.11
Reserve For Uncollected Taxes		640,498.63
CAPITAL OUTLAY	TOTAL	231,713.20
Public Enterprises		
Recreation—Culture		
Public Works		226,926.66
Buildings and Grounds		4,786.54
Library and Education		
Conservation		
All Other		

CAPITAL DEBT AUTHORIZED, DECEMBER 31, 1980

ISSUED AND UNISSUED	GROSS DEBT	NET DEBT
School	5,717,573	
Self-liquidating	387,000	387,000
Other	4,400,748	4,400,748
Total	10,505,322	4,787,748

ISSUED AND OUTSTANDING	
School	5,717,573.86
Self-Liquidating	387,000.00
Other	2,362,000.00
Total	8,466,573.86
EQUALIZED VALUATION BASIS FOR NET DEBT COMPUTATION	421,796,538

REAL PROPERTY VALUATIONS

Code	Class	# of Parcels	% VAL'N	ASSESSED VALUATION
1	Vacant Land	127	.49	1,019,600.00
2	Residential	6543	83.10	174,524,400.00
3	Farm			
4a	Commercial	276	13.14	27,591,600.00
4b	Industrial	32	1.90	3,982,900.00
4c	Apartments	9	1.39	2,910,400.00
Total		6987		210,028,900.00

Land Area 4.00 Sq. Miles

Net Valuation Taxable-Municipal	211,690,300
Net Valuation Taxable-County	428,545,312
State Equalized Valuation	468,005,110
State Equalization Ratio	45.04

1980 PROPERTY TAX		
STATE EQUALIZED TAX RATE		
Local District School Taxes	1.82	8,561,730.51
Regional & Consolidated School Tax		
School Taxes in Municipal Budget		
County Taxes	1.18	5,557,878.55
County Library Taxes		
Local Municipal Purpose Taxes	.83	3,915,403.10
Veteran & Senior Citizen Taxes		182,680.00
Total Taxes for Rate Computation	3.83	18,217,692.16
Special District Taxes		
Bank Corp. Taxes		31,656.14
Added and Omitted Taxes		4,566.72
Total Taxes Levied - ABSTRACT		18,071,235.02
Total Taxes Billed		18,040,580.28
1980 TAXES COLLECTED		17,557,284.09
1980 Taxes Cancelled, Abated or Adjusted		92,143.80
Transfer to Tax Title Liens or Foreclosed		6,730.80
Balance Outstanding Dec. 31, 1980		384,421.59
PRIOR YEARS TAXES OUTSTANDING		
Balance January 1, 1980		389,819.42
Collected in 1980		375,446.44
Cancelled, Abated or Adjusted 1980		8,105.02
Transfers to Tax Title Liens or Foreclosed		6,267.96
Balance December 31, 1980		
TAX TITLE LIENS OUTSTANDING		
Balance January 1, 1980		685.70
Transfer From Taxes		13,992.05
Redeemed in 1980		
Cancelled, Abated or Adjusted (1980)		
Transfers to Foreclosed Property		
Balance December 31, 1980		14,677.75
PROPERTY ACQUIRED BY DEED OR FORECLOSURE		
Balance January 1, 1980		7,003.00
Transfers From Taxes or Liens		
Sale for Cash (1980)		
Cancelled, Abated or Adjusted (1980)		
Balance December 31, 1980		7,003.00

CURRENT FINANCES DECEMBER 31, 1980 ASSETS	
Cash Dec. 31, 1980	843,497.10
Taxes Receivable	384,421.59
Tax Title Liens	14,677.75
Foreclosed Property	7,003.00
Emergencies & Other Deferred Charges	108,560.00
State and Federal Aid Receivable	
Other Receivables	24,540.10
Total	1,382,699.54
LIABILITIES, RESERVES, AND SURPLUS	
Cash Liabilities	280,940.37
Reserves for Receivables	430,642.44
Surplus Dec. 31, 1980	671,116.73
Total	1,382,699.54

1980/3000

0116

Population 1970 10,560
Population 1980 9,179
S & P Rating
Moody Rating A-1

Generol Tax Rate Per $100. 2.35
Stote Equolized Tax Rate 1.35

MARGATE CITY – ATLANTIC COUNTY

Form of Government:
Commission (1911)
Number of Members on Governing Body 3

PER CAPITA:		PER CENT:	
Gross Debt	866.02	Gross Debt	2.06
Net Debt	355.62	Net Debt	.85
Debt Service	47.63	Tax Levy Collected	97.46
Totol Tox Levy	750.66	Tax Levy Cancelled, Abated or Adjusted	.31
Municipal Expenditures	443.33		

EXPENDITURES	
GENERAL GOVERNMENT	
Governing Body & Public Boards	
Municipal Clerk	10,500.00
Financial Administration	12,900.00
Assessment of Toxes	45,908.12
Collection of Taxes	82,887.20
Planning, Housing & Development	14,752.89
Human Resources	
Elections	7,000.00
General Administration (other)	381,454.26
JUDICIARY	
Municipal Courts	35,944.22
PUBLIC SAFETY	
Fire Protection	604,692.90
Police Protection	677,218.56
Civil Defense & Disaster Control	100.00
Environmental Inspection & Control	57,334.24
Other Public Sofety	
PUBLIC WORKS	
Streets and Drainage	482,678.52
Sewers and Sewage Processing	
Garboge and Trash Disposal	
Public Buildings and Grounds	35,491.84
Other Public Works	
HEALTH and WELFARE	
Health Services Except Environmental	300.00
Welfare-Public Assistance	3,525.12
Hospitals, Clinics, First Aid	2,500.00
Animal, Insect, & Rodent Control	3,000.00
Other Welfare Services	
RECREATION and CONSERVATION	
Beaches and Boardwalks	125,998.19
Parks, Playgrounds, Shade Trees	66,808.94
Land Reclomation & Conservation	
Other Recreationol Services	
EDUCATION (excluding schools)	
Libraries	85,000.00
Other Educational Services	
STATUTORY EXPENDITURES	
Pensions & F. I. C. A.	272,942.00
Employee Fringe Benefits	120,100.00
Other Statutory Expenditures	13,000.00
CETA And Other Public Employment Programs	54,860.00
MUNICIPAL FUNCTIONS TOTAL	3,196,897.00
CAPITAL IMPROVEMENTS *MEMO*	40,000.00
DEBT SERVICE	
Principal Payments	284,000.00
Interest Payments	153,228.00
TYPE I SCHL DEBT *MEMO	60,017.50
DEFERRED CHARGES	26,524.61
SCHOOL, COUNTY, SPECIAL DISTRICT TAXES	4,426,185.14
RESERVE FOR UNCOLLECTED TAXES	408,700.00
EXPENDITURES TOTAL	8,495,534.75

REVENUES-REALIZED		
1980 Property Toxes Collected		6,701,977.51
1980 Payments in Lieu of Taxes		
Delinquent Tax & Lien Collections		109,118.90
Business Personalty Replacement Taxes		55,561.16
Toxes from Public Utilities		517,693.00
Other Miscellaneous Tox Revenues		6,165.46
State Aid Revenues		73,985.55
Federol Aid Revenues		54,115.13
State and Local Fiscal Assistonce Act Utilized		63,105.00
Sale of Acquired Property		
Other Miscellaneous Revenues		540,308.29
	Total	8,122,030.00
Prior Yeors Surplus Appropriated		500,000.00
REVENUES	TOTAL	8,622,030.00
Reserve For Uncollected Taxes		408,700.00
CAPITAL OUTLAY	TOTAL	1,104,345.14
Public Enterprises		
Recreotion—Culture		
Public Works		922,141.86
Buildings and Grounds		2,000.00
Library and Education		180,203.28
Conservotion		
All Other		

CAPITAL DEBT AUTHORIZED, DECEMBER 31, 1980

ISSUED AND UNISSUED	GROSS DEBT	NET DEBT
School	4,556,000	
Self-liquidating	129,000	
Other	3,264,200	3,264,200
Total	7,949,200	3,264,200
ISSUED AND OUTSTANDING		
School		882,000.00
Self-Liquidating		128,000.00
Other		3,218,000.00
Totol		4,228,000.00
EQUALIZED VALUATION BASIS FOR NET DEBT COMPUTATION		386,280,080

REAL PROPERTY VALUATIONS

Code	Class	# of Parcels	% VAL'N	ASSESSED VALUATION
1	Vacont Lond	800	3.41	9,895,650.00
2	Residential	5157	89.20	259,192,450.00
3	Form			
4a	Commercial	151	4.61	13,386,800.00
4b	Industriol			
4c	Apartments	60	2.79	8,114,050.00
Total		6168		290,588,950.00
Land Area		1.40 Sq. Miles		
Net Valuation Taxable-Municipal				291,590,518
Net Valuation Taxable-County				376,707,802
State Equolized Valuation				503,663,651
State Equalization Ratio				57.81

1980 PROPERTY TAX		
STATE EQUALIZED TAX RATE		
Local District School Taxes	.42	2,125,891.00
Regional & Consolidoted School Tax		
School Toxes in Municipal Budget	.01	60,017.50
County Toxes	.44	* 2,240,276.64
County Library Toxes		
Local Municipal Purpose Taxes	.48	2,416,504.17
Veteran & Senior Citizen Taxes		112,870.00
Total Taxes for Rate Computation	1.35	6,955,559.31
Special District Taxes		
Bank Corp. Taxes		13,618.90
Added and Omitted Taxes		34,029.72
Total Taxes Levied - ABSTRACT		6,890,337.93
Total Taxes Billed		6,876,719.03
1980 TAXES COLLECTED		6,701,977.51
1980 Taxes Cancelled, Abated or Adjusted		21,652.89
Transfer to Tax Title Liens or Foreclosed		1,917.65
Balance Outstanding Dec. 31, 1980		151,170.98
PRIOR YEARS TAXES OUTSTANDING		
Bolance January 1, 1980		107,973.24
Collected in 1980		107,910.46
Concelled, Abated or Adjusted 1980		
Transfers to Tax Title Liens or Foreclosed		62.78
Bolonce December 31, 1980		
TAX TITLE LIENS OUTSTANDING		
Balance Jonuary 1, 1980		4,273.15
Transfer From Taxes		1,993.77
Redeemed in 1980		1,208.44
Cancelled, Abated or Adjusted (1980)		400.39
Transfers to Foreclosed Property		
Balance December 31, 1980		4,658.09
PROPERTY ACQUIRED BY DEED OR FORECLOSURE		
Balance January 1, 1980		129,637.50
Transfers From Taxes or Liens		
Sole for Cash (1980)		
Cancelled, Abated or Adjusted (1980)		
Balance December 31, 1980		129,637.50
CURRENT FINANCES DECEMBER 31, 1980		
ASSETS		
Cash Dec. 31, 1980		1,582,143.67
Taxes Receivable		151,170.98
Tax Title Liens		4,658.09
Foreclosed Property		129,637.50
Emergencies & Other Deferred Charges		
State and Federal Aid Receivable		
Other Receivables		11,791.38
Total		1,879,401.62
LIABILITIES, RESERVES, AND SURPLUS		
Cosh Liabilities		583,752.68
Reserves for Receivables		297,257.95
Surplus Dec. 31, 1980		998,390.99
Total		1,879,401.62

1980/3000

* ABOVE DEBT SERVICE INCLUDES TYPE I SCHOOL DEBT

*Includes County Health Service Taxes or County Vocational School Taxes. See Table 13, pgs. 675, 676.

1328

Population 1970 **12,315**
Papulation 1980 **17,560**
S & P Rating
Moody Rating **A**

General Tax Rate Per $100. **4.94**
State Equalized Tax Rate **2.35**

MARLBORO TOWNSHIP – MONMOUTH COUNTY

Form of Government:
Council-Manager Plan E (OMCL50)
Number of Members on Governing Body 5

PER CAPITA:		PER CENT:	
Gross Debt	1,207.57	Gross Debt	7.06
Net Debt	406.91	Net Debt	2.38
Debt Service	26.19	Tax Levy Collected	97.13
Total Tax Levy	534.21	Tax Levy Cancelled, Abated or Adjusted	.06
Municipal Expenditures	205.54		

EXPENDITURES	
GENERAL GOVERNMENT	
Governing Body & Public Boards	
Municipal Clerk	
Financial Administration	38,182.40
Assessment of Taxes	38,671.50
Collection of Taxes	27,028.50
Planning, Housing & Development	62,987.40
Human Resources	10,800.00
Elections	3,925.21
General Administration (other)	357,875.96
JUDICIARY	
Municipal Courts	51,775.00
PUBLIC SAFETY	
Fire Protection	4,700.00
Police Protection	886,478.54
Civil Defense & Disaster Control	30.00
Environmental Inspection & Control	46,009.00
Other Public Safety	
PUBLIC WORKS	
Streets and Drainage	568,069.15
Sewers and Sewage Processing	
Garbage and Trash Disposal	6,795.00
Public Buildings and Grounds	73,990.00
Other Public Works	7,185.00
HEALTH and WELFARE	
Health Services Except Environmental	3,280.00
Welfare-Public Assistance	10,350.00
Hospitals, Clinics, First Aid	5,500.00
Animal, Insect, & Rodent Control	6,400.00
Other Welfare Services	
RECREATION and CONSERVATION	
Beaches and Boardwalks	
Parks, Playgrounds, Shade Trees	7,000.00
Land Reclamation & Conservation	4,150.00
Other Recreational Services	160,759.00
EDUCATION (excluding schools)	
Libraries	19,972.00
Other Educational Services	2,732.95
STATUTORY EXPENDITURES	
Pensions & F. I. C. A.	172,603.39
Employee Fringe Benefits	243,521.00
Other Statutory Expenditures	8,300.00
CETA And Other Public Employment Programs	56,543.00
MUNICIPAL FUNCTIONS TOTAL	2,885,614.00
CAPITAL IMPROVEMENTS *MEMO*	
DEBT SERVICE	
Principal Payments	200,000.00
Interest Payments	259,854.50
DEFERRED CHARGES	8,785.71
SCHOOL, COUNTY, SPECIAL DISTRICT TAXES	8,003,497.95
RESERVE FOR UNCOLLECTED TAXES	255,000.00
EXPENDITURES TOTAL	11,612,752.16

REVENUES-REALIZED		
1980 Property Taxes Collected		9,105,523.95
1980 Payments in Lieu of Taxes		
Delinquent Tax & Lien Collections		209,100.52
Business Personalty Replacement Taxes		97,438.01
Taxes from Public Utilities		636,333.00
Other Miscellaneous Tax Revenues		
State Aid Revenues		248,137.86
Federal Aid Revenues		39,906.20
State and Local Fiscal Assistance Act Utilized		117,874.00
Sale of Acquired Property		
Other Miscellaneous Revenues		811,947.22
	Total	11,266,260.76
Prior Years Surplus Appropriated		400,000.00
REVENUES	TOTAL	11,666,260.76
Reserve For Uncollected Taxes		255,000.00
CAPITAL OUTLAY	TOTAL	583,839.43
Public Enterprises		18,789.18
Recreation—Culture .		41,371.66
Public Works		189,936.89
Buildings and Grounds		333,741.70
Library and Educatian		
Conservation		
All Other		

CAPITAL DEBT AUTHORIZED, DECEMBER 31, 1980

ISSUED AND UNISSUED	GROSS DEBT	NET DEBT
School	14,448,090	1,208,576
Self-liquidating	720,000	
Other	6,036,841	5,936,841
Total	21,204,931	7,145,417
ISSUED AND OUTSTANDING		
School		14,296,758.30
Self-Liquidating		500,000.00
Other		4,409,980.50
Total		19,206,738.80
EQUALIZED VALUATION BASIS FOR NET DEBT COMPUTATION		300,474,124

REAL PROPERTY VALUATIONS

Code	Class	# of Parcels	% VAL'N	ASSESSED VALUATION
1	Vacant Land	1147	5.42	9,453,865.00
2	Residential	3972	81.53	142,167,072.00
3	Farm	454	5.02	8,761,167.00
4a	Commercial	120	5.41	9,437,950.00
4b	Industrial	23	2.61	4,554,420.00
4c	Apartments			
Total		5716		174,374,474.00

Land Area 30.35 Sq. Miles

Net Valuation Taxable-Municipal	176,658,418
Net Valuation Taxable-County	319,747,399
State Equalized Valuation	367,389,627
State Equalization Ratio	47.76

1980 PROPERTY TAX		
STATE EQUALIZED TAX RATE		
Local District School Taxes	1.09	4,042,743.00
Regional & Consolidated School Tax	.47	1,726,246.54
School Taxes in Municipal Budget		
County Taxes	.49	* 1,818,748.87
County Library Taxes	.02	67,248.84
Local Municipal Purpose Taxes	.29	1,075,348.68
Veteran & Senior Citizen Taxes		55,300.00
Total Taxes for Rate Computation	2.36	8,785,635.93
Special District Taxes		348,510.70
Bank Corp. Taxes		6,636.40
Added and Omitted Taxes		295,297.35
Total Taxes Levied - ABSTRACT		9,380,780.38
Total Taxes Billed		9,374,196.32
1980 TAXES COLLECTED		9,105,523.95
1980 Taxes Cancelled, Abated or Adjusted		6,013.56
Transfer to Tax Title Liens or Foreclosed		30,353.20
Balance Outstanding Dec. 31, 1980		232,305.61
PRIOR YEARS TAXES OUTSTANDING		
Balance January 1, 1980		209,916.62
Collected in 1980		161,290.39
Cancelled, Abated or Adjusted 1980		
Transfers to Tax Title Liens or Foreclosed		31,802.86
Balance December 31, 1980		16,823.37
TAX TITLE LIENS OUTSTANDING		
Balance January 1, 1980		263,517.41
Transfer From Taxes		62,334.26
Redeemed in 1980		47,810.13
Cancelled, Abated or Adjusted (1980)		
Transfers to Foreclosed Property		
Balance December 31, 1980		278,041.54
PROPERTY ACQUIRED BY DEED OR FORECLOSURE		
Balance January 1, 1980		112,630.00
Transfers From Taxes or Liens		
Sale for Cash (1980)		
Cancelled, Abated or Adjusted (1980)		
Balance December 31, 1980		112,630.00
CURRENT FINANCES DECEMBER 31, 1980		
ASSETS		
Cash Dec. 31, 1980		2,395,757.02
Taxes Receivable		249,128.98
Tax Title Liens		278,041.54
Foreclosed Property		112,630.00
Emergencies & Other Deferred Charges		6,573.28
State and Federal Aid Receivable		126,743.98
Other Receivables		533,948.88
Total		3,702,823.68
LIABILITIES, RESERVES, AND SURPLUS		
Cash Liabilities		1,942,275.71
Reserves for Receivables		1,127,486.40
Surplus Dec. 31, 1980		633,061.57
Total		3,702,823.68

*Includes County Health Service Taxes or County Vocational School Taxes. See Table 13, pgs. 675, 676.

1329

Population 1970 9,170
Population 1980 8,837
S & P Rating
Moody Rating A

General Tax Rate Per $100. 3.66
State Equalized Tax Rate 2.99

MATAWAN BOROUGH – MONMOUTH CO.

Form of Government:
Borough Council
Number of Members on Governing Body 6

PER CAPITA:		PER CENT:	
Gross Debt	687.54	Gross Debt	4.61
Net Debt	252.76	Net Debt	1.70
Debt Service	30.45	Tax Levy Collected	93.38
Total Tax Levy	507.76	Tax Levy Cancelled, Abated or Adjusted	.38
Municipal Expenditures	279.91		

EXPENDITURES		
GENERAL GOVERNMENT		
Governing Body & Public Boards		150.00
Municipal Clerk		
Financial Administration		19,426.00
Assessment of Taxes		21,030.00
Collection of Taxes		15,548.00
Planning, Housing & Development		13,900.00
Human Resources		260.00
Elections		3,157.00
General Administration (other)		190,542.82
JUDICIARY		
Municipal Courts		15,314.00
PUBLIC SAFETY		
Fire Protection		50,000.00
Police Protection		598,332.14
Civil Defense & Disaster Control		500.00
Environmental Inspection & Control		7,754.00
Other Public Safety		
PUBLIC WORKS		
Streets and Drainage		261,379.00
Sewers and Sewage Processing		
Garbage and Trash Disposal		120,230.00
Public Buildings and Grounds		95,284.00
Other Public Works		
HEALTH and WELFARE		
Health Services Except Environmental		113,176.00
Welfare-Public Assistance		4,000.00
Hospitals, Clinics, First Aid		
Animal, Insect, & Rodent Control		
Other Welfare Services		750.00
RECREATION and CONSERVATION		
Beaches and Boardwalks		
Parks, Playgrounds, Shade Trees		7,630.00
Land Reclamation & Conservation		450.00
Other Recreational Services		34,962.00
EDUCATION (excluding schools)		
Libraries		59,522.00
Other Educational Services		3,475.00
STATUTORY EXPENDITURES		
Pensions & F. I. C. A.		109,366.86
Employee Fringe Benefits		40,858.83
Other Statutory Expenditures		6,815.00
CETA And Other Public Employment Programs		124,969.98
MUNICIPAL FUNCTIONS	TOTAL	1,918,782.63
CAPITAL IMPROVEMENTS	*MEMO*	
DEBT SERVICE		
Principal Payments		142,000.00
Interest Payments		127,055.50
DEFERRED CHARGES		16,117.30
SCHOOL, COUNTY, SPECIAL DISTRICT TAXES		3,406,692.89
RESERVE FOR UNCOLLECTED TAXES		269,603.16
EXPENDITURES	TOTAL	5,880,251.48

REVENUES-REALIZED		
1980 Property Taxes Collected		4,174,885.67
1980 Payments in Lieu of Taxes		31,250.00
Delinquent Tax & Lien Collections		142,158.27
Business Personalty Replacement Taxes		50,302.48
Taxes from Public Utilities		615,635.00
Other Miscellaneous Tax Revenues		
State Aid Revenues		173,862.39
Federal Aid Revenues		102,069.45
State and Local Fiscal Assistance Act Utilized		90,306.00
Sale of Acquired Property		
Other Miscellaneous Revenues		162,768.09
	Total	5,543,237.35
Prior Years Surplus Appropriated		120,000.00
REVENUES	TOTAL	5,663,237.35
Reserve For Uncollected Taxes		269,603.16
CAPITAL OUTLAY	TOTAL	337,910.26
Public Enterprises		195,875.59
Recreation—Culture		3,629.83
Public Works		100,141.52
Buildings and Grounds		2,189.00
Library and Education		32,074.32
Conservation		
All Other		

CAPITAL DEBT AUTHORIZED, DECEMBER 31, 1980

ISSUED AND UNISSUED	GROSS DEBT	NET DEBT
School	1,295,585	
Self-liquidating	2,546,508	
Other	2,233,670	2,233,670
Total	6,075,763	2,233,670

ISSUED AND OUTSTANDING	
School	1,295,585.27
Self-Liquidating	2,100,000.00
Other	1,780,000.00
Total	5,175,585.27
EQUALIZED VALUATION BASIS FOR NET DEBT COMPUTATION	131,775,920

REAL PROPERTY VALUATIONS

Code	Class	# of Parcels	% VAL'N	ASSESSED VALUATION
1	Vacant Land	198	1.82	2,187,550.00
2	Residential	1935	74.20	89,309,450.00
3	Farm			
4a	Commercial	131	11.40	13,727,000.00
4b	Industrial	11	2.41	2,903,500.00
4c	Apartments	17	10.17	12,235,400.00
Total		2292		120,362,900.00

Land Area 2.26 Sq. Miles

Net Valuation Taxable-Municipal	121,427,471
Net Valuation Taxable-County	136,542,504
State Equalized Valuation	148,168,360
State Equalization Ratio	81.83

1980 PROPERTY TAX		
STATE EQUALIZED TAX RATE		
Local District School Taxes		
Regional & Consolidated School Tax	1.79	2,652,046.91
School Taxes in Municipal Budget		
County Taxes	.51	754,645.98
County Library Taxes		
Local Municipal Purpose Taxes	.70	1,041,691.00
Veteran & Senior Citizen Taxes		49,570.00
Total Taxes for Rate Computation	3.00	4,497,953.89
Special District Taxes		
Bank Corp. Taxes		15,520.95
Added and Omitted Taxes		23,212.57
Total Taxes Levied - ABSTRACT		4,487,117.41
Total Taxes Billed		4,471,017.76
1980 TAXES COLLECTED		4,174,885.67
1980 Taxes Cancelled, Abated or Adjusted		17,153.85
Transfer to Tax Title Liens or Foreclosed		80,344.26
Balance Outstanding Dec. 31, 1980		198,633.98
PRIOR YEARS TAXES OUTSTANDING		
Balance January 1, 1980		136,620.31
Collected in 1980		112,694.46
Cancelled, Abated or Adjusted 1980		6,113.34
Transfers to Tax Title Liens or Foreclosed		15,092.76
Balance December 31, 1980		2,719.75
TAX TITLE LIENS OUTSTANDING		
Balance January 1, 1980		62,590.40
Transfer From Taxes		98,032.61
Redeemed in 1980		29,463.81
Cancelled, Abated or Adjusted (1980)		
Transfers to Foreclosed Property		
Balance December 31, 1980		131,159.20
PROPERTY ACQUIRED BY DEED OR FORECLOSURE		
Balance January 1, 1980		16,000.00
Transfers From Taxes or Liens		
Sale for Cash (1980)		
Cancelled, Abated or Adjusted (1980)		
Balance December 31, 1980		16,000.00

CURRENT FINANCES DECEMBER 31, 1980 ASSETS	
Cash Dec. 31, 1980	294,098.06
Taxes Receivable	201,353.73
Tax Title Liens	131,159.20
Foreclosed Property	16,000.00
Emergencies & Other Deferred Charges	21,727.48
State and Federal Aid Receivable	14,866.00
Other Receivables	17,261.81
Total	696,466.28
LIABILITIES, RESERVES, AND SURPLUS	
Cash Liabilities	162,909.23
Reserves for Receivables	365,774.74
Surplus Dec. 31, 1980	167,782.31
Total	696,466.28

1980/3000

0609

Population 1970 3,750
Population 1980 4,577
S & P Roting
Moody Roting

Generol Tax Rote Per $100. 5.25
Stote Equolized Tax Rote 2.73

MAURICE RIVER TOWNSHIP — CUMBERLAND COUNTY

Form of Government:
Township Committee
Number of Members on Governing Body 3

PER CAPITA		PER CENT:	
Gross Debt	98.76	Gross Debt	1.14
Net Debt	36.06	Net Debt	.42
Debt Service	10.94	Tox Levy Collected	84.63
Totol Tox Levy	297.95	Tox Levy Concelled, Abated or Adjusted	.31
Municipol Expenditures	212.32		

EXPENDITURES	
GENERAL GOVERNMENT	
Governing Body & Public Boords	12,500.00
Municipol Clerk	8,160.00
Finonciol Administrotion	21,078.00
Assessment of Toxes	51,000.00
Collection of Taxes	17,500.00
Plonning, Housing & Development	6,500.00
Humon Resources	
Elections	1,500.00
General Administration (other)	92,600.00
JUDICIARY	
Municipol Courts	25,900.00
PUBLIC SAFETY	
Fire Protection	31,700.00
Police Protection	3,850.00
Civil Defense & Disaster Control	2,000.00
Environmentol Inspection & Control	10,200.00
Other Public Safety	
PUBLIC WORKS	
Streets ond Drainoge	287,535.52
Sewers and Sewoge Processing	
Gorboge ond Trash Disposal	26,219.70
Public Buildings ond Grounds	11,792.00
Other Public Works	
HEALTH and WELFARE	
Heolth Services Except Environmentol	125.00
Welfore-Public Assistonce	20,470.00
Hospitols, Clinics, First Aid	2,000.00
Animol, Insect, & Rodent Control	12,700.00
Other Welfore Services	
RECREATION ond CONSERVATION	
Beoches and Boordwolks	
Porks, Playgrounds, Shode Trees	
Lond Reclomotion & Conservation	
Other Recreotional Services	4,000.00
EDUCATION (excluding schools)	
Libraries	1,350.00
Other Educotionol Services	
STATUTORY EXPENDITURES	
Pensions & F. I. C. A.	29,087.00
Employee Fringe Benefits	19,000.00
Other Statutory Expenditures	1,500.00
CETA And Other Public Employment Programs	
MUNICIPAL FUNCTIONS TOTAL	700,267.22
CAPITAL IMPROVEMENTS *MEMO*	2,000.00
DEBT SERVICE	
Principal Payments	39,567.00
Interest Payments	10,497.67
DEFERRED CHARGES	
SCHOOL, COUNTY, SPECIAL DISTRICT TAXES	1,165,917.35
RESERVE FOR UNCOLLECTED TAXES	221,442.38
EXPENDITURES TOTAL	2,137,691.62

REVENUES-REALIZED	
1980 Property Toxes Collected	1,124,719.33
1980 Poyments in Lieu of Toxes	5,345.15
Delinquent Tox & Lien Collections	125,406.52
Business Personolty Replacement Toxes	59,275.60
Taxes from Public Utilities	216,541.00
Other Miscelloneous Tox Revenues	79,000.00
Stote Aid Revenues	34,299.53
Federol Aid Revenues	
Stote ond Locol Fiscol Assistonce Act Utilized	69,768.52
Sole of Acquired Property	8,145.00
Other Miscellaneous Revenues	140,995.54
Total	1,863,496.19
Prior Yeors Surplus Appropriated	232,000.00
REVENUES TOTAL	2,095,496.19
Reserve For Uncollected Taxes	221,442.38
CAPITAL OUTLAY TOTAL	8,430.00
Public Enterprises	
Recreotion—Culture	
Public Works	8,430.00
Buildings ond Grounds	
Library and Educotion	
Conservotion	
All Other	

CAPITAL DEBT AUTHORIZED, DECEMBER 31, 1980

ISSUED AND UNISSUED	GROSS DEBT	NET DEBT
School	287,000	
Self-liquidating		
Other	165,033	165,033
Totol	452,033	165,033

ISSUED AND OUTSTANDING	
School	287,000.00
Self-Liquidoting	
Other	144,133.00
Total	431,133.00
EQUALIZED VALUATION BASIS FOR NET DEBT COMPUTATION	39,616,807

REAL PROPERTY VALUATIONS

Code	Class	# of Parcels	% VAL'N	ASSESSED VALUATION
1	Vocont Lond	2798	27.33	6,861,224.00
2	Residentiol	1286	56.80	14,256,478.00
3	Farm	58	3.15	792,204.00
4o	Commerciol	47	2.79	700,168.00
4b	Industriol	28	9.92	2,491,174.00
4c	Apartments			
Total		4217		25,101,248.00

Land Area 94.70 Sq. Miles

Net Valuation Taxable-Municipal	25,774,761
Net Valuation Taxable-County	43,950,956
State Equalized Valuation	48,898,190
State Equalization Ratio	52.06

1980 PROPERTY TAX		
STATE EQUALIZED TAX RATE		
Locol District School Taxes	1.45	716,496.00
Regionol & Consolidoted School Tox		
School Toxes in Municipal Budget		
County Toxes	.90	* 445,421.35
County Library Toxes		
Locol Municipol Purpose Taxes	.39	190,733.23
Veteron & Senior Citizen Taxes		1,091,200.00
Total Toxes for Rote Computotion	2.74	2,443,850.58
Speciol District Toxes		4,000.00
Bonk Corp. Taxes		
Added ond Omitted Toxes		7,050.98
Totol Toxes Levied - ABSTRACT		1,363,701.56
Total Toxes Billed		1,329,046.80
1980 TAXES COLLECTED		1,124,719.33
1980 Toxes Concelled, Aboted or Adjusted		4,130.41
Tronsfer to Tox Title Liens or Foreclosed		56,517.92
Bolonce Outstonding Dec. 31, 1980		143,679.14
PRIOR YEARS TAXES OUTSTANDING		
Bolonce Jonuory 1, 1980		113,785.52
Collected in 1980		105,383.16
Concelled, Aboted or Adjusted 1980		149.93
Tronsfers to Tax Title Liens or Foreclosed		8,234.72
Bolonce December 31, 1980		17.71
TAX TITLE LIENS OUTSTANDING		
Bolonce Jonuory 1, 1980		163,904.33
Tronsfer From Toxes		66,988.64
Redeemed in 1980		20,023.36
Concelled, Aboted or Adjusted (1980)		
Tronsfers to Foreclosed Property		
Bolonce December 31, 1980		210,869.61
PROPERTY ACQUIRED BY DEED OR FORECLOSURE		
Bolonce Jonuory 1, 1980		15,446.79
Tronsfers From Toxes or Liens		
Sole for Cosh (1980)		
Concelled, Aboted or Adjusted (1980)		
Bolonce December 31, 1980		15,446.79
CURRENT FINANCES DECEMBER 31, 1980		
ASSETS		
Cash Dec. 31, 1980		775,635.57
Toxes Receivable		143,696.85
Tax Title Liens		210,869.61
Foreclosed Property		15,446.79
Emergencies & Other Deferred Chorges		887.00
Stote and Federol Aid Receivoble		79,000.00
Other Receivobles		10,844.62
Total		1,236,380.44
LIABILITIES, RESERVES, AND SURPLUS		
Cosh Liabilities		551,965.93
Reserves for Receivobles		380,857.87
Surplus Dec. 31, 1980		303,556.64
Totol		1,236,380.44

*Includes County Health Service Taxes or County Vocational School Taxes. See Table 13, pgs. 675, 676.

0234

Population 1970 11,100
Population 1980 9,895
S & P Rating
Moody Rating A-1

General Tax Rate Per $100. 2.74
State Equalized Tax Rate 2.29

MAYWOOD BOROUGH — BERGEN COUNTY

Form of Government:
Borough Council
Number of Members on Governing Body 6

PER CAPITA:		PER CENT:	
Gross Debt	123.42	Gross Debt	.56
Net Debt	96.97	Net Debt	.44
Debt Service	13.06	Tax Levy Collected	99.20
Total Tax Levy	546.70	Tax Levy Cancelled, Abated, or Adjusted	.26
Municipal Expenditures	246.96		

EXPENDITURES	
GENERAL GOVERNMENT	
Governing Body & Public Boards	
Municipal Clerk	
Financial Administration	
Assessment of Taxes	26,618.00
Collection of Taxes	41,964.00
Planning, Housing & Development	5,838.00
Human Resources	2,310.00
Elections	2,500.00
General Administration (other)	280,343.00
JUDICIARY	
Municipal Courts	31,280.00
PUBLIC SAFETY	
Fire Protection	96,097.00
Police Protection	631,315.00
Civil Defense & Disaster Control	5,220.00
Environmental Inspection & Control	39,581.00
Other Public Safety	1,102.00
PUBLIC WORKS	
Streets and Drainage	223,661.00
Sewers and Sewage Processing	
Garbage and Trash Disposal	128,589.00
Public Buildings and Grounds	90,405.00
Other Public Works	
HEALTH and WELFARE	
Health Services Except Environmental	23,636.00
Welfare-Public Assistance	2,825.00
Hospitals, Clinics, First Aid	5,100.00
Animal, Insect, & Radent Control	
Other Welfare Services	213.00
RECREATION and CONSERVATION	
Beaches and Boardwalks	
Parks, Playgrounds, Shade Trees	33,276.00
Land Reclamation & Conservation	
Other Recreational Services	31,009.00
EDUCATION (excluding schools)	
Libraries	110,500.00
Other Educational Services	
STATUTORY EXPENDITURES	
Pensions & F. I. C. A.	161,858.25
Employee Fringe Benefits	46,305.00
Other Statutory Expenditures	11,500.00
CETA And Other Public Employment Programs	18,000.00
MUNICIPAL FUNCTIONS TOTAL	2,051,445.25
CAPITAL IMPROVEMENTS *MEMO*	4,080.00
DEBT SERVICE	
Principal Payments	80,000.00
Interest Payments	49,180.50
DEFERRED CHARGES	182,643.95
SCHOOL, COUNTY, SPECIAL DISTRICT TAXES	4,107,695.58
RESERVE FOR UNCOLLECTED TAXES	80,439.80
EXPENDITURES TOTAL	6,551,405.08

REVENUES-REALIZED	
1980 Property Taxes Collected	5,368,511.07
1980 Payments in Lieu of Taxes	
Delinquent Tax & Lien Collections	33,005.05
Business Personalty Replacement Taxes	158,801.04
Taxes from Public Utilities	398,081.00
Other Miscellaneous Tax Revenues	
State Aid Revenues	85,474.77
Federal Aid Revenues	8,619.23
State and Local Fiscal Assistance Act Utilized	87,422.20
Sale of Acquired Property	
Other Miscellaneous Revenues	216,476.12
Total	6,356,390.48
Prior Years Surplus Appropriated	300,000.00
REVENUES TOTAL	6,656,390.48
Reserve For Uncollected Taxes	80,439.80
CAPITAL OUTLAY TOTAL	123,065.75
Public Enterprises	44,445.74
Recreation—Culture	
Public Works	78,620.01
Buildings and Grounds	
Library and Education	
Conservation	
All Other	

CAPITAL DEBT AUTHORIZED, DECEMBER 31, 1980

ISSUED AND UNISSUED	GROSS DEBT	NET DEBT
School	104,000	
Self-liquidating	157,750	
Other	959,500	959,500
Total	1,221,250	959,500

ISSUED AND OUTSTANDING	
School	104,000.00
Self-Liquidating	115,000.00
Other	959,500.00
Total	1,178,500.00
EQUALIZED VALUATION BASIS FOR NET DEBT COMPUTATION	217,803,028

REAL PROPERTY VALUATIONS

Code	Class	# of Parcels	% VAL'N	ASSESSED VALUATION
1	Vacant Land	77	.65	1,260,900.00
2	Residential	2722	77.15	150,565,700.00
3	Farm			
4a	Commercial	93	7.70	15,020,900.00
4b	Industrial	28	10.21	19,925,200.00
4c	Apartments	11	4.29	8,379,500.00
Total		2931		195,152,200.00

Land Area 1.30 Sq. Miles

Net Valuation Taxable-Municipal	196,695,576
Net Valuation Taxable-County	225,116,748
State Equalized Valuation	234,870,485
State Equalization Ratio	83.64

1980 PROPERTY TAX		
STATE EQUALIZED TAX RATE →		
Local District School Taxes	1.40	3,289,231.00
Regional & Consolidated School Tax		
School Taxes in Municipal Budget		
County Taxes	.35	818,464.58
County Library Taxes		
Local Municipal Purpose Taxes	.54	1,270,233.20
Veteran & Senior Citizen Taxes		91,300.00
Total Taxes for Rate Computation	2.29	5,469,228.78
Special District Taxes		
Bank Corp. Taxes		9,385.82
Added and Omitted Taxes		22,326.20
Total Taxes Levied - ABSTRACT		5,409,640.80
Total Taxes Billed		5,411,784.98
1980 TAXES COLLECTED		5,368,511.07
1980 Taxes Cancelled, Abated or Adjusted		14,113.20
Transfer to Tax Title Liens or Foreclosed		564.44
Balance Outstanding Dec. 31, 1980		28,596.27
PRIOR YEARS TAXES OUTSTANDING		
Balance January 1, 1980		33,250.57
Collected in 1980		33,005.05
Cancelled, Abated or Adjusted 1980		
Transfers to Tax Title Liens or Foreclosed		
Balance December 31, 1980		245.52
TAX TITLE LIENS OUTSTANDING		
Balance January 1, 1980		4,706.43
Transfer From Taxes		564.44
Redeemed in 1980		
Cancelled, Abated or Adjusted (1980)		
Transfers to Foreclosed Property		
Balance December 31, 1980		5,270.87
PROPERTY ACQUIRED BY DEED OR FORECLOSURE		
Balance January 1, 1980		14,820.00
Transfers From Taxes or Liens		
Sale for Cash (1980)		
Cancelled, Abated or Adjusted (1980)		
Balance December 31, 1980		14,820.00

CURRENT FINANCES DECEMBER 31, 1980	
ASSETS	
Cash Dec. 31, 1980	1,335,863.38
Taxes Receivable	28,841.79
Tax Title Liens	5,270.87
Foreclosed Property	14,820.00
Emergencies & Other Deferred Charges	9,000.00
State and Federal Aid Receivable	13,271.00
Other Receivables	4,002.65
Total	1,411,069.69
LIABILITIES, RESERVES, AND SURPLUS	
Cash Liabilities	1,107,589.09
Reserves for Receivables	53,572.16
Surplus Dec. 31, 1980	249,908.44
Total	1,411,069.69

0320

Popolution 1970 8,420
Papolution 1980 17,471
S & P Roting
Moody Roting

Generol Tax Rote Per $100. 2.83
State Equolized Tax Rote 2.21

MEDFORD TOWNSHIP — BURLINGTON COUNTY

Form of Government:
Council-Manager Plan E (OMCL50)
Number of Members on Governing Body 5

PER CAPITA:		PER CENT:	
Gross Debt	815.91	Gross Debt	4.42
Net Debt	181.71	Net Debt	.98
Debt Service	15.55	Tax Levy Collected	95.63
Total Tax Levy	522.52	Tax Levy Cancelled, Abated or Adjusted	.52
Municipol Expenditures	198.26		

EXPENDITURES	
GENERAL GOVERNMENT	
Governing Body & Public Boords	11,000.00
Municipal Clerk	58,520.00
Financial Administrotion	36,358.00
Assessment of Taxes	41,415.00
Collection of Taxes	45,575.00
Planning, Housing & Development	165,060.00
Human Resources	
Elections	
General Administrotion (other)	279,051.00
JUDICIARY	
Municipol Courts	32,160.00
PUBLIC SAFETY	
Fire Protection	50,226.00
Police Protection	804,236.00
Civil Defense & Disoster Control	200.00
Environmentol Inspection & Control	57,525.00
Other Public Sofety	
PUBLIC WORKS	
Streets and Drainage	267,829.00
Sewers and Sewage Processing	
Gorboge and Trosh Disposal	232,022.00
Public Buildings and Grounds	97,837.00
Other Public Works	3,414.00
HEALTH and WELFARE	
Heolth Services Except Environmentol	
Welfare-Public Assistance	4,145.00
Hospitols, Clinics, First Aid	
Animol, Insect, & Rodent Control	
Other Welfore Services	
RECREATION and CONSERVATION	
Beaches and Boardwolks	
Porks, Ploygrounds, Shade Trees	46,805.00
Lond Reclamotion & Conservotion	1,000.00
Other Recreotionol Services	65,631.00
EDUCATION (excluding schools)	
Libraries	19,000.00
Other Educotionol Services	
STATUTORY EXPENDITURES	
Pensions & F. I. C. A.	188,955.00
Employee Fringe Benefits	62,200.00
Other Statutory Expenditures	8,000.00
CETA And Other Public Employment Programs	18,510.00
MUNICIPAL FUNCTIONS TOTAL	2,596,674.00
CAPITAL IMPROVEMENTS *MEMO*	15,000.00
DEBT SERVICE	
Principal Payments	254,077.25
Interest Payments	17,595.00
DEFERRED CHARGES	21,929.64
SCHOOL, COUNTY, SPECIAL DISTRICT TAXES	7,775,688.55
RESERVE FOR UNCOLLECTED TAXES	573,604.48
EXPENDITURES TOTAL	11,239,568.96

REVENUES-REALIZED	
1980 Property Taxes Collected	8,723,841.26
1980 Payments in Lieu of Taxes	
Delinquent Tax & Lien Collections	567,723.97
Business Personolty Replocement Taxes	87,655.95
Taxes from Public Utilities	873,362.74
Other Miscelloneous Tax Revenues	
State Aid Revenues	189,414.19
Federal Aid Revenues	15,571.93
State ond Locol Fiscol Assistonce Act Utilized	130,455.89
Sale of Acquired Property	
Other Miscellaneous Revenues	383,704.64
Totol	10,971,730.57
Prior Yeors Surplus Appropriated	625,000.00
REVENUES TOTAL	11,596,730.57
Reserve For Uncollected Taxes	573,604.48
CAPITAL OUTLAY TOTAL	460,471.26
Public Enterprises	314,615.85
Recreation—Culture	41,514.49
Public Works	93,296.62
Buildings and Grounds	11,044.30
Library and Educotion	
Conservotion	
All Other	

CAPITAL DEBT AUTHORIZED, DECEMBER 31, 1980

ISSUED AND UNISSUED	GROSS DEBT	NET DEBT
School	7,403,049	
Self-liquidating	5,078,750	1,401,664
Other	1,772,970	1,772,970
Totol	14,254,769	3,174,634

ISSUED AND OUTSTANDING	
School	7,403,049.48
Self-Liquidoting	4,171,000.00
Other	1,772,745.00
Total	13,346,794.48
EQUALIZED VALUATION BASIS FOR NET DEBT COMPUTATION	322,537,867

REAL PROPERTY VALUATIONS

Code	Class	# of Porcels	% VAL'N	ASSESSED VALUATION
1	Vacont Lond	1383	8.35	25,713,500.00
2	Residentiol	4402	77.27	237,886,700.00
3	Farm	247	1.88	5,813,950.00
4o	Commercial	178	8.05	24,785,900.00
4b	Industrial	8	.60	1,855,000.00
4c	Aportments	5	3.84	11,817,800.00
Total		6223		307,872,850.00

Land Area 40.29 Sq. Miles

Net Valuation Taxable-Municipal	312,370,928
Net Valuation Taxable-County	359,491,323
State Equalized Valuation	397,594,158
State Equalization Ratio	78.32

1980 PROPERTY TAX		
STATE EQUALIZED TAX RATE		
Local District School Taxes	.91	3,620,743.00
Regionol & Consolidated School Tax	.46	1,842,533.81
School Taxes in Municipal Budget		
County Taxes	.55	2,192,593.27
County Library Taxes	.03	119,818.51
Locol Municipol Purpose Toxes	.27	1,063,677.47
Veteran & Senior Citizen Toxes		71,500.00
Total Taxes for Rote Computation	2.22	8,910,866.06
Special District Toxes		
Bank Corp. Toxes		16,202.89
Added and Omitted Toxes		273,401.52
Totol Toxes Levied - ABSTRACT		9,128,970.47
Totol Toxes Billed		9,122,304.58
1980 TAXES COLLECTED		8,723,841.26
1980 Taxes Cancelled, Abated or Adjusted		47,538.63
Transfer to Tox Title Liens or Foreclosed		15,061.21
Balance Outstanding Dec. 31, 1980		335,863.48
PRIOR YEARS TAXES OUTSTANDING		
Balance Jonuary 1, 1980		312,087.91
Collected in 1980		299,915.72
Cancelled, Abated or Adjusted 1980		10,334.77
Transfers to Tax Title Liens or Foreclosed		131.43
Balance December 31, 1980		1,705.99
TAX TITLE LIENS OUTSTANDING		
Balance Jonuary 1, 1980		276,880.74
Transfer From Toxes		15,192.64
Redeemed in 1980		267,808.25
Cancelled, Abated or Adjusted (1980)		
Transfers to Foreclosed Property		
Balance December 31, 1980		24,265.13
PROPERTY ACQUIRED BY DEED OR FORECLOSURE		
Balance Jonuary 1, 1980		
Transfers From Toxes or Liens		
Sale for Cash (1980)		
Cancelled, Abated or Adjusted (1980)		
Balance December 31, 1980		
CURRENT FINANCES DECEMBER 31, 1980		
ASSETS		
Cash Dec 31, 1980		2,993,576.34
Taxes Receivable		337,569.47
Tax Title Liens		24,265.13
Foreclosed Property		
Emergencies & Other Deferred Charges		27,380.89
State and Federol Aid Receivable		40,781.00
Other Receivables		112,395.11
Total		3,535,967.94
LIABILITIES, RESERVES, AND SURPLUS		
Cash Liabilities		2,051,803.45
Reserves for Receivables		474,229.71
Surplus Dec. 31, 1980		1,009,934.78
Total		3,535,967.94

1980/3000

0321

Papulation 1970 4,815
Papulation 1980 4,958
S & P Rating
Moody Rating

General Tax Rate Per $100. 4.20
State Equalized Tax Rate 2.44

MEDFORD LAKES BOROUGH — BURLINGTON COUNTY

Form of Government:
Council-Manager (1923)
Number of Members on Governing Body 3

PER CAPITA:		PER CENT:	
Gross Debt	429.90	Gross Debt	2.46
Net Debt	147.60	Net Debt	.85
Debt Service	7.83	Tax Levy Collected	97.39
Total Tax Levy	492.11	Tax Levy Cancelled, Abated or Adjusted	
Municipal Expenditures	169.20		

EXPENDITURES	
GENERAL GOVERNMENT	
Governing Body & Public Boards	
Municipal Clerk	
Financial Administration	6,000.00
Assessment of Taxes	8,835.00
Collection of Taxes	1,800.00
Planning, Housing & Development	4,965.00
Human Resources	
Elections	
General Administratian (other)	175,200.00
JUDICIARY	
Municipal Courts	12,025.00
PUBLIC SAFETY	
Fire Pratection	11,000.00
Police Protection	205,000.00
Civil Defense & Disaster Cantral	500.00
Enviranmental Inspectian & Control	5,800.00
Other Public Safety	
PUBLIC WORKS	
Streets and Drainage	117,248.00
Sewers and Sewage Processing	
Garbage and Trash Dispasal	62,350.00
Public Buildings and Grounds	16,200.00
Other Public Works	
HEALTH and WELFARE	
Health Services Except Enviranmental	100.00
Welfare-Public Assistance	3,452.50
Hospitals, Clinics, First Aid	
Animal, Insect, & Rodent Control	
Other Welfare Services	
RECREATION and CONSERVATION	
Beaches and Boardwalks	
Parks, Playgrounds, Shade Trees	
Land Reclamation & Canservatian	300.00
Other Recreatianal Services	
EDUCATION (excluding schaals)	
Libraries	
Other Educatianal Services	
STATUTORY EXPENDITURES	
Pensions & F. I. C. A.	52,200.00
Employee Fringe Benefits	18,000.00
Other Statutory Expenditures	5,000.00
CETA And Other Public Emplayment Programs	7,175.42
MUNICIPAL FUNCTIONS TOTAL	713,150.92
CAPITAL IMPROVEMENTS *MEMO*	14,000.00
DEBT SERVICE	
Principal Payments	16,100.00
Interest Payments	22,725.20
DEFERRED CHARGES	17,266.67
SCHOOL, COUNTY, SPECIAL DISTRICT TAXES	1,948,675.91
RESERVE FOR UNCOLLECTED TAXES	69,640.12
EXPENDITURES TOTAL	2,787,558.82

REVENUES-REALIZED		
1980 Property Taxes Collected		2,374,936.29
1980 Payments in Lieu of Taxes		
Delinquent Tax & Lien Collections		44,570.03
Business Personalty Replacement Taxes		6,492.87
Taxes from Public Utilities		152,677.00
Other Miscellaneous Tax Revenues		
State Aid Revenues		34,857.72
Federal Aid Revenues		8,077.64
State and Local Fiscal Assistance Act Utilized		28,082.00
Sale of Acquired Property		
Other Miscellaneous Revenues		175,021.70
	Total	2,824,715.25
Prior Years Surplus Appropriated		120,000.00
REVENUES	TOTAL	2,944,715.25
Reserve For Uncollected Taxes		69,640.12
CAPITAL OUTLAY	TOTAL	83,526.61
Public Enterprises		
Recreation—Culture		
Public Works		53,977.41
Buildings and Grounds		29,549.20
Library and Educatian		
Conservation		
All Other		

CAPITAL DEBT AUTHORIZED, DECEMBER 31, 1980

ISSUED AND UNISSUED	GROSS DEBT	NET DEBT
School	1,399,619	
Self-liquidating	169,300	169,300
Other	562,500	562,500
Total	2,131,419	731,800

ISSUED AND OUTSTANDING	
Schaol	1,239,619.80
Self-Liquidating	169,300.00
Other	430,700.00
Total	1,839,619.80
EQUALIZED VALUATION BASIS FOR NET DEBT COMPUTATION	86,491,621

REAL PROPERTY VALUATIONS

Code	Class	# of Parcels	% VAL'N	ASSESSED VALUATION
1	Vacant Land	91	.65	373,746.00
2	Residential	1507	97.81	56,163,620.00
3	Farm			
4a	Commercial	13	1.54	885,500.00
4b	Industrial			
4c	Apartments			
Total		1611		57,422,866.00

Land Area 1.25 Sq. Miles	
Net Valuation Taxable-Municipal	57,666,571
Net Valuation Taxable-County	88,066,978
State Equalized Valuatian	98,959,308
State Equalizatian Ratia	58.17

1980 PROPERTY TAX		
STATE EQUALIZED TAX RATE		
Local District School Taxes	.78	773,828.00
Regional & Cansolidated Schaal Tax	.61	606,642.60
School Taxes in Municipal Budget		
County Taxes	.54	538,852.54
County Library Taxes	.03	29,352.77
Local Municipal Purpose Taxes	.48	470,984.25
Veteran & Senior Citizen Taxes		27,350.00
Total Taxes for Rate Computatian	2.44	2,447,010.16
Special District Taxes		
Bank Carp. Taxes		3,922.93
Added and Omitted Taxes		16,286.89
Total Taxes Levied - ABSTRACT		2,439,869.98
Total Taxes Billed		2,438,602.71
1980 TAXES COLLECTED		2,374,936.29
1980 Taxes Cancelled, Abated or Adjusted		
Transfer to Tax Title Liens or Foreclosed		928.20
Balance Outstanding Dec. 31, 1980		62,738.22
PRIOR YEARS TAXES OUTSTANDING		
Balance January 1, 1980		47,317.36
Collected in 1980		44,383.53
Cancelled, Abated or Adjusted 1980		
Transfers to Tax Title Liens or Fareclosed		32.16
Balance December 31, 1980		2,901.67
TAX TITLE LIENS OUTSTANDING		
Balance January 1, 1980		2,856.39
Transfer From Taxes		996.92
Redeemed in 1980		186.50
Cancelled, Abated or Adjusted (1980)		
Transfers ta Foreclosed Property		
Balance December 31, 1980		3,666.81
PROPERTY ACQUIRED BY DEED OR FORECLOSURE		
Balance January 1, 1980		
Transfers From Taxes ar Liens		
Sale for Cash (1980)		
Cancelled, Abated or Adjusted (1980)		
Balance December 31, 1980		

CURRENT FINANCES DECEMBER 31, 1980	
ASSETS	
Cash Dec. 31, 1980	866,037.50
Taxes Receivable	65,639.89
Tax Title Liens	3,666.81
Fareclosed Praperty	
Emergencies & Other Deferred Charges	17,893.08
State and Federal Aid Receivable	
Other Receivables	33,738.08
Tatal	986,975.36
LIABILITIES, RESERVES, AND SURPLUS	
Cash Liabilities	480,589.72
Reserves for Receivables	103,044.78
Surplus Dec. 31, 1980	403,340.86
Tatal	986,975.36

1418

Population 1970 .	3,750
Population 1980	4,899
S & P Rating	A+
Moody Rating	AA

General Tax Rate Per $100. 3.03

State Equalized Tax Rate 2.31

MENDHAM BOROUGH — MORRIS COUNTY

Form of Government:
Borough Council
Number of Members on Governing Body 6

PER CAPITA:		PER CENT:	
Gross Debt	783.72	Gross Debt	2.76
Net Debt	79.00	Net Debt	.28
Debt Service	35.11	Tax Levy Collected	99.09
Total Tax Levy	812.02	Tax Levy Cancelled, Abated or Adjusted	.15
Municipal Expenditures	288.14		

EXPENDITURES		REVENUES-REALIZED	
GENERAL GOVERNMENT			
Governing Body & Public Boards			
Municipal Clerk		1980 Property Taxes Collected	3,941,879.76
Financial Administration	22,675.00	1980 Payments in Lieu of Taxes	
Assessment of Taxes	10,635.00	Delinquent Tax & Lien Collections	31,679.85
Collection of Taxes	13,373.00	Business Personalty Replacement Taxes	47,001.72
Planning, Housing & Development	18,060.00	Taxes from Public Utilities	206,446.00
Human Resources		Other Miscellaneous Tax Revenues	
Elections		State Aid Revenues	32,361.39
General Administration (other)	162,128.00	Federal Aid Revenues	23,116.53
JUDICIARY		State and Local Fiscal Assistance Act Utilized	41,306.45
Municipal Courts	11,919.00	Sale of Acquired Property	
PUBLIC SAFETY		Other Miscellaneous Revenues	114,732.44
Fire Protection	16,860.00	Total	4,438,524.14
Police Protection	316,970.45	Prior Years Surplus Appropriated	320,000.00
Civil Defense & Disaster Control	1,123.00	REVENUES TOTAL	4,758,524.14
Environmental Inspection & Control	48,000.00	Reserve For Uncollected Taxes	171,981.46
Other Public Safety		CAPITAL OUTLAY TOTAL	312,859.63
PUBLIC WORKS			
Streets and Drainage	193,975.00	Public Enterprises	29,064.03
Sewers and Sewage Processing		Recreation—Culture	
Garbage and Trash Disposal		Public Works	213,623.23
Public Buildings and Grounds	39,856.01	Buildings and Grounds	70,172.37
Other Public Works	3,050.00	Library and Education	
HEALTH and WELFARE		Conservation	
Health Services Except Environmental	12,017.00	All Other	
Welfare-Public Assistance	2,484.00		
Hospitals, Clinics, First Aid			
Animal, Insect, & Rodent Control	5,000.00		
Other Welfare Services			
RECREATION and CONSERVATION			
Beaches and Boardwalks			
Parks, Playgrounds, Shade Trees	38,730.00		
Land Reclamation & Conservation	1,000.00		
Other Recreational Services			
EDUCATION (excluding schools)			
Libraries	7,000.00		
Other Educational Services			
STATUTORY EXPENDITURES			
Pensions & F. I. C. A.	85,425.49		
Employee Fringe Benefits	23,000.00		
Other Statutory Expenditures	2,000.00		
CETA And Other Public Employment Programs	24,354.00		
MUNICIPAL FUNCTIONS TOTAL	1,059,634.95		
CAPITAL IMPROVEMENTS *MEMO*	20,800.00		
DEBT SERVICE			
Principal Payments	140,000.00		
Interest Payments	31,982.39		
DEFERRED CHARGES	8,000.00		
SCHOOL, COUNTY, SPECIAL DISTRICT TAXES	3,122,411.19		
RESERVE FOR UNCOLLECTED TAXES	171,981.46		
EXPENDITURES TOTAL	4,534,009.99		

CAPITAL DEBT AUTHORIZED, DECEMBER 31, 1980

ISSUED AND UNISSUED	GROSS DEBT	NET DEBT
School	1,334,433	
Self-liquidating	1,295,000	387,000
Other	1,210,000	
Total	3,839,433	387,000

ISSUED AND OUTSTANDING	
School	1,334,433.74
Self-Liquidating	1,160,000.00
Other	1,071,500.00
Total	3,565,933.74
EQUALIZED VALUATION BASIS FOR NET DEBT COMPUTATION	139,296,473

REAL PROPERTY VALUATIONS

Code	Class	# of Parcels	% VAL'N	ASSESSED VALUATION
1	Vacant Land	197	4.41	5,577,600.00
2	Residential	1256	83.26	105,227,700.00
3	Farm	58	4.72	5,962,300.00
4a	Commercial	41	7.22	9,121,900.00
4b	Industrial			
4c	Apartments	4	.39	498,200.00
Total		1556		126,387,700.00

Land Area 6.00 Sq. Miles

Net Valuation Taxable-Municipal	127,587,640
Net Valuation Taxable-County	162,441,159
State Equalized Valuation	166,520,673
State Equalization Ratio	76.45

1980 PROPERTY TAX

STATE EQUALIZED TAX RATE		
Local District School Taxes	.86	1,432,018.75
Regional & Consolidated School Tax	.65	1,078,088.22
School Taxes in Municipal Budget		
County Taxes	.35	588,323.34
County Library Taxes	.01	23,980.88
Local Municipal Purpose Taxes	.45	742,809.00
Veteran & Seniar Citizen Taxes		23,380.00
Total Taxes for Rate Computation	2.32	3,888,600.19
Special District Taxes		
Bank Corp. Taxes		603.73
Added and Omitted Taxes		112,283.91
Total Taxes Levied - ABSTRACT		3,978,107.83
Total Taxes Billed		3,978,189.40
1980 TAXES COLLECTED		3,941,879.76
1980 Taxes Cancelled, Abated or Adjusted		5,957.38
Transfer to Tax Title Liens or Foreclosed		
Balance Outstanding Dec. 31, 1980		30,352.26

PRIOR YEARS TAXES OUTSTANDING	
Balance January 1, 1980	31,679.85
Collected in 1980	31,679.85
Cancelled, Abated or Adjusted 1980	
Transfers to Tax Title Liens or Foreclosed	
Balance December 31, 1980	
TAX TITLE LIENS OUTSTANDING	
Balance January 1, 1980	
Transfer From Taxes	
Redeemed in 1980	
Cancelled, Abated or Adjusted (1980)	
Transfers to Foreclosed Property	
Balance December 31, 1980	
PROPERTY ACQUIRED BY DEED OR FORECLOSURE	
Balance January 1, 1980	2,900.00
Transfers From Taxes or Liens	
Sale for Cash (1980)	
Cancelled. Abated or Adjusted (1980)	
Balance December 31, 1980	2,900.00

CURRENT FINANCES DECEMBER 31, 1980

ASSETS	
Cash Dec. 31, 1980	703,199.10
Taxes Receivable	30,352.26
Tax Title Liens	
Foreclosed Property	2,900.00
Emergencies & Other Deferred Charges	27,836.49
State and Federal Aid Receivable	670.00
Other Receivables	7,476.13
Total	772,433.98
LIABILITIES, RESERVES, AND SURPLUS	
Cash Liabilities	153,355.11
Reserves for Receivables	40,728.39
Surplus Dec. 31, 1980	578,350.48
Total	772,433.98

1980 3000

1419

Papulation 1970 3,720
Papulation 1980 4,488
S & P Rating
Maady Rating

General Tax Rate Per $100. 3.33
State Equalized Tax Rate 2.21

MENDHAM TOWNSHIP – MORRIS COUNTY

Form of Government:
Township Committee
Number of Members on Governing Body 5

PER CAPITA:		PER CENT:	
Gross Debt	720.84	Gross Debt	1.81
Net Debt	314.95	Net Debt	.79
Debt Service	31.35	Tax Levy Collected	97.31
Total Tax Levy	1,056.15	Tax Levy Cancelled, Abated or Adjusted	.28
Municipal Expenditures	395.41		

EXPENDITURES	
GENERAL GOVERNMENT	
Gaverning Body & Public Baards	
Municipal Clerk	
Financial Administration	11,382.00
Assessment af Taxes	11,140.00
Callection af Taxes	24,285.00
Planning, Housing & Development	12,201.00
Human Resources	1,500.00
Electians	
General Administration (ather)	245,930.00
JUDICIARY	
Municipal Caurts	11,596.84
PUBLIC SAFETY	
Fire Pratectian	22,003.76
Police Pratectian	368,963.69
Civil Defense & Disaster Cantral	250.00
Enviranmental Inspectian & Cantrol	18,065.00
Other Public Safety	
PUBLIC WORKS	
Streets and Drainage	340,515.04
Sewers and Sewage Pracessing	
Garbage and Trash Dispasal	14,250.00
Public Buildings and Grounds	47,983.00
Other Public Warks	
HEALTH and WELFARE	
Health Services Except Enviranmental	14,073.00
Welfare-Public Assistance	600.00
Haspitals, Clinics, First Aid	250.00
Animal, Insect, & Radent Control	6,100.00
Other Welfare Services	
RECREATION and CONSERVATION	
Beaches and Boardwalks	
Parks, Playgrounds, Shade Trees	
Land Reclamation & Conservation	1,000.00
Other Recreational Services	15,429.00
EDUCATION (excluding schools)	
Libraries	14,200.00
Other Educatianal Services	100.00
STATUTORY EXPENDITURES	
Pensions & F. I. C. A.	100,639.00
Employee Fringe Benefits	22,000.00
Other Statutary Expenditures	1,000.00
CETA And Other Public Employment Programs	
MUNICIPAL FUNCTIONS TOTAL	1,305,546.33
CAPITAL IMPROVEMENTS *MEMO*	10,000.00
DEBT SERVICE	
Principal Payments	70,000.00
Interest Payments	70,686.35
DEFERRED CHARGES	261.62
SCHOOL, COUNTY, SPECIAL DISTRICT TAXES	3,834,863.69
RESERVE FOR UNCOLLECTED TAXES	328,115.44
EXPENDITURES TOTAL	5,609,473.43

REVENUES-REALIZED		
1980 Praperty Taxes Collected		4,622,395.25
1980 Payments in Lieu of Taxes		
Delinquent Tax & Lien Collections		164,931.71
Business Personalty Replacement Taxes		14,448.16
Taxes fram Public Utilities		226,365.00
Other Miscellaneaus Tax Revenues		
State Aid Revenues		27,100.49
Federal Aid Revenues		
State and Local Fiscal Assistance Act Utilized		29,046.04
Sale af Acquired Praperty		
Other Miscellaneaus Revenues		203,690.91
	Total	5,297,977.56
Priar Years Surplus Appropriated		443,000.00
REVENUES	TOTAL	5,730,977.56
Reserve Far Uncollected Taxes		328,115.44
CAPITAL OUTLAY	TOTAL	235,658.74
Public Enterprises		
Recreatian—Culture		
Public Works		
Buildings and Graunds		235,658.74
Library and Education		
Conservatian		
All Other		

CAPITAL DEBT AUTHORIZED, DECEMBER 31, 1980

ISSUED AND UNISSUED	GROSS DEBT	NET DEBT
Schaal	1,821,638	
Self-liquidating		
Other	1,413,500	1,413,500
Total	3,235,138	1,413,500

ISSUED AND OUTSTANDING	
School	1,821,638.84
Self-Liquidating	
Other	1,174,006.00
Total	2,995,644.84
EQUALIZED VALUATION BASIS FOR NET DEBT COMPUTATION	178,405,288

REAL PROPERTY VALUATIONS

Code	Class	# af Parcels	% VAL'N	ASSESSED VALUATION
1	Vacant Land	222	6.22	8,675,400.00
2	Residential	1285	86.91	121,320,500.00
3	Farm	97	4.07	5,680,900.00
4a	Commercial	10	2.80	3,908,500.00
4b	Industrial			
4c	Apartments			
Total		1614		139,585,300.00

Land Area 17.60 Sq. Miles

Net Valuatian Taxable-Municipal	140,736,980
Net Valuatian Taxable-County	205,886,118
State Equalized Valuatian	210,550,570
State Equalizatian Ratia	66.66

1980 PROPERTY TAX		
STATE EQUALIZED TAX RATE		
Local District Schaal Taxes	.82	1,723,762.78
Regianal & Consalidated School Tax	.63	1,336,804.47
School Taxes in Municipal Budget		
County Taxes	.35	743,972.14
County Library Taxes	.01	30,324.30
Local Municipal Purpose Taxes	.40	837,819.90
Veteran & Senior Citizen Taxes		18,200.00
Total Taxes for Rate Computatian	2.21	4,690,883.59
Special District Taxes		
Bank Corp. Taxes		2,486.45
Added and Omitted Taxes		64,809.35
Total Taxes Levied - ABSTRACT		4,739,979.39
Total Taxes Billed		4,750,348.45
1980 TAXES COLLECTED		4,622,395.25
1980 Taxes Cancelled, Abated or Adjusted		13,506.53
Transfer ta Tax Title Liens or Foreclased		2,097.90
Balance Outstanding Dec. 31, 1980		112,348.77

PRIOR YEARS TAXES OUTSTANDING	
Balance January 1, 1980	163,116.22
Collected in 1980	162,082.33
Cancelled, Abated or Adjusted 1980	43.34
Transfers to Tax Title Liens ar Foreclased	989.82
Balance December 31, 1980	.73
TAX TITLE LIENS OUTSTANDING	
Balance January 1, 1980	19,845.95
Transfer Fram Taxes	3,199.40
Redeemed in 1980	2,849.38
Cancelled, Abated ar Adjusted (1980)	
Transfers to Foreclosed Property	
Balance December 31, 1980	20,195.97
PROPERTY ACQUIRED BY DEED OR FORECLOSURE	
Balance January 1, 1980	
Transfers From Taxes ar Liens	
Sale far Cash (1980)	
Cancelled, Abated ar Adjusted (1980)	
Balance December 31, 1980	

CURRENT FINANCES DECEMBER 31, 1980	
ASSETS	
Cash Dec. 31, 1980	1,138,316.82
Taxes Receivable	112,349.50
Tax Title Liens	20,195.97
Foreclosed Property	
Emergencies & Other Deferred Charges	8,295.29
State and Federal Aid Receivable	810.00
Other Receivables	150.00
Total	1,280,117.58
LIABILITIES, RESERVES, AND SURPLUS	
Cash Liabilities	340,170.28
Reserves far Receivables	132,695.47
Surplus Dec. 31, 1980	807,251.83
Total	1,280,117.58

1980/3000

0424

Population 1970 4,430
Population 1980. 3,972
S & P Rating
Moody Rating

General Tax Rate Per $100. 6.14
State Equolized Tox Rate 3.24

MERCHANTVILLE BOROUGH – CAMDEN CO.

Form of Government:
Borough Council
Number of Members on Governing Body 6

PER CAPITA:		PER CENT:	
Gross Debt	183.13	Gross Debt	1.37
Net Debt	36.81	Net Debt	.28
Debt Service	8.98	Tox Levy Collected	98.58
Total Tax Levy	540.68	Tax Levy Cancelled, Aboted or Adjusted	.37
Municipal Expenditures	313.17		

EXPENDITURES	
GENERAL GOVERNMENT	
Governing Body & Public Boards	
Municipol Clerk	
Finoncial Administration	13,225.00
Assessment of Taxes	3,625.00
Collection of Taxes	8,445.00
Plonning, Housing & Development	4,633.63
Human Resources	1,700.00
Elections	3,325.00
General Administrotion (other)	140,296.40
JUDICIARY	
Municipol Courts	7,245.00
PUBLIC SAFETY	
Fire Protection	38,151.00
Police Protection	291,200.00
Civil Defense & Disoster Control	250.00
Environmentol Inspection & Control	50.00
Other Public Sofety	
PUBLIC WORKS	
Streets and Droinage	55,234.97
Sewers and Sewoge Processing	210,597.00
Gorbage ond Trash Disposol	122,464.00
Public Buildings ond Grounds	35,676.00
Other Public Works	
HEALTH ond WELFARE	
Health Services Except Environmentol	900.00
Welfare-Public Assistance	3,350.00
Hospitols, Clinics, First Aid	
Animol, Insect, & Rodent Control	
Other Welfore Services	
RECREATION ond CONSERVATION	
Beoches ond Boardwolks	
Porks, Ploygrounds, Shade Trees	13,718.00
Lond Reclomation & Conservotion	
Other Recreotionol Services	10,550.00
EDUCATION (excluding schools)	
Libraries	
Other Educotional Services	150.00
STATUTORY EXPENDITURES	
Pensions & F. I. C. A.	92,240.00
Employee Fringe Benefits	27,600.00
Other Statutory Expenditures	3,500.00
CETA And Other Public Employment Programs	42,000.00
MUNICIPAL FUNCTIONS TOTAL	1,130,126.00
CAPITAL IMPROVEMENTS *MEMO*	7,000.00
DEBT SERVICE	
Principol Payments	10,000.00
Interest Payments	25,678.50
DEFERRED CHARGES	3,000.00
SCHOOL, COUNTY, SPECIAL DISTRICT TAXES	1,673,039.40
RESERVE FOR UNCOLLECTED TAXES	75,090.00
EXPENDITURES TOTAL	2,916,533.90

REVENUES-REALIZED	
1980 Property Taxes Collected	2,102,929.76
1980 Poyments in Lieu of Taxes	
Delinquent Tox & Lien Collections	24,037.81
Business Personalty Replacement Taxes	29,519.12
Taxes from Public Utilities	229,549.00
Other Miscelloneous Tax Revenues	
Stote Aid Revenues	53,322.33
Federal Aid Revenues	47,874.80
Stote and Locol Fiscal Assistonce Act Utilized	28,518.00
Sole of Acquired Property	
Other Miscellaneous Revenues	300,095.22
Total	2,815,846.04
Prior Yeors Surplus Appropriated	191,000.00
REVENUES TOTAL	3,006,846.04
Reserve For Uncollected Toxes	75,090.00
CAPITAL OUTLAY TOTAL	60,570.25
Public Enterprises	
Recreotion—Culture	
Public Works	6,647.95
Buildings and Grounds	53,922.30
Library ond Educotion	
Conservation	
All Other	

CAPITAL DEBT AUTHORIZED, DECEMBER 31, 1980

ISSUED AND UNISSUED	GROSS DEBT	NET DEBT
School	65,000	
Self-liquidoting	153,203	
Other	509,201	146,201
Totol	727,404	146,201

ISSUED AND OUTSTANDING	
School	
Self-Liquidoting	153,203.40
Other	448,000.00
Total	601,203.40
EQUALIZED VALUATION BASIS FOR NET DEBT COMPUTATION	52,937,301

REAL PROPERTY VALUATIONS

Code	Class	# of Porcels	% VAL'N	ASSESSED VALUATION
1	Vocont Lond	80	1.24	385,200.00
2	Residential	1043	77.67	24,043,850.00
3	Form			
4o	Commercial	83	13.19	4,081,700.00
4b	Industrial			
4c	Aportments	25	7.90	2,444,400.00
Total		1231		30,955,150.00

Land Area .61 Sq. Miles	
Net Valuation Taxable-Municipal	34,590,246
Net Valuation Taxable-County	57,117,611
State Equalized Valuation	62,275,493
State Equalization Ratio	52.79

1980 PROPERTY TAX		
STATE EQUALIZED TAX RATE →		
Local District School Taxes	1.53	1,001,814.00
Regionol & Consolidated School Tox		
School Taxes in Municipal Budget		
County Toxes	1.00	* 656,810.57
County Library Taxes	.02	14,414.83
Locol Municipal Purpose Toxes	.69	449,675.00
Veteron & Senior Citizen Toxes		32,900.00
Totol Taxes for Rate Computation	3.24	2,155,614.40
Speciol District Taxes		
Bonk Corp. Taxes		14,463.51
Added and Omitted Taxes		10,387.86
Totol Toxes Levied - ABSTRACT		2,147,565.77
Totol Toxes Billed		2,133,191.71
1980 TAXES COLLECTED		2,102,929.76
1980 Toxes Cancelled, Aboted or Adjusted		7,987.31
Tronsfer to Tox Title Liens or Foreclosed		1,533.34
Bolonce Outstonding Dec. 31, 1980		20,741.30

PRIOR YEARS TAXES OUTSTANDING	
Bolonce Jonuory 1, 1980	19,270.27
Collected in 1980	19,270.27
Concelled, Aboted or Adjusted 1980	
Tronsfers to Tox Title Liens or Foreclosed	
Bolonce December 31, 1980	
TAX TITLE LIENS OUTSTANDING	
Bolonce Jonuory 1, 1980	7,846.84
Tronsfer From Toxes	1,533.34
Redeemed in 1980	4,767.54
Concelled, Abated or Adjusted (1980)	
Tronsfers to Foreclosed Property	
Bolonce December 31, 1980	4,612.64
PROPERTY ACQUIRED BY DEED OR FORECLOSURE	
Bolonce Jonuory 1, 1980	350.00
Transfers From Toxes or Liens	
Sole for Cosh (1980)	
Concelled, Aboted or Adjusted (1980)	
Bolonce December 31, 1980	350.00

CURRENT FINANCES DECEMBER 31, 1980	
ASSETS	
Cosh Dec. 31, 1980	382,509.05
Toxes Receivable	20,741.30
Tax Title Liens	4,612.64
Foreclosed Property	350.00
Emergencies & Other Deferred Chorges	12,000.00
Stote and Federol Aid Receivoble	
Other Receivobles	20,199.64
Total	440,412.63
LIABILITIES, RESERVES, AND SURPLUS	
Cosh Liabilities	116,586.36
Reserves for Receivobles	45,903.58
Surplus Dec. 31, 1980	277,922.69
Total	440,412.63

*Includes County Health Service Taxes or County Vocational School Taxes. See Table 13, pgs. 675, 676.

1210

Population 1970 16,070
Population 1980 13,762
S & P Rating
Moody Rating A

General Tax Rate Per $100. 4.57
State Equalized Tax Rate 2.79

METUCHEN BOROUGH — MIDDLESEX COUNTY

Form of Government:
Borough Council
Number of Members on Governing Body 6

PER CAPITA:		PER CENT:	
Gross Debt	472.22	Gross Debt	2.30
Net Debt	344.28	Net Debt	1.68
Debt Service	37.62	Tax Levy Collected	97.26
Total Tax Levy	666.23	Tax Levy Cancelled, Abated or Adjusted	.08
Municipal Expenditures	293.09		

EXPENDITURES		REVENUES-REALIZED	
GENERAL GOVERNMENT			
Governing Body & Public Boards			
Municipal Clerk		1980 Property Taxes Collected	8,911,716.13
Financial Administration	8,500.00	1980 Payments in Lieu of Taxes	
Assessment of Taxes	9,150.00	Delinquent Tax & Lien Collections	170,452.03
Collection of Taxes	49,934.85	Business Personalty Replacement Taxes	296,771.16
Planning, Housing & Development	11,386.92	Taxes from Public Utilities	670,766.00
Human Resources	11,711.05	Other Miscellaneous Tax Revenues	
Elections	5,800.00	State Aid Revenues	185,423.96
General Administration (other)	323,422.68	Federal Aid Revenues	3,418.00
JUDICIARY		State and Local Fiscal Assistance Act Utilized	114,234.00
Municipal Courts	30,713.10	Sale of Acquired Property	5,000.00
PUBLIC SAFETY		Other Miscellaneous Revenues	293,348.08
Fire Protection	125,195.00	Total	10,651,129.36
Police Protection	952,936.00	Prior Years Surplus Appropriated	175,000.00
Civil Defense & Disaster Control	2,475.00	REVENUES TOTAL	10,826,129.36
Environmental Inspection & Control	13,800.00	Reserve For Uncollected Taxes	220,000.00
Other Public Safety		CAPITAL OUTLAY TOTAL	839,649.96
PUBLIC WORKS			
Streets and Drainage	367,252.00	Public Enterprises	
Sewers and Sewage Processing	274,904.16	Recreation—Culture	7,475.58
Garbage and Trash Disposal	272,250.00	Public Works	829,666.65
Public Buildings and Grounds	104,160.00	Buildings and Grounds	2,507.73
Other Public Works		Library and Education	
HEALTH and WELFARE		Conservation	
Health Services Except Environmental	25,403.00	All Other	
Welfare-Public Assistance	11,450.00	CAPITAL DEBT AUTHORIZED, DECEMBER 31, 1980	
Hospitals, Clinics, First Aid	500.00	ISSUED AND UNISSUED — GROSS DEBT / NET DEBT	
Animal, Insect, & Rodent Control		School 890,000	
Other Welfare Services		Self-liquidating 628,000	
RECREATION and CONSERVATION		Other 4,980,664	4,738,000
Beaches and Boardwalks		Total 6,498,664	4,738,000
Parks, Playgrounds, Shade Trees	86,199.00		
Land Reclamation & Conservation	3,049.00	ISSUED AND OUTSTANDING	
Other Recreational Services	43,165.00	School	890,000.00
EDUCATION (excluding schools)		Self-Liquidating	128,000.00
Libraries	131,895.00	Other	4,407,400.00
Other Educational Services	500.00	Total	5,425,400.00
STATUTORY EXPENDITURES		EQUALIZED VALUATION BASIS	
Pensions & F. I. C. A.	276,142.98	FOR NET DEBT COMPUTATION	282,641,477
Employee Fringe Benefits	93,953.00	REAL PROPERTY VALUATIONS	
Other Statutory Expenditures	8,500.00	Code Class # of Parcels % VAL'N	ASSESSED VALUATION
CETA And Other Public Employment Programs		1 Vacant Land 171 1.45	2,820,100.00
MUNICIPAL FUNCTIONS TOTAL	3,244,347.74	2 Residential 4143 77.59	150,386,500.00
CAPITAL IMPROVEMENTS *MEMO*	33,000.00	3 Farm	
DEBT SERVICE		4a Commercial 198 9.87	19,140,400.00
Principal Payments	276,000.00	4b Industrial 51 8.12	15,744,000.00
Interest Payments	241,741.48	4c Apartments 16 2.96	5,742,300.00
		Total 4579	193,833,300.00
DEFERRED CHARGES	51,367.77	Land Area 2.75 Sq. Miles	
SCHOOL, COUNTY, SPECIAL DISTRICT TAXES	6,843,708.91	Net Valuation Taxable-Municipal	200,297,869
RESERVE FOR UNCOLLECTED TAXES	220,000.00	Net Valuation Taxable-County	286,951,824
EXPENDITURES TOTAL	10,877,165.90	State Equalized Valuation	323,467,812
		State Equalization Ratio	61.25

1980 PROPERTY TAX		
STATE EQUALIZED TAX RATE		
Local District School Taxes	1.54	5,036,657.03
Regional & Consolidated School Tax		
School Taxes in Municipal Budget		
County Taxes	.55	1,807,051.88
County Library Taxes		
Local Municipal Purpose Taxes	.70	2,300,097.26
Veteran & Senior Citizen Taxes		111,750.00
Total Taxes for Rate Computation	2.79	9,255,556.17
Special District Taxes		
Bank Corp. Taxes		15,814.71
Added and Omitted Taxes		9,023.56
Total Taxes Levied - ABSTRACT		9,168,644.44
Total Taxes Billed		9,162,636.17
1980 TAXES COLLECTED		8,911,716.13
1980 Taxes Cancelled, Abated or Adjusted		7,060.65
Transfer to Tax Title Liens or Foreclosed		3,390.94
Balance Outstanding Dec. 31, 1980		240,468.45
PRIOR YEARS TAXES OUTSTANDING		
Balance January 1, 1980		189,941.59
Collected in 1980		164,016.71
Cancelled, Abated or Adjusted 1980		
Transfers to Tax Title Liens or Foreclosed		515.46
Balance December 31, 1980		25,409.42
TAX TITLE LIENS OUTSTANDING		
Balance January 1, 1980		18,934.90
Transfer From Taxes		3,990.40
Redeemed in 1980		6,435.32
Cancelled, Abated or Adjusted (1980)		
Transfers to Foreclosed Property		
Balance December 31, 1980		16,489.98
PROPERTY ACQUIRED BY DEED OR FORECLOSURE		
Balance January 1, 1980		77,800.60
Transfers From Taxes or Liens		
Sale for Cash (1980)		5,000.00
Cancelled, Abated or Adjusted (1980)		57,000.00
Balance December 31, 1980		15,800.60
CURRENT FINANCES DECEMBER 31, 1980		
ASSETS		
Cash Dec. 31, 1980		367,006.15
Taxes Receivable		265,877.87
Tax Title Liens		16,489.98
Foreclosed Property		15,800.00
Emergencies & Other Deferred Chorges		14,194.60
State and Federal Aid Receivable		1,574.31
Other Receivables		75,144.42
Total		756,087.33
LIABILITIES, RESERVES, AND SURPLUS		
Cosh Liabilities		201,187.11
Reserves for Receivables		373,312.27
Surplus Dec. 31, 1980		181,587.95
Total		756,087.33

1980 3000

0506

Popolation 1970 8,795
Population 1980 11,373
S & P Roting
Moody Rating

Generol Tox Rote Per $100. 2.71
Stote Equolized Tox Rote 2.27

MIDDLE TOWNSHIP — CAPE MAY COUNTY

Form of Government:
Township Committee
Number of Members on Governing Body 3

PER CAPITA		PER CENT	
Gross Debt	299.37	Gross Debt	1.62
Net Debt	109.15	Net Debt	.61
Debt Service	.97	Tax Levy Collected	91.29
Totol Tox Levy	491.27	Tax Levy Concelled, Aboted or Adjusted	.07
Municipol Expenditures	323.24		

EXPENDITURES	
GENERAL GOVERNMENT	
Governing Body & Public Boords	
Municipol Clerk	
Finoncial Administrotion	93,500.00
Assessment of Toxes	63,500.00
Collection of Taxes	133,200.00
Plonning, Housing & Development	98,256.00
Humon Resources	
Elections	750.00
Generol Administrotion (other)	364,375.00
JUDICIARY	
Municipol Courts	52,000.00
PUBLIC SAFETY	
Fire Protection	2,000.00
Police Protection	861,650.00
Civil Defense & Disoster Control	5,000.14
Environmental Inspection & Control	56,999.86
Other Public Safety	
PUBLIC WORKS	
Streets and Droinoge	520,666.66
Sewers ond Sewoge Processing	
Gorboge ond Trosh Disposol	168,400.00
Public Buildings ond Grounds	69,000.00
Other Public Works	87,000.00
HEALTH ond WELFARE	
Heolth Services Except Environmental	6,000.00
Welfore-Public Assistance	10,750.00
Hospitals, Clinics, First Aid	1,000.00
Animal, Insect, & Rodent Control	7,800.00
Other Welfore Services	
RECREATION and CONSERVATION	
Beoches ond Boardwalks	
Parks, Ploygrounds, Shode Trees	27,500.00
Land Reclomotion & Conservotion	
Other Recreotionol Services	93,000.00
EDUCATION (excluding schools)	
Librories	
Other Educotionol Services	
STATUTORY EXPENDITURES	
Pensions & F. I. C. A.	172,000.00
Employee Fringe Benefits	110,000.00
Other Stotutory Expenditures	7,600.00
CETA And Other Public Employment Programs	
MUNICIPAL FUNCTIONS TOTAL	3,011,947.66
CAPITAL IMPROVEMENTS *MEMO*	107,500.00
DEBT SERVICE	
Principal Payments	
Interest Payments	11,050.61
DEFERRED CHARGES	69,996.07
SCHOOL, COUNTY, SPECIAL DISTRICT TAXES	5,320,043.13
RESERVE FOR UNCOLLECTED TAXES	583,208.13
EXPENDITURES TOTAL	8,996,245.60

REVENUES-REALIZED	
1980 Property Taxes Collected	5,085,104.11
1980 Poyments in Lieu of Toxes	
Delinquent Tax & Lien Collections	361,840.90
Business Personalty Replocement Taxes	96,298.76
Toxes from Public Utilities	1,430,567.00
Other Miscelloneous Tox Revenues	137,117.00
Stote Aid Revenues	83,896.60
Federol Aid Revenues	40,256.00
Stote ond Local Fiscol Assistance Act Utilized	104,703.44
Sole of Acquired Property	23,260.00
Other Miscellaneous Revenues	486,444.43
Totol	7,849,488.24
Prior Yeors Surplus Appropriated	1,054,100.61
REVENUES TOTAL	8,903,588.85
Reserve For Uncollected Toxes	583,208.13
CAPITAL OUTLAY TOTAL	253,295.08
Public Enterprises	
Recreotion—Culture	
Public Works	99,383.16
Buildings ond Grounds	153,911.92
Library and Educotion	
Conservation	
All Other	

CAPITAL DEBT AUTHORIZED, DECEMBER 31, 1980

ISSUED AND UNISSUED	GROSS DEBT	NET DEBT
School	2,061,000	
Self-liquidoting		
Other	1,230,000	1,230,000
Totol	3,291,000	1,230,000

ISSUED AND OUTSTANDING	
School	2,061,000.00
Self-Liquidoting	
Other	190,000.00
Totol	2,251,000.00
EQUALIZED VALUATION BASIS FOR NET DEBT COMPUTATION	202,630,772

REAL PROPERTY VALUATIONS

Code	Class	# of Porcels	% VAL'N	ASSESSED VALUATION
1	Vocont Land	5421	11.89	23,049,000.00
2	Residential	4301	64.12	124,303,850.00
3	Form	220	1.99	3,860,800.00
4o	Commerciol	328	20.18	39,119,300.00
4b	Industrial	9	.93	1,808,400.00
4c	Apartments	15	.89	1,725,300.00
Totol		10294		193,866,650.00

Lond Area 74.02 Sq. Miles

Net Voluotion Taxoble-Municipol	197,809,312
Net Valuation Taxoble-County	215,206,395
Stote Equolized Voluotion	235,213,771
Stote Equolization Rotio	83.83

1980 PROPERTY TAX		
STATE EQUALIZED TAX RATE		
Locol District School Toxes	1.75	4,139,491.00
Regionol & Consolidoted School Tox		
School Taxes in Municipol Budget		
County Toxes	.40	946,231.62
County Library Toxes	.02	53,605.51
Local Municipol Purpose Toxes	.09	217,590.24
Veteron & Senior Citizen Toxes		134,440.00
Totol Toxes for Rote Computotion	2.26	5,491,458.37
Speciol District Toxes		180,615.00
Bonk Corp. Toxes		11,682.56
Added ond Omitted Toxes		37,859.97
Totol Toxes Levied - ABSTRACT		5,587,175.90
Totol Toxes Billed		5,571,046.47
1980 TAXES COLLECTED		5,085,104.11
1980 Toxes Concelled, Aboted or Adjusted		972.86
Tronsfer to Tox Title Liens or Foreclosed		38,438.08
Bolonce Outstonding Dec. 31, 1980		446,531.42
PRIOR YEARS TAXES OUTSTANDING		
Bolonce Jonuory 1 1980		339,559.99
Collected in 1980		315,048.87
Concelled, Aboted or Adjusted 1980		832.43
Tronsfers to Tox Title Liens or Foreclosed		22,417.76
Bolonce December 31, 1980		1,260.93
TAX TITLE LIENS OUTSTANDING		
Bolonce Jonuory 1, 1980		93,260.21
Transfer Fram Taxes		63,547.92
Redeemed in 1980		46,792.03
Concelled, Aboted or Adjusted (1980)		19,420.05
Transfers to Foreclosed Property		
Bolonce December 31, 1980		90,596.05
PROPERTY ACQUIRED BY DEED OR FORECLOSURE		
Bolonce Jonuory 1, 1980		1,282,385.00
Transfers From Taxes or Liens		
Sole for Cosh (1980)		23,260.00
Concelled. Aboted or Adjusted (1980)		750.44
Bolonce December 31, 1980		1,258,374.56
CURRENT FINANCES DECEMBER 31, 1980		
ASSETS		
Cosh Dec. 31, 1980		2,271,728.24
Taxes Receivable		447,792.35
Tox Title Liens		90,596.05
Foreclosed Property		1,258,374.56
Emergencies & Other Deferred Chorges		12,666.66
Stote ond Federal Aid Receivable		60,000.00
Other Receivables		69,086.86
Totol		4,210,244.72
LIABILITIES, RESERVES, AND SURPLUS		
Cash Liobilities		1,250,894.52
Reserves for Receivables		1,865,849.82
Surplus Dec. 31, 1980		1,093,500.38
Totol		4,210,244.72

1980/3000

1211

Population 1970 15,085
Population 1980 13,460
S & P Rating
Moody Rating A

General Tax Rate Per $100. 3.79
State Equalized Tax Rate 2.62

MIDDLESEX BOROUGH – MIDDLESEX COUNTY

Form of Government:
Borough Council
Number of Members on Governing Body 6

PER CAPITA:		PER CENT:	
Gross Debt	576.63	Gross Debt	3.11
Net Debt	389.61	Net Debt	2.10
Debt Service	31.21	Tax Levy Collected	96.48
Total Tax Levy	556.12	Tax Levy Cancelled, Abated or Adjusted	.02
Municipal Expenditures	277.18		

EXPENDITURES	
GENERAL GOVERNMENT	
Governing Body & Public Boards	
Municipal Clerk	
Financial Administration	10,000.00
Assessment of Taxes	34,536.00
Collection of Taxes	54,304.00
Planning, Housing & Development	18,940.00
Human Resources	5,000.00
Elections	4,400.00
General Administration (other)	505,925.00
JUDICIARY	
Municipal Courts	18,700.00
PUBLIC SAFETY	
Fire Protection	123,825.00
Police Protection	734,712.00
Civil Defense & Disaster Control	9,800.00
Environmental Inspection & Control	26,300.00
Other Public Safety	300.00
PUBLIC WORKS	
Streets and Drainage	380,122.00
Sewers and Sewage Processing	272,463.00
Garbage and Trash Disposal	149,253.00
Public Buildings and Grounds	18,202.00
Other Public Works	50,800.00
HEALTH and WELFARE	
Health Services Except Environmental	35,910.00
Welfare-Public Assistance	3,600.00
Hospitals, Clinics, First Aid	
Animal, Insect, & Rodent Control	
Other Welfare Services	
RECREATION and CONSERVATION	
Beaches and Boardwalks	
Parks, Playgrounds, Shade Trees	98,887.00
Land Reclamation & Conservation	
Other Recreational Services	52,536.00
EDUCATION (excluding schools)	
Libraries	136,254.00
Other Educational Services	
STATUTORY EXPENDITURES	
Pensions & F. I. C. A.	200,714.00
Employee Fringe Benefits	70,700.00
Other Statutory Expenditures	6,500.00
CETA And Other Public Employment Programs	
MUNICIPAL FUNCTIONS TOTAL	3,022,683.00
CAPITAL IMPROVEMENTS *MEMO*	5,000.00
DEBT SERVICE	
Principal Payments	235,000.00
Interest Payments	185,692.94
DEFERRED CHARGES	20,064.94
SCHOOL, COUNTY, SPECIAL DISTRICT TAXES	5,913,046.96
RESERVE FOR UNCOLLECTED TAXES	273,000.00
EXPENDITURES TOTAL	9,649,487.84

REVENUES-REALIZED		
1980 Property Taxes Collected		7,230,911.21
1980 Payments in Lieu of Taxes		
Delinquent Tax & Lien Collections		229,381.65
Business Personalty Replacement Taxes		259,445.40
Taxes from Public Utilities		698,801.00
Other Miscellaneous Tax Revenues		
State Aid Revenues		133,593.66
Federal Aid Revenues		
State and Local Fiscal Assistance Act Utilized		169,816.00
Sale of Acquired Property		
Other Miscellaneous Revenues		364,310.98
	Total	9,086,259.90
Prior Years Surplus Appropriated		550,000.00
REVENUES	TOTAL	9,636,259.90
Reserve For Uncollected Taxes		273,000.00
CAPITAL OUTLAY	TOTAL	1,038,080.94
Public Enterprises		
Recreation—Culture		43,047.82
Public Works		990,004.84
Buildings and Grounds		5,028.28
Library and Education		
Conservation		
All Other		

CAPITAL DEBT AUTHORIZED, DECEMBER 31, 1980

ISSUED AND UNISSUED	GROSS DEBT	NET DEBT
School	2,482,000	
Self-liquidating	39,000	
Other	5,251,960	5,251,960
Total	7,772,960	5,251,960

ISSUED AND OUTSTANDING	
School	1,532,000.00
Self-Liquidating	39,000.00
Other	3,884,000.00
Total	5,455,000.00
EQUALIZED VALUATION BASIS FOR NET DEBT COMPUTATION	250,169,293

REAL PROPERTY VALUATIONS

Code	Class	# of Parcels	% VAL'N	ASSESSED VALUATION
1	Vacant Land	332	2.79	5,430,200.00
2	Residential	3587	68.04	132,611,700.00
3	Farm	4	.10	193,300.00
4a	Commercial	173	7.65	14,901,500.00
4b	Industrial	132	17.42	33,963,100.00
4c	Apartments	6	4.01	7,814,100.00
Total		4234		194,913,900.00

Land Area 3.45 Sq. Miles

Net Valuation Taxable-Municipal	196,574,200
Net Valuation Taxable-County	154,478,903
State Equalized Valuation	283,541,032
State Equalization Ratio	69.15

1980 PROPERTY TAX		
STATE EQUALIZED TAX RATE		
Local District School Taxes	1.51	4,291,910.25
Regional & Consolidated School Tax		
School Taxes in Municipal Budget		
County Taxes	.57	1,621,136.71
County Library Taxes		
Local Municipal Purpose Taxes	.54	1,536,527.30
Veteran & Senior Citizen Taxes		113,880.00
Total Taxes for Rote Computotion	2.62	7,563,454.26
Special District Taxes		
Bank Corp. Taxes		2,642.12
Added and Omitted Taxes		44,220.58
Total Taxes Levied - ABSTRACT		7,496,436.96
Total Taxes Billed		7,494,382.76
1980 TAXES COLLECTED		7,230,911.21
1980 Taxes Cancelled, Abated or Adjusted		1,772.73
Transfer to Tax Title Liens or Foreclosed		37,631.52
Balance Outstanding Dec. 31, 1980		224,067.30

PRIOR YEARS TAXES OUTSTANDING	
Balance January 1, 1980	257,114.05
Collected in 1980	229,381.55
Cancelled, Abated or Adjusted 1980	2,566.80
Transfers to Tax Title Liens or Foreclosed	25,165.70
Balance December 31, 1980	
TAX TITLE LIENS OUTSTANDING	
Balance January 1, 1980	7,960.11
Transfer From Taxes	65,191.33
Redeemed in 1980	
Cancelled, Abated or Adjusted (1980)	
Transfers to Foreclosed Property	
Balance December 31, 1980	73,151.44
PROPERTY ACQUIRED BY DEED OR FORECLOSURE	
Balance January 1, 1980	53,223.00
Transfers From Taxes or Liens	
Sale for Cash (1980)	
Cancelled, Abated or Adjusted (1980)	
Balance December 31, 1980	53,223.00

CURRENT FINANCES DECEMBER 31, 1980	
ASSETS	
Cash Dec. 31, 1980	1,009,740.40
Taxes Receivable	224,067.30
Tax Title Liens	73,151.44
Foreclosed Property	53,223.00
Emergencies & Other Deferred Charges	
State and Federal Aid Receivable	
Other Receivables	2,310.91
Total	1,362,493.05
LIABILITIES, RESERVES, AND SURPLUS	
Cash Liabilities	312,715.55
Reserves for Receivables	352,339.47
Surplus Dec. 31, 1980	697,438.03
Total	1,362,493.05

1331

Papulation 1970	54,850
Papulation 1980	62,574
S & P Rating	BBB+
Maady Rating	A

General Tax Rate Per $100. 4.50

State Equalized Tax Rate 2.29

MIDDLETOWN TOWNSHIP – MONMOUTH CO.

Form of Government:

Special Charter (Ch 237-1971)

Number of Members on Governing Body 5

PER CAPITA:		PER CENT:	
Gross Debt	594.84	Gross Debt	3.35
Net Debt	331.54	Net Debt	1.87
Debt Service	24.97	Tax Levy Collected	95.67
Total Tax Levy	498.33	Tax Levy Cancelled, Abated or Adjusted	
Municipal Expenditures	207.45		

EXPENDITURES	
GENERAL GOVERNMENT	
Governing Body & Public Boards	1,827.00
Municipal Clerk	
Financial Administration	76,885.00
Assessment of Taxes	140,542.00
Collection of Taxes	159,916.64
Planning, Housing & Development	94,680.00
Human Resources	70,287.46
Elections	12,608.00
General Administration (other)	1,332,138.42
JUDICIARY	
Municipal Courts	126,640.00
PUBLIC SAFETY	
Fire Protection	458,520.12
Police Protection	2,671,690.17
Civil Defense & Disaster Control	27,488.00
Environmental Inspection & Control	219,318.00
Other Public Safety	850.00
PUBLIC WORKS	
Streets and Drainage	2,109,625.18
Sewers and Sewage Processing	
Garbage and Trash Disposal	
Public Buildings and Grounds	287,903.01
Other Public Works	23,434.48
HEALTH and WELFARE	
Health Services Except Environmental	176,517.00
Welfare-Public Assistance	33,172.00
Hospitals, Clinics, First Aid	5,000.00
Animal, Insect, & Radent Control	26,000.00
Other Welfare Services	
RECREATION and CONSERVATION	
Beaches and Boardwalks	
Parks, Playgrounds, Shade Trees	279,266.00
Land Reclamation & Conservation	20,420.00
Other Recreational Services	12,850.00
EDUCATION (excluding schools)	
Libraries	405,242.00
Other Educational Services	
STATUTORY EXPENDITURES	
Pensions & F. I. C. A.	639,289.00
Employee Fringe Benefits	
Other Statutory Expenditures	24,400.00
CETA And Other Public Employment Programs	191,363.00
MUNICIPAL FUNCTIONS TOTAL	9,627,872.48
CAPITAL IMPROVEMENTS *MEMO*	115,000.00
DEBT SERVICE	
Principal Payments	630,000.00
Interest Payments	932,398.17
DEFERRED CHARGES	252,261.89
SCHOOL, COUNTY, SPECIAL DISTRICT TAXES	24,741,762.65
RESERVE FOR UNCOLLECTED TAXES	1,538,742.00
EXPENDITURES TOTAL	37,723,037.19

REVENUES-REALIZED		
1980 Property Taxes Collected		29,794,466.32
1980 Payments in Lieu of Taxes		
Delinquent Tax & Lien Collections		1,326,554.09
Business Personalty Replacement Taxes		269,325.68
Taxes from Public Utilities		2,438,164.00
Other Miscellaneous Tax Revenues		
State Aid Revenues		521,821.50
Federal Aid Revenues		201,298.53
State and Local Fiscal Assistance Act Utilized		498,032.00
Sale of Acquired Property		
Other Miscellaneous Revenues		1,593,385.41
	Total	36,643,047.53
Prior Years Surplus Appropriated		850,000.00
REVENUES	TOTAL	37,493,047.53
Reserve For Uncollected Taxes		1,538,742.00
CAPITAL OUTLAY	TOTAL	3,225,557.48
Public Enterprises		
Recreation—Culture		1,412,391.74
Public Works		1,762,715.64
Buildings and Grounds		26,306.02
Library and Education		
Conservation		24,144.08
All Other		

CAPITAL DEBT AUTHORIZED, DECEMBER 31, 1980

ISSUED AND UNISSUED	GROSS DEBT	NET DEBT
School	9,348,000	
Self-liquidating		
Other	27,873,525	20,746,060
Total	37,221,525	20,746,060

ISSUED AND OUTSTANDING	
School	9,348,000.00
Self-Liquidating	
Other	27,654,500.00
Total	37,002,500.00
EQUALIZED VALUATION BASIS FOR NET DEBT COMPUTATION	1,111,235,701

REAL PROPERTY VALUATIONS

Code	Class	# of Parcels	% VAL'N	ASSESSED VALUATION
1	Vacant Land	2992	4.09	26,972,700.00
2	Residential	17490	86.24	568,915,700.00
3	Farm	227	1.01	6,712,600.00
4a	Commercial	481	8.10	53,457,700.00
4b	Industrial	5	.29	1,891,200.00
4c	Apartments	8	.26	1,701,900.00
Total		21203		659,651,800.00

Land Area 41.08 Sq. Miles

Net Valuation Taxable-Municipal	666,132,499
Net Valuation Taxable-County	1,149,287,728
State Equalized Valuation	1,302,457,763
State Equalization Ratio	50.90

1980 PROPERTY TAX		
STATE EQUALIZED TAX RATE →		
Local District School Taxes	1.36	17,771,652.00
Regional & Consolidated School Tax		
School Taxes in Municipal Budget		
County Taxes	.49	6,389,788.67
County Library Taxes		
Local Municipal Purpose Taxes	.45	5,828,321.00
Veteran & Senior Citizen Taxes		429,790.00
Total Taxes for Rate Computation	2.30	30,419,551.67
Special District Taxes		580,321.58
Bank Corp. Taxes		39,312.08
Added and Omitted Taxes		573,056.20
Total Taxes Levied - ABSTRACT		31,182,451.93
Total Taxes Billed		31,143,139.85
1980 TAXES COLLECTED		29,794,466.32
1980 Taxes Cancelled, Abated or Adjusted		
Transfer to Tax Title Liens or Foreclosed		
Balance Outstanding Dec. 31, 1980		1,348,673.53
PRIOR YEARS TAXES OUTSTANDING		
Balance January 1, 1980		1,231,353.85
Collected in 1980		1,203,584.36
Cancelled, Abated or Adjusted 1980		
Transfers to Tax Title Liens or Foreclosed		
Balance December 31, 1980		27,769.49
TAX TITLE LIENS OUTSTANDING		
Balance January 1, 1980		327,436.48
Transfer From Taxes		
Redeemed in 1980		122,969.73
Cancelled, Abated or Adjusted (1980)		
Transfers to Foreclosed Property		
Balance December 31, 1980		204,466.75
PROPERTY ACQUIRED BY DEED OR FORECLOSURE		
Balance January 1, 1980		1,482,300.00
Transfers From Taxes or Liens		
Sale for Cash (1980)		131,850.00
Cancelled, Abated or Adjusted (1980)		20,000.00
Balance December 31, 1980		1,330,450.00

CURRENT FINANCES DECEMBER 31, 1980 ASSETS	
Cash Dec. 31, 1980	7,470,740.23
Taxes Receivable	1,376,443.02
Tax Title Liens	204,466.75
Foreclosed Property	1,330,450.00
Emergencies & Other Deferred Charges	213,938.89
State and Federal Aid Receivable	
Other Receivables	61,302.23
Total	10,657,341.12
LIABILITIES, RESERVES, AND SURPLUS	
Cash Liabilities	6,051,350.08
Reserves for Receivables	2,972,662.00
Surplus Dec. 31, 1980	1,633,329.04
Total	10,657,341.12

0235

Population 1970 8,180
Population 1980 7,381
S & P Rating
Moody Rating A-1

General Tax Rate Per $100. 2.98
State Equalized Tax Rate 2.45

MIDLAND PARK BOROUGH — BERGEN COUNTY

Form of Government:
Borough Council
Number of Members on Governing Body 6

PER CAPITA:		PER CENT:	
Gross Debt	491.40	Gross Debt	2.10
Net Debt	342.23	Net Debt	1.47
Debt Service	43.87	Tax Levy Collected	98.20
Total Tax Levy	651.57	Tax Levy Cancelled, Abated or Adjusted	
Municipal Expenditures	296.44		

EXPENDITURES	
GENERAL GOVERNMENT	
Governing Body & Public Boards	
Municipal Clerk	
Financial Administration	11,829.00
Assessment of Taxes	12,165.00
Collection of Taxes	20,325.00
Planning, Housing & Development	6,855.00
Human Resources	
Elections	
General Administration (other)	179,950.00
JUDICIARY	
Municipal Courts	15,479.00
PUBLIC SAFETY	
Fire Protection	38,995.00
Police Protection	379,045.00
Civil Defense & Disaster Control	2,400.00
Environmental Inspection & Control	19,425.00
Other Public Safety	
PUBLIC WORKS	
Streets and Drainage	236,756.00
Sewers and Sewage Processing	337,886.00
Garbage and Trash Disposal	
Public Buildings and Grounds	43,150.00
Other Public Works	
HEALTH and WELFARE	
Health Services Except Environmental	26,284.00
Welfare-Public Assistance	3,600.00
Hospitals, Clinics, First Aid	
Animal, Insect, & Rodent Control	
Other Welfare Services	
RECREATION and CONSERVATION	
Beaches and Boardwalks	
Parks, Playgrounds, Shade Trees	27,480.00
Land Reclamation & Conservation	
Other Recreational Services	1,500.00
EDUCATION (excluding schools)	
Libraries	89,342.66
Other Educational Services	
STATUTORY EXPENDITURES	
Pensions & F. I. C. A.	105,890.00
Employee Fringe Benefits	26,000.00
Other Statutory Expenditures	4,000.00
CETA And Other Public Employment Programs	
MUNICIPAL FUNCTIONS TOTAL	1,588,356.66
CAPITAL IMPROVEMENTS *MEMO*	2,800.00
DEBT SERVICE	
Principal Payments	175,000.00
Interest Payments	148,822.22
DEFERRED CHARGES	37,008.00
SCHOOL, COUNTY, SPECIAL DISTRICT TAXES	3,591,429.06
RESERVE FOR UNCOLLECTED TAXES	238,860.00
EXPENDITURES TOTAL	5,779,475.94

REVENUES-REALIZED	
1980 Property Taxes Collected	4,719,028.04
1980 Payments in Lieu of Taxes	
Delinquent Tax & Lien Collections	68,986.76
Business Personalty Replacement Taxes	138,366.08
Taxes from Public Utilities	259,227.00
Other Miscellaneous Tax Revenues	
State Aid Revenues	64,382.75
Federal Aid Revenues	
State and Local Fiscal Assistance Act Utilized	86,035.00
Sale of Acquired Property	
Other Miscellaneous Revenues	208,273.34
Total	5,544,298.97
Prior Years Surplus Appropriated	250,000.00
REVENUES TOTAL	5,794,298.97
Reserve For Uncollected Taxes	238,860.00
CAPITAL OUTLAY TOTAL	230,906.48
Public Enterprises	
Recreation—Culture	14,062.93
Public Works	72,571.72
Buildings and Grounds	3,893.81
Library and Education	140,378.02
Conservation	
All Other	

CAPITAL DEBT AUTHORIZED, DECEMBER 31, 1980

ISSUED AND UNISSUED	GROSS DEBT	NET DEBT
School	960,000	
Self-liquidating		
Other	2,667,000	2,526,000
Total	3,627,000	2,526,000

ISSUED AND OUTSTANDING	
School	960,000.00
Self-Liquidating	
Other	2,660,000.00
Total	3,620,000.00
EQUALIZED VALUATION BASIS FOR NET DEBT COMPUTATION	172,311,856

REAL PROPERTY VALUATIONS

Code	Class	# of Parcels	% VAL'N	ASSESSED VALUATION
1	Vacant Land	81	1.26	2,014,400.00
2	Residential	2084	77.33	123,550,800.00
3	Farm			
4a	Commercial	101	10.43	16,656,300.00
4b	Industrial	36	7.69	12,289,500.00
4c	Apartments	5	3.29	5,255,200.00
Total		2307		159,766,200.00

Land Area	1.69 Sq. Miles
Net Valuation Taxable-Municipal	160,855,744
Net Valuation Taxable-County	176,686,099
State Equalized Valuation	195,051,375
State Equalization Ratio	82.37

1980 PROPERTY TAX		
STATE EQUALIZED TAX RATE	1.51	
Local District School Taxes		2,548,158.00
Regional & Consolidated School Tax		
School Taxes in Municipal Budget		
County Taxes	.33	643,271.06
County Library Taxes		
Local Municipal Purpose Taxes	.61	1,197,040.00
Veteran & Senior Citizen Taxes		66,400.00
Total Taxes for Rate Computation	2.45	4,854,869.06
Special District Taxes		
Bank Corp. Taxes		8,754.00
Added and Omitted Taxes		12,031.08
Total Taxes Levied - ABSTRACT		4,809,254.14
Total Taxes Billed		4,805,532.26
1980 TAXES COLLECTED		4,719,028.04
1980 Taxes Cancelled, Abated or Adjusted		
Transfer to Tax Title Liens or Foreclosed		995.32
Balance Outstanding Dec. 31, 1980		85,508.90
PRIOR YEARS TAXES OUTSTANDING		
Balance January 1, 1980		69,733.03
Collected in 1980		68,986.76
Cancelled, Abated or Adjusted 1980		
Transfers to Tax Title Liens or Foreclosed		
Balance December 31, 1980		746.27
TAX TITLE LIENS OUTSTANDING		
Balance January 1, 1980		4,463.20
Transfer From Taxes		995.32
Redeemed in 1980		
Cancelled, Abated or Adjusted (1980)		
Transfers to Foreclosed Property		
Balance December 31, 1980		5,458.52
PROPERTY ACQUIRED BY DEED OR FORECLOSURE		
Balance January 1, 1980		200.00
Transfers From Taxes or Liens		
Sale for Cash (1980)		
Cancelled, Abated or Adjusted (1980)		
Balance December 31, 1980		200.00

CURRENT FINANCES DECEMBER 31, 1980 ASSETS	
Cash Dec. 31, 1980	916,150.56
Taxes Receivable	86,255.17
Tax Title Liens	5,458.52
Foreclosed Property	200.00
Emergencies & Other Deferred Charges	23,500.00
State and Federal Aid Receivable	198.00
Other Receivables	15,752.35
Total	1,047,514.60
LIABILITIES, RESERVES, AND SURPLUS	
Cash Liabilities	312,726.25
Reserves for Receivables	107,666.04
Surplus Dec. 31, 1980	627,122.31
Total	1,047,514.60

1980/3000

1020

Population 1970 1,230
Population 1980 1,368
S & P Rating
Moody Rating

General Tax Rate Per $100. 2.04
State Equalized Tax Rate 1.97

MILFORD BOROUGH – HUNTERDON

Form of Government:
Borough Council
Number of Members on Governing Body 6

PER CAPITA:		PER CENT:	
Gross Debt	849.47	Gross Debt	2.93
Net Debt	140.02	Net Debt	.48
Debt Service		Tax Levy Collected	94.09
Total Tax Levy	642.57	Tax Levy Cancelled, Abated or Adjusted	.65
Municipal Expenditures	486.61		

EXPENDITURES		REVENUES-REALIZED	
GENERAL GOVERNMENT			
Governing Body & Public Boards			
Municipal Clerk		1980 Property Taxes Collected	827,621.75
Financial Administration	7,591.51	1980 Payments in Lieu of Taxes	
Assessment of Taxes	3,585.00	Delinquent Tax & Lien Collections	27,832.28
Collection of Taxes	5,738.93	Business Personalty Replacement Taxes	192,498.88
Planning, Housing & Development	11,150.00	Taxes from Public Utilities	188,330.00
Human Resources	2,000.00	Other Miscellaneous Tax Revenues	
Elections		State Aid Revenues	8,831.25
General Administration (other)	80,127.05	Federal Aid Revenues	
JUDICIARY		State and Local Fiscal Assistance Act Utilized	13,696.11
Municipal Courts	7,827.00	Sale of Acquired Property	
PUBLIC SAFETY		Other Miscellaneous Revenues	155,670.42
Fire Protection	18,000.00	Total	1,414,480.69
Police Protection	100,757.73	Prior Years Surplus Appropriated	225,000.00
Civil Defense & Disaster Control	250.00	REVENUES TOTAL	1,639,480.69
Environmental Inspection & Control		Reserve For Uncollected Taxes	62,188.64
Other Public Safety		CAPITAL OUTLAY TOTAL	
PUBLIC WORKS			
Streets and Drainage	101,067.30	Public Enterprises	
Sewers and Sewage Processing		Recreation—Culture	
Garbage and Trash Disposal	29,000.00	Public Works	
Public Buildings and Grounds	8,300.00	Buildings and Grounds	
Other Public Works	3,000.00	Library and Education	
HEALTH and WELFARE		Conservation	
Health Services Except Enviranmental		All Other	
Welfare-Public Assistance	2,000.00	CAPITAL DEBT AUTHORIZED, DECEMBER 31, 1980	
Hospitals, Clinics, First Aid		ISSUED AND UNISSUED — GROSS DEBT / NET DEBT	
Animal, Insect, & Rodent Cantral		School	288,832
Other Welfare Services		Self-liquidating	855,240 / 173,551
RECREATION and CONSERVATION		Other	18,000 / 18,000
Beaches and Baardwalks		Total	1,162,073 / 191,551
Parks, Playgraunds, Shade Trees	8,950.02		
Land Reclamatian & Conservation		ISSUED AND OUTSTANDING	
Other Recreational Services		School	288,232.58
EDUCATION (excluding schaals)		Self-Liquidating	851,000.00
Libraries	25,115.00	Other	
Other Educatianal Services	100,000.00	Total	1,139,232.58
STATUTORY EXPENDITURES		EQUALIZED VALUATION BASIS	
Pensians & F. I. C. A.	22,800.00	FOR NET DEBT COMPUTATION	39,656,823
Employee Fringe Benefits	8,000.00	REAL PROPERTY VALUATIONS	
Other Statutary Expenditures	1,200.00	Code / Class / # of Parcels / % VAL'N / ASSESSED VALUATION	
CETA And Other Public Employment Programs		1 Vacant Land — 80 — 3.23 — 1,367,750.00	
MUNICIPAL FUNCTIONS TOTAL	546,459.54	2 Residential — 372 — 48.92 — 20,720,900.00	
CAPITAL IMPROVEMENTS *MEMO*		3 Farm — 2 — .23 — 98,250.00	
DEBT SERVICE		4a Commercial — 45 — 7.88 — 3,337,250.00	
Principal Payments		4b Industrial — 4 — 36.55 — 15,480,150.00	
Interest Payments		4c Apartments — 1 — 3.20 — 1,354,700.00	
		Total — 504 — 42,359,000.00	
DEFERRED CHARGES	57,027.73	Land Area 1.30 Sq. Miles	
SCHOOL, COUNTY, SPECIAL DISTRICT TAXES	875,225.07	Net Valuation Taxable-Municipal	43,090,179
RESERVE FOR UNCOLLECTED TAXES	62,188.64	Net Valuation Taxable-County	51,966,641
EXPENDITURES TOTAL	1,540,900.98	State Equalized Valuation	44,582,854
		State Equalization Ratio	96.60

1980 PROPERTY TAX		
STATE EQUALIZED TAX RATE		
Local District School Taxes	.69	307,594.00
Regional & Consolidated School Tax	.79	353,822.19
School Taxes in Municipal Budget		
County Taxes	.48	213,808.88
County Library Taxes		
Local Municipal Purpose Taxes		
Veteran & Senior Citizen Taxes		14,370.00
Total Taxes for Rate Computation	1.96	889,595.07
Special District Taxes		
Bank Corp. Taxes		3,248.27
Added and Omitted Taxes		558.13
Total Taxes Levied - ABSTRACT		879,031.47
Total Taxes Billed		879,597.78
1980 TAXES COLLECTED		827,621.75
1980 Taxes Cancelled, Abated or Adjusted		5,718.14
Transfer to Tax Title Liens or Foreclosed		3,463.92
Balance Outstanding Dec. 31, 1980		42,793.97
PRIOR YEARS TAXES OUTSTANDING		
Balance January 1, 1980		34,213.72
Collected in 1980		27,832.28
Cancelled, Abated or Adjusted 1980		786.06
Transfers to Tax Title Liens or Foreclosed		3,113.13
Balance December 31, 1980		2,482.25
TAX TITLE LIENS OUTSTANDING		
Balance January 1, 1980		681.94
Transfer From Taxes		6,989.79
Redeemed in 1980		
Cancelled, Abated or Adjusted (1980)		
Transfers to Foreclosed Property		
Balance December 31, 1980		7,671.73
PROPERTY ACQUIRED BY DEED OR FORECLOSURE		
Balance January 1, 1980		
Transfers From Taxes or Liens		
Sale for Cash (1980)		
Cancelled, Abated or Adjusted (1980)		
Balance December 31, 1980		
CURRENT FINANCES DECEMBER 31, 1980		
ASSETS		
Cash Dec. 31, 1980		1,183,725.84
Taxes Receivable		45,276.22
Tax Title Liens		7,671.73
Foreclosed Property		
Emergencies & Other Deferred Charges		15,371.99
State and Federal Aid Receivable		
Other Receivables		78,590.82
Total		1,330,636.60
LIABILITIES, RESERVES, AND SURPLUS		
Cash Liabilities		583,869.05
Reserves for Receivables		131,538.77
Surplus Dec. 31, 1980		615,228.78
Total		1,330,636.60

1980 3000

0712

Population 1970 21,125
Population 1980 19,543
S & P Rating
Moody Rating AAA

General Tax Rate Per $100. 3.39
State Equalized Tax Rate 2.39

MILLBURN TOWNSHIP – ESSEX COUNTY

Form of Government:
Township Committee
Number of Members on Governing Body 5

PER CAPITA:		PER CENT:	
Gross Debt	637.91	Gross Debt	1.46
Net Debt	373.41	Net Debt	.86
Debt Service	36.07	Tax Levy Collected	98.86
Total Tax Levy	1,239.34	Tax Levy Cancelled, Abated or Adjusted	.03
Municipal Expenditures	504.02		

EXPENDITURES	
GENERAL GOVERNMENT	
Governing Body & Public Boards	
Municipal Clerk	110,000.00
Financial Administration	75,600.00
Assessment of Taxes	53,050.00
Collection of Taxes	46,700.00
Planning, Housing & Development	15,790.00
Human Resources	
Elections	4,000.00
General Administration (other)	675,900.00
JUDICIARY	
Municipal Courts	60,800.00
PUBLIC SAFETY	
Fire Protection	1,449,559.00
Police Protection	1,687,919.00
Civil Defense & Disaster Control	6,385.00
Environmental Inspection & Control	69,250.00
Other Public Safety	
PUBLIC WORKS	
Streets and Drainage	715,665.20
Sewers and Sewage Processing	265,192.73
Garbage and Trash Disposal	283,000.00
Public Buildings and Grounds	196,058.00
Other Public Works	207,450.00
HEALTH and WELFARE	
Health Services Except Environmental	115,311.50
Welfare-Public Assistance	13,055.00
Hospitals, Clinics, First Aid	3,700.00
Animal, Insect, & Rodent Control	
Other Welfare Services	6,000.00
RECREATION and CONSERVATION	
Beaches and Boardwalks	
Parks, Playgrounds, Shade Trees	595,017.00
Land Reclamation & Conservation	
Other Recreational Services	3,000.00
EDUCATION (excluding schools)	
Libraries	250,000.00
Other Educational Services	
STATUTORY EXPENDITURES	
Pensions & F. I. C. A.	758,839.05
Employee Fringe Benefits	195,000.00
Other Statutory Expenditures	
CETA And Other Public Employment Programs	
MUNICIPAL FUNCTIONS TOTAL	7,862,241.48
CAPITAL IMPROVEMENTS *MEMO*	35,000.00
DEBT SERVICE	
Principal Payments	496,500.00
Interest Payments	208,434.43
DEFERRED CHARGES	51,663.86
SCHOOL, COUNTY, SPECIAL DISTRICT TAXES	20,826,068.04
RESERVE FOR UNCOLLECTED TAXES	1,231,270.37
EXPENDITURES TOTAL	30,676,178.18

REVENUES-REALIZED		
1980 Property Taxes Collected		24,203,386.82
1980 Payments in Lieu of Taxes		151,789.80
Delinquent Tax & Lien Collections		230,636.88
Business Personalty Replacement Taxes		437,675.24
Taxes from Public Utilities		1,366,114.20
Other Miscellaneous Tax Revenues		1,354,832.36
State Aid Revenues		158,263.92
Federal Aid Revenues		
State and Local Fiscal Assistance Act Utilized		196,568.78
Sale of Acquired Property		
Other Miscellaneous Revenues		1,340,187.76
	Total	29,439,405.76
Prior Years Surplus Appropriated		1,875,000.00
REVENUES	TOTAL	31,314,405.76
Reserve For Uncollected Taxes		1,231,270.37
CAPITAL OUTLAY	TOTAL	420,065.03
Public Enterprises		
Recreation—Culture		45,694.18
Public Works		313,571.93
Buildings and Grounds		60,798.92
Library and Education		
Conservation		
All Other		

CAPITAL DEBT AUTHORIZED, DECEMBER 31, 1980

ISSUED AND UNISSUED	GROSS DEBT	NET DEBT
School	5,169,000	
Self-liquidating		
Other	7,297,620	7,297,620
Total	12,466,620	7,297,620

ISSUED AND OUTSTANDING	
School	5,169,000.00
Self-Liquidating	
Other	4,401,950.00
Total	9,570,950.00
EQUALIZED VALUATION BASIS FOR NET DEBT COMPUTATION	852,206,232

REAL PROPERTY VALUATIONS

Code	Class	# of Parcels	% VAL'N	ASSESSED VALUATION
1	Vacant Land	146	1.16	8,198,400.00
2	Residential	5934	79.67	563,339,800.00
3	Farm			
4a	Commercial	215	15.01	106,101,700.00
4b	Industrial	55	2.04	14,417,800.00
4c	Apartments	22	2.12	15,000,300.00
Total		6352		707,058,000.00

Land Area	10.00 Sq. Miles
Net Valuation Taxable-Municipal	714,393,100
Net Valuation Taxable-County	864,508,688
State Equalized Valuation	1,007,873,269
State Equalization Ratio	70.67

1980 PROPERTY TAX		
STATE EQUALIZED TAX RATE		
Local District School Taxes	.97	9,783,886.63
Regional & Consolidated School Tax		
School Taxes in Municipal Budget		
County Taxes	1.09	11,042,181.41
County Library Taxes		
Local Municipal Purpose Taxes	.33	3,358,973.30
Veteran & Senior Citizen Taxes		101,910.00
Total Taxes for Rate Computation	2.39	24,286,951.34
Special District Taxes		
Bank Corp. Taxes		35,475.97
Added and Omitted Taxes		
Total Taxes Levied - ABSTRACT		24,220,517.31
Total Taxes Billed		24,483,458.02
1980 TAXES COLLECTED		24,203,386.82
1980 Taxes Cancelled, Abated or Adjusted		7,594.33
Transfer to Tax Title Liens or Foreclosed		2,708.61
Balance Outstanding Dec. 31, 1980		269,768.26
PRIOR YEARS TAXES OUTSTANDING		
Balance January 1, 1980		230,638.21
Collected in 1980		230,636.38
Cancelled, Abated or Adjusted 1980		
Transfers to Tax Title Liens or Foreclosed		
Balance December 31, 1980		1.83
TAX TITLE LIENS OUTSTANDING		
Balance January 1, 1980		15,772.44
Transfer From Taxes		2,771.11
Redeemed in 1980		
Cancelled, Abated or Adjusted (1980)		
Transfers to Foreclosed Property		
Balance December 31, 1980		18,543.55
PROPERTY ACQUIRED BY DEED OR FORECLOSURE		
Balance January 1, 1980		14,000.00
Transfers From Taxes or Liens		
Sale for Cash (1980)		
Cancelled, Abated or Adjusted (1980)		
Balance December 31, 1980		14,000.00

CURRENT FINANCES DECEMBER 31, 1980

ASSETS	
Cash Dec. 31, 1980	4,036,088.11
Taxes Receivable	269,770.09
Tax Title Liens	18,543.55
Foreclosed Property	14,000.00
Emergencies & Other Deferred Charges	89,000.00
State and Federal Aid Receivable	1,120.78
Other Receivables	21,113.37
Total	4,449,635.90
LIABILITIES, RESERVES, AND SURPLUS	
Cash Liabilities	1,367,249.92
Reserves for Receivables	323,427.01
Surplus Dec. 31, 1980	2,758,958.97
Total	4,449,635.90

1980/3000

1812

Papulation 1970 **630**
Population 1980 **530**
S & P Rating
Moody Rating

General Tax Rate Per $100. **4.19**
State Equalized Tax Rate **1.72**

MILLSTONE BOROUGH — SOMERSET COUNTY

Form of Government:
Borough Council
Number of Members on Governing Body 6

PER CAPITA:		PER CENT:	
Gross Debt	32.87	Gross Debt	.15
Net Debt	32.87	Net Debt	.15
Debt Service	3.51	Tax Levy Collected	96.41
Total Tax Levy	439.25	Tax Levy Cancelled, Abated or Adjusted	
Municipal Expenditures	139.78		

EXPENDITURES		
GENERAL GOVERNMENT		
Governing Body & Public Boards		
Municipal Clerk		
Financial Administration	4,700.00	
Assessment of Taxes	2,525.00	
Collection of Taxes	3,100.00	
Planning, Housing & Development	1,400.00	
Human Resources		
Elections	250.00	
General Administration (other)	16,200.00	
JUDICIARY		
Municipal Courts	525.00	
PUBLIC SAFETY		
Fire Protection	10,244.12	
Police Protection	500.00	
Civil Defense & Disaster Control	25.00	
Environmental Inspection & Control	1,375.00	
Other Public Safety		
PUBLIC WORKS		
Streets and Drainage	6,597.89	
Sewers and Sewage Processing		
Garbage and Trash Disposal	10,000.00	
Public Buildings and Grounds	1,300.00	
Other Public Works		
HEALTH and WELFARE		
Health Services Except Environmental	2,150.00	
Welfare-Public Assistance	110.00	
Hospitals, Clinics, First Aid		
Animal, Insect, & Rodent Control		
Other Welfare Services		
RECREATION and CONSERVATION		
Beaches and Boardwalks		
Parks, Playgrounds, Shade Trees	2,300.00	
Land Reclamation & Conservation	25.00	
Other Recreational Services		
EDUCATION (excluding schools)		
Libraries		
Other Educational Services	1,500.00	
STATUTORY EXPENDITURES		
Pensions & F. I. C. A.	2,000.00	
Employee Fringe Benefits		
Other Statutory Expenditures	200.00	
CETA And Other Public Employment Programs		
MUNICIPAL FUNCTIONS TOTAL	67,127.01	
CAPITAL IMPROVEMENTS *MEMO*		
DEBT SERVICE		
Principal Payments	1,000.00	
Interest Payments	862.75	
DEFERRED CHARGES		
SCHOOL, COUNTY, SPECIAL DISTRICT TAXES	231,928.46	
RESERVE FOR UNCOLLECTED TAXES	5,094.22	
EXPENDITURES TOTAL	306,012.44	

REVENUES-REALIZED		
1980 Property Taxes Collected		223,897.43
1980 Payments in Lieu of Taxes		
Delinquent Tax & Lien Collections		3,742.48
Business Personalty Replacement Taxes		2,411.84
Taxes from Public Utilities		43,822.00
Other Miscellaneous Tax Revenues		
State Aid Revenues		4,415.63
Federal Aid Revenues		
State and Local Fiscal Assistance Act Utilized		3,058.10
Sale of Acquired Property		
Other Miscellaneous Revenues		10,712.72
	Total	292,060.20
Prior Years Surplus Appropriated		25,000.00
REVENUES	TOTAL	317,060.20
Reserve For Uncollected Taxes		5,094.22

CAPITAL OUTLAY	TOTAL
Public Enterprises	
Recreation—Culture	
Public Works	
Buildings and Grounds	
Library and Education	
Conservation	
All Other	

CAPITAL DEBT AUTHORIZED, DECEMBER 31, 1980

ISSUED AND UNISSUED	GROSS DEBT	NET DEBT
School		
Self-liquidating		
Other	17,422	17,422
Total	17,422	17,422

ISSUED AND OUTSTANDING		
School		
Self-Liquidating		
Other		14,000.00
	Total	14,000.00
EQUALIZED VALUATION BASIS FOR NET DEBT COMPUTATION		11,416,449

REAL PROPERTY VALUATIONS

Code	Class	# of Parcels	% VAL'N	ASSESSED VALUATION
1	Vacant Land	9	1.41	77,700.00
2	Residential	153	85.72	4,723,000.00
3	Farm	8	2.48	137,100.00
4a	Commercial	8	10.38	572,160.00
4b	Industrial			
4c	Apartments			
Total		178		5,509,960.00

Land Area .60 Sq. Miles

Net Valuation Taxable-Municipal	5,542,322
Net Valuation Taxable-County	11,278,499
State Equalized Valuation	13,393,080
State Equalization Ratio	41.24

1980 PROPERTY TAX		
STATE EQUALIZED TAX RATE		
Local District School Taxes	1.29	173,353.00
Regional & Consolidated School Tax		
School Taxes in Municipal Budget		
County Taxes	.41	55,232.61
County Library Taxes	.02	3,342.85
Local Municipal Purpose Taxes		
Veteran & Senior Citizen Taxes		3,820.00
Total Taxes for Rate Computotion	1.72	235,748.46
Special District Taxes		
Bank Corp. Taxes		872.72
Added and Omitted Taxes		
Total Taxes Levied - ABSTRACT		232,801.18
Total Taxes Billed		232,223.30
1980 TAXES COLLECTED		223,897.43
1980 Taxes Cancelled, Abated or Adjusted		
Transfer to Tax Title Liens or Foreclosed		
Balance Outstanding Dec. 31, 1980		8,325.87

PRIOR YEARS TAXES OUTSTANDING	
Balance January 1, 1980	3,742.48
Collected in 1980	3,742.48
Cancelled, Abated or Adjusted 1980	
Transfers to Tax Title Liens or Foreclosed	
Balance December 31, 1980	
TAX TITLE LIENS OUTSTANDING	
Balance January 1, 1980	
Transfer From Taxes	
Redeemed in 1980	
Cancelled, Abated or Adjusted (1980)	
Transfers to Foreclosed Property	
Balance December 31, 1980	
PROPERTY ACQUIRED BY DEED OR FORECLOSURE	
Balance January 1, 1980	
Transfers From Taxes or Liens	
Sale for Cash (1980)	
Cancelled, Abated or Adjusted (1980)	
Balance December 31, 1980	

CURRENT FINANCES DECEMBER 31, 1980	
ASSETS	
Cash Dec. 31, 1980	70,326.75
Taxes Receivable	8,325.87
Tax Title Liens	
Foreclosed Property	
Emergencies & Other Deferred Charges	
State and Federal Aid Receivable	
Other Receivables	61.34
Total	78,713.96
LIABILITIES, RESERVES, AND SURPLUS	
Cash Liabilities	23,776.12
Reserves for Receivables	8,387.21
Surplus Dec. 31, 1980	46,550.63
Total	78,713.96

1332

Populotion 1970 2,545
Populotion 1980 3,926
S & P Roting
Moody Roting

Generol Tox Rate Per $100. 2.05
State Equolized Tox Rote 1.93

MILLSTONE TOWNSHIP — MONMOUTH COUNTY

Form of Government:
Township Committee
Number of Members on Governing Body 3

PER CAPITA:		PER CENT:	
Gross Debt	37.57	Gross Debt	.16
Net Debt	37.57	Net Debt	.16
Debt Service		Tax Levy Collected	89.25
Total Tax Levy	595.09	Tox Levy Concelled, Aboted or Adjusted	.69
Municipol Expenditures	238.67		

EXPENDITURES	
GENERAL GOVERNMENT	
Governing Body & Public Boords	
Municipol Clerk	8,285.00
Finoncial Administrotion	13,400.00
Assessment of Toxes	23,600.00
Collection of Toxes	15,950.00
Plonning, Housing & Development	51,360.00
Humon Resources	2,800.00
Elections	1,200.00
Generol Administration (other)	118,900.00
JUDICIARY	
Municipol Courts	10,100.00
PUBLIC SAFETY	
Fire Protection	2,000.00
Police Protection	6,500.00
Civil Defense & Disoster Control	1,000.00
Environmentol Inspection & Control	17,650.00
Other Public Safety	
PUBLIC WORKS	
Streets ond Drainoge	257,000.00
Sewers ond Sewoge Processing	
Garbage and Trosh Disposol	2,500.00
Public Buildings ond Grounds	9,000.00
Other Public Works	
HEALTH and WELFARE	
Heolth Services Except Environmentol	18,475.00
Welfore-Public Assistonce	9,925.00
Hospitals, Clinics, First Aid	5,000.00
Animol, Insect, & Rodent Control	640.00
Other Welfore Services	
RECREATION ond CONSERVATION	
Beoches ond Boordwolks	
Porks, Playgrounds, Shode Trees	1,000.00
Lond Reclomotion & Conservotion	5,500.00
Other Recreotionol Services	15,400.00
EDUCATION (excluding schools)	
Librories	
Other Educotionol Services	4,000.00
STATUTORY EXPENDITURES	
Pensions & F. I. C. A.	18,000.00
Employee Fringe Benefits	3,000.00
Other Stotutory Expenditures	2,000.00
CETA And Other Public Employment Progroms	7,473.00
MUNICIPAL FUNCTIONS TOTAL	531,658.00
CAPITAL IMPROVEMENTS *MEMO*	40,000.00
DEBT SERVICE	
Principal Poyments	
Interest Poyments	
DEFERRED CHARGES	29,450.00
SCHOOL, COUNTY, SPECIAL DISTRICT TAXES	2,161,506.02
RESERVE FOR UNCOLLECTED TAXES	275,892.00
EXPENDITURES TOTAL	3,098,506.02

REVENUES-REALIZED		
1980 Property Toxes Collected		2,092,169.30
1980 Poyments in Lieu of Toxes		8,638.92
Delinquent Tox & Lien Collections		200,739.78
Business Personolty Replocement Toxes		45,528.60
Toxes from Public Utilities		197,763.10
Other Miscelloneous Tox Revenues		
Stote Aid Revenues		18,336.65
Federol Aid Revenues		6,908.31
Stote ond Locol Fiscol Assistonce Act Utilized		58,620.81
Sole of Acquired Property		
Other Miscelloneous Revenues		220,319.53
	Totol	2,849,025.00
Prior Yeors Surplus Appropriated		375,000.00
REVENUES	TOTAL	3,224,025.00
Reserve For Uncollected Toxes		275,892.00
CAPITAL OUTLAY	TOTAL	1,190.00
Public Enterprises		
Recreotion—Culture		
Public Works		1,190.00
Buildings ond Grounds		
Librory ond Educotion		
Conservotion		
All Other		

CAPITAL DEBT AUTHORIZED, DECEMBER 31, 1980

ISSUED AND UNISSUED	GROSS DEBT	NET DEBT
School		
Self-liquidoting		
Other	147,500	147,500
Totol	147,500	147,500

ISSUED AND OUTSTANDING	
School	
Self-Liquidating	
Other	
Totol	

EQUALIZED VALUATION BASIS FOR NET DEBT COMPUTATION	91,216,353

REAL PROPERTY VALUATIONS

Code	Class	# of Parcels	% VAL'N	ASSESSED VALUATION
1	Vacont Lond	631	13.46	14,376,900.00
2	Residentiol	834	55.79	59,573,200.00
3	Farm	589	22.44	23,954,600.00
4o	Commerciol	47	6.12	6,531,700.00
4b	Industrial	3	1.55	1,652,400.00
4c	Apartments	4	.64	684,800.00
Total		2118		106,773,600.00

Lond Areo 37.38 Sq. Miles

Net Voluotion Toxoble-Municipol	107,753,927
Net Voluotion Toxoble-County	98,636,349
Stote Equolized Voluotion	113,813,044
Stote Equolizotion Ratio	94.63

1980 PROPERTY TAX		
STATE EQUALIZED TAX RATE		
Locol District School Toxes	1.34	1,526,232.00
Regionol & Consolidated School Tox		
School Toxes in Municipol Budget		
County Toxes	.48	549,518.26
County Librory Toxes	.02	20,755.76
Local Municipol Purpose Toxes	.10	109,000.00
Veteron & Senior Citizen Toxes		22,710.00
Totol Toxes for Rote Computotion	1.94	2,228,216.02
Speciol District Toxes		65,000.00
Bank Corp. Toxes		657.72
Added ond Omitted Toxes		65,154.52
Totol Toxes Levied - ABSTRACT		2,336,318.26
Totol Toxes Billed		2,344,037.38
1980 TAXES COLLECTED		2,092,169.30
1980 Toxes Concelled, Abated or Adjusted		16,243.47
Transfer to Tox Title Liens or Foreclosed		28,639.67
Bolonce Outstonding Dec. 31, 1980		206,984.94
PRIOR YEARS TAXES OUTSTANDING		
Bolonce Jonuory 1, 1980		198,634.37
Collected in 1980		176,544.26
Concelled, Aboted or Adjusted 1980		428.38
Tronsfers to Tax Title Liens or Foreclosed		17,644.55
Bolonce December 31, 1980		4,017.18
TAX TITLE LIENS OUTSTANDING		
Bolonce Jonuory 1, 1980		52,608.21
Tronsfer From Toxes		48,964.40
Redeemed in 1980		24,195.52
Concelled, Aboted or Adjusted (1980)		
Tronsfers to Foreclosed Property		
Bolonce December 31, 1980		77,377.09
PROPERTY ACQUIRED BY DEED OR FORECLOSURE		
Bolonce Jonuory 1, 1980		6,580.00
Tronsfers From Toxes or Liens		
Sole for Cosh (1980)		
Concelled, Abated or Adjusted (1980)		
Bolonce December 31, 1980		6,580.00

CURRENT FINANCES DECEMBER 31, 1980	
ASSETS	
Cosh Dec. 31, 1980	1,370,761.38
Toxes Receivoble	211,002.12
Tox Title Liens	77,377.09
Foreclosed Property	6,580.00
Emergencies & Other Deferred Chorges	32,355.00
Stote ond Federol Aid Receivoble	3,437.79
Other Receivobles	213,072.92
Totol	1,914,586.30
LIABILITIES, RESERVES, AND SURPLUS	
Cosh Liobilities	1,004,390.67
Reserves for Receivobles	508,032.13
Surplus Dec. 31, 1980	402,163.50
Totol	1,914,586.30

980/3000

1212

Population 1970 6,455
Population 1980 7,136
S & P Roting
Moody Roting A

General Tax Rate Per $100. 2.23
State Equalized Tax Rate 2.01

MILLTOWN BOROUGH – MIDDLESEX COUNTY

Form of Government:
Borough Council
Number of Members on Governing Body 6

PER CAPITA		PER CENT:	
Gross Debt	505.65	Gross Debt	2.55
Net Debt	174.23	Net Debt	.88
Debt Service	23.30	Tax Levy Collected	98.64
Total Tax Levy	462.77	Tox Levy Cancelled, Abated or Adjusted	.09
Municipal Expenditures	177.19		

EXPENDITURES	
GENERAL GOVERNMENT	
Governing Body & Public Boards	
Municipal Clerk	
Financial Administration	12,778.00
Assessment of Taxes	4,877.00
Collection of Taxes	20,623.00
Planning, Housing & Development	4,949.00
Human Resources	10,050.00
Elections	3,024.00
General Administration (other)	122,525.00
JUDICIARY	
Municipal Courts	21,219.00
PUBLIC SAFETY	
Fire Protection	27,738.00
Police Protection	283,773.00
Civil Defense & Disaster Control	1,105.00
Environmental Inspection & Control	5,893.00
Other Public Safety	
PUBLIC WORKS	
Streets and Drainage	111,993.00
Sewers and Sewage Processing	39,267.00
Garbage and Trash Disposal	118,352.00
Public Buildings and Grounds	13,373.00
Other Public Works	2,250.00
HEALTH and WELFARE	
Health Services Except Environmental	9,168.00
Welfare-Public Assistance	1,052.00
Hospitals, Clinics, First Aid	
Animal, Insect, & Rodent Control	
Other Welfare Services	
RECREATION and CONSERVATION	
Beaches and Boardwalks	
Parks, Playgrounds, Shade Trees	57,860.00
Land Reclamation & Conservation	
Other Recreational Services	29,407.00
EDUCATION (excluding schools)	
Libraries	16,886.00
Other Educational Services	900.00
STATUTORY EXPENDITURES	
Pensions & F. I. C. A.	71,746.00
Employee Fringe Benefits	24,858.00
Other Statutory Expenditures	4,050.00
CETA And Other Public Employment Programs	
MUNICIPAL FUNCTIONS TOTAL	1,020,156.00
CAPITAL IMPROVEMENTS *MEMO*	5,550.00
DEBT SERVICE	
Principal Payments	105,000.00
Interest Payments	61,278.15
DEFERRED CHARGES	10,000.00
SCHOOL, COUNTY, SPECIAL DISTRICT TAXES	3,021,427.25
RESERVE FOR UNCOLLECTED TAXES	68,000.00
EXPENDITURES TOTAL	4,285,861.40

REVENUES REALIZED		
1980 Property Taxes Collected		3,252,478.27
1980 Payments in Lieu of Taxes		
Delinquent Tax & Lien Collections		30,314.54
Business Personalty Replacement Taxes		98,343.36
Taxes from Public Utilities		132,630.00
Other Miscellaneous Tax Revenues		
State Aid Revenues		59,391.11
Federal Aid Revenues		
State and Local Fiscal Assistance Act Utilized		28,142.00
Sale of Acquired Property		
Other Miscellaneous Revenues		554,144.47
Total		4,155,443.75
Prior Years Surplus Appropriated		100,000.00
REVENUES TOTAL		4,255,443.75
Reserve For Uncollected Taxes		68,000.00
CAPITAL OUTLAY TOTAL		131,296.73
Public Enterprises		7,878.68
Recreation—Culture		
Public Works		59,142.21
Buildings and Grounds		64,275.84
Library and Educotion		
Conservotion		
All Other		

CAPITAL DEBT AUTHORIZED, DECEMBER 31, 1980

ISSUED AND UNISSUED	GROSS DEBT	NET DEBT
School	1,708,000	
Self-liquidating	657,000	
Other	1,243,304	1,243,304
Total	3,608,304	1,243,304

ISSUED AND OUTSTANDING	
School	1,708,000.00
Self-Liquidating	399,000.00
Other	1,181,700.00
Total	3,288,700.00
EQUALIZED VALUATION BASIS FOR NET DEBT COMPUTATION	141,474,001

REAL PROPERTY VALUATIONS

Code	Class	# of Parcels	% VAL'N	ASSESSED VALUATION
1	Vacant Land	91	2.31	3,395,900.00
2	Residential	2116	82.93	121,978,100.00
3	Farm	2	.11	166,400.00
4a	Commercial	84	6.20	9,118,600.00
4b	Industrial	9	7.88	11,585,800.00
4c	Apartments	8	.57	844,700.00
Total		2310		147,089,500.00

Land Area 1.60 Sq. Miles

Net Valuation Taxable-Municipal	147,736,858
Net Valuation Taxable-County	389,374,719
State Equalized Valuation	163,129,711
State Equalization Ratio	90.53

1980 PROPERTY TAX		
STATE EQUALIZED TAX RATE		
Local District School Taxes	1.32	2,147,056.00
Regional & Consolidated School Tax		
School Taxes in Municipal Budget		
County Taxes	.54	874,371.25
County Library Taxes		
Local Municipal Purpose Taxes	.17	272,498.18
Veteran & Senior Citizen Taxes		73,470.00
Total Taxes for Rate Computation	2.03	3,367,395.43
Special District Taxes		
Bank Corp. Taxes		5,444.67
Added and Omitted Taxes		2,930.28
Total Taxes Levied - ABSTRACT		3,302,300.38
Total Taxes Billed		3,297,462.21
1980 TAXES COLLECTED		3,252,478.27
1980 Taxes Cancelled, Abated or Adjusted		2,852.52
Transfer to Tax Title Liens or Foreclosed		
Balance Outstanding Dec. 31, 1980		42,131.42
PRIOR YEARS TAXES OUTSTANDING		
Balance January 1, 1980		32,429.05
Collected in 1980		30,314.54
Cancelled, Aboted or Adjusted 1980		
Transfers to Tax Title Liens or Foreclosed		
Balance December 31, 1980		2,114.51
TAX TITLE LIENS OUTSTANDING		
Balance January 1, 1980		518.04
Transfer From Taxes		
Redeemed in 1980		
Cancelled, Abated or Adjusted (1980)		
Transfers to Foreclosed Property		
Balance December 31, 1980		518.04
PROPERTY ACQUIRED BY DEED OR FORECLOSURE		
Balance January 1, 1980		
Transfers From Taxes or Liens		
Sale for Cash (1980)		
Cancelled, Abated or Adjusted (1980)		
Balance December 31, 1980		

CURRENT FINANCES DECEMBER 31, 1980	
ASSETS	
Cash Dec. 31, 1980	159,625.76
Taxes Receivable	44,245.93
Tax Title Liens	518.04
Foreclosed Property	
Emergencies & Other Deferred Charges	41,550.00
State and Federal Aid Receivable	
Other Receivables	5,698.59
Total	251,638.32
LIABILITIES, RESERVES, AND SURPLUS	
Cash Liabilities	96,483.04
Reserves for Receivables	50,462.56
Surplus Dec. 31, 1980	104,692.72
Total	251,638.32

0610

Population 1970 21,430
Population 1980 24,815
S & P Rating A
Moody Rating A

General Tax Rate Per $100. 3.49
State Equalized Tax Rate 2.74

MILLVILLE CITY – CUMBERLAND COUNTY

Form of Government:
Commission (1911)
Number of Members on Governing Body 5

PER CAPITA:

Gross Debt	457.18
Net Debt	108.36
Debt Service	31.22
Total Tax Levy	344.67
Municipal Expenditures	242.10

PER CENT:

Gross Debt	4.20
Net Debt	1.00
Tax Levy Collected	94.14
Tax Levy Cancelled, Abated or Adjusted	.46

EXPENDITURES	
GENERAL GOVERNMENT	
Governing Body & Public Boards	
Municipal Clerk	45,259.61
Financial Administration	84,264.16
Assessment of Taxes	69,590.32
Collection of Taxes	121,950.00
Planning, Housing & Development	56,064.56
Human Resources	284,220.71
Elections	13,700.00
General Administration (other)	373,353.76
JUDICIARY	
Municipal Courts	53,280.63
PUBLIC SAFETY	
Fire Protection	199,048.94
Police Protection	1,155,365.90
Civil Defense & Disaster Control	3,619.92
Environmental Inspection & Control	61,342.69
Other Public Safety	
PUBLIC WORKS	
Streets and Drainage	659,153.71
Sewers and Sewage Processing	
Garbage and Trash Disposal	208,360.23
Public Buildings and Grounds	163,986.76
Other Public Works	134,017.58
HEALTH and WELFARE	
Health Services Except Environmental	525.00
Welfare-Public Assistance	51,468.00
Hospitals, Clinics, First Aid	17,000.00
Animal, Insect, & Rodent Control	3,604.00
Other Welfare Services	
RECREATION and CONSERVATION	
Beaches and Boardwalks	
Parks, Playgrounds, Shade Trees	134,038.17
Land Reclamation & Conservation	
Other Recreational Services	5,355.00
EDUCATION (excluding schools)	
Libraries	115,000.00
Other Educational Services	85,000.00
STATUTORY EXPENDITURES	
Pensions & F. I. C. A.	308,506.53
Employee Fringe Benefits	143,425.00
Other Statutory Expenditures	10,750.00
CETA And Other Public Employment Programs	135,250.00
MUNICIPAL FUNCTIONS TOTAL	4,696,501.18
CAPITAL IMPROVEMENTS *MEMO*	43,006.78
DEBT SERVICE	
Principal Payments	433,000.00
Interest Payments	341,779.49
TYPE I SCHL DEBT *MEMO	667,919.00
DEFERRED CHARGES	86,277.98
SCHOOL, COUNTY, SPECIAL DISTRICT TAXES	6,852,072.60
RESERVE FOR UNCOLLECTED TAXES	450,235.64
EXPENDITURES TOTAL	12,859,866.89

REVENUES-REALIZED		
1980 Property Taxes Collected		8,072,794.24
1980 Payments in Lieu of Taxes		
Delinquent Tax & Lien Collections		265,617.00
Business Personalty Replacement Taxes		478,329.96
Taxes from Public Utilities		1,005,516.00
Other Miscellaneous Tax Revenues		
State Aid Revenues		1,082,872.21
Federal Aid Revenues		119,576.82
State and Local Fiscal Assistance Act Utilized		341,500.90
Sale of Acquired Property		
Other Miscellaneous Revenues		635,382.51
	Total	12,001,589.64
Prior Years Surplus Appropriated		650,000.00
REVENUES	TOTAL	12,651,589.64
Reserve For Uncollected Taxes		450,235.64
CAPITAL OUTLAY	TOTAL	784,174.25
Public Enterprises		266,588.79
Recreation—Culture		
Public Works		13,909.68
Buildings and Grounds		33,357.32
Library and Education		469,518.46
Conservation		
All Other		

CAPITAL DEBT AUTHORIZED, DECEMBER 31, 1980

ISSUED AND UNISSUED	GROSS DEBT	NET DEBT
School	6,930,705	
Self-liquidating	3,440,291	1,735,000
Other	973,987	953,987
Total	11,344,984	2,688,987
ISSUED AND OUTSTANDING		
School		5,721,000.00
Self-Liquidating		2,794,000.00
Other		385,000.00
Total		8,900,000.00
EQUALIZED VALUATION BASIS FOR NET DEBT COMPUTATION		269,976,135

REAL PROPERTY VALUATIONS

Code	Class	# of Parcels	% VAL'N	ASSESSED VALUATION
1	Vacant Land	2116	5.12	12,203,250.00
2	Residential	6422	63.37	150,957,800.00
3	Farm	216	1.52	3,606,600.00
4a	Commercial	422	9.11	21,692,850.00
4b	Industrial	106	14.88	35,457,250.00
4c	Apartments	45	6.01	14,310,500.00
Total		9327		238,228,250.00

Land Area 43.00 Sq. Miles

Net Valuation Taxable-Municipal	243,356,143
Net Valuation Taxable-County	291,652,536
State Equalized Valuation	307,915,165
State Equalization Ratio	78.70

1980 PROPERTY TAX		
STATE EQUALIZED TAX RATE	1.19	
Local District School Taxes		3,690,130.83
Regional & Consolidated School Tax		
School Taxes in Municipal Budget	.07	212,804.55
County Taxes	.95	* 2,949,137.22
County Library Taxes		
Local Municipal Purpose Taxes	.53	1,630,634.87
Veteran & Senior Citizen Taxes		8,052,360.00
Total Taxes for Rate Computation	2.74	16,535,067.47
Special District Taxes		
Bank Corp. Taxes		27,981.00
Added and Omitted Taxes		41,135.51
Total Taxes Levied - ABSTRACT		8,551,823.98
Total Taxes Billed		8,575,730.79
1980 TAXES COLLECTED		8,072,794.24
1980 Taxes Cancelled, Abated or Adjusted		39,229.64
Transfer to Tax Title Liens or Foreclosed		22,567.51
Balance Outstanding Dec. 31, 1980		441,139.40
PRIOR YEARS TAXES OUTSTANDING		
Balance January 1, 1980		268,572.43
Collected in 1980		244,082.88
Cancelled, Abated or Adjusted 1980		7,283.27
Transfers to Tax Title Liens or Foreclosed		11,690.05
Balance December 31, 1980		5,516.23
TAX TITLE LIENS OUTSTANDING		
Balance January 1, 1980		44,661.77
Transfer From Taxes		36,204.24
Redeemed in 1980		21,534.12
Cancelled, Abated or Adjusted (1980)		28.52
Transfers to Foreclosed Property		
Balance December 31, 1980		59,303.37
PROPERTY ACQUIRED BY DEED OR FORECLOSURE		
Balance January 1, 1980		78,265.30
Transfers From Taxes or Liens		
Sale for Cash (1980)		10,710.30
Cancelled, Abated or Adjusted (1980)		
Balance December 31, 1980		67,555.00

CURRENT FINANCES DECEMBER 31, 1980	
ASSETS	
Cash Dec. 31, 1980	2,285,400.96
Taxes Receivable	446,655.63
Tax Title Liens	59,303.37
Foreclosed Property	67,555.00
Emergencies & Other Deferred Charges	27,579.00
State and Federal Aid Receivable	88,487.34
Other Receivables	366,587.93
Total	3,341,569.23
LIABILITIES, RESERVES, AND SURPLUS	
Cash Liabilities	1,871,785.70
Reserves for Receivables	940,101.93
Surplus Dec. 31, 1980	529,681.60
Total	3,341,569.23

* ABOVE DEBT SERVICE INCLUDES TYPE I SCHOOL DEBT

*Includes County Health Service Taxes or County Vocational School Taxes. See Table 13, pgs. 675, 676.

1420

Population 1970 3,575
Population 1980 3,325
S & P Rating
Moody Rating

General Tax Rate Per $100. 2.83
State Equalized Tax Rate 2.57

MINE HILL TOWNSHIP – MORRIS COUNTY

Form of Government:
Mayor-Council Plan E (OMCL50)
Number of Members on Governing Body 5

PER CAPITA:		PER CENT:	
Gross Debt	176.33	Gross Debt	.99
Net Debt	176.33	Net Debt	.99
Debt Service		Tax Levy Collected	96.97
Total Tax Levy	548.48	Tax Levy Cancelled, Abated or Adjusted	.62
Municipal Expenditures	224.21		

EXPENDITURES	
GENERAL GOVERNMENT	
Governing Body & Public Baards	
Municipal Clerk	
Financial Administration	7,622.16
Assessment of Taxes	9,100.14
Collection of Taxes	11,003.85
Planning, Housing & Development	9,706.00
Human Resources	
Elections	821.03
General Administration (other)	121,846.90
JUDICIARY	
Municipal Courts	15,919.90
PUBLIC SAFETY	
Fire Protection	18,887.10
Police Protectian	171,317.24
Civil Defense & Disaster Control	6,835.72
Environmental Inspection & Control	4,334.02
Other Public Safety	
PUBLIC WORKS	
Streets and Drainage	72,380.99
Sewers and Sewage Processing	
Garbage and Trash Disposal	
Public Buildings and Grounds	16,650.00
Other Public Works	
HEALTH and WELFARE	
Health Services Except Environmental	26,103.00
Welfare-Public Assistance	985.00
Haspitals, Clinics, First Aid	
Animal, Insect, & Rodent Control	2,000.00
Other Welfare Services	
RECREATION and CONSERVATION	
Beaches and Baardwalks	
Parks, Playgrounds, Shade Trees	
Land Reclamatian & Canservation	294.28
Other Recreational Services	6,159.47
EDUCATION (excluding schools)	
Libraries	
Other Educational Services	
STATUTORY EXPENDITURES	
Pensians & F. I. C. A.	36,130.08
Employee Fringe Benefits	8,641.12
Other Statutary Expenditures	1,600.00
CETA And Other Public Emplayment Programs	23,226.53
MUNICIPAL FUNCTIONS TOTAL	571,564.53
CAPITAL IMPROVEMENTS *MEMO*	
DEBT SERVICE	
Principal Payments	
Interest Payments	
DEFERRED CHARGES	71,972.67
SCHOOL, COUNTY, SPECIAL DISTRICT TAXES	1,487,892.85
RESERVE FOR UNCOLLECTED TAXES	101,977.10
EXPENDITURES TOTAL	2,233,407.15

REVENUES-REALIZED	
1980 Praperty Taxes Collected	1,772,900.00
1980 Payments in Lieu af Taxes	
Delinquent Tax & Lien Collections	38,692.79
Business Personalty Replacement Taxes	57,790.40
Taxes fram Public Utilities	91,795.00
Other Miscellaneous Tax Revenues	
State Aid Revenues	35,000.58
Federal Aid Revenues	11,808.70
State and Local Fiscal Assistance Act Utilized	34,781.00
Sale of Acquired Property	
Other Miscellaneous Revenues	132,628.50
Total	2,175,396.97
Prior Years Surplus Appropriated	150,000.00
REVENUES TOTAL	2,325,396.97
Reserve For Uncollected Taxes	101,977.10
CAPITAL OUTLAY TOTAL	72,578.01
Public Enterprises	27,122.42
Recreatian—Culture	
Public Works	45,455.59
Buildings and Grounds	
Library and Educatian	
Conservatian	
All Other	

CAPITAL DEBT AUTHORIZED, DECEMBER 31, 1980

ISSUED AND UNISSUED	GROSS DEBT	NET DEBT
School		
Self-liquidating	348,000	348,000
Other	238,300	238,300
Total	586,300	586,300

ISSUED AND OUTSTANDING	
School	
Self-Liquidating	348,000.00
Other	
Total	348,000.00
EQUALIZED VALUATION BASIS FOR NET DEBT COMPUTATION	59,023,006

REAL PROPERTY VALUATIONS

Code	Class	# af Parcels	% VAL'N	ASSESSED VALUATION
1	Vacant Land	246	7.99	4,859,500.00
2	Residential	1060	87.81	53,423,700.00
3	Farm	2	.01	9,000.00
4a	Commercial	29	3.95	2,403,400.00
4b	Industrial			
4c	Apartments	1	.24	145,300.00
Total		1338		60,840,900.00

Land Area 2.95 Sq. Miles

Net Valuatian Taxable-Municipal	61,295,661
Net Valuatian Taxable-County	68,584,707
State Equalized Valuation	67,320,241
State Equalization Ratio	90.99

1980 PROPERTY TAX		
STATE EQUALIZED TAX RATE		
Local District School Taxes	1.74	1,169,131.50
Regional & Consolidated School Tax		
School Taxes in Municipal Budget		
County Taxes	.37	247,404.31
County Library Taxes	.01	10,069.48
Local Municipal Purpose Taxes	.45	302,708.00
Veteran & Seniar Citizen Taxes		31,760.00
Total Taxes for Rate Computation	2.57	1,761,073.29
Special District Taxes		61,287.56
Bank Corp. Taxes		800.99
Added and Omitted Taxes		32,279.32
Total Taxes Levied - ABSTRACT		1,823,681.16
Total Taxes Billed		1,828,234.09
1980 TAXES COLLECTED		1,772,900.00
1980 Taxes Cancelled, Abated or Adjusted		11,351.10
Transfer to Tax Title Liens ar Foreclased		3,363.64
Balance Outstanding Dec. 31, 1980		40,619.35
PRIOR YEARS TAXES OUTSTANDING		
Balance January 1, 1980		51,715.28
Collected in 1980		38,692.79
Cancelled, Abated ar Adjusted 1980		12,933.06
Transfers to Tax Title Liens or Fareclosed		89.43
Balance December 31, 1980		
TAX TITLE LIENS OUTSTANDING		
Balance January 1, 1980		17,355.30
Transfer From Taxes		3,471.17
Redeemed in 1980		
Cancelled, Abated or Adjusted (1980)		338.04
Transfers to Foreclased Property		
Balance December 31, 1980		20,488.43
PROPERTY ACQUIRED BY DEED OR FORECLOSURE		
Balance January 1, 1980		34,905.00
Transfers Fram Taxes or Liens		
Sale far Cash (1980)		
Cancelled, Abated ar Adjusted (1980)		
Balance December 31, 1980		34,905.00
CURRENT FINANCES DECEMBER 31, 1980		
ASSETS		
Cash Dec. 31, 1980		535,028.20
Taxes Receivable		40,619.35
Tax Title Liens		20,488.43
Foreclased Property		34,905.00
Emergencies & Other Deferred Charges		73,800.00
State and Federal Aid Receivable		
Other Receivables		97,512.43
Total		802,353.41
LIABILITIES, RESERVES, AND SURPLUS		
Cash Liabilities		177,992.37
Reserves far Receivables		193,525.21
Surplus Dec. 31, 1980		430,835.83
Total		802,353.41

1333

Population 1970 2,045
Population 1980 3,318
S & P Rating
Moody Rating

General Tax Rate Per $100. 3.82
State Equalized Tax Rate 2.37

MONMOUTH BEACH BOROUGH — MONMOUTH COUNTY

Form of Government: Commission (1911)
Number of Members on Governing Body 3

PER CAPITA:		PER CENT:	
Gross Debt	838.53	Gross Debt	3.20
Net Debt	403.63	Net Debt	1.54
Debt Service	24.83	Tax Levy Collected	96.27
Total Tax Levy	724.25	Tax Levy Cancelled, Abated or Adjusted	
Municipal Expenditures	339.81		

EXPENDITURES		REVENUES-REALIZED	
GENERAL GOVERNMENT			
Governing Body & Public Boards			
Municipal Clerk		1980 Property Taxes Collected	2,311,734.32
Financial Administration	19,034.56	1980 Payments in Lieu of Taxes	
Assessment of Taxes	10,931.77	Delinquent Tax & Lien Collections	50,187.96
Collection of Taxes	600.00	Business Personalty Replacement Taxes	7,946.68
Planning, Housing & Development	7,421.72	Taxes from Public Utilities	136,049.00
Human Resources	5,029.68	Other Miscellaneous Tax Revenues	36,000.00
Elections	1,900.00	State Aid Revenues	21,317.90
General Administration (other)	140,136.01	Federal Aid Revenues	
JUDICIARY		State and Local Fiscal Assistance Act Utilized	38,189.00
Municipal Courts	11,078.30	Sale of Acquired Property	
PUBLIC SAFETY		Other Miscellaneous Revenues	170,995.38
Fire Protection	23,327.33	Total	2,772,420.24
Police Protection	213,097.39	Prior Years Surplus Appropriated	213,000.00
Civil Defense & Disaster Control	1,000.00	REVENUES TOTAL	2,985,420.24
Environmental Inspection & Control	16,100.00	Reserve For Uncollected Taxes	155,473.50
Other Public Safety		CAPITAL OUTLAY TOTAL	70,859.69
PUBLIC WORKS			
Streets and Drainage	154,837.66	Public Enterprises	
Sewers and Sewage Processing		Recreation—Culture	
Garbage and Trash Disposal	42,018.29	Public Works	61,799.60
Public Buildings and Grounds	22,623.86	Buildings and Grounds	1,315.87
Other Public Works	1,689.00	Library and Education	
HEALTH and WELFARE		Conservation	7,744.22
Health Services Except Environmental	13,388.00	All Other	
Welfare-Public Assistance	950.00	CAPITAL DEBT AUTHORIZED, DECEMBER 31, 1980	
Hospitals, Clinics, First Aid		ISSUED AND UNISSUED — GROSS DEBT / NET DEBT	
Animal, Insect, & Rodent Control		School	1,443,017
Other Welfare Services		Self-liquidating	
RECREATION and CONSERVATION		Other	1,339,230 / 1,339,230
Beaches and Boardwalks		Total	2,782,247 / 1,339,230
Parks, Playgrounds, Shade Trees	17,496.65		
Land Reclamation & Conservation	1,474.71	ISSUED AND OUTSTANDING	
Other Recreational Services	77,218.39	School	1,443,017.79
EDUCATION (excluding schools)		Self-Liquidating	
Libraries	18,702.02	Other	809,000.00
Other Educational Services		Total	2,252,017.79
STATUTORY EXPENDITURES		EQUALIZED VALUATION BASIS	
Pensions & F. I. C. A.	62,373.00	FOR NET DEBT COMPUTATION	87,078,563
Employee Fringe Benefits	16,487.66	REAL PROPERTY VALUATIONS	
Other Statutory Expenditures	2,500.00	Code Class # of Parcels % VAL'N	ASSESSED VALUATION
CETA And Other Public Employment Programs		1 Vacant Land 302 4.24	2,645,300.00
MUNICIPAL FUNCTIONS TOTAL	881,426.00	2 Residential 1303 85.23	53,177,900.00
CAPITAL IMPROVEMENTS *MEMO*	8,000.00	3 Farm	
DEBT SERVICE		4a Commercial 27 3.66	2,284,100.00
Principal Payments	60,000.00	4b Industrial	
Interest Payments	22,381.50	4c Apartments 3 6.87	4,283,600.00
		Total 1635	62,390,900.00
DEFERRED CHARGES	8,200.00	Land Area 1.10 Sq. Miles	
SCHOOL, COUNTY, SPECIAL DISTRICT TAXES	1,835,791.49	Net Valuation Taxable-Municipal	62,650,922
RESERVE FOR UNCOLLECTED TAXES	155,473.50	Net Valuation Taxable-County	86,660,401
EXPENDITURES TOTAL	2,963,272.49	State Equalized Valuation	100,566,935
		State Equalization Ratio	62.20

1980 PROPERTY TAX		
STATE EQUALIZED TAX RATE		
Local District School Taxes	.74	747,652.50
Regional & Consolidated School Tax	.58	587,945.29
School Taxes in Municipal Budget		
County Taxes	.48	481,986.90
County Library Taxes	.02	18,206.80
Local Municipal Purpose Taxes	.55	558,847.00
Veteran & Senior Citizen Taxes		17,150.00
Total Taxes for Rate Computation	2.37	2,411,788.49
Special District Taxes		
Bank Corp. Taxes		1,841.97
Added and Omitted Taxes		6,586.39
Total Taxes Levied - ABSTRACT		2,403,066.85
Total Taxes Billed		2,401,224.88
1980 TAXES COLLECTED		2,311,734.32
1980 Taxes Cancelled, Abated or Adjusted		
Transfer to Tax Title Liens or Foreclosed		
Balance Outstanding Dec. 31, 1980		89,490.56
PRIOR YEARS TAXES OUTSTANDING		
Balance January 1, 1980		48,594.30
Collected in 1980		47,571.55
Cancelled, Abated or Adjusted 1980		
Transfers to Tax Title Liens or Foreclosed		
Balance December 31, 1980		1,022.75
TAX TITLE LIENS OUTSTANDING		
Balance January 1, 1980		12,258.01
Transfer From Taxes		
Redeemed in 1980		2,616.41
Cancelled, Abated or Adjusted (1980)		
Transfers to Foreclosed Property		
Balance December 31, 1980		9,641.60
PROPERTY ACQUIRED BY DEED OR FORECLOSURE		
Balance January 1, 1980		120,410.00
Transfers From Taxes or Liens		
Sale for Cash (1980)		
Cancelled, Abated or Adjusted (1980)		
Balance December 31, 1980		120,410.00
CURRENT FINANCES DECEMBER 31, 1980		
ASSETS		
Cash Dec. 31, 1980		833,189.20
Taxes Receivable		90,513.31
Tax Title Liens		9,641.60
Foreclosed Property		120,410.00
Emergencies & Other Deferred Charges		166,800.00
State and Federal Aid Receivable		38,168.81
Other Receivables		316,250.50
Total		1,574,973.42
LIABILITIES, RESERVES, AND SURPLUS		
Cash Liabilities		778,053.50
Reserves for Receivables		536,815.41
Surplus Dec. 31, 1980		260,104.51
Total		1,574,973.42

1980/3000

0811 ·

Papulation 1970 14,235
Population 1980 21,639
S & P Rating
Moody Rating BAA-1

General Tax Rate Per $100. 2.94
State Equalized Tax Rate 2.18

MONROE TOWNSHIP — GLOUCESTER COUNTY

Form of Government:
Mayor-Council Plan F (OMCL50)
Number of Members on Governing Body 7

PER CAPITA:		PER CENT:	
Gross Debt	597.05	Gross Debt	4.95
Net Debt	156.74	Net Debt	1.30
Debt Service	12.37	Tax Levy Collected	92.94
Total Tax Levy	311.67	Tax Levy Cancelled, Abated, or Adjusted	.13
Municipal Expenditures	225.53		

EXPENDITURES	
GENERAL GOVERNMENT	
Governing Body & Public Boards	38,000.00
Municipal Clerk	
Financial Administration	66,418.81
Assessment of Taxes	66,500.00
Collection of Taxes	75,809.14
Planning, Housing & Development	58,550.00
Human Resources	3,000.00
Elections	4,350.00
General Administration (other)	421,531.00
JUDICIARY	
Municipal Courts	75,900.00
PUBLIC SAFETY	
Fire Protection	36,700.00
Police Protection	1,054,985.10
Civil Defense & Disaster Control	150.00
Environmental Inspection & Control	97,600.00
Other Public Safety	
PUBLIC WORKS	
Streets and Drainage	503,500.00
Sewers and Sewage Processing	
Garbage and Trash Disposal	352,400.00
Public Buildings and Grounds	121,058.00
Other Public Works	3,050.00
HEALTH and WELFARE	
Health Services Except Environmental	27,300.08
Welfare-Public Assistance	5,739.00
Hospitals, Clinics, First Aid	
Animal, Insect, & Rodent Control	2,600.00
Other Welfare Services	500.00
RECREATION and CONSERVATION	
Beaches and Boardwalks	
Parks, Playgrounds, Shade Trees	24,000.00
Land Reclamation & Conservation	500.00
Other Recreational Services	50,920.00
EDUCATION (excluding schools)	
Libraries	117,000.00
Other Educational Services	1,100.00
STATUTORY EXPENDITURES	
Pensions & F. I. C. A.	184,126.81
Employee Fringe Benefits	215,785.00
Other Statutory Expenditures	14,000.00
CETA And Other Public Employment Programs	168,796.00
MUNICIPAL FUNCTIONS TOTAL	3,791,868.94
CAPITAL IMPROVEMENTS *MEMO*	75,000.00
DEBT SERVICE	
Principal Payments	115,000.00
Interest Payments	152,593.12
DEFERRED CHARGES	146,105.51
SCHOOL, COUNTY, SPECIAL DISTRICT TAXES	5,669,050.10
RESERVE FOR UNCOLLECTED TAXES	674,583.04
EXPENDITURES TOTAL	10,549,200.71

REVENUES-REALIZED	
1980 Property Taxes Collected	6,262,556.76
1980 Payments in Lieu of Taxes	
Delinquent Tax & Lien Collections	403,062.95
Business Personalty Replacement Taxes	126,176.08
Taxes from Public Utilities	1,968,800.00
Other Miscellaneous Tax Revenues	
State Aid Revenues	158,695.85
Federal Aid Revenues	170,564.71
State and Local Fiscal Assistance Act Utilized	270,628.42
Sale of Acquired Property	
Other Miscellaneous Revenues	541,525.93
Total	9,902,010.70
Prior Years Surplus Appropriated	725,911.22
REVENUES TOTAL	10,627,921.92
Reserve For Uncollected Taxes	674,583.04
CAPITAL OUTLAY TOTAL	256,591.18
Public Enterprises	
Recreation—Culture	51,635.67
Public Works	204,955.51
Buildings and Grounds	
Library and Education	
Conservation	
All Other	

CAPITAL DEBT AUTHORIZED, DECEMBER 31, 1980

ISSUED AND UNISSUED	GROSS DEBT	NET DEBT
School	9,528,000	
Self-liquidating		
Other	3,391,600	3,391,600
Total	12,919,600	3,391,600
ISSUED AND OUTSTANDING		
School		5,662,000.00
Self-Liquidating		
Other		2,677,924.59
Total		8,339,924.59
EQUALIZED VALUATION BASIS FOR NET DEBT COMPUTATION		261,042,075

REAL PROPERTY VALUATIONS

Code	Class	# of Parcels	% VAL'N	ASSESSED VALUATION
1	Vacant Land	2584	9.53	20,539,180.00
2	Residential	5344	68.70	148,106,600.00
3	Farm	606	5.34	11,514,900.00
4a	Commercial	320	12.38	26,686,500.00
4b	Industrial	20	1.33	2,867,700.00
4c	Apartments	26	2.72	5,854,300.00
Total		8900		215,569,180.00

Land Area 46.96 Sq. Miles

Net Valuation Taxable-Municipal	222,436,773
Net Valuation Taxable-County	276,823,529
State Equalized Valuation	296,689,023
State Equalization Ratio	74.38

1980 PROPERTY TAX		
STATE EQUALIZED TAX RATE		
Local District School Taxes	1.33	3,972,027.00
Regional & Consolidated School Tax		
School Taxes in Municipal Budget		
County Taxes	.57	1,697,023.10
County Library Taxes		
Local Municipal Purpose Taxes	.29	867,503.41
Veteran & Senior Citizen Taxes		177,430.00
Total Taxes for Rate Computation	2.19	6,713,983.51
Special District Taxes		
Bank Corp. Taxes		6,243.29
Added and Omitted Taxes		201,402.01
Total Taxes Levied - ABSTRACT		6,744,198.81
Total Taxes Billed		6,737,955.52
1980 TAXES COLLECTED		6,262,556.76
1980 Taxes Cancelled, Abated or Adjusted		9,076.75
Transfer to Tax Title Liens or Foreclosed		70,928.40
Balance Outstanding Dec. 31, 1980		395,393.61
PRIOR YEARS TAXES OUTSTANDING		
Balance January 1, 1980		469,984.86
Collected in 1980		341,124.04
Cancelled, Abated or Adjusted 1980		
Transfers to Tax Title Liens or Foreclosed		44,390.44
Balance December 31, 1980		84,470.38
TAX TITLE LIENS OUTSTANDING		
Balance January 1, 1980		115,805.67
Transfer From Taxes		115,318.84
Redeemed in 1980		61,938.91
Cancelled, Abated or Adjusted (1980)		
Transfers to Foreclosed Property		
Balance December 31, 1980		169,185.60
PROPERTY ACQUIRED BY DEED OR FORECLOSURE		
Balance January 1, 1980		202,400.00
Transfers From Taxes or Liens		
Sale for Cash (1980)		
Cancelled. Abated or Adjusted (1980)		
Balance December 31, 1980		202,400.00
CURRENT FINANCES DECEMBER 31, 1980		
ASSETS		
Cash Dec. 31, 1980		1,323,752.57
Taxes Receivable		479,863.99
Tax Title Liens		169,185.60
Foreclosed Property		202,400.00
Emergencies & Other Deferred Charges		50,477.27
State and Federal Aid Receivable		5,282.58
Other Receivables		137,198.71
Total		2,368,160.72
LIABILITIES, RESERVES, AND SURPLUS		
Cash Liabilities		500,251.29
Reserves for Receivables		988,648.30
Surplus Dec. 31, 1980		879,261.13
Total		2,368,160.72

1980/3000

1213

Population 1970	9,180
Population 1980	15,858
S & P Rating	
Moody Rating	

General Tax Rate Per $100. 3.06

State Equalized Tax Rate 1.94

MONROE TOWNSHIP — MIDDLESEX COUNTY

Form of Government:
Mayor-Council Plan F (OMCL50)
Number of Members on Governing Body 5

PER CAPITA:		PER CENT:	
Gross Debt	456.44	Gross Debt	2.22
Net Debt	229.81	Net Debt	1.12
Debt Service	3.87	Tax Levy Collected	95.44
Total Tax Levy	515.08	Tax Levy Cancelled, Abated or Adjusted	.61
Municipal Expenditures	199.76		

EXPENDITURES	
GENERAL GOVERNMENT	
Governing Body & Public Boards	11,955.00
Municipal Clerk	42,975.00
Financial Administration	45,958.00
Assessment of Taxes	300,542.00
Collection of Taxes	76,428.00
Planning, Housing & Development	44,677.00
Human Resources	61,738.00
Elections	5,000.00
General Administration (other)	306,755.00
JUDICIARY	
Municipal Courts	29,958.00
PUBLIC SAFETY	
Fire Protection	
Police Protection	683,161.86
Civil Defense & Disaster Control	845.00
Environmental Inspection & Control	125,772.00
Other Public Safety	
PUBLIC WORKS	
Streets and Drainage	400,952.00
Sewers and Sewage Processing	
Garbage and Trash Disposal	
Public Buildings and Grounds	49,253.00
Other Public Works	3,050.00
HEALTH and WELFARE	
Health Services Except Environmental	6,800.00
Welfare-Public Assistance	4,065.00
Hospitals, Clinics, First Aid	
Animal, Insect, & Rodent Control	18,005.00
Other Welfare Services	
RECREATION and CONSERVATION	
Beaches and Boardwalks	
Parks, Playgrounds, Shade Trees	200.00
Land Reclamation & Conservation	1,925.00
Other Recreational Services	66,283.00
EDUCATION (excluding schools)	
Libraries	1,000.00
Other Educational Services	65.00
STATUTORY EXPENDITURES	
Pensions & F. I. C. A.	117,300.00
Employee Fringe Benefits	80,410.00
Other Statutory Expenditures	7,000.00
CETA And Other Public Employment Programs	6,800.00
MUNICIPAL FUNCTIONS TOTAL	2,498,872.86
CAPITAL IMPROVEMENTS *MEMO*	3,000.00
DEBT SERVICE	
Principal Payments	36,500.00
Interest Payments	24,935.42
DEFERRED CHARGES	
SCHOOL, COUNTY, SPECIAL DISTRICT TAXES	7,678,244.38
RESERVE FOR UNCOLLECTED TAXES	607,426.47
EXPENDITURES TOTAL	10,845,979.13

REVENUES-REALIZED		
1980 Property Taxes Collected		7,793,750.23
1980 Payments in Lieu of Taxes		
Delinquent Tax & Lien Collections		361,792.63
Business Personalty Replacement Taxes		157,210.52
Taxes from Public Utilities		676,512.00
Other Miscellaneous Tax Revenues		
State Aid Revenues		156,442.65
Federal Aid Revenues		2,289.75
State and Local Fiscal Assistance Act Utilized		162,829.00
Sale of Acquired Property		
Other Miscellaneous Revenues		382,103.41
	Total	9,692,930.19
Prior Years Surplus Appropriated		860,000.00
REVENUES	TOTAL	10,552,930.19
Reserve For Uncollected Taxes		607,426.47
CAPITAL OUTLAY	TOTAL	1,631,937.16
Public Enterprises		
Recreation—Culture		
Public Works		136,671.44
Buildings and Grounds		1,371,879.17
Library and Education		123,386.55
Conservation		
All Other		

CAPITAL DEBT AUTHORIZED, DECEMBER 31, 1980

ISSUED AND UNISSUED	GROSS DEBT	NET DEBT
School	3,528,000	
Self-liquidating		
Other	3,710,175	3,644,286
Total	7,238,175	3,644,286

ISSUED AND OUTSTANDING	
School	3,528,000.00
Self-Liquidating	
Other	2,334,225.00
Total	5,862,225.00
EQUALIZED VALUATION BASIS FOR NET DEBT COMPUTATION	326,720,839

REAL PROPERTY VALUATIONS

Code	Class	# of Parcels	% VAL'N	ASSESSED VALUATION
1	Vacant Land	2717	4.10	10,150,200.00
2	Residential	5057	72.71	179,891,500.00
3	Farm	726	6.00	14,855,000.00
4a	Commercial	123	10.71	26,492,000.00
4b	Industrial	36	6.48	16,020,300.00
4c	Apartments			
Total		8659		247,409,000.00

Land Area 41.80 Sq. Miles

Net Valuation Taxable-Municipal	250,389,697
Net Valuation Taxable-County	461,428,450
State Equalized Valuation	393,093,774
State Equalization Ratio	63.42

1980 PROPERTY TAX		
STATE EQUALIZED TAX RATE	1.31	
Local District School Taxes		5,180,175.99
Regional & Consolidated School Tax		
School Taxes in Municipal Budget		
County Taxes	.56	2,219,469.15
County Library Taxes		
Local Municipal Purpose Taxes	.06	249,478.00
Veteran & Senior Citizen Taxes		95,860.00
Total Taxes for Rate Computation	1.93	7,744,983.14
Special District Taxes		278,599.24
Bank Corp. Taxes		15,096.34
Added and Omitted Taxes		225,383.70
Total Taxes Levied - ABSTRACT		8,168,202.42
Total Taxes Billed		8,165,973.74
1980 TAXES COLLECTED		7,793,750.23
1980 Taxes Cancelled, Abated or Adjusted		49,928.76
Transfer to Tax Title Liens or Foreclosed		33,500.23
Balance Outstanding Dec. 31, 1980		288,794.52
PRIOR YEARS TAXES OUTSTANDING		
Balance January 1, 1980		383,265.61
Collected in 1980		327,952.03
Cancelled, Abated or Adjusted 1980		
Transfers to Tax Title Liens or Foreclosed		23,703.95
Balance December 31, 1980		31,609.63
TAX TITLE LIENS OUTSTANDING		
Balance January 1, 1980		136,103.91
Transfer From Taxes		61,092.57
Redeemed in 1980		33,840.60
Cancelled, Abated or Adjusted (1980)		
Transfers to Foreclosed Property		41,966.60
Balance December 31, 1980		121,389.28
PROPERTY ACQUIRED BY DEED OR FORECLOSURE		
Balance January 1, 1980		577,133.40
Transfers From Taxes or Liens		41,966.60
Sale for Cash (1980)		
Cancelled, Abated or Adjusted (1980)		
Balance December 31, 1980		619,100.00

CURRENT FINANCES DECEMBER 31, 1980	
ASSETS	
Cash Dec. 31, 1980	1,106,150.72
Taxes Receivable	320,404.15
Tax Title Liens	121,389.28
Foreclosed Property	619,100.00
Emergencies & Other Deferred Charges	233,067.99
State and Federal Aid Receivable	14,867.39
Other Receivables	5,230.78
Total	2,420,210.31
LIABILITIES, RESERVES, AND SURPLUS	
Cash Liabilities	630,425.40
Reserves for Receivables	1,066,124.21
Surplus Dec. 31, 1980	723,660.70
Total	2,420,210.31

1914

Population 1970 1,135
Population 1980 2,066
S & P Rating
Moody's Rating

General Tax Rate Per $100. 2.74
State Equalized Tax Rate 1.57

MONTAGUE TOWNSHIP – SUSSEX COUNTY

Form of Government:
Township Committee
Number of Members on Governing Body 3

PER CAPITA:		PER CENT:	
Gross Debt	366.17	Gross Debt	1.35
Net Debt	35.09	Net Debt	.13
Debt Service		Tax Levy Collected	86.75
Total Tax Levy	480.66	Tax Levy Cancelled, Abated or Adjusted	
Municipal Expenditures	225.62		

EXPENDITURES	
GENERAL GOVERNMENT	
Governing Body & Public Boards	
Municipal Clerk	
Financial Administration	8,866.99
Assessment of Taxes	12,005.99
Collection of Taxes	13,000.00
Planning, Housing & Development	14,588.69
Human Resources	
Elections	
General Administration (other)	56,103.98
JUDICIARY	
Municipal Courts	8,837.09
PUBLIC SAFETY	
Fire Protection	14,518.08
Police Protection	
Civil Defense & Disaster Control	532.03
Environmental Inspection & Control	5,873.30
Other Public Safety	
PUBLIC WORKS	
Streets and Drainage	88,757.61
Sewers and Sewage Processing	
Garbage and Trash Disposal	656.12
Public Buildings and Grounds	3,000.00
Other Public Works	
HEALTH and WELFARE	
Health Services Except Environmental	9,816.14
Welfare-Public Assistance	3,210.00
Hospitals, Clinics, First Aid	
Animal, Insect, & Rodent Control	2,050.00
Other Welfare Services	
RECREATION and CONSERVATION	
Beaches and Boardwalks	
Parks, Playgrounds, Shade Trees	
Land Reclamation & Conservation	
Other Recreational Services	3,443.98
EDUCATION (excluding schools)	
Libraries	
Other Educational Services	
STATUTORY EXPENDITURES	
Pensions & F. I. C. A.	10,673.57
Employee Fringe Benefits	
Other Statutory Expenditures	700.00
CETA And Other Public Employment Programs	
MUNICIPAL FUNCTIONS TOTAL	256,633.57
CAPITAL IMPROVEMENTS *MEMO*	30,000.00
DEBT SERVICE	
Principal Payments	
Interest Payments	
DEFERRED CHARGES	67,827.35
SCHOOL, COUNTY, SPECIAL DISTRICT TAXES	975,714.94
RESERVE FOR UNCOLLECTED TAXES	141,653.15
EXPENDITURES TOTAL	1,441,839.01

REVENUES-REALIZED		
1980 Property Taxes Collected		860,027.58
1980 Payments in Lieu of Taxes		
Delinquent Tax & Lien Collections		79,401.30
Business Personalty Replacement Taxes		12,412.08
Taxes from Public Utilities		121,008.00
Other Miscellaneous Tax Revenues		
State Aid Revenues		12,105.78
Federal Aid Revenues		
State and Local Fiscal Assistance Act Utilized		30,710.00
Sale of Acquired Property		
Other Miscellaneous Revenues		131,132.18
	Total	1,246,796.92
Prior Years Surplus Appropriated		265,000.00
REVENUES	TOTAL	1,511,796.92
Reserve For Uncollected Taxes		141,653.15
CAPITAL OUTLAY	TOTAL	35,838.00
Public Enterprises		
Recreation—Culture		
Public Works		35,338.00
Buildings and Grounds		500.00
Library and Education		
Conservation		
All Other		

CAPITAL DEBT AUTHORIZED, DECEMBER 31, 1980

ISSUED AND UNISSUED	GROSS DEBT	NET DEBT
School	684,000	
Self-liquidating		
Other	72,500	72,500
Total	756,500	72,500
ISSUED AND OUTSTANDING		
School		55,000.00
Self-Liquidating		
Other		
Total		55,000.00
EQUALIZED VALUATION BASIS FOR NET DEBT COMPUTATION		56,193,963

REAL PROPERTY VALUATIONS

Code	Class	# of Parcels	% VAL'N	ASSESSED VALUATION
1	Vacant Land	1143	18.60	6,547,809.00
2	Residential	1044	70.75	24,905,350.00
3	Farm	93	3.76	1,325,292.00
4a	Commercial	27	6.89	2,424,595.00
4b	Industrial			
4c	Apartments			
Total		2307		35,203,046.00

Land Area 45.20 Sq. Miles

Net Valuation Taxable-Municipal	35,707,365
Net Valuation Taxable-County	57,849,741
State Equalized Valuation	61,790,959
State Equalization Ratio	57.44

1980 PROPERTY TAX		
STATE EQUALIZED TAX RATE		
Local District School Taxes	.94	582,808.67
Regional & Consolidated School Tax		
School Taxes in Municipal Budget		
County Taxes	.60	* 374,098.83
County Library Taxes	.03	18,807.44
Local Municipal Purpose Taxes		
Veteran & Senior Citizen Taxes		15,720.00
Total Taxes for Rate Computation	1.57	991,434.94
Special District Taxes		
Bank Corp. Taxes		1,601.98
Added and Omitted Taxes		15,727.16
Total Taxes Levied - ABSTRACT		993,044.08
Total Taxes Billed		991,442.10
1980 TAXES COLLECTED		860,027.58
1980 Taxes Cancelled, Abated or Adjusted		
Transfer to Tax Title Liens or Foreclosed		
Balance Outstanding Dec. 31, 1980		131,414.52

PRIOR YEARS TAXES OUTSTANDING	
Balance January 1, 1980	90,844.94
Collected in 1980	78,633.84
Cancelled, Abated or Adjusted 1980	
Transfers to Tax Title Liens or Foreclosed	
Balance December 31, 1980	12,211.10
TAX TITLE LIENS OUTSTANDING	
Balance January 1, 1980	14,860.94
Transfer From Taxes	
Redeemed in 1980	737.46
Cancelled, Abated or Adjusted (1980)	
Transfers to Foreclosed Property	
Balance December 31, 1980	14,123.48
PROPERTY ACQUIRED BY DEED OR FORECLOSURE	
Balance January 1, 1980	
Transfers From Taxes or Liens	
Sale for Cash (1980)	
Cancelled, Abated or Adjusted (1980)	
Balance December 31, 1980	

CURRENT FINANCES DECEMBER 31, 1980

ASSETS	
Cash Dec. 31, 1980	549,390.67
Taxes Receivable	143,625.62
Tax Title Liens	14,123.48
Foreclosed Property	
Emergencies & Other Deferred Charges	66,535.48
State and Federal Aid Receivable	
Other Receivables	102,851.25
Total	876,526.50
LIABILITIES, RESERVES, AND SURPLUS	
Cash Liabilities	128,972.54
Reserves for Receivables	260,600.35
Surplus Dec. 31, 1980	486,953.61
Total	876,526.50

*Includes County Health Service Taxes or County Vocational School Taxes. See Table 13, pgs. 675, 676.

0713

Population 1970 44,055
Population 1980 38,321
S & P Rating
Moody Rating A

General Tax Rate Per $100. 6.68
State Equalized Tax Rate 4.00

MONTCLAIR TOWNSHIP – ESSEX COUNTY

Form of Government:
Council-Manager Plan C (OMCL50)
Number of Members on Governing Body 5

PER CAPITA:		PER CENT:	
Gross Debt	519.34	Gross Debt	2.99
Net Debt	202.14	Net Debt	1.16
Debt Service	27.00	Tax Levy Collected	97.58
Total Tax Levy	813.81	Tax Levy Cancelled, Abated or Adjusted	.23
Municipal Expenditures	385.01		

EXPENDITURES	
GENERAL GOVERNMENT	
Governing Body & Public Boards	26,908.58
Municipal Clerk	74,984.85
Financial Administration	180,401.98
Assessment of Taxes	51,381.29
Collection of Taxes	49,067.07
Planning, Housing & Development	66,820.07
Human Resources	191,570.00
Elections	47,205.00
General Administration (other)	1,155,708.52
JUDICIARY	
Municipal Courts	81,929.21
PUBLIC SAFETY	
Fire Protection	1,810,351.86
Police Protection	2,423,740.39
Civil Defense & Disaster Control	1,161.40
Environmental Inspection & Control	167,582.44
Other Public Safety	
PUBLIC WORKS	
Streets and Drainage	734,735.17
Sewers and Sewage Processing	481,383.40
Garbage and Trash Disposal	627,325.00
Public Buildings and Grounds	249,079.07
Other Public Works	167,132.09
HEALTH and WELFARE	
Health Services Except Environmental	424,716.13
Welfare-Public Assistance	94,088.26
Hospitals, Clinics, First Aid	
Animal, Insect, & Rodent Control	30,000.00
Other Welfare Services	
RECREATION and CONSERVATION	
Beaches and Boardwalks	
Parks, Playgrounds, Shade Trees	523,405.31
Land Reclamation & Conservation	37.50
Other Recreational Services	187,968.46
EDUCATION (excluding schools)	
Libraries	714,743.00
Other Educational Services	
STATUTORY EXPENDITURES	
Pensions & F. I. C. A.	1,465,638.78
Employee Fringe Benefits	
Other Statutory Expenditures	32,274.75
CETA And Other Public Employment Programs	
MUNICIPAL FUNCTIONS TOTAL	12,061,339.58
CAPITAL IMPROVEMENTS *MEMO*	115,093.75
DEBT SERVICE	
Principal Payments	695,000.00
Interest Payments	339,548.53
TYPE I SCHL DEBT *MEMO	703,169.50
DEFERRED CHARGES	10,046.00
SCHOOL, COUNTY, SPECIAL DISTRICT TAXES	23,319,639.59
RESERVE FOR UNCOLLECTED TAXES	1,648,186.57
EXPENDITURES TOTAL	38,073,760.27

REVENUES-REALIZED		
1980 Property Taxes Collected		30,407,215.98
1980 Payments in Lieu of Taxes		90,000.00
Delinquent Tax & Lien Collections		516,943.90
Business Personalty Replacement Taxes		393,565.72
Taxes from Public Utilities		1,498,510.00
Other Miscellaneous Tax Revenues		
State Aid Revenues		1,093,219.22
Federal Aid Revenues		
State and Local Fiscal Assistance Act Utilized		159,881.55
Sale of Acquired Property		41,050.00
Other Miscellaneous Revenues		2,441,530.42
	Total	36,642,316.79
Prior Years Surplus Appropriated		1,898,486.91
REVENUES	TOTAL	38,540,803.70
Reserve For Uncollected Taxes		1,648,186.57
CAPITAL OUTLAY	TOTAL	5,382,394.82
Public Enterprises		706,758.61
Recreation—Culture		148,690.78
Public Works		1,450,546.86
Buildings and Grounds		2,802,201.46
Library and Educotion		274,197.11
Conservation		
All Other		

CAPITAL DEBT AUTHORIZED, DECEMBER 31, 1980

ISSUED AND UNISSUED	GROSS DEBT	NET DEBT
School	10,413,073	
Self-liquidating	1,327,135	
Other	8,161,318	7,746,318
Total	19,901,526	7,746,318

ISSUED AND OUTSTANDING	
School	2,996,000.00
Self-Liquidating	502,000.00
Other	6,248,000.00
Total	9,746,000.00
EQUALIZED VALUATION BASIS FOR NET DEBT COMPUTATION	665,912,172

REAL PROPERTY VALUATIONS

Code	Class	# of Parcels	% VAL'N	ASSESSED VALUATION
1	Vacant Land	306	.65	2,973,300.00
2	Residential	8451	81.90	375,273,500.00
3	Farm			
4a	Commercial	513	9.46	43,355,000.00
4b	Industrial	6	.11	483,400.00
4c	Apartments	175	7.88	36,107,400.00
Total		9451		458,192,600.00

Land Area 6.20 Sq. Miles

Net Valuation Taxable-Municipal	465,828,800
Net Valuation Taxable-County	675,547,968
State Equalized Valuation	771,913,639
State Equalization Ratio	59.96

1980 PROPERTY TAX		
STATE EQUALIZED TAX RATE		
Local District School Taxes	1.81	14,081,562.00
Regional & Consolidated School Tax		
School Taxes in Municipal Budget	.06	455,755.27
County Taxes	1.13	8,782,322.32
County Library Taxes		
Local Municipal Purpose Taxes	1.00	7,772,114.95
Veteran & Senior Citizen Taxes		196,670.00
Total Taxes for Rate Computation	4.00	31,288,424.54
Special District Taxes		
Bank Corp. Taxes		51,559.43
Added and Omitted Taxes		42,725.28
Total Taxes Levied - ABSTRACT		31,186,039.25
Total Taxes Billed		31,160,089.12
1980 TAXES COLLECTED		30,407,215.98
1980 Taxes Cancelled, Abated or Adjusted		70,652.92
Transfer to Tax Title Liens or Foreclosed		67,521.44
Balance Outstanding Dec. 31, 1980		614,698.78
PRIOR YEARS TAXES OUTSTANDING		
Balance January 1, 1980		494,177.86
Collected in 1980		447,148.20
Cancelled, Abated or Adjusted 1980		
Transfers to Tax Title Liens or Foreclosed		13,552.94
Balance December 31, 1980		33,476.72
TAX TITLE LIENS OUTSTANDING		
Balance January 1, 1980		146,350.26
Transfer From Taxes		83,690.92
Redeemed in 1980		69,795.70
Cancelled, Abated or Adjusted (1980)		
Transfers to Foreclosed Property		
Balance December 31, 1980		160,245.48
PROPERTY ACQUIRED BY DEED OR FORECLOSURE		
Balance January 1, 1980		125,900.00
Transfers From Taxes or Liens		
Sale for Cash (1980)		30,000.00
Cancelled, Abated or Adjusted (1980)		62,800.00
Balance December 31, 1980		33,100.00

CURRENT FINANCES DECEMBER 31, 1980	
ASSETS	
Cash Dec. 31, 1980	9,983,070.22
Taxes Receivable	648,175.50
Tax Title Liens	160,245.48
Foreclosed Property	33,100.00
Emergencies & Other Deferred Charges	9,620.00
State and Federal Aid Receivable	
Other Receivables	59,268.96
Total	10,893,480.16
LIABILITIES, RESERVES, AND SURPLUS	
Cash Liabilities	7,573,538.60
Reserves for Receivables	864,429.48
Surplus Dec. 31, 1980	2,455,512.08
Total	10,893,480.16

980/3000

* ABOVE DEBT SERVICE INCLUDES TYPE I SCHOOL DEBT

1813

Population 1970	6,370
Population 1980	7,360
S & P Rating	
Moody Rating	

General Tax Rate Per $100. 2.60

State Equalized Tax Rate 2.16

MONTGOMERY TOWNSHIP – SOMERSET COUNTY

Form of Government:
Township Committee

Number of Members on Governing Body 5

PER CAPITA:		PER CENT:	
Gross Debt	933.79	Gross Debt	3.21
Net Debt	568.17	Net Debt	1.95
Debt Service	18.56	Tax Levy Collected	94.79
Total Tax Levy	761.43	Tax Levy Cancelled, Abated or Adjusted	.03
Municipal Expenditures	297.87		

EXPENDITURES		REVENUES-REALIZED	
GENERAL GOVERNMENT			
Governing Body & Public Boards			
Municipal Clerk		1980 Property Taxes Collected	5,318,389.57
Financial Administration	62,383.00	1980 Payments in Lieu of Taxes	
Assessment of Taxes	22,514.00	Delinquent Tax & Lien Collections	240,470.92
Collection of Taxes	28,967.00	Business Personalty Replacement Taxes	124,741.92
Planning, Housing & Development	68,817.00	Taxes from Public Utilities	556,799.00
Human Resources		Other Miscellaneous Tax Revenues	
Elections		State Aid Revenues	113,392.66
General Administration (other)	294,832.00	Federal Aid Revenues	
JUDICIARY		State and Local Fiscal Assistance Act Utilized	67,147.69
Municipal Courts	30,255.00	Sale of Acquired Property	
PUBLIC SAFETY		Other Miscellaneous Revenues	597,348.13
Fire Protection	105,642.00	Total	7,018,289.89
Police Protection	315,579.00	Prior Years Surplus Appropriated	360,500.00
Civil Defense & Disaster Control		REVENUES TOTAL	7,378,789.89
Environmental Inspection & Control	56,577.00	Reserve For Uncollected Taxes	360,880.73
Other Public Safety		CAPITAL OUTLAY TOTAL	468,479.70
PUBLIC WORKS			
Streets and Drainage	241,432.00	Public Enterprises	
Sewers and Sewage Processing	126,731.00	Recreation—Culture	1,921.97
Garbage and Trash Disposal		Public Works	252,845.85
Public Buildings and Grounds	77,703.00	Buildings and Grounds	213,711.88
Other Public Works	1,000.00	Library and Education	
HEALTH and WELFARE		Conservation	
Health Services Except Environmental	38,601.00	All Other	
Welfare-Public Assistance	2,492.00		
Hospitals, Clinics, First Aid			
Animal, Insect, & Rodent Control	4,000.00		
Other Welfare Services			
RECREATION and CONSERVATION			
Beaches and Boardwalks			
Parks, Playgrounds, Shade Trees	4,300.00		
Land Reclamation & Conservation	7,398.00		
Other Recreational Services	43,046.00		
EDUCATION (excluding schools)			
Libraries	1,500.00		
Other Educational Services			
STATUTORY EXPENDITURES			
Pensions & F. I. C. A.	93,700.00		
Employee Fringe Benefits	31,500.00		
Other Statutory Expenditures	4,000.00		
CETA And Other Public Employment Programs			
MUNICIPAL FUNCTIONS TOTAL	1,662,969.00		
CAPITAL IMPROVEMENTS *MEMO*	22,865.00		
DEBT SERVICE			
Principal Payments	38,980.00		
Interest Payments	97,639.94		
DEFERRED CHARGES	31,854.03		
SCHOOL, COUNTY, SPECIAL DISTRICT TAXES	5,073,186.78		
RESERVE FOR UNCOLLECTED TAXES	360,880.73		
EXPENDITURES TOTAL	7,265,510.48		

CAPITAL DEBT AUTHORIZED, DECEMBER 31, 1980

ISSUED AND UNISSUED	GROSS DEBT	NET DEBT
School	2,691,000	
Self-liquidating		
Other	4,181,725	4,181,725
Total	6,872,725	4,181,725

ISSUED AND OUTSTANDING	
School	2,691,000.00
Self-Liquidating	
Other	2,324,600.00
Total	5,015,600.00
EQUALIZED VALUATION BASIS FOR NET DEBT COMPUTATION	214,035,602

REAL PROPERTY VALUATIONS

Code	Class	# of Parcels	% VAL'N	ASSESSED VALUATION
1	Vacant Land	547	6.24	12,926,140.00
2	Residential	1633	58.93	122,011,000.00
3	Farm	406	5.89	12,190,340.00
4a	Commercial	85	17.41	36,034,500.00
4b	Industrial	4	10.93	22,629,800.00
4c	Apartments	1	.60	1,238,600.00
Total		2676		207,030,780.00

Land Area 32.80 Sq. Miles

Net Valuation Taxable-Municipal	209,334,948
Net Valuation Taxable-County	228,010,104
State Equalized Valuation	251,064,994
State Equalization Ratio	83.24

1980 PROPERTY TAX		
STATE EQUALIZED TAX RATE		
Local District School Taxes	1.53	3,847,746.50
Regional & Consolidated School Tax		
School Taxes in Municipal Budget		
County Taxes	.45	1,119,111.92
County Library Taxes	.03	67,723.36
Local Municipal Purpose Taxes	.16	398,013.84
Veteran & Senior Citizen Taxes		30,620.00
Total Taxes for Rate Computation	2.17	5,463,205.62
Special District Taxes		38,615.00
Bank Corp. Taxes		3,504.41
Added and Omitted Taxes		129,424.59
Total Taxes Levied - ABSTRACT		5,604,129.62
Total Taxes Billed		5,610,734.28
1980 TAXES COLLECTED		5,318,389.57
1980 Taxes Cancelled, Abated or Adjusted		1,645.17
Transfer to Tax Title Liens or Foreclosed		10,017.83
Balance Outstanding Dec. 31, 1980		280,681.71
PRIOR YEARS TAXES OUTSTANDING		
Balance January 1, 1980		224,319.31
Collected in 1980		215,096.91
Cancelled, Abated or Adjusted 1980		113.56
Transfers to Tax Title Liens or Foreclosed		6,066.10
Balance December 31, 1980		3,042.74
TAX TITLE LIENS OUTSTANDING		
Balance January 1, 1980		17,695.22
Transfer From Taxes		17,131.70
Redeemed in 1980		25,374.01
Cancelled, Abated or Adjusted (1980)		176.79
Transfers to Foreclosed Property		
Balance December 31, 1980		9,276.12
PROPERTY ACQUIRED BY DEED OR FORECLOSURE		
Balance January 1, 1980		44,010.00
Transfers From Taxes or Liens		
Sale for Cash (1980)		
Cancelled, Abated or Adjusted (1980)		
Balance December 31, 1980		44,010.00
CURRENT FINANCES DECEMBER 31, 1980		
ASSETS		
Cash Dec. 31, 1980		2,527,386.49
Taxes Receivable		283,724.45
Tax Title Liens		9,276.12
Foreclosed Property		44,010.00
Emergencies & Other Deferred Charges		31,500.00
State and Federal Aid Receivable		1,130.00
Other Receivables		2,587.82
Total		2,899,614.88
LIABILITIES, RESERVES, AND SURPLUS		
Cash Liabilities		1,661,525.54
Reserves for Receivables		339,598.39
Surplus Dec. 31, 1980		898,490.95
Total		2,899,614.88

1980/3000

0236

Population 1970	7,350
Population 1980	7,318
S & P Rating	
Moody Rating	A

General Tax Rate Per $100. 2.37

State Equalized Tax Rate 1.92

MONTVALE BOROUGH — BERGEN COUNTY

Form of Government:
Borough Council
Number of Members on Governing Body 6

PER CAPITA:		PER CENT:	
Gross Debt	1,151.43	Gross Debt	2.85
Net Debt	916.22	Net Debt	2.27
Debt Service	106.37	Tax Levy Collected	97.57
Total Tax Levy	938.13	Tax Levy Cancelled, Abated or Adjusted	.07
Municipal Expenditures	404.44		

EXPENDITURES	
GENERAL GOVERNMENT	
Governing Body & Public Boards	
Municipal Clerk	
Financial Administration	
Assessment of Taxes	12,000.00
Collection of Taxes	21,808.00
Planning, Housing & Development	17,050.00
Human Resources	
Elections	900.00
General Administration (other)	278,081.00
JUDICIARY	
Municipal Courts	16,000.00
PUBLIC SAFETY	
Fire Protection	111,621.00
Police Protection	617,050.00
Civil Defense & Disaster Control	
Environmental Inspection & Control	26,818.00
Other Public Safety	
PUBLIC WORKS	
Streets and Drainage	212,015.00
Sewers and Sewage Processing	138,455.00
Garbage and Trash Disposal	175,791.00
Public Buildings and Grounds	13,470.00
Other Public Works	36,260.00
HEALTH and WELFARE	
Health Services Except Environmental	21,268.00
Welfare-Public Assistance	1,065.00
Hospitals, Clinics, First Aid	
Animal, Insect, & Rodent Control	
Other Welfare Services	
RECREATION and CONSERVATION	
Beaches and Boardwalks	
Parks, Playgrounds, Shade Trees	7,135.00
Land Reclamation & Conservation	1,000.00
Other Recreational Services	42,567.00
EDUCATION (excluding schools)	
Libraries	67,604.00
Other Educational Services	
STATUTORY EXPENDITURES	
Pensions & F. I. C. A.	98,937.00
Employee Fringe Benefits	28,695.00
Other Statutory Expenditures	4,500.00
CETA And Other Public Employment Programs	
MUNICIPAL FUNCTIONS TOTAL	1,950,090.00
CAPITAL IMPROVEMENTS *MEMO*	4,455.00
DEBT SERVICE	
Principal Payments	440,000.00
Interest Payments	338,389.69
DEFERRED CHARGES	7,400.00
SCHOOL, COUNTY, SPECIAL DISTRICT TAXES	5,666,707.82
RESERVE FOR UNCOLLECTED TAXES	223,782.26
EXPENDITURES TOTAL	8,626,369.77

REVENUES-REALIZED	
1980 Property Taxes Collected	6,709,624.08
1980 Payments in Lieu of Taxes	
Delinquent Tax & Lien Collections	173,610.21
Business Personalty Replacement Taxes	149,682.20
Taxes from Public Utilities	701,709.00
Other Miscellaneous Tax Revenues	
State Aid Revenues	51,639.25
Federal Aid Revenues	
State and Local Fiscal Assistance Act Utilized	142,648.00
Sale of Acquired Property	
Other Miscellaneous Revenues	199,483.53
Total	8,128,396.27
Prior Years Surplus Appropriated	500,000.00
REVENUES TOTAL	8,628,396.27
Reserve For Uncollected Taxes	223,782.26
CAPITAL OUTLAY TOTAL	458,661.73
Public Enterprises	
Recreation—Culture	14,336.89
Public Works	105,075.76
Buildings and Grounds	337,977.65
Library and Education	
Conservation	1,271.43
All Other	

CAPITAL DEBT AUTHORIZED, DECEMBER 31, 1980

ISSUED AND UNISSUED	GROSS DEBT	NET DEBT
School	1,721,241	
Self-liquidating		
Other	6,704,914	6,704,914
Total	8,426,156	6,704,914

ISSUED AND OUTSTANDING	
School	1,721,241.62
Self-Liquidating	
Other	6,704,914.00
Total	8,426,155.62
EQUALIZED VALUATION BASIS FOR NET DEBT COMPUTATION	295,786,518

REAL PROPERTY VALUATIONS

Code	Class	# of Parcels	% VAL'N	ASSESSED VALUATION
1	Vacant Land	175	3.76	10,765,100.00
2	Residential	1908	55.90	160,148,800.00
3	Farm	20	.16	454,000.00
4a	Commercial	98	36.43	104,377,900.00
4b	Industrial	9	1.39	3,978,600.00
4c	Apartments	14	2.37	6,775,800.00
Total		2224		286,500,200.00

Land Area 4.00 Sq. Miles

Net Valuation Taxable-Municipal	289,037,114
Net Valuation Taxable-County	320,312,222
State Equalized Valuation	355,761,177
State Equalization Ratio	81.11

1980 PROPERTY TAX		
STATE EQUALIZED TAX RATE		
Local District School Taxes	.66	2,334,302.25
Regional & Consolidated School Tax	.60	2,148,293.47
School Taxes in Municipal Budget		
County Taxes	.33	1,184,112.10
County Library Taxes		
Local Municipal Purpose Taxes	.32	1,156,892.68
Veteran & Senior Citizen Taxes		39,310.00
Total Taxes for Rate Computation	1.91	6,862,910.50
Special District Taxes		
Bank Corp. Taxes		15,239.68
Added and Omitted Taxes		26,362.26
Total Taxes Levied - ABSTRACT		6,865,202.44
Total Taxes Billed		6,876,541.86
1980 TAXES COLLECTED		6,709,624.08
1980 Taxes Cancelled, Abated or Adjusted		5,080.82
Transfer to Tax Title Liens or Foreclosed		1,758.54
Balance Outstanding Dec. 31, 1980		160,078.42
PRIOR YEARS TAXES OUTSTANDING		
Balance January 1, 1980		168,996.72
Collected in 1980		167,347.88
Cancelled, Abated or Adjusted 1980		
Transfers to Tax Title Liens or Foreclosed		
Balance December 31, 1980		1,648.84
TAX TITLE LIENS OUTSTANDING		
Balance January 1, 1980		15,418.64
Transfer From Taxes		1,758.54
Redeemed in 1980		6,262.33
Cancelled, Abated or Adjusted (1980)		
Transfers to Foreclosed Property		
Balance December 31, 1980		10,914.85
PROPERTY ACQUIRED BY DEED OR FORECLOSURE		
Balance January 1, 1980		41,200.00
Transfers From Taxes or Liens		
Sale for Cash (1980)		
Cancelled, Abated or Adjusted (1980)		
Balance December 31, 1980		41,200.00
CURRENT FINANCES DECEMBER 31, 1980		
ASSETS		
Cash Dec. 31, 1980		414,070.02
Taxes Receivable		161,727.26
Tax Title Liens		10,914.85
Foreclosed Property		41,200.00
Emergencies & Other Deferred Charges		7,704.24
State and Federal Aid Receivable		
Other Receivables		13,867.49
Total		649,483.86
LIABILITIES, RESERVES, AND SURPLUS		
Cash Liabilities		88,546.78
Reserves for Receivables		227,709.60
Surplus Dec. 31, 1980		333,227.48
Total		649,483.86

1421

Population 1970 11,940
Population 1980 14,290
S & P Rating
Moody Rating

General Tax Rate Per $100. 4.65
State Equalized Tax Rate 2.13

MONTVILLE TOWNSHIP — MORRIS COUNTY

Form of Government:
Special Charter — (CH 95 — 1974)
Number of Members on Governing Body 5

PER CAPITA:		PER CENT:	
Gross Debt	577.89	Gross Debt	2.08
Net Debt	182.02	Net Debt	.65
Debt Service	33.63	Tax Levy Collected	95.41
Total Tax Levy	706.19	Tax Levy Cancelled, Abated or Adjusted	.21
Municipal Expenditures	277.80		

EXPENDITURES	
GENERAL GOVERNMENT	
Governing Body & Public Boards	
Municipal Clerk	
Financial Administration	21,662.00
Assessment of Taxes	18,667.00
Collection of Taxes	36,137.00
Planning, Housing & Development	28,833.00
Human Resources	3,100.00
Elections	
General Administration (other)	382,489.30
JUDICIARY	
Municipal Courts	24,878.00
PUBLIC SAFETY	
Fire Protection	
Police Protection	853,137.00
Civil Defense & Disaster Control	1,500.00
Environmental Inspection & Control	60,966.00
Other Public Safety	
PUBLIC WORKS	
Streets and Drainage	434,499.91
Sewers and Sewage Processing	306,000.00
Garbage and Trash Disposal	
Public Buildings and Grounds	60,558.38
Other Public Works	
HEALTH and WELFARE	
Health Services Except Environmental	68,343.00
Welfare-Public Assistance	12,422.00
Hospitals, Clinics, First Aid	
Animal, Insect, & Rodent Control	
Other Welfare Services	385.00
RECREATION and CONSERVATION	
Beaches and Boardwalks	
Parks, Playgrounds, Shade Trees	435.00
Land Reclamation & Conservation	
Other Recreational Services	51,109.54
EDUCATION (excluding schools)	
Libraries	46,696.00
Other Educational Services	14,075.00
STATUTORY EXPENDITURES	
Pensions & F. I. C. A.	149,901.22
Employee Fringe Benefits	66,818.02
Other Statutory Expenditures	6,000.00
CETA And Other Public Employment Programs	95,970.00
MUNICIPAL FUNCTIONS TOTAL	2,744,582.37
CAPITAL IMPROVEMENTS *MEMO*	10,000.00
DEBT SERVICE	
Principal Payments	332,150.00
Interest Payments	148,354.79
DEFERRED CHARGES	40,149.37
SCHOOL, COUNTY, SPECIAL DISTRICT TAXES	8,804,854.22
RESERVE FOR UNCOLLECTED TAXES	704,586.37
EXPENDITURES TOTAL	12,774,677.12

REVENUES-REALIZED		
1980 Property Taxes Collected		9,642,720.20
1980 Payments in Lieu of Taxes		
Delinquent Tax & Lien Collections		427,847.73
Business Personalty Replacement Taxes		184,355.56
Taxes from Public Utilities		834,461.00
Other Miscellaneous Tax Revenues		
State Aid Revenues		88,877.20
Federal Aid Revenues		49,660.37
State and Local Fiscal Assistance Act Utilized		164,732.00
Sale of Acquired Property		
Other Miscellaneous Revenues		510,492.35
	Total	11,903,146.41
Prior Years Surplus Appropriated		890,000.00
REVENUES	TOTAL	12,793,146.41
Reserve For Uncollected Taxes		704,586.37
CAPITAL OUTLAY	TOTAL	714,833.31
Public Enterprises		
Recreation—Culture		4,816.05
Public Works		679,192.26
Buildings and Grounds		30,825.00
Library and Education		
Conservation		
All Other		

CAPITAL DEBT AUTHORIZED, DECEMBER 31, 1980

ISSUED AND UNISSUED	GROSS DEBT	NET DEBT
School	5,657,000	
Self-liquidating		
Other	2,601,030	2,601,030
Total	8,258,030	2,601,030

ISSUED AND OUTSTANDING	
School	5,657,000.00
Self-Liquidating	
Other	2,601,030.00
Total	8,258,030.00
EQUALIZED VALUATION BASIS FOR NET DEBT COMPUTATION	397,319,528

REAL PROPERTY VALUATIONS

Code	Class	# of Parcels	% VAL'N	ASSESSED VALUATION
1	Vacant Land	636	5.72	11,803,200.00
2	Residential	3883	74.20	153,116,500.00
3	Farm	111	1.22	2,528,000.00
4a	Commercial	108	5.21	10,750,150.00
4b	Industrial	56	13.65	28,163,900.00
4c	Apartments			
Total		4794		206,361,750.00

Land Area 18.97 Sq. Miles

Net Valuation Taxable-Municipal	207,745,497
Net Valuation Taxable-County	467,976,794
State Equalized Valuation	449,900,685
State Equalization Ratio	46.01

1980 PROPERTY TAX		
STATE EQUALIZED TAX RATE	1.50	
Local District School Taxes		6,775,142.69
Regional & Consolidated School Tax		
School Taxes in Municipal Budget		
County Taxes	.37	1,684,994.18
County Library Taxes	.02	68,609.59
Local Municipal Purpose Taxes	.25	1,122,525.36
Veteran & Senior Citizen Taxes		78,520.00
Total Taxes for Rate Computation	2.14	9,729,791.82
Special District Taxes		276,107.76
Bank Corp. Taxes		4,856.54
Added and Omitted Taxes		159,287.18
Total Taxes Levied - ABSTRACT		10,091,523.30
Total Taxes Billed		10,106,152.50
1980 TAXES COLLECTED		9,642,720.20
1980 Taxes Cancelled, Abated or Adjusted		21,538.69
Transfer to Tax Title Liens or Foreclosed		133,160.15
Balance Outstanding Dec. 31, 1980		308,733.46

PRIOR YEARS TAXES OUTSTANDING	
Balance January 1, 1980	312,962.18
Collected in 1980	294,629.96
Cancelled, Abated or Adjusted 1980	2,120.44
Transfers to Tax Title Liens or Foreclosed	7,048.31
Balance December 31, 1980	9,163.47
TAX TITLE LIENS OUTSTANDING	
Balance January 1, 1980	318,163.72
Transfer From Taxes	141,109.47
Redeemed in 1980	133,217.77
Cancelled, Abated or Adjusted (1980)	
Transfers to Foreclosed Property	
Balance December 31, 1980	326,055.42
PROPERTY ACQUIRED BY DEED OR FORECLOSURE	
Balance January 1, 1980	66,550.00
Transfers From Taxes or Liens	
Sale for Cash (1980)	
Cancelled, Abated or Adjusted (1980)	
Balance December 31, 1980	66,550.00

CURRENT FINANCES DECEMBER 31, 1980 ASSETS	
Cash Dec. 31, 1980	1,557,666.49
Taxes Receivable	317,896.93
Tax Title Liens	326,055.42
Foreclosed Property	66,550.00
Emergencies & Other Deferred Charges	11,017.15
State and Federal Aid Receivable	750.00
Other Receivables	5,616.33
Total	2,285,552.32
LIABILITIES, RESERVES, AND SURPLUS	
Cash Liabilities	259,629.08
Reserves for Receivables	713,868.68
Surplus Dec. 31, 1980	1,312,054.56
Total	2,285,552.32

1980/3000

0237

Population 1970	2,955
Population 1980	2,706
S & P Rating	
Moody Rating	A

General Tax Rate Per $100. 1.27

State Equalized Tax Rate 1.17

MOONACHIE BOROUGH – BERGEN COUNTY

Form of Government:
Borough Council
Number of Members on Governing Body 6

PER CAPITA:		PER CENT:	
Gross Debt	950.40	Gross Debt	1.65
Net Debt	827.72	Net Debt	1.43
Debt Service	42.93	Tax Levy Collected	98.14
Total Tax Levy	802.66	Tax Levy Cancelled, Abated or Adjusted	.10
Municipal Expenditures	471.42		

EXPENDITURES	
GENERAL GOVERNMENT	
Governing Body & Public Boards	15,000.00
Municipal Clerk	
Financial Administration	14,350.00
Assessment of Taxes	31,650.00
Collection of Taxes	15,579.00
Planning, Housing & Development	11,625.00
Human Resources	5,400.00
Elections	1,225.00
General Administration (other)	168,234.97
JUDICIARY	
Municipal Courts	15,300.00
PUBLIC SAFETY	
Fire Protection	78,700.00
Police Protection	396,409.00
Civil Defense & Disaster Control	3,000.00
Environmental Inspection & Control	
Other Public Safety	
PUBLIC WORKS	
Streets and Drainage	106,962.00
Sewers and Sewage Processing	
Garbage and Trash Disposal	41,800.00
Public Buildings and Grounds	34,500.00
Other Public Works	
HEALTH and WELFARE	
Health Services Except Environmental	9,500.00
Welfare-Public Assistance	600.00
Hospitals, Clinics, First Aid	
Animal, Insect, & Rodent Control	2,200.00
Other Welfare Services	
RECREATION and CONSERVATION	
Beaches and Boardwalks	
Parks, Playgrounds, Shade Trees	14,000.00
Land Reclamation & Conservation	
Other Recreational Services	3,200.00
EDUCATION (excluding schools)	
Libraries	
Other Educational Services	
STATUTORY EXPENDITURES	
Pensions & F. I. C. A.	74,065.00
Employee Fringe Benefits	49,024.00
Other Statutory Expenditures	2,678.00
CETA And Other Public Employment Programs	
MUNICIPAL FUNCTIONS TOTAL	1,095,001.97
CAPITAL IMPROVEMENTS *MEMO*	500.00
DEBT SERVICE	
Principal Payments	65,000.00
Interest Payments	51,180.27
DEFERRED CHARGES	228.78
SCHOOL, COUNTY, SPECIAL DISTRICT TAXES	1,702,344.44
RESERVE FOR UNCOLLECTED TAXES	64,249.42
EXPENDITURES TOTAL	2,978,004.88

REVENUES-REALIZED	
1980 Property Taxes Collected	2,134,990.73
1980 Payments in Lieu of Taxes	
Delinquent Tax & Lien Collections	66,005.05
Business Personalty Replacement Taxes	146,716.94
Taxes from Public Utilities	311,351.00
Other Miscellaneous Tax Revenues	
State Aid Revenues	20,561.32
Federal Aid Revenues	
State and Local Fiscal Assistance Act Utilized	73,342.00
Sale of Acquired Property	
Other Miscellaneous Revenues	220,024.03
Total	2,972,991.07
Prior Years Surplus Appropriated	150,000.00
REVENUES TOTAL	3,122,991.07
Reserve For Uncollected Taxes	64,249.42
CAPITAL OUTLAY TOTAL	385,567.06
Public Enterprises	658.52
Recreation—Culture	176,829.00
Public Works	60,696.85
Buildings and Grounds	147,382.69
Library and Education	
Conservation	
All Other	

CAPITAL DEBT AUTHORIZED, DECEMBER 31, 1980

ISSUED AND UNISSUED	GROSS DEBT	NET DEBT
School	255,000	
Self-liquidating	105,500	105,500
Other	2,211,285	2,134,321
Total	2,571,785	2,239,821

ISSUED AND OUTSTANDING	
School	255,000.00
Self-Liquidating	
Other	1,114,915.00
Total	1,369,915.00
EQUALIZED VALUATION BASIS FOR NET DEBT COMPUTATION	156,329,479

REAL PROPERTY VALUATIONS

Code	Class	# of Parcels	% VAL'N	ASSESSED VALUATION
1	Vacant Land	54	2.54	4,298,300.00
2	Residential	528	17.17	29,091,400.00
3	Farm			
4a	Commercial	28	4.19	7,098,400.00
4b	Industrial	185	76.10	128,948,400.00
4c	Apartments			
Total		795		169,436,500.00

Land Area 1.60 Sq. Miles

Net Valuation Taxable-Municipal	170,770,908
Net Valuation Taxable-County	170,813,647
State Equalized Valuation	184,373,345
State Equalization Ratio	92.59

1980 PROPERTY TAX		
STATE EQUALIZED TAX RATE →		
Local District School Taxes	.59	1,080,644.50
Regional & Consolidated School Tax		
School Taxes in Municipal Budget		
County Taxes	.34	621,699.94
County Library Taxes		
Local Municipal Purpose Taxes	.25	454,553.46
Veteran & Senior Citizen Taxes		25,390.00
Total Taxes for Rate Computation	1.18	2,182,287.90
Special District Taxes		
Bank Corp. Taxes		8,503.00
Added and Omitted Taxes		6,609.53
Total Taxes Levied - ABSTRACT		2,172,010.43
Total Taxes Billed		2,175,400.06
1980 TAXES COLLECTED		2,134,990.73
1980 Taxes Cancelled, Abated or Adjusted		2,099.15
Transfer to Tax Title Liens or Foreclosed		15.24
Balance Outstanding Dec. 31, 1980		38,294.94
PRIOR YEARS TAXES OUTSTANDING		
Balance January 1, 1980		49,872.35
Collected in 1980		49,669.47
Cancelled, Abated or Adjusted 1980		
Transfers to Tax Title Liens or Foreclosed		
Balance December 31, 1980		202.88
TAX TITLE LIENS OUTSTANDING		
Balance January 1, 1980		67.11
Transfer From Taxes		15.24
Redeemed in 1980		
Cancelled, Abated or Adjusted (1980)		
Transfers to Foreclosed Property		
Balance December 31, 1980		82.35
PROPERTY ACQUIRED BY DEED OR FORECLOSURE		
Balance January 1, 1980		6,650.00
Transfers From Taxes or Liens		
Sale for Cash (1980)		
Cancelled, Abated or Adjusted (1980)		
Balance December 31, 1980		6,650.00

CURRENT FINANCES DECEMBER 31, 1980	
ASSETS	
Cash Dec. 31, 1980	1,267,509.58
Taxes Receivable	38,497.82
Tax Title Liens	82.35
Foreclosed Property	6,650.00
Emergencies & Other Deferred Charges	
State and Federal Aid Receivable	2,166.66
Other Receivables	35,274.53
Total	1,350,180.94
LIABILITIES, RESERVES, AND SURPLUS	
Cash Liabilities	784,113.81
Reserves for Receivables	45,504.70
Surplus Dec. 31, 1980	520,562.43
Total	1,350,180.94

1980/3000

0322

Population 1970 15,660
Population 1980 15,596
S & P Rating A+
Moody Roting A-1

Generol Tax Rote Per $100. 4.19
State Equalized Tox Rate 2.43

IOORESTOWN TOWNSHIP – BURLINGTON CO.

orm of Government:
Council-Manager Plan E (OMCL50)
Number of Members on Governing Body 5

PER CAPITA		PER CENT	
Gross Debt	911.07	Gross Debt	3.36
Net Debt	436.80	Net Debt	1.61
Debt Service	29.57	Tox Levy Collected	97.57
Totol Tax Levy	797.89	Tax Levy Cancelled, Aboted or Adjusted	.13
Municipal Expenditures	287.82		

EXPENDITURES	
GENERAL GOVERNMENT	
Governing Body & Public Boards	6,550.00
Municipol Clerk	
Finonciol Administration	54,938.00
Assessment of Taxes	25,685.00
Collection of Toxes	46,407.00
Planning, Housing & Development	5,950.00
Humon Resources	
Elections	
Generol Administration (other)	651,243.12
JUDICIARY	
Municipal Courts	41,725.00
PUBLIC SAFETY	
Fire Protection	
Police Protection	905,760.00
Civil Defense & Disoster Control	
Environmental Inspection & Control	40,070.00
Other Public Sofety	
PUBLIC WORKS	
Streets and Droinoge	540,676.56
Sewers and Sewoge Processing	216,620.00
Garbage ond Trash Disposol	
Public Buildings and Grounds	167,127.00
Other Public Works	11,000.00
HEALTH ond WELFARE	
Health Services Except Environmentol	
Welfare-Public Assistonce	4,700.00
Hospitols, Clinics, First Aid	
Animal, Insect, & Rodent Control	
Other Welfore Services	
RECREATION and CONSERVATION	
Beaches and Boardwalks	
Parks, Playgrounds, Shode Trees	129,421.00
Land Reclomotion & Conservotion	
Other Recreotional Services	165,293.00
EDUCATION (excluding schools)	
Librories	279,020.00
Other Educotionol Services	2,350.00
STATUTORY EXPENDITURES	
Pensions & F. I. C. A.	262,237.90
Employee Fringe Benefits	76,400.00
Other Statutory Expenditures	10,860.00
CETA And Other Public Employment Programs	39,005.00
MUNICIPAL FUNCTIONS TOTAL	3,683,038.58
CAPITAL IMPROVEMENTS *MEMO*	64,279.00
DEBT SERVICE	
Principal Payments	226,400.00
Interest Payments	234,785.53
DEFERRED CHARGES	14,500.00
SCHOOL, COUNTY, SPECIAL DISTRICT TAXES	10,495,668.55
RESERVE FOR UNCOLLECTED TAXES	330,097.38
EXPENDITURES TOTAL	14,984,490.04

REVENUES-REALIZED		
1980 Property Toxes Collected		12,142,175.57
1980 Payments in Lieu of Taxes		
Delinquent Tax & Lien Collections		260,723.95
Business Personolty Replocement Toxes		469,750.44
Taxes from Public Utilities		853,784.47
Other Miscelloneous Tax Revenues		43,541.03
State Aid Revenues		123,346.42
Federol Aid Revenues		33,530.22
State and Locol Fiscal Assistonce Act Utilized		105,973.53
Sole of Acquired Property		
Other Miscelloneous Revenues		925,005.21
	Total	14,957,830.84
Prior Years Surplus Appropriated		441,000.00
REVENUES	TOTAL	15,398,830.84
Reserve For Uncollected Taxes		330,097.38
CAPITAL OUTLAY	TOTAL	2,534,042.17
Public Enterprises		1,565,126.20
Recreotion—Culture		77,522.36
Public Works		768,785.91
Buildings and Grounds		122,607.70
Library ond Education		
Conservation		
All Other		

CAPITAL DEBT AUTHORIZED, DECEMBER 31, 1980

ISSUED AND UNISSUED	GROSS DEBT	NET DEBT
School	3,630,000	
Self-liquidating	4,218,000	451,280
Other	6,361,010	6,361,010
Total	14,209,010	6,812,290

ISSUED AND OUTSTANDING	
School	3,630,000.00
Self-Liquidoting	4,013,500.00
Other	5,238,760.00
Totol	12,882,260.00
EQUALIZED VALUATION BASIS FOR NET DEBT COMPUTATION	422,460,522

REAL PROPERTY VALUATIONS

Code	Class	# of Parcels	% VAL'N	ASSESSED VALUATION
1	Vacant Land	460	2.13	5,913,900.00
2	Residentiol	4427	61.41	170,503,500.00
3	Form	241	2.03	5,622,300.00
4a	Commercial	191	22.22	61,700,700.00
4b	Industriol	36	10.16	28,200,100.00
4c	Apartments	19	2.06	5,716,700.00
Total		5374		277,657,200.00

Land Area 15.18 Sq. Miles

Net Valuation Taxable-Municipal	284,601,952
Net Valuation Taxable-County	452,062,849
State Equalized Valuation	484,737,560
State Equalization Ratio	58.13

1980 PROPERTY TAX		
STATE EQUALIZED TAX RATE	1.50	
Local District School Taxes		7,364,428.00
Regionol & Consolidated School Tox		
School Toxes in Municipol Budget		
County Toxes	.56	2,761,927.56
County Library Taxes		
Local Municipol Purpose Taxes	.36	1,772,117.79
Veteran & Senior Citizen Taxes		113,250.00
Total Taxes for Rate Computation	2.42	12,011,723.35
Special District Toxes		369,312.99
Bonk Corp. Toxes		26,752.98
Added ond Omitted Taxes		149,381.32
Total Taxes Levied - ABSTRACT		12,443,920.64
Totol Taxes Billed		12,444,185.67
1980 TAXES COLLECTED		12,142,175.57
1980 Taxes Cancelled, Abated or Adjusted		16,720.60
Tronsfer to Tox Title Liens or Foreclosed		12,421.04
Balance Outstanding Dec. 31, 1980		272,868.46
PRIOR YEARS TAXES OUTSTANDING		
Balance January 1, 1980		266,972.22
Collected in 1980		241,882.17
Concelled, Abated or Adjusted 1980		14,448.55
Transfers to Tox Title Liens or Foreclosed		
Balance December 31, 1980		10,641.50
TAX TITLE LIENS OUTSTANDING		
Balance January 1, 1980		69,949.97
Transfer From Taxes		12,476.50
Redeemed in 1980		18,841.78
Cancelled, Abated or Adjusted (1980)		
Transfers to Foreclosed Property		
Balance December 31, 1980		63,584.69
PROPERTY ACQUIRED BY DEED OR FORECLOSURE		
Balance January 1, 1980		56,391.66
Transfers From Taxes or Liens		
Sale for Cash (1980)		
Cancelled, Abated or Adjusted (1980)		
Balance December 31, 1980		56,391.66
CURRENT FINANCES DECEMBER 31, 1980		
ASSETS		
Cash Dec. 31, 1980		4,759,176.39
Taxes Receivable		283,509.96
Tax Title Liens		63,584.69
Foreclosed Property		56,391.66
Emergencies & Other Deferred Chorges		73,355.12
State and Federal Aid Receivoble		
Other Receivobles		565.94
Totol		5,236,583.76
LIABILITIES, RESERVES, AND SURPLUS		
Cash Liabilities		3,583,926.63
Reserves for Receivables		404,052.25
Surplus Dec. 31, 1980		1,248,604.88
Totol		5,236,583.76

1422

Population 1970 19,460
Population 1980 18,486
S & P Rating
Moody Rating AA-1

General Tax Rate Per $100. 3.50
State Equalized Tax Rate 1.98

MORRIS TOWNSHIP – MORRIS COUNTY

Form of Government:
Township Committee
Number of Members on Governing Body 5

PER CAPITA:		PER CENT:	
Gross Debt	1,059.00	Gross Debt	2.91
Net Debt	120.30	Net Debt	.33
Debt Service	5.17	Tax Levy Collected	97.97
Total Tax Levy	836.13	Tax Levy Cancelled, Abated or Adjusted	.09
Municipal Expenditures	337.89		

EXPENDITURES	
GENERAL GOVERNMENT	
Governing Body & Public Boards	13,200.00
Municipal Clerk	70,377.00
Financial Administration	93,570.00
Assessment of Taxes	36,750.00
Collection of Taxes	40,526.00
Planning, Housing & Development	44,375.00
Human Resources	980.00
Elections	6,050.00
General Administration (other)	639,856.00
JUDICIARY	
Municipal Courts	47,985.00
PUBLIC SAFETY	
Fire Protection	523,464.00
Police Protection	1,273,402.00
Civil Defense & Disaster Control	14,000.00
Environmental Inspection & Control	55,300.00
Other Public Safety	
PUBLIC WORKS	
Streets and Drainage	935,114.00
Sewers and Sewage Processing	
Garbage and Trash Disposal	370,850.00
Public Buildings and Grounds	41,650.00
Other Public Works	4,181.00
HEALTH and WELFARE	
Health Services Except Environmental	100,812.00
Welfare-Public Assistance	15,500.00
Hospitals, Clinics, First Aid	
Animal, Insect, & Rodent Control	4,000.00
Other Welfare Services	
RECREATION and CONSERVATION	
Beaches and Boardwalks	
Parks, Playgrounds, Shade Trees	309,969.00
Land Reclamation & Conservation	1,900.00
Other Recreational Services	15,810.06
EDUCATION (excluding schools)	
Libraries	170,870.09
Other Educational Services	
STATUTORY EXPENDITURES	
Pensions & F. I. C. A.	447,000.00
Employee Fringe Benefits	110,750.00
Other Statutory Expenditures	13,000.00
CETA And Other Public Employment Programs	
MUNICIPAL FUNCTIONS TOTAL	5,401,641.15
CAPITAL IMPROVEMENTS *MEMO*	64,598.95
DEBT SERVICE	
Principal Payments	34,000.00
Interest Payments	61,526.59
DEFERRED CHARGES	57,842.56
SCHOOL, COUNTY, SPECIAL DISTRICT TAXES	12,859,875.16
RESERVE FOR UNCOLLECTED TAXES	691,179.00
EXPENDITURES TOTAL	19,106,064.46

REVENUES-REALIZED		
1980 Property Taxes Collected		15,157,150.39
1980 Payments in Lieu of Taxes		11,000.00
Delinquent Tax & Lien Collections		231,456.20
Business Personalty Replacement Taxes		441,263.72
Taxes from Public Utilities		953,344.00
Other Miscellaneous Tax Revenues		889,699.64
State Aid Revenues		160,198.66
Federal Aid Revenues		
State and Local Fiscal Assistance Act Utilized		126,344.04
Sale of Acquired Property		18,600.00
Other Miscellaneous Revenues		631,867.66
	Total	18,620,924.31
Prior Years Surplus *Appropriated		961,000.00
REVENUES	TOTAL	19,581,924.31
Reserve For Uncollected Taxes		691,179.00
CAPITAL OUTLAY	TOTAL	856,884.70
Public Enterprises		336,834.30
Recreation—Culture		
Public Works		479,469.98
Buildings and Grounds		40,580.42
Library and Education		
Conservation		
All Other		

CAPITAL DEBT AUTHORIZED, DECEMBER 31, 1980

ISSUED AND UNISSUED	GROSS DEBT	NET DEBT
School	9,840,059	
Self-liquidating	7,829,450	316,765
Other	1,907,087	1,907,087
Total	19,576,597	2,223,853

ISSUED AND OUTSTANDING	
School	9,002,033.96
Self-Liquidating	6,430,500.00
Other	1,142,000.00
Total	16,574,533.96
EQUALIZED VALUATION BASIS FOR NET DEBT COMPUTATION	673,297,477

REAL PROPERTY VALUATIONS

Code	Class	# of Parcels	% VAL'N	ASSESSED VALUATION
1	Vacant Land	420	2.84	12,355,800.00
2	Residential	5026	67.38	293,182,600.00
3	Farm	9	.23	1,007,600.00
4a	Commercial	91	11.99	52,173,200.00
4b	Industrial	29	14.93	64,951,400.00
4c	Apartments	4	2.62	11,416,300.00
Total		5579		435,086,900.00

Land Area 15.70 Sq. Miles

Net Valuation Taxable-Municipal	439,208,919
Net Valuation Taxable-County	774,491,275
State Equalized Valuation	769,853,607
State Equalization Ratio	56.82

1980 PROPERTY TAX		
STATE EQUALIZED TAX RATE →		
Local District School Taxes		
Regional & Consolidated School Tax	1.30	10,064,055.54
School Taxes in Municipal Budget		
County Taxes	.36	2,795,819.62
County Library Taxes		
Local Municipal Purpose Taxes	.32	2,495,477.96
Veteran & Senior Citizen Taxes		107,430.00
Total Taxes for Rate Computation	1.98	15,462,783.12
Special District Taxes		
Bank Corp. Taxes		1,955.33
Added and Omitted Taxes		99,407.92
Total Taxes Levied - ABSTRACT		15,456,716.37
Total Taxes Billed		15,471,720.09
1980 TAXES COLLECTED		15,157,150.39
1980 Taxes Cancelled, Abated or Adjusted		13,843.40
Transfer to Tax Title Liens or Foreclosed		6,299.68
Balance Outstanding Dec. 31, 1980		294,426.62
PRIOR YEARS TAXES OUTSTANDING		
Balance January 1, 1980		220,503.32
Collected in 1980		211,049.40
Cancelled, Abated or Adjusted 1980		9,018.19
Transfers to Tax Title Liens or Foreclosed		
Balance December 31, 1980		435.73
TAX TITLE LIENS OUTSTANDING		
Balance January 1, 1980		19,611.40
Transfer From Taxes		6,299.68
Redeemed in 1980		20,406.80
Cancelled, Abated or Adjusted (1980)		3,284.44
Transfers to Foreclosed Property		
Balance December 31, 1980		2,219.84
PROPERTY ACQUIRED BY DEED OR FORECLOSURE		
Balance January 1, 1980		35,400.00
Transfers From Taxes or Liens		
Sale for Cash (1980)		18,600.00
Cancelled, Abated or Adjusted (1980)		
Balance December 31, 1980		16,800.00

CURRENT FINANCES DECEMBER 31, 1980 ASSETS	
Cash Dec. 31, 1980	1,656,892.44
Taxes Receivable	294,862.35
Tax Title Liens	2,219.84
Foreclosed Property	16,800.00
Emergencies & Other Deferred Charges	126,000.00
State and Federal Aid Receivable	5,137.07
Other Receivables	462,845.80
Total	2,564,757.50
LIABILITIES, RESERVES, AND SURPLUS	
Cash Liabilities	697,417.01
Reserves for Receivables	776,727.99
Surplus Dec. 31, 1980	1,090,612.50
Total	2,564,757.50

1423

Population 1970	5,555
Population 1980	5,305
S & P Rating	AA
Moody Rating	AA

General Tax Rate Per $100. 5.51

State Equalized Tax Rate 2.02

MORRIS PLAINS BOROUGH — MORRIS COUNTY

Form of Government: Borough Council

Number of Members on Governing Body 6

PER CAPITA:		PER CENT:	
Gross Debt	862.34	Gross Debt	2.22
Net Debt	805.98	Net Debt	2.07
Debt Service	81.58	Tax Levy Collected	98.08
Total Tax Levy	1,049.35	Tax Levy Cancelled, Abated or Adjusted	.62
Municipal Expenditures	503.40		

EXPENDITURES	
GENERAL GOVERNMENT	
Governing Body & Public Boards	
Municipal Clerk	89,675.00
Financial Administration	36,360.00
Assessment of Taxes	10,175.00
Collection of Taxes	15,435.00
Planning, Housing & Development	54,170.00
Human Resources	
Elections	2,100.00
General Administration (other)	171,737.00
JUDICIARY	
Municipal Courts	17,835.00
PUBLIC SAFETY	
Fire Protection	70,660.00
Police Protection	485,150.00
Civil Defense & Disaster Control	4,665.00
Environmental Inspection & Control	12,595.00
Other Public Safety	
PUBLIC WORKS	
Streets and Drainage	280,710.00
Sewers and Sewage Processing	323,785.00
Garbage and Trash Disposal	153,200.00
Public Buildings and Grounds	30,150.00
Other Public Works	
HEALTH and WELFARE	
Health Services Except Environmental	10,975.00
Welfare-Public Assistance	1,255.00
Hospitals, Clinics, First Aid	400.00
Animal, Insect, & Radent Control	
Other Welfare Services	
RECREATION and CONSERVATION	
Beaches and Boardwalks	
Parks, Playgrounds, Shade Trees	25,500.00
Land Reclamation & Conservation	
Other Recreational Services	43,410.00
EDUCATION (excluding schools)	
Libraries	17,520.00
Other Educational Services	
STATUTORY EXPENDITURES	
Pensions & F. I. C. A.	116,000.00
Employee Fringe Benefits	
Other Statutary Expenditures	4,000.00
CETA And Other Public Employment Programs	11,851.00
MUNICIPAL FUNCTIONS TOTAL	1,989,313.00
CAPITAL IMPROVEMENTS *MEMO*	24,000.00
DEBT SERVICE	
Principal Payments	210,000.00
Interest Payments	222,795.60
DEFERRED CHARGES	2,231.52
SCHOOL, COUNTY, SPECIAL DISTRICT TAXES	3,618,071.72
RESERVE FOR UNCOLLECTED TAXES	246,174.61
EXPENDITURES TOTAL	6,288,586.45

REVENUES-REALIZED		
1980 Property Taxes Collected		5,453,297.39
1980 Payments in Lieu of Taxes		
Delinquent Tax & Lien Collections		56,988.65
Business Personalty Replacement Taxes		244,213.88
Taxes from Public Utilities		285,176.00
Other Miscellaneous Tax Revenues		
State Aid Revenues		44,542.63
Federal Aid Revenues		10,590.17
State and Local Fiscal Assistance Act Utilized		77,531.17
Sale of Acquired Property		
Other Miscellaneous Revenues		351,168.52
	Total	6,523,508.41
Prior Years Surplus Appropriated		457,000.00
REVENUES	TOTAL	6,980,508.41
Reserve For Uncollected Taxes		246,174.61
CAPITAL OUTLAY	TOTAL	63,918.48
Public Enterprises		
Recreation—Culture		
Public Works		32,202.65
Buildings and Grounds		31,715.83
Library and Education		
Conservation		
All Other		

CAPITAL DEBT AUTHORIZED, DECEMBER 31, 1980

ISSUED AND UNISSUED	GROSS DEBT	NET DEBT
School	235,000	
Self-liquidating	64,000	
Other	4,275,700	4,275,700
Total	4,574,700	4,275,700

ISSUED AND OUTSTANDING	
School	235,000.00
Self-Liquidating	64,000.00
Other	4,229,000.00
Total	4,528,000.00
EQUALIZED VALUATION BASIS FOR NET DEBT COMPUTATION	206,205,199

REAL PROPERTY VALUATIONS

Code	Class	# of Parcels	% VAL'N	ASSESSED VALUATION
1	Vacant Land	204	1.70	1,513,400.00
2	Residential	1591	52.18	46,589,800.00
3	Farm			
4a	Commercial	71	20.36	18,182,500.00
4b	Industrial	6	25.76	22,998,500.00
4c	Apartments			
Total		1872		89,284,200.00

Land Area 2.60 Sq. Miles

Net Valuation Taxable-Municipal	90,230,934
Net Valuation Taxable-County	261,141,211
State Equalized Valuation	243,973,344
State Equalization Ratio	36.74

1980 PROPERTY TAX		
STATE EQUALIZED TAX RATE		
Local District School Taxes	1.07	2,633,949.50
Regional & Consolidated School Tax		
School Taxes in Municipal Budget		
County Taxes	.39	945,579.27
County Library Taxes	.02	38,542.95
Local Municipal Purpose Taxes	.55	1,353,607.74
Veteran & Senior Citizen Taxes		39,840.00
Total Taxes for Rate Computation	2.03	5,011,519.46
Special District Taxes		
Bank Corp. Taxes		6,733.29
Added and Omitted Taxes		588,406.93
Total Taxes Levied - ABSTRACT		5,566,819.68
Total Taxes Billed		5,560,131.39
1980 TAXES COLLECTED		5,453,297.39
1980 Taxes Cancelled, Abated or Adjusted		34,570.30
Transfer to Tax Title Liens or Foreclosed		3,091.11
Balance Outstanding Dec. 31, 1980		69,172.59
PRIOR YEARS TAXES OUTSTANDING		
Balance January 1, 1980		62,965.70
Collected in 1980		56,988.65
Cancelled, Abated or Adjusted 1980		
Transfers to Tax Title Liens or Foreclosed		
Balance December 31, 1980		5,977.05
TAX TITLE LIENS OUTSTANDING		
Balance January 1, 1980		20,646.83
Transfer From Taxes		3,091.11
Redeemed in 1980		
Cancelled, Abated or Adjusted (1980)		
Transfers to Foreclosed Property		
Balance December 31, 1980		23,737.94
PROPERTY ACQUIRED BY DEED OR FORECLOSURE		
Balance January 1, 1980		6,630.00
Transfers From Taxes or Liens		
Sale for Cash (1980)		
Cancelled, Abated or Adjusted (1980)		
Balance December 31, 1980		6,630.00

CURRENT FINANCES DECEMBER 31, 1980

ASSETS	
Cash Dec. 31, 1980	1,308,545.92
Taxes Receivable	75,149.64
Tax Title Liens	23,737.94
Foreclosed Property	6,630.00
Emergencies & Other Deferred Charges	100.00
State and Federal Aid Receivable	518.21
Other Receivables	3,250.68
Total	1,417,932.39
LIABILITIES, RESERVES, AND SURPLUS	
Cash Liabilities	290,361.45
Reserves for Receivables	108,768.26
Surplus Dec. 31, 1980	1,018,802.68
Total	1,417,932.39

1424

Population 1970 17,695
Population 1980 16,614
S & P Rating
Moody Rating AA

General Tax Rate Per $100. 3.53
State Equalized Tax Rate 2.94

MORRISTOWN TOWN — MORRIS CO.

Form of Government:
Mayor-Council Plan F (OMCL50)
Number of Members on Governing Body 7

PER CAPITA:		PER CENT:	
Gross Debt	3,530.27	Gross Debt	19.47
Net Debt	1,191.77	Net Debt	6.57
Debt Service	55.50	Tax Levy Collected	96.63
Total Tax Levy	651.51	Tax Levy Concelled, Abated or Adjusted	.28
Municipal Expenditures	548.03		

EXPENDITURES	
GENERAL GOVERNMENT	
Governing Body & Public Boords	34,350.00
Municipol Clerk	83,519.00
Financiol Administration	139,314.00
Assessment of Taxes	46,550.00
Collection of Taxes	162,376.00
Plonning, Housing & Development	34,950.00
Human Resources	7,550.00
Elections	4,750.00
Generol Administrotion (other)	950,539.00
JUDICIARY	
Municipal Courts	96,323.00
PUBLIC SAFETY	
Fire Protection	712,228.00
Police Protection	1,524,418.00
Civil Defense & Disaster Control	4,975.00
Environmentol Inspection & Control	195,898.00
Other Public Safety	
PUBLIC WORKS	
Streets ond Drainoge	863,871.00
Sewers and Sewage Processing	281,216.00
Garbage and Trosh Disposol	144,740.00
Public Buildings ond Grounds	84,150.00
Other Public Works	44,137.00
HEALTH and WELFARE	
Health Services Except Environmentol	173,331.00
Welfore-Public Assistance	34,839.00
Hospitals, Clinics, First Aid	
Animol, Insect, & Rodent Control	17,000.00
Other Welfare Services	
RECREATION ond CONSERVATION	
Beaches and Boardwolks	
Porks, Ploygrounds, Shode Trees	362,483.00
Lond Reclomotion & Conservotion	
Other Recreotionol Services	128,396.00
EDUCATION (excluding schools)	
Libraries	87,429.91
Other Educotionol Services	7,885.00
STATUTORY EXPENDITURES	
Pensions & F. I. C. A.	603,000.00
Employee Fringe Benefits	154,800.00
Other Statutory Expenditures	25,000.00
CETA And Other Public Employment Progroms	86,998.00
MUNICIPAL FUNCTIONS TOTAL	7,097,015.91
CAPITAL IMPROVEMENTS *MEMO*	25,000.00
DEBT SERVICE	
Principal Payments	354,000.00
Interest Payments	568,045.47
DEFERRED CHARGES	458,492.00
SCHOOL, COUNTY, SPECIAL DISTRICT TAXES	6,269,930.83
RESERVE FOR UNCOLLECTED TAXES	627,418.02
EXPENDITURES TOTAL	15,374,902.23

REVENUES-REALIZED		
1980 Property Toxes Collected		10,356,528.86
1980 Payments in Lieu of Toxes		
Delinquent Tax & Lien Collections		487,791.10
Business Personalty Replacement Taxes		510,828.68
Toxes from Public Utilities		1,304,154.00
Other Miscellaneous Tox Revenues		106,378.38
Stote Aid Revenues		168,085.63
Federol Aid Revenues		71,123.96
Stote ond Locol Fiscol Assistance Act Utilized		305,632.91
Sale of Acquired Property		
Other Miscellaneous Revenues		3,610,149.16
	Totol	16,920,672.68
Prior Yeors Surplus Appropriated		1,150,000.00
REVENUES	TOTAL	18,070,672.68
Reserve For Uncollected Taxes		627,418.02
CAPITAL OUTLAY	TOTAL	19,230,946.65
Public Enterprises		48,710.16
Recreotion—Culture		408,781.74
Public Works		13,843,181.07
Buildings and Grounds		4,242,983.68
Librory ond Educotion		
Conservotion		687,290.00
All Other		

CAPITAL DEBT AUTHORIZED, DECEMBER 31, 1980

ISSUED AND UNISSUED	GROSS DEBT	NET DEBT
School	4,402,940	
Self-liquidoting	3,019,000	3,019,000
Other	51,230,000	16,781,128
Totol	58,651,940	19,800,128

ISSUED AND OUTSTANDING	
School	4,027,966.03
Self-Liquidoting	1,269,000.00
Other	44,630,000.00
Totol	49,926,966.03
EQUALIZED VALUATION BASIS FOR NET DEBT COMPUTATION	301,267,395

REAL PROPERTY VALUATIONS

Code	Class	# of Porcels	% VAL'N	ASSESSED VALUATION
1	Vocont Lond	303	1.32	3,645,700.00
2	Residentiol	2721	47.34	130,981,750.00
3	Farm			
4a	Commercial	488	35.84	99,162,600.00
4b	Industriol	22	2.47	6,844,600.00
4c	Apartments	61	13.03	36,036,500.00
Total		3595		276,671,150.00

Lond Area 2.86 Sq. Miles

Net Valuotion Taxable-Municipal	300,509,675
Net Valuotion Taxable-County	370,856,893
Stote Equolized Voluotion	355,741,845
Stote Equolizotion Rotio	83.41

1980 PROPERTY TAX		
STATE EQUALIZED TAX RATE →		
Local District School Taxes		
Regionol & Consolidoted School Tox	1.37	4,929,544.98
School Toxes in Municipol Budget		
County Toxes	.37	1,340,385.85
County Library Taxes		
Local Municipal Purpose Taxes	1.20	4,318,462.16
Veteran & Senior Citizen Toxes		58,580.00
Total Taxes for Rate Computation	2.94	10,646,972.99
Special District Toxes		
Bank Corp. Toxes		106,315.47
Added and Omitted Toxes		129,450.46
Total Taxes Levied - ABSTRACT		10,824,158.92
Totol Taxes Billed		10,717,843.45
1980 TAXES COLLECTED		10,356,528.86
1980 Taxes Cancelled, Aboted or Adjusted		30,224.88
Transfer to Tax Title Liens or Foreclosed		70,587.68
Balance Outstanding Dec. 31, 1980		260,502.03

PRIOR YEARS TAXES OUTSTANDING	
Balance January 1, 1980	820,323.38
Collected in 1980	371,300.17
Cancelled, Abated or Adjusted 1980	412,646.16
Transfers to Tax Title Liens or Foreclosed	10,915.28
Bolance December 31, 1980	25,461.77
TAX TITLE LIENS OUTSTANDING	
Balance January 1, 1980	356,866.50
Transfer From Taxes	82,987.95
Redeemed in 1980	116,490.93
Cancelled, Abated or Adjusted (1980)	
Transfers to Foreclosed Property	4,223.97
Balance December 31, 1980	319,139.55
PROPERTY ACQUIRED BY DEED OR FORECLOSURE	
Balance January 1, 1980	40,576.03
Transfers From Taxes or Liens	4,223.97
Sale for Cash (1980)	
Cancelled, Abated or Adjusted (1980)	
Balance December 31, 1980	44,800.00

CURRENT FINANCES DECEMBER 31, 1980 ASSETS	
Cash Dec. 31, 1980	4,628,666.36
Toxes Receivoble	285,963.80
Tax Title Liens	319,139.45
Foreclosed Property	44,800.00
Emergencies & Other Deferred Charges	79,000.23
Stote and Federol Aid Receivable	3,654.00
Other Receivobles	656,848.98
Totol	6,018,072.82
LIABILITIES, RESERVES, AND SURPLUS	
Cash Liabilities	1,203,202.81
Reserves for Receivables	1,059,496.74
Surplus Dec. 31, 1980	3,755,373.27
Total	6,018,072.82

1426

Population 1970 3,610
Population 1980 4,251
S & P Roting
Moody Roting

General Tax Rote Per $100. 3.31
Stote Equalized Tax Rote 2.57

MOUNT ARLINGTON BOROUGH – MORRIS CO.

Form of Government:
Borough Council
Number of Members on Governing Body 6

PER CAPITA:
Gross Debt 258.60
Net Debt 68.29
Debt Service
Totol Tox Levy 435.64
Municipol Expenditures 275.23

PER CENT:
Gross Debt 1.76
Net Debt .47
Tox Levy Collected 94.55
Tax Levy Cancelled, Abated or Adjusted .48

EXPENDITURES	
GENERAL GOVERNMENT	
Governing Body & Public Boards	
Municipol Clerk	
Financiol Administration	9,430.00
Assessment of Taxes	9,525.00
Collection of Toxes	11,900.00
Plonning, Housing & Development	109,395.00
Humon Resources	1,000.00
Elections	1,200.00
General Administrotion (other)	130,999.43
JUDICIARY	
Municipal Courts	9,111.00
PUBLIC SAFETY	
Fire Protection	22,160.00
Police Protection	200,469.99
Civil Defense & Disaster Control	950.00
Environmentol Inspection & Control	5,740.00
Other Public Sofety	
PUBLIC WORKS	
Streets ond Droinage	234,265.00
Sewers ond Sewoge Processing	
Gorboge and Trash Disposol	23,600.00
Public Buildings ond Grounds	33,784.00
Other Public Works	
HEALTH and WELFARE	
Heolth Services Except Environmental	11,985.88
Welfore-Public Assistonce	1,710.00
Hospitols, Clinics, First Aid	500.00
Animol, Insect, & Rodent Control	1,450.00
Other Welfare Services	
RECREATION ond CONSERVATION	
Beoches and Boardwalks	
Parks, Ploygrounds, Shode Trees	4,100.00
Lond Reclamation & Conservotion	
Other Recreotionol Services	31,000.00
EDUCATION (excluding schools)	
Libraries	20,635.00
Other Educotional Services	
STATUTORY EXPENDITURES	
Pensions & F. I. C. A.	44,500.00
Employee Fringe Benefits	16,400.00
Other Stotutory Expenditures	4,000.00
CETA And Other Public Employment Programs	
MUNICIPAL FUNCTIONS TOTAL	939,810.30
CAPITAL IMPROVEMENTS *MEMO*	5,000.00
DEBT SERVICE	
Principal Payments	
Interest Payments	
DEFERRED CHARGES	80,504.57
SCHOOL, COUNTY, SPECIAL DISTRICT TAXES	1,333,103.95
RESERVE FOR UNCOLLECTED TAXES	149,679.09
EXPENDITURES TOTAL	2,503,097.91

REVENUES-REALIZED	
1980 Property Toxes Collected	1,751,246.09
1980 Poyments in Lieu of Taxes	
Delinquent Tax & Lien Collections	113,520.93
Business Personalty Replocement Taxes	18,030.52
Taxes from Public Utilities	108,736.00
Other Miscellaneous Tox Revenues	
Stote Aid Revenues	199,426.84
Federal Aid Revenues	20,000.00
State ond Local Fiscol Assistonce Act Utilized	58,636.99
Sole of Acquired Property	
Other Miscelloneous Revenues	119,579.32
Total	2,389,176.69
Prior Years Surplus Appropriated	156,000.00
REVENUES TOTAL	2,545,176.69
Reserve For Uncollected Toxes	149,679.09
CAPITAL OUTLAY TOTAL	290,732.37
Public Enterprises	
Recreation—Culture	
Public Works	243,054.58
Buildings and Grounds	47,677.79
Librory ond Education	
Conservotion	
All Other	

CAPITAL DEBT AUTHORIZED, DECEMBER 31, 1980

ISSUED AND UNISSUED	GROSS DEBT	NET DEBT
School	809,000	
Self-liquidoting		
Other	290,288	290,288
Total	1,099,288	290,288
ISSUED AND OUTSTANDING		
School		809,000.00
Self-Liquidoting		
Other		120,000.00
Totol		929,000.00
EQUALIZED VALUATION BASIS FOR NET DEBT COMPUTATION		62,412,174

REAL PROPERTY VALUATIONS

Code	Closs	# of Parcels	% VAL'N	ASSESSED VALUATION
1	Vocont Lond	163	3.08	1,701,500.00
2	Residentiol	1053	82.77	45,717,300.00
3	Form			
4o	Commercial	37	6.28	3,466,400.00
4b	Industrial	1	.01	3,200.00
4c	Aportments	9	7.86	4,343,000.00
Total		1263		55,231,400.00

Land Areo 7.25 Sq. Miles

Net Voluotion Toxable-Municipal	55,674,485
Net Valuation Toxoble-County	70,534,222
State Equolized Volvation	71,443,967
Stote Equolization Ratio	77.79

1980 PROPERTY TAX		
STATE EQUALIZED TAX RATE		
Locol District School Taxes	1.51	1,678,939.87
Regionol & Consolidated School Tox		
School Taxes in Municipal Budget		
County Taxes	.36	254,164.08
County Library Taxes		
Locol Municipal Purpose Taxes	.71	506,988.64
Veteron & Senior Citizen Toxes		18,980.00
Total Taxes for Rote Computotion	2.58	1,859,072.59
Speciol District Toxes		
Bonk Corp. Taxes		2,443.12
Added ond Omitted Toxes		9,359.63
Totol Toxes Levied - ABSTRACT		1,851,895.34
Total Taxes Billed		1,852,185.09
1980 TAXES COLLECTED		1,751,246.09
1980 Toxes Concelled, Abated or Adjusted		8,844.32
Tronsfer to Tox Title Liens or Foreclosed		9,999.51
Bolonce Outstonding Dec. 31, 1980		82,095.17
PRIOR YEARS TAXES OUTSTANDING		
Bolonce Jonuory 1, 1980		117,472.15
Collected in 1980		85,917.33
Concelled, Aboted or Adjusted 1980		31,416.04
Tronsfers to Tox Title Liens or Foreclosed		4.84
Bolonce December 31, 1980		133.94
TAX TITLE LIENS OUTSTANDING		
Bolonce Jonuory 1, 1980		67,936.59
Tronsfer From Taxes		10,016.18
Redeemed in 1980		27,603.60
Concelled, Aboted or Adjusted (1980)		
Tronsfers to Foreclosed Property		
Bolonce December 31, 1980		50,349.17
PROPERTY ACQUIRED BY DEED OR FORECLOSURE		
Bolonce Jonuory 1, 1980		158,300.00
Tronsfers From Taxes or Liens		
Sole for Cash (1980)		
Concelled, Aboted or Adjusted (1980)		
Bolonce December 31, 1980		158,300.00

CURRENT FINANCES DECEMBER 31, 1980

ASSETS	
Cash Dec. 31, 1980	414,935.94
Taxes Receivable	82,229.11
Tox Title Liens	50,349.17
Foreclosed Property	158,300.00
Emergencies & Other Deferred Chorges	16,066.70
State ond Federal Aid Receivable	787.84
Other Receivobles	120,088.33
Total	842,757.09
LIABILITIES, RESERVES, AND SURPLUS	
Cash Liobilities	129,706.17
Reserves for Receivobles	410,966.61
Surplus Dec. 31, 1980	302,084.31
Totol	842,757.09

1980/3000

0425

Population 1970 5,635
Population 1980 4,863
S & P Rating
Moody Rating

General Tax Rate Per $100. 4.81
State Equalized Tax Rate 2.95

MOUNT EPHRAIM BOROUGH — CAMDEN COUNTY

Form of Government: Commission (1911)
Number of Members on Governing Body 3

PER CAPITA:		PER CENT:	
Gross Debt	110.45	Gross Debt	.85
Net Debt	110.45	Net Debt	.85
Debt Service	14.10	Tax Levy Collected	97.63
Total Tax Levy	411.49	Tax Levy Cancelled, Abated or Adjusted	
Municipal Expenditures	198.15		

EXPENDITURES	
GENERAL GOVERNMENT	
Governing Body & Public Boards	1,700.00
Municipal Clerk	
Financial Administration	8,800.00
Assessment of Taxes	4,480.74
Collection of Taxes	12,335.03
Planning, Housing & Development	6,894.33
Human Resources	
Elections	
General Administration (other)	119,974.31
JUDICIARY	
Municipal Courts	19,486.00
PUBLIC SAFETY	
Fire Protection	24,625.00
Police Protection	198,530.97
Civil Defense & Disaster Control	100.00
Environmental Inspection & Control	6,250.00
Other Public Safety	
PUBLIC WORKS	
Streets and Drainage	85,778.73
Sewers and Sewage Processing	54,375.00
Garbage and Trash Disposal	59,000.00
Public Buildings and Grounds	20,170.00
Other Public Works	
HEALTH and WELFARE	
Health Services Except Environmental	1,001.00
Welfare-Public Assistance	3,125.00
Hospitals, Clinics, First Aid	
Animal, Insect, & Rodent Control	
Other Welfare Services	
RECREATION and CONSERVATION	
Beaches and Boardwalks	
Parks, Playgrounds, Shade Trees	4,202.00
Land Reclamation & Conservation	50.00
Other Recreational Services	
EDUCATION (excluding schools)	
Libraries	3,380.00
Other Educational Services	
STATUTORY EXPENDITURES	
Pensions & F. I. C. A.	49,332.72
Employee Fringe Benefits	22,998.00
Other Statutory Expenditures	2,067.28
CETA And Other Public Employment Programs	50,000.00
MUNICIPAL FUNCTIONS TOTAL	758,656.11
CAPITAL IMPROVEMENTS *MEMO*	30,000.00
DEBT SERVICE	
Principal Payments	41,588.00
Interest Payments	26,957.39
DEFERRED CHARGES	10,700.00
SCHOOL, COUNTY, SPECIAL DISTRICT TAXES	1,576,921.33
RESERVE FOR UNCOLLECTED TAXES	125,704.89
EXPENDITURES TOTAL	2,540,527.72

REVENUES-REALIZED		
1980 Property Taxes Collected		1,953,826.18
1980 Payments in Lieu of Taxes		
Delinquent Tax & Lien Collections		23,239.70
Business Personalty Replacement Taxes		32,156.56
Taxes from Public Utilities		185,350.57
Other Miscellaneous Tax Revenues		
State Aid Revenues		69,317.39
Federal Aid Revenues		48,667.54
State and Local Fiscal Assistance Act Utilized		39,297.00
Sale of Acquired Property		
Other Miscellaneous Revenues		114,323.16
	Total	2,466,178.10
Prior Years Surplus Appropriated		187,000.00
REVENUES	TOTAL	2,653,178.10
Reserve For Uncollected Taxes		125,704.89
CAPITAL OUTLAY	TOTAL	80,525.00
Public Enterprises		
Recreation—Culture		
Public Works		80,525.00
Buildings and Grounds		
Library and Education		
Conservation		
All Other		

CAPITAL DEBT AUTHORIZED, DECEMBER 31, 1980

ISSUED AND UNISSUED	GROSS DEBT	NET DEBT
School		
Self-liquidating		
Other	537,137	537,137
Total	537,137	537,137
ISSUED AND OUTSTANDING		
School		
Self-Liquidating		
Other		483,500.00
Total		483,500.00
EQUALIZED VALUATION BASIS FOR NET DEBT COMPUTATION		63,284,689

REAL PROPERTY VALUATIONS

Code	Class	# of Parcels	% VAL'N	ASSESSED VALUATION
1	Vacant Land	78	1.10	452,075.00
2	Residential	1542	79.37	32,617,020.00
3	Farm			
4a	Commercial	91	15.32	6,295,150.00
4b	Industrial	5	.61	250,950.00
4c	Apartments	9	3.60	1,480,700.00
Total		1725		41,095,895.00

Land Area .90 Sq. Miles

Net Valuation Taxable-Municipal	41,538,235
Net Valuation Taxable-County	64,304,431
State Equalized Valuation	67,373,801
State Equalization Ratio	61.40

1980 PROPERTY TAX		
STATE EQUALIZED TAX RATE →		
Local District School Taxes	1.21	821,420.50
Regional & Consolidated School Tax		
School Taxes in Municipal Budget		
County Taxes	1.09	* 739,272.25
County Library Taxes	.02	16,228.58
Local Municipal Purpose Taxes	.62	420,000.00
Veteran & Senior Citizen Taxes		82,760.00
Totol Taxes for Rate Computation	2.94	2,079,681.33
Special District Taxes		
Bank Corp. Taxes		1,744.59
Added and Omitted Taxes		2,431.15
Total Taxes Levied - ABSTRACT		2,001,097.07
Total Taxes Billed		2,001,353.78
1980 TAXES COLLECTED		1,953,826.18
1980 Taxes Cancelled, Abated or Adjusted		
Transfer to Tax Title Liens or Foreclosed		
Balance Outstanding Dec. 31, 1980		47,527.60
PRIOR YEARS TAXES OUTSTANDING		
Balance January 1, 1980		24,489.98
Collected in 1980		23,239.70
Cancelled, Abated or Adjusted 1980		
Transfers to Tax Title Liens or Foreclosed		
Balance December 31, 1980		1,250.28
TAX TITLE LIENS OUTSTANDING		
Balance January 1, 1980		283.74
Transfer From Taxes		
Redeemed in 1980		
Cancelled, Abated or Adjusted (1980)		
Transfers to Foreclosed Property		
Balance December 31, 1980		283.74
PROPERTY ACQUIRED BY DEED OR FORECLOSURE		
Balance January 1, 1980		5,735.00
Transfers From Taxes or Liens		
Sale for Cash (1980)		
Cancelled, Abated or Adjusted (1980)		
Balance December 31, 1980		5,735.00

CURRENT FINANCES DECEMBER 31, 1980 ASSETS	
Cash Dec. 31, 1980	424,107.93
Taxes Receivable	48,777.88
Tax Title Liens	283.74
Foreclosed Property	5,735.00
Emergencies & Other Deferred Charges	3,500.00
State and Federal Aid Receivable	19,555.77
Other Receivables	12,244.75
Total	514,205.07
LIABILITIES, RESERVES, AND SURPLUS	
Cash Liabilities	114,504.70
Reserves for Receivables	67,041.37
Surplus Dec. 31, 1980	332,659.00
Total	514,205.07

1980/3000

*Includes County Health Service Taxes or County Vocational School Taxes. See Table 13, pgs. 675, 676.

0323

Population 1970 12,745
Population 1980 10,818
S & P Rating
Moody Rating BAA-1

General Tax Rate Per $100. 3.40
State Equalized Tax Rate 2.94

MOUNT HOLLY TOWNSHIP – BURLINGTON CO.

Form of Government:
Council-Manager Plan A (OMCL50)
Number of Members on Governing Body 5

PER CAPITA:		PER CENT:	
Gross Debt	168.49	Gross Debt	1.55
Net Debt	77.79	Net Debt	.72
Debt Service	7.20	Tax Levy Collected	93.90
Total Tax Levy	362.56	Tax Levy Cancelled, Abated or Adjusted	.17
Municipal Expenditures	209.95		

EXPENDITURES	
GENERAL GOVERNMENT	
Governing Body & Public Boards	
Municipal Clerk	
Financial Administration	80,958.57
Assessment of Taxes	17,725.00
Collection of Taxes	3,075.00
Planning, Housing & Development	5,975.00
Human Resources	
Elections	2,305.00
General Administration (other)	209,273.00
JUDICIARY	
Municipal Courts	31,420.00
PUBLIC SAFETY	
Fire Protection	73,442.00
Police Protection	554,348.00
Civil Defense & Disaster Control	
Environmental Inspection & Control	42,292.00
Other Public Safety	
PUBLIC WORKS	
Streets and Drainage	240,439.00
Sewers and Sewage Processing	
Garbage and Trash Disposal	54,751.00
Public Buildings and Grounds	88,546.00
Other Public Works	47,451.00
HEALTH and WELFARE	
Health Services Except Environmental	13,130.00
Welfare-Public Assistance	17,314.00
Hospitals, Clinics, First Aid	
Animal, Insect, & Rodent Control	
Other Welfare Services	
RECREATION and CONSERVATION	
Beaches and Boardwalks	
Parks, Playgrounds, Shade Trees	40,390.00
Land Reclamation & Conservation	
Other Recreational Services	83,782.00
EDUCATION (excluding schools)	
Libraries	48,000.00
Other Educational Services	
STATUTORY EXPENDITURES	
Pensions & F. I. C. A.	133,662.00
Employee Fringe Benefits	41,000.00
Other Statutory Expenditures	4,700.00
CETA And Other Public Employment Programs	75,710.00
MUNICIPAL FUNCTIONS TOTAL	1,909,688.57
CAPITAL IMPROVEMENTS *MEMO*	55,000.00
DEBT SERVICE	
Principal Payments	50,450.00
Interest Payments	27,404.00
DEFERRED CHARGES	4,109.06
SCHOOL, COUNTY, SPECIAL DISTRICT TAXES	3,126,386.92
RESERVE FOR UNCOLLECTED TAXES	279,586.94
EXPENDITURES TOTAL	5,397,625.49

REVENUES-REALIZED	
1980 Property Taxes Collected	3,664,500.36
1980 Payments in Lieu of Taxes	
Delinquent Tax & Lien Collections	220,738.24
Business Personalty Replacement Taxes	157,668.24
Taxes from Public Utilities	528,182.00
Other Miscellaneous Tax Revenues	
State Aid Revenues	195,178.95
Federal Aid Revenues	73,242.80
State and Local Fiscal Assistance Act Utilized	125,623.00
Sale of Acquired Property	9,274.64
Other Miscellaneous Revenues	242,064.94
Total	5,216,473.17
Prior Years Surplus Appropriated	196,639.00
REVENUES TOTAL	5,413,112.17
Reserve For Uncollected Taxes	279,586.94
CAPITAL OUTLAY TOTAL	327,125.30
Public Enterprises	
Recreation—Cultute	45,466.09
Public Works	165,965.62
Buildings and Grounds	115,693.59
Library and Education	
Conservation	
All Other	

CAPITAL DEBT AUTHORIZED, DECEMBER 31, 1980

ISSUED AND UNISSUED	GROSS DEBT	NET DEBT
School	969,259	
Self-liquidating		
Other	853,488	841,488
Total	1,822,748	841,488
ISSUED AND OUTSTANDING		
School		770,259.63
Self-Liquidating		
Other		645,750.00
Total		1,416,009.63
EQUALIZED VALUATION BASIS FOR NET DEBT COMPUTATION		117,645,141

REAL PROPERTY VALUATIONS

Code	Class	# of Parcels	% VAL'N	ASSESSED VALUATION
1	Vacant Land	188	1.74	1,904,150.00
2	Residential	3156	79.58	86,848,400.00
3	Farm	10	.16	178,500.00
4a	Commercial	209	14.16	15,457,850.00
4b	Industrial	16	2.80	3,052,100.00
4c	Apartments	10	1.56	1,698,300.00
Total		3589		109,139,300.00

Land Area	2.91 Sq. Miles
Net Valuation Taxable-Municipal	114,523,782
Net Valuation Taxable-County	126,259,225
State Equalized Valuation	131,239,139
State Equalization Ratio	86.73

1980 PROPERTY TAX		
STATE EQUALIZED TAX RATE		
Local District School Taxes	1.05	1,387,338.72
Regional & Consolidated School Tax	.71	938,768.50
School Taxes in Municipal Budget		
County Taxes	.57	758,197.45
County Library Taxes	.03	42,082.25
Local Municipal Purpose Taxes	.57	759,216.00
Veteran & Senior Citizen Taxes		89,650.00
Total Taxes for Rate Computation	2.93	3,975,252.92
Special District Taxes		
Bank Corp. Taxes		27,914.73
Added and Omitted Taxes		8,618.88
Total Taxes Levied - ABSTRACT		3,922,136.53
Total Taxes Billed		3,902,447.47
1980 TAXES COLLECTED		3,664,500.36
1980 Taxes Cancelled, Abated or Adjusted		6,493.41
Transfer to Tax Title Liens or Foreclased		27,047.31
Balance Outstanding Dec. 31, 1980		204,406.39
PRIOR YEARS TAXES OUTSTANDING		
Balance January 1, 1980		197,168.55
Collected in 1980		169,753.57
Cancelled, Abated or Adjusted 1980		
Transfers to Tax Title Liens or Foreclosed		10,238.16
Balance December 31, 1980		17,177.22
TAX TITLE LIENS OUTSTANDING		
Balance January 1, 1980		79,426.25
Transfer From Taxes		45,304.99
Redeemed in 1980		50,984.67
Cancelled, Abated or Adjusted (1980)		
Transfers to Foreclosed Property		
Balance December 31, 1980		73,746.57
PROPERTY ACQUIRED BY DEED OR FORECLOSURE		
Balance January 1, 1980		94,255.00
Transfers From Taxes or Liens		
Sale for Cash (1980)		5,288.50
Cancelled, Abated or Adjusted (1980)		45,411.50
Balance December 31, 1980		43,555.00
CURRENT FINANCES DECEMBER 31, 1980		
ASSETS		
Cash Dec. 31, 1980		738,955.63
Taxes Receivable		221,583.61
Tax Title Liens		73,746.57
Foreclosed Property		43,555.00
Emergencies & Other Deferred Charges		12,222.49
State and Federal Aid Receivable		
Other Receivables		42,412.75
Total		1,132,476.05
LIABILITIES, RESERVES, AND SURPLUS		
Cash Liabilities		231,524.87
Reserves for Receivables		381,297.93
Surplus Dec. 31, 1980		519,653.25
Total		1,132,476.05

0324

Population 1970 11,265
Population 1980 17,614
S & P Rating
Moody Rating A

General Tax Rate Per $100. 2.74
State Equalized Tax Rate 2.21

MOUNT LAUREL TOWNSHIP — BURLINGTON CO.

Form of Government:
Council-Manager Plan E (OMCL50)
Number of Members on Governing Body 5

PER CAPITA:		PER CENT:	
Gross Debt	533.95	Gross Debt	2.57
Net Debt	239.75	Net Debt	1.15
Debt Service	17.07	Tax Levy Collected	96.89
Total Tax Levy	569.44	Tax Levy Cancelled, Abated or Adjusted	.64
Municipol Expenditures	218.66		

EXPENDITURES	
GENERAL GOVERNMENT	
Governing Body & Public Boards	13,835.00
Municipal Clerk	59,969.00
Financial Administration	78,453.00
Assessment of Taxes	46,356.00
Collection of Taxes	47,222.00
Planning, Housing & Development	50,604.00
Human Resources	
Elections	
General Administration (other)	374,777.00
JUDICIARY	
Municipal Courts	45,070.00
PUBLIC SAFETY	
Fire Protection	160,365.00
Police Protection	770,307.33
Civil Defense & Disaster Control	1,225.00
Environmentol Inspection & Control	68,101.00
Other Public Safety	
PUBLIC WORKS	
Streets and Drainage	497,031.00
Sewers and Sewage Processing	
Garbage and Trash Disposal	211,637.00
Public Buildings and Grounds	78,254.00
Other Public Works	
HEALTH and WELFARE	
Health Services Except Environmental	1,100.00
Welfare-Public Assistance	5,614.00
Hospitals, Clinics, First Aid	
Animal, Insect, & Rodent Control	
Other Welfare Services	
RECREATION and CONSERVATION	
Beaches and Boardwalks	
Parks, Playgrounds, Shade Trees	60,023.00
Land Reclamation & Conservation	360.00
Other Recreational Services	2,000.00
EDUCATION (excluding schools)	
Libraries	114,153.00
Other Educational Services	
STATUTORY EXPENDITURES	
Pensions & F. I. C. A.	219,398.69
Employee Fringe Benefits	66,450.00
Other Statutory Expenditures	7,000.00
CETA And Other Public Employment Programs	66,986.36
MUNICIPAL FUNCTIONS TOTAL	3,046,291.38
CAPITAL IMPROVEMENTS *MEMO*	46,000.00
DEBT SERVICE	
Principal Payments	115,000.00
Interest Payments	185,719.67
DEFERRED CHARGES	7,193.96
SCHOOL, COUNTY, SPECIAL DISTRICT TAXES	8,404,589.90
RESERVE FOR UNCOLLECTED TAXES	497,321.91
EXPENDITURES TOTAL	12,256,116.82

REVENUES-REALIZED		
1980 Property Taxes Collected		9,722,650.26
1980 Payments in Lieu of Taxes		
Delinquent Tax & Lien Collections		323,231.28
Business Personalty Replacement Taxes		153,215.92
Taxes from Public Utilities		764,392.00
Other Miscellaneous Tax Revenues		
State Aid Revenues		116,840.58
Federal Aid Revenues		56,162.94
State and Local Fiscal Assistance Act Utilized		186,924.33
Sale of Acquired Property		2,153.00
Other Miscellaneous Revenues		1,004,863.71
	Total	12,330,434.02
Prior Years Surplus Appropriated		750,430.52
REVENUES	TOTAL	13,080,864.54
Reserve For Uncollected Taxes		497,321.91
CAPITAL OUTLAY	TOTAL	606,143.09
Public Enterprises		
Recreation—Culture		160.00
Public Works		595,070.60
Buildings and Grounds		
Library and Education		10,912.49
Conservation		
All Other		

CAPITAL DEBT AUTHORIZED, DECEMBER 31, 1980

ISSUED AND UNISSUED	GROSS DEBT	NET DEBT
School	5,182,127	
Self-liquidating		
Other	4,222,948	4,222,948
Total	9,405,076	4,222,948
ISSUED AND OUTSTANDING		
School		5,182,127.94
Self-Liquidating		
Other		3,812,106.00
Total		8,994,233.94
EQUALIZED VALUATION BASIS FOR NET DEBT COMPUTATION		366,280,160

REAL PROPERTY VALUATIONS

Code	Class	# of Parcels	% VAL'N	ASSESSED VALUATION
1	Vacant Land	2098	6.82	23,410,650.00
2	Residential	4443	62.01	212,857,055.00
3	Farm	278	1.58	5,401,750.00
4a	Commercial	120	13.82	47,445,400.00
4b	Industrial	52	13.60	46,681,200.00
4c	Apartments	4	2.18	7,478,100.00
Total		6995		343,274,155.00
Land Area		22.15 Sq. Miles		
Net Valuation Taxable-Municipal				346,704,992
Net Valuation Taxable-County				393,215,819
State Equalized Valuation				429,012,482
State Equalization Ratio				80.66

1980 PROPERTY TAX		
STATE EQUALIZED TAX RATE		
Local District School Taxes	.89	3,806,662.48
Regional & Consolidated School Tax	.52	2,225,480.85
School Taxes in Municipal Budget		
County Taxes	.55	2,372,446.57
County Library Taxes		
Local Municipal Purpose Taxes	.25	1,074,000.00
Veteran & Senior Citizen Taxes		86,380.00
Total Taxes for Rate Computation	2.21	9,564,969.90
Special District Taxes		
Bank Corp. Taxes		17,843.25
Added and Omitted Taxes		533,746.99
Total Taxes Levied - ABSTRACT		10,030,180.14
Total Taxes Billed		10,035,146.14
1980 TAXES COLLECTED		9,722,650.26
1980 Taxes Cancelled, Abated or Adjusted		64,284.15
Transfer to Tax Title Liens or Foreclosed		17,556.81
Balance Outstanding Dec. 31, 1980		230,654.92
PRIOR YEARS TAXES OUTSTANDING		
Balance January 1, 1980		327,944.78
Collected in 1980		316,497.74
Cancelled, Abated or Adjusted 1980		2,141.18
Transfers to Tax Title Liens or Foreclosed		7,482.60
Balance December 31, 1980		1,823.26
TAX TITLE LIENS OUTSTANDING		
Balance January 1, 1980		28,909.02
Transfer From Taxes		26,103.49
Redeemed in 1980		6,733.54
Cancelled, Abated or Adjusted (1980)		
Transfers to Foreclosed Property		107.25
Balance December 31, 1980		48,171.72
PROPERTY ACQUIRED BY DEED OR FORECLOSURE		
Balance January 1, 1980		2,020,853.00
Transfers From Taxes or Liens		
Sale for Cash (1980)		2,153.00
Cancelled, Abated or Adjusted (1980)		
Balance December 31, 1980		2,018,700.00
CURRENT FINANCES DECEMBER 31, 1980		
ASSETS		
Cash Dec. 31, 1980		5,157,804.50
Taxes Receivable		232,478.18
Tax Title Liens		48,171.72
Foreclosed Property		2,018,700.00
Emergencies & Other Deferred Charges		46,787.91
State and Federal Aid Receivable		4,813.75
Other Receivables		103,326.50
Total		7,612,082.56
LIABILITIES, RESERVES, AND SURPLUS		
Cash Liabilities		3,520,120.35
Reserves for Receivables		2,402,676.40
Surplus Dec. 31, 1980		1,689,285.81
Total		7,612,082.56

1980/3000

1427

Population 1970 · 10,535
Population 1980 18,748
S & P Rating
Moody Rating A

General Tax Rate Per $100. 4.02
State Equalized Tax Rate 2.26

MOUNT OLIVE TOWNSHIP — MORRIS COUNTY

Form of Government:
Mayor-Council Plan E (OMCL50)
Number of Members on Governing Body 5

PER CAPITA		PER CENT:	
Gross Debt	942.88	Gross Debt	5.51
Net Debt	278.66	Net Debt	1.63
Debt Service	1.88	Tax Levy Collected	95.76
Total Tax Levy	486.45	Tax Levy Cancelled, Abated or Adjusted	.41
Municipal Expenditures	211.40		

EXPENDITURES

GENERAL GOVERNMENT	
Governing Body & Public Boards	39,971.00
Municipal Clerk	26,224.00
Financial Administration	50,599.00
Assessment of Taxes	213,763.00
Collection of Taxes	31,537.00
Planning, Housing & Development	69,471.00
Human Resources	45,000.00
Elections	4,465.72
General Administration (other)	426,116.00
JUDICIARY	
Municipal Courts	45,767.00
PUBLIC SAFETY	
Fire Protection	79,483.93
Police Protection	649,040.00
Civil Defense & Disaster Control	5,929.00
Environmental Inspection & Control	60,871.00
Other Public Safety	
PUBLIC WORKS	
Streets and Drainage	628,521.06
Sewers and Sewage Processing	
Garbage and Trash Disposal	
Public Buildings and Grounds	93,670.00
Other Public Works	610.00
HEALTH and WELFARE	
Health Services Except Environmental	85,372.00
Welfare-Public Assistance	9,469.00
Hospitals, Clinics, First Aid	
Animal, Insect, & Rodent Control	13,825.00
Other Welfare Services	
RECREATION and CONSERVATION	
Beaches and Boardwalks	5,852.00
Parks, Playgrounds, Shade Trees	
Land Reclamation & Conservation	720.00
Other Recreational Services	84,572.00
EDUCATION (excluding schools)	
Libraries	97,739.98
Other Educational Services	
STATUTORY EXPENDITURES	
Pensions & F. I. C. A.	174,894.00
Employee Fringe Benefits	67,765.00
Other Statutory Expenditures	7,025.00
CETA And Other Public Employment Programs	87,458.00
MUNICIPAL FUNCTIONS TOTAL	3,105,730.69
CAPITAL IMPROVEMENTS *MEMO*	
DEBT SERVICE	
Principal Payments	
Interest Payments	35,284.32
DEFERRED CHARGES	184,540.38
SCHOOL, COUNTY, SPECIAL DISTRICT TAXES	7,423,194.21
RESERVE FOR UNCOLLECTED TAXES	637,745.36
EXPENDITURES TOTAL	11,386,494.96

REVENUES-REALIZED

1980 Property Taxes Collected		8,726,847.79
1980 Payments in Lieu of Taxes		
Delinquent Tax & Lien Collections		462,704.90
Business Personalty Replacement Taxes		89,289.74
Taxes from Public Utilities		711,710.72
Other Miscellaneous Tax Revenues		64,500.00
State Aid Revenues		164,658.61
Federal Aid Revenues		68,561.65
State and Local Fiscal Assistance Act Utilized		211,028.39
Sale of Acquired Property		
Other Miscellaneous Revenues		336,185.16
	Total	10,835,486.96
Prior Years Surplus Appropriated		200,000.00
REVENUES	TOTAL	11,035,486.96
Reserve For Uncollected Taxes		637,745.36
CAPITAL OUTLAY	TOTAL	398,616.22
Public Enterprises		49,477.03
Recreation—Culture		918.71
Public Works		50,200.00
Buildings and Grounds		298,020.48
Library and Education		
Conservation		
All Other		

CAPITAL DEBT AUTHORIZED, DECEMBER 31, 1980

ISSUED AND UNISSUED	GROSS DEBT	NET DEBT
School	12,403,860	
Self-liquidating	2,968,000	2,918,978
Other	2,305,290	2,305,290
Total	17,677,150	5,224,268

ISSUED AND OUTSTANDING	
School	10,212,360.00
Self-Liquidating	2,968,000.00
Other	598,690.00
Total	13,779,050.00
EQUALIZED VALUATION BASIS FOR NET DEBT COMPUTATION	320,595,606

REAL PROPERTY VALUATIONS

Code	Class	# of Parcels	% VAL'N	ASSESSED VALUATION
1	Vacant Land	1165	9.67	20,264,550.00
2	Residential	3968	63.82	133,686,950.00
3	Farm	126	1.61	3,360,600.00
4a	Commercial	141	7.12	14,923,500.00
4b	Industrial	22	2.74	5,747,000.00
4c	Apartments	5	15.04	31,503,500.00
Total		5427		209,486,500.00

Land Area 30.06 Sq. Miles

Net Valuation Taxable-Municipal	211,246,851
Net Valuation Taxable-County	377,191,304
State Equalized Valuation	374,379,718
State Equalization Ratio	56.22

1980 PROPERTY TAX

STATE EQUALIZED TAX RATE		
Local District School Taxes	1.47	5,540,957.85
Regional & Consolidated School Tax		
School Taxes in Municipal Budget		
County Taxes	.36	1,344,939.71
County Library Taxes	.01	54,452.56
Local Municipal Purpose Taxes	.41	1,544,393.79
Veteran & Senior Citizen Taxes		68,980.00
Total Taxes for Rate Computation	2.25	8,553,723.91
Special District Taxes		482,844.09
Bank Corp. Taxes		9,476.24
Added and Omitted Taxes		142,875.14
Total Taxes Levied - ABSTRACT		9,119,939.38
Total Taxes Billed		9,113,290.18
1980 TAXES COLLECTED		8,726,847.79
1980 Taxes Cancelled, Abated or Adjusted		37,408.63
Transfer to Tax Title Liens or Foreclosed		86,394.29
Balance Outstanding Dec. 31, 1980		262,639.47
PRIOR YEARS TAXES OUTSTANDING		
Balance January 1, 1980		437,757.25
Collected in 1980		393,616.92
Cancelled, Abated or Adjusted 1980		
Transfers to Tax Title Liens or Foreclosed		17,947.04
Balance December 31, 1980		26,193.29
TAX TITLE LIENS OUTSTANDING		
Balance January 1, 1980		340,047.48
Transfer From Taxes		107,455.97
Redeemed in 1980		69,087.98
Cancelled, Abated or Adjusted (1980)		2,754.50
Transfers to Foreclosed Property		3,324.59
Balance December 31, 1980		372,336.38
PROPERTY ACQUIRED BY DEED OR FORECLOSURE		
Balance January 1, 1980		418,065.41
Transfers From Taxes or Liens		3,324.59
Sale for Cash (1980)		
Cancelled, Abated or Adjusted (1980)		
Balance December 31, 1980		421,390.00

CURRENT FINANCES DECEMBER 31, 1980

ASSETS	
Cash Dec. 31, 1980	1,477,434.62
Taxes Receivable	288,832.76
Tax Title Liens	372,336.38
Foreclosed Property	421,390.00
Emergencies & Other Deferred Charges	256,507.65
State and Federal Aid Receivable	64,500.00
Other Receivables	86,370.21
Total	2,967,371.62
LIABILITIES, RESERVES, AND SURPLUS	
Cash Liabilities	811,589.23
Reserves for Receivables	1,168,929.35
Surplus Dec. 31, 1980	986,853.04
Total	2,967,371.62

1425

Population 1970	4,750
Population 1980	4,153
S & P Roting	AA
Moody Rating	AA

General Tax Rote Per $100. 8.19

Stote Equalized Tax Rate 2.75

MOUNTAIN LAKES BOROUGH – MORRIS CO.

Form of Government:
Council-Manager Plan E (OMCL50)
Number of Members on Governing Body 7

PER CAPITA:	
Gross Debt	1,304.81
Net Debt	917.23
Debt Service	76.25
Totol Tax Levy	1,015.24
Municipal Expenditures	417.21

PER CENT:	
Gross Debt	4.24
Net Debt	2.98
Tax Levy Collected	96.50
Tox Levy Cancelled, Aboted or Adjusted	

EXPENDITURES	
GENERAL GOVERNMENT	
Governing Body & Public Boords	
Municipal Clerk	
Financiol Administrotion	4,350.00
Assessment of Toxes	34,990.00
Collection of Toxes	3,600.00
Planning, Housing & Development	24,900.00
Humon Resources	50.00
Elections	
General Administration (other)	178,763.38
JUDICIARY	
Municipol Courts	9,600.00
PUBLIC SAFETY	
Fire Protection	12,980.00
Police Protection	302,459.24
Civil Defense & Disoster Control	400.00
Environmental Inspection & Control	9,300.00
Other Public Safety	64,744.00
PUBLIC WORKS	
Streets and Drainage	171,077.00
Sewers and Sewoge Processing	
Gorbage and Trash Disposol	
Public Buildings and Grounds	32,800.00
Other Public Works	
HEALTH and WELFARE	
Heolth Services Except Environmentol	12,446.00
Welfare-Public Assistance	
Hospitols, Clinics, First Aid	
Animal, Insect, & Rodent Control	39,130.00
Other Welfare Services	
RECREATION and CONSERVATION	
Beaches and Boardwalks	
Porks, Playgrounds, Shade Trees	56,557.90
Land Reclamotion & Conservotion	325.00
Other Recreationol Services	18,650.10
EDUCATION (excluding schools)	
Libraries	23,585.00
Other Educotional Services	
STATUTORY EXPENDITURES	
Pensions & F. I. C. A.	91,795.00
Employee Fringe Benefits	22,633.62
Other Stotutory Expenditures	3,000.00
CETA And Other Public Employment Progroms	29,196.00
MUNICIPAL FUNCTIONS TOTAL	1,147,332.24
CAPITAL IMPROVEMENTS *MEMO*	1,009.94
DEBT SERVICE	
Principal Payments	155,000.00
Interest Payments	161,663.75
DEFERRED CHARGES	15,845.04
SCHOOL, COUNTY, SPECIAL DISTRICT TAXES	3,460,470.92
RESERVE FOR UNCOLLECTED TAXES	252,847.80
EXPENDITURES TOTAL	5,193,159.75

REVENUES-REALIZED		
1980 Property Taxes Collected		4,065,424.70
1980 Payments in Lieu of Taxes		
Delinquent Tax & Lien Collections		120,486.27
Business Personalty Replocement Toxes		35,963.12
Taxes from Public Utilities		208,729.00
Other Miscelloneous Tox Revenues		
Stote Aid Revenues		79,640.09
Federol Aid Revenues		15,888.40
State and Local Fiscal Assistance Act Utilized		21,781.24
Sale of Acquired Property		
Other Miscelloneous Revenues		245,400.60
	Total	4,793,313.42
Prior Years Surplus Appropriated		354,000.00
REVENUES	TOTAL	5,147,313.42
Reserve For Uncollected Taxes		252,847.80
CAPITAL OUTLAY	TOTAL	60,240.24
Public Enterprises		
Recreation—Culture		1,245.10
Public Works		58,756.31
Buildings ond Grounds		238.83
Library and Educotion		
Conservation		
All Other		

CAPITAL DEBT AUTHORIZED, DECEMBER 31, 1980

ISSUED AND UNISSUED	GROSS DEBT	NET DEBT
School	1,509,600	
Self-liquidoting	100,000	
Other	3,809,262	3,809,262
Totol	5,418,862	3,809,262

ISSUED AND OUTSTANDING	
School	1,481,100.00
Self-Liquidating	100,000.00
Other	3,455,950.00
Totai	5,037,050.00
EQUALIZED VALUATION BASIS FOR NET DEBT COMPUTATION	127,833,902

REAL PROPERTY VALUATIONS

Code	Class	# of Parcels	% VAL'N	ASSESSED VALUATION
1	Vacont Land	88	2.71	1,375,100.00
2	Residentiol	1151	87.42	44,287,500.00
3	Form	2	.05	23,100.00
4a	Commercial	40	8.74	4,425,700.00
4b	Industrial	5	1.08	548,400.00
4c	Aportments			
Totol		1286		50,659,800.00

Lond Area 2.90 Sq. Miles

Net Valuation Toxable-Municipal	51,241,878
Net Valuation Taxable-County	140,328,944
Stote Equalized Voluotion	151,053,012
State Equolizotion Ratio	33.67

1980 PROPERTY TAX		
STATE EQUALIZED TAX RATE	1.93	
Locol District School Taxes		2,931,685.63
Regional & Consolidoted School Tox		
School Toxes in Municipal Budget		
County Taxes	.33	508,075.56
County Librory Toxes	.01	20,709.73
Local Municipal Purpose Taxes	.48	735,917.37
Veteran & Senior Citizen Taxes		16,160.00
Totol Toxes for Rote Computotion	2.75	4,212,548.29
Special District Toxes		
Bank Corp. Toxes		3,729.68
Added and Omitted Taxes		16,176.47
Total Taxes Levied - ABSTRACT		4,216,294.44
Total Toxes Billed		4,212,886.28
1980 TAXES COLLECTED		4,065,424.70
1980 Taxes Concelled, Abated or Adjusted		114.66
Transfer to Tox Title Liens or Foreclosed		3,570.84
Balance Outstanding Dec. 31, 1980		143,776.08
PRIOR YEARS TAXES OUTSTANDING		
Balance January 1, 1980		119,519.15
Collected in 1980		117,888.51
Cancelled, Abated or Adjusted 1980		50.00
Transfers to Tax Title Liens or Foreclosed		1,575.10
Balance December 31, 1980		5.54
TAX TITLE LIENS OUTSTANDING		
Balance Januory 1, 1980		2,108.44
Transfer From Toxes		5,354.49
Redeemed in 1980		2,597.76
Cancelled, Abated or Adjusted (1980)		
Transfers to Foreclosed Property		
Balance December 31, 1980		4,865.17
PROPERTY ACQUIRED BY DEED OR FORECLOSURE		
Balance January 1, 1980		157,085.09
Transfers From Taxes or Liens		
Sale for Cash (1980)		
Cancelled, Abated or Adjusted (1980)		
Balance December 31, 1980		157,085.09

CURRENT FINANCES DECEMBER 31, 1980	
ASSETS	
Cash Dec. 31, 1980	606,350.27
Taxes Receivable	143,781.62
Tax Title Liens	4,865.17
Foreclosed Property	157,085.09
Emergencies & Other Deferred Chorges	45,000.00
Stote ond Federol Aid Receivoble	
Other Receivables	22,850.13
Totol	979,932.28
LIABILITIES, RESERVES, AND SURPLUS	
Cosh Liabilities	139,709.61
Reserves for Receivobles	328,582.01
Surplus Dec. 31, 1980	511,640.66
Totol	979,932.28

2010

Population 1970 7,525
Population 1980 7,118
S & P Rating
Moody Rating A-1

General Tax Rate Per $100. 3.47
State Equalized Tax Rate 1.98

MOUNTAINSIDE BOROUGH – UNION COUNTY

Form of Government:
Borough Council
Number of Members on Governing Body 6

PER CAPITA:		PER CENT:	
Gross Debt	585.23	Gross Debt	1.57
Net Debt	371.18	Net Debt	1.00
Debt Service	15.58	Tax Levy Collected	98.76
Total Tax Levy	841.70	Tax Levy Cancelled, Abated or Adjusted	.14
Municipal Expenditures	334.19		

EXPENDITURES	
GENERAL GOVERNMENT	
Governing Body & Public Boards	
Municipal Clerk	
Financial Administration	41,850.00
Assessment of Taxes	75,236.00
Collection of Taxes	
Planning, Housing & Development	15,280.00
Human Resources	500.00
Elections	2,000.00
General Administration (other)	201,633.00
JUDICIARY	
Municipal Courts	23,016.00
PUBLIC SAFETY	
Fire Protection	139,484.00
Police Protection	577,200.00
Civil Defense & Disaster Control	700.00
Environmental Inspection & Control	23,897.00
Other Public Safety	
PUBLIC WORKS	
Streets and Drainage	149,663.00
Sewers and Sewage Processing	126,600.00
Garbage and Trash Disposal	
Public Buildings and Grounds	51,300.00
Other Public Works	
HEALTH and WELFARE	
Health Services Except Environmental	20,036.00
Welfare-Public Assistance	2,903.00
Hospitals, Clinics, First Aid	
Animal, Insect, & Rodent Control	1,600.00
Other Welfare Services	
RECREATION and CONSERVATION	
Beaches and Boardwalks	
Parks, Playgrounds, Shade Trees	17,000.00
Land Reclamation & Conservation	
Other Recreational Services	37,435.00
EDUCATION (excluding schools)	
Libraries	154,937.50
Other Educational Services	
STATUTORY EXPENDITURES	
Pensions & F. I. C. A.	108,673.77
Employee Fringe Benefits	29,100.00
Other Statutory Expenditures	8,000.00
CETA And Other Public Employment Programs	
MUNICIPAL FUNCTIONS TOTAL	1,808,084.27
CAPITAL IMPROVEMENTS *MEMO*	29,000.00
DEBT SERVICE	
Principal Payments	55,000.00
Interest Payments	55,874.00
DEFERRED CHARGES	1,280.00
SCHOOL, COUNTY, SPECIAL DISTRICT TAXES	4,989,554.09
RESERVE FOR UNCOLLECTED TAXES	458,552.00
EXPENDITURES TOTAL	7,368,344.36

REVENUES-REALIZED		
1980 Property Taxes Collected		5,909,562.74
1980 Payments in Lieu of Taxes		
Delinquent Tax & Lien Collections		63,303.37
Business Personalty Replacement Taxes		253,330.64
Taxes from Public Utilities		459,295.00
Other Miscellaneous Tax Revenues		
State Aid Revenues		50,459.50
Federal Aid Revenues		
State and Local Fiscal Assistance Act Utilized		30,546.31
Sale of Acquired Property		
Other Miscellaneous Revenues		283,918.24
	Total	7,050,415.80
Prior Years Surplus Appropriated		600,000.00
REVENUES	TOTAL	7,650,415.80
Reserve For Uncollected Taxes		458,552.00
CAPITAL OUTLAY	TOTAL	666,258.42
Public Enterprises		
Recreation—Culture		5,270.65
Public Works		623,844.44
Buildings and Grounds		37,143.33
Library and Education		
Conservation		
All Other		

CAPITAL DEBT AUTHORIZED, DECEMBER 31, 1980

ISSUED AND UNISSUED	GROSS DEBT	NET DEBT
School	1,463,594	
Self-liquidating	60,000	
Other	2,642,050	2,642,050
Total	4,165,644	2,642,050

ISSUED AND OUTSTANDING	
School	1,463,594.92
Self-Liquidating	60,000.00
Other	1,683,000.00
Total	3,206,594.92
EQUALIZED VALUATION BASIS FOR NET DEBT COMPUTATION	264,888,680

REAL PROPERTY VALUATIONS

Code	Class	# of Parcels	% VAL'N	ASSESSED VALUATION
1	Vacant Land	117	1.83	3,114,000.00
2	Residential	2324	72.10	123,016,500.00
3	Farm			
4a	Commercial	74	11.87	20,253,200.00
4b	Industrial	58	14.21	24,244,000.00
4c	Apartments			
Total		2573		170,627,700.00

Land Area 4.10 Sq. Miles

Net Valuation Taxable-Municipal	171,524,100
Net Valuation Taxable-County	276,647,408
State Equalized Valuation	299,040,206
State Equalization Ratio	57.23

1980 PROPERTY TAX		
STATE EQUALIZED TAX RATE →		
Local District School Taxes	.61	1,813,675.00
Regional & Consolidated School Tax	.61	1,814,751.35
School Taxes in Municipal Budget		
County Taxes	.45	1,361,127.74
County Library Taxes		
Local Municipal Purpose Taxes	.32	957,363.25
Veteran & Senior Citizen Taxes		55,900.00
Total Taxes for Rate Computation	1.99	6,002,817.34
Special District Taxes		
Bank Corp. Taxes		7,351.89
Added and Omitted Taxes		36,984.41
Total Taxes Levied - ABSTRACT		5,991,253.64
Total Taxes Billed		5,983,901.75
1980 TAXES COLLECTED		5,909,562.74
1980 Taxes Cancelled, Abated or Adjusted		8,325.02
Transfer to Tax Title Liens or Foreclosed		
Balance Outstanding Dec. 31, 1980		66,013.99

PRIOR YEARS TAXES OUTSTANDING	
Balance January 1, 1980	64,739.18
Collected in 1980	63,303.37
Cancelled, Abated or Adjusted 1980	1,435.81
Transfers to Tax Title Liens or Foreclosed	
Balance December 31, 1980	
TAX TITLE LIENS OUTSTANDING	
Balance January 1, 1980	
Transfer From Taxes	
Redeemed in 1980	
Cancelled, Abated or Adjusted (1980)	
Transfers to Foreclosed Property	
Balance December 31, 1980	
PROPERTY ACQUIRED BY DEED OR FORECLOSURE	
Balance January 1, 1980	4,025.00
Transfers From Taxes or Liens	
Sale for Cash (1980)	
Cancelled, Abated or Adjusted (1980)	
Balance December 31, 1980	4,025.00

CURRENT FINANCES DECEMBER 31, 1980

ASSETS	
Cash Dec. 31, 1980	1,249,475.68
Taxes Receivable	66,013.99
Tax Title Liens	
Foreclosed Property	4,025.00
Emergencies & Other Deferred Charges	528.77
State and Federal Aid Receivable	787.89
Other Receivables	51,027.42
Total	1,371,858.75
LIABILITIES, RESERVES, AND SURPLUS	
Cash Liabilities	308,127.82
Reserves for Receivables	121,066.41
Surplus Dec. 31, 1980	942,664.52
Total	1,371,858.75

0117

Population 1970 3,395
Population 1980 5,243
S & P Roting
Moody Roting

General Tox Rote Per $100. 3.77
State Equolized Tox Rate 2.24

MULLICA TOWNSHIP – ATLANTIC COUNTY

Form of Government:
Township Committee
Number of Members on Governing Body 5

PER CAPITA		PER CENT:	
Gross Debt	444.48	Gross Debt	3.07
Net Debt	14.30	Net Debt	.10
Debt Service	5.82	Tox Levy Collected	81.73
Totol Tox Levy	392.46	Tax Levy Concelled, Abated or Adjusted	.45
Municipol Expenditures	209.43		

EXPENDITURES	
GENERAL GOVERNMENT	
Governing Body & Public Boords	
Municipol Clerk	
Financial Administrotion	14,103.10
Assessment of Toxes	18,326.98
Collection of Toxes	22,701.50
Plonning, Housing & Development	5,845.00
Humon Resources	
Elections	
Generol Administrotion (other)	86,377.02
JUDICIARY	
Municipol Courts	26,775.49
PUBLIC SAFETY	
Fire Protection	35,600.00
Police Protection	178,645.88
Civil Defense & Disaster Control	1,300.00
Environmentol Inspection & Control	150.00
Other Public Safety	
PUBLIC WORKS	
Streets and Droinoge	248,275.26
Sewers and Sewoge Processing	
Garbage and Trosh Disposal	
Public Buildings ond Grounds	14,000.00
Other Public Works	
HEALTH ond WELFARE	
Health Services Except Environmentol	
Welfare-Public Assistonce	3,800.00
Hospitols, Clinics, First Aid	750.00
Animol, Insect, & Rodent Control	6,145.00
Other Welfore Services	
RECREATION and CONSERVATION	
Beoches ond Boardwalks	
Parks, Ploygrounds, Shode Trees	
Lond Reclomation & Conservation	
Other Recreotionol Services	4,000.00
EDUCATION (excluding schools)	
Libraries	
Other Educotionol Services	7,647.00
STATUTORY EXPENDITURES	
Pensions & F. I. C. A.	32,631.31
Employee Fringe Benefits	15,000.00
Other Stotutory Expenditures	2,000.00
CETA And Other Public Employment Progroms	56,492.00
MUNICIPAL FUNCTIONS TOTAL	780,565.54
CAPITAL IMPROVEMENTS *MEMO*	
DEBT SERVICE	
Principol Poyments	24,750.00
Interest Poyments	5,773.25
DEFERRED CHARGES	13,408.34
SCHOOL, COUNTY, SPECIAL DISTRICT TAXES	1,727,830.70
RESERVE FOR UNCOLLECTED TAXES	273,568.04
EXPENDITURES TOTAL	2,825,895.87

REVENUES-REALIZED		
1980 Property Toxes Collected		1,681,982.94
1980 Poyments in Lieu of Toxes		
Delinquent Tax & Lien Collections		153,279.17
Business Personolty Replocement Taxes		33,505.40
Toxes from Public Utilities		171,589.00
Other Miscelloneous Tox Revenues		73,000.00
Stote Aid Revenues		30,651.91
Federol Aid Revenues		44,158.64
Stote and Local Fiscol Assistonce Act Utilized		48,053.00
Sole of Acquired Property		
Other Miscellaneous Revenues		107,676.40
	Total	2,343,896.46
Prior Yeors Surplus Appropriated		100,000.00
REVENUES	TOTAL	2,443,896.46
Reserve For Uncollected Toxes		273,568.04

CAPITAL OUTLAY	TOTAL
Public Enterprises	
Recreotion—Culture	
Public Works	
Buildings and Grounds	
Librory and Educotion	
Conservotion	
All Other	

CAPITAL DEBT AUTHORIZED, DECEMBER 31, 1980		
ISSUED AND UNISSUED	GROSS DEBT	NET DEBT
School	2,255,396	
Self-liquidoting		
Other	75,000	75,000
Totol	2,330,396	75,000
ISSUED AND OUTSTANDING		
School		2,220,430.20
Self-Liquidoting		
Other		74,750.00
Total		2,295,180.20
EQUALIZED VALUATION BASIS FOR NET DEBT COMPUTATION		75,834,512

REAL PROPERTY VALUATIONS

Code	Closs	# of Parcels	% VAL'N	ASSESSED VALUATION
1	Vocont Lond	2829	22.50	11,964,000.00
2	Residential	1653	67.48	35,883,500.00
3	Form	70	2.16	1,147,200.00
4o	Commercial	87	7.21	3,832,400.00
4b	Industrial	3	.65	348,000.00
4c	Aportments			
Totol		4642		53,175,100.00

Land Areo	56.50 Sq. Miles
Net Valuation Taxable-Municipal	54,068,020
Net Valuation Toxable-County	81,519,194
Stote Equolized Voluation	90,277,859
State Equalization Rotio	59.49

1980 PROPERTY TAX		
STATE EQUALIZED TAX RATE		
Locol District School Taxes	.80	724,998.25
Regionol & Consolidoted School Tox	.56	507,902.10
School Taxes in Municipal Budget		
County Toxes	.53	* 479,947.71
County Librory Taxes	.02	14,982.64
Local Municipal Purpose Taxes	.34	309,380.99
Veteron & Senior Citizen Taxes		41,680.00
Totol Toxes for Rote Computation	2.25	2,078,891.69
Speciol District Taxes		
Bank Corp. Taxes		696.61
Added ond Omitted Toxes		19,753.88
Totol Taxes Levied - ABSTRACT		2,057,662.18
Total Toxes Billed		2,058,080.54
1980 TAXES COLLECTED		1,681,982.94
1980 Toxes Concelled, Abated or Adjusted		9,313.48
Tronsfer to Tox Title Liens or Foreclosed		69,201.52
Bolonce Outstonding Dec. 31, 1980		297,582.60

PRIOR YEARS TAXES OUTSTANDING	
Bolonce Jonuory 1, 1980	217,866.50
Collected in 1980	143,793.35
Cancelled, Aboted or Adjusted 1980	144.30
Transfers to Tox Title Liens or Foreclosed	50,366.21
Balance December 31, 1980	23,562.64
TAX TITLE LIENS OUTSTANDING	
Balance Jonuary 1, 1980	19,985.30
Transfer From Toxes	127,341.06
Redeemed in 1980	9,485.82
Cancelled, Abated or Adjusted (1980)	
Transfers to Foreclosed Property	5,556.10
Bolonce December 31, 1980	132,284.44
PROPERTY ACQUIRED BY DEED OR FORECLOSURE	
Bolonce Jonuory 1, 1980	66,316.90
Tronsfers From Toxes or Liens	5,556.10
Sole for Cosh (1980)	
Concelled, Abated or Adjusted (1980)	
Bolonce December 31, 1980	71,873.00

CURRENT FINANCES DECEMBER 31, 1980	
ASSETS	
Cosh Dec. 31, 1980	414,187.70
Taxes Receivable	321,145.24
Tox Title Liens	132,284.44
Foreclosed Property	71,873.00
Emergencies & Other Deferred Chorges	89,742.28
State and Federal Aid Receivoble	73,000.00
Other Receivobles	2,893.37
Totol	1,105,126.03
LIABILITIES, RESERVES, AND SURPLUS	
Cosh Liobilities	509,077.95
Reserves for Receivobles	528,196.05
Surplus Dec. 31, 1980	67,852.03
Totol	1,105,126.03

1980/3000

*Includes County Health Service Taxes or County Vocational School Taxes. See Table 13, pgs. 675, 676.

0812

Population 1970 3,740
Population 1980 3,552
S & P Rating
Moody Rating

General Tax Rate Per $100. 3.32
State Equalized Tax Rate 2.86

NATIONAL PARK BOROUGH — GLOUCESTER COUNTY

Form of Government:
Borough Council
Number of Members on Governing Body 6

PER CAPITA:		PER CENT:	
Gross Debt	261.64	Gross Debt	3.11
Net Debt	2.46	Net Debt	.03
Debt Service		Tax Levy Collected	92.25
Total Tax Levy	267.37	Tax Levy Cancelled, Abated or Adjusted	.17
Municipal Expenditures	240.64		

EXPENDITURES	
GENERAL GOVERNMENT	
Governing Body & Public Boards	
Municipal Clerk	
Financial Administration	19,500.00
Assessment of Taxes	7,780.00
Collection of Taxes	8,950.00
Planning, Housing & Development	4,600.00
Human Resources	
Elections	1,985.00
General Administration (other)	106,300.00
JUDICIARY	
Municipal Courts	15,490.00
PUBLIC SAFETY	
Fire Protection	17,500.00
Police Protection	153,625.00
Civil Defense & Disaster Control	500.00
Environmental Inspection & Control	5,750.00
Other Public Safety	
PUBLIC WORKS	
Streets and Drainage	175,800.00
Sewers and Sewage Processing	
Garbage and Trash Disposal	55,300.00
Public Buildings and Grounds	43,800.00
Other Public Works	
HEALTH and WELFARE	
Health Services Except Environmental	3,550.00
Welfare-Public Assistance	5,050.00
Hospitals, Clinics, First Aid	
Animal, Insect, & Rodent Control	3,650.00
Other Welfare Services	
RECREATION and CONSERVATION	
Beaches and Boardwalks	
Parks, Playgrounds, Shade Trees	8,950.00
Land Reclamation & Conservation	
Other Recreational Services	6,750.00
EDUCATION (excluding schools)	
Libraries	
Other Educational Services	
STATUTORY EXPENDITURES	
Pensions & F. I. C. A.	22,500.00
Employee Fringe Benefits	7,000.00
Other Statutory Expenditures	2,400.00
CETA And Other Public Employment Programs	82,914.00
MUNICIPAL FUNCTIONS TOTAL	759,644.00
CAPITAL IMPROVEMENTS *MEMO*	5,000.00
DEBT SERVICE	
Principal Payments	
Interest Payments	
DEFERRED CHARGES	16,192.01
SCHOOL, COUNTY, SPECIAL DISTRICT TAXES	746,788.82
RESERVE FOR UNCOLLECTED TAXES	78,902.80
EXPENDITURES TOTAL	1,601,527.63

REVENUES-REALIZED		
1980 Property Taxes Collected		874,065.74
1980 Payments in Lieu of Taxes		
Delinquent Tax & Lien Collections		54,643.80
Business Personalty Replacement Taxes		6,747.84
Taxes from Public Utilities		238,773.00
Other Miscellaneous Tax Revenues		55,000.00
State Aid Revenues		26,325.23
Federal Aid Revenues		57,342.98
State and Local Fiscal Assistance Act Utilized		37,293.29
Sale of Acquired Property		
Other Miscellaneous Revenues		118,373.08
	Total	1,468,564.96
Prior Years Surplus Appropriated		132,029.90
REVENUES	TOTAL	1,600,594.86
Reserve For Uncollected Taxes		78,902.80
CAPITAL OUTLAY	TOTAL	14,397.00
Public Enterprises		
Recreation—Culture		
Public Works		14,397.00
Buildings and Grounds		
Library and Education		
Conservation		
All Other		

CAPITAL DEBT AUTHORIZED, DECEMBER 31, 1980

ISSUED AND UNISSUED	GROSS DEBT	NET DEBT
School	742,339	
Self-liquidating	178,260	
Other	8,750	8,750
Total	929,349	8,750
ISSUED AND OUTSTANDING		
School		742,339.05
Self-Liquidating		18,260.00
Other		
Total		760,599.05
EQUALIZED VALUATION BASIS FOR NET DEBT COMPUTATION		29,878,382

REAL PROPERTY VALUATIONS

Code	Class	# of Parcels	% VAL'N	ASSESSED VALUATION
1	Vacant Land	158	2.39	676,500.00
2	Residential	1007	90.44	25,565,600.00
3	Farm			
4a	Commercial	44	6.74	1,905,900.00
4b	Industrial			
4c	Apartments	2	.42	119,300.00
Total		1211		28,267,300.00

Land Area 1.00 Sq. Miles

Net Valuation Taxable-Municipal	28,454,655
Net Valuation Taxable-County	31,183,505
State Equalized Valuation	32,957,237
State Equalization Ratio	86.26

1980 PROPERTY TAX		
STATE EQUALIZED TAX RATE		
Local District School Taxes	.87	286,725.00
Regional & Consolidated School Tax	.80	263,090.97
School Taxes in Municipal Budget		
County Taxes	.58	192,441.58
County Library Taxes	.01	4,531.27
Local Municipal Purpose Taxes	.59	196,000.00
Veteran & Senior Citizen Taxes		38,200.00
Total Taxes for Rate Computation	2.85	980,988.82
Special District Taxes		
Bank Corp. Taxes		2,217.86
Added and Omitted Taxes		4,708.03
Total Taxes Levied - ABSTRACT		949,714.71
Total Taxes Billed		947,496.85
1980 TAXES COLLECTED		874,065.74
1980 Taxes Cancelled, Abated or Adjusted		1,564.09
Transfer to Tax Title Liens or Foreclosed		262.28
Balance Outstanding Dec. 31, 1980		71,604.74
PRIOR YEARS TAXES OUTSTANDING		
Balance January 1, 1980		55,188.52
Collected in 1980		54,643.80
Cancelled, Abated or Adjusted 1980		
Transfers to Tax Title Liens or Foreclosed		
Balance December 31, 1980		544.72
TAX TITLE LIENS OUTSTANDING		
Balance January 1, 1980		766.67
Transfer From Taxes		262.28
Redeemed in 1980		
Cancelled, Abated or Adjusted (1980)		
Transfers to Foreclosed Property		
Balance December 31, 1980		1,028.95
PROPERTY ACQUIRED BY DEED OR FORECLOSURE		
Balance January 1, 1980		19,773.00
Transfers From Taxes or Liens		
Sale for Cash (1980)		
Cancelled, Abated or Adjusted (1980)		
Balance December 31, 1980		19,773.00
CURRENT FINANCES DECEMBER 31, 1980		
ASSETS		
Cash Dec. 31, 1980		532,158.01
Taxes Receivable		72,149.46
Tax Title Liens		1,028.95
Foreclosed Property		19,773.00
Emergencies & Other Deferred Charges		6,400.00
State and Federal Aid Receivable		11,783.09
Other Receivables		1,234.96
Total		644,527.47
LIABILITIES, RESERVES, AND SURPLUS		
Cash Liabilities		330,105.51
Reserves for Receivables		94,186.37
Surplus Dec. 31, 1980		220,235.59
Total		644,527.47

1334

Population 1970 27,905
Population 1980 28,366
S & P Roting
Moody Rating A

Generol Tax Rate Per $100. 4.94
State Equalized Tax Rate 2.61

NEPTUNE TOWNSHIP — MONMOUTH COUNTY

Form of Government:
Township Committee
Number of Members on Governing Body 5

PER CAPITA:		PER CENT:	
Gross Debt	435.70	Gross Debt	3.45
Net Debt	352.12	Net Debt	2.79
Debt Service	15.75	Tax Levy Collected	94.67
Total Tax Levy	398.28	Tax Levy Cancelled, Abated or Adjusted	.26
Municipal Expenditures	242.43		

EXPENDITURES		REVENUES-REALIZED		1980 PROPERTY TAX		
GENERAL GOVERNMENT				STATE EQUALIZED TAX RATE →		
Governing Body & Public Boards				Local District School Taxes	1.56	6,241,308.90
Municipal Clerk		1980 Property Taxes Collected	10,681,960.78	Regional & Consolidated School Tax		
Financial Administration	105,176.00	1980 Payments in Lieu of Taxes		School Taxes in Municipal Budget		
Assessment of Taxes	56,271.00	Delinquent Tax & Lien Collections	444,792.58	County Taxes	.53	2,100,014.38
Collection of Taxes	72,834.00	Business Personalty Replacement Taxes	286,123.44	County Library Taxes		
Planning, Housing & Development	37,925.00	Taxes from Public Utilities	1,275,506.00	Local Municipal Purpose Taxes	.53	2,107,648.75
Humon Resources	363,207.00	Other Miscelloneous Tax Revenues		Veteron & Senior Citizen Taxes		220,190.00
Elections	13,500.00	State Aid Revenues	620,070.59	Totol Taxes for Rote Computotion	2.62	10,669,162.03
Generol Administration (other)	655,813.00	Federal Aid Revenues	233,590.09	Special District Taxes		675,000.00
JUDICIARY		State and Local Fiscal Assistance Act Utilized	357,902.00	Bonk Corp. Taxes		14,216.16
Municipol Courts	70,995.00	Sale of Acquired Property		Added and Omitted Taxes		159,440.90
PUBLIC SAFETY		Other Miscelloneous Revenues	675,912.55	Totol Taxes Levied - ABSTRACT		11,297,629.09
Fire Protection		Totol	14,575,858.03	Total Taxes Billed		11,283,339.27
Police Protection	1,319,294.81	Prior Yeors Surplus Appropriated	1,410,000.00	1980 TAXES COLLECTED		10,681,960.78
Civil Defense & Disaster Control	2,400.00	REVENUES TOTAL	15,985,858.03	1980 Taxes Cancelled, Abated or Adjusted		40,115.68
Environmental Inspection & Control	145,878.87	Reserve For Uncollected Taxes	548,000.00	Transfer to Tax Title Liens or Foreclosed		100,659.02
Other Public Sofety		CAPITAL OUTLAY TOTAL	851,058.23	Balance Outstanding Dec. 31, 1980		460,603.79
PUBLIC WORKS				PRIOR YEARS TAXES OUTSTANDING		
Streets and Drainage	444,708.00	Public Enterprises	100,279.27	Balance January 1, 1980		407,107.93
Sewers and Sewoge Processing		Recreation—Culture		Collected in 1980		377,918.00
Garboge and Trash Disposal	288,688.21	Public Works	592,608.52	Cancelled, Abated or Adjusted 1980		
Public Buildings and Grounds	255,691.11	Buildings and Grounds	126,670.44	Transfers to Tax Title Liens or Foreclosed		29,189.93
Other Public Works	505,441.00	Library and Educotion		Balance December 31, 1980		
HEALTH and WELFARE		Conservotion	31,500.00	TAX TITLE LIENS OUTSTANDING		
Heolth Services Except Environmental	114,295.00	All Other		Balonce Jonuory 1, 1980		233,864.01
Welfare-Public Assistonce	70,316.00	CAPITAL DEBT AUTHORIZED, DECEMBER 31, 1980		Transfer From Taxes		133,621.89
Hospitols, Clinics, First Aid		ISSUED AND UNISSUED — GROSS DEBT — NET DEBT		Redeemed in 1980		66,874.58
Animal, Insect, & Rodent Control		School 1,120,000		Cancelled, Abated or Adjusted (1980)		
Other Welfore Services		Self-liquidating 3,659,280 — 2,408,337		Transfers to Foreclosed Property		
RECREATION ond CONSERVATION		Other 7,579,838 — 7,579,838		Balance December 31, 1980		300,611.32
Beaches and Boardwalks		Total 12,359,118 — 9,988,175		PROPERTY ACQUIRED BY DEED OR FORECLOSURE		
Parks, Playgrounds, Shade Trees	110,381.00			Balance January 1, 1980		1,205,040.00
Land Reclamotion & Conservotion	1,650.00	ISSUED AND OUTSTANDING		Transfers From Taxes or Liens		
Other Recreational Services	61,915.00	School	1,120,000.00	Sale for Cash (1980)		
EDUCATION (excluding schools)		Self-Liquidating	3,149,000.00	Cancelled, Abated or Adjusted (1980)		39,290.00
Libraries	179,053.00	Other	5,839,000.00	Balance Decemher 31, 1980		1,165,750.00
Other Educotional Services	11,964.00	Totol	10,108,000.00	CURRENT FINANCES DECEMBER 31, 1980		
STATUTORY EXPENDITURES		EQUALIZED VALUATION BASIS		ASSETS		
Pensions & F. I. C. A.	503,377.00	FOR NET DEBT COMPUTATION	358,210,809	Cosh Dec. 31, 1980		2,249,337.48
Employee Fringe Benefits	197,000.00	REAL PROPERTY VALUATIONS		Taxes Receivable		460,603.79
Other Statutory Expenditures	20,000.00	Code Class # of Parcels % VAL'N ASSESSED VALUATION		Tax Title Liens		300,611.32
CETA And Other Public Employment Programs	215,000.00	1 Vacant Land 689 2.95 6,142,500.00		Foreclosed Property		1,165,750.00
MUNICIPAL FUNCTIONS TOTAL	5,822,774.00	2 Residential 7547 68.87 143,300,500.00		Emergencies & Other Deferred Charges		6,637.50
CAPITAL IMPROVEMENTS *MEMO*	25,000.00	3 Farm 10 .09 190,400.00		State and Federal Aid Receivable		23,050.00
DEBT SERVICE		4a Commercial 599 22.30 46,395,700.00		Other Receivables		208,814.84
Principal Payments	210,000.00	4b Industrial 13 1.27 2,640,400.00		Totol		4,414,804.93
Interest Payments	236,798.56	4c Apartments 108 4.52 9,411,500.00		LIABILITIES, RESERVES, AND SURPLUS		
		Total 8966 208,081,000.00		Cash Liabilities		1,194,911.96
DEFERRED CHARGES	59,100.55	Land Areo 8.00 Sq. Miles		Reserves for Receivables		2,056,859.18
SCHOOL, COUNTY, SPECIAL DISTRICT TAXES	9,016,323.28	Net Valuation Taxable-Municipal	211,310,950	Surplus Dec. 31, 1980		1,163,033.79
RESERVE FOR UNCOLLECTED TAXES	548,000.00	Net Valuation Taxable-County	378,225,201	Total		4,414,804.93
EXPENDITURES TOTAL	15,892,996.39	State Equalized Valuation	396,365,754			
		State Equalization Ratio	52.93			

1980/3000

1335

Population 1970	5,515
Population 1980	5,276
S & P Rating	
Moody Rating	A

General Tax Rate Per $100. 5.17

State Equalized Tax Rate 2.76

NEPTUNE CITY BOROUGH — MONMOUTH CO.

Form of Government:

Borough Council

Number of Members on Governing Body 6

PER CAPITA:		PER CENT:	
Gross Debt	108.49	Gross Debt	.81
Net Debt	87.67	Net Debt	.65
Debt Service	26.46	Tax Levy Collected	96.61
Total Tax Levy	411.04	Tax Levy Cancelled, Abated or Adjusted	.04
Municipal Expenditures	250.02		

EXPENDITURES	
GENERAL GOVERNMENT	
Governing Body & Public Boards	
Municipal Clerk	
Financial Administration	8,500.00
Assessment of Taxes	12,032.00
Collection of Taxes	16,153.63
Planning, Housing & Development	16,395.43
Human Resources	
Elections	991.93
General Administration (other)	137,426.89
JUDICIARY	
Municipal Courts	14,836.29
PUBLIC SAFETY	
Fire Protection	33,018.50
Police Protection	393,519.83
Civil Defense & Disaster Control	50.00
Environmental Inspection & Control	9,340.00
Other Public Safety	
PUBLIC WORKS	
Streets and Drainage	176,189.45
Sewers and Sewage Processing	
Garbage and Trash Disposal	76,010.94
Public Buildings and Grounds	22,541.42
Other Public Works	264.38
HEALTH and WELFARE	
Health Services Except Environmental	500.00
Welfare-Public Assistance	5,515.00
Hospitals, Clinics, First Aid	
Animal, Insect, & Rodent Control	
Other Welfare Services	
RECREATION and CONSERVATION	
Beaches and Boardwalks	
Parks, Playgrounds, Shade Trees	2,045.00
Land Reclamation & Conservation	1.02
Other Recreational Services	1,500.00
EDUCATION (excludina schools)	
Libraries	5,300.00
Other Educational Services	
STATUTORY EXPENDITURES	
Pensions & F. I. C. A.	76,490.71
Employee Fringe Benefits	28,738.00
Other Statutory Expenditures	2,399.00
CETA And Other Public Employment Programs	45,605.16
MUNICIPAL FUNCTIONS TOTAL	1,085,364.58
CAPITAL IMPROVEMENTS *MEMO*	2,200.00
DEBT SERVICE	
Principal Payments	120,000.00
Interest Payments	19,608.97
DEFERRED CHARGES	
SCHOOL, COUNTY, SPECIAL DISTRICT TAXES	1,564,567.87
RESERVE FOR UNCOLLECTED TAXES	94,154.40
EXPENDITURES TOTAL	2,883,695.82

REVENUES-REALIZED		
1980 Property Taxes Collected		2,090,993.79
1980 Payments in Lieu of Taxes		16,000.00
Delinquent Tax & Lien Collections		60,983.06
Business Personalty Replacement Taxes		70,462.40
Taxes from Public Utilities		173,131.00
Other Miscellaneous Tax Revenues		28,000.00
State Aid Revenues		79,232.13
Federal Aid Revenues		48,567.66
State and Local Fiscal Assistance Act Utilized		64,606.96
Sale of Acquired Property		
Other Miscellaneous Revenues		233,899.17
	Total	2,865,876.17
Prior Years Surplus Appropriated		103,000.00
REVENUES	TOTAL	2,968,876.17
Reserve For Uncollected Taxes		94,154.40
CAPITAL OUTLAY	TOTAL	130,704.64
Public Enterprises		11,323.44
Recreation—Culture		
Public Works		62,206.20
Buildings and Grounds		
Library and Education		
Conservation		57,175.00
All Other		

CAPITAL DEBT AUTHORIZED, DECEMBER 31, 1980

ISSUED AND UNISSUED	GROSS DEBT	NET DEBT
School		
Self-liquidating	109,869	
Other	462,528	462,528
Total	572,398	462,528
ISSUED AND OUTSTANDING		
School		
Self-Liquidating		
Other		428,000.00
Total		428,000.00
EQUALIZED VALUATION BASIS FOR NET DEBT COMPUTATION		70,714,845

REAL PROPERTY VALUATIONS

Code	Class	# of Parcels	% VAL'N	ASSESSED VALUATION
1	Vacant Land	105	1.85	762,200.00
2	Residential	1216	51.65	21,326,150.00
3	Farm			
4a	Commercial	99	23.72	9,792,700.00
4b	Industrial	10	4.07	1,681,300.00
4c	Apartments	10	18.71	7,726,400.00
Total		1440		41,288,750.00

Land Area .90 Sq. Miles

Net Valuation Taxable-Municipal	41,655,615
Net Valuation Taxable-County	72,332,482
State Equalized Valuation	77,607,143
State Equalization Ratio	53.46

1980 PROPERTY TAX		
STATE EQUALIZED TAX RATE		
Local District School Taxes	1.46	1,138,698.50
Regional & Consolidated School Tax		
School Taxes in Municipal Budget		
County Taxes	.53	* 410,682.75
County Library Taxes	.02	15,186.62
Local Municipal Purpose Taxes	.76	590,989.29
Veteran & Senior Citizen Taxes		49,360.00
Total Taxes for Rate Computation	2.77	2,204,917.16
Special District Taxes		
Bank Corp. Taxes		4,043.20
Added and Omitted Taxes		9,034.23
Total Taxes Levied - ABSTRACT		2,168,634.59
Total Taxes Billed		2,164,295.95
1980 TAXES COLLECTED		2,090,993.79
1980 Taxes Cancelled, Abated or Adjusted		962.36
Transfer to Tax Title Liens or Foreclosed		26,110.53
Balance Outstanding Dec. 31, 1980		56,229.27
PRIOR YEARS TAXES OUTSTANDING		
Balance January 1, 1980		43,072.96
Collected in 1980		43,072.96
Cancelled, Abated or Adjusted 1980		
Transfers to Tax Title Liens or Foreclosed		
Balance December 31, 1980		
TAX TITLE LIENS OUTSTANDING		
Balance January 1, 1980		111,101.53
Transfer From Taxes		26,110.53
Redeemed in 1980		17,910.10
Cancelled, Abated or Adjusted (1980)		
Transfers to Foreclosed Property		13,972.92
Balance December 31, 1980		105,329.04
PROPERTY ACQUIRED BY DEED OR FORECLOSURE		
Balance January 1, 1980		43,840.08
Transfers From Taxes or Liens		13,972.92
Sale for Cash (1980)		
Cancelled, Abated or Adjusted (1980)		
Balance December 31, 1980		57,813.00

CURRENT FINANCES DECEMBER 31, 1980

ASSETS	
Cash Dec. 31, 1980	500,246.14
Taxes Receivable	56,229.27
Tax Title Liens	105,329.04
Foreclosed Property	57,813.00
Emergencies & Other Deferred Charges	685.88
State and Federal Aid Receivable	28,000.00
Other Receivables	46,201.72
Total	794,505.05
LIABILITIES, RESERVES, AND SURPLUS	
Cash Liabilities	306,542.46
Reserves for Receivables	254,964.61
Surplus Dec. 31, 1980	232,997.98
Total	794,505.05

*Includes County Health Service Taxes or County Vocational School Taxes. See Table 13, pgs. 675, 676.

1428

Population 1970 2,865
Population 1980 3,557
S & P Rating
Moody Rating BAA

General Tax Rate Per $100. 3.13
State Equalized Tax Rate 2.18

NETCONG BOROUGH — MORRIS COUNTY

Form of Government:
Borough Council
Number of Members on Governing Body 6

PER CAPITA:		PER CENT:	
Gross Debt	679.28	Gross Debt	4.65
Net Debt	39.36	Net Debt	.27
Debt Service	5.05	Tax Levy Collected	96.71
Total Tax Levy	395.94	Tax Levy Cancelled, Abated or Adjusted	
Municipal Expenditures	176.07		

EXPENDITURES		REVENUES-REALIZED	
GENERAL GOVERNMENT			
Governing Body & Public Boards			
Municipal Clerk		1980 Property Taxes Collected	1,360,033.71
Financial Administration	7,160.12	1980 Payments in Lieu of Taxes	
Assessment of Taxes	7,510.00	Delinquent Tax & Lien Collections	53,328.68
Collection of Taxes	8,930.00	Business Personalty Replacement Taxes	51,878.13
Planning, Housing & Development	9,905.00	Taxes from Public Utilities	150,864.35
Human Resources	1,500.00	Other Miscellaneous Tax Revenues	
Elections		State Aid Revenues	43,905.13
General Administration (other)	91,108.00	Federal Aid Revenues	14,746.19
JUDICIARY		State and Local Fiscal Assistance Act Utilized	29,145.00
Municipal Courts	12,384.00	Sale of Acquired Property	
PUBLIC SAFETY		Other Miscellaneous Revenues	98,589.49
Fire Protection	13,750.00	Total	1,802,490.68
Police Protection	160,941.68	Prior Years Surplus Appropriated	148,500.00
Civil Defense & Disaster Control	494.18	REVENUES TOTAL	1,950,990.68
Environmental Inspection & Control	7,760.00	Reserve For Uncollected Taxes	97,946.65
Other Public Safety		CAPITAL OUTLAY TOTAL	
PUBLIC WORKS			
Streets and Drainage	37,878.01	Public Enterprises	
Sewers and Sewage Processing		Recreation—Culture	
Garbage and Trash Disposal	26,144.00	Public Works	
Public Buildings and Grounds	26,986.31	Buildings and Grounds	
Other Public Works		Library and Education	
HEALTH and WELFARE		Conservation	
Health Services Except Environmental	15,705.63	All Other	
Welfare-Public Assistance	3,612.00		
Hospitals, Clinics, First Aid			
Animal, Insect, & Rodent Control	1,297.00		
Other Welfare Services			
RECREATION and CONSERVATION			
Beaches and Boardwalks			
Parks, Playgrounds, Shade Trees			
Land Reclamation & Conservation			
Other Recreational Services	20,192.43		
EDUCATION (excluding schools)			
Libraries	1,500.00		
Other Educational Services			
STATUTORY EXPENDITURES			
Pensions & F. I. C. A.	25,469.44		
Employee Fringe Benefits	7,214.28		
Other Statutory Expenditures	1,200.00		
CETA And Other Public Employment Programs	19,375.00		
MUNICIPAL FUNCTIONS TOTAL	508,017.08		
CAPITAL IMPROVEMENTS *MEMO*			
DEBT SERVICE			
Principal Payments	10,000.00		
Interest Payments	7,950.00		
DEFERRED CHARGES	2,195.00		
SCHOOL, COUNTY, SPECIAL DISTRICT TAXES	1,299,740.38		
RESERVE FOR UNCOLLECTED TAXES	97,946.65		
EXPENDITURES TOTAL	1,925,849.11		

CAPITAL DEBT AUTHORIZED, DECEMBER 31, 1980

ISSUED AND UNISSUED	GROSS DEBT	NET DEBT
School	1,339,907	
Self-liquidating	936,295	
Other	140,000	140,000
Total	2,416,202	140,000

ISSUED AND OUTSTANDING	
School	1,296,907.55
Self-Liquidating	936,295.43
Other	140,000.00
Total	2,373,202.98
EQUALIZED VALUATION BASIS FOR NET DEBT COMPUTATION	52,015,619

REAL PROPERTY VALUATIONS

Code	Class	# of Parcels	% VAL'N	ASSESSED VALUATION
1	Vacant Land	68	2.04	859,600.00
2	Residential	729	63.52	26,722,550.00
3	Farm			
4a	Commercial	74	13.41	5,642,300.00
4b	Industrial	8	4.24	1,781,600.00
4c	Apartments	3	16.78	7,060,800.00
Total		882		42,066,850.00

Land Area .90 Sq. Miles

Net Valuation Taxable-Municipal	44,690,135
Net Valuation Taxable-County	60,619,806
State Equalized Valuation	62,822,786
State Equalization Ratio	69.92

1980 PROPERTY TAX		
STATE EQUALIZED TAX RATE		
Local District School Taxes	.92	588,344.50
Regional & Consolidated School Tax	.76	482,973.53
School Taxes in Municipal Budget		
County Taxes	.34	219,476.25
County Library Taxes	.01	8,946.10
Local Municipal Purpose Taxes	.15	95,571.47
Veteran & Senior Citizen Taxes		27,660.00
Total Taxes for Rate Computation	2.18	1,422,971.85
Special District Taxes		
Bank Corp. Taxes		5,533.91
Added and Omitted Taxes		7,526.13
Total Taxes Levied - ABSTRACT		1,408,371.89
Total Taxes Billed		1,406,327.36
1980 TAXES COLLECTED		1,360,033.71
1980 Taxes Cancelled, Abated or Adjusted		
Transfer to Tax Title Liens or Foreclosed		713.64
Balance Outstanding Dec. 31, 1980		45,580.01
PRIOR YEARS TAXES OUTSTANDING		
Balance January 1, 1980		52,974.35
Collected in 1980		52,739.89
Cancelled, Abated or Adjusted 1980		234.09
Transfers to Tax Title Liens or Foreclosed		
Balance December 31, 1980		.37
TAX TITLE LIENS OUTSTANDING		
Balance January 1, 1980		2,789.13
Transfer From Taxes		713.64
Redeemed in 1980		588.79
Cancelled, Abated or Adjusted (1980)		
Transfers to Foreclosed Property		
Balance December 31, 1980		2,913.98
PROPERTY ACQUIRED BY DEED OR FORECLOSURE		
Balance January 1, 1980		
Transfers From Taxes or Liens		
Sale for Cash (1980)		
Cancelled, Abated or Adjusted (1980)		
Balance December 31, 1980		
CURRENT FINANCES DECEMBER 31, 1980		
ASSETS		
Cash Dec. 31, 1980		265,282.98
Taxes Receivable		45,580.38
Tax Title Liens		2,913.98
Foreclosed Property		
Emergencies & Other Deferred Charges		7,608.27
State and Federal Aid Receivable		
Other Receivables		9,187.91
Total		330,573.52
LIABILITIES, RESERVES, AND SURPLUS		
Cash Liabilities		71,379.07
Reserves for Receivables		57,682.27
Surplus Dec. 31, 1980		201,512.18
Total		330,573.52

1980/3000

1214

Population 1970 41,550
Population 1980 41,442
S & P Rating
Moody Rating A-1

General Tax Rate Per $100. 3.51
State Equalized Tax Rate 3.54

NEW BRUNSWICK CITY — MIDDLESEX COUNTY

Form of Government:
Mayor-Council Plan E (OMCL50)
Number of Members on Governing Body 5

PER CAPITA:		PER CENT:	
Gross Debt	765.65	Gross Debt	8.95
Net Debt	136.57	Net Debt	1.60
Debt Service	15.90	Tax Levy Collected	95.49
Total Tax Levy	353.61	Tax Levy Cancelled, Abated or Adjusted	.34
Municipal Expenditures	383.16		

EXPENDITURES	
GENERAL GOVERNMENT	
Governing Body & Public Boards	95,200.00
Municipal Clerk	65,704.00
Financial Administration	104,513.00
Assessment of Taxes	68,135.00
Collection of Taxes	113,068.00
Planning, Housing & Development	85,100.00
Human Resources	508,870.38
Elections	10,150.00
General Administration (other)	869,552.50
JUDICIARY	
Municipal Courts	139,002.00
PUBLIC SAFETY	
Fire Protection	2,507,767.11
Police Protection	3,193,013.87
Civil Defense & Disaster Control	1,385.00
Environmental Inspection & Control	239,734.28
Other Public Safety	
PUBLIC WORKS	
Streets and Drainage	717,496.00
Sewers and Sewage Processing	1,364,000.00
Garbage and Trash Disposal	528,075.00
Public Buildings and Grounds	399,583.00
Other Public Works	18,316.00
HEALTH and WELFARE	
Health Services Except Environmental	104,672.00
Welfare-Public Assistance	145,505.00
Hospitals, Clinics, First Aid	
Animal, Insect, & Rodent Control	
Other Welfare Services	
RECREATION and CONSERVATION	
Beaches and Boardwalks	
Parks, Playgrounds, Shade Trees	755,276.00
Land Reclamation & Conservation	
Other Recreational Services	70,070.00
EDUCATION (excluding schools)	
Libraries	243,874.00
Other Educational Services	72,173.00
STATUTORY EXPENDITURES	
Pensions & F. I. C. A.	1,339,192.76
Employee Fringe Benefits	385,000.00
Other Statutory Expenditures	1,000.00
CETA And Other Public Employment Programs	18,920.00
MUNICIPAL FUNCTIONS TOTAL	14,164,347.90
CAPITAL IMPROVEMENTS *MEMO*	77,100.00
DEBT SERVICE	
Principal Payments	324,000.00
Interest Payments	334,951.43
TYPE I SCHL DEBT *MEMO	344,251.62
DEFERRED CHARGES	143,490.42
SCHOOL, COUNTY, SPECIAL DISTRICT TAXES	10,437,062.75
RESERVE FOR UNCOLLECTED TAXES	912,000.00
EXPENDITURES TOTAL	26,315,852.50

REVENUES-REALIZED	
1980 Property Taxes Collected	13,957,613.69
1980 Payments in Lieu of Taxes	129,000.00
Delinquent Tax & Lien Collections	500,444.31
Business Personalty Replacement Taxes	1,138,599.60
Taxes from Public Utilities	1,493,649.00
Other Miscellaneous Tax Revenues	77,000.00
State Aid Revenues	2,429,423.23
Federal Aid Revenues	415,170.94
State and Local Fiscal Assistance Act Utilized	561,463.72
Sale of Acquired Property	620,824.00
Other Miscellaneous Revenues	2,759,828.20
Total	24,083,016.69
Prior Years Surplus Appropriated	1,030,000.00
REVENUES TOTAL	25,113,016.69
Reserve For Uncollected Taxes	912,000.00
CAPITAL OUTLAY TOTAL	2,224,969.93
Public Enterprises	323,619.79
Recreation—Culture	25,200.00
Public Works	682,532.02
Buildings and Grounds	388,740.40
Library and Education	804,877.72
Conservation	
All Other	

CAPITAL DEBT AUTHORIZED, DECEMBER 31, 1980

ISSUED AND UNISSUED	GROSS DEBT	NET DEBT
School	9,272,000	
Self-liquidating	4,010,225	2,247,230
Other	18,447,655	3,412,655
Total	31,729,880	5,659,885

ISSUED AND OUTSTANDING	
School	5,994,000.00
Self-Liquidating	2,421,975.00
Other	7,603,080.00
Total	16,019,055.00
EQUALIZED VALUATION BASIS FOR NET DEBT COMPUTATION	354,459,139

REAL PROPERTY VALUATIONS

Code	Class	# of Parcels	% VAL'N	ASSESSED VALUATION
1	Vacant Land	621	2.56	9,423,000.00
2	Residential	5552	44.76	164,669,300.00
3	Farm			
4a	Commercial	997	26.86	98,809,300.00
4b	Industrial	80	12.65	46,527,700.00
4c	Apartments	139	13.18	48,474,100.00
Total		7389		367,903,400.00

Land Area	5.50 Sq. Miles
Net Valuation Taxable-Municipal	415,379,559
Net Valuation Taxable-County	690,488,297
State Equalized Valuation	412,528,488
State Equalization Ratio	100.99

1980 PROPERTY TAX		
STATE EQUALIZED TAX RATE		
Local District School Taxes	1.88	7,719,115.00
Regional & Consolidated School Tax		
School Taxes in Municipal Budget	.03	124,929.47
County Taxes	.63	2,593,018.28
County Library Taxes		
Local Municipal Purpose Taxes	1.01	4,137,085.53
Veteran & Senior Citizen Taxes		191,920.00
Total Taxes for Rate Computation	3.55	14,766,068.28
Special District Taxes		
Bank Corp. Taxes		43,179.44
Added and Omitted Taxes		37,083.80
Total Taxes Levied - ABSTRACT		14,654,411.52
Total Taxes Billed		14,616,906.33
1980 TAXES COLLECTED		13,957,613.69
1980 Taxes Cancelled, Abated or Adjusted		50,115.79
Transfer to Tax Title Liens or Foreclosed		165,698.13
Balance Outstanding Dec. 31, 1980		443,478.72
PRIOR YEARS TAXES OUTSTANDING		
Balance January 1, 1980		442,681.35
Collected in 1980		347,493.07
Cancelled, Abated or Adjusted 1980		40,448.23
Transfers to Tax Title Liens or Foreclosed		40,754.83
Balance December 31, 1980		13,985.22
TAX TITLE LIENS OUTSTANDING		
Balance January 1, 1980		463,644.69
Transfer From Taxes		221,139.52
Redeemed in 1980		152,951.24
Cancelled, Abated or Adjusted (1980)		15,411.77
Transfers to Foreclosed Property		
Balance December 31, 1980		516,421.20
PROPERTY ACQUIRED BY DEED OR FORECLOSURE		
Balance January 1, 1980		781,660.00
Transfers From Taxes or Liens		
Sale for Cash (1980)		63,960.00
Cancelled, Abated or Adjusted (1980)		
Balance December 31, 1980		717,700.00
CURRENT FINANCES DECEMBER 31, 1980		
ASSETS		
Cash Dec. 31, 1980		2,360,742.94
Taxes Receivable		457,463.94
Tax Title Liens		516,421.20
Foreclosed Property		717,700.00
Emergencies & Other Deferred Charges		470,425.09
State and Federal Aid Receivable		120,217.95
Other Receivables		280,301.58
Total		4,923,272.70
LIABILITIES, RESERVES, AND SURPLUS		
Cash Liabilities		1,637,196.76
Reserves for Receivables		1,967,695.85
Surplus Dec. 31, 1980		1,318,380.09
Total		4,923,272.70

1980/3000

* ABOVE DEBT SERVICE INCLUDES TYPE I SCHOOL DEBT

0325

Population 1970 27,415
Population 1980 14,258
S & P Rating
Moody Rating

General Tax Rate Per $100. 2.26
State Equalized Tax Rate 2.14

NEW HANOVER TOWNSHIP – BURLINGTON CO.

Form of Government:
Township Committee
Number of Members on Governing Body 3

PER CAPITA:		PER CENT:	
Gross Debt	23.69	Gross Debt	4.32
Net Debt	6.97	Net Debt	1.27
Debt Service		Tax Levy Collected	94.00
Total Tax Levy	18.52	Tax Levy Cancelled, Abated or Adjusted	
Municipal Expenditures	47.11		

EXPENDITURES	
GENERAL GOVERNMENT	
Governing Body & Public Boards	
Municipal Clerk	
Financial Administration	23,000.00
Assessment of Taxes	14,150.00
Collection of Taxes	7,450.00
Planning, Housing & Development	12,200.00
Human Resources	
Elections	
General Administration (other)	93,000.00
JUDICIARY	
Municipal Courts	55,500.00
PUBLIC SAFETY	
Fire Protection	19,000.00
Police Protection	133,965.50
Civil Defense & Disaster Control	1,050.00
Environmental Inspection & Control	6,250.00
Other Public Safety	
PUBLIC WORKS	
Streets and Drainage	61,000.00
Sewers and Sewage Processing	1,200.00
Garbage and Trash Disposal	
Public Buildings and Grounds	50,500.00
Other Public Works	7,500.00
HEALTH and WELFARE	
Health Services Except Environmental	1,900.00
Welfare-Public Assistance	3,150.00
Hospitals, Clinics, First Aid	
Animal, Insect, & Rodent Control	4,400.00
Other Welfare Services	
RECREATION and CONSERVATION	
Beaches and Boardwalks	
Parks, Playgrounds, Shade Trees	3,700.00
Land Reclamation & Conservation	
Other Recreational Services	20,400.00
EDUCATION (excluding schools)	
Libraries	
Other Educational Services	25,000.00
STATUTORY EXPENDITURES	
Pensions & F. I. C. A.	28,000.00
Employee Fringe Benefits	9,000.00
Other Statutory Expenditures	4,000.00
CETA And Other Public Employment Programs	56,594.00
MUNICIPAL FUNCTIONS TOTAL	641,909.50
CAPITAL IMPROVEMENTS *MEMO*	
DEBT SERVICE	
Principal Payments	
Interest Payments	
DEFERRED CHARGES	
SCHOOL, COUNTY, SPECIAL DISTRICT TAXES	259,612.87
RESERVE FOR UNCOLLECTED TAXES	29,727.00
EXPENDITURES TOTAL	931,249.37

REVENUES-REALIZED		
1980 Property Taxes Collected		246,625.59
1980 Payments in Lieu of Taxes		
Delinquent Tax & Lien Collections		14,862.76
Business Personalty Replacement Taxes		3,831.19
Taxes from Public Utilities		198,191.00
Other Miscellaneous Tax Revenues		
State Aid Revenues		89,829.37
Federal Aid Revenues		50,148.03
State and Local Fiscal Assistance Act Utilized		69,865.50
Sale of Acquired Property		
Other Miscellaneous Revenues		154,325.36
	Total	827,678.80
Prior Years Surplus Appropriated		220,000.00
REVENUES	TOTAL	1,047,678.80
Reserve For Uncollected Taxes		29,727.00
CAPITAL OUTLAY	TOTAL	52,950.67
Public Enterprises		
Recreation—Culture		
Public Works		
Buildings and Grounds		52,950.67
Library and Education		
Conservation		
All Other		

CAPITAL DEBT AUTHORIZED, DECEMBER 31, 1980

ISSUED AND UNISSUED	GROSS DEBT	NET DEBT
School	337,777	99,429
Self-liquidating		
Other		
Total	337,777	99,429

ISSUED AND OUTSTANDING	
School	333,777.82
Self-Liquidating	
Other	
Total	333,777.82
EQUALIZED VALUATION BASIS FOR NET DEBT COMPUTATION	7,811,627

REAL PROPERTY VALUATIONS

Code	Class	# of Parcels	% VAL'N	ASSESSED VALUATION
1	Vacant Land	66	5.12	412,250.00
2	Residential	140	66.15	5,322,650.00
3	Farm	30	6.96	559,650.00
4a	Commercial	21	21.77	1,751,200.00
4b	Industrial			
4c	Apartments			
Total		257		8,045,750.00

Land Area 21.85 Sq. Miles

Net Valuation Taxable-Municipal	11,495,247
Net Valuation Taxable-County	11,521,854
State Equalized Valuation	11,941,950
State Equalization Ratio	94.74

1980 PROPERTY TAX		
STATE EQUALIZED TAX RATE		
Local District School Taxes	1.53	185,348.28
Regional & Consolidated School Tax		
School Taxes in Municipal Budget		
County Taxes	.58	70,424.31
County Library Taxes	.03	3,840.28
Local Municipal Purpose Taxes		
Veteran & Senior Citizen Taxes		4,880.00
Total Taxes for Rate Computation	2.14	264,492.87
Special District Taxes		
Bank Corp. Taxes		1,857.63
Added and Omitted Taxes		2,586.48
Total Taxes Levied - ABSTRACT		264,056.98
Total Taxes Billed		262,379.06
1980 TAXES COLLECTED		246,625.59
1980 Taxes Cancelled, Abated or Adjusted		
Transfer to Tax Title Liens or Foreclosed		
Balance Outstanding Dec. 31, 1980		15,753.47

PRIOR YEARS TAXES OUTSTANDING	
Balance January 1, 1980	16,575.71
Collected in 1980	14,862.76
Cancelled, Abated or Adjusted 1980	1,707.58
Transfers to Tax Title Liens or Foreclosed	
Balance December 31, 1980	5.37
TAX TITLE LIENS OUTSTANDING	
Balance January 1, 1980	
Transfer From Taxes	
Redeemed in 1980	
Cancelled, Abated or Adjusted (1980)	
Transfers to Foreclosed Property	
Balance December 31, 1980	
PROPERTY ACQUIRED BY DEED OR FORECLOSURE	
Balance January 1, 1980	
Transfers From Taxes or Liens	
Sale for Cash (1980)	
Cancelled, Abated or Adjusted (1980)	
Balance December 31, 1980	

CURRENT FINANCES DECEMBER 31, 1980	
ASSETS	
Cash Dec. 31, 1980	467,613.79
Taxes Receivable	15,758.84
Tax Title Liens	
Foreclosed Property	
Emergencies & Other Deferred Charges	15,000.00
State and Federal Aid Receivable	
Other Receivables	
Total	498,372.63
LIABILITIES, RESERVES, AND SURPLUS	
Cash Liabilities	240,675.72
Reserves for Receivables	15,758.84
Surplus Dec. 31, 1980	241,938.07
Total	498,372.63

1980/3000

0238

Papulation 1970 19,180
Papulation 1980 16,876
S & P Rating
Maady Rating

General Tax Rate Per $100. 2.97
State Equalized Tax Rate 2.45

NEW MILFORD BOROUGH — BERGEN COUNTY

Form of Government:
Borough Council
Number of Members on Governing Body 6

PER CAPITA:		PER CENT:	
Gross Debt	149.35	Gross Debt	.84
Net Debt	29.38	Net Debt	.17
Debt Service	4.41	Tax Levy Collected	99.05
Total Tax Levy	488.00	Tax Levy Cancelled, Abated ar Adjusted	.06
Municipal Expenditures	207.61		

EXPENDITURES	
GENERAL GOVERNMENT	
Gaverning Body & Public Baards	10.00
Municipal Clerk	
Financial Administratian	12,700.00
Assessment af Taxes	41,162.00
Callectian af Taxes	47,836.00
Planning, Hausing & Develapment	4,200.00
Human Resaurces	
Electians	
General Administratian (ather)	497,835.00
JUDICIARY	
Municipal Caurts	33,130.00
PUBLIC SAFETY	
Fire Pratectian	193,742.00
Palice Pratectian	983,677.97
Civil Defense & Disaster Cantral	3,850.00
Enviranmental Inspectian & Cantral	18,285.00
Other Public Safety	
PUBLIC WORKS	
Streets and Drainage	377,141.48
Sewers and Sewage Pracessing	21,450.86
Garbage and Trash Dispasal	182,052.00
Public Buildings and Graunds	75,939.69
Other Public Warks	7,550.00
HEALTH and WELFARE	
Health Services Except Enviranmental	35,328.00
Welfare-Public Assistance	4,815.00
Haspitals, Clinics, First Aid	600.00
Animal, Insect, & Radent Cantral	2,505.00
Other Welfare Services	
RECREATION and CONSERVATION	
Beaches and Baardwalks	
Parks, Playgraunds, Shade Trees	22,216.00
Land Reclamatian & Canservatian	
Other Recreatianal Services	77,845.60
EDUCATION (excluding schaals)	
Libraries	137,550.00
Other Educatianal Services	
STATUTORY EXPENDITURES	
Pensians & F. I. C. A.	213,700.00
Employee Fringe Benefits	62,654.40
Other Statutary Expenditures	7,500.00
CETA And Other Public Emplayment Programs	23,850.00
MUNICIPAL FUNCTIONS TOTAL	3,089,126.00
CAPITAL IMPROVEMENTS *MEMO*	7,368.00
DEBT SERVICE	
Principal Payments	57,000.00
Interest Payments	17,350.94
DEFERRED CHARGES	12,900.00
SCHOOL, COUNTY, SPECIAL DISTRICT TAXES	6,844,128.18
RESERVE FOR UNCOLLECTED TAXES	327,316.00
EXPENDITURES TOTAL	10,347,821.12

REVENUES-REALIZED		
1980 Property Taxes Collected		8,162,223.51
1980 Payments in Lieu af Taxes		
Delinquent Tax & Lien Callectians		65,099.20
Business Persanalty Replacement Taxes		73,146.40
Taxes from Public Utilities		971,439.00
Other Miscellaneaus Tax Revenues		
State Aid Revenues		162,516.50
Federal Aid Revenues		24,906.92
State and Local Fiscal Assistance Act Utilized		141,829.00
Sale af Acquired Praperty		29,500.00
Other Miscellaneaus Revenues		216,309.12
	Total	9,846,969.65
Priar Years Surplus Appraapriated		550,000.00
REVENUES	TOTAL	10,396,969.65
Reserve Far Uncallected Taxes		327,316.00
CAPITAL OUTLAY	TOTAL	145,912.59
Public Enterprises		
Recreatian—Culture		7,179.70
Public Warks		99,654.14
Buildings and Graunds		39,078.75
Library and Educatian		
Canservatian		
All Other		

CAPITAL DEBT AUTHORIZED, DECEMBER 31, 1980

ISSUED AND UNISSUED	GROSS DEBT	NET DEBT
Schaal	2,022,000	
Self-liquidating		
Other	498,350	495,803
Total	2,520,350	495,803

ISSUED AND OUTSTANDING	
Schaal	2,022,000.00
Self-Liquidating	
Other	354,750.00
Total	2,376,750.00
EQUALIZED VALUATION BASIS FOR NET DEBT COMPUTATION	299,355,793

REAL PROPERTY VALUATIONS

Cade	Class	# of Parcels	% VAL'N	ASSESSED VALUATION
1	Vacant Land	152	.62	1,721,500.00
2	Residential	3989	84.33	232,509,030.00
3	Farm	5	.10	287,400.00
4a	Cammercial	69	5.20	14,347,100.00
4b	Industrial	7	.35	956,400.00
4c	Apartments	15	9.39	25,900,300.00
Total		4237		275,721,730.00

Land Area 2.20 Sq. Miles

Net Valuation Taxable-Municipal	276,682,568
Net Valuation Taxable-County	298,825,105
State Equalized Valuation	333,958,096
State Equalization Ratio	82.80

1980 PROPERTY TAX		
STATE EQUALIZED TAX RATE		
Local District School Taxes	1.72	5,759,234.50
Regianal & Cansalidated School Tax		
School Taxes in Municipal Budget		
County Taxes	.32	1,084,893.68
County Library Taxes		
Local Municipal Purpase Taxes	.41	1,360,935.00
Veteran & Senior Citizen Taxes		144,710.00
Total Taxes for Rate Computation	2.45	8,349,773.18
Special District Taxes		
Bonk Carp. Taxes		7,455.64
Added and Omitted Taxes		23,004.85
Total Taxes Levied - ABSTRACT		8,235,523.67
Total Taxes Billed		8,240,477.12
1980 TAXES COLLECTED		8,162,223.51
1980 Taxes Cancelled, Abated ar Adjusted		4,856.34
Transfer ta Tax Title Liens ar Fareclased		2,364.12
Balance Outstanding Dec. 31, 1980		71,033.15
PRIOR YEARS TAXES OUTSTANDING		
Balance January 1, 1980		65,103.76
Callected in 1980		65,099.20
Cancelled, Abated ar Adjusted 1980		
Transfers ta Tax Title Liens ar Fareclased		
Balance December 31, 1980		4.56
TAX TITLE LIENS OUTSTANDING		
Balance January 1, 1980		4,985.95
Transfer Fram Taxes		2,364.12
Redeemed in 1980		
Cancelled, Abated ar Adjusted (1980)		
Transfers ta Fareclased Praperty		
Balance December 31, 1980		7,350.07
PROPERTY ACQUIRED BY DEED OR FORECLOSURE		
Balance January 1, 1980		67,259.68
Transfers Fram Taxes ar Liens		
Sale far Cash (1980)		29,500.00
Cancelled, Abated ar Adjusted (1980)		
Balance December 31, 1980		37,759.68

CURRENT FINANCES DECEMBER 31, 1980	
ASSETS	
Cash Dec. 31, 1980	1,220,643.21
Taxes Receivable	71,037.71
Tax Title Liens	7,350.07
Fareclased Praperty	37,759.68
Emergencies & Other Deferred Charges	12,900.00
State and Federal Aid Receivable	5,300.00
Other Receivables	14.69
Total	1,355,005.36
LIABILITIES, RESERVES, AND SURPLUS	
Cash Liabilities	375,355.25
Reserves far Receivables	116,162.15
Surplus Dec. 31, 1980	863,487.96
Total	1,355,005.36

2011

Population 1970 13,835
Population 1980 12,426
S & P Rating
Moody Rating A-1

General Tax Rate Per $100. 3.55
State Equalized Tax Rate 2.47

NEW PROVIDENCE BOROUGH — UNION COUNTY

Form of Government:
Borough Council
Number of Members on Governing Body 6

PER CAPITA:		PER CENT:	
Gross Debt	359.10	Gross Debt	1.23
Net Debt	211.02	Net Debt	.73
Debt Service	20.07	Tax Levy Collected	97.49
Totol Tax Levy	840.12	Tax Levy Concelled, Abated or Adjusted	.01
Municipal Expenditures	335.40		

EXPENDITURES	
GENERAL GOVERNMENT	
Governing Body & Public Boards	
Municipol Clerk	
Financial Administrotion	58,718.88
Assessment of Toxes	42,210.00
Collection of Taxes	20,671.12
Planning, Housing & Development	10,000.00
Human Resources	23,410.00
Elections	
Generol Administrotion (other)	305,108.29
JUDICIARY	
Municipal Courts	29,875.00
PUBLIC SAFETY	
Fire Protection	84,750.00
Police Protection	688,400.00
Civil Defense & Disoster Control	1,600.00
Environmental Inspection & Control	23,225.00
Other Public Safety	
PUBLIC WORKS	
Streets ond Drainage	361,040.00
Sewers ond Sewage Processing	404,555.00
Garboge and Trash Disposal	344,242.00
Public Buildings and Grounds	96,888.52
Other Public Works	127,920.00
HEALTH ond WELFARE	
Health Services Except Environmentol	26,520.00
Welfare-Public Assistance	38,162.00
Hospitals, Clinics, First Aid	500.00
Animal, Insect, & Rodent Control	
Other Welfore Services	
RECREATION ond CONSERVATION	
Beaches and Boardwalks	
Parks, Ploygrounds, Shode Trees	95,880.00
Lond Reclamation & Conservotion	
Other Recreotional Services	
EDUCATION (excluding schools)	
Librories	183,050.00
Other Educationol Services	
STATUTORY EXPENDITURES	
Pensions & F. I. C. A.	216,416.00
Employee Fringe Benefits	67,559.71
Other Statutory Expenditures	7,000.00
CETA And Other Public Employment Progroms	
MUNICIPAL FUNCTIONS TOTAL	3,257,651.52
CAPITAL IMPROVEMENTS *MEMO*	
DEBT SERVICE	
Principol Poyments	117,000.00
Interest Payments	132,441.17
DEFERRED CHARGES	56,823.53
SCHOOL, COUNTY, SPECIAL DISTRICT TAXES	8,408,546.62
RESERVE FOR UNCOLLECTED TAXES	603,801.84
EXPENDITURES TOTAL	12,576,264.68

REVENUES-REALIZED		
1980 Property Toxes Collected		10,184,233.34
1980 Payments in Lieu of Taxes		
Delinquent Tax & Lien Collections		197,349.11
Business Personalty Replacement Taxes		215,949.00
Taxes from Public Utilities		634,733.00
Other Miscelloneous Tox Revenues		
Stote Aid Revenues		134,051.83
Federal Aid Revenues		
State and Locol Fiscal Assistance Act Utilized		99,217.52
Sole of Acquired Property		
Other Miscellaneous Revenues		344,498.90
	Total	11,810,032.70
Prior Years Surplus Appropriated		655,000.00
REVENUES	TOTAL	12,465,032.70
Reserve For Uncollected Toxes		603,801.84
CAPITAL OUTLAY	TOTAL	352,662.86
Public Enterprises		
Recreotion—Culture		
Public Works		352,089.52
Buildings and Grounds		573.34
Library and Education		
Conservation		
All Other		

CAPITAL DEBT AUTHORIZED, DECEMBER 31, 1980

ISSUED AND UNISSUED	GROSS DEBT	NET DEBT
School	1,840,000	
Self-liquidating		
Other	2,622,178	2,622,178
Total	4,462,178	2,622,178

ISSUED AND OUTSTANDING	
School	1,840,000.00
Self-Liquidating	
Other	2,469,000.00
Totol	4,309,000.00
EQUALIZED VALUATION BASIS FOR NET DEBT COMPUTATION	361,379,106

REAL PROPERTY VALUATIONS

Code	Closs	# of Porcels	% VAL'N	ASSESSED VALUATION
1	Vacont Lond	126	2.65	7,602,300.00
2	Residentiol	3394	69.23	198,886,300.00
3	Form	4	.06	163,900.00
4a	Commercial	72	10.80	31,038,400.00
4b	Industriol	18	14.15	40,665,700.00
4c	Apartments	10	3.11	8,936,100.00
Totol		3624		287,292,700.00

Land Areo 3.50 Sq. Miles

Net Valuotion Taxable-Municipol	292,674,592
Net Valuation Taxable-County	384,742,095
Stote Equolized Voluotion	417,449,876
Stote Equolizotion Rotio	69.72

1980 PROPERTY TAX		
STATE EQUALIZED TAX RATE →		
Locol District School Taxes	1.55	6,506,369.00
Regional & Consolidated School Tax		
School Taxes in Municipal Budget		
County Toxes	.45	1,902,177.62
County Library Taxes		
Local Municipol Purpose Taxes	.47	1,957,854.67
Veteran & Senior Citizen Taxes		79,750.00
Totol Toxes for Rote Computotion	2.47	10,446,151.29
Special District Taxes		
Bank Corp. Toxes		15,902.01
Added and Omitted Taxes		56,981.31
Total Toxes Levied - ABSTRACT		10,439,284.61
Total Taxes Billed		10,446,929.33
1980 TAXES COLLECTED		10,184,233.34
1980 Taxes Cancelled, Aboted or Adjusted		1,494.55
Transfer to Tax Title Liens or Foreclosed		2,616.35
Balance Outstanding Dec. 31, 1980		258,585.09

PRIOR YEARS TAXES OUTSTANDING	
Balance Jonuary 1, 1980	202,271.68
Collected in 1980	197,349.11
Cancelled, Aboted or Adjusted 1980	
Transfers to Tax Title Liens or Foreclosed	1,374.85
Balance December 31, 1980	3,547.72
TAX TITLE LIENS OUTSTANDING	
Balance Jonuary 1, 1980	5,031.09
Transfer From Taxes	4,159.99
Redeemed in 1980	
Cancelled, Abated or Adjusted (1980)	
Transfers to Foreclosed Property	
Balance December 31, 1980	9,191.08
PROPERTY ACQUIRED BY DEED OR FORECLOSURE	
Balance January 1, 1980	33,330.00
Transfers From Taxes or Liens	
Sale for Cash (1980)	
Cancelled, Abated or Adjusted (1980)	
Balonce December 31, 1980	33,330.00

CURRENT FINANCES DECEMBER 31, 1980	
ASSETS	
Cash Dec. 31, 1980	913,963.23
Taxes Receivable	262,132.81
Tox Title Liens	9,191.08
Foreclosed Property	33,330.00
Emergencies & Other Deferred Chorges	17,609.50
State and Federal Aid Receivoble	1,810.00
Other Receivables	89,541.16
Totol	1,327,577.78
LIABILITIES, RESERVES, AND SURPLUS	
Cash Liabilities	233,770.00
Reserves for Receivobles	394,195.05
Surplus Dec. 31, 1980	699,612.73
Totol	1,327,577.78

0714

Papulation 1970 382,460
Papulation 1980 329,248
S & P Rating BBB
Maady Rating BAA

General Tax Rate Per $100. 9.82
State Equalized Tax Rate 5.39

NEWARK CITY – ESSEX COUNTY

Form of Government:
Mayor-Council Plan C (OMCL50)
Number of Members on Governing Body 9

PER CAPITA:		PER CENT:	
Gross Debt	581.24	Gross Debt	11.50
Net Debt	143.39	Net Debt	2.84
Debt Service	59.40	Tax Levy Collected	86.71
Total Tax Levy	322.53	Tax Levy Cancelled, Abated ar Adjusted	1.89
Municipal Expenditures	670.74		

EXPENDITURES	
GENERAL GOVERNMENT	
Gaverning Body & Public Baards	1,925,518.68
Municipal Clerk	674,593.00
Financial Administratian	2,963,287.25
Assessment af Taxes	556,898.00
Callectian af Taxes	
Planning, Hausing & Develapment	566,769.00
Human Resaurces	3,611,702.23
Elections	40,000.00
General Administratian (ather)	21,668,115.20
JUDICIARY	
Municipal Caurts	1,414,405.00
PUBLIC SAFETY	
Fire Pratectian	21,183,637.85
Police Pratectian	29,743,527.65
Civil Defense & Disaster Cantral	120,936.00
Enviranmental Inspectian & Cantral	1,112,638.00
Other Public Safety	
PUBLIC WORKS	
Streets and Drainage	1,890,238.22
Sewers and Sewage Processing	16,089,285.00
Garbage and Trash Dispasal	
Public Buildings and Graunds	7,134,713.00
Other Public Warks	4,044,291.00
HEALTH and WELFARE	
Health Services Except Enviranmental	3,118,443.50
Welfare-Public Assistance	7,145,961.75
Haspitals, Clinics, First Aid	
Animal, Insect, & Radent Cantral	205,630.00
Other Welfare Services	262,500.00
RECREATION and CONSERVATION	
Beaches and Boardwalks	
Parks, Playgraunds, Shade Trees	713,154.00
Land Reclamatian & Canservatian	132,145.09
Other Recreatianal Services	
EDUCATION (excluding schaals)	
Libraries	3,985,280.00
Other Educatianal Services	2,942,047.58
STATUTORY EXPENDITURES	
Pensians & F. I. C. A.	18,632,000.00
Employee Fringe Benefits	
Other Statutary Expenditures	700,000.00
CETA And Other Public Emplayment Pragrams	32,442,787.00
MUNICIPAL FUNCTIONS TOTAL	185,020,504.00
CAPITAL IMPROVEMENTS *MEMO*	
DEBT SERVICE	
Principal Payments	11,141,000.00
Interest Payments	8,415,704.90
TYPE I SCHL DEBT *MEMO	12,247,233.02
DEFERRED CHARGES	903,517.25
SCHOOL, COUNTY, SPECIAL DISTRICT TAXES	56,929,827.52
RESERVE FOR UNCOLLECTED TAXES	15,358,000.00
EXPENDITURES TOTAL	277,768,553.67

REVENUES-REALIZED		
1980 Property Taxes Collected		91,474,218.73
1980 Payments in Lieu af Taxes		4,586,810.98
Delinquent Tax & Lien Callectians		7,547,398.35
Business Persanalty Replacement Taxes		19,172,986.52
Taxes fram Public Utilities		19,310,132.43
Other Miscellaneaus Tax Revenues		7,404,010.75
State Aid Revenues		31,695,676.45
Federal Aid Revenues		31,865,591.00
State and Local Fiscal Assistance Act Utilized		9,724,210.11
Sale af Acquired Praperty		2,310,789.93
Other Miscellaneaus Revenues		36,308,851.19
	Total	261,400,676.44
Priar Years Surplus Appraprieted		13,550,000.00
REVENUES	TOTAL	274,950,676.44
Reserve Far Uncallected Taxes		15,358,000.00
CAPITAL OUTLAY	TOTAL	26,159,117.58
Public Enterprises		1,083,028.17
Recreatian—Culture		189,491.28
Public Warks		9,022,257.42
Buildings and Graunds		1,518,252.14
Library and Educatian		14,346,088.57
Canservatian		
All Other		

CAPITAL DEBT AUTHORIZED, DECEMBER 31, 1980

ISSUED AND UNISSUED	GROSS DEBT	NET DEBT
Schaal	121,413,469	
Self-liquidating	9,756,430	
Other	60,203,055	47,211,055
Tatal	191,372,954	47,211,055
ISSUED AND OUTSTANDING		
Schaal		95,455,000.00
Self-Liquidating		7,301,000.00
Other		58,813,000.00
Tatal		161,569,000.00
EQUALIZED VALUATION BASIS FOR NET DEBT COMPUTATION		1,664,689,182

REAL PROPERTY VALUATIONS

Code	Class	# af Parcels	% VAL'N	ASSESSED VALUATION
1	Vacant Land	2675	2.18	21,091,200.00
2	Residential	27684	32.60	314,864,000.00
3	Farm			
4a	Cammercial	5317	35.61	343,985,100.00
4b	Industrial	1272	18.30	176,798,500.00
4c	Apartments	1991	11.30	109,167,800.00
Tatal		38939		965,906,600.00

Land Area 24.14 Sq. Miles

Net Valuatian Taxable-Municipal	1,064,472,900
Net Valuatian Taxable-Caunty	2,085,112,156
State Equalized Valuatian	1,877,209,064
State Equalizatian Ratia	54.95

1980 PROPERTY TAX		
STATE EQUALIZED TAX RATE		
Local District Schaal Taxes	1.50	29,000,000.00
Regianal & Cansalidated Schaal Tax		
Schaal Taxes in Municipal Budget	.10	1,864,766.00
County Taxes	1.35	26,065,061.52
County Library Taxes		
Local Municipal Purpase Taxes	2.45	47,555,452.53
Veteran & Seniar Citizen Taxes		789,570.00
Total Taxes far Rate Camputatian	5.40	105,274,850.05
Special District Taxes		
Bank Carp. Taxes		739,540.09
Added and Omitted Taxes		966,311.43
Tatal Taxes Levied - ABSTRACT		106,191,131.57
Tatal Taxes Billed		105,497,550.21
1980 TAXES COLLECTED		91,474,218.73
1980 Taxes Cancelled, Abated ar Adjusted		1,994,516.53
Transfer ta Tax Title Liens ar Fareclased		1,709,841.26
Balance Outstanding Dec. 31, 1980		10,318,973.69
PRIOR YEARS TAXES OUTSTANDING		
Balance January 1, 1980		11,830,174.70
Callected in 1980		5,191,874.33
Cancelled, Abated ar Adjusted 1980		59,732.26
Transfers ta Tax Title Liens ar Fareclased		1,239,847.28
Balance December 31, 1980		5,338,720.83
TAX TITLE LIENS OUTSTANDING		
Balance January 1, 1980		12,599,562.50
Transfer Fram Taxes		3,190,629.35
Redeemed in 1980		2,355,524.02
Cancelled, Abated ar Adjusted (1980)		
Transfers ta Fareclased Praperty		6,997,759.16
Balance December 31, 1980		6,436,908.67
PROPERTY ACQUIRED BY DEED OR FORECLOSURE		
Balance January 1, 1980		28,026,732.11
Transfers Fram Taxes ar Liens		6,997,759.16
Sale far Cash (1980)		2,310,789.93
Cancelled, Abated ar Adjusted (1980)		713,701.34
Balance December 31, 1980		32,000,000.00

CURRENT FINANCES DECEMBER 31, 1980	
ASSETS	
Cash Dec. 31, 1980	45,117,071.12
Taxes Receivable	15,657,694.52
Tax Title Liens	6,436,908.67
Fareclased Praperty	32,000,000.00
Emergencies & Other Deferred Charges	411,753.47
State and Federal Aid Receivable	470,000.00
Other Receivables	19,785,528.58
Total	119,878,956.36
LIABILITIES, RESERVES, AND SURPLUS	
Cash Liabilities	25,972,453.14
Reserves far Receivables	70,636,180.63
Surplus Dec. 31, 1980	23,270,322.59
Total	119,878,956.36

1980/3000

* ABOVE DEBT SERVICE INCLUDES TYPE I SCHOOL DEBT

0813

Population 1970 1,490
Population 1980 1,563
S & P Rating
Moody Rating

General Tax Rate Per $100. 2.45
State Equalized Tax Rate 2.75

NEWFIELD BOROUGH – GLOUCESTER COUNTY

Form of Government:
Borough Council
Number of Members on Governing Body 6

PER CAPITA:		PER CENT:	
Gross Debt	106.84	Gross Debt	.79
Net Debt	73.36	Net Debt	.54
Debt Service	16.81	Tax Levy Collected	92.09
Total Tax Levy	420.45	Tax Levy Cancelled, Abated or Adjusted	1.16
Municipal Expenditures	277.94		

EXPENDITURES	
GENERAL GOVERNMENT	
Governing Body & Public Boards	14,300.00
Municipal Clerk	
Financial Administration	14,550.02
Assessment of Taxes	7,000.00
Collection of Taxes	10,942.61
Planning, Housing & Development	3,476.49
Human Resources	
Elections	609.55
General Administration (other)	35,647.56
JUDICIARY	
Municipal Courts	5,361.88
PUBLIC SAFETY	
Fire Protection	5,350.00
Police Protection	44,914.47
Civil Defense & Disaster Control	
Environmental Inspection & Control	9,050.00
Other Public Safety	
PUBLIC WORKS	
Streets and Drainage	28,200.00
Sewers and Sewage Processing	
Garbage and Trash Disposal	10,600.04
Public Buildings and Grounds	21,206.84
Other Public Works	
HEALTH and WELFARE	
Health Services Except Environmental	500.00
Welfare-Public Assistance	
Hospitals, Clinics, First Aid	
Animal, Insect, & Radent Control	450.00
Other Welfare Services	
RECREATION and CONSERVATION	
Beaches and Boardwalks	
Parks, Playgrounds, Shade Trees	2,000.00
Land Reclamation & Conservation	
Other Recreational Services	1,000.00
EDUCATION (excluding schools)	
Libraries	5,900.00
Other Educational Services	
STATUTORY EXPENDITURES	
Pensions & F. I. C. A.	7,897.32
Employee Fringe Benefits	1,573.39
Other Statutory Expenditures	1,055.00
CETA And Other Public Employment Programs	65,436.00
MUNICIPAL FUNCTIONS TOTAL	297,041.17
CAPITAL IMPROVEMENTS *MEMO*	
DEBT SERVICE	
Principal Payments	23,000.00
Interest Payments	3,275.37
DEFERRED CHARGES	53,059.93
SCHOOL, COUNTY, SPECIAL DISTRICT TAXES	503,902.43
RESERVE FOR UNCOLLECTED TAXES	58,046.23
EXPENDITURES TOTAL	938,325.13

REVENUES-REALIZED		
1980 Property Taxes Collected		600,803.64
1980 Payments in Lieu of Taxes		
Delinquent Tax & Lien Collections		32,205.21
Business Personalty Replacement Taxes		20,445.76
Taxes from Public Utilities		60,007.00
Other Miscellaneous Tax Revenues		
State Aid Revenues		20,540.56
Federal Aid Revenues		44,981.65
State and Local Fiscal Assistance Act Utilized		24,667.00
Sale of Acquired Property		
Other Miscellaneous Revenues		35,207.80
	Total	838,858.62
Prior Years Surplus Appropriated		63,082.51
REVENUES	TOTAL	901,941.13
Reserve For Uncollected Taxes		58,046.23
CAPITAL OUTLAY	TOTAL	51,320.92
Public Enterprises		6,997.00
Recreation—Culture		
Public Works		6,749.57
Buildings and Grounds		37,574.35
Library and Education		
Conservation		
All Other		

CAPITAL DEBT AUTHORIZED, DECEMBER 31, 1980

ISSUED AND UNISSUED	GROSS DEBT	NET DEBT
School		
Self-liquidating	116,000	81,383
Other	50,988	33,279
Total	166,988	114,662

ISSUED AND OUTSTANDING	
School	
Self-Liquidating	116,000.00
Other	43,800.00
Total	159,800.00
EQUALIZED VALUATION BASIS FOR NET DEBT COMPUTATION	21,048,646

REAL PROPERTY VALUATIONS

Code	Class	# of Parcels	% VAL'N	ASSESSED VALUATION
1	Vacant Land	104	3.19	835,000.00
2	Residential	459	67.34	17,632,700.00
3	Farm	31	3.52	920,900.00
4a	Commercial	28	6.59	1,725,900.00
4b	Industrial	12	17.70	4,634,900.00
4c	Apartments	5	1.66	434,700.00
Total		639		26,184,100.00

Land Area 1.71 Sq. Miles

Net Valuation Taxable-Municipal	26,554,579
Net Valuation Taxable-County	22,624,562
State Equalized Valuation	23,672,379
State Equalization Ratio	112.37

1980 PROPERTY TAX		
STATE EQUALIZED TAX RATE		
Local District School Taxes	1.53	360,983.50
Regional & Consolidated School Tax		
School Taxes in Municipal Budget		
County Taxes	.59	139,631.21
County Library Taxes	.01	3,287.72
Local Municipal Purpose Taxes	.62	146,368.08
Veteran & Senior Citizen Taxes		16,800.00
Total Taxes for Rate Computation	2.75	667,070.51
Special District Taxes		
Bank Corp. Taxes		5,070.78
Added and Omitted Taxes		1,824.05
Total Taxes Levied - ABSTRACT		657,165.34
Total Taxes Billed		652,411.24
1980 TAXES COLLECTED		600,803.64
1980 Taxes Cancelled, Abated or Adjusted		7,570.50
Transfer to Tax Title Liens or Foreclosed		3,420.20
Balance Outstanding Dec. 31, 1980		40,616.91
PRIOR YEARS TAXES OUTSTANDING		
Balance January 1, 1980		34,012.94
Collected in 1980		28,436.41
Cancelled, Abated or Adjusted 1980		2,835.83
Transfers to Tax Title Liens or Foreclosed		169.28
Balance December 31, 1980		2,571.42
TAX TITLE LIENS OUTSTANDING		
Balance January 1, 1980		11,902.89
Transfer From Taxes		3,604.00
Redeemed in 1980		3,816.40
Cancelled, Abated or Adjusted (1980)		40.38
Transfers to Foreclosed Property		
Balance December 31, 1980		11,650.11
PROPERTY ACQUIRED BY DEED OR FORECLOSURE		
Balance January 1, 1980		
Transfers From Taxes or Liens		
Sale for Cash (1980)		
Cancelled, Abated or Adjusted (1980)		
Balance December 31, 1980		

CURRENT FINANCES DECEMBER 31, 1980	
ASSETS	
Cash Dec. 31, 1980	185,700.84
Taxes Receivable	43,188.33
Tax Title Liens	11,650.11
Foreclosed Property	
Emergencies & Other Deferred Charges	51,433.04
State and Federal Aid Receivable	1,741.61
Other Receivables	42,533.68
Total	336,247.61
LIABILITIES, RESERVES, AND SURPLUS	
Cash Liabilities	95,814.02
Reserves for Receivables	97,372.12
Surplus Dec. 31, 1980	143,061.47
Total	336,247.61

1915

Population 1970 7,300
Population 1980 7,748
S & P Rating
Moody Rating

Generol Tax Rate Per $100. 7.04
State Equolized Tax Rote 2.84

NEWTON TOWN – SUSSEX COUNTY

Form of Government:
Council-Manager Plan B (OMCL50)
Number of Members on Governing Body 5

PER CAPITA:

Gross Debt	229.55
Net Debt	100.22
Debt Service	7.22
Totol Tox Levy	420.24
Municipal Expenditures	218.30

PER CENT:

Gross Debt	1.75
Net Debt	.76
Tox Levy Collected	94.82
Tax Levy Concelled, Abated or Adjusted	

EXPENDITURES	
GENERAL GOVERNMENT	
Governing Body & Public Boords	
Municipol Clerk	
Finonciol Administration	22,652.00
Assessment of Taxes	68,846.00
Collection of Toxes	30,032.00
Planning, Housing & Development	4,050.00
Human Resources	
Elections	4,670.00
General Administration (other)	167,853.00
JUDICIARY	
Municipol Courts	13,812.00
PUBLIC SAFETY	
Fire Protection	21,063.00
Police Protection	407,560.00
Civil Defense & Disoster Control	800.00
Environmentol Inspection & Control	28,840.00
Other Public Safety	
PUBLIC WORKS	
Streets and Droinoge	217,703.00
Sewers ond Sewoge Processing	
Garboge and Trosh Disposal	3,000.00
Public Buildings and Grounds	78,203.00
Other Public Works	3,500.00
HEALTH ond WELFARE	
Heolth Services Except Environmentol	22,585.00
Welfore-Public Assistance	9,063.00
Hospitols, Clinics, First Aid	2,500.00
Animal, Insect, & Rodent Control	1,600.00
Other Welfare Services	
RECREATION ond CONSERVATION	
Beaches ond Boordwolks	
Porks, Playgrounds, Shade Trees	31,381.00
Lond Reclamation & Conservation	
Other Recreationol Services	25,696.00
EDUCATION (excluding schools)	
Librories	
Other Educationol Services	
STATUTORY EXPENDITURES	
Pensions & F. I. C. A.	94,000.00
Employee Fringe Benefits	30,466.00
Other Statutory Expenditures	6,600.00
CETA And Other Public Employment Programs	
MUNICIPAL FUNCTIONS TOTAL	1,296,475.00
CAPITAL IMPROVEMENTS *MEMO*	9,000.00
DEBT SERVICE	
Principal Payments	20,000.00
Interest Payments	35,906.00
DEFERRED CHARGES	39,000.00
SCHOOL, COUNTY, SPECIAL DISTRICT TAXES	2,863,885.39
RESERVE FOR UNCOLLECTED TAXES	300,000.00
EXPENDITURES TOTAL	4,555,266.39

REVENUES-REALIZED		
1980 Property Toxes Collected		3,063,944.62
1980 Poyments in Lieu of Taxes		57,037.00
Delinquent Tax & Lien Collections		140,965.63
Business Personolty Replocement Toxes		246,691.04
Taxes from Public Utilities		252,306.00
Other Miscelloneous Tax Revenues		
Stote Aid Revenues		71,495.76
Federol Aid Revenues		
State and Locol Fiscal Assistance Act Utilized		71,914.00
Sole of Acquired Property		
Other Miscellaneous Revenues		201,997.28
	Totol	4,106,351.33
Prior Years Surplus Appropriated		365,000.00
REVENUES	TOTAL	4,471,351.33
Reserve For Uncollected Toxes		300,000.00
CAPITAL OUTLAY	TOTAL	117,564.25
Public Enterprises		22,986.17
Recreation—Culture		
Public Works		40,232.09
Buildings ond Grounds		54,345.99
Library and Educotion		
Conservation		
All Other		

CAPITAL DEBT AUTHORIZED, DECEMBER 31, 1980

ISSUED AND UNISSUED	GROSS DEBT	NET DEBT
School		
Self-liquidating	1,002,000	
Other	776,540	776,540
Total	1,778,540	776,540

ISSUED AND OUTSTANDING	
School	
Self-Liquidoting	1,002,000.00
Other	576,000.00
Total	1,578,000.00
EQUALIZED VALUATION BASIS FOR NET DEBT COMPUTATION	101,766,094

REAL PROPERTY VALUATIONS

Code	Class	# of Parcels	% VAL'N	ASSESSED VALUATION
1	Vocant Lond	280	2.24	979,350.00
2	Residentiol	1646	57.12	25,007,280.00
3	Farm	3	.06	27,120.00
4o	Commercial	239	26.61	11,650,590.00
4b	Industrial	10	4.96	2,171,050.00
4c	Aportments	17	9.02	3,948,540.00
Totol		2195		43,783,930.00

Lond Area 3.30 Sq. Miles

Net Valuation Toxoble-Municipol	45,760,576
Net Valuation Toxoble-County	115,958,479
State Equolized Valuation	110,299,085
State Equolization Ratio	40.42

1980 PROPERTY TAX		
STATE EQUALIZED TAX RATE		
Locol District School Taxes	1.85	2,091,055.00
Regional & Consolidoted School Tox		
School Taxes in Municipal Budget		
County Toxes	.65	* 735,343.38
County Librory Taxes	.03	37,487.01
Locol Municipal Purpose Taxes	.31	354,691.35
Veteran & Senior Citizen Toxes		51,290.00
Totol Toxes for Rote Computation	2.84	3,269,866.74
Speciol District Toxes		
Bank Corp. Taxes		24,747.80
Added and Omitted Taxes		12,659.89
Totol Taxes Levied - ABSTRACT		3,255,984.43
Totol Toxes Billed		3,231,236.63
1980 TAXES COLLECTED		3,063,944.62
1980 Toxes Cancelled, Aboted or Adjusted		
Transfer to Tox Title Liens or Foreclosed		
Bolonce Outstonding Dec. 31, 1980		167,292.01
PRIOR YEARS TAXES OUTSTANDING		
Bolonce Jonuory 1, 1980		148,916.30
Collected in 1980		108,427.45
Concelled, Abated or Adjusted 1980		
Transfers to Tax Title Liens or Foreclosed		
Bolonce December 31, 1980		40,488.85
TAX TITLE LIENS OUTSTANDING		
Bolonce Jonuory 1, 1980		63,644.43
Transfer From Toxes		
Redeemed in 1980		32,538.18
Concelled, Aboted or Adjusted (1980)		
Transfers to Foreclosed Property		
Bolonce December 31, 1980		31,106.25
PROPERTY ACQUIRED BY DEED OR FORECLOSURE		
Bolonce Jonuory 1, 1980		49,405.00
Transfers From Toxes or Liens		
Sale for Cash (1980)		
Concelled, Aboted or Adjusted (1980)		
Bolonce December 31, 1980		49,405.00
CURRENT FINANCES DECEMBER 31, 1980		
ASSETS		
Cosh Dec. 31, 1980		576,662.17
Toxes Receivable		207,780.86
Tax Title Liens		31,106.25
Foreclosed Property		49,405.00
Emergencies & Other Deferred Charges		102,000.00
Stote and Federal Aid Receivable		
Other Receivobles		96,161.80
Total		1,063,116.08
LIABILITIES, RESERVES, AND SURPLUS		
Cash Liobilities		108,018.97
Reserves for Receivables		384,453.51
Surplus Dec. 31, 1980		570,643.20
Totol		1,063,116.08

1980/3000

*Includes County Health Service Taxes or County Vocational School Taxes. See Table 13, pgs. 675, 676.

0239

Population 1970 18,105
Population 1980 16,587
S & P Rating
Moody Rating A

General Tax Rate Per $100. 2.44
State Equalized Tax Rate 2.16

NORTH ARLINGTON BOROUGH — BERGEN CO.

Form of Government:
Borough Council
Number of Members on Governing Body 6

PER CAPITA:		PER CENT:	
Gross Debt	199.19	Gross Debt	1.24
Net Debt	196.60	Net Debt	1.23
Debt Service	15.14	Tax Levy Collected	97.95
Total Tax Levy	379.92	Tax Levy Cancelled, Abated or Adjusted	
Municipal Expenditures	223.46		

EXPENDITURES	
GENERAL GOVERNMENT	
Governing Body & Public Boards	
Municipal Clerk	
Financial Administration	13,000.00
Assessment of Taxes	5,244.50
Collection of Taxes	51,279.00
Planning, Housing & Development	4,490.00
Human Resources	1,000.00
Elections	3,620.50
General Administration (other)	430,145.84
JUDICIARY	
Municipal Courts	52,086.00
PUBLIC SAFETY	
Fire Protection	54,050.00
Police Protection	1,080,253.15
Civil Defense & Disaster Control	1,550.00
Environmental Inspection & Cantral	4,900.00
Other Public Safety	
PUBLIC WORKS	
Streets and Drainage	326,455.85
Sewers and Sewage Processing	101,248.90
Garbage and Trash Disposal	198,000.00
Public Buildings and Grounds	55,915.00
Other Public Works	48,200.00
HEALTH and WELFARE	
Health Services Except Environmental	130,983.00
Welfare-Public Assistance	6,450.00
Hospitals, Clinics, First Aid	2,500.00
Animal, Insect, & Radent Control	1,900.00
Other Welfare Services	500.00
RECREATION and CONSERVATION	
Beaches and Boardwalks	
Parks, Playgrounds, Shade Trees	87,050.00
Land Reclamation & Canservation	
Other Recreational Services	4,035.00
EDUCATION (excluding schools)	
Libraries	82,670.00
Other Educatianal Services	
STATUTORY EXPENDITURES	
Pensians & F. I. C. A.	224,534.69
Emplayee Fringe Benefits	76,113.06
Other Statutory Expenditures	5,900.00
CETA And Other Public Emplayment Programs	107,760.24
MUNICIPAL FUNCTIONS TOTAL	3,161,834.73
CAPITAL IMPROVEMENTS *MEMO*	20,000.00
DEBT SERVICE	
Principal Payments	90,000.00
Interest Payments	161,176.00
DEFERRED CHARGES	45,017.13
SCHOOL, COUNTY, SPECIAL DISTRICT TAXES	4,286,896.62
RESERVE FOR UNCOLLECTED TAXES	248,454.48
EXPENDITURES TOTAL	7,993,378.96

REVENUES-REALIZED		
1980 Property Taxes Collected		6,185,631.82
1980 Payments in Lieu of Taxes		
Delinquent Tax & Lien Collections		70,455.88
Business Personalty Replacement Taxes		151,182.00
Taxes from Public Utilities		511,932.00
Other Miscellaneous Tax Revenues		
State Aid Revenues		222,911.22
Federal Aid Revenues		124,505.24
State and Local Fiscal Assistance Act Utilized		142,990.00
Sale of Acquired Property		
Other Miscellaneaus Revenues		364,293.20
	Total	7,773,901.36
Prior Years Surplus Appropriated		90,000.00
REVENUES	TOTAL	7,863,901.36
Reserve For Uncollected Taxes		248,454.48
CAPITAL OUTLAY	TOTAL	435,554.16
Public Enterprises		85.80
Recreatian—Culture		
Public Works		62,527.54
Buildings and Grounds		372,940.82
Library and Education		
Conservation		
All Other		

CAPITAL DEBT AUTHORIZED, DECEMBER 31, 1980

ISSUED AND UNISSUED	GROSS DEBT	NET DEBT
Schaal	28,000	
Self-liquidating	147,300	132,400
Other	3,128,628	3,128,628
Total	3,303,928	3,261,028

ISSUED AND OUTSTANDING	
School	28,000.00
Self-Liquidating	64,000.00
Other	2,665,275.00
Total	2,757,275.00
EQUALIZED VALUATION BASIS FOR NET DEBT COMPUTATION	265,855,452

REAL PROPERTY VALUATIONS

Code	Class	# of Parcels	% VAL'N	ASSESSED VALUATION
1	Vacant Land	94	1.16	2,994,900.00
2	Residential	3641	79.70	205,136,300.00
3	Farm			
4a	Commercial	188	7.22	18,580,500.00
4b	Industrial	68	4.86	12,515,400.00
4c	Apartments	40	7.05	18,148,900.00
Total		4031		257,376,000.00

Land Area 2.50 Sq. Miles

Net Valuatian Taxable-Municipal	258,597,676
Net Valuation Taxable-County	276,392,136
State Equalized Valuation	290,832,950
State Equalizatian Ratio	88.87

1980 PROPERTY TAX		
STATE EQUALIZED TAX RATE		
Local District Schaal Taxes	1.13	3,283,359.00
Regional & Consolidated School Tax		
School Taxes in Municipal Budget		
County Taxes	.34	1,003,537.62
County Library Taxes		
Local Municipal Purpose Taxes	.69	1,999,920.97
Veteran & Senior Citizen Taxes		155,460.00
Totol Taxes for Rate Computation	2.16	6,442,277.59
Special District Taxes		
Bank Corp. Taxes		9,486.36
Added and Omitted Taxes		5,395.45
Total Taxes Levied - ABSTRACT		6,301,699.40
Tatal Taxes Billed		6,315,178.75
1980 TAXES COLLECTED		6,185,631.82
1980 Taxes Cancelled, Abated or Adjusted		
Transfer to Tax Title Liens or Foreclosed		
Balance Outstanding Dec. 31, 1980		129,546.93

PRIOR YEARS TAXES OUTSTANDING	
Balance January 1, 1980	70,455.88
Collected in 1980	70,455.88
Cancelled, Abated or Adjusted 1980	
Transfers to Tax Title Liens ar Fareclased	
Balance December 31, 1980	
TAX TITLE LIENS OUTSTANDING	
Bolance January 1, 1980	180.68
Transfer Fram Taxes	
Redeemed in 1980	
Cancelled, Abated or Adjusted (1980)	
Transfers ta Fareclosed Property	
Balance December 31, 1980	180.68
PROPERTY ACQUIRED BY DEED OR FORECLOSURE	
Balance Januory 1, 1980	24,065.00
Transfers From Taxes or Liens	
Sale far Cash (1980)	
Cancelled, Abated ar Adjusted (1980)	
Balance December 31, 1980	24,065.00

CURRENT FINANCES DECEMBER 31, 1980 ASSETS	
Cash Dec. 31, 1980	831,788.10
Taxes Receivable	129,546.93
Tax Title Liens	180.68
Foreclosed Property	24,065.00
Emergencies & Other Deferred Charges	210,247.15
State and Federal Aid Receivable	5,583.96
Other Receivables	51,408.03
Total	1,252,819.85
LIABILITIES, RESERVES, AND SURPLUS	
Cash Liabilities	691,799.78
Reserves for Receivables	205,200.64
Surplus Dec. 31, 1980	355,819.43
Total	1,252,819.85

0908

Population 1970 47,840
Populotion 1980 47,019
S & P Rating
Moody Rating

General Tax Rate Per $100. 4.87
State Equalized Tax Rate 4.46

NORTH BERGEN TOWNSHIP — HUDSON CO.

Form of Government:
Commission (1911)
Number of Members on Governing Body 5

PER CAPITA:		PER CENT:	
Gross Debt	910.61	Gross Debt	6.36
Net Debt	636.94	Net Debt	4.45
Debt Service	54.02	Tax Levy Collected'	93.96
Total Tax Levy	674.86	Tax Levy Cancelled, Abated or Adjusted	2.12
Municipal Expenditures	399.85		

EXPENDITURES	
GENERAL GOVERNMENT	
Governing Body & Public Boards	61,110.44
Municipal Clerk	64,222.82
Financial Administration	130,940.00
Assessment of Taxes	446,452.00
Collection of Taxes	88,040.00
Planning, Housing & Development	21,620.00
Human Resources	33,400.00
Elections	84,412.00
General Administration (other)	592,330.31
JUDICIARY	
Municipal Courts	71,885.20
PUBLIC SAFETY	
Fire Protection	3,016,410.73
Police Protection	2,657,122.66
Civil Defense & Disaster Control	300.00
Environmental Inspection & Control	76,310.00
Other Public Safety	21,950.00
PUBLIC WORKS	
Streets and Drainage	642,479.34
Sewers and Sewage Processing	
Garbage and Trash Disposal	729,283.27
Public Buildings and Grounds	143,400.00
Other Public Works	5,850.00
HEALTH and WELFARE	
Health Services Except Environmental	116,753.00
Welfare-Public Assistance	81,958.87
Hospitals, Clinics, First Aid	
Animal, Insect, & Rodent Control	600.00
Other Welfare Services	
RECREATION and CONSERVATION	
Beaches and Boardwalks	
Parks, Playgrounds, Shade Trees	203,059.65
Land Reclamation & Conservation	
Other Recreational Services	2,000.00
EDUCATION (excluding schools)	
Libraries	226,000.00
Other Educational Services	
STATUTORY EXPENDITURES	
Pensions & F. I. C. A.	1,248,473.20
Employee Fringe Benefits	499,175.71
Other Statutory Expenditures	43,583.16
CETA And Other Public Employment Programs	608,450.00
MUNICIPAL FUNCTIONS TOTAL	11,917,572.36
CAPITAL IMPROVEMENTS *MEMO*	82,076.54
DEBT SERVICE	
Principal Payments	1,181,000.00
Interest Payments	1,359,057.24
TYPE I SCHL DEBT *MEMO	678,740.50
DEFERRED CHARGES	882,000.62
SCHOOL, COUNTY, SPECIAL DISTRICT TAXES	18,982,564.96
RESERVE FOR UNCOLLECTED TAXES	3,461,082.43
EXPENDITURES TOTAL	37,783,277.61

REVENUES-REALIZED		
1980 Property Taxes Collected		29,813,177.81
1980 Payments in Lieu of Taxes		189,528.00
Delinquent Tax & Lien Collections		1,634,365.51
Business Personalty Replacement Taxes		1,176,440.84
Taxes from Public Utilities		1,742,176.00
Other Miscellaneous Tax Revenues		
State Aid Revenues		886,630.95
Federal Aid Revenues		463,732.62
State and Local Fiscal Assistance Act Utilized		876,234.00
Sale of Acquired Property		
Other Miscellaneous Revenues		819,767.49
	Total	37,602,053.22
Prior Years Surplus Appropriated		
REVENUES	TOTAL	37,602,053.22
Reserve For Uncollected Taxes		3,461,082.43
CAPITAL OUTLAY	TOTAL	4,830,982.54
Public Enterprises		3,925.00
Recreation—Culture		
Public Works		4,524,959.46
Buildings and Grounds		302,098.08
Library and Education		
Conservation		
All Other		

CAPITAL DEBT AUTHORIZED, DECEMBER 31, 1980

ISSUED AND UNISSUED	GROSS DEBT	NET DEBT
School	12,645,000	
Self-liquidating	222,000	
Other	29,949,173	29,948,123
Total	42,816,173	29,948,123

ISSUED AND OUTSTANDING	
School	12,645,000.00
Self-Liquidating	132,000.00
Other	15,847,500.00
Total	28,624,500.00
EQUALIZED VALUATION BASIS FOR NET DEBT COMPUTATION	673,609,630

REAL PROPERTY VALUATIONS

Code	Class	# of Parcels	% VAL'N	ASSESSED VALUATION
1	Vacant Land	498	4.08	26,193,400.00
2	Residential	7003	44.51	285,754,535.00
3	Farm			
4a	Commercial	637	18.32	117,638,400.00
4b	Industrial	268	20.82	133,687,425.00
4c	Apartments	236	12.27	78,790,800.00
Total		8642		642,064,560.00

Land Area 5.40 Sq. Miles	
Net Valuation Taxable-Municipal	651,104,867
Net Valuation Taxable-County	688,280,774
State Equalized Valuation	711,024,900
State Equalization Ratio	91.72

1980 PROPERTY TAX		
STATE EQUALIZED TAX RATE →	1.58	
Local District School Taxes		11,250,649.50
Regional & Consolidated School Tax		
School Taxes in Municipal Budget	.08	594,389.96
County Taxes	1.01	* 7,137,525.50
County Library Taxes		
Local Municipal Purpose Taxes	1.79	12,707,161.27
Veteran & Senior Citizen Taxes		272,750.00
Totol Taxes for Rate Computotion	4.46	31,962,476.23
Special District Taxes		
Bank Corp. Taxes		8,564.79
Added and Omitted Taxes		33,179.86
Total Taxes Levied - ABSTRACT		31,731,470.88
Total Taxes Billed		31,728,959.62
1980 TAXES COLLECTED		29,813,177.81
1980 Taxes Cancelled, Abated or Adjusted		671,199.71
Transfer to Tax Title Liens or Foreclosed		261,273.98
Balance Outstanding Dec. 31, 1980		983,308.12

PRIOR YEARS TAXES OUTSTANDING	
Balance January 1, 1980	1,347,469.48
Collected in 1980	689,343.52
Cancelled, Abated or Adjusted 1980	295,863.08
Transfers to Tax Title Liens or Foreclosed	13,443.33
Balance December 31, 1980	348,819.55
TAX TITLE LIENS OUTSTANDING	
Balance January 1, 1980	1,763,458.93
Transfer From Taxes	277,126.05
Redeemed in 1980	945,021.99
Cancelled, Abated or Adjusted (1980)	
Transfers to Foreclosed Property	
Balance December 31, 1980	1,095,562.99
PROPERTY ACQUIRED BY DEED OR FORECLOSURE	
Balance January 1, 1980	1,704,279.00
Transfers From Taxes or Liens	
Sale for Cash (1980)	
Cancelled, Abated or Adjusted (1980)	
Balance December 31, 1980	1,704,279.00

CURRENT FINANCES DECEMBER 31, 1980 ASSETS	
Cash Dec. 31, 1980	7,426,286.10
Taxes Receivable	1,332,127.67
Tax Title Liens	1,095,562.99
Foreclosed Property	1,704,279.00
Emergencies & Other Deferred Charges	1,247,384.46
State and Federal Aid Receivable	116,849.08
Other Receivables	135,262.19
Total	13,057,751.49
LIABILITIES, RESERVES, AND SURPLUS	
Cash Liabilities	4,336,354.62
Reserves for Receivables	4,212,421.65
Surplus Dec. 31, 1980	4,508,975.22
Total	13,057,751.49

1980/3000

* ABOVE DEBT SERVICE INCLUDES TYPE I SCHOOL DEBT

*Includes County Health Service Taxes or County Vocational School Taxes. See Table 13, pgs. 675, 676.

1215

Population 1970 16,760
Population 1980 22,220
S & P Rating A
Moody Rating AA

General Tax Rate Per $100. 4.30
State Equalized Tax Rate 2.53

NORTH BRUNSWICK TOWNSHIP – MIDDLESEX COUNTY

Form of Government:
Township Committee
Number of Members on Governing Body 5

PER CAPITA:

Gross Debt	902.87
Net Debt	377.17
Debt Service	25.19
Total Tax Levy	698.91
Municipal Expenditures	279.18

PER CENT:

Gross Debt	3.86
Net Debt	1.61
Tax Levy Collected	96.09
Tax Levy Cancelled, Abated or Adjusted	.03

EXPENDITURES	
GENERAL GOVERNMENT	
Governing Body & Public Boards	
Municipal Clerk	
Financial Administration	67,205.00
Assessment of Taxes	226,600.00
Collection of Taxes	54,050.00
Planning, Housing & Development	110,310.00
Human Resources	11,300.00
Elections	8,170.00
General Administration (other)	607,072.00
JUDICIARY	
Municipal Courts	53,350.00
PUBLIC SAFETY	
Fire Protection	90,000.00
Police Protection	1,490,845.00
Civil Defense & Disaster Control	4,000.00
Environmental Inspection & Control	115,400.00
Other Public Safety	
PUBLIC WORKS	
Streets and Drainage	489,800.00
Sewers and Sewage Processing	
Garbage and Trash Disposal	279,000.00
Public Buildings and Grounds	112,290.00
Other Public Works	177,565.00
HEALTH and WELFARE	
Health Services Except Environmental	14,450.00
Welfare-Public Assistance	15,250.00
Hospitals, Clinics, First Aid	1,500.00
Animal, Insect, & Rodent Control	8,400.00
Other Welfare Services	550.00
RECREATION and CONSERVATION	
Beaches and Boardwalks	
Parks, Playgrounds, Shade Trees	255,530.00
Land Reclamation & Conservation	600.00
Other Recreational Services	500.00
EDUCATION (excluding schools)	
Libraries	175,000.00
Other Educational Services	4,500.00
STATUTORY EXPENDITURES	
Pensions & F. I. C. A.	351,700.00
Employee Fringe Benefits	165,825.00
Other Statutory Expenditures	19,000.00
CETA And Other Public Employment Programs	
MUNICIPAL FUNCTIONS TOTAL	4,909,762.00
CAPITAL IMPROVEMENTS *MEMO*	60,000.00
DEBT SERVICE	
Principal Payments	185,000.00
Interest Payments	374,637.84
DEFERRED CHARGES	147,505.09
SCHOOL, COUNTY, SPECIAL DISTRICT TAXES	13,346,969.21
RESERVE FOR UNCOLLECTED TAXES	586,000.00
EXPENDITURES TOTAL	19,550,274.14

REVENUES-REALIZED	
1980 Property Taxes Collected	14,927,079.92
1980 Payments in Lieu of Taxes	
Delinquent Tax & Lien Collections	525,376.22
Business Personalty Replacement Taxes	1,104,157.36
Taxes from Public Utilities	1,438,960.00
Other Miscellaneous Tax Revenues	
State Aid Revenues	172,068.01
Federal Aid Revenues	
State and Local Fiscal Assistance Act Utilized	189,550.00
Sale of Acquired Property	10,005.00
Other Miscellaneous Revenues	601,186.47
Total	18,968,382.98
Prior Years Surplus Appropriated	565,000.00
REVENUES TOTAL	19,533,382.98
Reserve For Uncollected Taxes	586,000.00
CAPITAL OUTLAY TOTAL	1,220,712.31
Public Enterprises	217,424.34
Recreation—Culture	73,555.72
Public Works	890,588.60
Buildings and Grounds	36,723.18
Library and Education	2,420.47
Conservation	
All Other	

CAPITAL DEBT AUTHORIZED, DECEMBER 31, 1980

ISSUED AND UNISSUED	GROSS DEBT	NET DEBT
School	7,244,000	
Self-liquidating	4,730,572	492,638
Other	8,087,296	7,888,073
Total	20,061,868	8,380,712

ISSUED AND OUTSTANDING	
School	7,244,000.00
Self-Liquidating	1,323,000.00
Other	5,814,050.00
Total	14,381,050.00
EQUALIZED VALUATION BASIS FOR NET DEBT COMPUTATION	519,123,809

REAL PROPERTY VALUATIONS

Code	Class	# of Parcels	% VAL'N	ASSESSED VALUATION
1	Vacant Land	1489	6.51	22,724,600.00
2	Residential	4491	44.67	156,019,700.00
3	Farm	48	.28	976,800.00
4a	Commercial	213	8.88	31,004,500.00
4b	Industrial	45	29.74	103,895,700.00
4c	Apartments	24	9.93	34,687,900.00
Total		6310		349,309,200.00

Land Area 12.00 Sq. Miles

Net Valuation Taxable-Municipal	352,999,000
Net Valuation Taxable-County	770,098,567
State Equalized Valuation	595,994,444
State Equalization Ratio	59.00

1980 PROPERTY TAX		
STATE EQUALIZED TAX RATE		
Local District School Taxes	1.58	9,439,254.00
Regional & Consolidated School Tax		
School Taxes in Municipal Budget		
County Taxes	.65	3,907,715.21
County Library Taxes		
Local Municipal Purpose Taxes	.30	1,812,920.99
Veteran & Senior Citizen Taxes		140,740.00
Total Taxes for Rate Computation	2.53	15,300,630.20
Special District Taxes		
Bank Corp. Taxes		14,740.60
Added and Omitted Taxes		355,052.77
Total Taxes Levied - ABSTRACT		15,529,683.57
Total Taxes Billed		15,534,009.77
1980 TAXES COLLECTED		14,927,079.92
1980 Taxes Cancelled, Abated or Adjusted		4,330.15
Transfer to Tax Title Liens or Foreclosed		32,462.30
Balance Outstanding Dec. 31, 1980		570,137.40
PRIOR YEARS TAXES OUTSTANDING		
Balance January 1, 1980		554,322.53
Collected in 1980		490,514.83
Cancelled, Abated or Adjusted 1980		2,751.05
Transfers to Tax Title Liens or Foreclosed		5,822.19
Balance December 31, 1980		55,234.46
TAX TITLE LIENS OUTSTANDING		
Balance January 1, 1980		170,668.23
Transfer From Taxes		40,050.87
Redeemed in 1980		34,861.39
Cancelled, Abated or Adjusted (1980)		64,782.47
Transfers to Foreclosed Property		
Balance December 31, 1980		111,075.24
PROPERTY ACQUIRED BY DEED OR FORECLOSURE		
Balance January 1, 1980		143,377.25
Transfers From Taxes or Liens		
Sale for Cash (1980)		10,005.00
Cancelled, Abated or Adjusted (1980)		85,545.00
Balance December 31, 1980		47,827.25

CURRENT FINANCES DECEMBER 31, 1980	
ASSETS	
Cash Dec. 31, 1980	1,707,974.65
Taxes Receivable	625,371.86
Tax Title Liens	111,075.24
Foreclosed Property	47,827.25
Emergencies & Other Deferred Charges	180,000.00
State and Federal Aid Receivable	24,054.26
Other Receivables	94,793.48
Total	2,791,096.74
LIABILITIES, RESERVES, AND SURPLUS	
Cash Liabilities	677,555.72
Reserves for Receivables	879,067.83
Surplus Dec. 31, 1980	1,234,473.19
Total	2,791,096.74

0715

Population 1970 6,695
Population 1980 5,832
S & P Rating
Moody Rating A-1

General Tax Rate Per $100. 5.88
State Equalized Tax Rate 2.93

NORTH CALDWELL BOROUGH — ESSEX CO.

Form of Government:
Borough Council
Number of Members on Governing Body 6

PER CAPITA:		PER CENT:	
Gross Debt	712.15	Gross Debt	2.67
Net Debt	347.77	Net Debt	1.30
Debt Service	26.94	Tax Levy Collected	98.11
Total Tax Levy	930.07	Tax Levy Cancelled, Abated or Adjusted	
Municipal Expenditures	284.87		

EXPENDITURES		REVENUES-REALIZED	
GENERAL GOVERNMENT			
Governing Body & Public Boards			
Municipal Clerk		1980 Property Taxes Collected	5,325,462.82
Financial Administration	12,200.00	1980 Payments in Lieu of Taxes	
Assessment of Taxes	8,875.00	Delinquent Tax & Lien Collections	80,734.89
Collection of Taxes	14,700.00	Business Personalty Replacement Taxes	26,801.92
Planning, Housing & Development	8,250.00	Taxes from Public Utilities	257,279.00
Human Resources		Other Miscellaneous Tax Revenues	
Elections	820.00	State Aid Revenues	45,774.21
General Administration (other)	178,705.00	Federal Aid Revenues	
JUDICIARY		State and Local Fiscal Assistance Act Utilized	28,952.95
Municipal Courts	25,450.00	Sale of Acquired Property	
PUBLIC SAFETY		Other Miscellaneous Revenues	366,138.14
Fire Protection	19,500.00	Total	6,131,143.93
Police Protection	401,300.00	Prior Years Surplus Appropriated	212,750.00
Civil Defense & Disaster Control		REVENUES TOTAL	6,343,893.93
Environmental Inspection & Control	10,100.00	Reserve For Uncollected Taxes	214,926.57
Other Public Safety		CAPITAL OUTLAY TOTAL	946,280.62
PUBLIC WORKS			
Streets and Drainage	129,600.00	Public Enterprises	503,174.92
Sewers and Sewage Processing	76,200.00	Recreation—Culture	
Garbage and Trash Disposal	198,322.00	Public Works	71,934.71
Public Buildings and Grounds	15,700.00	Buildings and Grounds	371,170.99
Other Public Works		Library and Education	
HEALTH and WELFARE		Conservation	
Health Services Except Environmental	16,750.00	All Other	
Welfare-Public Assistance	900.00		
Hospitals, Clinics, First Aid			
Animal, Insect, & Rodent Control			
Other Welfare Services			
RECREATION and CONSERVATION			
Beaches and Boardwalks			
Parks, Playgrounds, Shade Trees	20,200.00		
Land Reclamation & Conservation			
Other Recreational Services	1,632.00		
EDUCATION (excluding schools)			
Libraries			
Other Educational Services			
STATUTORY EXPENDITURES			
Pensions & F. I. C. A.	68,800.00		
Employee Fringe Benefits	28,600.00		
Other Statutory Expenditures	2,000.00		
CETA And Other Public Employment Programs			
MUNICIPAL FUNCTIONS TOTAL	1,238,604.00		
CAPITAL IMPROVEMENTS *MEMO*	15,000.00		
DEBT SERVICE			
Principal Payments	77,100.00		
Interest Payments	80,021.64		
DEFERRED CHARGES	50,727.34		
SCHOOL, COUNTY, SPECIAL DISTRICT TAXES	4,568,844.73		
RESERVE FOR UNCOLLECTED TAXES	214,926.57		
EXPENDITURES TOTAL	6,230,224.28		

CAPITAL DEBT AUTHORIZED, DECEMBER 31, 1980

ISSUED AND UNISSUED	GROSS DEBT	NET DEBT
School	1,157,322	
Self-liquidating	786,300	
Other	2,209,650	2,028,221
Total	4,153,272	2,028,221

ISSUED AND OUTSTANDING	
School	1,157,322.58
Self-Liquidating	760,000.00
Other	2,199,800.00
Total	4,117,122.58
EQUALIZED VALUATION BASIS FOR NET DEBT COMPUTATION	155,441,245

REAL PROPERTY VALUATIONS

Code	Class	# of Parcels	% VAL'N	ASSESSED VALUATION
1	Vacant Land	157	3.05	2,784,600.00
2	Residential	1556	92.70	84,628,000.00
3	Farm	5	.05	48,100.00
4a	Commercial	20	3.66	3,345,400.00
4b	Industrial	9	.53	484,500.00
4c	Apartments			
Total		1747		91,290,600.00

Land Area 2.90 Sq. Miles

Net Valuation Taxable-Municipal	91,642,500
Net Valuation Taxable-County	156,673,586
State Equalized Valuation	183,079,282
State Equalization Ratio	49.96

1980 PROPERTY TAX

STATE EQUALIZED TAX RATE		
Local District School Taxes	.70	1,290,986.50
Regional & Consolidated School Tax	.68	1,241,970.45
School Taxes in Municipal Budget		
County Taxes	1.11	2,035,887.78
County Library Taxes		
Local Municipal Purpose Taxes	.44	815,884.40
Veteran & Senior Citizen Taxes		26,670.00
Total Taxes for Rate Computation	2.93	5,411,399.13
Special District Taxes		
Bank Corp. Taxes		
Added and Omitted Taxes		39,454.80
Total Taxes Levied - ABSTRACT		5,424,183.93
Total Taxes Billed		5,428,033.80
1980 TAXES COLLECTED		5,325,462.82
1980 Taxes Cancelled, Abated or Adjusted		
Transfer to Tax Title Liens or Foreclosed		564.48
Balance Outstanding Dec. 31, 1980		102,006.50

PRIOR YEARS TAXES OUTSTANDING

Balance January 1, 1980	80,790.19
Collected in 1980	80,734.89
Cancelled, Abated or Adjusted 1980	
Transfers to Tax Title Liens or Foreclosed	55.30
Balance December 31, 1980	

TAX TITLE LIENS OUTSTANDING

Balance January 1, 1980	1,452.94
Transfer From Taxes	564.48
Redeemed in 1980	
Cancelled, Abated or Adjusted (1980)	
Transfers to Foreclosed Property	
Balance December 31, 1980	2,017.42

PROPERTY ACQUIRED BY DEED OR FORECLOSURE

Balance January 1, 1980	60,250.00
Transfers From Taxes or Liens	
Sale for Cash (1980)	
Cancelled, Abated or Adjusted (1980)	
Balance December 31, 1980	60,250.00

CURRENT FINANCES DECEMBER 31, 1980

ASSETS

Cash Dec. 31, 1980	1,710,204.37
Taxes Receivable	102,006.50
Tax Title Liens	2,017.42
Foreclosed Property	60,250.00
Emergencies & Other Deferred Charges	
State and Federal Aid Receivable	
Other Receivables	173,753.28
Total	2,048,231.57

LIABILITIES, RESERVES, AND SURPLUS

Cash Liabilities	1,357,934.55
Reserves for Receivables	338,027.20
Surplus Dec. 31, 1980	352,269.82
Total	2,048,231.57

1606

Population 1970 7,625
Population 1980 8,177
S & P Rating
Moody Rating

General Tax Rate Per $100. 6.29
State Equalized Tax Rate 2.27

NORTH HALEDON BOROUGH — PASSAIC CO.

Form of Government:
Borough Council
Number of Members on Governing Body 6

PER CAPITA:		PER CENT:	
Gross Debt	253.14	Gross Debt	1.25
Net Debt	121.01	Net Debt	.60
Debt Service	8.06	Tax Levy Collected	97.93
Total Tax Levy	514.27	Tax Levy Cancelled, Abated or Adjusted	1.03
Municipal Expenditures	191.42		

EXPENDITURES	
GENERAL GOVERNMENT	
Governing Body & Public Boards	7,500.00
Municipal Clerk	36,800.00
Financial Administration	30,510.00
Assessment of Taxes	10,210.00
Collection of Taxes	15,950.00
Planning, Housing & Development	13,052.50
Human Resources	50.00
Elections	2,000.00
General Administration (other)	150,640.00
JUDICIARY	
Municipal Courts	13,180.00
PUBLIC SAFETY	
Fire Protection	30,014.00
Police Protection	336,700.00
Civil Defense & Disaster Control	1,300.00
Environmental Inspection & Control	13,170.00
Other Public Safety	
PUBLIC WORKS	
Streets and Drainage	206,635.00
Sewers and Sewage Processing	106,360.00
Garbage and Trash Disposal	84,470.00
Public Buildings and Grounds	7,000.00
Other Public Works	30,500.00
HEALTH and WELFARE	
Health Services Except Environmental	13,390.00
Welfare-Public Assistance	1,135.00
Hospitals, Clinics, First Aid	
Animal, Insect, & Rodent Control	
Other Welfare Services	
RECREATION and CONSERVATION	
Beaches and Boardwalks	
Parks, Playgrounds, Shade Trees	
Land Reclamation & Conservation	
Other Recreational Services	23,945.00
EDUCATION (excluding schools)	
Libraries	80,000.00
Other Educational Services	600.00
STATUTORY EXPENDITURES	
Pensions & F. I. C. A.	81,433.00
Employee Fringe Benefits	24,681.00
Other Statutory Expenditures	3,507.50
CETA And Other Public Employment Programs	24,827.00
MUNICIPAL FUNCTIONS TOTAL	1,349,560.00
CAPITAL IMPROVEMENTS *MEMO*	18,000.00
DEBT SERVICE	
Principal Payments	38,120.00
Interest Payments	27,819.06
DEFERRED CHARGES	44,101.00
SCHOOL, COUNTY, SPECIAL DISTRICT TAXES	3,651,072.40
RESERVE FOR UNCOLLECTED TAXES	105,653.34
EXPENDITURES TOTAL	5,216,325.80

REVENUES-REALIZED		
1980 Property Taxes Collected		4,114,343.97
1980 Payments in Lieu of Taxes		
Delinquent Tax & Lien Collections		63,704.40
Business Personalty Replacement Taxes		40,457.80
Taxes from Public Utilities		280,057.00
Other Miscellaneous Tax Revenues		
State Aid Revenues		74,871.74
Federal Aid Revenues		6,592.52
State and Local Fiscal Assistance Act Utilized		49,744.00
Sale of Acquired Property		
Other Miscellaneous Revenues		280,448.03
	Total	4,910,219.46
Prior Years Surplus Appropriated		270,000.00
REVENUES	TOTAL	5,180,219.46
Reserve For Uncollected Taxes		105,653.34
CAPITAL OUTLAY	TOTAL	390,595.26
Public Enterprises		
Recreation—Culture		1,800.00
Public Works		127,774.41
Buildings and Grounds		260,870.85
Library and Education		150.00
Conservation		
All Other		

CAPITAL DEBT AUTHORIZED, DECEMBER 31, 1980

ISSUED AND UNISSUED	GROSS DEBT	NET DEBT
School	1,080,432	
Self-liquidating		
Other	989,460	989,460
Total	2,069,892	989,460

ISSUED AND OUTSTANDING	
School	1,080,432.03
Self-Liquidating	
Other	758,140.00
Total	1,838,572.03
EQUALIZED VALUATION BASIS FOR NET DEBT COMPUTATION	165,273,647

REAL PROPERTY VALUATIONS

Code	Class	# of Parcels	% VAL'N	ASSESSED VALUATION
1	Vacant Land	126	3.12	2,062,400.00
2	Residential	2224	90.58	59,887,500.00
3	Farm	12	.44	294,800.00
4a	Commercial	44	4.62	3,053,100.00
4b	Industrial	8	1.23	816,400.00
4c	Apartments			
Total		2414		66,114,200.00

Land Area 3.50 Sq. Miles

Net Valuation Taxable-Municipal	66,405,516
Net Valuation Taxable-County	167,784,947
State Equalized Valuation	182,876,790
State Equalization Ratio	36.21

1980 PROPERTY TAX		
STATE EQUALIZED TAX RATE		
Local District School Taxes	.73	1,334,023.00
Regional & Consolidated School Tax	.68	1,250,329.41
School Taxes in Municipal Budget		
County Taxes	.58	1,066,719.99
County Library Taxes		
Local Municipal Purpose Taxes	.29	525,480.80
Veteran & Senior Citizen Taxes		76,150.00
Total Taxes for Rate Computation	2.28	4,252,703.20
Special District Taxes		
Bank Corp. Taxes		4,009.07
Added and Omitted Taxes		24,614.91
Total Taxes Levied - ABSTRACT		4,205,177.08
Total Taxes Billed		4,201,521.77
1980 TAXES COLLECTED		4,114,343.97
1980 Taxes Cancelled, Abated or Adjusted		43,286.02
Transfer to Tax Title Liens or Foreclosed		25.16
Balance Outstanding Dec. 31, 1980		43,866.62
PRIOR YEARS TAXES OUTSTANDING		
Balance January 1, 1980		95,850.21
Collected in 1980		63,704.40
Cancelled, Abated or Adjusted 1980		32,145.81
Transfers to Tax Title Liens or Foreclosed		
Balance December 31, 1980		
TAX TITLE LIENS OUTSTANDING		
Balance January 1, 1980		288.78
Transfer From Taxes		25.16
Redeemed in 1980		
Cancelled, Abated or Adjusted (1980)		
Transfers to Foreclosed Property		
Balance December 31, 1980		313.94
PROPERTY ACQUIRED BY DEED OR FORECLOSURE		
Balance January 1, 1980		43,900.00
Transfers From Taxes or Liens		
Sale for Cash (1980)		
Cancelled, Abated or Adjusted (1980)		
Balance December 31, 1980		43,900.00

CURRENT FINANCES DECEMBER 31, 1980	
ASSETS	
Cash Dec. 31, 1980	180,781.26
Taxes Receivable	43,866.62
Tax Title Liens	313.94
Foreclosed Property	43,900.00
Emergencies & Other Deferred Charges	113,523.00
State and Federal Aid Receivable	
Other Receivables	68,981.29
Total	451,366.11
LIABILITIES, RESERVES, AND SURPLUS	
Cash Liabilities	198,627.87
Reserves for Receivables	95,061.85
Surplus Dec. 31, 1980	157,676.39
Total	451,366.11

0326

Population 1970 9,870
Population 1980 9,050
S & P Rating
Moody Rating

General Tax Rate Per $100. 2.40
State Equalized Tax Rate 1.87

NORTH HANOVER TOWNSHIP — BURLINGTON COUNTY

Form of Government: Township Committee
Number of Members on Governing Body 5

PER CAPITA:

Gross Debt	40.84
Net Debt	29.61
Debt Service	2.76
Total Tax Levy	96.67
Municipal Expenditures	97.39

PER CENT:

Gross Debt	.93
Net Debt	.68
Tax Levy Collected	93.73
Tax Levy Cancelled, Abated or Adjusted	.20

EXPENDITURES

GENERAL GOVERNMENT	
Governing Body & Public Boards	
Municipal Clerk	
Financial Administration	15,610.00
Assessment of Taxes	6,800.00
Collection of Taxes	7,492.00
Planning, Housing & Development	8,905.00
Human Resources	
Elections	
General Administration (other)	116,900.00
JUDICIARY	
Municipal Courts	29,500.00
PUBLIC SAFETY	
Fire Protection	16,100.00
Police Protection	95,500.00
Civil Defense & Disaster Control	4,370.00
Environmental Inspection & Control	12,550.00
Other Public Safety	
PUBLIC WORKS	
Streets and Drainage	211,401.55
Sewers and Sewage Processing	1,200.00
Garbage and Trash Disposal	44,480.00
Public Buildings and Grounds	59,500.00
Other Public Works	3,500.00
HEALTH and WELFARE	
Health Services Except Environmental	2,250.00
Welfare-Public Assistance	4,330.00
Hospitals, Clinics, First Aid	
Animal, Insect, & Rodent Control	500.00
Other Welfare Services	
RECREATION and CONSERVATION	
Beaches and Boardwalks	
Parks, Playgrounds, Shade Trees	16,300.00
Land Reclamation & Conservation	
Other Recreational Services	18,000.00
EDUCATION (excluding schools)	
Libraries	100.00
Other Educational Services	40,000.00
STATUTORY EXPENDITURES	
Pensions & F. I. C. A.	19,300.00
Employee Fringe Benefits	
Other Statutory Expenditures	3,200.00
CETA And Other Public Employment Programs	29,290.94
MUNICIPAL FUNCTIONS TOTAL	767,079.49
CAPITAL IMPROVEMENTS *MEMO*	40,000.00
DEBT SERVICE	
Principal Payments	25,000.00
Interest Payments	
DEFERRED CHARGES	11,289.65
SCHOOL, COUNTY, SPECIAL DISTRICT TAXES	842,740.92
RESERVE FOR UNCOLLECTED TAXES	77,975.12
EXPENDITURES TOTAL	1,724,085.18

REVENUES-REALIZED

1980 Property Taxes Collected	817,712.44
1980 Payments in Lieu of Taxes	
Delinquent Tax & Lien Collections	36,658.48
Business Personalty Replacement Taxes	21,775.72
Taxes from Public Utilities	390,753.00
Other Miscellaneous Tax Revenues	49,000.00
State Aid Revenues	59,021.10
Federal Aid Revenues	29,207.49
State and Local Fiscal Assistance Act Utilized	66,257.11
Sale of Acquired Property	
Other Miscellaneous Revenues	224,497.34
Total	1,694,882.68
Prior Years Surplus Appropriated	259,461.90
REVENUES TOTAL	1,954,344.58
Reserve For Uncollected Taxes	77,975.12

CAPITAL OUTLAY TOTAL

Public Enterprises	
Recreation—Culture	
Public Works	
Buildings and Grounds	
Library and Education	
Conservation	
All Other	

CAPITAL DEBT AUTHORIZED, DECEMBER 31, 1980

ISSUED AND UNISSUED	GROSS DEBT	NET DEBT
School	101,645	
Self-liquidating		
Other	268,000	268,000
Total	369,645	268,000

ISSUED AND OUTSTANDING	
School	101,645.64
Self-Liquidating	
Other	45,000.00
Total	146,645.64
EQUALIZED VALUATION BASIS FOR NET DEBT COMPUTATION	39,667,426

REAL PROPERTY VALUATIONS

Code	Class	# of Parcels	% VAL'N	ASSESSED VALUATION
1	Vacant Land	145	5.37	1,852,900.00
2	Residential	505	55.49	19,155,050.00
3	Farm	225	14.14	4,882,840.00
4a	Commercial	59	20.51	7,082,200.00
4b	Industrial			
4c	Apartments	9	4.49	1,549,830.00
Total		943		34,522,820.00

Land Area 17.38 Sq. Miles

Net Valuation Taxable-Municipal	35,125,087
Net Valuation Taxable-County	44,052,461
State Equalized Valuation	44,873,644
State Equalization Ratio	77.98

1980 PROPERTY TAX

STATE EQUALIZED TAX RATE		
Local District School Taxes	.57	255,263.00
Regional & Consolidated School Tax	.67	303,403.90
School Taxes in Municipal Budget		
County Taxes	.60	269,391.28
County Library Taxes	.03	14,682.74
Local Municipal Purpose Taxes		
Veteran & Senior Citizen Taxes		13,930.00
Total Taxes for Rate Computation	1.87	856,670.92
Special District Taxes		
Bank Corp. Taxes		1,300.34
Added and Omitted Taxes		30,796.17
Total Taxes Levied - ABSTRACT		874,837.43
Total Taxes Billed		872,404.49
1980 TAXES COLLECTED		817,712.44
1980 Taxes Cancelled, Abated or Adjusted		1,759.56
Transfer to Tax Title Liens or Foreclosed		169.20
Balance Outstanding Dec. 31, 1980		52,763.29

PRIOR YEARS TAXES OUTSTANDING

Balance January 1, 1980	36,658.48
Collected in 1980	36,658.48
Cancelled, Abated or Adjusted 1980	
Transfers to Tax Title Liens or Foreclosed	
Balance December 31, 1980	

TAX TITLE LIENS OUTSTANDING

Balance January 1, 1980	456.74
Transfer From Taxes	245.15
Redeemed in 1980	
Cancelled, Abated or Adjusted (1980)	
Transfers to Foreclosed Property	129.21
Balance December 31, 1980	572.68

PROPERTY ACQUIRED BY DEED OR FORECLOSURE

Balance January 1, 1980	720.79
Transfers From Taxes or Liens	129.21
Sale for Cash (1980)	
Cancelled, Abated or Adjusted (1980)	
Balance December 31, 1980	850.00

CURRENT FINANCES DECEMBER 31, 1980

ASSETS	
Cash Dec. 31, 1980	900,084.13
Taxes Receivable	52,763.29
Tax Title Liens	572.68
Foreclosed Property	850.00
Emergencies & Other Deferred Charges	8,579.44
State and Federal Aid Receivable	50,639.34
Other Receivables	84,885.86
Total	1,098,374.74
LIABILITIES, RESERVES, AND SURPLUS	
Cash Liabilities	280,219.71
Reserves for Receivables	139,071.83
Surplus Dec. 31, 1980	679,083.20
Total	1,098,374.74

1814

Population 1970 21,890
Population 1980 19,108
S & P Roting
Moody Rating A

General Tax Rate Per $100. 3.17
State Equalized Tax Rate 2.80

NORTH PLAINFIELD BOROUGH — SOMERSET COUNTY

Form of Government:
Mayor-Council Plan E (OMCL50)
Number of Members on Governing Body 7

PER CAPITA:		PER CENT:	
Gross Debt	301.80	Gross Debt	2.10
Net Debt	195.89	Net Debt	1.37
Debt Service	11.66	Tax Levy Collected	97.89
Total Tax Levy	449.38	Tax Levy Cancelled, Abated or Adjusted	.04
Municipal Expenditures	229.79		

EXPENDITURES		REVENUES-REALIZED	
GENERAL GOVERNMENT			
Governing Body & Public Boards			
Municipal Clerk		1980 Property Taxes Collected	8,410,520.14
Financial Administration	55,389.85	1980 Payments in Lieu of Taxes	
Assessment of Taxes	12,700.00	Delinquent Tax & Lien Collections	149,315.21
Collection of Taxes		Business Personalty Replacement Taxes	142,670.68
Planning, Housing & Development	9,300.00	Taxes from Public Utilities	617,456.00
Human Resources	1,000.00	Other Miscellaneous Tax Revenues	
Elections		State Aid Revenues	283,215.72
General Administration (other)	485,855.00	Federal Aid Revenues	35,685.04
JUDICIARY		State and Local Fiscal Assistance Act Utilized	150,000.00
Municipal Courts	48,144.08	Sale of Acquired Property	
PUBLIC SAFETY		Other Miscellaneous Revenues	682,219.59
Fire Protection	659,065.00	Total	10,471,082.38
Police Protection	1,111,791.00	Prior Years Surplus Appropriated	321,000.00
Civil Defense & Disaster Control	1,500.00	REVENUES TOTAL	10,792,082.38
Environmental Inspection & Control	6,000.00	Reserve For Uncollected Taxes	280,000.00
Other Public Safety		CAPITAL OUTLAY TOTAL	657,643.94
PUBLIC WORKS			
Streets and Drainage	492,626.54	Public Enterprises	
Sewers and Sewage Processing	383,798.49	Recreation—Culture	7,061.00
Garbage and Trash Disposal		Public Works	540,207.06
Public Buildings and Grounds	38,200.00	Buildings and Grounds	110,575.88
Other Public Works		Library and Education	
HEALTH and WELFARE		Conservation	
Health Services Except Environmental	40,260.00	All Other	
Welfare-Public Assistance	18,790.47	CAPITAL DEBT AUTHORIZED, DECEMBER 31, 1980	
Hospitals, Clinics, First Aid	8,500.00	ISSUED AND UNISSUED — GROSS DEBT / NET DEBT	
Animal, Insect, & Rodent Control		School	2,011,000
Other Welfare Services		Self-liquidating	
RECREATION and CONSERVATION		Other	3,755,836 / 3,743,057
Beaches and Boardwalks		Total	5,766,836 / 3,743,057
Parks, Playgrounds, Shade Trees			
Land Reclamation & Conservation		ISSUED AND OUTSTANDING	
Other Recreational Services	45,580.00	School	912,000.00
EDUCATION (excluding schools)		Self-Liquidating	
Libraries	31,226.96	Other	2,680,748.00
Other Educational Services		Total	3,592,748.00
STATUTORY EXPENDITURES		EQUALIZED VALUATION BASIS FOR NET DEBT COMPUTATION	274,153,403
Pensions & F. I. C. A.	352,678.61		
Employee Fringe Benefits			
Other Statutory Expenditures	10,000.00		
CETA And Other Public Employment Programs	40,058.00		
MUNICIPAL FUNCTIONS TOTAL	3,852,464.00		
CAPITAL IMPROVEMENTS *MEMO*	40,800.00		
DEBT SERVICE			
Principal Payments	90,000.00		
Interest Payments	132,752.50		
DEFERRED CHARGES	35,706.22		
SCHOOL, COUNTY, SPECIAL DISTRICT TAXES	6,407,658.90		
RESERVE FOR UNCOLLECTED TAXES	280,000.00		
EXPENDITURES TOTAL	10,798,581.62		

REAL PROPERTY VALUATIONS

Code	Class	# of Parcels	% VAL'N	ASSESSED VALUATION
1	Vacant Land	137	.53	1,420,100.00
2	Residential	4355	74.78	201,067,250.00
3	Farm			
4a	Commercial	220	12.24	32,912,700.00
4b	Industrial	4	.24	632,600.00
4c	Apartments	26	12.21	32,834,200.00
Total		4742		268,866,850.00

Land Area 2.70 Sq. Miles

Net Valuation Taxable-Municipal	270,729,853
Net Valuation Taxable-County	281,293,713
State Equalized Valuation	305,770,373
State Equalization Ratio	88.47

1980 PROPERTY TAX		
STATE EQUALIZED TAX RATE →		
Local District School Taxes	1.62	4,951,727.50
Regional & Consolidated School Tax		
School Taxes in Municipal Budget		
County Taxes	.45	1,372,811.32
County Library Taxes	.03	83,120.08
Local Municipal Purpose Taxes	.70	2,150,391.84
Veteran & Senior Citizen Taxes		137,520.00
Total Taxes for Rate Computation	2.80	8,695,570.74
Special District Taxes		
Bank Corp. Taxes		18,853.08
Added and Omitted Taxes		9,823.32
Total Taxes Levied - ABSTRACT		8,586,727.14
Total Taxes Billed		8,591,959.67
1980 TAXES COLLECTED		8,410,520.14
1980 Taxes Cancelled, Abated or Adjusted		3,423.60
Transfer to Tax Title Liens or Foreclosed		22,590.14
Balance Outstanding Dec. 31, 1980		155,425.79
PRIOR YEARS TAXES OUTSTANDING		
Balance January 1, 1980		124,798.36
Collected in 1980		123,537.36
Cancelled, Abated or Adjusted 1980		
Transfers to Tax Title Liens or Foreclosed		1,261.00
Balance December 31, 1980		
TAX TITLE LIENS OUTSTANDING		
Balance January 1, 1980		93,656.00
Transfer From Taxes		24,038.73
Redeemed in 1980		25,777.85
Cancelled, Abated or Adjusted (1980)		
Transfers to Foreclosed Property		
Balance December 31, 1980		91,916.88
PROPERTY ACQUIRED BY DEED OR FORECLOSURE		
Balance January 1, 1980		10,066.66
Transfers From Taxes or Liens		
Sale for Cash (1980)		
Cancelled, Abated or Adjusted (1980)		
Balance December 31, 1980		10,066.66

CURRENT FINANCES DECEMBER 31, 1980	
ASSETS	
Cash Dec. 31, 1980	973,608.50
Taxes Receivable	155,425.79
Tax Title Liens	91,916.88
Foreclosed Property	10,066.66
Emergencies & Other Deferred Charges	40,000.00
State and Federal Aid Receivable	
Other Receivables	5,758.55
Total	1,276,776.38
LIABILITIES, RESERVES, AND SURPLUS	
Cash Liabilities	310,275.19
Reserves for Receivables	263,167.88
Surplus Dec. 31, 1980	703,333.31
Total	1,276,776.38

1980/3000

0507

Population 1970 3,920
Population 1980 4,714
S & P Roting
Moody Rating BAA-1

General Tax Rate Per $100. 2.82
State Equalized Tax Rate 1.81

NORTH WILDWOOD CITY – CAPE MAY CO.

Form of Government:
City Charter Act (P.L. 1899, c.52)
Number of Members on Governing Body 7

PER CAPITA:		PER CENT:	
Gross Debt	1,016.49	Gross Debt	2.02
Net Debt	1,014.94	Net Debt	2.01
Debt Service	90.65	Tax Levy Collected	88.85
Total Tax Levy	1,061.66	Tax Levy Cancelled, Abated or Adjusted	
Municipal Expenditures	928.11		

EXPENDITURES	
GENERAL GOVERNMENT	
Governing Body & Public Boards	
Municipol Clerk	
Financial Administration	66,105.65
Assessment of Taxes	25,009.02
Collection of Taxes	51,750.72
Planning, Housing & Development	11,692.20
Human Resources	
Elections	1,000.00
General Administration (other)	631,601.69
JUDICIARY	
Municipal Courts	57,780.00
PUBLIC SAFETY	
Fire Protection	231,226.00
Police Protection	752,344.00
Civil Defense & Disaster Control	7,005.07
Environmental Inspection & Control	69,914.65
Other Public Safety	
PUBLIC WORKS	
Streets and Drainage	482,900.00
Sewers and Sewage Processing	133,149.13
Garbage and Trash Disposal	199,700.00
Public Buildings and Grounds	66,673.93
Other Public Works	
HEALTH and WELFARE	
Health Services Except Environmental	15,347.94
Welfare-Public Assistance	2,000.00
Hospitals, Clinics, First Aid	
Animal, Insect, & Rodent Control	2,858.00
Other Welfare Services	
RECREATION and CONSERVATION	
Beaches and Boardwalks	164,500.00
Parks, Playgrounds, Shade Trees	
Land Reclamation & Conservation	
Other Recreational Services	49,035.00
EDUCATION (excluding schools)	
Libraries	
Other Educational Services	
STATUTORY EXPENDITURES	
Pensions & F. I. C. A.	214,962.15
Employee Fringe Benefits	87,500.00
Other Statutory Expenditures	14,900.00
CETA And Other Public Employment Programs	
MUNICIPAL FUNCTIONS TOTAL	3,338,955.15
CAPITAL IMPROVEMENTS *MEMO*	15,000.00
DEBT SERVICE	
Principal Payments	210,000.00
Interest Payments	217,322.50
DEFERRED CHARGES	48,492.99
SCHOOL, COUNTY, SPECIAL DISTRICT TAXES	2,423,260.97
RESERVE FOR UNCOLLECTED TAXES	560,322.47
EXPENDITURES TOTAL	6,798,354.08

REVENUES-REALIZED	
1980 Property Taxes Collected	4,443,732.98
1980 Payments in Lieu of Taxes	
Delinquent Tax & Lien Collections	346,137.51
Business Personalty Replacement Taxes	98,178.96
Taxes from Public Utilities	243,001.00
Other Miscellaneous Tax Revenues	
State Aid Revenues	29,238.80
Federal Aid Revenues	
State and Local Fiscal Assistance Act Utilized	130,000.00
Sale of Acquired Property	
Other Miscellaneous Revenues	574,988.83
Total	5,865,278.08
Prior Years Surplus Appropriated	520,000.00
REVENUES TOTAL	6,385,278.08
Reserve For Uncollected Taxes	560,322.47
CAPITAL OUTLAY TOTAL	675,547.96
Public Enterprises	
Recreation—Culture	222,744.73
Public Works	373,526.73
Buildings and Grounds	79,276.50
Library and Education	
Conservation	
All Other	

CAPITAL DEBT AUTHORIZED, DECEMBER 31, 1980

ISSUED AND UNISSUED	GROSS DEBT	NET DEBT
School		
Self-liquidating		
Other	4,791,714	4,784,414
Total	4,791,714	4,784,414

ISSUED AND OUTSTANDING	
School	
Self-Liquidating	
Other	4,620,000.00
Total	4,620,000.00
EQUALIZED VALUATION BASIS FOR NET DEBT COMPUTATION	237,696,692

REAL PROPERTY VALUATIONS

Code	Class	# of Parcels	% VAL'N	ASSESSED VALUATION
1	Vacant Land	351	3.43	5,991,353.00
2	Residential	3235	55.91	97,758,477.00
3	Farm			
4a	Commercial	237	19.81	34,640,350.00
4b	Industrial	3	.31	539,700.00
4c	Apartments	219	20.54	35,922,200.00
Total		4045		174,852,080.00

Land Area 1.70 Sq. Miles

Net Valuation Taxable-Municipal	175,508,701
Net Valuation Taxable-County	251,118,702
State Equalized Valuation	272,799,936
State Equalization Ratio	64.25

1980 PROPERTY TAX		
STATE EQUALIZED TAX RATE		
Local District School Taxes	.46	1,253,891.00
Regional & Consolidated School Tax		
School Taxes in Municipal Budget		
County Taxes	.41	1,106,697.61
County Library Taxes	.02	62,672.36
Local Municipal Purpose Taxes	.93	2,530,072.20
Veteran & Senior Citizen Taxes		78,800.00
Total Taxes for Rate Computation	1.82	5,032,133.17
Special District Taxes		
Bank Corp. Taxes		2,788.92
Added and Omitted Taxes		48,531.42
Total Taxes Levied - ABSTRACT		5,004,653.51
Total Taxes Billed		5,001,386.96
1980 TAXES COLLECTED		4,443,732.98
1980 Taxes Cancelled, Abated or Adjusted		230.00
Transfer to Tax Title Liens or Foreclosed		161,198.39
Balance Outstanding Dec. 31, 1980		396,225.59
PRIOR YEARS TAXES OUTSTANDING		
Balance January 1, 1980		481,220.57
Collected in 1980		335,384.04
Cancelled, Abated or Adjusted 1980		
Transfers to Tax Title Liens or Foreclosed		141,364.22
Balance December 31, 1980		4,472.31
TAX TITLE LIENS OUTSTANDING		
Balance January 1, 1980		17,050.47
Transfer From Taxes		335,960.48
Redeemed in 1980		10,753.47
Cancelled, Abated or Adjusted (1980)		
Transfers to Foreclosed Property		
Balance December 31, 1980		342,257.48
PROPERTY ACQUIRED BY DEED OR FORECLOSURE		
Balance January 1, 1980		36,395.50
Transfers From Taxes or Liens		
Sale for Cash (1980)		
Cancelled, Abated or Adjusted (1980)		
Balance December 31, 1980		36,395.50

CURRENT FINANCES DECEMBER 31, 1980 ASSETS	
Cash Dec. 31, 1980	780,649.50
Taxes Receivable	400,697.90
Tax Title Liens	342,257.48
Foreclosed Property	36,395.50
Emergencies & Other Deferred Charges	54,600.00
State and Federal Aid Receivable	
Other Receivables	
Total	1,614,600.38
LIABILITIES, RESERVES, AND SURPLUS	
Cash Liabilities	445,624.85
Reserves for Receivables	779,350.88
Surplus Dec. 31, 1980	389,624.65
Total	1,614,600.38

1980/3000

0118

Papulation 1970 8,900
Papulation 1980 7,795
S & P Rating
Moody Rating

General Tax Rate Per $100. 3.19
State Equalized Tax Rate 2.54

NORTHFIELD CITY — ATLANTIC COUNTY

Form of Government:
City Charter Act (P.L. 1897 c.30)
Number of Members on Governing Body 7

PER CAPITA:		PER CENT:	
Gross Debt	542.97	Gross Debt	2.86
Net Debt	480.05	Net Debt	2.53
Debt Service	57.72	Tax Levy Collected	97.62
Total Tax Levy	605.01	Tax Levy Cancelled, Abated ar Adjusted	
Municipal Expenditures	361.32		

EXPENDITURES	
GENERAL GOVERNMENT	
Gaverning Body & Public Baards	
Municipal Clerk	
Financial Administration	25,625.00
Assessment af Taxes	12,815.00
Collection of Taxes	28,974.00
Planning, Housing & Development	8,175.00
Human Resources	1,000.00
Elections	2,856.00
General Administration (other)	189,328.00
JUDICIARY	
Municipal Caurts	25,944.00
PUBLIC SAFETY	
Fire Protection	194,408.00
Police Pratectian	496,223.00
Civil Defense & Disaster Cantrol	14,800.00
Environmental Inspection & Control	16,770.00
Other Public Safety	
PUBLIC WORKS	
Streets and Drainage	302,851.00
Sewers and Sewage Processing	472,989.50
Garbage and Trash Disposal	22,400.00
Public Buildings and Grounds	78,841.00
Other Public Warks	
HEALTH and WELFARE	
Health Services Except Environmental	2,950.00
Welfare-Public Assistance	1,785.00
Hospitals, Clinics, First Aid	
Animal, Insect, & Rodent Control	
Other Welfare Services	
RECREATION and CONSERVATION	
Beaches and Boardwalks	
Parks, Playgrounds, Shade Trees	55,096.00
Land Reclamation & Conservation	
Other Recreational Services	4,500.00
EDUCATION (excluding schools)	
Libraries	18,094.00
Other Educational Services	
STATUTORY EXPENDITURES	
Pensions & F. I. C. A.	122,827.00
Employee Fringe Benefits	47,232.00
Other Statutory Expenditures	6,000.00
CETA And Other Public Employment Programs	16,318.33
MUNICIPAL FUNCTIONS TOTAL	2,168,801.83
CAPITAL IMPROVEMENTS *MEMO*	6,000.00
DEBT SERVICE	
Principal Payments	192,000.00
Interest Payments	257,932.50
TYPE I SCHL DEBT *MEMO	69,460.00
DEFERRED CHARGES	20,838.03
SCHOOL, COUNTY, SPECIAL DISTRICT TAXES	3,410,376.74
RESERVE FOR UNCOLLECTED TAXES	176,939.67
EXPENDITURES TOTAL	6,226,888.77

REVENUES-REALIZED		
1980 Praperty Taxes Collected		4,592,125.08
1980 Payments in Lieu of Taxes		
Delinquent Tax & Lien Collections		106,331.50
Business Personalty Replacement Taxes		93,912.60
Taxes fram Public Utilities		299,560.00
Other Miscellaneous Tax Revenues		
State Aid Revenues		167,846.43
Federal Aid Revenues		13,749.64
State and Local Fiscal Assistance Act Utilized		60,838.00
Sale af Acquired Property		
Other Miscellaneaus Revenues		583,726.53
	Total	5,918,089.78
Prior Years Surplus Appropriated		250,000.00
REVENUES	TOTAL	6,168,089.78
Reserve Far Uncollected Taxes		176,939.67
CAPITAL OUTLAY	TOTAL	23,038.68
Public Enterprises		
Recreation—Culture		
Public Works		23,038.68
Buildings and Grounds		
Library and Education		
Conservatian		
All Other		

CAPITAL DEBT AUTHORIZED, DECEMBER 31, 1980

ISSUED AND UNISSUED	GROSS DEBT	NET DEBT
School	490,413	
Self-liquidating		
Other	3,742,000	3,742,000
Total	4,232,413	3,742,000
ISSUED AND OUTSTANDING		
Schaal		490,413.26
Self-Liquidating		
Other		3,742,000.00
Total		4,232,413.26
EQUALIZED VALUATION BASIS FOR NET DEBT COMPUTATION		147,759,077

REAL PROPERTY VALUATIONS

Code	Class	# of Parcels	% VAL'N	ASSESSED VALUATION
1	Vacant Land	393	5.89	8,519,400.00
2	Residential	2464	70.83	102,506,200.00
3	Farm	9	.09	130,000.00
4a	Commercial	155	23.05	33,362,100.00
4b	Industrial	1	.07	103,600.00
4c	Apartments	2	.07	107,900.00
Total		3024		144,729,200.00

Land Area 3.50 Sq. Miles

Net Valuation Taxable-Municipal	145,589,293
Net Valuation Taxable-County	152,174,901
State Equalized Valuation	182,202,281
State Equalization Ratio	79.81

1980 PROPERTY TAX		
STATE EQUALIZED TAX RATE		
Local District School Taxes	.86	1,568,821.48
Regional & Consalidated School Tax	.48	868,000.58
School Taxes in Municipal Budget	.03	47,081.78
County Taxes	.49	* 898,504.25
County Library Taxes	.02	27,968.65
Local Municipal Purpose Taxes	.67	1,220,759.92
Veteran & Seniar Citizen Taxes		83,110.00
Total Taxes far Rate Computatian	2.55	4,714,246.66
Special District Taxes		
Bank Corp. Taxes		11,770.75
Added and Omitted Taxes		73,123.33
Total Taxes Levied - ABSTRACT		4,716,030.74
Total Taxes Billed		4,704,259.99
1980 TAXES COLLECTED		4,592,125.08
1980 Taxes Cancelled, Abated ar Adjusted		
Transfer ta Tax Title Liens or Foreclosed		
Balance Outstanding Dec. 31, 1980		112,134.91
PRIOR YEARS TAXES OUTSTANDING		
Balance January 1, 1980		119,014.73
Collected in 1980		105,857.79
Cancelled, Abated or Adjusted 1980		
Transfers to Tax Title Liens or Foreclosed		
Balance December 31, 1980		13,156.94
TAX TITLE LIENS OUTSTANDING		
Balance January 1, 1980		4,604.68
Transfer From Taxes		
Redeemed in 1980		473.71
Cancelled, Abated or Adjusted (1980)		
Transfers ta Fareclased Praperty		
Balance December 31, 1980		4,130.97
PROPERTY ACQUIRED BY DEED OR FORECLOSURE		
Balance January 1, 1980		19,233.50
Transfers From Taxes or Liens		
Sale far Cash (1980)		
Cancelled, Abated ar Adjusted (1980)		
Balance December 31, 1980		19,233.50

CURRENT FINANCES DECEMBER 31, 1980

ASSETS	
Cash Dec. 31, 1980	587,901.95
Taxes Receivable	125,291.85
Tax Title Liens	4,130.97
Foreclosed Praperty	19,233.50
Emergencies & Other Deferred Charges	9,197.59
State and Federal Aid Receivable	
Other Receivables	692.08
Total	746,447.94
LIABILITIES, RESERVES, AND SURPLUS	
Cash Liabilities	407,426.49
Reserves for Receivables	149,348.40
Surplus Dec. 31, 1980	189,673.05
Total	746,447.94

1980/3000

* ABOVE DEBT SERVICE INCLUDES TYPE I SCHOOL DEBT

*Includes County Health Service Taxes or County Vocational School Taxes. See Table 13, pgs. 675, 676.

0240

Population 1970 5,185
Population 1980 5,046
S & P Roting
Moody Rating A

General Tax Rate Per $100. 3.07
Stote Equalized Tax Rate 2.47

NORTHVALE BOROUGH — BERGEN COUNTY

Form of Government:
Borough Council
Number of Members on Governing Body 6

PER CAPITA:		PER CENT:	
Gross Debt	809.35	Gross Debt	2.62
Net Debt	655.27	Net Debt	2.12
Debt Service	79.18	Tax Levy Collected	96.31
Totol Tax Levy	846.98	Tax Levy Cancelled, Abated or Adjusted	1.50
Municipol Expenditures	362.58		

EXPENDITURES	
GENERAL GOVERNMENT	
Governing Body & Public Boards	
Municipal Clerk	
Financial Administration	11,625.00
Assessment of Taxes	9,200.00
Collection of Taxes	7,600.00
Planning, Housing & Development	17,470.00
Humon Resources	
Elections	950.00
General Administration (other)	142,848.53
JUDICIARY	
Municipol Courts	15,500.00
PUBLIC SAFETY	
Fire Protection	71,325.00
Police Protection	361,189.11
Civil Defense & Disaster Control	500.00
Environmental Inspection & Control	13,900.00
Other Public Safety	
PUBLIC WORKS	
Streets ond Drainoge	144,875.00
Sewers ond Sewage Processing	90,255.14
Garboge ond Trash Disposal	152,944.00
Public Buildings and Grounds	35,875.00
Other Public Works	
HEALTH ond WELFARE	
Health Services Except Environmental	20,150.00
Welfare-Public Assistance	1,370.00
Hospitols, Clinics, First Aid	
Animol, Insect, & Rodent Control	
Other Welfore Services	
RECREATION and CONSERVATION	
Beaches ond Boardwolks	
Porks, Ploygrounds, Shode Trees	3,100.00
Lond Reclomotion & Conservotion	
Other Recreotional Services	17,146.00
EDUCATION (excluding schools)	
Librories	35,000.00
Other Educotionol Services	
STATUTORY EXPENDITURES	
Pensions & F. I. C. A.	75,847.71
Employee Fringe Benefits	18,700.00
Other Statutory Expenditures	4,000.00
CETA And Other Public Employment Progroms	11,184.97
MUNICIPAL FUNCTIONS TOTAL	1,262,555.46
CAPITAL IMPROVEMENTS *MEMO*	7,500.00
DEBT SERVICE	
Principal Payments	222,100.00
Interest Payments	177,422.00
DEFERRED CHARGES	15,150.00
SCHOOL, COUNTY, SPECIAL DISTRICT TAXES	3,325,188.03
RESERVE FOR UNCOLLECTED TAXES	152,345.65
EXPENDITURES TOTAL	5,154,761.14

REVENUES-REALIZED		
1980 Property Taxes Collected		4,110,428.39
1980 Poyments in Lieu of Taxes		
Delinquent Tox & Lien Collections		40,647.20
Business Personalty Replacement Taxes		205,392.68
Taxes from Public Utilities		250,377.00
Other Miscellaneous Tox Revenues		
Stote Aid Revenues		40,236.65
Federol Aid Revenues		13,473.86
Stote ond Local Fiscol Assistonce Act Utilized		77,079.11
Sole of Acquired Property		
Other Miscelloneous Revenues		83,608.78
Totol		4,821,243.67
Prior Years Surplus Appropriated		230,000.00
REVENUES TOTAL		5,051,243.67
Reserve For Uncollected Taxes		152,345.65
CAPITAL OUTLAY TOTAL		149,564.13
Public Enterprises		
Recreotion—Culture		16,070.47
Public Works		24,271.81
Buildings ond Grounds		109,221.85
Library ond Education		
Conservation		
All Other		

CAPITAL DEBT AUTHORIZED, DECEMBER 31, 1980

ISSUED AND UNISSUED	GROSS DEBT	NET DEBT
School	776,750	
Self-liquidating		
Other	3,307,207	3,306,503
Total	4,083,957	3,306,503
ISSUED AND OUTSTANDING		
School		707,733.00
Self-Liquidoting		
Other		3,081,200.00
Totol		3,788,933.00
EQUALIZED VALUATION BASIS FOR NET DEBT COMPUTATION		156,040,535

REAL PROPERTY VALUATIONS

Code	Closs	# of Parcels	% VAL'N	ASSESSED VALUATION
1	Vocant Lond	111	2.00	2,726,383.00
2	Residential	1342	51.84	70,812,460.00
3	Form			
4a	Commerciol	73	11.24	15,354,957.00
4b	Industriol	50	34.93	47,717,407.00
4c	Aportments			
Total		1576		136,611,207.00

Land Area 1.30 Sq. Miles

Net Valuation Taxable-Municipal	137,287,661
Net Valuation Taxable-County	164,514,897
State Equalized Valuation	170,212,302
State Equalization Ratio	80.58

1980 PROPERTY TAX		
STATE EQUALIZED TAX RATE		
Local District School Taxes	.87	1,479,406.52
Regional & Consolidoted School Tax	.74	1,254,833.35
School Taxes in Municipal Budget		
County Taxes	.35	590,948.16
County Library Taxes		
Locol Municipal Purpose Taxes	.52	889,519.52
Veteran & Senior Citizen Taxes		38,010.00
Totol Taxes for Rate Computation	2.48	4,252,717.55
Speciol District Taxes		
Bonk Corp. Taxes		6,090.72
Added and Omitted Taxes		53,042.63
Totol Toxes Levied - ABSTRACT		4,273,840.90
Totol Taxes Billed		4,267,773.83
1980 TAXES COLLECTED		4,110,428.39
1980 Taxes Cancelled, Abated or Adjusted		64,113.10
Tronsfer to Tox Title Liens or Foreclosed		1,264.84
Bolonce Outstonding Dec. 31, 1980		91,967.50
PRIOR YEARS TAXES OUTSTANDING		
Bolonce Jonuory 1, 1980		41,356.02
Collected in 1980		36,531.80
Concelled, Abated or Adjusted 1980		
Tronsfers to Tox Title Liens or Foreclosed		
Bolonce December 31, 1980		4,824.22
TAX TITLE LIENS OUTSTANDING		
Bolonce Jonuory 1, 1980		9,904.54
Tronsfer From Toxes		1,264.84
Redeemed in 1980		4,115.40
Concelled, Aboted or Adjusted (1980)		
Tronsfers to Foreclosed Property		
Bolonce December 31, 1980		7,053.98
PROPERTY ACQUIRED BY DEED OR FORECLOSURE		
Bolonce January 1, 1980		1,135.00
Tronsfers From Toxes or Liens		
Sole for Cosh (1980)		
Concelled, Abated or Adjusted (1980)		
Bolonce December 31, 1980		1,135.00

CURRENT FINANCES DECEMBER 31, 1980

ASSETS	
Cosh Dec. 31, 1980	305,710.73
Toxes Receivoble	96,791.72
Tax Title Liens	7,053.98
Foreclosed Property	1,135.00
Emergencies & Other Deferred Charges	25,691.50
Stote and Federal Aid Receivable	1,347.35
Other Receivobles	5,162.17
Total	442,892.45
LIABILITIES, RESERVES, AND SURPLUS	
Cosh Liabilities	175,233.61
Reserves for Receivobles	110,142.87
Surplus Dec. 31, 1980	157,515.97
Total	442,892.45

0241

Population 1970	4,405
Population 1980	4,413
S & P Rating	A
Moody Rating	A

General Tax Rate Per $100. 3.16

State Equalized Tax Rate 2.38

NORWOOD BOROUGH — BERGEN COUNTY

Form of Government:
Borough Council
Number of Members on Governing Body 6

PER CAPITA:		PER CENT:	
Gross Debt	955.12	Gross Debt	3.15
Net Debt	804.75	Net Debt	2.65
Debt Service	89.20	Tax Levy Collected	95.81
Total Tax Levy	837.50	Tax Levy Cancelled, Abated or Adjusted	.02
Municipal Expenditures	394.96		

EXPENDITURES	
GENERAL GOVERNMENT	
Governing Body & Public Boards	
Municipal Clerk	
Financial Administration	4,500.00
Assessment of Taxes	9,720.00
Collection of Taxes	16,750.00
Planning, Housing & Development	6,250.00
Human Resources	
Elections	
General Administration (other)	161,555.23
JUDICIARY	
Municipal Courts	10,040.00
PUBLIC SAFETY	
Fire Protection	51,430.08
Police Protection	385,162.41
Civil Defense & Disaster Control	1,000.00
Environmental Inspection & Control	17,849.00
Other Public Safety	
PUBLIC WORKS	
Streets and Drainage	166,894.00
Sewers and Sewage Processing	5,818.00
Garbage and Trash Disposal	18,000.00
Public Buildings and Grounds	19,600.00
Other Public Works	
HEALTH and WELFARE	
Health Services Except Environmental	15,050.00
Welfare-Public Assistance	1,000.00
Hospitals, Clinics, First Aid	
Animal, Insect, & Rodent Control	
Other Welfare Services	
RECREATION and CONSERVATION	
Beaches and Boardwalks	
Parks, Playgrounds, Shade Trees	
Land Reclamation & Conservation	
Other Recreational Services	20,748.63
EDUCATION (excluding schools)	
Libraries	17,000.00
Other Educational Services	
STATUTORY EXPENDITURES	
Pensions & F. I. C. A.	68,830.86
Employee Fringe Benefits	24,400.00
Other Statutory Expenditures	5,000.00
CETA And Other Public Employment Programs	
MUNICIPAL FUNCTIONS TOTAL	1,026,638.21
CAPITAL IMPROVEMENTS *MEMO*	19,849.71
DEBT SERVICE	
Principal Payments	200,000.00
Interest Payments	193,628.64
DEFERRED CHARGES	6,590.00
SCHOOL, COUNTY, SPECIAL DISTRICT TAXES	2,851,683.02
RESERVE FOR UNCOLLECTED TAXES	316,118.27
EXPENDITURES TOTAL	4,594,658.14

REVENUES-REALIZED		
1980 Property Taxes Collected		3,538,647.52
1980 Payments in Lieu of Taxes		
Delinquent Tax & Lien Collections		276,468.22
Business Personalty Replacement Taxes		61,562.92
Taxes from Public Utilities		344,287.00
Other Miscellaneous Tax Revenues		
State Aid Revenues		34,453.44
Federal Aid Revenues		14,800.00
State and Local Fiscal Assistance Act Utilized		74,546.00
Sale of Acquired Property		35,000.00
Other Miscellaneous Revenues		107,741.91
	Total	4,487,507.01
Prior Years Surplus Appropriated		455,000.00
REVENUES	TOTAL	4,942,507.01
Reserve For Uncollected Taxes		316,118.27
CAPITAL OUTLAY	TOTAL	94,281.34
Public Enterprises		
Recreation—Culture		
Public Works		57,975.92
Buildings and Grounds		36,305.42
Library and Education		
Conservation		
All Other		

CAPITAL DEBT AUTHORIZED, DECEMBER 31, 1980

ISSUED AND UNISSUED	GROSS DEBT	NET DEBT
School	663,596	
Self-liquidating		
Other	3,551,345	3,551,345
Total	4,214,941	3,551,345

ISSUED AND OUTSTANDING	
School	604,420.77
Self-Liquidating	
Other	3,232,625.00
Total	3,837,045.77
EQUALIZED VALUATION BASIS FOR NET DEBT COMPUTATION	133,788,300

REAL PROPERTY VALUATIONS

Code	Class	# of Parcels	% VAL'N	ASSESSED VALUATION
1	Vacant Land	221	4.84	5,543,700.00
2	Residential	1227	70.27	80,557,800.00
3	Farm	3	.25	279,700.00
4a	Commercial	55	6.81	7,804,400.00
4b	Industrial	36	17.84	20,454,100.00
4c	Apartments			
Total		1542		114,639,700.00

Land Area 2.90 Sq. Miles

Net Valuation Taxable-Municipal	115,625,426
Net Valuation Taxable-County	138,107,753
State Equalized Valuation	152,686,368
State Equalization Ratio	75.57

1980 PROPERTY TAX		
STATE EQUALIZED TAX RATE		
Local District School Taxes	.81	1,242,756.00
Regional & Consolidated School Tax	.72	1,107,656.62
School Taxes in Municipal Budget		
County Taxes	.33	501,270.40
County Library Taxes		
Local Municipal Purpose Taxes	.52	800,169.00
Veteran & Senior Citizen Taxes		36,510.00
Total Taxes for Rate Computation	2.38	3,688,362.02
Special District Taxes		
Bank Corp. Taxes		3,943.86
Added and Omitted Taxes		40,086.43
Total Taxes Levied - ABSTRACT		3,695,882.31
Total Taxes Billed		3,693,479.89
1980 TAXES COLLECTED		3,538,647.52
1980 Taxes Cancelled, Abated or Adjusted		771.04
Transfer to Tax Title Liens or Foreclosed		4,901.16
Balance Outstanding Dec. 31, 1980		149,160.17

PRIOR YEARS TAXES OUTSTANDING	
Balance January 1, 1980	272,984.82
Collected in 1980	257,837.82
Cancelled, Abated or Adjusted 1980	2,694.33
Transfers to Tax Title Liens or Foreclosed	108.00
Balance December 31, 1980	12,344.67
TAX TITLE LIENS OUTSTANDING	
Balance January 1, 1980	43,090.78
Transfer From Taxes	5,019.51
Redeemed in 1980	18,630.40
Cancelled, Abated or Adjusted (1980)	
Transfers to Foreclosed Property	
Balance December 31, 1980	29,479.89
PROPERTY ACQUIRED BY DEED OR FORECLOSURE	
Balance January 1, 1980	197,741.66
Transfers From Taxes or Liens	
Sale for Cash (1980)	35,000.00
Cancelled, Abated or Adjusted (1980)	
Balance December 31, 1980	162,741.66

CURRENT FINANCES DECEMBER 31, 1980	
ASSETS	
Cash Dec. 31, 1980	826,843.09
Taxes Receivable	161,504.84
Tax Title Liens	29,479.89
Foreclosed Property	162,741.66
Emergencies & Other Deferred Charges	21,466.80
State and Federal Aid Receivable	
Other Receivables	29,089.79
Total	1,231,126.07
LIABILITIES, RESERVES, AND SURPLUS	
Cash Liabilities	113,838.35
Reserves for Receivables	382,816.18
Surplus Dec. 31, 1980	734,471.54
Total	1,231,126.07

0716

Population 1970 **32,010**
Population 1980 **28,998**
S & P Rating
Moody Rating

General Tax Rate Per $100. **2.18**
State Equalized Tax Rate **3.40**

NUTLEY TOWN — ESSEX COUNTY

Form of Government:
Commission (1911)
Number of Members on Governing Body 5

PER CAPITA:		PER CENT:	
Gross Debt	154.04	Gross Debt	.83
Net Debt	94.91	Net Debt	.51
Debt Service	9.47	Tax Levy Collected	98.91
Total Tax Levy	706.35	Tax Levy Cancelled, Abated or Adjusted	.17
Municipal Expenditures	284.60		

EXPENDITURES	
GENERAL GOVERNMENT	
Governing Body & Public Boards	4,650.00
Municipal Clerk	71,000.00
Financial Administration	88,247.00
Assessment of Taxes	51,800.00
Collection of Taxes	61,200.00
Planning, Housing & Development	19,804.00
Human Resources	18,634.00
Elections	
General Administration (other)	420,244.00
JUDICIARY	
Municipal Courts	50,405.00
PUBLIC SAFETY	
Fire Protection	687,734.00
Police Protection	1,816,326.00
Civil Defense & Disaster Control	21,700.00
Environmental Inspection & Control	89,175.83
Other Public Safety	4,100.00
PUBLIC WORKS	
Streets and Drainage	535,175.29
Sewers and Sewage Processing	548,115.42
Garbage and Trash Disposal	510,000.00
Public Buildings and Grounds	229,638.00
Other Public Works	
HEALTH and WELFARE	
Health Services Except Environmental	265,534.00
Welfare-Public Assistance	21,510.00
Hospitals, Clinics, First Aid	
Animal, Insect, & Rodent Control	2,000.00
Other Welfare Services	16,000.00
RECREATION and CONSERVATION	
Beaches and Boardwalks	
Parks, Playgrounds, Shade Trees	386,090.00
Land Reclamation & Conservation	
Other Recreational Services	99,037.00
EDUCATION (excluding schools)	
Libraries	245,045.00
Other Educational Services	
STATUTORY EXPENDITURES	
Pensions & F. I. C. A.	668,544.06
Employee Fringe Benefits	182,000.00
Other Statutory Expenditures	40,000.00
CETA And Other Public Employment Programs	
MUNICIPAL FUNCTIONS TOTAL	7,153,708.60
CAPITAL IMPROVEMENTS *MEMO*	1,000.00
DEBT SERVICE	
Principal Payments	169,468.39
Interest Payments	105,000.00
DEFERRED CHARGES	7,964.00
SCHOOL, COUNTY, SPECIAL DISTRICT TAXES	16,170,939.39
RESERVE FOR UNCOLLECTED TAXES	816,659.64
EXPENDITURES TOTAL	24,423,740.02

REVENUES-REALIZED		
1980 Property Taxes Collected		20,290,435.87
1980 Payments in Lieu of Taxes		
Delinquent Tax & Lien Collections		200,600.80
Business Personalty Replacement Taxes		600,198.96
Taxes from Public Utilities		1,178,002.00
Other Miscellaneous Tax Revenues		
State Aid Revenues		288,628.96
Federal Aid Revenues		
State and Local Fiscal Assistance Act Utilized		169,253.00
Sale of Acquired Property		
Other Miscellaneous Revenues		690,407.89
	Total	23,417,527.48
Priar Years Surplus Appropriated		900,000.00
REVENUES	TOTAL	24,317,527.48
Reserve For Uncollected Taxes		816,659.64
CAPITAL OUTLAY	TOTAL	851,154.04
Public Enterprises		99,950.00
Recreation—Culture		
Public Works		182,693.32
Buildings and Grounds		568,510.72
Library and Education		
Conservation		
All Other		

CAPITAL DEBT AUTHORIZED, DECEMBER 31, 1980

ISSUED AND UNISSUED	GROSS DEBT	NET DEBT
School	1,581,000	
Self-liquidating	133,475	
Other	2,752,268	2,752,268
Total	4,466,743	2,752,268

ISSUED AND OUTSTANDING	
Schaal	1,581,000.00
Self-Liquidating	
Other	1,977,314.16
Total	3,558,314.16
EQUALIZED VALUATION BASIS FOR NET DEBT COMPUTATION	539,667,978

REAL PROPERTY VALUATIONS

Code	Class	# of Parcels	% VAL'N	ASSESSED VALUATION
1	Vacant Land	222	.37	1,787,400.00
2	Residential	7148	69.09	332,132,500.00
3	Farm			
4a	Commercial	445	8.81	42,354,600.00
4b	Industrial	54	15.09	72,526,000.00
4c	Apartments	74	6.65	31,956,200.00
Total		7943		480,756,700.00

Land Area	3.40 Sq. Miles
Net Valuation Taxable-Municipal	489,461,300
Net Valuation Taxable-County	558,054,677
State Equalized Valuation	598,095,491
State Equalization Ratio	81.57

1980 PROPERTY TAX		
STATE EQUALIZED TAX RATE		
Local District School Taxes	1.49	8,925,403.00
Regional & Consolidated School Tax		
School Taxes in Municipal Budget		
County Taxes	1.21	7,245,536.39
County Library Taxes		
Local Municipal Purpose Taxes	.71	4,239,666.99
Veteran & Senior Citizen Taxes		257,610.00
Total Taxes for Rate Computation	3.41	20,668,216.38
Special District Taxes		
Bank Corp. Taxes		18,078.19
Added and Omitted Taxes		53,972.16
Total Taxes Levied - ABSTRACT		20,482,656.73
Total Taxes Billed		20,513,454.50
1980 TAXES COLLECTED		20,290,435.87
1980 Taxes Cancelled, Abated or Adjusted		35,623.95
Transfer to Tax Title Liens or Foreclosed		1,847.72
Balance Outstanding Dec. 31, 1980		185,546.96
PRIOR YEARS TAXES OUTSTANDING		
Balance January 1, 1980		191,965.53
Collected in 1980		187,029.13
Cancelled, Abated or Adjusted 1980		1,416.45
Transfers to Tax Title Liens or Foreclosed		3,503.95
Balance December 31, 1980		16.00
TAX TITLE LIENS OUTSTANDING		
Balance January 1, 1980		9,972.78
Transfer From Taxes		5,532.20
Redeemed in 1980		13,571.67
Cancelled, Abated or Adjusted (1980)		
Transfers to Foreclosed Property		
Balance December 31, 1980		1,933.31
PROPERTY ACQUIRED BY DEED OR FORECLOSURE		
Balance January 1, 1980		32,347.00
Transfers From Taxes or Liens		
Sale for Cash (1980)		
Cancelled, Abated or Adjusted (1980)		
Balance December 31, 1980		32,347.00
CURRENT FINANCES DECEMBER 31, 1980		
ASSETS		
Cash Dec. 31, 1980		1,715,134.86
Taxes Receivable		185,562.96
Tax Title Liens		1,933.31
Foreclosed Property		32,347.00
Emergencies & Other Deferred Charges		16,311.00
State and Federal Aid Receivable		23,681.58
Other Receivables		109,729.29
Total		2,084,700.00
LIABILITIES, RESERVES, AND SURPLUS		
Cash Liabilities		848,859.91
Reserves for Receivables		329,572.56
Surplus Dec. 31, 1980		906,267.53
Total		2,084,700.00

0242

Population 1970 14,470
Population 1980 13,443
S & P Rating
Moody Rating A

Generol Tax Rote Per $100. 3.85
Stote Equalized Tox Rate 2.64

OAKLAND BOROUGH — BERGEN COUNTY

Form of Government:
Borough Council
Number of Members on Governing Body 6

PER CAPITA:		PER CENT:	
Gross Debt	534.82	Gross Debt	2.34
Net Debt	287.15	Net Debt	1.26
Debt Service	31.10	Tox Levy Collected	96.27
Total Tox Levy	700.33	Tox Levy Concelled, Abated or Adjusted	.98
Municipol Expenditures	276.68		

EXPENDITURES	
GENERAL GOVERNMENT	
Governing Body & Public Boards	
Municipol Clerk	
Finoncial Administrotion	57,800.00
Assessment of Toxes	
Collection of Toxes	38,000.00
Planning, Housing & Development	35,672.00
Human Resources	5,600.00
Elections	2,400.00
General Administration (other)	411,970.68
JUDICIARY	
Municipal Courts	37,250.00
PUBLIC SAFETY	
Fire Protection	132,540.00
Police Protection	841,586.16
Civil Defense & Disaster Control	10,500.00
Environmental Inspection & Control	33,800.00
Other Public Sofety	
PUBLIC WORKS	
Streets and Drainage	409,279.00
Sewers and Sewoge Processing	
Garbage ond Trosh Disposal	69,326.00
Public Buildings and Grounds	146,575.00
Other Public Works	
HEALTH and WELFARE	
Health Services Except Environmental	67,930.00
Welfore-Public Assistance	40,553.00
Hospitols, Clinics, First Aid	
Animal, Insect, & Rodent Control	37,192.50
Other Welfare Services	
RECREATION ond CONSERVATION	
Beoches ond Boardwalks	
Parks, Playgrounds, Shade Trees	5,341.90
Land Reclamation & Conservation	1,192.00
Other Recreational Services	75,280.00
EDUCATION (excluding schools)	
Libraries	135,527.00
Other Educational Services	
STATUTORY EXPENDITURES	
Pensions & F. I. C. A.	238,456.68
Employee Fringe Benefits	
Other Statutory Expenditures	6,499.98
CETA And Other Public Employment Programs	2,176.00
MUNICIPAL FUNCTIONS TOTAL	2,842,447.90
CAPITAL IMPROVEMENTS *MEMO*	1.00
DEBT SERVICE	
Principal Payments	251,600.00
Interest Payments	166,463.95
DEFERRED CHARGES	36,932.32
SCHOOL, COUNTY, SPECIAL DISTRICT TAXES	7,525,419.29
RESERVE FOR UNCOLLECTED TAXES	421,903.65
EXPENDITURES TOTAL	11,244,767.11

REVENUES-REALIZED	
1980 Property Taxes Collected	9,083,064.71
1980 Poyments in Lieu of Toxes	23,757.54
Delinquent Tox & Lien Collections	245,131.02
Business Personolty Replacement Taxes	162,506.37
Taxes from Public Utilities	517,314.00
Other Miscellaneous Tax Revenues	
State Aid Revenues	129,690.87
Federal Aid Revenues	3,534.44
Stote ond Local Fiscal Assistance Act Utilized	145,055.16
Sale of Acquired Property	
Other Miscelloneous Revenues	380,341.44
Total	10,690,395.55
Prior Yeors Surplus Appropriated	350,000.00
REVENUES TOTAL	11,040,395.55
Reserve For Uncollected Taxes	421,903.65
CAPITAL OUTLAY TOTAL	420,520.97
Public Enterprises	6,698.48
Recreation—Culture	4,139.01
Public Works	277,066.15
Buildings ond Grounds	118,991.54
Library and Education	13,625.79
Conservation	
All Other	

CAPITAL DEBT AUTHORIZED, DECEMBER 31, 1980

ISSUED AND UNISSUED	GROSS DEBT	NET DEBT
School	2,948,609	
Self-liquidoting	356,950	4,814
Other	3,884,041	3,855,378
Total	7,189,600	3,860,192

ISSUED AND OUTSTANDING	
School	2,948,609.40
Self-Liquidating	355,000.00
Other	2,889,640.00
Total	6,193,249.40
EQUALIZED VALUATION BASIS FOR NET DEBT COMPUTATION	306,660,274

REAL PROPERTY VALUATIONS

Code	Class	# of Parcels	% VAL'N	ASSESSED VALUATION
1	Vacant Land	318	4.14	9,898,400.00
2	Residential	3851	77.97	186,403,400.00
3	Farm	4	.04	116,000.00
4a	Commercial	95	10.21	24,403,600.00
4b	Industrial	33	7.63	18,247,100.00
4c	Apartments			
Total		4301		239,068,500.00

Land Area 9.10 Sq. Miles

Net Valuation Taxable-Municipal	241,537,733
Net Valuation Taxable-Caunty	314,369,839
Stote Equalized Valuation	350,711,768
State Equalizatian Ratio	68.65

1980 PROPERTY TAX		
STATE EQUALIZED TAX RATE		
Locol District School Taxes	1.18	4,157,763.50
Regionol & Consolidated School Tox	.64	2,238,373.73
School Taxes in Municipol Budget		
County Taxes	.32	1,129,282.06
County Library Toxes		
Local Municipal Purpose Toxes	.50	1,766,731.80
Veteran & Senior Citizen Taxes		78,670.00
Total Taxes for Rate Camputatian	2.64	9,370,821.09
Speciol District Taxes		
Bank Carp. Taxes		8,951.69
Added and Omitted Taxes		113,415.50
Total Taxes Levied - ABSTRACT		9,414,518.28
Totol Taxes Billed		9,434,957.58
1980 TAXES COLLECTED		9,083,064.71
1980 Toxes Cancelled, Aboted or Adjusted		92,041.31
Transfer to Tax Title Liens or Foreclosed		3,888.55
Balonce Outstonding Dec. 31, 1980		255,963.01
PRIOR YEARS TAXES OUTSTANDING		
Bolonce January 1, 1980		281,432.78
Collected in 1980		241,786.95
Concelled, Aboted or Adjusted 1980		423.47
Tronsfers to Tax Title Liens or Foreclosed		2,251.21
Bolonce December 31, 1980		36,971.15
TAX TITLE LIENS OUTSTANDING		
Bolonce Jonuary 1, 1980		21,151.30
Transfer From Toxes		6,579.92
Redeemed in 1980		3,344.07
Concelled, Abated or Adjusted (1980)		
Tronsfers to Foreclosed Property		
Balance December 31, 1980		24,387.15
PROPERTY ACQUIRED BY DEED OR FORECLOSURE		
Bolonce Jonuary 1, 1980		542,650.00
Transfers From Toxes or Liens		
Sole for Cosh (1980)		
Concelled, Abated or Adjusted (1980)		
Bolonce December 31, 1980		542,650.00

CURRENT FINANCES DECEMBER 31, 1980	
ASSETS	
Cash Dec. 31, 1980	754,576.69
Taxes Receivoble	292,934.16
Tax Title Liens	24,387.15
Foreclosed Property	542,650.00
Emergencies & Other Deferred Charges	
State and Federol Aid Receivoble	558.05
Other Receivables	3,433.24
Total	1,618,539.29
LIABILITIES, RESERVES, AND SURPLUS	
Cash Liabilities	446,866.23
Reserves for Receivobles	862,904.55
Surplus Dec. 31, 1980	308,768.51
Total	1,618,539.29

1980/3000

0426

Population 1970 4,630
Population 1980 4,223
S & P Rating
Moody Rating

General Tax Rate Per $100. 3.95
State Equalized Tax Rate 3.13

OAKLYN BOROUGH — CAMDEN COUNTY

Form of Government:
Borough Council
Number of Members on Governing Body 6

PER CAPITA:		PER CENT:	
Gross Debt	289.54	Gross Debt	2.23
Net Debt	104.64	Net Debt	.81
Debt Service	11.53	Tax Levy Collected	97.51
Total Tax Levy	436.81	Tax Levy Cancelled, Abated or Adjusted	
Municipal Expenditures	195.69		

EXPENDITURES	
GENERAL GOVERNMENT	
Governing Body & Public Boards	
Municipal Clerk	
Financial Administration	6,532.00
Assessment of Taxes	5,360.00
Collection of Taxes	12,480.00
Planning, Housing & Development	900.00
Human Resources	
Elections	
General Administration (other)	118,071.57
JUDICIARY	
Municipal Courts	8,250.00
PUBLIC SAFETY	
Fire Protection	31,643.24
Police Protection	161,387.74
Civil Defense & Disaster Control	1,030.00
Environmental Inspection & Control	2,025.00
Other Public Safety	
PUBLIC WORKS	
Streets and Drainage	55,500.00
Sewers and Sewage Processing	33,816.00
Garbage and Trash Disposal	58,307.00
Public Buildings and Grounds	35,850.00
Other Public Works	
HEALTH and WELFARE	
Health Services Except Environmental	400.00
Welfare-Public Assistance	3,850.00
Hospitals, Clinics, First Aid	
Animal, Insect, & Rodent Control	
Other Welfare Services	
RECREATION and CONSERVATION	
Beaches and Boardwalks	
Parks, Playgrounds, Shade Trees	5,400.00
Land Reclamation & Conservation	
Other Recreational Services	2,700.00
EDUCATION (excluding schools)	
Libraries	11,623.00
Other Educational Services	
STATUTORY EXPENDITURES	
Pensions & F. I. C. A.	41,958.53
Employee Fringe Benefits	9,500.00
Other Statutory Expenditures	1,300.00
CETA And Other Public Employment Programs	91,600.00
MUNICIPAL FUNCTIONS TOTAL	699,484.08
CAPITAL IMPROVEMENTS *MEMO*	1,500.00
DEBT SERVICE	
Principal Payments	19,000.00
Interest Payments	30,020.19
DEFERRED CHARGES	18,688.60
SCHOOL, COUNTY, SPECIAL DISTRICT TAXES	1,560,961.31
RESERVE FOR UNCOLLECTED TAXES	64,702.14
EXPENDITURES TOTAL	2,392,856.32

REVENUES-REALIZED	
1980 Property Taxes Collected	1,813,386.68
1980 Payments in Lieu of Taxes	7,584.08
Delinquent Tax & Lien Collections	36,437.88
Business Personalty Replacement Taxes	26,706.88
Taxes from Public Utilities	144,761.92
Other Miscellaneous Tax Revenues	
State Aid Revenues	38,433.81
Federal Aid Revenues	71,359.75
State and Local Fiscal Assistance Act Utilized	23,905.71
Sale of Acquired Property	
Other Miscellaneous Revenues	165,624.03
Total	2,328,200.74
Prior Years Surplus Appropriated	95,000.00
REVENUES TOTAL	2,423,200.74
Reserve For Uncollected Taxes	64,702.14
CAPITAL OUTLAY TOTAL	15,324.66
Public Enterprises	
Recreation—Culture	
Public Works	12,746.02
Buildings and Grounds	2,578.64
Library and Education	
Conservation	
All Other	

CAPITAL DEBT AUTHORIZED, DECEMBER 31, 1980

ISSUED AND UNISSUED	GROSS DEBT	NET DEBT
School	786,000	
Self-liquidating		
Other	444,830	444,830
Total	1,230,830	444,830
ISSUED AND OUTSTANDING		
School		786,000.00
Self-Liquidoting		
Other		422,480.00
Total		1,208,480.00
EQUALIZED VALUATION BASIS FOR NET DEBT COMPUTATION		55,223,105

REAL PROPERTY VALUATIONS

Code	Class	# of Parcels	% VAL'N	ASSESSED VALUATION
1	Vacant Land	43	.80	370,680.00
2	Residential	1284	82.21	38,212,400.00
3	Farm			
4o	Commercial	75	10.70	4,973,750.00
4b	Industrial	3	.54	248,900.00
4c	Apartments	18	5.76	2,676,100.00
Total		1423		46,481,830.00

Land Area .63 Sq. Miles

Net Valuation Taxable-Municipal	46,733,474
Net Valuation Taxable-County	56,943,692
State Equalized Valuation	58,762,364
State Equalization Ratio	79.45

1980 PROPERTY TAX		
STATE EQUALIZED TAX RATE	1.52	
Local District School Taxes		894,076.78
Regional & Consolidated School Tax		
School Taxes in Municipal Budget		
County Taxes	1.11	* 652,513.59
County Library Taxes	.02	14,370.94
Local Municipal Purpose Taxes	.49	286,518.00
Veteran & Senior Citizen Taxes		61,410.00
Total Taxes for Rate Computation	3.14	1,908,889.31
Special District Taxes		
Bank Corp. Taxes		1,590.66
Added and Omitted Taxes		7,819.05
Total Taxes Levied - ABSTRACT		1,856,889.02
Total Taxes Billed		1,859,645.17
1980 TAXES COLLECTED		1,813,386.68
1980 Taxes Cancelled, Abated or Adjusted		
Transfer to Tax Title Liens or Foreclosed		
Balance Outstanding Dec. 31, 1980		46,258.49
PRIOR YEARS TAXES OUTSTANDING		
Balance January 1, 1980		38,575.33
Collected in 1980		36,437.88
Cancelled, Abated or Adjusted 1980		912.97
Transfers to Tax Title Liens or Foreclosed		1,224.48
Balance December 31, 1980		
TAX TITLE LIENS OUTSTANDING		
Balance January 1, 1980		17.54
Transfer From Taxes		1,402.09
Redeemed in 1980		
Cancelled, Abated or Adjusted (1980)		
Transfers to Foreclosed Property		
Balance December 31, 1980		1,419.63
PROPERTY ACQUIRED BY DEED OR FORECLOSURE		
Balance January 1, 1980		227.00
Transfers From Taxes or Liens		
Sale for Cash (1980)		
Cancelled, Abated or Adjusted (1980)		
Balance December 31, 1980		227.00

CURRENT FINANCES DECEMBER 31, 1980	
ASSETS	
Cash Dec. 31, 1980	479,780.31
Taxes Receivable	46,258.49
Tax Title Liens	1,419.63
Foreclosed Property	227.00
Emergencies & Other Deferred Charges	19,738.21
State and Federal Aid Receivable	
Other Receivables	4,283.40
Total	551,707.04
LIABILITIES, RESERVES, AND SURPLUS	
Cash Liabilities	313,850.10
Reserves for Receivables	52,188.52
Surplus Dec. 31, 1980	185,668.42
Total	551,707.04

*Includes County Health Service Taxes or County Vocational School Taxes. See Table 13, pgs. 675, 676.

1337

Population 1970 18,730
Population 1980 23,570
S & P Rating A
Moody Rating A

General Tax Rate Per $100. 3.55
State Equalized Tax Rate 2.57

OCEAN TOWNSHIP — MONMOUTH COUNTY

Form of Government:
Council-Manager Plan A (OMCL50)
Number of Members on Governing Body 5

PER CAPITA:		PER CENT:	
Gross Debt	689.00	Gross Debt	3.39
Net Debt	324.01	Net Debt	1.59
Debt Service	31.20	Tax Levy Collected	97.39
Total Tax Levy	643.67	Tax Levy Cancelled, Abated or Adjusted	.07
Municipal Expenditures	272.64		

EXPENDITURES	
GENERAL GOVERNMENT	
Gaverning Body & Public Baards	16,900.00
Municipal Clerk	50,650.00
Financial Administration	94,300.00
Assessment of Taxes	43,100.00
Collectian of Taxes	58,250.00
Planning, Hausing & Develapment	37,000.00
Human Resaurces	2,700.00
Elections	6,000.00
General Administratian (other)	801,330.00
JUDICIARY	
Municipal Courts	52,400.00
PUBLIC SAFETY	
Fire Protection	3,500.00
Palice Protection	1,378,227.04
Civil Defense & Disaster Control	
Environmental Inspection & Cantrol	71,900.00
Other Public Safety	
PUBLIC WORKS	
Streets and Drainage	806,800.00
Sewers and Sewage Processing	
Garbage and Trash Disposal	436,300.00
Public Buildings and Grounds	242,750.00
Other Public Works	178,900.00
HEALTH and WELFARE	
Health Services Except Environmental	137,250.00
Welfare-Public Assistance	14,650.00
Hospitals, Clinics, First Aid	
Animal, Insect, & Rodent Cantral	
Other Welfare Services	
RECREATION and CONSERVATION	
Beaches and Boardwalks	
Parks, Playgrounds, Shade Trees	1,000.00
Land Reclamatian & Conservatian	5,450.00
Other Recreatianal Services	85,450.00
EDUCATION (excluding schools)	
Libraries	27,700.00
Other Educational Services	4,500.00
STATUTORY EXPENDITURES	
Pensions & F. I. C. A.	343,440.00
Employee Fringe Benefits	
Other Statutary Expenditures	12,000.00
CETA And Other Public Emplayment Programs	129,354.00
MUNICIPAL FUNCTIONS TOTAL	5,041,801.04
CAPITAL IMPROVEMENTS *MEMO*	69,222.22
DEBT SERVICE	
Principal Payments	488,000.00
Interest Payments	247,449.91
DEFERRED CHARGES	176,129.28
SCHOOL, COUNTY, SPECIAL DISTRICT TAXES	11,717,200.04
RESERVE FOR UNCOLLECTED TAXES	472,675.02
EXPENDITURES TOTAL	18,143,255.29

REVENUES-REALIZED		
1980 Property Taxes Collected		14,761,681.39
1980 Payments in Lieu of Taxes		13,638.78
Delinquent Tax & Lien Collections		436,435.40
Business Persanalty Replacement Taxes		152,845.64
Taxes from Public Utilities		882,696.00
Other Miscellaneous Tax Revenues		128,000.00
State Aid Revenues		207,570.55
Federal Aid Revenues		144,816.32
State and Local Fiscal Assistance Act Utilized		187,508.04
Sale of Acquired Property		
Other Miscellaneous Revenues		729,062.86
	Total	17,644,254.98
Prior Years Surplus Appropriated		650,000.00
REVENUES	TOTAL	18,294,254.98
Reserve For Uncollected Taxes		472,675.02
CAPITAL OUTLAY	TOTAL	1,044,305.86
Public Enterprises		318.45
Recreation—Culture		26,593.13
Public Works		1,011,171.15
Buildings and Grounds		6,223.13
Library and Education		
Canservation		
All Other		

CAPITAL DEBT AUTHORIZED, DECEMBER 31, 1980

ISSUED AND UNISSUED	GROSS DEBT	NET DEBT
School	8,566,738	
Self-liquidating	1,080,000	1,080,000
Other	6,592,945	6,556,986
Tatal	16,239,683	7,636,986

ISSUED AND UNISSUED	
School	8,566,738.52
Self-Liquidating	1,034,000.00
Other	5,732,000.00
Tatal	15,332,738.52
EQUALIZED VALUATION BASIS FOR NET DEBT COMPUTATION	480,484,165

REAL PROPERTY VALUATIONS

Cade	Class	# af Parcels	% VAL'N	ASSESSED VALUATION
1	Vacant Land	1518	5.18	21,126,250.00
2	Residential	5671	66.40	270,628,900.00
3	Farm	20	.28	1,148,800.00
4a	Cammercial	316	18.38	74,918,200.00
4b	Industrial	9	.29	1,172,700.00
4c	Apartments	14	9.47	38,593,900.00
Tatal		7548		407,588,750.00

Land Area 11.20 Sq. Miles

Net Valuatian Taxable-Municipal	410,403,165
Net Valuation Taxable-Caunty	507,111,053
State Equalized Valuatian	565,005,794
State Equalizatian Ratia	72.50

1980 PROPERTY TAX		
STATE EQUALIZED TAX RATE →	1.49	
Local District Schaol Taxes		8,457,797.62
Regional & Consolidated School Tax		
School Taxes in Municipal Budget		
County Taxes	.49	2,799,527.63
Caunty Library Taxes	.02	105,824.79
Local Municipal Purpose Taxes	.57	3,198,484.60
Veteran & Senior Citizen Taxes		127,170.00
Tatal Taxes for Rate Computatian	2.57	14,688,204.64
Special District Taxes		353,650.00
Bank Corp. Taxes		7,150.79
Added and Omitted Taxes		248,508.20
Total Taxes Levied - ABSTRACT		15,171,343.63
Tatal Taxes Billed		15,156,885.86
1980 TAXES COLLECTED		14,761,681.39
1980 Taxes Cancelled, Abated or Adjusted		8,882.00
Transfer to Tax Title Liens ar Fareclosed		29,494.72
Balance Outstanding Dec. 31, 1980		356,827.75
PRIOR YEARS TAXES OUTSTANDING		
Balance January 1, 1980		389,396.22
Collected in 1980		382,825.55
Cancelled, Abated ar Adjusted 1980		
Transfers to Tax Title Liens or Foreclased		6,476.07
Balance December 31, 1980		94.60
TAX TITLE LIENS OUTSTANDING		
Balance January 1, 1980		39,950.54
Transfer From Taxes		36,016.23
Redeemed in 1980		53,609.85
Cancelled, Abated or Adjusted (1980)		
Transfers to Foreclosed Property		
Balance December 31, 1980		22,356.92
PROPERTY ACQUIRED BY DEED OR FORECLOSURE		
Balance January 1, 1980		324,384.31
Transfers Fram Taxes or Liens		
Sale for Cash (1980)		18,450.00
Cancelled, Abated or Adjusted (1980)		
Balance December 31, 1980		305,934.31

CURRENT FINANCES DECEMBER 31, 1980	
ASSETS	
Cash Dec. 31, 1980	2,153,076.86
Taxes Receivable	356,922.35
Tax Title Liens	22,356.92
Foreclosed Praperty	305,934.31
Emergencies & Other Deferred Charges	6,400.00
State and Federal Aid Receivable	5,653.08
Other Receivables	176,742.39
Tatal	3,027,085.91
LIABILITIES, RESERVES, AND SURPLUS	
Cash Liabilities	1,632,692.64
Reserves for Receivables	716,079.85
Surplus Dec. 31, 1980	678,313.42
Tatal	3,027,085.91

1520

Population 1970 **2,235**
Population 1980 **3,731**
S & P Rating
Moody Rating

General Tax Rate Per $100. **2.74**
State Equalized Tax Rate **2.27**

OCEAN TOWNSHIP — OCEAN COUNTY

Form of Government:
Township Committee
Number of Members on Governing Body 3

PER CAPITA:		PER CENT:	
Gross Debt	495.22	Gross Debt	1.77
Net Debt	161.79	Net Debt	.58
Debt Service	10.81	Tax Levy Collected	91.50
Total Tax Levy	708.41	Tax Levy Cancelled, Abated or Adjusted	.41
Municipal Expenditures	318.28		

EXPENDITURES		REVENUES-REALIZED	
GENERAL GOVERNMENT			
Governing Body & Public Boards			
Municipal Clerk		1980 Property Taxes Collected	*2,415,831.92
Financial Administration	13,399.00	1980 Payments in Lieu of Taxes	
Assessment of Taxes	15,670.00	Delinquent Tax & Lien Collections	125,335.06
Collection of Taxes	31,040.00	Business Persanalty Replacement Taxes	12,628.92
Planning, Housing & Develapment	9,226.00	Taxes from Public Utilities	267,905.00
Human Resources		Other Miscellaneous Tax Revenues	
Elections		Stote Aid Revenues	22,250.16
General Administration (ather)	146,866.26	Federal Aid Revenues	51,235.96
JUDICIARY		Stote and Local Fiscol Assistonce Act Utilized	74,020.00
Municipal Courts	21,716.00	Sale af Acquired Property	119,655.00
PUBLIC SAFETY		Other Miscellaneous Revenues	219,085.74
Fire Protection	4,650.00	Total	3,307,947.76
Police Protection	199,363.69	Prior Years Surplus Appropriated	285,000.00
Civil Defense & Disaster Control	1,831.00	REVENUES TOTAL	3,592,947.76
Environmental Inspection & Cantrol	19,547.26	Reserve For Uncollected Taxes	262,000.00
Other Public Sofety		CAPITAL OUTLAY TOTAL	181,346.95
PUBLIC WORKS			
Streets and Drainoge	140,004.68	Public Enterprises	
Sewers and Sewage Processing		Recreotion—Culture	
Garboge and Trosh Disposal	80,662.00	Public Works	156,079.95
Public Buildings and Grounds	19,577.00	Buildings and Grounds	25,267.00
Other Public Works	28,339.00	Library and Education	
HEALTH and WELFARE		Conservation	
Health Services Except Environmental	6,267.74	All Other	
Welfore-Public Assistonce	7,810.00		
Hospitals, Clinics, First Aid	3,000.00		
Animol, Insect, & Rodent Control			
Other Welfore Services			
RECREATION and CONSERVATION			
Beoches and Boardwolks	6,800.00		
Parks, Playgrounds, Shade Trees	1,260.00		
Land Reclamation & Conservotion	1,001.00		
Other Recreotional Services	20,065.19		
EDUCATION (excluding schools)			
Libraries			
Other Educotional Services			
STATUTORY EXPENDITURES			
Pensions & F. I. C. A.	40,618.85		
Employee Fringe Benefits	38,450.00		
Other Statutory Expenditures	2,400.00		
CETA And Other Public Employment Progroms			
MUNICIPAL FUNCTIONS TOTAL	859,564.67		
CAPITAL IMPROVEMENTS *MEMO*	12,000.00		
DEBT SERVICE			
Principal Poyments			
Interest Payments	40,318.69		
DEFERRED CHARGES	25,636.65		
SCHOOL, COUNTY, SPECIAL DISTRICT TAXES	2,198,906.18		
RESERVE FOR UNCOLLECTED TAXES	262,000.00		
EXPENDITURES TOTAL	3,386,426.19		

CAPITAL DEBT AUTHORIZED, DECEMBER 31, 1980

ISSUED AND UNISSUED	GROSS DEBT	NET DEBT
School	1,244,000	
Self-liquidoting		
Other	603,650	603,650
Total	1,847,650	603,650

ISSUED AND OUTSTANDING	
Schaal	1,244,000.00
Self-Liquidating	
Other	456,650.00
Total	1,700,650.00
EQUALIZED VALUATION BASIS FOR NET DEBT COMPUTATION	104,134,042

REAL PROPERTY VALUATIONS

Code	Class	# of Parcels	% VAL'N	ASSESSED VALUATION
1	Vacant Land	1525	15.27	14,436,750.00
2	Residential	2368	77.34	73,098,600.00
3	Farm			
4a	Commercial	81	7.15	6,753,700.00
4b	Industriol	1	.24	230,100.00
4c	Apartments			
Total		3975		94,519,150.00

Land Area 20.62 Sq. Miles

Net Valuation Taxable-Municipal	95,355,049
Net Valuation Taxable-County	105,428,470
State Equolized Voluation	114,920,570
State Equalization Rotio	82.85

1980 PROPERTY TAX		
STATE EQUALIZED TAX RATE	1.48	
Local District Schaal Taxes		1,702,379.04
Regional & Consolidated School Tax		
School Taxes in Municipol Budget		
County Taxes	.41	* 469,806.26
County Library Taxes	.02	26,720.88
Local Municipal Purpose Toxes	.35	406,875.00
Veteron & Senior Citizen Taxes		81,620.00
Totol Taxes for Rate Computotion	2.26	2,687,401.18
Speciol District Toxes		
Bonk Corp. Taxes		2,701.12
Added ond Omitted Toxes		34,585.67
Total Taxes Levied - ABSTRACT		2,643,067.97
Total Taxes Billed		2,640,366.85
1980 TAXES COLLECTED		2,415,831.92
1980 Taxes Cancelled, Abated or Adjusted		10,946.35
Transfer to Tax Title Liens or Foreclosed		35,136.30
Balance Outstanding Dec. 31, 1980		178,452.28
PRIOR YEARS TAXES OUTSTANDING		
Balance Jonuory 1, 1980		136,709.22
Collected in 1980		109,400.58
Cancelled, Aboted or Adjusted 1980		
Transfers to Tax Title Liens or Foreclosed		20,242.93
Balance December 31, 1980		7,065.71
TAX TITLE LIENS OUTSTANDING		
Balance Jonuary 1, 1980		24,909.24
Transfer From Taxes		60,861.60
Redeemed in 1980		15,934.48
Cancelled, Abated or Adjusted (1980)		
Transfers to Foreclosed Property		
Balance December 31, 1980		69,836.36
PROPERTY ACQUIRED BY DEED OR FORECLOSURE		
Balance Janvory 1, 1980		939,805.00
Transfers From Taxes or Liens		
Sale for Cash (1980)		119,655.00
Cancelled, Abated or Adjusted (1980)		109,800.00
Balance December 31, 1980		710,350.00
CURRENT FINANCES DECEMBER 31, 1980		
ASSETS		
Cash Dec. 31, 1980		1,627,772.56
Taxes Receivable		185,517.99
Tax Title Liens		69,836.36
Foreclosed Property		710,350.00
Emergencies & Other Deferred Charges		44,681.66
State and Federal Aid Receivable		12,647.14
Other Receivables		64,010.73
Total		2,714,816.44
LIABILITIES, RESERVES, AND SURPLUS		
Cash Liabilities		800,101.37
Reserves for Receivables		1,029,715.08
Surplus Dec. 31, 1980		884,999.99
Total		2,714,816.44

*Includes County Health Service Taxes or County Vocational School Taxes. See Table 13, pgs. 675, 676.

0508

Papulation 1970 10,605
Papulation 1980 13,949
S & P Rating BBB+
Maody Rating A

General Tax Rate Per $100. 2.13
State Equalized Tax Rate 1.38

OCEAN CITY – CAPE MAY COUNTY

Form of Government:
Mayor-Council Plan D (OMCL50)
Number of Members on Governing Body 7

PER CAPITA:		PER CENT:	
Grass Debt	825.75	Gross Debt	1.32
Net Debt	512.47	Net Debt	.82
Debt Service	43.24	Tax Levy Collected	97.50
Total Tax Levy	1,045.53	Tax Levy Cancelled, Abated ar Adjusted	.12
Municipal Expenditures	767.61		

EXPENDITURES	
GENERAL GOVERNMENT	
Governing Body & Public Baards	127,419.68
Municipal Clerk	67,976.24
Financial Administration	97,609.69
Assessment of Taxes	56,018.13
Callectian af Taxes	90,540.68
Planning, Hausing & Develapment	19,148.41
Human Resources	
Electians	
General Administratian (ather)	1,678,211.69
JUDICIARY	
Municipal Courts	88,236.91
PUBLIC SAFETY	
Fire Pratectian	1,432,722.08
Police Protection	1,729,860.16
Civil Defense & Disaster Cantral	9,432.00
Enviranmental Inspectian & Cantral	134,630.41
Other Public Safety	
PUBLIC WORKS	
Streets and Drainage	932,982.72
Sewers and Sewage Processing	
Garbage and Trash Dispasal	
Public Buildings and Grounds	495,174.48
Other Public Warks	454,418.82
HEALTH and WELFARE	
Health Services Except Enviranmental	
Welfare-Public Assistance	4,000.00
Haspitals, Clinics, First Aid	
Animal, Insect, & Radent Cantral	33,648.73
Other Welfare Services	
RECREATION and CONSERVATION	
Beaches and Baardwalks	423,909.88
Parks, Playgraunds, Shade Trees	51,371.15
Land Reclamation & Conservatian	
Other Recreational Services	347,423.18
EDUCATION (excluding schaals)	
Libraries	222,865.00
Other Educatianal Services	68,365.00
STATUTORY EXPENDITURES	
Pensions & F. I. C. A.	858,793.00
Employee Fringe Benefits	
Other Statutary Expenditures	95,179.78
CETA And Other Public Emplayment Pragrams	
MUNICIPAL FUNCTIONS TOTAL	9,519,937.82
CAPITAL IMPROVEMENTS *MEMO*	130,000.00
DEBT SERVICE	
Principal Payments	305,000.00
Interest Payments	298,121.56
TYPE I SCHL DEBT *MEMO	149,400.00
DEFERRED CHARGES	24,800.00
SCHOOL, COUNTY, SPECIAL DISTRICT TAXES	8,453,217.58
RESERVE FOR UNCOLLECTED TAXES	559,568.82
EXPENDITURES TOTAL	19,160,645.78

REVENUES-REALIZED		
1980 Property Taxes Collected		14,200,099.46
1980 Payments in Lieu af Taxes		4,825.00
Delinquent Tax & Lien Collections		482,591.12
Business Persanalty Replacement Taxes		231,020.57
Taxes from Public Utilities		1,123,053.00
Other Miscellaneous Tax Revenues		
State Aid Revenues		115,492.74
Federal Aid Revenues		
State and Local Fiscal Assistance Act Utilized		278,217.00
Sale af Acquired Praperty		
Other Miscellaneaus Revenues		2,292,277.25
	Total	18,727,576.14
Priar Years Surplus Appropriated		757,000.00
REVENUES	TOTAL	19,484,576.14
Reserve For Uncallected Taxes		559,568.82
CAPITAL OUTLAY	TOTAL	1,796,481.26
Public Enterprises		
Recreatian—Culture		
Public Warks		1,574,452.65
Buildings and Grounds		222,028.61
Library and Education		
Canservation		
All Other		

CAPITAL DEBT AUTHORIZED, DECEMBER 31, 1980

ISSUED AND UNISSUED	GROSS DEBT	NET DEBT
Schaal	3,824,000	
Self-liquidating	546,000	
Other	7,148,386	7,148,386
Total	11,518,386	7,148,386

ISSUED AND OUTSTANDING	
Schaal	3,824,000.00
Self-Liquidating	546,000.00
Other	5,874,000.00
Total	10,244,000.00
EQUALIZED VALUATION BASIS FOR NET DEBT COMPUTATION	872,611,806

REAL PROPERTY VALUATIONS

Cade	Class	# af Parcels	% VAL'N	ASSESSED VALUATION
1	Vacant Land	2007	3.54	23,807,655.00
2	Residential	10572	84.16	565,564,219.00
3	Farm			
4a	Commercial	510	8.94	60,064,631.00
4b	Industrial	2	.02	158,770.00
4c	Apartments	93	3.33	22,389,585.00
Total		13184		671,984,860.00

Land Area 5.83 Sq. Miles

Net Valuation Taxable-Municipal	676,487,673
Net Valuatian Taxable-Caunty	895,752,048
State Equalized Valuatian	1,041,693,516
State Equalizatian Ratia	64.79

1980 PROPERTY TAX		
STATE EQUALIZED TAX RATE		
Local District School Taxes	.42	4,349,545.00
Regianal & Consalidated Schaal Tax		
Schaal Taxes in Municipal Budget	.01	149,400.00
County Taxes	.38	3,954,272.58
County Library Taxes		
Local Municipal Purpase Taxes	.57	5,984,275.46
Veteran & Senior Citizen Taxes		145,260.00
Total Taxes for Rate Computation	1.38	14,582,753.04
Special District Taxes		
Bank Carp. Taxes		20,428.24
Added and Omitted Taxes		126,164.21
Total Taxes Levied - ABSTRACT		14,584,085.49
Total Taxes Billed		14,563,657.25
1980 TAXES COLLECTED		14,200,099.46
1980 Taxes Cancelled, Abated ar Adjusted		16,801.16
Transfer to Tax Title Liens ar Fareclased		29,287.96
Balance Outstanding Dec. 31, 1980		317,468.67
PRIOR YEARS TAXES OUTSTANDING		
Balance January 1, 1980		465,533.44
Collected in 1980		429,183.08
Cancelled, Abated ar Adjusted 1980		
Transfers ta Tax Title Liens or Foreclosed		4,216.95
Balance December 31, 1980		32,133.41
TAX TITLE LIENS OUTSTANDING		
Balance January 1, 1980		78,893.90
Transfer From Taxes		34,245.90
Redeemed in 1980		53,408.04
Cancelled, Abated or Adjusted (1980)		
Transfers ta Fareclased Praperty		
Balance December 31, 1980		59,731.76
PROPERTY ACQUIRED BY DEED OR FORECLOSURE		
Balance January 1, 1980		70,805.50
Transfers From Taxes or Liens		
Sale far Cash (1980)		
Cancelled, Abated ar Adjusted (1980)		
Balance December 31, 1980		70,805.50

CURRENT FINANCES DECEMBER 31, 1980	
ASSETS	
Cash Dec. 31, 1980	1,978,413.81
Taxes Receivable	349,602.08
Tax Title Liens	59,731.76
Foreclased Praperty	70,805.50
Emergencies & Other Deferred Charges	
State and Federal Aid Receivable	
Other Receivables	17,323.18
Total	2,475,876.33
LIABILITIES, RESERVES, AND SURPLUS	
Cash Liabilities	483,120.28
Reserves far Receivables	497,462.52
Surplus Dec. 31, 1980	1,495,293.53
Total	2,475,876.33

1980/3000

* ABOVE DEBT SERVICE INCLUDES TYPE I SCHOOL DEBT

1521

Population 1970 1,085
Population 1980 1,385
S & P Rating
Moody Rating

Generol Tax Rate Per $100. 3.19
State Equalized Tax Rate 2.31

OCEAN GATE BOROUGH — OCEAN COUNTY

Form of Government:
Borough Council
Number of Members on Governing Body 6

PER CAPITA:		PER CENT:	
Gross Debt	1,967.38	Gross Debt	9.84
Net Debt	1,640.57	Net Debt	8.20
Debt Service	10.83	Tax Levy Collected	92.84
Totol Tax Levy	504.87	Tax Levy Cancelled, Abated or Adjusted	
Municipal Expenditures	329.54		

EXPENDITURES	
GENERAL GOVERNMENT	
Governing Body & Public Boards	
Municipal Clerk	
Finoncial Administration	6,000.00
Assessment of Taxes	4,484.49
Collection of Taxes	13,161.67
Planning, Housing & Development	2,600.00
Human Resources	
Elections	
General Administration (other)	88,544.03
JUDICIARY	
Municipal Courts	8,661.90
PUBLIC SAFETY	
Fire Protection	6,900.00
Police Protection	79,016.16
Civil Defense & Disaster Control	
Environmental Inspection & Control	2,317.02
Other Public Safety	
PUBLIC WORKS	
Streets and Drainage	22,572.21
Sewers and Sewage Processing	
Garbage and Trash Disposal	38,646.01
Public Buildings and Grounds	34,418.99
Other Public Works	
HEALTH and WELFARE	
Health Services Except Environmental	542.92
Welfare-Public Assistonce	8,059.68
Hospitals, Clinics, First Aid	500.00
Animol, Insect, & Rodent Control	
Other Welfare Services	
RECREATION and CONSERVATION	
Beaches and Boardwalks	14,671.50
Parks, Playgrounds, Shade Trees	
Land Reclamation & Conservation	
Other Recreational Services	4,586.51
EDUCATION (excluding schools)	
Libraries	
Other Educationol Services	
STATUTORY EXPENDITURES	
Pensions & F. I. C. A.	14,700.00
Employee Fringe Benefits	4,807.91
Other Statutory Expenditures	1,900.00
CETA And Other Public Employment Programs	22,760.67
MUNICIPAL FUNCTIONS TOTAL	379,851.67
CAPITAL IMPROVEMENTS *MEMO*	3,000.00
DEBT SERVICE	
Principal Payments	15,000.00
Interest Payments	
DEFERRED CHARGES	
SCHOOL, COUNTY, SPECIAL DISTRICT TAXES	512,089.51
RESERVE FOR UNCOLLECTED TAXES	61,557.84
EXPENDITURES TOTAL	968,499.02

REVENUES-REALIZED		
1980 Property Taxes Collected		649,197.00
1980 Payments in Lieu of Taxes		
Delinquent Tax & Lien Collections		105,585.26
Business Personalty Replacement Taxes		2,976.28
Taxes from Public Utilities		60,640.00
Other Miscellaneous Tax Revenues		
State Aid Revenues		9,455.39
Federol Aid Revenues		22,760.67
State and Local Fiscal Assistonce Act Utilized		43,051.00
Sale of Acquired Property		9,250.00
Other Miscellaneous Revenues		70,143.50
	Totol	973,059.10
Prior Years Surplus Appropriated		47,000.00
REVENUES	TOTAL	1,020,059.10
Reserve For Uncollected Taxes		61,557.84
CAPITAL OUTLAY	TOTAL	2,398,326.43
Public Enterprises		43,906.44
Recreation—Culture		
Public Works		2,354,419.99
Buildings and Grounds		
Library and Education		
Conservotion		
All Other		

CAPITAL DEBT AUTHORIZED, DECEMBER 31, 1980

ISSUED AND UNISSUED	GROSS DEBT	NET DEBT
School	204,408	
Self-liquidating	248,232	
Other	2,272,184	2,272,184
Total	2,724,824	2,272,184

ISSUED AND OUTSTANDING	
School	204,408.20
Self-Liquidating	30,000.00
Other	1,920,000.00
Totol	2,154,408.20
EQUALIZED VALUATION BASIS FOR NET DEBT COMPUTATION	27,699,399

REAL PROPERTY VALUATIONS

Code	Class	# of Parcels	% VAL'N	ASSESSED VALUATION
1	Vacant Land	352	4.33	946,160.00
2	Residential	954	92.42	20,173,874.00
3	Farm			
4a	Commercial	19	3.25	709,200.00
4b	Industrial			
4c	Apartments			
Total		1325		21,829,234.00

Land Area .50 Sq. Miles

Net Valuation Taxable-Municipal	21,953,714
Net Voluotion Taxable-County	27,761,610
State Equalized Valuation	30,233,768
Stote Equolization Rotio	72.50

1980 PROPERTY TAX		
STATE EQUALIZED TAX RATE		
Local District School Taxes	.73	222,097.00
Regional & Consolidated School Tax	.52	158,465.27
School Taxes in Municipal Budget		
County Taxes	.41	* 124,451.89
County Library Taxes	.02	7,075.35
Local Municipal Purpose Taxes	.62	186,400.00
Veteron & Senior Citizen Taxes		28,310.00
Totol Taxes for Rote Computotion	2.30	726,799.51
Special District Taxes		
Bonk Corp. Taxes		
Added and Omitted Taxes		749.17
Totol Toxes Levied - ABSTRACT		699,238.68
Total Taxes Billed		699,238.68
1980 TAXES COLLECTED		649,197.00
1980 Taxes Cancelled, Abated or Adjusted		
Transfer to Tox Title Liens or Foreclosed		3,376.27
Bolance Outstanding Dec. 31, 1980		46,665.41

PRIOR YEARS TAXES OUTSTANDING	
Balance Jonuary 1, 1980	49,121.75
Collected in 1980	48,328.16
Cancelled, Aboted or Adjusted 1980	146.01
Transfers to Tax Title Liens or Foreclosed	640.96
Bolance December 31, 1980	6.62
TAX TITLE LIENS OUTSTANDING	
Balance Jonuary 1, 1980	67,687.62
Transfer Fram Taxes	4,104.25
Redeemed in 1980	57,257.10
Cancelled, Abated or Adjusted (1980)	
Transfers to Foreclosed Property	8,317.45
Balance December 31, 1980	6,217.32
PROPERTY ACQUIRED BY DEED OR FORECLOSURE	
Balance January 1, 1980	37,750.00
Transfers From Taxes or Liens	8,317.45
Sale for Cash (1980)	
Cancelled, Abated or Adjusted (1980)	32,417.45
Balance December 31, 1980	13,650.00

CURRENT FINANCES DECEMBER 31, 1980	
ASSETS	
Cash Dec. 31, 1980	261,226.71
Taxes Receivoble	46,672.03
Tax Title Liens	6,217.32
Foreclosed Property	13,650.00
Emergencies & Other Deferred Chorges	17,500.00
State ond Federol Aid Receivable	
Other Receivables	15,750.00
Totol	361,016.06
LIABILITIES, RESERVES, AND SURPLUS	
Cash Liabilities	172,453.14
Reserves for Receivables	82,289.35
Surplus Dec. 31, 1980	106,273.57
Total	361,016.06

*Includes County Health Service Taxes or County Vocational School Taxes. See Table 13, pgs. 675, 676.

1338

Population 1970	7,525
Population 1980	5,888
S & P Rating	A
Moody Rating	A

General Tax Rate Per $100. 3.78

State Equalized Tax Rate 2.17

OCEANPORT BOROUGH — MONMOUTH CO.

Form of Government:

Borough Council

Number of Members on Governing Body 6

PER CAPITA:		PER CENT:	
Gross Debt	366.16	Gross Debt	1.65
Net Debt	208.41	Net Debt	.94
Debt Service	23.57	Tax Levy Collected	97.87
Total Tax Levy	561.08	Tax Levy Cancelled, Abated or Adjusted	.03
Municipal Expenditures	259.01		

EXPENDITURES	
GENERAL GOVERNMENT	
Governing Body & Public Boards	1,000.00
Municipal Clerk	
Financial Administration	31,970.00
Assessment of Taxes	17,750.00
Collection of Taxes	9,518.80
Planning, Housing & Development	11,739.68
Human Resources	
Elections	
General Administration (other)	160,324.00
JUDICIARY	
Municipal Courts	9,600.00
PUBLIC SAFETY	
Fire Protection	31,231.50
Police Protection	366,830.00
Civil Defense & Disaster Control	300.00
Environmental Inspection & Control	12,550.00
Other Public Safety	
PUBLIC WORKS	
Streets and Drainage	244,355.55
Sewers and Sewage Processing	
Garbage and Trash Disposal	77,200.00
Public Buildings and Grounds	74,800.00
Other Public Works	
HEALTH and WELFARE	
Health Services Except Environmental	17,000.00
Welfare-Public Assistance	1,525.00
Hospitals, Clinics, First Aid	
Animal, Insect, & Rodent Control	
Other Welfare Services	
RECREATION and CONSERVATION	
Beaches and Boardwalks	
Parks, Playgrounds, Shade Trees	25,280.00
Land Reclamation & Conservation	
Other Recreational Services	2,050.00
EDUCATION (excluding schools)	
Libraries	4,100.00
Other Educational Services	
STATUTORY EXPENDITURES	
Pensions & F. I. C. A.	72,970.74
Employee Fringe Benefits	
Other Statutory Expenditures	5,000.00
CETA And Other Public Employment Programs	44,323.91
MUNICIPAL FUNCTIONS TOTAL	1,221,429.18
CAPITAL IMPROVEMENTS *MEMO*	5,000.00
DEBT SERVICE	
Principal Payments	70,000.00
Interest Payments	68,767.00
DEFERRED CHARGES	
SCHOOL, COUNTY, SPECIAL DISTRICT TAXES	2,798,549.21
RESERVE FOR UNCOLLECTED TAXES	164,876.37
EXPENDITURES TOTAL	4,323,621.76

REVENUES-REALIZED		
1980 Property Taxes Collected		3,230,812.02
1980 Payments in Lieu of Taxes		
Delinquent Tax & Lien Collections		62,151.91
Business Personalty Replacement Taxes		80,207.72
Taxes from Public Utilities		207,959.00
Other Miscellaneous Tax Revenues		68,000.00
State Aid Revenues		43,935.76
Federal Aid Revenues		44,091.29
State and Local Fiscal Assistance Act Utilized		65,602.00
Sale of Acquired Property		
Other Miscellaneous Revenues		272,587.44
	Total	4,075,347.14
Prior Years Surplus Appropriated		386,755.00
REVENUES	TOTAL	4,462,102.14
Reserve For Uncollected Taxes		164,876.37
CAPITAL OUTLAY	TOTAL	44,376.31
Public Enterprises		
Recreation—Culture		
Public Works		43,071.96
Buildings and Grounds		1,304.35
Library and Education		
Conservation		
All Other		

CAPITAL DEBT AUTHORIZED, DECEMBER 31, 1980

ISSUED AND UNISSUED	GROSS DEBT	NET DEBT
School	928,831	
Self-liquidating		
Other	1,227,100	1,227,100
Total	2,155,931	1,227,100
ISSUED AND OUTSTANDING		
School		928,831.00
Self-Liquidating		
Other		1,055,250.00
Total		1,984,081.00
EQUALIZED VALUATION BASIS FOR NET DEBT COMPUTATION		130,875,323

REAL PROPERTY VALUATIONS

Code	Class	# of Parcels	% VAL'N	ASSESSED VALUATION
1	Vacant Land	328	2.91	2,503,000.00
2	Residential	1495	64.78	55,661,400.00
3	Farm	2	.05	42,000.00
4a	Commercial	67	32.21	27,680,600.00
4b	Industrial			
4c	Apartments	1	.05	40,000.00
Total		1893		85,927,000.00

Land Area 3.10 Sq. Miles

Net Valuation Taxable-Municipal	86,607,270
Net Valuation Taxable-County	134,804,774
State Equalized Valuation	150,357,960
State Equalization Ratio	57.41

1980 PROPERTY TAX		
STATE EQUALIZED TAX RATE		
Local District School Taxes	.72	1,091,345.00
Regional & Consolidated School Tax	.62	929,524.84
School Taxes in Municipal Budget		
County Taxes	.50	749,371.74
County Library Taxes	.02	28,307.63
Local Municipal Purpose Taxes	.32	476,300.00
Veteran & Senior Citizen Taxes		36,720.00
Total Taxes for Rate Computation	2.18	3,311,569.21
Special District Taxes		
Bank Corp. Taxes		2,814.80
Added and Omitted Taxes		25,973.51
Total Taxes Levied - ABSTRACT		3,303,637.52
Total Taxes Billed		3,301,177.83
1980 TAXES COLLECTED		3,230,812.02
1980 Taxes Cancelled, Abated or Adjusted		1,041.37
Transfer to Tax Title Liens or Foreclosed		
Balance Outstanding Dec. 31, 1980		69,324.44
PRIOR YEARS TAXES OUTSTANDING		
Balance January 1, 1980		79,860.20
Collected in 1980		62,151.91
Cancelled, Abated or Adjusted 1980		
Transfers to Tax Title Liens or Foreclosed		
Balance December 31, 1980		17,708.29
TAX TITLE LIENS OUTSTANDING		
Balance January 1, 1980		1,284.83
Transfer From Taxes		
Redeemed in 1980		
Cancelled, Abated or Adjusted (1980)		
Transfers to Foreclosed Property		
Balance December 31, 1980		1,284.83
PROPERTY ACQUIRED BY DEED OR FORECLOSURE		
Balance January 1, 1980		180,300.00
Transfers From Taxes or Liens		
Sale for Cash (1980)		2,250.00
Cancelled, Abated or Adjusted (1980)		2,300.00
Balance December 31, 1980		175,750.00

CURRENT FINANCES DECEMBER 31, 1980	
ASSETS	
Cash Dec. 31, 1980	1,418,548.89
Taxes Receivable	87,032.73
Tax Title Liens	1,284.83
Foreclosed Property	175,750.00
Emergencies & Other Deferred Charges	7,555.55
State and Federal Aid Receivable	432.05
Other Receivables	69,529.05
Total	1,760,133.10
LIABILITIES, RESERVES, AND SURPLUS	
Cash Liabilities	1,060,874.68
Reserves for Receivables	265,596.61
Surplus Dec. 31, 1980	433,661.81
Total	1,760,133.10

1916

Papulation 1970 2,235
Papulation 1980 2,737
S & P Rating
Moody Rating BAA-1

General Tax Rate Per $100. 3.73
State Equalized Tax Rate 2.76

OGDENSBURG BOROUGH — SUSSEX COUNTY

Form of Government:
Borough Council
Number of Members on Governing Body 6

PER CAPITA:		PER CENT:	
Gross Debt	1,106.39	Gross Debt	6.39
Net Debt	9.88	Net Debt	.06
Debt Service		Tax Levy Collected	96.39
Total Tax Levy	552.34	Tax Levy Cancelled, Abated or Adjusted	.36
Municipal Expenditures	201.26		

EXPENDITURES	
GENERAL GOVERNMENT	
Governing Body & Public Boards	
Municipal Clerk	
Financial Administration	11,750.00
Assessment of Taxes	5,970.00
Collection of Taxes	11,420.00
Planning, Housing & Development	2,580.00
Human Resources	1,500.00
Elections	
General Administration (other)	76,296.00
JUDICIARY	
Municipal Courts	5,310.00
PUBLIC SAFETY	
Fire Protection	17,985.00
Police Protection	114,175.00
Civil Defense & Disaster Control	450.00
Environmental Inspection & Control	3,975.00
Other Public Safety	
PUBLIC WORKS	
Streets and Drainage	104,398.00
Sewers and Sewage Processing	
Garbage and Trash Disposal	21,000.00
Public Buildings and Grounds	30,000.00
Other Public Works	
HEALTH and WELFARE	
Health Services Except Environmental	8,626.00
Welfare-Public Assistance	1,500.00
Hospitals, Clinics, First Aid	
Animal, Insect, & Rodent Control	2,690.00
Other Welfare Services	
RECREATION and CONSERVATION	
Beaches and Boardwalks	
Parks, Playgrounds, Shade Trees	13,885.00
Land Reclamation & Conservation	
Other Recreational Services	5,500.00
EDUCATION (excluding schools)	
Libraries	
Other Educational Services	
STATUTORY EXPENDITURES	
Pensions & F. I. C. A.	22,659.90
Employee Fringe Benefits	9,300.00
Other Statutory Expenditures	1,500.00
CETA And Other Public Employment Programs	
MUNICIPAL FUNCTIONS TOTAL	472,469.90
CAPITAL IMPROVEMENTS *MEMO*	1,000.00
DEBT SERVICE	
Principal Payments	
Interest Payments	
DEFERRED CHARGES	900.00
SCHOOL, COUNTY, SPECIAL DISTRICT TAXES	1,259,404.01
RESERVE FOR UNCOLLECTED TAXES	77,470.04
EXPENDITURES TOTAL	1,810,243.95

REVENUES-REALIZED		
1980 Praperty Taxes Collected		1,456,938.55
1980 Payments in Lieu of Taxes		
Delinquent Tax & Lien Collections		31,083.74
Business Personalty Replacement Taxes		68,393.96
Taxes from Public Utilities		37,627.00
Other Miscellaneous Tax Revenues		
State Aid Revenues		17,359.15
Federal Aid Revenues		
State and Local Fiscal Assistance Act Utilized		37,436.00
Sale of Acquired Property		
Other Miscellaneous Revenues		50,398.78
	Total	1,699,237.18
Prior Years Surplus Appropriated		100,000.00
REVENUES	TOTAL	1,799,237.18
Reserve For Uncollected Taxes		77,470.04
CAPITAL OUTLAY	TOTAL	24,176.79
Public Enterprises		18,827.04
Recreation—Culture		
Public Works		5,349.75
Buildings and Grounds		
Library and Education		
Conservation		
All Other		

CAPITAL DEBT AUTHORIZED, DECEMBER 31, 1980

ISSUED AND UNISSUED	GROSS DEBT	NET DEBT
School	2,412,458	
Self-liquidating	588,700	
Other	27,040	27,040
Total	3,028,198	27,040
ISSUED AND OUTSTANDING		
School		1,817,478.98
Self-Liquidating		575,000.00
Other		
Total		2,392,478.98
EQUALIZED VALUATION BASIS FOR NET DEBT COMPUTATION		47,396,405

REAL PROPERTY VALUATIONS

Code	Class	# of Parcels	% VAL'N	ASSESSED VALUATION
1	Vacant Land	104	2.65	1,065,000.00
2	Residential	756	67.95	27,343,975.00
3	Farm	2	.03	12,150.00
4a	Commercial	36	6.07	2,443,575.00
4b	Industrial	3	22.65	9,114,700.00
4c	Apartments	6	.65	261,850.00
Total		907		40,241,250.00

Land Area 2.20 Sq. Miles

Net Valuation Taxable-Municipal	40,410,356
Net Valuation Taxable-County	49,645,396
State Equalized Valuation	54,527,375
State Equalization Ratio	74.03

1980 PROPERTY TAX		
STATE EQUALIZED TAX RATE		
Local District School Taxes	1.52	827,731.75
Regional & Consolidated School Tax	.18	97,081.70
School Taxes in Municipal Budget		
County Taxes	.58	* 318,411.46
County Library Taxes	.03	16,179.10
Local Municipal Purpose Taxes	.45	247,181.78
Veteran & Senior Citizen Taxes		21,540.00
Total Taxes for Rate Computation	2.76	1,528,125.79
Special District Taxes		
Bank Corp. Taxes		1,018.73
Added and Omitted Taxes		4,154.17
Total Taxes Levied - ABSTRACT		1,511,758.69
Total Taxes Billed		1,511,462.10
1980 TAXES COLLECTED		1,456,938.55
1980 Taxes Cancelled, Abated or Adjusted		5,460.23
Transfer to Tax Title Liens or Foreclosed		2,611.00
Balance Outstanding Dec. 31, 1980		46,452.32
PRIOR YEARS TAXES OUTSTANDING		
Balance January 1, 1980		29,540.97
Collected in 1980		26,517.23
Cancelled, Abated or Adjusted 1980		
Transfers to Tax Title Liens or Foreclosed		1,168.66
Balance December 31, 1980		1,855.08
TAX TITLE LIENS OUTSTANDING		
Balance January 1, 1980		7,084.86
Transfer From Taxes		3,896.94
Redeemed in 1980		4,566.51
Cancelled, Abated or Adjusted (1980)		
Transfers to Foreclosed Property		
Balance December 31, 1980		6,415.29
PROPERTY ACQUIRED BY DEED OR FORECLOSURE		
Balance January 1, 1980		38,500.00
Transfers From Taxes or Liens		
Sale for Cash (1980)		
Cancelled, Abated or Adjusted (1980)		
Balance December 31, 1980		38,500.00
CURRENT FINANCES DECEMBER 31, 1980		
ASSETS		
Cash Dec. 31, 1980		208,158.48
Taxes Receivable		48,307.40
Tax Title Liens		6,415.29
Foreclosed Property		38,500.00
Emergencies & Other Deferred Charges		4,000.00
State and Federal Aid Receivable		
Other Receivables		66,373.22
Total		371,754.39
LIABILITIES, RESERVES, AND SURPLUS		
Cash Liabilities		30,626.61
Reserves for Receivables		159,595.91
Surplus Dec. 31, 1980		181,531.87
Total		371,754.39

1980/3000

*Includes County Health Service Taxes or County Vocational School Taxes. See Table 13, pgs. 675, 676.

1209

Population 1970 48,900
Population 1980 51,515
S & P Rating
Maady Rating A

General Tax Rate Per $100. 3.53
State Equalized Tax Rate 3.03

OLD BRIDGE TOWNSHIP – MIDDLESEX CO.

Form of Government:
Council-Manager Plan E (OMCL50)
Number of Members on Governing Body 7

PER CAPITA:		PER CENT:	
Gross Debt	491.31	Gross Debt	3.70
Net Debt	218.02	Net Debt	1.64
Debt Service	25.69	Tax Levy Collected	96.65
Total Tax Levy	487.74	Tax Levy Cancelled, Abated or Adjusted	.27
Municipal Expenditures	194.73		

EXPENDITURES	
GENERAL GOVERNMENT	
Governing Body & Public Boards	
Municipal Clerk	
Financial Administratian	126,394.00
Assessment of Taxes	140,859.00
Callection af Taxes	63,359.00
Planning, Housing & Develapment	92,547.00
Human Resources	67,597.28
Electians	16,300.00
General Administratian (ather)	973,508.00
JUDICIARY	
Municipal Caurts	101,765.00
PUBLIC SAFETY	
Fire Pratectian	34,982.00
Palice Pratectian	2,989,997.00
Civil Defense & Disaster Contral	8,300.00
Enviranmental Inspectian & Cantral	135,857.00
Other Public Safety	
PUBLIC WORKS	
Streets and Drainage	912,557.00
Sewers and Sewage Processing	
Garbage and Trash Disposal	
Public Buildings and Graunds	62,620.00
Other Public Warks	24,769.00
HEALTH and WELFARE	
Health Services Except Environmental	192,359.00
Welfare-Public Assistance	40,527.00
Hospitals, Clinics, First Aid	
Animal, Insect, & Raaent Cantrol	4,232.00
Other Welfare Services	
RECREATION and CONSERVATION	
Beaches and Baardwalks	
Parks, Playgraunds, Shade Trees	399,137.00
Land Reclamation & Canservatian	31,576.00
Other Recreatianal Services	18,100.00
EDUCATION (excluding schaals)	
Libraries	294,000.00
Other Educatianal Services	2,500.00
STATUTORY EXPENDITURES	
Pensians & F. I. C. A.	543,631.00
Employee Fringe Benefits	437,675.00
Other Statutary Expenditures	47,579.00
CETA And Other Public Emplayment Programs	35,373.00
MUNICIPAL FUNCTIONS TOTAL	7,798,100.28
CAPITAL IMPROVEMENTS *MEMO*	20,000.00
DEBT SERVICE	
Principal Payments	665,000.00
Interest Payments	658,482.89
DEFERRED CHARGES	16,130.42
SCHOOL, COUNTY, SPECIAL DISTRICT TAXES	19,967,905.93
RESERVE FOR UNCOLLECTED TAXES	893,741.00
EXPENDITURES TOTAL	29,999,360.52

REVENUES-REALIZED		
1980 Property Taxes Collected		24,320,621.11
1980 Payments in Lieu af Taxes		
Delinquent Tax & Lien Collections		651,641.50
Business Persanalty Replacement Taxes		296,258.32
Taxes from Public Utilities		1,724,458.00
Other Miscellaneous Tax Revenues		
State Aid Revenues		798,092.88
Federal Aid Revenues		48,497.26
State and Local Fiscal Assistance Act Utilized		589,515.00
Sale af Acquired Praperty		
Other Miscellaneous Revenues		987,774.37
	Total	29,416,858.44
Priar Years Surplus Appropriated		30,000.00
REVENUES	TOTAL	29,446,858.44
Reserve For Uncallected Taxes		893,741.00
CAPITAL OUTLAY	TOTAL	1,536,752.44
Public Enterprises		
Recreatian—Culture		1,110.00
Public Warks		1,535,642.44
Buildings and Graunds		
Library and Educatian		
Canservatian		
All Other		

CAPITAL DEBT AUTHORIZED, DECEMBER 31, 1980

ISSUED AND UNISSUED	GROSS DEBT	NET DEBT
Schaal	13,704,000	
Self-liquidating		
Other	11,606,000	11,231,214
Total	25,310,000	11,231,214
ISSUED AND OUTSTANDING		
School		
Self-Liquidating		
Other		10,217,500.00
Tatal		10,217,500.00
EQUALIZED VALUATION BASIS FOR NET DEBT COMPUTATION		684,331,945

REAL PROPERTY VALUATIONS

Cade	Class	# af Parcels	% VAL'N	ASSESSED VALUATION
1	Vacant Land	1155	6.90	46,260,400.00
2	Residential	10863	69.18	463,758,700.00
3	Farm	167	.85	5,691,400.00
4a	Commercial	310	8.25	55,313,100.00
4b	Industrial	34	2.38	15,937,700.00
4c	Apartments	16	12.44	83,383,000.00
Total		12545		670,344,300.00

Land Area 38.31 Sq. Miles

Net Valuatian Taxable-Municipal	676,815,200
Net Valuatian Taxable-Caunty	319,577,330
State Equalized Valuatian	786,785,149
State Equalizatian Ratio	85.92

1980 PROPERTY TAX		
STATE EQUALIZED TAX RATE		
Local District Schaal Taxes	1.86	14,612,958.00
Regional & Consalidated School Tax		
School Taxes in Municipal Budget		
Caunty Taxes	.54	4,257,436.93
County Library Taxes		
Local Municipal Purpose Taxes	.63	4,991,227.00
Veteran & Senior Citizen Taxes		316,140.00
Tatal Taxes far Rate Computation	3.03	24,177,761.93
Special District Taxes		1,097,511.00
Bank Carp. Taxes		32,176.41
Added and Omitted Taxes		134,756.69
Total Taxes Levied - ABSTRACT		25,126,066.03
Tatal Taxes Billed		25,164,242.33
1980 TAXES COLLECTED		24,320,621.11
1980 Taxes Cancelled, Abated ar Adjusted		69,103.36
Transfer to Tax Title Liens or Fareclosed		54,414.11
Balance Outstanding Dec. 31, 1980		720,103.75
PRIOR YEARS TAXES OUTSTANDING		
Balance January 1, 1980		654,074.56
Callected in 1980		640,048.15
Cancelled, Abated ar Adjusted 1980		584.63
Transfers to Tax Title Liens or Foreclosed		10,339.94
Balance December 31, 1980		3,101.84
TAX TITLE LIENS OUTSTANDING		
Balance January 1, 1980		134,523.14
Transfer From Taxes		66,609.87
Redeemed in 1980		11,593.35
Cancelled, Abated ar Adjusted (1980)		21,092.98
Transfers to Foreclosed Property		
Balance December 31, 1980		168,446.68
PROPERTY ACQUIRED BY DEED OR FORECLOSURE		
Balance January 1, 1980		1,014,010.00
Transfers Fram Taxes or Liens		
Sale for Cash (1980)		27,000.00
Cancelled, Abated ar Adjusted (1980)		159,320.00
Balance December 31, 1980		827,690.00

CURRENT FINANCES DECEMBER 31, 1980

ASSETS	
Cash Dec. 31, 1980	1,229,486.69
Taxes Receivable	723,205.59
Tax Title Liens	168,446.68
Fareclased Praperty	827,690.00
Emergencies & Other Deferred Charges	18,786.99
State and Federal Aid Receivable	554.80
Other Receivables	171,544.34
Tatal	3,139,715.09
LIABILITIES, RESERVES, AND SURPLUS	
Cash Liabilities	856,386.28
Reserves far Receivables	1,890,886.61
Surplus Dec. 31, 1980	392,442.20
Tatal	3,139,715.09

1980/3000

0243

Papulation 1970 3,935
Papulation 1980 4,168
S & P Rating
Moody Rating A-1

General Tax Rate Per $100. 2.85
State Equalized Tax Rate 2.13

OLD TAPPAN BOROUGH — BERGEN COUNTY

Form of Government:
Borough Council
Number of Members on Governing Body 6

PER CAPITA.		PER CENT:	
Gross Debt	280.67	Gross Debt	.91
Net Debt	157.63	Net Debt	.51
Debt Service	18.79	Tax Levy Collected	96.49
Total Tax Levy	766.59	Tax Levy Cancelled, Abated or Adjusted	.11
Municipal Expenditures	360.25		

EXPENDITURES	
GENERAL GOVERNMENT	
Governing Body & Public Baards	
Municipal Clerk	
Financial Administratian	15,100.08
Assessment of Taxes	8,559.92
Callection af Taxes	8,749.32
Planning, Housing & Develapment	8,625.00
Human Resaurces	
Elections	
General Administratian (ather)	181,677.52
JUDICIARY	
Municipal Caurts	7,605.00
PUBLIC SAFETY	
Fire Pratectian	76,202.00
Police Pratection	358,645.00
Civil Defense & Disaster Cantrol	2,025.00
Environmental Inspection & Cantral	8,700.00
Other Public Safety	
PUBLIC WORKS	
Streets and Drainage	169,900.00
Sewers and Sewage Processing	
Garbage and Trash Dispasal	
Public Buildings and Graunds	22,463.13
Other Public Warks	
HEALTH and WELFARE	
Health Services Except Environmental	22,163.00
Welfare-Public Assistance	360.08
Hospitals, Clinics, First Aid	400.00
Animal, Insect, & Radent Control	
Other Welfare Services	
RECREATION and CONSERVATION	
Beaches and Boardwalks	
Parks, Playgraunds, Shade Trees	24,430.00
Land Reclamation & Canservation	
Other Recreatianal Services	125,981.84
EDUCATION (excluding schools)	
Libraries	35,600.00
Other Educatianal Services	
STATUTORY EXPENDITURES	
Pensions & F. I. C. A.	127,213.14
Employee Fringe Benefits	18,300.00
Other Statutary Expenditures	3,100.00
CETA And Other Public Employment Programs	8,315.00
MUNICIPAL FUNCTIONS TOTAL	1,234,115.03
CAPITAL IMPROVEMENTS *MEMO*	
DEBT SERVICE	
Principal Payments	35,000.00
Interest Payments	43,301.18
DEFERRED CHARGES	29,241.43
SCHOOL, COUNTY, SPECIAL DISTRICT TAXES	3,051,967.67
RESERVE FOR UNCOLLECTED TAXES	159,844.50
EXPENDITURES TOTAL	4,553,469.81

REVENUES-REALIZED		
1980 Property Taxes Collected		3,090,333.33
1980 Payments in Lieu af Taxes		
Delinquent Tax & Lien Callectians		62,903.49
Business Persanalty Replacement Taxes		38,691.32
Taxes from Public Utilities		729,954.00
Other Miscellaneous Tax Revenues		
State Aid Revenues		27,639.81
Federal Aid Revenues		
State and Local Fiscal Assistance Act Utilized		30,812.08
Sale af Acquired Property		
Other Miscellaneaus Revenues		272,780.58
	Tatal	4,253,114.61
Prior Years Surplus Appropriated		222,000.00
REVENUES	TOTAL	4,475,114.61
Reserve For Uncallected Taxes		159,844.50
CAPITAL OUTLAY	TOTAL	100,537.10
Public Enterprises		
Recreatian—Culture		
Public Warks		910.60
Buildings and Graunds		99,626.50
Library and Educatian		
Conservatian		
All Other		

CAPITAL DEBT AUTHORIZED, DECEMBER 31, 1980

ISSUED AND UNISSUED	GROSS DEBT	NET DEBT
School	512,820	
Self-liquidating		
Other	657,000	657,000
Tatal	1,169,820	657,000
ISSUED AND OUTSTANDING		
Schaal		512,820.65
Self-Liquidating		
Other		613,000.00
Tatal		1,125,820.65
EQUALIZED VALUATION BASIS FOR NET DEBT COMPUTATION		128,538,808

REAL PROPERTY VALUATIONS

Code	Class	# of Parcels	% VAL'N	ASSESSED VALUATION
1	Vacant Land	164	3.96	4,383,400.00
2	Residential	1128	79.33	87,780,000.00
3	Farm	29	.88	978,300.00
4a	Commercial	35	15.82	17,507,500.00
4b	Industrial			
4c	Apartments			
Tatal		1356		110,649,200.00

Land Area 3.10 Sq. Miles

Net Valuatian Taxable-Municipal	111,053,396
Net Valuatian Taxable-Caunty	132,134,979
State Equalized Valuatian	148,074,288
State Equalizatian Ratio	74.93

1980 PROPERTY TAX		
STATE EQUALIZED TAX RATE		
Local District School Taxes	1.01	1,496,061.00
Regional & Consalidated School Tax	.73	1,074,706.42
Schaal Taxes in Municipal Budget		
Caunty Taxes	.32	481,200.25
Caunty Library Taxes		
Local Municipal Purpase Taxes	.07	102,792.05
Veteran & Senior Citizen Taxes		24,930.00
Tatal Taxes for Rate Computatian	2.13	3,179,689.72
Special District Taxes		
Bank Carp. Taxes		2,698.08
Added and Omitted Taxes		37,674.15
Tatal Taxes Levied - ABSTRACT		3,195,131.95
Tatal Taxes Billed		3,202,855.95
1980 TAXES COLLECTED		3,090,333.33
1980 Taxes Cancelled, Abated or Adjusted		3,532.28
Transfer to Tax Title Liens ar Foreclosed		3,591.00
Balance Outstanding Dec. 31, 1980		105,399.34
PRIOR YEARS TAXES OUTSTANDING		
Balance January 1, 1980		239,011.55
Collected in 1980		62,903.49
Cancelled, Abated ar Adjusted 1980		
Transfers to Tax Title Liens or Fareclased		3,187.80
Balance December 31, 1980		172,920.26
TAX TITLE LIENS OUTSTANDING		
Balance January 1, 1980		809.69
Transfer From Taxes		7,164.53
Redeemed in 1980		
Cancelled, Abated or Adjusted (1980)		
Transfers to Fareclosed Property		
Balance December 31, 1980		7,974.22
PROPERTY ACQUIRED BY DEED OR FORECLOSURE		
Balance January 1, 1980		397,900.00
Transfers From Taxes or Liens		
Sale for Cash (1980)		
Cancelled, Abated or Adjusted (1980)		
Balance December 31, 1980		397,900.00

CURRENT FINANCES DECEMBER 31, 1980

ASSETS	
Cash Dec. 31, 1980	277,882.52
Taxes Receivable	278,319.60
Tax Title Liens	7,974.22
Foreclosed Property	397,900.00
Emergencies & Other Deferred Charges	62,969.72
State and Federal Aid Receivable	1,602.99
Other Receivables	33,948.63
Total	1,060,597.68
LIABILITIES, RESERVES, AND SURPLUS	
Cash Liabilities	234,435.14
Reserves for Receivables	718,142.45
Surplus Dec. 31, 1980	108,020.09
Total	1,060,597.68

1706

Population 1970 2,055
Population 1980 1,847
S & P Rating
Moody Rating

General Tax Rate Per $100. 3.46
State Equalized Tax Rate 2.60

OLDMANS TOWNSHIP — SALEM COUNTY

Form of Government:
Township Committee
Number of Members on Governing Body 3

PER CAPITA:		PER CENT:	
Gross Debt	166.42	Gross Debt	.81
Net Debt	37.02	Net Debt	.18
Debt Service		Tax Levy Collected	92.50
Total Tax Levy	531.44	Tax Levy Cancelled, Abated or Adjusted	
Municipal Expenditures	178.90		

EXPENDITURES	
GENERAL GOVERNMENT	
Governing Body & Public Boards	3,800.00
Municipal Clerk	2,500.00
Financial Administration	12,400.00
Assessment of Taxes	5,846.58
Collection of Taxes	5,925.00
Planning, Housing & Development	5,900.00
Human Resources	
Elections	
General Administration (other)	25,300.00
JUDICIARY	
Municipal Courts	8,275.00
PUBLIC SAFETY	
Fire Protection	31,110.78
Police Protection	20,414.36
Civil Defense & Disaster Control	300.00
Environmental Inspection & Control	3,950.00
Other Public Safety	
PUBLIC WORKS	
Streets and Drainage	38,200.00
Sewers and Sewage Processing	
Garbage and Trash Disposal	21,765.80
Public Buildings and Grounds	4,000.00
Other Public Works	
HEALTH and WELFARE	
Health Services Except Environmental	500.00
Welfare-Public Assistance	500.00
Hospitals, Clinics, First Aid	1,000.00
Animal, Insect, & Rodent Control	1,200.00
Other Welfare Services	
RECREATION and CONSERVATION	
Beaches and Boardwalks	
Parks, Playgrounds, Shade Trees	500.00
Land Reclamation & Conservation	
Other Recreational Services	800.00
EDUCATION (excluding schools)	
Libraries	
Other Educational Services	
STATUTORY EXPENDITURES	
Pensions & F. I. C. A.	7,000.00
Employee Fringe Benefits	
Other Statutory Expenditures	400.00
CETA And Other Public Employment Programs	
MUNICIPAL FUNCTIONS TOTAL	201,987.52
CAPITAL IMPROVEMENTS *MEMO*	25,000.00
DEBT SERVICE	
Principal Payments	
Interest Payments	
DEFERRED CHARGES	29,895.16
SCHOOL, COUNTY, SPECIAL DISTRICT TAXES	974,456.78
RESERVE FOR UNCOLLECTED TAXES	98,546.96
EXPENDITURES TOTAL	1,304,886.42

REVENUES-REALIZED		
1980 Property Taxes Collected		906,743.10
1980 Payments in Lieu of Taxes		
Delinquent Tax & Lien Collections		75,317.64
Business Personalty Replacement Taxes		42,073.60
Taxes from Public Utilities		116,226.00
Other Miscellaneous Tax Revenues		
State Aid Revenues		14,460.34
Federal Aid Revenues		
State and Local Fiscal Assistance Act Utilized		10,752.26
Sale of Acquired Property		
Other Miscellaneous Revenues		98,237.42
	Total	1,263,810.36
Prior Years Surplus Appropriated		100,943.01
REVENUES	TOTAL	1,364,753.37
Reserve For Uncollected Taxes		98,546.96
CAPITAL OUTLAY	TOTAL	76,736.21
Public Enterprises		
Recreation—Culture		
Public Works		76,736.21
Buildings and Grounds		
Library and Education		
Conservation		
All Other		

CAPITAL DEBT AUTHORIZED, DECEMBER 31, 1980

ISSUED AND UNISSUED	GROSS DEBT	NET DEBT
School	239,000	
Self-liquidating	28,370	28,370
Other	40,000	40,000
Total	307,370	68,370

ISSUED AND OUTSTANDING	
School	239,000.00
Self-Liquidating	28,370.28
Other	
Total	267,370.28
EQUALIZED VALUATION BASIS FOR NET DEBT COMPUTATION	37,724,335

REAL PROPERTY VALUATIONS

Code	Class	# of Parcels	% VAL'N	ASSESSED VALUATION
1	Vacant Land	248	5.48	1,524,400.00
2	Residential	491	37.71	10,496,100.00
3	Farm	356	14.27	3,971,100.00
4a	Commercial	44	23.13	6,439,100.00
4b	Industrial	9	19.42	5,405,100.00
4c	Apartments			
Total		1148		27,835,800.00

Land Area	19.40 Sq. Miles
Net Valuation Taxable-Municipol	28,188,508
Net Valuation Taxable-County	41,472,462
Stote Equalized Valuation	37,360,055
State Equalization Ratio	75.22

1980 PROPERTY TAX		
STATE EQUALIZED TAX RATE		
Local District School Taxes	1.66	623,754.71
Regional & Consolidated School Tax		
School Taxes in Municipal Budget		
County Taxes	.94	350,702.07
County Library Taxes		
Local Municipal Purpose Taxes		
Veteran & Senior Citizen Taxes		13,270.00
Total Taxes for Rate Computation	2.60	987,726.78
Special District Taxes		
Bank Corp. Taxes		1,338.85
Added and Omitted Taxes		5,776.27
Total Taxes Levied - ABSTRACT		981,571.90
Total Taxes Billed		980,233.05
1980 TAXES COLLECTED		906,743.10
1980 Taxes Cancelled, Abated or Adjusted		
Transfer to Tax Title Liens or Foreclosed		
Balance Outstanding Dec. 31, 1980		73,489.95
PRIOR YEARS TAXES OUTSTANDING		
Balance January 1, 1980		73,801.87
Collected in 1980		73,275.28
Cancelled, Abated or Adjusted 1980		487.90
Transfers to Tax Title Liens or Foreclosed		
Balance December 31, 1980		38.69
TAX TITLE LIENS OUTSTANDING		
Balance January 1, 1980		4,683.54
Transfer From Taxes		
Redeemed in 1980		2,042.36
Cancelled, Abated or Adjusted (1980)		
Transfers to Foreclosed Property		
Balance December 31, 1980		2,641.18
PROPERTY ACQUIRED BY DEED OR FORECLOSURE		
Balance January 1, 1980		100.00
Transfers From Taxes or Liens		
Sale for Cash (1980)		
Cancelled, Abated or Adjusted (1980)		
Balance December 31, 1980		100.00

CURRENT FINANCES DECEMBER 31, 1980 ASSETS	
Cash Dec. 31, 1980	345,408.55
Taxes Receivable	73,528.64
Tax Title Liens	2,641.18
Foreclosed Property	100.00
Emergencies & Other Deferred Chorges	5,812.48
State and Federal Aid Receivable	
Other Receivables	16,891.62
Total	444,382.47
LIABILITIES, RESERVES, AND SURPLUS	
Cash Liabilities	59,610.32
Reserves for Receivables	93,161.44
Surplus Dec. 31, 1980	291,610.71
Total	444,382.47

1980/3000

0244

Population 1970 8,910
Population 1980 8,658
S & P Rating
Moody Rating A-1

General Tax Rate Per $100. 3.29
State Equalized Tax Rate 2.00

ORADELL BOROUGH – BERGEN COUNTY

Form of Government:
Borough Council
Number of Members on Governing Body 6

PER CAPITA:		PER CENT:	
Gross Debt	261.87	Gross Debt	.83
Net Debt	235.79	Net Debt	.75
Debt Service	34.32	Tax Levy Collected	98.84
Total Tax Levy	744.76	Tax Levy Cancelled, Abated or Adjusted	.55
Municipal Expenditures	362.24		

EXPENDITURES	
GENERAL GOVERNMENT	
Governing Body & Public Boards	
Municipal Clerk	
Financial Administration	10,250.00
Assessment of Taxes	11,420.00
Collection of Taxes	32,023.00
Planning, Housing & Development	4,220.00
Human Resources	4,000.00
Elections	1,600.00
General Administration (other)	485,010.00
JUDICIARY	
Municipal Courts	27,130.00
PUBLIC SAFETY	
Fire Protection	103,550.00
Police Protection	624,335.00
Civil Defense & Disaster Control	3,000.00
Environmental Inspection & Control	30,211.00
Other Public Safety	
PUBLIC WORKS	
Streets and Drainage	142,613.42
Sewers and Sewage Processing	64,765.00
Garbage and Trash Disposal	212,625.00
Public Buildings and Grounds	194,141.00
Other Public Works	55,000.00
HEALTH and WELFARE	
Health Services Except Environmental	28,320.00
Welfare-Public Assistance	1,700.00
Hospitals, Clinics, First Aid	
Animal, Insect, & Rodent Control	
Other Welfare Services	
RECREATION and CONSERVATION	
Beaches and Boardwalks	
Parks, Playgrounds, Shade Trees	107,380.00
Land Reclamation & Conservation	
Other Recreational Services	53,250.00
EDUCATION (excluding schools)	
Libraries	104,275.00
Other Educational Services	
STATUTORY EXPENDITURES	
Pensions & F. I. C. A.	166,999.00
Employee Fringe Benefits	49,800.00
Other Statutory Expenditures	5,300.00
CETA And Other Public Employment Programs	47,039.71
MUNICIPAL FUNCTIONS TOTAL	2,569,957.13
CAPITAL IMPROVEMENTS *MEMO*	20,672.44
DEBT SERVICE	
Principal Payments	209,340.00
Interest Payments	87,787.08
DEFERRED CHARGES	78,611.14
SCHOOL, COUNTY, SPECIAL DISTRICT TAXES	4,942,269.61
RESERVE FOR UNCOLLECTED TAXES	190,600.00
EXPENDITURES TOTAL	8,078,564.96

REVENUES-REALIZED	
1980 Property Taxes Collected	6,369,600.84
1980 Payments in Lieu of Taxes	
Delinquent Tax & Lien Collections	57,615.80
Business Personalty Replacement Taxes	64,817.24
Taxes from Public Utilities	689,614.00
Other Miscellaneous Tax Revenues	
State Aid Revenues	66,739.65
Federal Aid Revenues	58,265.52
State and Local Fiscal Assistance Act Utilized	69,013.42
Sale of Acquired Property	
Other Miscellaneous Revenues	533,952.59
Total	7,909,619.06
Prior Years Surplus Appropriated	572,000.00
REVENUES TOTAL	8,481,619.06
Reserve For Uncollected Taxes	190,600.00
CAPITAL OUTLAY TOTAL	592,395.31
Public Enterprises	
Recreation—Culture	11,552.00
Public Works	350,018.81
Buildings and Grounds	230,824.50
Library and Education	
Conservation	
All Other	

CAPITAL DEBT AUTHORIZED, DECEMBER 31, 1980

ISSUED AND UNISSUED	GROSS DEBT	NET DEBT
School	225,796	
Self-liquidating		
Other	2,041,480	2,041,480
Total	2,267,276	2,041,480

ISSUED AND OUTSTANDING	
School	225,796.53
Self-Liquidating	
Other	1,933,840.00
Total	2,159,636.53
EQUALIZED VALUATION BASIS FOR NET DEBT COMPUTATION	272,851,205

REAL PROPERTY VALUATIONS

Code	Class	# of Parcels	% VAL'N	ASSESSED VALUATION
1	Vacant Land	90	2.60	4,986,310.00
2	Residential	2572	82.11	157,526,700.00
3	Farm			
4a	Commercial	89	14.18	27,201,500.00
4b	Industrial	1	.05	92,500.00
4c	Apartments	5	1.06	2,038,000.00
Total		2757		191,845,010.00

Land Area	2.55 Sq. Miles
Net Valuation Taxable-Municipal	193,545,887
Net Valuation Taxable-County	277,298,952
State Equalized Valuation	316,510,879
State Equalization Ratio	60.94

1980 PROPERTY TAX		
STATE EQUALIZED TAX RATE		
Local District School Taxes	.41	1,298,333.00
Regional & Consolidated School Tax	.83	2,633,895.37
School Taxes in Municipal Budget		
County Taxes	.32	1,010,041.24
County Library Taxes		
Local Municipal Purpose Taxes	.45	1,417,723.00
Veteran & Senior Citizen Taxes		67,000.00
Total Taxes for Rate Computation	2.01	6,426,992.61
Special District Taxes		
Bank Corp. Taxes		11,382.85
Added and Omitted Taxes		76,749.53
Total Taxes Levied - ABSTRACT		6,448,124.99
Total Taxes Billed		6,444,409.22
1980 TAXES COLLECTED		6,369,600.84
1980 Taxes Cancelled, Abated or Adjusted		35,308.05
Transfer to Tax Title Liens or Foreclosed		3,704.54
Balance Outstanding Dec. 31, 1980		35,795.79
PRIOR YEARS TAXES OUTSTANDING		
Balance January 1, 1980		194,939.32
Collected in 1980		51,399.29
Cancelled, Abated or Adjusted 1980		136,686.10
Transfers to Tax Title Liens or Foreclosed		6,839.10
Balance December 31, 1980		14.83
TAX TITLE LIENS OUTSTANDING		
Balance January 1, 1980		
Transfer From Taxes		11,607.13
Redeemed in 1980		6,216.51
Cancelled, Abated or Adjusted (1980)		
Transfers to Foreclosed Property		
Balance December 31, 1980		5,390.62
PROPERTY ACQUIRED BY DEED OR FORECLOSURE		
Balance January 1, 1980		33,173.00
Transfers From Taxes or Liens		
Sale for Cash (1980)		2,500.00
Cancelled, Abated or Adjusted (1980)		
Balance December 31, 1980		30,673.00

CURRENT FINANCES DECEMBER 31, 1980 ASSETS	
Cash Dec. 31, 1980	3,008,549.33
Taxes Receivable	35,810.62
Tax Title Liens	5,390.62
Foreclosed Property	30,673.00
Emergencies & Other Deferred Charges	60,598.86
State and Federal Aid Receivable	356.66
Other Receivables	
Total	3,141,379.09
LIABILITIES, RESERVES, AND SURPLUS	
Cash Liabilities	2,303,842.72
Reserves for Receivables	71,874.24
Surplus Dec. 31, 1980	765,662.13
Total	3,141,379.09

0717

Population 1970 32,640
Population 1980 31,136
S & P Rating
Moody Rating A

General Tax Rate Per $100. 10.04
State Equalized Tax Rate 5.99

ORANGE CITY – ESSEX COUNTY

Form of Government:
Mayor-Council Plan D (OMCL50)
Number of Members on Governing Body 7

PER CAPITA:		PER CENT:	
Gross Debt	280.38	Gross Debt	4.42
Net Debt	113.77	Net Debt	1.80
Debt Service	30.92	Tax Levy Collected	90.04
Total Tax Levy	412.78	Tax Levy Cancelled, Abated or Adjusted	1.40
Municipal Expenditures	441.46		

EXPENDITURES	
GENERAL GOVERNMENT	
Governing Body & Public Boards	119,582.00
Municipal Clerk	105,001.00
Financial Administration	42,649.00
Assessment of Taxes	71,969.00
Collection of Taxes	101,877.00
Planning, Housing & Development	43,218.00
Human Resources	714,772.00
Elections	
General Administration (other)	1,486,588.57
JUDICIARY	
Municipal Courts	106,659.00
PUBLIC SAFETY	
Fire Protection	1,971,721.05
Police Protection	2,194,368.00
Civil Defense & Disaster Control	5,650.00
Environmental Inspection & Control	109,418.00
Other Public Safety	
PUBLIC WORKS	
Streets and Drainage	679,963.00
Sewers and Sewage Processing	456,969.26
Garbage and Trash Disposal	446,000.00
Public Buildings and Grounds	
Other Public Works	610,070.45
HEALTH and WELFARE	
Health Services Except Environmental	178,808.00
Welfare-Public Assistance	125,645.00
Hospitals, Clinics, First Aid	
Animal, Insect, & Rodent Control	
Other Welfare Services	17,000.00
RECREATION and CONSERVATION	
Beaches and Boardwalks	
Parks, Playgrounds, Shade Trees	47,023.00
Land Reclamation & Conservation	
Other Recreatianal Services	31,453.39
EDUCATION (excluding schaals)	
Libraries	288,400.00
Other Educational Services	
STATUTORY EXPENDITURES	
Pensions & F. I. C. A.	1,260,153.13
Employee Fringe Benefits	312,650.00
Other Statutory Expenditures	58,000.00
CETA And Other Public Employment Programs	
MUNICIPAL FUNCTIONS TOTAL	11,585,607.85
CAPITAL IMPROVEMENTS *MEMO*	5,000.00
DEBT SERVICE	
Principal Payments	565,000.00
Interest Payments	397,641.00
TYPE I SCHL DEBT *MEMO	516,871.75
DEFERRED CHARGES	101,041.47
SCHOOL, COUNTY, SPECIAL DISTRICT TAXES	6,430,939.62
RESERVE FOR UNCOLLECTED TAXES	1,095,965.69
EXPENDITURES TOTAL	20,176,195.63

REVENUES-REALIZED	
1980 Property Taxes Collected	11,563,027.74
1980 Payments in Lieu of Taxes	6,485.66
Delinquent Tax & Lien Collections	691,312.13
Business Personalty Replacement Taxes	799,988.52
Taxes from Public Utilities	1,401,072.00
Other Miscellaneous Tax Revenues	
State Aid Revenues	2,230,704.18
Federal Aid Revenues	
State and Local Fiscal Assistance Act Utilized	433,687.00
Sale of Acquired Property	44,713.75
Other Miscellaneous Revenues	1,594,503.54
Total	18,765,494.52
Priar Years Surplus Appraprialed	120,000.00
REVENUES TOTAL	18,885,494.52
Reserve Far Uncollected Taxes	1,095,965.69
CAPITAL OUTLAY TOTAL	261,251.81
Public Enterprises	
Recreation—Culture	
Public Warks	137,010.65
Buildings and Grounds	124,241.16
Library and Education	
Conservatian	
All Other	

CAPITAL DEBT AUTHORIZED, DECEMBER 31, 1980

ISSUED AND UNISSUED	GROSS DEBT	NET DEBT
School	3,735,000	
Self-liquidating	896,000	
Other	4,098,789	3,542,375
Total	8,729,789	3,542,375

ISSUED AND OUTSTANDING	
School	3,735,000.00
Self-Liquidating	896,000.00
Other	3,761,000.00
Total	8,392,000.00
EQUALIZED VALUATION BASIS FOR NET DEBT COMPUTATION	197,343,380

REAL PROPERTY VALUATIONS

Code	Class	# of Parcels	% VAL'N	ASSESSED VALUATION
1	Vacant Land	392	1.19	1,482,500.00
2	Residential	3814	47.96	59,928,400.00
3	Farm			
4a	Commercial	423	19.23	24,024,300.00
4b	Industrial	63	5.17	6,461,600.00
4c	Apartments	196	26.46	33,056,900.00
Total		4828		124,953,700.00

Land Area 2.20 Sq. Miles

Net Valuation Taxable-Municipal	127,116,500
Net Valuation Taxable-County	205,691,337
State Equalized Valuation	211,657,697
State Equalization Ratio	59.71

1980 PROPERTY TAX		
STATE EQUALIZED TAX RATE →		
Local District School Taxes	1.70	3,622,594.00
Regional & Consolidated School Tax		
School Taxes in Municipal Budget	.07	150,966.75
County Taxes	1.25	2,657,378.87
County Library Taxes		
Local Municipal Purpose Taxes	2.97	6,319,227.32
Veteran & Senior Citizen Taxes		96,180.00
Total Taxes for Rate Computation	5.99	12,846,346.94
Special District Taxes		
Bank Corp. Taxes		23,226.11
Added and Omitted Taxes		79,004.76
Total Taxes Levied - ABSTRACT		12,852,397.81
Total Taxes Billed		12,841,501.36
1980 TAXES COLLECTED		11,563,027.74
1980 Taxes Cancelled, Abated or Adjusted		179,938.68
Transfer to Tax Title Liens or Foreclosed		307,402.07
Balance Outstanding Dec. 31, 1980		791,132.87
PRIOR YEARS TAXES OUTSTANDING		
Balance January 1, 1980		521,753.75
Collected in 1980		455,912.52
Cancelled, Abated or Adjusted 1980		3,332.24
Transfers to Tax Title Liens or Foreclosed		47,623.30
Balance December 31, 1980		14,885.69
TAX TITLE LIENS OUTSTANDING		
Balance January 1, 1980		1,263,180.00
Transfer From Taxes		363,383.16
Redeemed in 1980		235,399.61
Cancelled, Abated or Adjusted (1980)		17,249.67
Transfers to Foreclosed Property		
Balance December 31, 1980		1,373,913.88
PROPERTY ACQUIRED BY DEED OR FORECLOSURE		
Balance January 1, 1980		599,813.75
Transfers From Taxes or Liens		
Sale for Cash (1980)		44,713.75
Cancelled, Abated or Adjusted (1980)		
Balance December 31, 1980		555,100.00
CURRENT FINANCES DECEMBER 31, 1980		
ASSETS		
Cash Dec. 31, 1980		1,368,070.63
Taxes Receivable		806,018.56
Tax Title Liens		1,373,913.88
Foreclosed Praperty		555,100.00
Emergencies & Other Deferred Charges		150,924.96
State and Federal Aid Receivable		181,258.96
Other Receivables		734,638.33
Total		5,169,925.32
LIABILITIES, RESERVES, AND SURPLUS		
Cash Liabilities		1,267,727.18
Reserves for Receivables		3,469,670.77
Surplus Dec. 31, 1980		432,527.37
Total		5,169,925.32

1980/3000

* ABOVE DEBT SERVICE INCLUDES TYPE I SCHOOL DEBT

2117

Population 1970 1,745
Population 1980 1,659
S & P Rating
Moody Rating

General Tax Rate Per $100. 2.95
State Equalized Tax Rate 2.57

OXFORD TOWNSHIP – WARREN COUNTY

Form of Government:
Small Municipality Plan C (OMCL50)
Number of Members on Governing Body 3

PER CAPITA:		PER CENT:	
Gross Debt	1,931.89	Gross Debt	12.83
Net Debt	1,874.62	Net Debt	12.45
Debt Service	11.74	Tax Levy Collected	88.44
Total Tax Levy	427.98	Tax Levy Cancelled, Abated or Adjusted	.30
Municipal Expenditures	272.89		

EXPENDITURES	
GENERAL GOVERNMENT	
Governing Body & Public Boards	3,300.00
Municipal Clerk	6,800.00
Financial Administration	11,053.03
Assessment of Taxes	4,650.00
Collection of Taxes	6,300.00
Planning, Housing & Development	2,000.00
Human Resources	
Elections	
General Administrotion (other)	44,449.00
JUDICIARY	
Municipol Courts	4,600.00
PUBLIC SAFETY	
Fire Protection	5,500.00
Police Protection	96,324.00
Civil Defense & Disaster Control	200.00
Environmentol Inspection & Control	
Other Public Safety	
PUBLIC WORKS	
Streets ond Drainage	70,663.00
Sewers and Sewage Processing	
Garbage and Trash Disposal	34,330.00
Public Buildings ond Grounds	8,000.00
Other Public Works	
HEALTH and WELFARE	
Health Services Except Environmental	100.00
Welfare-Public Assistance	625.00
Hospitols, Clinics, First Aid	
Animol, Insect, & Rodent Control	530.00
Other Welfare Services	
RECREATION and CONSERVATION	
Beaches ond Boardwalks	
Porks, Playgrounds, Shade Trees	10,100.00
Land Reclomotion & Conservation	
Other Recreotional Services	7,900.00
EDUCATION (excluding schools)	
Libraries	4,000.00
Other Educotionol Services	
STATUTORY EXPENDITURES	
Pensions & F. I. C. A.	13,000.00
Employee Fringe Benefits	3,625.00
Other Stotutory Expenditures	1,000.00
CETA And Other Public Employment Programs	
MUNICIPAL FUNCTIONS TOTAL	339,049.03
CAPITAL IMPROVEMENTS *MEMO*	
DEBT SERVICE	
Principal Payments	15,000.00
Interest Payments	4,473.60
DEFERRED CHARGES	2,760.00
SCHOOL, COUNTY, SPECIAL DISTRICT TAXES	640,026.12
RESERVE FOR UNCOLLECTED TAXES	91,447.02
EXPENDITURES TOTAL	1,092,755.77

REVENUES-REALIZED		
1980 Property Taxes Collected		626,892.78
1980 Payments in Lieu of Taxes		8,952.19
Delinquent Tax & Lien Collections		62,798.16
Business Personalty Replacement Taxes		36,063.24
Taxes from Public Utilities		52,702.00
Other Miscellaneous Tax Revenues		
State Aid Revenues		12,842.40
Federal Aid Revenues		
State and Local Fiscal Assistance Act Utilized		15,349.03
Sale of Acquired Property		
Other Miscellaneous Revenues		239,160.85
	Total	1,054,750.65
Prior Years Surplus Appropriated		87,000.00
REVENUES	TOTAL	1,141,750.65
Reserve For Uncollected Taxes		91,447.02
CAPITAL OUTLAY	TOTAL	196,036.24
Public Enterprises		139,001.74
Recreation—Culture		
Public Works		49,687.73
Buildings ond Grounds		7,346.77
Library and Education		
Conservation		
All Other		

CAPITAL DEBT AUTHORIZED, DECEMBER 31, 1980

ISSUED AND UNISSUED	GROSS DEBT	NET DEBT
School	95,000	
Self-liquidating		
Other	3,110,000	3,110,000
Total	3,205,000	3,110,000

ISSUED AND OUTSTANDING		
School		95,000.00
Self-Liquidating		
Other		1,122,000.00
Total		1,217,000.00
EQUALIZED VALUATION BASIS FOR NET DEBT COMPUTATION		24,973,734

REAL PROPERTY VALUATIONS

Code	Class	# of Parcels	% VAL'N	ASSESSED VALUATION
1	Vacant Land	205	7.06	1,656,625.00
2	Residential	500	70.32	16,503,550.00
3	Farm	54	5.17	1,214,795.00
4o	Commercial	26	5.44	1,277,000.00
4b	Industrial	16	11.24	2,637,100.00
4c	Apartments	3	.77	181,300.00
Total		804		23,470,370.00

Land Area 5.70 Sq. Miles

Net Valuation Taxable-Municipal	23,925,826
Net Valuation Taxable-County	27,146,658
State Equalized Valuation	27,418,968
State Equalization Ratio	87.20

1980 PROPERTY TAX		
STATE EQUALIZED TAX RATE	1.75	
Local District School Taxes		480,451.32
Regional & Consolidated School Tax		
School Taxes in Municipal Budget		
County Taxes	.55	151,578.47
County Library Taxes	.03	7,996.33
Local Municipal Purpose Taxes	.24	64,781.52
Veteran & Senior Citizen Taxes		19,210.00
Total Taxes for Rate Computation	2.57	724,017.64
Special District Taxes		
Bank Corp. Taxes		2,843.65
Added and Omitted Taxes		2,365.33
Total Taxes Levied - ABSTRACT		710,016.62
Total Taxes Billed		708,807.26
1980 TAXES COLLECTED		626,892.78
1980 Taxes Cancelled, Abated or Adjusted		2,093.20
Transfer to Tax Title Liens or Foreclosed		15,302.75
Balance Outstanding Dec. 31, 1980		64,518.53
PRIOR YEARS TAXES OUTSTANDING		
Balance January 1, 1980		52,502.29
Collected in 1980		41,120.50
Cancelled, Abated or Adjusted 1980		
Transfers to Tax Title Liens or Foreclosed		7,611.24
Balance December 31, 1980		3,770.55
TAX TITLE LIENS OUTSTANDING		
Balance January 1, 1980		46,086.44
Transfer From Taxes		24,218.12
Redeemed in 1980		21,067.66
Cancelled, Abated or Adjusted (1980)		
Transfers to Foreclosed Property		12,286.20
Balance December 31, 1980		36,950.70
PROPERTY ACQUIRED BY DEED OR FORECLOSURE		
Balance January 1, 1980		64,200.00
Transfers From Taxes or Liens		68,400.00
Sale for Cash (1980)		6,150.00
Cancelled, Abated or Adjusted (1980)		112,750.00
Balance December 31, 1980		13,700.00

CURRENT FINANCES DECEMBER 31, 1980 ASSETS	
Cash Dec. 31, 1980	450,810.65
Taxes Receivable	68,289.08
Tax Title Liens	36,950.70
Foreclosed Property	13,700.00
Emergencies & Other Deferred Charges	13,880.00
State and Federal Aid Receivable	9,611.20
Other Receivables	63,381.16
Total	656,622.79
LIABILITIES, RESERVES, AND SURPLUS	
Cash Liabilities	245,340.95
Reserves for Receivables	177,465.02
Surplus Dec. 31, 1980	233,816.82
Total	656,622.79

*Includes County Health Service Taxes or County Vocational School Taxes. See Table 13, pgs. 675, 676.

2118

Population 1970 70
Population 1980 26
S & P Rating
Moody Rating

General Tax Rate Per $100. 4.78
State Equalized Tax Rate .63

PAHAQUARRY TOWNSHIP — WARREN COUNTY

Form of Government: Township Committee
Number of Members on Governing Body 3

PER CAPITA:
Gross Debt
Net Debt
Debt Service
Total Tax Levy 132.58
Municipal Expenditures 1,761.77

PER CENT:
Gross Debt
Net Debt
Tax Levy Collected 100.00
Tax Levy Cancelled, Abated or Adjusted

EXPENDITURES		REVENUES-REALIZED	
GENERAL GOVERNMENT			
Governing Body & Public Boards			
Municipal Clerk		1980 Praperty Taxes Collected	3,453.74
Financial Administration	2,425.00	1980 Payments in Lieu of Taxes	12,166.54
Assessment of Taxes	400.00	Delinquent Tax & Lien Collections	
Collection of Taxes	400.00	Business Personalty Replacement Taxes	449.88
Planning, Housing & Development		Taxes from Public Utilities	19,935.00
Human Resources		Other Miscellaneous Tax Revenues	
Elections		State Aid Revenues	
General Administration (other)	5,100.00	Federal Aid Revenues	
JUDICIARY		State and Local Fiscal Assistance Act Utilized	1,629.00
Municipal Courts		Sale of Acquired Property	
PUBLIC SAFETY		Other Miscellaneous Revenues	8,471.46
Fire Protection	100.00	Total	46,105.62
Police Protection	50.00	Prior Years Surplus Appropriated	25,027.11
Civil Defense & Disaster Control		REVENUES TOTAL	71,132.73
Environmental Inspection & Control		Reserve For Uncollected Taxes	77.00
Other Public Safety		CAPITAL OUTLAY TOTAL	
PUBLIC WORKS			
Streets and Drainage	36,629.00	Public Enterprises	
Sewers and Sewage Processing		Recreation—Culture	
Garbage and Trash Disposal		Public Works	
Public Buildings and Grounds		Buildings and Grounds	
Other Public Works		Library and Education	
HEALTH and WELFARE		Conservation	
Health Services Except Environmental		All Other	
Welfare-Public Assistance		CAPITAL DEBT AUTHORIZED, DECEMBER 31, 1980	
Hospitals, Clinics, First Aid	25.00	ISSUED AND UNISSUED — GROSS DEBT / NET DEBT	
Animal, Insect, & Rodent Control		School	
Other Welfare Services		Self-liquidating	
RECREATION and CONSERVATION		Other	
Beaches and Boardwalks		Total	
Parks, Playgrounds, Shade Trees		ISSUED AND OUTSTANDING	
Land Reclamation & Conservation		School	
Other Recreational Services		Self-Liquidating	
EDUCATION (excluding schools)		Other	
Libraries		Total	
Other Educational Services		EQUALIZED VALUATION BASIS FOR NET DEBT COMPUTATION	509,752
STATUTORY EXPENDITURES		REAL PROPERTY VALUATIONS	
Pensions & F. I. C. A.	500.00	Code — Class — # of Parcels — % VAL'N — ASSESSED VALUATION	
Employee Fringe Benefits		1 Vacant Land 2	67,950.00
Other Statutory Expenditures	100.00	2 Residential	
CETA And Other Public Employment Programs		3 Farm	
MUNICIPAL FUNCTIONS TOTAL	45,729.00	4a Commercial	
CAPITAL IMPROVEMENTS *MEMO*		4b Industrial	
DEBT SERVICE		4c Apartments	
Principal Payments		Total 2	67,950.00
Interest Payments		Land Area 19.95 Sq. Miles	
DEFERRED CHARGES		Net Valuation Taxable-Municipal	72,254
SCHOOL, COUNTY, SPECIAL DISTRICT TAXES	3,447.18	Net Valuation Taxable-County	582,653
RESERVE FOR UNCOLLECTED TAXES	77.00	State Equalized Valuation	514,056
EXPENDITURES TOTAL	49,253.18	State Equalization Ratio	13.33

1980 PROPERTY TAX		
STATE EQUALIZED TAX RATE →		
Local District School Taxes	-	
Regional & Consolidated School Tax		
School Taxes in Municipal Budget		
County Taxes	.60	* 3,275.55
County Library Taxes	.03	171.63
Local Municipal Purpose Taxes		
Veteran & Senior Citizen Taxes		
Total Taxes for Rate Computation	.63	3,447.18
Special District Taxes		
Bank Corp. Taxes		
Added and Omitted Taxes		
Total Taxes Levied - ABSTRACT		3,447.18
Total Taxes Billed		3,453.74
1980 TAXES COLLECTED		3,453.74
1980 Taxes Cancelled, Abated or Adjusted		
Transfer to Tax Title Liens or Foreclosed		
Balance Outstanding Dec. 31, 1980		
PRIOR YEARS TAXES OUTSTANDING		
Balance January 1, 1980		623.03
Collected in 1980		9.71
Cancelled, Abated or Adjusted 1980		
Transfers to Tax Title Liens or Foreclosed		
Balance December 31, 1980		613.32
TAX TITLE LIENS OUTSTANDING		
Balance January 1, 1980		
Transfer From Taxes		
Redeemed in 1980		
Cancelled, Abated or Adjusted (1980)		
Transfers to Foreclosed Property		
Balance December 31, 1980		
PROPERTY ACQUIRED BY DEED OR FORECLOSURE		
Balance January 1, 1980		
Transfers From Taxes or Liens		
Sale for Cash (1980)		
Cancelled, Abated or Adjusted (1980)		
Balance December 31, 1980		
CURRENT FINANCES DECEMBER 31, 1980		
ASSETS		
Cash Dec. 31, 1980		88,646.73
Taxes Receivable		613.32
Tax Title Liens		
Foreclosed Property		
Emergencies & Other Deferred Charges		
State and Federal Aid Receivable		
Other Receivables		
Total		89,260.05
LIABILITIES, RESERVES, AND SURPLUS		
Cash Liabilities		11,871.97
Reserves for Receivables		613.32
Surplus Dec. 31, 1980		76,774.76
Total		89,260.05

1980/3000

*Includes County Health Service Taxes or County Vocational School Taxes. See Table 13, pgs. 675, 676.

0245

Papulation 1970 13,375
Papulation 1980 13,732
S & P Rating
Maady Rating .A

General Tax Rate Per $100. 5.02
State Equalized Tax Rate 2.32

PALISADES PARK BOROUGH — BERGEN CO.

Form of Government:
Borough Council
Number of Members on Governing Body 6

PER CAPITA:

Grass Debt	238.12
Net Debt	86.87
Debt Service	16.74
Total Tax Levy	451.79
Municipal Expenditures	224.85

PER CENT:

Grass Debt	1.34
Net Debt	.49
Tax Levy Collected	98.77
Tax Levy Cancelled, Abated or Adjusted	.47

EXPENDITURES	
GENERAL GOVERNMENT	
Governing Body & Public Boards	
Municipal Clerk	
Financial Administration	13,500.00
Assessment of Taxes	6,850.00
Collection of Taxes	26,100.00
Planning, Housing & Development	5,433.40
Human Resources	5,911.00
Elections	
General Administration (other)	355,545.00
JUDICIARY	
Municipal Courts	27,073.00
PUBLIC SAFETY	
Fire Protection	112,536.60
Police Protection	777,934.00
Civil Defense & Disaster Control	3,800.00
Environmental Inspection & Control	32,050.00
Other Public Safety	
PUBLIC WORKS	
Streets and Drainage	325,916.00
Sewers and Sewage Processing	258,421.35
Garbage and Trash Disposal	172,788.25
Public Buildings and Grounds	100,062.00
Other Public Works	
HEALTH and WELFARE	
Health Services Except Environmental	52,465.00
Welfare-Public Assistance	17,855.00
Hospitals, Clinics, First Aid	
Animal, Insect, & Radent Control	
Other Welfare Services	
RECREATION and CONSERVATION	
Beaches and Boardwalks	
Parks, Playgrounds, Shade Trees	11,332.14
Land Reclamation & Conservation	1,000.00
Other Recreational Services	64,489.61
EDUCATION (excluding schools)	
Libraries	41,256.00
Other Educational Services	
STATUTORY EXPENDITURES	
Pensions & F. I. C. A.	197,000.00
Employee Fringe Benefits	65,000.00
Other Statutory Expenditures	10,000.00
CETA And Other Public Employment Programs	36,075.00
MUNICIPAL FUNCTIONS TOTAL	2,720,393.35
CAPITAL IMPROVEMENTS *MEMO*	100.00
DEBT SERVICE	
Principal Payments	169,538.00
Interest Payments	60,382.90
DEFERRED CHARGES	16,000.00
SCHOOL, COUNTY, SPECIAL DISTRICT TAXES	4,401,892.82
RESERVE FOR UNCOLLECTED TAXES	121,829.31
EXPENDITURES TOTAL	7,490,036.38

REVENUES REALIZED		
1980 Praperty Taxes Collected		6,130,277.95
1980 Payments in Lieu of Taxes		
Delinquent Tax & Lien Collections		60,196.61
Business Personalty Replacement Taxes		145,259.76
Taxes from Public Utilities		409,457.00
Other Miscellaneous Tax Revenues		
State Aid Revenues		110,344.53
Federal Aid Revenues		31,006.98
State and Local Fiscal Assistance Act Utilized		160,733.00
Sale of Acquired Property		
Other Miscellaneous Revenues		186,246.59
	Total	7,233,522.42
Prior Years Surplus Appropriated		325,000.00
REVENUES	TOTAL	7,558,522.42
Reserve For Uncollected Taxes		121,829.31
CAPITAL OUTLAY	TOTAL	387,408.67
Public Enterprises		
Recreation—Culture		
Public Works		379,054.75
Buildings and Grounds		8,353.92
Library and Education		
Conservation		
All Other		

CAPITAL DEBT AUTHORIZED, DECEMBER 31, 1980

ISSUED AND UNISSUED	GROSS DEBT	NET DEBT
Schaal	1,834,000	
Self-liquidating	243,000	
Other	1,192,900	1,192,900
Total	3,269,900	1,192,900

ISSUED AND OUTSTANDING	
Schaal	1,814,000.00
Self-Liquidating	243,000.00
Other	1,058,500.00
Total	3,115,500.00
EQUALIZED VALUATION BASIS FOR NET DEBT COMPUTATION	243,991,519

REAL PROPERTY VALUATIONS

Code	Class	# of Parcels	% VAL'N	ASSESSED VALUATION
1	Vacant Land	148	1.36	1,668,920.00
2	Residential	2396	63.59	77,847,372.00
3	Farm			
4a	Commercial	196	10.39	12,714,600.00
4b	Industrial	66	11.37	13,913,300.00
4c	Apartments	83	13.29	16,271,978.00
Total		2889		122,416,170.00

Land Area 1.30 Sq. Miles

Net Valuation Taxable-Municipal	122,898,839
Net Valuation Taxable-County	252,101,970
State Equalized Valuation	265,051,872
State Equalization Ratio	46.27

1980 PROPERTY TAX		
STATE EQUALIZED TAX RATE →	1.31	
Local District School Taxes		3,484,570.17
Regional & Consolidated School Tax		
School Taxes in Municipal Budget		
County Taxes	.35	917,322.65
County Library Taxes		
Local Municipal Purpose Taxes	.66	1,757,210.00
Veteran & Senior Citizen Taxes		89,830.00
Total Taxes for Rate Computation	2.32	6,248,932.82
Special District Taxes		
Bank Corp. Taxes		7,522.89
Added and Omitted Taxes		37,406.98
Total Taxes Levied - ABSTRACT		6,204,032.69
Total Taxes Billed		6,206,928.71
1980 TAXES COLLECTED		6,130,277.95
1980 Taxes Cancelled, Abated or Adjusted		29,040.70
Transfer to Tax Title Liens or Foreclosed		4,157.18
Balance Outstanding Dec. 31, 1980		76,650.76
PRIOR YEARS TAXES OUTSTANDING		
Balance January 1, 1980		71,959.23
Collected in 1980		55,074.71
Cancelled, Abated or Adjusted 1980		461.99
Transfers to Tax Title Liens or Foreclosed		581.00
Balance December 31, 1980		15,841.53
TAX TITLE LIENS OUTSTANDING		
Balance January 1, 1980		8,983.40
Transfer From Taxes		4,841.11
Redeemed in 1980		5,121.90
Cancelled, Abated or Adjusted (1980)		
Transfers to Foreclosed Property		
Balance December 31, 1980		8,702.61
PROPERTY ACQUIRED BY DEED OR FORECLOSURE		
Balance January 1, 1980		16,947.50
Transfers From Taxes or Liens		
Sale for Cash (1980)		
Cancelled, Abated or Adjusted (1980)		
Balance December 31, 1980		16,947.50

CURRENT FINANCES DECEMBER 31, 1980 ASSETS	
Cash Dec. 31, 1980	713,784.37
Taxes Receivable	92,492.29
Tax Title Liens	8,702.61
Foreclosed Property	16,947.50
Emergencies & Other Deferred Charges	20,000.00
State and Federal Aid Receivable	
Other Receivables	3,856.21
Total	855,782.98
LIABILITIES, RESERVES, AND SURPLUS	
Cash Liabilities	367,053.83
Reserves for Receivables	121,998.61
Surplus Dec. 31, 1980	366,730.54
Total	855,782.98

0327

Papulation 1970 6,985
Papulation 1980 7,085
S & P Rating
Maady Rating

General Tax Rate Per $100. 3.56
State Equalized Tax Rate 2.61

PALMYRA BOROUGH – BURLINGTON CO.

Form of Government:
Borough Council
Number of Members on Governing Body 6

PER CAPITA:		PER CENT:	
Gross Debt	36.27	Gross Debt	.28
Net Debt	28.23	Net Debt	.22
Debt Service	6.63	Tax Levy Collected	95.79
Total Tax Levy	372.85	Tax Levy Cancelled, Abated or Adjusted	
Municipal Expenditures	200.77		

EXPENDITURES		REVENUES-REALIZED	
GENERAL GOVERNMENT			
Governing Body & Public Boards			
Municipal Clerk		1980 Property Taxes Collected	2,532,310.19
Financial Administration	11,200.00	1980 Payments in Lieu of Taxes	34,238.23
Assessment of Taxes	8,125.00	Delinquent Tax & Lien Collections	70,309.56
Collection of Taxes	1,250.00	Business Personalty Replacement Taxes	51,528.32
Planning, Housing & Development	1,280.30	Taxes from Public Utilities	257,011.65
Human Resources	500.00	Other Miscellaneous Tax Revenues	
Elections		State Aid Revenues	66,814.88
General Administration (other)	160,891.02	Federal Aid Revenues	7,032.26
JUDICIARY		State and Local Fiscal Assistance Act Utilized	51,056.20
Municipal Courts	18,777.15	Sale of Acquired Property	11,000.00
PUBLIC SAFETY		Other Miscellaneous Revenues	193,820.31
Fire Protection	43,637.44	Total	3,275,121.60
Police Protection	420,906.26	Prior Years Surplus Appropriated	200,000.00
Civil Defense & Disaster Control	600.00	REVENUES TOTAL	3,475,121.60
Environmental Inspection & Control	3,500.00	Reserve For Uncollected Taxes	128,330.78
Other Public Safety		CAPITAL OUTLAY TOTAL	100,610.40
PUBLIC WORKS			
Streets and Drainage	149,300.00	Public Enterprises	
Sewers and Sewage Processing		Recreation—Culture	
Garbage and Trash Disposal	87,652.60	Public Works	100,610.40
Public Buildings and Grounds	28,129.01	Buildings and Grounds	
Other Public Works	3,050.00	Library and Education	
HEALTH and WELFARE		Conservation	
Health Services Except Environmental	865.00	All Other	
Welfare-Public Assistance	2,512.66	CAPITAL DEBT AUTHORIZED, DECEMBER 31, 1980	
Hospitals, Clinics, First Aid		ISSUED AND UNISSUED — GROSS DEBT / NET DEBT	
Animal, Insect, & Rodent Control		School	57,000
Other Welfare Services		Self-liquidating	
RECREATION and CONSERVATION		Other	200,000 / 200,000
Beaches and Boardwalks		Total	257,000 / 200,000
Parks, Playgrounds, Shade Trees	11,000.00		
Land Reclamation & Conservation		ISSUED AND OUTSTANDING	
Other Recreational Services	11,152.00	School	57,000.00
EDUCATION (excluding schools)		Self-Liquidating	
Libraries	1,500.00	Other	140,000.00
Other Educational Services	131,514.53	Total	197,000.00
STATUTORY EXPENDITURES		EQUALIZED VALUATION BASIS FOR NET DEBT COMPUTATION	91,810,802
Pensions & F. I. C. A	82,723.62		
Employee Fringe Benefits	24,360.79		
Other Statutory Expenditures	6,000.00		
CETA And Other Public Employment Programs	9,840.00		
MUNICIPAL FUNCTIONS TOTAL	1,220,267.38		
CAPITAL IMPROVEMENTS *MEMO*	4,000.00		
DEBT SERVICE			
Principal Payments	47,000.00		
Interest Payments			
DEFERRED CHARGES	26,891.32		
SCHOOL, COUNTY, SPECIAL DISTRICT TAXES	2,162,657.15		
RESERVE FOR UNCOLLECTED TAXES	128,330.78		
EXPENDITURES TOTAL	3,585,146.63		

REAL PROPERTY VALUATIONS

Code	Class	# of Parcels	% VAL'N	ASSESSED VALUATION
1	Vacant Land	182	2.45	1,803,350.00
2	Residential	2258	78.08	57,372,300.00
3	Farm			
4a	Commercial	94	8.85	6,499,500.00
4b	Industrial	26	4.57	3,357,550.00
4c	Apartments	51	6.05	4,448,600.00
Total		2611		73,481,300.00

Land Area 1.92 Sq. Miles

Net Valuation Taxable-Municipal	74,110,992
Net Valuation Taxable-County	94,240,943
State Equalized Valuation	100,699,656
State Equalization Ratio	73.43

1980 PROPERTY TAX		
STATE EQUALIZED TAX RATE		
Local District School Taxes	1.54	1,556,169.00
Regional & Consolidated School Tax		
School Taxes in Municipal Budget		
County Taxes	.57	575,077.59
County Library Taxes	.03	31,410.56
Local Municipal Purpose Taxes	.46	469,113.65
Veteran & Senior Citizen Taxes		75,030.00
Total Taxes for Rate Computation	2.60	2,706,800.80
Special District Taxes		
Bank Corp. Taxes		1,231.48
Added and Omitted Taxes		8,920.52
Total Taxes Levied - ABSTRACT		2,641,922.80
Total Taxes Billed		2,643,718.66
1980 TAXES COLLECTED		2,532,310.19
1980 Taxes Cancelled, Abated or Adjusted		
Transfer to Tax Title Liens or Foreclosed		17,519.80
Balance Outstanding Dec. 31, 1980		93,888.67
PRIOR YEARS TAXES OUTSTANDING		
Balance January 1, 1980		64,835.32
Collected in 1980		60,468.19
Cancelled, Abated or Adjusted 1980		.01
Transfers to Tax Title Liens or Foreclosed		4,194.24
Balance December 31, 1980		172.88
TAX TITLE LIENS OUTSTANDING		
Balance January 1, 1980		30,445.73
Transfer From Taxes		22,510.27
Redeemed in 1980		10,001.37
Cancelled, Abated or Adjusted (1980)		255.00
Transfers to Foreclosed Property		
Balance December 31, 1980		42,699.63
PROPERTY ACQUIRED BY DEED OR FORECLOSURE		
Balance January 1, 1980		15,900.00
Transfers From Taxes or Liens		
Sale for Cash (1980)		11,000.00
Cancelled Abated or Adjusted (1980)		
Balance December 31, 1980		4,900.00
CURRENT FINANCES DECEMBER 31, 1980		
ASSETS		
Cash Dec. 31, 1980		1,030,887.84
Taxes Receivable		94,061.55
Tax Title Liens		42,699.63
Foreclosed Property		4,900.00
Emergencies & Other Deferred Charges		34,902.23
State and Federal Aid Receivable		
Other Receivables		53,344.79
Total		1,260,796.04
LIABILITIES, RESERVES, AND SURPLUS		
Cash Liabilities		511,609.78
Reserves for Receivables		195,005.97
Surplus Dec. 31, 1980		554,180.29
Total		1,260,796.04

1980 3000

0246

Population 1970 28,415
Population 1980 26,474
S & P Rating
Moody Rating A-1

General Tax Rate Per $100. 2.66
State Equalized Tax Rate 1.95

PARAMUS BOROUGH -- BERGEN COUNTY

Form of Government:
Borough Council
Number of Members on Governing Body 6

PER CAPITA		PER CENT	
Gross Debt	557.79	Gross Debt	1.52
Net Debt	78.39	Net Debt	.20
Debt Service	16.70	Tax Levy Collected	98.34
Total Tax Levy	849.34	Tax Levy Cancelled, Abated or Adjusted	.19
Municipal Expenditures	358.23		

EXPENDITURES	
GENERAL GOVERNMENT	
Governing Body & Public Boards	26,350.00
Municipal Clerk	64,805.67
Financial Administration	35,200.00
Assessment of Taxes	72,680.59
Collection of Taxes	129,436.64
Planning, Housing & Development	54,255.11
Human Resources	
Elections	
General Administration (other)	687,405.96
JUDICIARY	
Municipal Courts	65,067.20
PUBLIC SAFETY	
Fire Protection	370,331.61
Police Protection	2,850,624.06
Civil Defense & Disaster Control	40,032.40
Enviranmental Inspection & Control	95,282.78
Other Public Safety	
PUBLIC WORKS	
Streets and Drainage	578,911.09
Sewers and Sewage Processing	
Garbage and Trash Disposal	510,100.99
Public Buildings and Grounds	265,252.77
Other Public Works	181,983.40
HEALTH and WELFARE	
Health Services Except Environmental	183,097.85
Welfare-Public Assistance	28,576.95
Hospitals, Clinics, First Aid	2,000.00
Animal, Insect, & Rodent Control	28,349.40
Other Welfare Services	
RECREATION and CONSERVATION	
Beaches and Boardwalks	
Parks, Playgrounds, Shade Trees	233,995.55
Land Reclamation & Conservation	7,211.00
Other Recreational Services	183,910.23
EDUCATION (excluding schools)	
Libraries	417,690.00
Other Educational Services	
STATUTORY EXPENDITURES	
Pensions & F. I. C. A.	625,357.74
Employee Fringe Benefits	178,177.00
Other Statutory Expenditures	20,000.00
CETA And Other Public Employment Programs	87,477.00
MUNICIPAL FUNCTIONS - TOTAL	8,023,562.99
CAPITAL IMPROVEMENTS *MEMO*	
DEBT SERVICE	
Principal Payments	318,000.00
Interest Payments	124,182.75
DEFERRED CHARGES	5,632.15
SCHOOL, COUNTY, SPECIAL DISTRICT TAXES	18,252,561.86
RESERVE FOR UNCOLLECTED TAXES	1,012,416.06
EXPENDITURES TOTAL	27,736,355.81

REVENUES-REALIZED	
1980 Praperty Taxes Collected	22,150,207.78
1980 Payments in Lieu of Taxes	
Delinquent Tax & Lien Collections	292,002.17
Business Personalty Replacement Taxes	1,237,719.44
Taxes from Public Utilities	1,871,910.00
Other Miscellaneous Tax Revenues	31,331.63
State Aid Revenues	207,714.59
Federal Aid Revenues	27,680.28
State and Local Fiscal Assistonce Act Utilized	240,094.48
Sale of Acquired Property	
Other Miscellaneous Revenues	1,152,475.21
Total	27,211,135.58
Prior Years Surplus Appropriated	900,000.00
REVENUES TOTAL	28,111,135.58
Reserve For Uncollected Taxes	1,012,416.06
CAPITAL OUTLAY TOTAL	573,585.38
Public Enterprises	89,744.23
Recreation—Culture	
Public Works	190,814.40
Buildings and Grounds	293,026.75
Library and Education	
Conservation	
All Other	

CAPITAL DEBT AUTHORIZED, DECEMBER 31, 1980

ISSUED AND UNISSUED	GROSS DEBT	NET DEBT
School	5,882,000	
Self-liquidating	7,868,700	
Other	2,075,235	2,075,235
Total	15,825,935	2,075,235

ISSUED AND OUTSTANDING	
School	5,882,000.00
Self-Liquidating	5,622,700.00
Other	2,065,735.00
Total	13,570,435.00
EQUALIZED VALUATION BASIS FOR NET DEBT COMPUTATION	1,042,125,947

REAL PROPERTY VALUATIONS

Code	Class	# of Parcels	% VAL'N	ASSESSED VALUATION
1	Vacant Land	400	2.54	21,051,200.00
2	Residential	7230	50.74	419,883,300.00
3	Farm	15	.04	339,200.00
4a	Commercial	407	39.57	327,491,700.00
4b	Industrial	48	7.11	58,802,600.00
4c	Apartments			
Total		8100		827,568,000.00

Land Area 10.35 Sq. Miles

Net Valuation Taxable-Municipal	835,179,367
Net Valuation Taxable County	1,116,333,527
State Equalized Valuation	1,133,094,843
State Equalization Ratio	73.53

1980 PROPERTY TAX		
STATE EQUALIZED TAX RATE		
Local District School Taxes	1.26	14,314,326.00
Regional & Consolidated School Tax		
School Taxes in Municipal Budget		
County Taxes	.35	3,938,235.86
County Library Taxes		
Local Municipal Purpose Taxes	.34	3,082,421.60
Veteran & Senior Citizen Taxes		210,020.00
Total Taxes for Rate Computation	1.95	22,345,003.46
Special District Taxes		
Bonk Corp. Taxes		63,678.97
Added and Omitted Taxes		286,770.30
Total Taxes Levied - ABSTRACT		22,485,432.73
Total Taxes Billed		22,523,146.91
1980 TAXES COLLECTED		22,150,207.78
1980 Taxes Cancelled, Abated or Adjusted		42,363.87
Transfer to Tax Title Liens or Foreclosed		11,398.10
Balance Outstanding Dec 31, 1980		319,177.16
PRIOR YEARS TAXES OUTSTANDING		
Balance January 1, 1980		492,609.89
Collected in 1980		282,852.73
Cancelled, Abated or Adjusted 1980		56,072.09
Transfers to Tax Title Liens or Foreclosed		5,114.19
Balance December 31, 1980		148,570.88
TAX TITLE LIENS OUTSTANDING		
Balance January 1, 1980		22,976.83
Transfer From Taxes		16,512.29
Redeemed in 1980		9,149.44
Cancelled, Abated or Adjusted (1980)		
Transfers to Foreclosed Praperty		
Balance December 31, 1980		30,239.68
PROPERTY ACQUIRED BY DEED OR FORECLOSURE		
Balance January 1, 1980		23,978.00
Transfers Fram Taxes or Liens		
Sale for Cash (1980)		
Cancelled, Abated or Adjusted (1980)		
Balance December 31, 1980		23,978.00
CURRENT FINANCES DECEMBER 31, 1980		
ASSETS		
Cash Dec. 31, 1980		3,849,078.28
Taxes Receivable		467,748.04
Tax Title Liens		30,239.68
Foreclosed Property		23,978.00
Emergencies & Other Deferred Charges		61,041.70
State and Federal Aid Receivable		
Other Receivables		73,623.52
Total		4,505,709.22
LIABILITIES, RESERVES, AND SURPLUS		
Cash Liabilities		1,055,048.89
Reserves for Receivables		595,589.24
Surplus Dec. 31, 1980		2,855,071.09
Total		4,505,709.22

0247

Population 1970 8,745
Population 1980 8,515
S & P Rating
Moody Rating A

General Tax Rate Per $100. 3.24
State Equalized Tax Rate 2.68

PARK RIDGE BOROUGH – BERGEN COUNTY

Form of Government:
Borough Council
Number of Members on Governing Body 6

PER CAPITA
Gross Debt 987.55
Net Debt 635.31
Debt Service 57.45
Total Tax Levy 717.42
Municipal Expenditures 297.66

PER CENT:
Gross Debt 4.18
Net Debt 2.69
Tax Levy Collected 97.38
Tax Levy Cancelled, Abated or Adjusted .04

EXPENDITURES	
GENERAL GOVERNMENT	
Governing Body & Public Boards	
Municipal Clerk	
Financial Administration	4,000.00
Assessment of Taxes	7,083.00
Collection of Taxes	45,245.00
Planning, Housing & Development	31,129.00
Human Resources	1,400.00
Elections	
General Administration (other)	378,571.00
JUDICIARY	
Municipal Courts	12,260.00
PUBLIC SAFETY	
Fire Protection	53,800.00
Police Protection	560,204.00
Civil Defense & Disaster Control	15,750.00
Environmental Inspection & Control	14,407.00
Other Public Safety	
PUBLIC WORKS	
Streets and Drainage	8,058.00
Sewers and Sewage Processing	116,226.23
Garbage and Trash Disposal	256,085.88
Public Buildings and Grounds	46,754.00
Other Public Works	34,818.00
HEALTH and WELFARE	
Health Services Except Environmental	28,188.00
Welfare-Public Assistance	993.00
Hospitals, Clinics, First Aid	
Animal, Insect, & Rodent Control	
Other Welfare Services	
RECREATION and CONSERVATION	
Beaches and Boardwalks	
Parks, Playgrounds, Shade Trees	4,225.00
Land Reclamation & Conservation	
Other Recreational Services	12,430.00
EDUCATION (excluding schools)	
Libraries	66,820.00
Other Educational Services	1,550.00
STATUTORY EXPENDITURES	
Pensions & F. I. C. A.	125,680.00
Employee Fringe Benefits	47,483.00
Other Statutory Expenditures	4,600.00
CETA And Other Public Employment Programs	
MUNICIPAL FUNCTIONS TOTAL	1,877,760.11
CAPITAL IMPROVEMENTS *MEMO*	3,000.00
DEBT SERVICE	
Principal Payments	190,000.00
Interest Payments	299,212.50
DEFERRED CHARGES	7,200.00
SCHOOL, COUNTY, SPECIAL DISTRICT TAXES	4,454,769.99
RESERVE FOR UNCOLLECTED TAXES	160,400.00
EXPENDITURES TOTAL	6,989,342.60

REVENUES-REALIZED		
1980 Property Taxes Collected		5,942,337.63
1980 Payments in Lieu of Taxes		230,630.00
Delinquent Tax & Lien Collections		85,101.79
Business Personalty Replacement Taxes		84,358.96
Taxes from Public Utilities		193,444.00
Other Miscellaneous Tax Revenues		
State Aid Revenues		71,641.96
Federal Aid Revenues		
State and Local Fiscal Assistance Act Utilized		75,337.88
Sale of Acquired Property		
Other Miscellaneous Revenues		296,457.66
	Total	6,979,309.88
Prior Years Surplus Appropriated		110,638.00
REVENUES	TOTAL	7,089,947.88
Reserve For Uncollected Taxes		160,400.00
CAPITAL OUTLAY	TOTAL	202,016.20
Public Enterprises		146,691.48
Recreation—Culture		
Public Works		54,863.72
Buildings and Grounds		461.00
Library and Education		
Conservation		
All Other		

CAPITAL DEBT AUTHORIZED, DECEMBER 31, 1980

ISSUED AND UNISSUED	GROSS DEBT	NET DEBT
School	1,416,000	
Self-liquidating	1,583,405	142
Other	5,409,556	5,409,556
Total	8,408,961	5,409,698

ISSUED AND OUTSTANDING	
School	1,416,000.00
Self-Liquidating	472,000.00
Other	5,397,500.00
Total	7,285,500.00
EQUALIZED VALUATION BASIS FOR NET DEBT COMPUTATION	201,007,788

REAL PROPERTY VALUATIONS

Code	Class	# of Parcels	% VAL'N	ASSESSED VALUATION
1	Vacant Land	160	1.84	3,433,100.00
2	Residential	2295	85.75	160,147,600.00
3	Farm	3	.01	23,100.00
4a	Commercial	76	7.22	13,477,300.00
4b	Industrial	10	1.61	3,005,000.00
4c	Apartments	10	3.57	6,675,500.00
Total		2554		186,761,600.00

Land Area 2.58 Sq. Miles

Net Valuation Taxable-Municipal	188,058,267
Net Valuation Taxable-County	204,513,674
State Equalized Valuation	226,773,001
State Equalization Ratio	82.83

1980 PROPERTY TAX		
STATE EQUALIZED TAX RATE		
Local District School Taxes	1.64	2,715,777.50
Regional & Consolidated School Tax		
School Taxes in Municipal Budget		
County Taxes	.33	738,992.49
County Library Taxes		
Local Municipal Purpose Taxes	.72	1,636,808.80
Veteran & Senior Citizen Taxes		61,350.00
Total Taxes for Rate Computation	2.69	6,152,968.79
Special District Taxes		
Bank Corp. Taxes		8,247.71
Added and Omitted Taxes		8,996.56
Total Taxes Levied - ABSTRACT		6,108,823.46
Total Taxes Billed		6,102,096.21
1980 TAXES COLLECTED		5,942,337.63
1980 Taxes Cancelled, Abated or Adjusted		2,290.68
Transfer to Tax Title Liens or Foreclosed		8,291.16
Balance Outstanding Dec. 31, 1980		149,166.74
PRIOR YEARS TAXES OUTSTANDING		
Balance January 1, 1980		121,937.71
Collected in 1980		79,709.02
Cancelled, Abated or Adjusted 1980		
Transfers to Tax Title Liens or Foreclosed		
Balance December 31, 1980		42,228.69
TAX TITLE LIENS OUTSTANDING		
Balance January 1, 1980		25,098.53
Transfer From Taxes		8,291.16
Redeemed in 1980		5,392.77
Cancelled, Abated or Adjusted (1980)		
Transfers to Foreclosed Property		
Balance December 31, 1980		27,996.92
PROPERTY ACQUIRED BY DEED OR FORECLOSURE		
Balance January 1, 1980		26,700.00
Transfers From Taxes or Liens		
Sale for Cash (1980)		
Cancelled, Abated or Adjusted (1980)		
Balance December 31, 1980		26,700.00

CURRENT FINANCES DECEMBER 31, 1980	
ASSETS	
Cash Dec. 31, 1980	307,889.10
Taxes Receivable	191,395.43
Tax Title Liens	27,996.92
Foreclosed Property	26,700.00
Emergencies & Other Deferred Charges	14,400.00
State and Federal Aid Receivable	1,600.00
Other Receivables	
Total	569,981.45
LIABILITIES, RESERVES, AND SURPLUS	
Cash Liabilities	118,781.99
Reserves for Receivables	246,092.35
Surplus Dec. 31, 1980	205,107.11
Total	569,981.45

1429

Population 1970	55,460
Population 1980	49,868
S & P Rating	A+
Moody Rating	A-1

General Tax Rate Per $100. 4.72

State Equalized Tax Rate 2.21

PARSIPPANY-TROY HILLS — MORRIS COUNTY

Form of Government:
Mayor-Council Plan E (OMCL50)
Number of Members on Governing Body 5

PER CAPITA		PER CENT:	
Gross Debt	1,525.87	Gross Debt	7.10
Net Debt	658.87	Net Debt	3.07
Debt Service	10.55	Tax Levy Collected	98.61
Total Tax Levy	585.79	Tax Levy Cancelled, Abated or Adjusted	.15
Municipal Expenditures	206.64		

EXPENDITURES	
GENERAL GOVERNMENT	
Governing Body & Public Boards	
Municipal Clerk	
Financial Administration	308,272.00
Assessment of Taxes	
Collection of Taxes	
Planning, Housing & Development	157,633.00
Human Resources	21,297.00
Elections	15,184.00
General Administration (other)	1,114,108.68
JUDICIARY	
Municipal Courts	68,123.00
PUBLIC SAFETY	
Fire Protection	66,721.00
Police Protection	2,899,373.20
Civil Defense & Disaster Control	17,020.00
Environmental Inspection & Control	358,003.50
Other Public Safety	
PUBLIC WORKS	
Streets and Drainage	193,000.00
Sewers and Sewage Processing	
Garbage and Trash Disposal	
Public Buildings and Grounds	61,203.00
Other Public Works	852,542.00
HEALTH and WELFARE	
Health Services Except Environmental	147,308.00
Welfare-Public Assistance	64,013.00
Hospitals, Clinics, First Aid	3,000.00
Animal, Insect, & Rodent Control	38,266.00
Other Welfare Services	
RECREATION and CONSERVATION	
Beaches and Boardwalks	
Parks, Playgrounds, Shade Trees	539,430.00
Land Reclamation & Conservation	
Other Recreational Services	18,600.00
EDUCATION (excluding schools)	
Libraries	477,731.00
Other Educational Services	
STATUTORY EXPENDITURES	
Pensions & F. I. C. A.	535,038.86
Employee Fringe Benefits	
Other Statutory Expenditures	21,480.00
CETA And Other Public Employment Programs	306,448.00
MUNICIPAL FUNCTIONS TOTAL	8,283,795.24
CAPITAL IMPROVEMENTS *MEMO*	130,000.00
DEBT SERVICE	
Principal Payments	220,000.00
Interest Payments	306,262.50
DEFERRED CHARGES	776,144.40
SCHOOL, COUNTY, SPECIAL DISTRICT TAXES	24,709,573.84
RESERVE FOR UNCOLLECTED TAXES	718,450.25
EXPENDITURES TOTAL	35,014,226.23

REVENUES-REALIZED	
1980 Property Taxes Collected	28,825,675.28
1980 Payments in Lieu of Taxes	
Delinquent Tax & Lien Collections	258,009.22
Business Personalty Replacement Taxes	487,669.84
Taxes from Public Utilities	1,250,714.00
Other Miscellaneous Tax Revenues	1,382,772.50
State Aid Revenues	684,477.88
Federal Aid Revenues	319,238.60
State and Local Fiscal Assistance Act Utilized	432,682.00
Sale of Acquired Property	
Other Miscellaneous Revenues	1,198,258.25
Total	34,839,497.57
Prior Years Surplus Appropriated	2,140,000.00
REVENUES TOTAL	36,979,497.57
Reserve For Uncollected Taxes	718,450.25
CAPITAL OUTLAY TOTAL	5,915,624.70
Public Enterprises	424,002.48
Recreation—Culture	4,905.45
Public Works	3,945,330.03
Buildings and Grounds	1,201,967.42
Library and Education	339,419.32
Conservation	
All Other	

CAPITAL DEBT AUTHORIZED, DECEMBER 31, 1980

ISSUED AND UNISSUED	GROSS DEBT	NET DEBT
School	6,343,000	
Self-liquidating	45,349,378	8,456,719
Other	24,399,763	24,399,763
Total	76,092,142	32,856,482

ISSUED AND OUTSTANDING	
School	5,193,000.00
Self-Liquidating	38,257,000.00
Other	11,001,000.00
Total	54,451,000.00
EQUALIZED VALUATION BASIS FOR NET DEBT COMPUTATION	1,071,924,758

REAL PROPERTY VALUATIONS

Code	Class	# of Parcels	% VAL'N	ASSESSED VALUATION
1	Vacant Land	736	4.29	24,597,200.00
2	Residential	10061	55.81	319,872,800.00
3	Farm	17	.11	616,950.00
4a	Commercial	311	17.85	102,327,700.00
4b	Industrial	47	7.72	44,257,900.00
4c	Apartments	44	14.22	81,477,300.00
Total		11216		573,149,850.00

Land Area 24.30 Sq. Miles

Net Valuation Taxable-Municipal	577,719,937
Net Valuation Taxable-County	1,263,167,637
State Equalized Valuation	1,225,703,068
State Equalization Ratio	46.94

1980 PROPERTY TAX		
STATE EQUALIZED TAX RATE	1.53	
Local District School Taxes		18,787,687.00
Regional & Consolidated School Tax		
School Taxes in Municipal Budget		
County Taxes	.37	4,569,722.94
County Library Taxes	.02	186,217.14
Local Municipal Purpose Taxes	.30	3,722,550.65
Veteran & Senior Citizen Taxes		213,550.00
Total Taxes for Rate Computation	2.22	27,479,727.73
Special District Taxes		1,165,946.76
Bank Corp. Taxes		22,687.92
Added and Omitted Taxes		757,306.53
Total Taxes Levied - ABSTRACT		29,212,118.94
Total Taxes Billed		29,233,054.90
1980 TAXES COLLECTED		28,825,675.28
1980 Taxes Cancelled, Abated or Adjusted		43,249.66
Transfer to Tax Title Liens or Foreclosed		55,087.08
Balance Outstanding Dec. 31, 1980		309,041.98
PRIOR YEARS TAXES OUTSTANDING		
Balance January 1, 1980		249,291.94
Collected in 1980		238,181.79
Cancelled, Abated or Adjusted 1980		
Transfers to Tax Title Liens or Foreclosed		10,169.42
Balance December 31, 1980		940.73
TAX TITLE LIENS OUTSTANDING		
Balance January 1, 1980		129,668.21
Transfer From Taxes		66,123.22
Redeemed in 1980		19,827.43
Cancelled, Abated or Adjusted (1980)		1,022.19
Transfers to Foreclosed Property		
Balance December 31, 1980		174,941.91
PROPERTY ACQUIRED BY DEED OR FORECLOSURE		
Balance January 1, 1980		1,305,600.00
Transfers From Taxes or Liens		
Sale for Cash (1980)		
Cancelled, Abated or Adjusted (1980)		
Balance December 31, 1980		1,305,600.00

CURRENT FINANCES DECEMBER 31, 1980 ASSETS	
Cash Dec. 31, 1980	3,690,200.78
Taxes Receivable	309,982.71
Tax Title Liens	174,941.91
Foreclosed Property	1,305,600.00
Emergencies & Other Deferred Charges	366,778.47
State and Federal Aid Receivable	51,542.19
Other Receivables	52,066.42
Total	5,951,112.48
LIABILITIES, RESERVES, AND SURPLUS	
Cash Liabilities	1,365,417.03
Reserves for Receivables	1,842,591.04
Surplus Dec. 31, 1980	2,743,104.41
Total	5,951,112.48

1607

Population 1970 55,295
Population 1980 52,463
S & P Rating
Moody Rating BAA

General Tax Rate Per $100. 6.10
State Equalized Tax Rate 4.04

PASSAIC CITY – PASSAIC CO.

Form of Government:
Mayor-Council Plan B (OMCL50)
Number of Members on Governing Body 7

PER CAPITA:		PER CENT:	
Gross Debt	337.99	Gross Debt	4.81
Net Debt	86.94	Net Debt	1.24
Debt Service	8.57	Tax Levy Collected	94.44
Total Tax Levy	329.12	Tax Levy Cancelled, Abated or Adjusted	2.13
Municipal Expenditures	380.51		

EXPENDITURES

GENERAL GOVERNMENT	
Governing Body & Public Boards	72,924.00
Municipal Clerk	94,125.56
Financial Administration	166,800.00
Assessment of Taxes	98,005.00
Collection of Taxes	81,515.00
Planning, Housing & Development	165,137.00
Human Resources	766,148.00
Elections	12,400.00
General Administration (other)	1,250,647.00
JUDICIARY	
Municipal Courts	144,880.00
PUBLIC SAFETY	
Fire Protection	2,639,265.00
Police Protection	3,354,577.00
Civil Defense & Disaster Control	9,901.71
Environmental Inspection & Control	173,000.00
Other Public Safety	
PUBLIC WORKS	
Streets and Drainage	1,664,739.00
Sewers and Sewage Processing	1,102,388.00
Garbage and Trash Disposal	595,020.00
Public Buildings and Grounds	
Other Public Works	
HEALTH and WELFARE	
Health Services Except Environmental	450,173.58
Welfare-Public Assistance	138,615.00
Hospitals, Clinics, First Aid	
Animal, Insect, & Rodent Control	25,554.18
Other Welfare Services	
RECREATION and CONSERVATION	
Beaches and Boardwalks	
Parks, Playgrounds, Shade Trees	162,323.00
Land Reclamation & Conservation	
Other Recreational Services	146,935.00
EDUCATION (excluding schools)	
Libraries	517,577.00
Other Educational Services	1,000.00
STATUTORY EXPENDITURES	
Pensions & F. I. C. A.	1,963,000.00
Employee Fringe Benefits	
Other Statutory Expenditures	50,000.00
CETA And Other Public Employment Programs	2,138,025.00
MUNICIPAL FUNCTIONS TOTAL	17,984,675.03
CAPITAL IMPROVEMENTS *MEMO*	
DEBT SERVICE	
Principal Payments	315,000.00
Interest Payments	134,604.75
TYPE I SCHL DEBT *MEMO	230,976.00
DEFERRED CHARGES	760,011.28
SCHOOL, COUNTY, SPECIAL DISTRICT TAXES	9,057,804.83
RESERVE FOR UNCOLLECTED TAXES	768,606.86
EXPENDITURES TOTAL	29,020,702.75

REVENUES-REALIZED

1980 Property Taxes Collected		16,241,391.76
1980 Payments in Lieu of Taxes		52,095.41
Delinquent Tax & Lien Collections		258,292.50
Business Personalty Replacement Taxes		2,280,206.84
Taxes from Public Utilities		1,585,024.88
Other Miscellaneous Tax Revenues		3,104.09
State Aid Revenues		2,547,261.64
Federal Aid Revenues		2,348,871.62
State and Local Fiscal Assistance Act Utilized		861,073.00
Sale of Acquired Property		
Other Miscellaneous Revenues		1,226,504.31
	Total	27,403,826.05
Prior Years Surplus Appropriated		
REVENUES	TOTAL	27,403,826.05
Reserve For Uncollected Taxes		768,606.86
CAPITAL OUTLAY	TOTAL	971,332.57
Public Enterprises		
Recreation—Culture		516,135.78
Public Works		427,292.44
Buildings and Grounds		27,904.35
Library and Education		
Conservation		
All Other		

CAPITAL DEBT AUTHORIZED, DECEMBER 31, 1980

ISSUED AND UNISSUED	GROSS DEBT	NET DEBT
School	11,026,000	
Self-liquidating	2,145,000	
Other	4,561,000	4,561,000
Total	17,732,000	4,561,000

ISSUED AND OUTSTANDING	
School	4,530,000.00
Self-Liquidating	2,145,000.00
Other	2,297,500.00
Total	8,972,500.00
EQUALIZED VALUATION BASIS FOR NET DEBT COMPUTATION	368,875,734

REAL PROPERTY VALUATIONS

Code	Class	# of Parcels	% VAL'N	ASSESSED VALUATION
1	Vacant Land	275	.66	1,762,100.00
2	Residential	5385	43.93	117,766,300.00
3	Farm			
4a	Commercial	1413	25.37	68,014,400.00
4b	Industrial	141	12.60	33,784,000.00
4c	Apartments	407	17.43	46,729,400.00
Total		7571		268,056,200.00

Land Area 3.20 Sq. Miles

Net Valuation Taxable-Municipal	281,654,308
Net Valuation Taxable-County	431,099,595
State Equalized Valuation	417,852,719
State Equalization Ratio	66.35

1980 PROPERTY TAX

STATE EQUALIZED TAX RATE →		
Local District School Taxes	1.48	6,278,455.90
Regional & Consolidated School Tax		
School Taxes in Municipal Budget	.01	26,574.00
County Taxes	.65	2,752,774.92
County Library Taxes		
Local Municipal Purpose Taxes	1.91	8,116,789.24
Veteran & Senior Citizen Taxes		192,860.00
Total Taxes for Rate Computation	4.05	17,367,454.07
Special District Taxes		
Bank Corp. Taxes		75,126.94
Added and Omitted Taxes		16,913.80
Total Taxes Levied - ABSTRACT		17,266,634.81
Total Taxes Billed		17,197,826.71
1980 TAXES COLLECTED		16,241,391.76
1980 Taxes Cancelled, Abated or Adjusted		365,792.83
Transfer to Tax Title Liens or Foreclosed		23,653.00
Balance Outstanding Dec. 31, 1980		566,989.12

PRIOR YEARS TAXES OUTSTANDING

Balance January 1, 1980	375,065.26
Collected in 1980	253,437.55
Cancelled, Abated or Adjusted 1980	92,801.57
Transfers to Tax Title Liens or Foreclosed	12,056.86
Balance December 31, 1980	16,769.28

TAX TITLE LIENS OUTSTANDING

Balance January 1, 1980	5,994.17
Transfer From Taxes	37,103.94
Redeemed in 1980	4,854.95
Cancelled, Abated or Adjusted (1980)	9,262.37
Transfers to Foreclosed Property	
Balance December 31, 1980	28,980.79

PROPERTY ACQUIRED BY DEED OR FORECLOSURE

Balance January 1, 1980	742,525.00
Transfers From Taxes or Liens	9,262.37
Sale for Cash (1980)	
Cancelled, Abated or Adjusted (1980)	
Balance December 31, 1980	751,787.37

CURRENT FINANCES DECEMBER 31, 1980

ASSETS

Cash Dec. 31, 1980	3,203,103.89
Taxes Receivable	583,758.40
Tax Title Liens	28,980.79
Foreclosed Property	751,787.37
Emergencies & Other Deferred Charges	570,847.28
State and Federal Aid Receivable	13,434.98
Other Receivables	30,155.80
Total	5,182,068.51

LIABILITIES, RESERVES, AND SURPLUS

Cash Liabilities	3,088,625.85
Reserves for Receivables	1,369,526.56
Surplus Dec. 31, 1980	723,916.10
Total	5,182,068.51

1980/3000

* ABOVE DEBT SERVICE INCLUDES TYPE I SCHOOL DEBT

1430

Population 1970	7,410
Population 1980	7,275
S & P Roting	AA
Moody Rating	A-1

Generol Tax Rote Per $100. 5.95

Stote Equalized Tax Rote 2.17

PASSAIC TOWNSHIP — MORRIS COUNTY

Form of Government:
Township Committee

Number of Members on Governing Body 5

PER CAPITA:		PER CENT:	
Gross Debt	941.60	Gross Debt	3.61
Net Debt	757.97	Net Debt	2.91
Debt Service	49.01	Tax Levy Collected	96.53
Total Tax Levy	693.62	Tax Levy Cancelled, Aboted or Adjusted	.15
Municipal Expenditures	339.80		

EXPENDITURES	
GENERAL GOVERNMENT	
Governing Body & Public Boards	
Municipal Clerk	
Financial Administration	21,950.00
Assessment of Taxes	13,630.00
Collection of Taxes	25,910.00
Plonning, Housing & Development	36,102.00
Humon Resources	2,765.00
Electians	
General Administratian (other)	255,639.35
JUDICIARY	
Municipol Courts	13,078.63
PUBLIC SAFETY	
Fire Pratectian	68,322.00
Police Protection	454,005.00
Civil Defense & Disaster Cantrol	2,375.00
Environmental Inspection & Cantral	21,021.00
Other Public Safety	
PUBLIC WORKS	
Streets and Droinage	319,917.10
Sewers and Sewage Processing	142,025.00
Garbage and Trash Disposol	175,863.00
Public Buildings ond Grounds	23,570.67
Other Public Warks	40,671.22
HEALTH and WELFARE	
Heolth Services Except Environmentol	18,541.00
Welfare-Public Assistonce	2,736.00
Haspitals, Clinics, First Aid	
Animal, Insect, & Radent Cantral	4,400.00
Other Welfare Services	
RECREATION and CONSERVATION	
Beaches and Baardwalks	
Parks, Playgrounds, Shade Trees	5,300.00
Land Reclamation & Conservatian	800.00
Other Recreatianal Services	19,252.68
EDUCATION (excluding schaals)	
Libraries	46,800.00
Other Educatianal Services	250.00
STATUTORY EXPENDITURES	
Pensians & F. I. C. A.	114,850.90
Emplayee Fringe Benefits	36,000.00
Other Statutory Expenditures	4,300.00
CETA And Other Public Employment Pragroms	
MUNICIPAL FUNCTIONS TOTAL	1,870,075.55
CAPITAL IMPROVEMENTS *MEMO*	90,310.20
DEBT SERVICE	
Principal Payments	156,500.00
Interest Payments	200,074.05
DEFERRED CHARGES	1,099.62
SCHOOL, COUNTY, SPECIAL DISTRICT TAXES	3,982,681.22
RESERVE FOR UNCOLLECTED TAXES	244,276.40
EXPENDITURES TOTAL	6,454,706.84

REVENUES-REALIZED		
1980 Praperty Taxes Collected		4,868,875.07
1980 Payments in Lieu of Taxes		
Delinquent Tox & Lien Collectians		165,466.04
Business Persanalty Replacement Taxes		107,170.96
Taxes fram Public Utilities		704,710.00
Other Miscellaneaus Tox Revenues		
State Aid Revenues		71,920.68
Federal Aid Revenues		
State and Local Fiscal Assistonce Act Utilized		65,928.00
Sale of Acquired Property		2,500.00
Other Miscellaneaus Revenues		367,133.89
	Total	6,353,704.64
Prior Years Surplus Appraprioted		250,000.00
REVENUES	TOTAL	6,603,704.64
Reserve Far Uncollected Taxes		244,276.40
CAPITAL OUTLAY	TOTAL	106,559.30
Public Enterprises		
Recreation—Culture		6,964.97
Public Warks		99,594.33
Buildings and Graunds		
Library and Educatian		
Conservatian		
All Other		

CAPITAL DEBT AUTHORIZED, DECEMBER 31, 1980

ISSUED AND UNISSUED	GROSS DEBT	NET DEBT
School	1,335,960	
Self-liquidoting		
Other	5,514,200	5,514,200
Total	6,850,160	5,514,200

ISSUED AND OUTSTANDING		
Schaal		1,250,917.83
Self-Liquidating		
Other		5,048,500.00
	Total	6,299,417.83
EQUALIZED VALUATION BASIS FOR NET DEBT COMPUTATION		189,809,037

REAL PROPERTY VALUATIONS

Code	Class	# of Porcels	% VAL'N	ASSESSED VALUATION
1	Vacont Land	619	5.41	4,460,990.00
2	Residential	2125	80.04	65,967,940.00
3	Farm	39	1.05	868,575.00
4o	Commerciol	102	11.10	9,150,440.00
4b	Industriol	17	2.39	1,967,925.00
4c	Apartments			
Total		2902		82,415,870.00

Land Area 12.50 Sq. Miles

Net Valuation Taxable-Municipal	83,423,450
Net Valuation Taxable-County	234,290,006
State Equalized Valuation	226,190,960
State Equalization Ratio	36.60

1980 PROPERTY TAX		
STATE EQUALIZED TAX RATE		
Local District School Taxes	.91	2,067,849.90
Regianol & Consolidated School Tax	.47	1,075,236.43
Schaal Taxes in Municipal Budget		
County Taxes	.37	839,594.89
County Library Taxes		
Local Municipal Purpase Taxes	.43	979,556.05
Veteran & Seniar Citizen Taxes		47,650.00
Total Taxes for Rate Computation	2.18	5,009,887.27
Special District Taxes		
Bank Corp. Taxes		3,775.12
Added and Omitted Taxes		80,077.90
Total Taxes Levied - ABSTRACT		5,046,090.29
Total Taxes Billed		5,043,775.32
1980 TAXES COLLECTED		4,868,875.07
1980 Taxes Cancelled, Abated or Adjusted		7,814.20
Transfer to Tax Title Liens or Foreclosed		4,060.88
Balance Outstanding Dec. 31, 1980		163,025.17

PRIOR YEARS TAXES OUTSTANDING	
Balance January 1, 1980	166,583.61
Collected in 1980	156,372.97
Cancelled, Abated or Adjusted 1980	
Transfers to Tax Title Liens or Foreclosed	
Balance December 31, 1980	10,210.64
TAX TITLE LIENS OUTSTANDING	
Balance January 1, 1980	17,942.74
Transfer Fram Taxes	3,935.93
Redeemed in 1980	9,093.07
Cancelled, Abated or Adjusted (1980)	
Transfers to Foreclosed Praperty	537.36
Balance December 31, 1980	12,248.24
PROPERTY ACQUIRED BY DEED OR FORECLOSURE	
Balance January 1, 1980	250,087.69
Transfers Fram Taxes or Liens	662.31
Sale for Cash (1980)	2,500.00
Cancelled. Abated or Adjusted (1980)	
Balance December 31, 1980	248,250.00

CURRENT FINANCES DECEMBER 31, 1980	
ASSETS	
Cash Dec. 31, 1980	777,842.22
Taxes Receivable	173,235.81
Tax Title Liens	12,248.24
Foreclosed Praperty	248,250.00
Emergencies & Other Deferred Charges	16,560.52
Stote and Federal Aid Receivable	
Other Receivables	201,458.67
Total	1,429,595.46
LIABILITIES, RESERVES, AND SURPLUS	
Cosh Liabilities	234,435.89
Reserves for Receivables	648,567.72
Surplus Dec. 31, 1980	546,591.85
Totol	1,429,595.46

1608

Population 1970 145,220
Population 1980 137,970
S & P Rating A-
Moody Rating BAA-1

General Tax Rate Per $100. 5.00
Stote Equalized Tax Rate 3.05

PATERSON CITY – PASSAIC COUNTY

Form of Government:
Mayor-Council Plan D (OMCL50)
Number of Members on Governing Body 9

PER CAPITA:		PER CENT:	
Gross Debt	544.56	Gross Debt	8.27
Net Debt	142.25	Net Debt	2.16
Debt Service	48.98	Tax Levy Collected	93.07
Totol Tax Levy	228.63	Tax Levy Concelled, Aboted or Adjusted	.45
Municipal Expenditures	455.93		

EXPENDITURES	
GENERAL GOVERNMENT	
Governing Body & Public Boards	305,334.43
Municipal Clerk	66,812.40
Financial Administrotion	224,277.71
Assessment of Toxes	217,084.94
Collection of Toxes	158,813.92
Planning, Housing & Development	278,907.69
Human Resources	1,086,760.13
Elections	65,984.55
Generol Administrotion (other)	4,118,236.00
JUDICIARY	
Municipal Courts	312,173.61
PUBLIC SAFETY	
Fire Protection	7,921,121.24
Police Protection	8,940,636.78
Civil Defense & Disoster Control	16,050.11
Environmentol Inspection & Control	263,787.51
Other Public Safety	
PUBLIC WORKS	
Streets and Droinoge	2,205,463.77
Sewers and Sewage Processing	2,973,013.94
Gorboge and Trash Disposol	2,623,044.82
Public Buildings and Grounds	923,155.88
Other Public Works	6,755.00
HEALTH ond WELFARE	
Heolth Services Except Environmentol	2,077,591.86
Welfore-Public Assistonce	427,917.46
Hospitols, Clinics, First Aid	90,000.00
Animal, Insect, & Rodent Control	26,157.00
Other Welfore Services	
RECREATION ond CONSERVATION	
Beoches ond Boordwolks	
Porks, Playgrounds, Shade Trees	661,071.89
Land Reclamotion & Conservotion	5,886.00
Other Recreotional Services	244,852.61
EDUCATION (excluding schools)	
Librories	660,000.00
Other Educotional Services	127,424.00
STATUTORY EXPENDITURES	
Pensions & F. I. C. A.	4,689,543.33
Employee Fringe Benefits	
Other Stotutory Expenditures	100,000.00
CETA And Other Public Employment Programs	11,281,626.45
MUNICIPAL FUNCTIONS TOTAL	53,059,485.03
CAPITAL IMPROVEMENTS *MEMO*	2,778,000.00
DEBT SERVICE	
Principal Payments	4,369,000.00
Interest Payments	2,389,028.18
TYPE I SCHL DEBT *MEMO	3,168,684.76
DEFERRED CHARGES	823,913.20
SCHOOL, COUNTY, SPECIAL DISTRICT TAXES	18,603,239.96
RESERVE FOR UNCOLLECTED TAXES	2,223,084.37
EXPENDITURES TOTAL	81,507,750.74

REVENUES-REALIZED	
1980 Property Taxes Collected	29,229,234.14
1980 Payments in Lieu of Taxes	1,013,154.85
Delinquent Tax & Lien Collections	1,912,554.38
Business Personalty Replacement Taxes	2,698,544.21
Taxes from Public Utilities	5,131,977.00
Other Miscelloneous Tax Revenues	
Stote Aid Revenues	10,571,910.82
Federol Aid Revenues	12,202,142.81
State and Local Fiscal Assistonce Act Utilized	2,667,956.00
Sale of Acquired Property	660.00
Other Miscelloneous Revenues	18,138,956.85
Total	83,567,091.06
Prior Yeors Surplus Appropriated	
REVENUES TOTAL	83,567,091.06
Reserve For Uncollected Taxes	2,223,084.37
CAPITAL OUTLAY TOTAL	6,042,289.94
Public Enterprises	
Recreation—Culture	656,142.88
Public Works	918,972.49
Buildings and Grounds	
Library ond Education	4,467,174.57
Conservation	
All Other	

CAPITAL DEBT AUTHORIZED, DECEMBER 31, 1980

ISSUED AND UNISSUED	GROSS DEBT	NET DEBT
School	39,081,000	
Self-liquidating	4,748,000	
Other	31,304,000	19,625,623
Total	75,133,000	19,625,623

ISSUED AND OUTSTANDING	
School	36,241,000.00
Self-Liquidating	4,748,000.00
Other	30,999,000.00
Total	71,988,000.00
EQUALIZED VALUATION BASIS FOR NET DEBT COMPUTATION	908,418,885

REAL PROPERTY VALUATIONS

Code	Closs	# of Porcels	% VAL'N	ASSESSED VALUATION
1	Vocont Lond	1965	1.54	9,297,870.00
2	Residential	17359	58.58	353,962,170.00
3	Farm			
4a	Commercial	2535	19.81	119,704,950.00
4b	Industrial	486	11.19	67,614,900.00
4c	Aportments	516	8.89	53,707,000.00
Total		22861		604,286,890.00

Lond Areo	8.44 Sq. Miles
Net Valuotion Toxable-Municipal	625,883,550
Net Voluotion Toxable-County	992,502,635
State Equalized Voluotion	1,010,859,102
State Equalizotion Ratio	61.13

1980 PROPERTY TAX		
STATE EQUALIZED TAX RATE		
Local District School Taxes	1.11	11,403,205.00
Regional & Consolidated School Tax		
School Taxes in Municipal Budget	.08	799,513.99
County Toxes	.63	6,400,520.97
County Library Taxes		
Local Municipal Purpose Taxes	1.24	12,653,435.14
Veteran & Senior Citizen Taxes		567,210.00
Totol Taxes for Rate Computation	3.06	31,823,885.10
Speciol District Taxes		
Bank Corp. Taxes		130,383.22
Added and Omitted Taxes		157,365.10
Total Taxes Levied - ABSTRACT		31,544,423.42
Totol Taxes Billed		31,406,453.10
1980 TAXES COLLECTED		29,229,234.14
1980 Toxes Concelled, Abated or Adjusted		139,866.72
Transfer to Tax Title Liens or Foreclosed		279,906.18
Bolonce Outstanding Dec. 31, 1980		1,757,446.06

PRIOR YEARS TAXES OUTSTANDING	
Bolonce January 1, 1980	2,385,087.12
Collected in 1980	1,365,592.77
Concelled, Aboted or Adjusted 1980	152,147.18
Transfers to Tox Title Liens or Foreclosed	117,014.26
Balance December 31, 1980	750,332.91
TAX TITLE LIENS OUTSTANDING	
Bolonce January 1, 1980	1,686,551.96
Transfer From Taxes	395,386.41
Redeemed in 1980	458,608.15
Concelled, Abated or Adjusted (1980)	11,011.82
Tronsfers to Foreclosed Property	482,127.75
Bolonce December 31, 1980	1,130,190.65
PROPERTY ACQUIRED BY DEED OR FORECLOSURE	
Bolonce January 1, 1980	1,067,398.86
Tronsfers From Toxes or Liens	509,791.14
Sole for Cash (1980)	192,822.17
Concelled, Aboted or Adjusted (1980)	855,367.83
Bolonce December 31, 1980	529,000.00

CURRENT FINANCES DECEMBER 31, 1980 ASSETS	
Cash Dec. 31, 1980	1,802,797.10
Taxes Receivable	2,507,778.97
Tox Title Liens	1,130,190.65
Foreclosed Property	529,000.00
Emergencies & Other Deferred Charges	171,945.72
State and Federal Aid Receivoble	559,368.47
Other Receivobles	311,129.95
Total	7,012,210.86
LIABILITIES, RESERVES, AND SURPLUS	
Cosh Liabilities	1,771,244.45
Reserves for Receivables	4,478,099.57
Surplus Dec. 31, 1980	762,866.84
Total	7,012,210.86

1980/3000

* ABOVE DEBT SERVICE INCLUDES TYPE I SCHOOL DEBT

0814

Population 1970 8,100
Population 1980 6,944
S & P Rating
Moody Rating

General Tax Rate Per $100. 2.82
State Equalized Tax Rate 2.52

PAULSBORO BOROUGH — GLOUCESTER CO.

Form of Government:
Borough Council
Number of Members on Governing Body 6

PER CAPITA:

Gross Debt	259.62
Net Debt	88.69
Debt Service	
Total Tax Levy	381.19
Municipal Expenditures	222.95

PER CENT:

Gross Debt	1.94
Net Debt	.66
Tax Levy Collected	93.72
Tax Levy Cancelled, Abated or Adjusted	.10

EXPENDITURES

GENERAL GOVERNMENT	
Governing Body & Public Boards	7,500.00
Municipal Clerk	21,578.00
Financial Administration	17,682.00
Assessment of Taxes	12,147.98
Collection of Taxes	12,284.35
Planning, Housing & Development	7,902.50
Human Resources	14,838.00
Elections	2,880.00
General Administration (other)	117,975.17
JUDICIARY	
Municipal Courts	15,016.00
PUBLIC SAFETY	
Fire Protection	21,900.00
Police Protection	429,536.88
Civil Defense & Disaster Control	125.00
Environmental Inspection & Control	18,280.00
Other Public Safety	
PUBLIC WORKS	
Streets and Drainage	208,568.05
Sewers and Sewage Processing	
Garbage and Trash Disposal	82,000.00
Public Buildings and Grounds	27,000.00
Other Public Works	2,500.00
HEALTH and WELFARE	
Health Services Except Environmental	2,850.00
Welfare-Public Assistance	10,900.00
Hospitals, Clinics, First Aid	
Animal, Insect, & Rodent Control	500.00
Other Welfare Services	
RECREATION and CONSERVATION	
Beaches and Boardwalks	
Parks, Playgrounds, Shade Trees	15,000.00
Land Reclamation & Conservation	300.00
Other Recreational Services	2,100.00
EDUCATION (excluding schools)	
Libraries	12,648.24
Other Educational Services	
STATUTORY EXPENDITURES	
Pensions & F. I. C. A.	98,539.05
Employee Fringe Benefits	28,000.00
Other Statutory Expenditures	3,000.00
CETA And Other Public Employment Programs	79,285.06
MUNICIPAL FUNCTIONS TOTAL	1,272,836.28
CAPITAL IMPROVEMENTS *MEMO*	
DEBT SERVICE	
Principal Payments	
Interest Payments	
DEFERRED CHARGES	28,639.75
SCHOOL, COUNTY, SPECIAL DISTRICT TAXES	1,843,436.77
RESERVE FOR UNCOLLECTED TAXES	246,698.26
EXPENDITURES TOTAL	3,391,611.06

REVENUES-REALIZED

1980 Property Taxes Collected		2,474,841.56
1980 Payments in Lieu of Taxes		
Delinquent Tax & Lien Collections		142,468.47
Business Personalty Replacement Taxes		122,361.64
Taxes from Public Utilities		146,607.00
Other Miscellaneous Tax Revenues		
State Aid Revenues		101,286.07
Federal Aid Revenues		68,835.84
State and Local Fiscal Assistance Act Utilized		111,537.23
Sale of Acquired Property		
Other Miscellaneous Revenues		367,064.20
	Total	3,535,002.01
Prior Years Surplus Appropriated		
REVENUES	TOTAL	3,535,002.01
Reserve For Uncollected Taxes		246,698.26
CAPITAL OUTLAY	TOTAL	259,352.04
Public Enterprises		115,385.54
Recreation—Culture		
Public Works		
Buildings and Grounds		143,966.50
Library and Education		
Conservation		
All Other		

CAPITAL DEBT AUTHORIZED, DECEMBER 31, 1980

ISSUED AND UNISSUED	GROSS DEBT	NET DEBT
School	735,000	
Self-liquidating	452,000	
Other	615,800	615,800
Total	1,802,800	615,800

ISSUED AND OUTSTANDING	
School	735,000.00
Self-Liquidating	300,000.00
Other	515,000.00
Total	1,550,000.00
EQUALIZED VALUATION BASIS FOR NET DEBT COMPUTATION	92,768,479

REAL PROPERTY VALUATIONS

Code	Class	# of Parcels	% VAL'N	ASSESSED VALUATION
1	Vacant Land	277	2.34	2,147,200.00
2	Residential	1904	48.15	44,149,400.00
3	Farm			
4a	Commercial	168	43.12	39,537,200.00
4b	Industrial	9	4.36	3,996,100.00
4c	Apartments	8	2.03	1,858,400.00
Total		2366		91,688,300.00

Land Area 2.09 Sq. Miles

Net Valuation Taxable-Municipal	93,733,485
Net Valuation Taxable-County	99,171,135
State Equalized Valuation	104,628,766
State Equalization Ratio	89.38

1980 PROPERTY TAX

STATE EQUALIZED TAX RATE		
Local District School Taxes	1.17	1,231,577.25
Regional & Consolidated School Tax		
School Taxes in Municipal Budget		
County Taxes	.58	611,859.42
County Library Taxes		
Local Municipal Purpose Taxes	.76	793,708.73
Veteran & Senior Citizen Taxes		77,330.00
Total Taxes for Rate Computation	2.51	2,714,475.50
Special District Taxes		
Bank Corp. Taxes		6,307.97
Added and Omitted Taxes		3,551.83
Total Taxes Levied - ABSTRACT		2,647,005.30
Total Taxes Billed		2,640,697.33
1980 TAXES COLLECTED		2,474,841.56
1980 Taxes Cancelled, Abated or Adjusted		2,644.14
Transfer to Tax Title Liens or Foreclosed		37,223.46
Balance Outstanding Dec. 31, 1980		125,988.17

PRIOR YEARS TAXES OUTSTANDING

Balance January 1, 1980	145,860.73
Collected in 1980	136,128.47
Cancelled, Abated or Adjusted 1980	
Transfers to Tax Title Liens or Foreclosed	4,300.88
Balance December 31, 1980	5,431.38

TAX TITLE LIENS OUTSTANDING

Balance January 1, 1980	56,593.95
Transfer Fram Taxes	42,107.30
Redeemed in 1980	6,340.00
Cancelled, Abated or Adjusted (1980)	
Transfers to Foreclosed Property	
Balance December 31, 1980	92,361.25

PROPERTY ACQUIRED BY DEED OR FORECLOSURE

Balance January 1, 1980	318,800.00
Transfers From Taxes or Liens	
Sale for Cash (1980)	
Cancelled Abated or Adjusted (1980)	
Balance December 31, 1980	318,800.00

CURRENT FINANCES DECEMBER 31, 1980

ASSETS

Cash Dec. 31, 1980	757,152.38
Taxes Receivable	131,419.55
Tax Title Liens	92,361.25
Foreclosed Property	318,800.00
Emergencies & Other Deferred Charges	21,075.58
State and Federal Aid Receivable	
Other Receivables	170,691.33
Total	1,492,290.09

LIABILITIES, RESERVES, AND SURPLUS

Cash Liabilities	411,762.01
Reserves for Receivables	713,262.13
Surplus Dec. 31, 1980	367,365.95
Total	1,492,390.09

1980 3000

1815

Populotion 1970	1,935
Populotion 1980	2,038
S & P Roting	
Moody Roting	

Generol Tox Rate Per $100. 1.79

Stote Equolized Tax Rote 1.79

PEAPACK GLADSTONE BOROUGH — SOMERSET COUNTY

Form of Government: Borough Council

Number of Members on Governing Body 6

PER CAPITA:		PER CENT:	
Gross Debt	681.97	Gross Debt	2.08
Net Debt	249.92	Net Debt	.76
Debt Service	37.88	Tox Levy Collected	96.91
Totol Tox Levy	709.09	Tox Levy Concelled, Abated or Adjusted	.07
Municipol Expenditures	536.39		

EXPENDITURES	
GENERAL GOVERNMENT	
Governing Body & Public Boords	
Municipol Clerk	
Finonciol Administrotion	11,474.00
Assessment of Taxes	7,032.00
Collection of Taxes	7,464.00
Plonning, Housing & Development	13,067.00
Humon Resources	
Elections	
Generol Administrotion (other)	130,418.00
JUDICIARY	
Municipol Courts	10,368.00
PUBLIC SAFETY	
Fire Protection	29,501.00
Police Protection	106,424.00
Civil Defense & Disoster Control	200.00
Environmentol Inspection & Control	8,480.00
Other Public Sofety	
PUBLIC WORKS	
Streets ond Droinoge	107,002.21
Sewers ond Sewoge Processing	
Garboge ond Trosh Disposol	40,807.00
Public Buildings ond Grounds	22,289.00
Other Public Works	
HEALTH ond WELFARE	
Health Services Except Environmentol	9,544.00
Welfore-Public Assistonce	2,074.00
Hospitols, Clinics, First Aid	840.00
Animol, Insect, & Rodent Control	
Other Welfore Services	
RECREATION ond CONSERVATION	
Beoches ond Boordwolks	
Porks, Ploygrounds, Shode Trees	1,785.00
Lond Reclomotion & Conservotion	625.00
Other Recreotionol Services	9,225.00
EDUCATION (excluding schools)	
Librories	2,084.00
Other Educotionol Services	
STATUTORY EXPENDITURES	
Pensions & F. I. C. A.	25,523.00
Employee Fringe Benefits	5,084.00
Other Stotutory Expenditures	1,000.00
CETA And Other Public Employment Progroms	
MUNICIPAL FUNCTIONS TOTAL	552,310.21
CAPITAL IMPROVEMENTS *MEMO*	19,550.00
DEBT SERVICE	
Principal Payments	42,000.00
Interest Payments	35,208.67
DEFERRED CHARGES	356,616.64
SCHOOL, COUNTY, SPECIAL DISTRICT TAXES	832,016.96
RESERVE FOR UNCOLLECTED TAXES	107,022.90
EXPENDITURES TOTAL	1,925,175.38

REVENUES-REALIZED		
1980 Proporty Toxes Collected		1,395,139.99
1980 Payments in Lieu of Toxes		
Delinquent Tox & Lien Collections		41,646.44
Business Personolty Replacement Taxes		28,648.76
Toxes from Public Utilities		87,484.00
Other Miscelloneous Tox Revenues		
Stote Aid Revenues		14,836.59
Federol Aid Revenues		
Stote ond Locol Fiscol Assistonce Act Utilized		24,067.21
Sole of Acquired Property		
Other Miscelloneous Revenues		104,579.96
	Totol	1,696,402.95
Prior Yeors Surplus Appropriated		317,000.00
REVENUES	TOTAL	2,013,402.95
Reserve For Uncollected Toxes		107,022.90
CAPITAL OUTLAY	TOTAL	59,441.53
Public Enterprises		8,197.23
Recreotion—Culture		
Public Works		51,140.30
Buildings ond Grounds		104.00
Librory ond Educotion		
Conservotion		
All Other		

CAPITAL DEBT AUTHORIZED, DECEMBER 31, 1980

ISSUED AND UNISSUED	GROSS DEBT	NET DEBT
School		
Self-liquidoting	1,021,850	141,357
Other	368,000	368,000
Totol	1,389,850	509,357

ISSUED AND OUTSTANDING	
School	
Self-Liquidoting	445,200.00
Other	360,000.00
Totol	805,200.00
EQUALIZED VALUATION BASIS FOR NET DEBT COMPUTATION	66,551,826

REAL PROPERTY VALUATIONS

Code	Class	# of Parcels	% VAL'N	ASSESSED VALUATION
1	Vacont Lond	75	7.60	6,025,675.00
2	Residentiol	480	60.19	47,727,175.00
3	Form	76	6.33	5,018,200.00
4o	Commercial	63	18.50	14,672,900.00
4b	Industriol	9	5.91	4,687,450.00
4c	Apartments	8	1.47	1,165,575.00
Totol		711		79,296,975.00

Land Area 5.80 Sq. Miles

Net Voluotion Taxoble-Municipol	79,748,425
Net Voluotion Taxoble-County	72,761,281
State Equalized Voluation	79,500,868
State Equolizotion Ratio	100.32

1980 PROPERTY TAX		
STATE EQUALIZED TAX RATE		
Locol District School Toxes	.57	454,137.50
Regionol & Consolidoted School Tox		
School Taxes in Municipol Budget		
County Toxes	.45	356,314.16
County Library Toxes	.03	21,565.30
Locol Municipol Purpose Toxes	.75	592,786.25
Veteron & Senior Citizen Taxes		14,930.00
Total Toxes for Rate Computation	1.80	1,439,733.21
Speciol District Toxes		
Bonk Corp. Taxes		8,222.95
Added ond Omitted Toxes		12,104.99
Totol Toxes Levied - ABSTRACT		1,445,131.15
Totol Toxes Billed		1,439,602.54
1980 TAXES COLLECTED		1,395,139.99
1980 Toxes Concelled, Aboted or Adjusted		282.35
Tronsfer to Tax Title Liens or Foreclosed		
Bolonce Outstonding Dec. 31, 1980		44,180.20
PRIOR YEARS TAXES OUTSTANDING		
Bolonce Jonuory 1, 1980		55,266.27
Collected in 1980		41,646.44
Concelled, Aboted or Adjusted 1980		
Transfers to Tox Title Liens or Foreclosed		
Bolonce December 31, 1980		13,619.83
TAX TITLE LIENS OUTSTANDING		
Bolonce Jonuory 1, 1980		
Tronsfer From Toxes		
Redeemed in 1980		
Concelled, Aboted or Adjusted (1980)		
Tronsfers to Foreclosed Property		
Bolonce December 31, 1980		
PROPERTY ACQUIRED BY DEED OR FORECLOSURE		
Bolonce Jonuory 1, 1980		
Tronsfers From Toxes or Liens		
Sole for Cosh (1980)		
Concelled, Aboted or Adjusted (1980)		
Bolonce December 31, 1980		

CURRENT FINANCES DECEMBER 31, 1980	
ASSETS	
Cash Dec. 31, 1980	457,932.86
Toxes Receivable	57,800.03
Tox Title Liens	
Foreclosed Property	
Emergencies & Other Deferred Charges	8,900.00
Stote ond Federal Aid Receivoble	563.11
Other Receivobles	31,415.98
Total	556,611.98
LIABILITIES, RESERVES, AND SURPLUS	
Cosh Liobilities	71,009.49
Reserves for Receivables	89,216.01
Surplus Dec. 31, 1980	396,386.48
Total	556,611.98

1980/3000

0328

Population 1970 1,345
Population 1980 1,198
S & P Rating
Moody Rating

Generol Tax Rate Per $100. 2.95
Stote Equolized Tax Rote 2.36

PEMBERTON BOROUGH — BURLINGTON CO.

Form of Government:
Borough Council
Number of Members on Governing Body 6

PER CAPITA		PER CENT	
Gross Debt	30.35	Gross Debt	.27
Net Debt		Net Debt	
Debt Service		Tox Levy Collected	91.12
Totol Tox Levy	319.63	Tox Levy Concelled, Aboted or Adjusted	
Municipol Expenditures	219.79		

EXPENDITURES	
GENERAL GOVERNMENT	
Governing Body & Public Boords	
Municipal Clerk	
Finoncial Administrotion	5,850.00
Assessment of Toxes	2,700.00
Collection of Toxes	4,410.00
Plonning, Housing & Development	2,650.00
Humon Resources	
Elections	
Generol Administration (other)	32,790.00
JUDICIARY	
Municipol Courts	12,534.00
PUBLIC SAFETY	
Fire Protection	2,701.04
Police Protection	62,446.00
Civil Defense & Disoster Control	50.00
Environmentol Inspection & Control	1,780.00
Other Public Sofety	
PUBLIC WORKS	
Streets ond Drainoge	12,900.00
Sewers and Sewoge Processing	
Gorboge ond Trosh Disposol	17,950.00
Public Buildings ond Grounds	4,900.00
Other Public Works	
HEALTH ond WELFARE	
Heolth Services Except Environmentol	400.00
Welfore-Public Assistonce	910.00
Hospitols, Clinics, First Aid	
Animol, Insect, & Rodent Control	500.00
Other Welfore Services	
RECREATION ond CONSERVATION	
Beoches ond Boordwolks	
Porks, Ploygrounds, Shode Trees	740.00
Lond Reclamotion & Conservotion	
Other Recreotionol Services	
EDUCATION (excluding schools)	
Librories	5,750.00
Other Educotionol Services	
STATUTORY EXPENDITURES	
Pensions & F. I. C. A.	7,885.00
Employee Fringe Benefits	2,850.00
Other Stotutory Expenditures	
CETA And Other Public Employment Programs	20,000.00
MUNICIPAL FUNCTIONS TOTAL	202,696.04
CAPITAL IMPROVEMENTS *MEMO*	
DEBT SERVICE	
Principol Poyments	
Interest Poyments	
DEFERRED CHARGES	6,188.09
SCHOOL, COUNTY, SPECIAL DISTRICT TAXES	313,040.50
RESERVE FOR UNCOLLECTED TAXES	54,428.81
EXPENDITURES TOTAL	576,353.44

REVENUES-REALIZED		
1980 Property Toxes Collected		346,770.68
1980 Poyments in Lieu of Toxes		
Delinquent Tox & Lien Collections		26,007.73
Business Personolty Replocement Toxes		10,291.60
Toxes from Public Utilities		31,106.00
Other Miscelloneous Tox Revenues		
Stote Aid Revenues		13,550.17
Federol Aid Revenues		19,258.21
Stote ond Locol Fiscol Assistonce Act Utilized		11,839.00
Sole of Acquired Property		
Other Miscellaneous Revenues		34,048.78
	Total	492,872.17
Prior Yeors Surplus Appropriated		70,500.00
REVENUES	TOTAL	563,372.17
Reserve For Uncollected Toxes		54,428.81

CAPITAL OUTLAY	TOTAL
Public Enterprises	
Recreotion—Culture	
Public Works	
Buildings and Grounds	
Librory and Educotion	
Conservotion	
All Other	

CAPITAL DEBT AUTHORIZED, DECEMBER 31, 1980

ISSUED AND UNISSUED	GROSS DEBT	NET DEBT
School		
Self-liquidating	36,364	
Other		
Totol	36,364	

ISSUED AND OUTSTANDING	
School	
Self-Liquidating	28,000.00
Other	
Total	28,000.00
EQUALIZED VALUATION BASIS FOR NET DEBT COMPUTATION	13,682,627

REAL PROPERTY VALUATIONS

Code	Class	# of Porcels	% VAL'N	ASSESSED VALUATION
1	Vocont Lond	25	2.86	350,150.00
2	Residentiol	307	70.37	8,613,750.00
3	Form	7	.42	50,900.00
4o	Commercial	49	19.12	2,340,950.00
4b	Industriol			
4c	Aportments	6	7.23	885,600.00
Totol		394		12,241,350.00

Lond Areo .76 Sq. Miles

Net Voluotion Toxable-Municipol	12,866,904
Net Voluotion Toxable-County	14,339,445
State Equolized Voluotion	15,898,605
State Equolization Ratio	80.15

1980 PROPERTY TAX		
STATE EQUALIZED TAX RATE		
Local District School Taxes	1.38	220,800.00
Regionol & Consolidoted School Tox		
School Taxes in Municipol Budget		
County Taxes	.54	87,461.11
County Library Taxes	.03	4,779.39
Locol Municipol Purpose Taxes	.41	65,620.00
Veteron & Senior Citizen Taxes		7,250.00
Totol Taxes for Rate Computation	2.36	385,910.50
Speciol District Taxes		
Bonk Corp. Taxes		2,368.48
Added ond Omitted Taxes		1,887.64
Totol Taxes Levied - ABSTRACT		382,916.62
Totol Taxes Billed		380,548.14
1980 TAXES COLLECTED		346,770.68
1980 Toxes Concelled, Aboted or Adjusted		
Transfer to Tox Title Liens or Foreclosed		
Bolonce Outstonding Dec. 31, 1980		33,777.46

PRIOR YEARS TAXES OUTSTANDING	
Bolonce Jonuory 1, 1980	28,113.13
Collected in 1980	26,007.73
Concelled, Aboted or Adjusted 1980	
Transfers to Tox Title Liens or Foreclosed	
Bolonce December 31, 1980	2,105.40
TAX TITLE LIENS OUTSTANDING	
Bolonce Jonuory 1, 1980	
Transfer From Toxes	
Redeemed in 1980	
Concelled Aboted or Adjusted (1980)	
Transfers to Foreclosed Property	
Bolonce December 31 1980	
PROPERTY ACQUIRED BY DEED OR FORECLOSURE	
Bolonce Jonuory 1, 1980	7,700.00
Transfers From Toxes or Liens	
Sole for Cosh (1980)	
Concelled, Abated or Adjusted (1980)	
Bolonce December 31, 1980	7,700.00

CURRENT FINANCES DECEMBER 31, 1980	
ASSETS	
Cosh Dec. 31, 1980	97,081.30
Toxes Receivoble	35,882.86
Tox Title Liens	
Foreclosed Property	7,700.00
Emergencies & Other Deferred Chorges	
Stote ond Federol Aid Receivoble	
Other Receivables	15,211.71
Totol	155,875.87
LIABILITIES, RESERVES, AND SURPLUS	
Cosh Liobilities	34,198.53
Reserves for Receivobles	58,794.57
Surplus Dec. 31, 1980	62,882.77
Totol	155,875.87

0329

Population 1970 20,000
Population 1980 29,720
S & P Rating
Moody Rating BAA

General Tax Rate Per $100. 2.55
State Equalized Tax Rate 2.45

PEMBERTON TOWNSHIP — BURLINGTON CO.

Form of Government:
Township Committee
Number of Members on Governing Body 5

PER CAPITA:

Gross Debt	592.14
Net Debt	52.75
Debt Service	2.97
Total Tax Levy	229.93
Municipal Expenditures	154.75

PER CENT:

Gross Debt	6.78
Net Debt	.60
Tax Levy Collected	86.69
Tax Levy Cancelled, Abated or Adjusted	.25

EXPENDITURES

GENERAL GOVERNMENT	
Governing Body & Public Boards	91,727.55
Municipal Clerk	
Financial Administration	110,986.00
Assessment of Taxes	64,921.00
Collection of Taxes	84,095.00
Planning, Housing & Development	46,645.00
Human Resources	
Elections	
General Administration (other)	499,801.00
JUDICIARY	
Municipal Courts	65,847.00
PUBLIC SAFETY	
Fire Protection	55,146.00
Police Protection	981,460.00
Civil Defense & Disaster Control	1,500.00
Environmental Inspection & Control	42,271.00
Other Public Safety	
PUBLIC WORKS	
Streets and Drainage	445,822.00
Sewers and Sewage Processing	
Garbage and Trash Disposal	14,768.00
Public Buildings and Grounds	265,218.00
Other Public Works	280,049.00
HEALTH and WELFARE	
Health Services Except Environmental	14,516.33
Welfare-Public Assistance	76,865.00
Hospitals, Clinics, First Aid	
Animal, Insect, & Rodent Control	12,743.00
Other Welfare Services	
RECREATION and CONSERVATION	
Beaches and Boardwalks	
Parks, Playgrounds, Shade Trees	
Land Reclamation & Conservation	
Other Recreational Services	97,769.00
EDUCATION (excluding schools)	
Libraries	70,000.00
Other Educational Services	
STATUTORY EXPENDITURES	
Pensions & F. I. C. A	198,084.00
Employee Fringe Benefits	105,600.00
Other Statutory Expenditures	10,500.00
CETA And Other Public Employment Programs	
MUNICIPAL FUNCTIONS TOTAL	3,636,433.88
CAPITAL IMPROVEMENTS *MEMO*	60,000.00
DEBT SERVICE	
Principal Payments	67,200.00
Interest Payments	21,049.73
DEFERRED CHARGES	15,751.22
SCHOOL, COUNTY, SPECIAL DISTRICT TAXES	5,005,157.86
RESERVE FOR UNCOLLECTED TAXES	858,808.88
EXPENDITURES TOTAL	9,604,401.57

REVENUES-REALIZED

1980 Property Taxes Collected		5,933,347.10
1980 Payments in Lieu of Taxes		
Delinquent Tax & Lien Collections		639,921.71
Business Personalty Replacement Taxes		50,810.81
Taxes from Public Utilities		947,021.00
Other Miscellaneous Tax Revenues		
State Aid Revenues		517,604.81
Federal Aid Revenues		80,048.71
State and Local Fiscal Assistance Act Utilized		296,409.82
Sale of Acquired Property		
Other Miscellaneous Revenues		424,841.38
	Total	8,890,005.34
Prior Years Surplus Appropriated		165,000.00
REVENUES	TOTAL	9,055,005.34
Reserve For Uncollected Taxes		858,808.88
CAPITAL OUTLAY	TOTAL	320,213.26
Public Enterprises		5,458.15
Recreation—Culture		
Public Works		292,123.55
Buildings and Grounds		22,631.56
Library and Education		
Conservation		
All Other		

CAPITAL DEBT AUTHORIZED, DECEMBER 31, 1980

ISSUED AND UNISSUED	GROSS DEBT	NET DEBT
School	5,024,000	
Self-liquidating	11,006,800	
Other	1,567,650	1,567,650
Total	17,598,450	1,567,650

ISSUED AND OUTSTANDING	
School	5,024,000.00
Self-Liquidating	8,546,000.00
Other	1,520,488.78
Total	15,090,488.78
EQUALIZED VALUATION BASIS FOR NET DEBT COMPUTATION	259,693,143

REAL PROPERTY VALUATIONS

Code	Class	# of Parcels	% VAL'N	ASSESSED VALUATION
1	Vacant Land	5431	7.82	20,597,125.00
2	Residential	6814	81.32	214,122,150.00
3	Farm	528	3.00	7,890,078.00
4a	Commercial	150	4.60	12,122,400.00
4b	Industrial	9	1.05	2,769,000.00
4c	Apartments	42	2.20	5,804,200.00
Total		12974		263,304,953.00

Land Area 64.67 Sq. Miles

Net Valuation Taxable-Municipal	267,400,146
Net Valuation Taxable-County	268,586,551
State Equalized Valuation	277,432,649
State Equalization Ratio	96.33

1980 PROPERTY TAX

STATE EQUALIZED TAX RATE →		
Local District School Taxes	1.18	3,282,094.50
Regional & Consolidated School Tax		
School Taxes in Municipal Budget		
County Taxes	.59	1,633,543.41
County Library Taxes	.03	89,519.95
Local Municipal Purpose Taxes	.65	1,798,577.04
Veteran & Senior Citizen Taxes		173,230.00
Total Taxes for Rate Computation	2.45	6,976,964.90
Special District Taxes		
Bank Corp. Taxes		4,328.10
Added and Omitted Taxes		25,546.55
Total Taxes Levied - ABSTRACT		6,833,609.55
Total Taxes Billed		6,844,250.58
1980 TAXES COLLECTED		5,933,347.10
1980 Taxes Cancelled, Abated or Adjusted		16,966.02
Transfer to Tax Title Liens or Foreclosed		
Balance Outstanding Dec. 31, 1980		893,937.46

PRIOR YEARS TAXES OUTSTANDING

Balance January 1, 1980	575,586.84
Collected in 1980	508,967.10
Cancelled, Abated or Adjusted 1980	
Transfers to Tax Title Liens or Foreclosed	
Balance December 31, 1980	66,619.74

TAX TITLE LIENS OUTSTANDING

Balance January 1, 1980	651,438.39
Transfer From Taxes	
Redeemed in 1980	130,954.61
Cancelled, Abated or Adjusted (1980)	
Transfers to Foreclosed Property	
Balance December 31, 1980	520,483.78

PROPERTY ACQUIRED BY DEED OR FORECLOSURE

Balance January 1, 1980	782,433.00
Transfers From Taxes or Liens	
Sale for Cash (1980)	
Cancelled, Abated or Adjusted (1980)	
Balance December 31, 1980	782,433.00

CURRENT FINANCES DECEMBER 31, 1980

ASSETS

Cash Dec. 31, 1980	1,430,937.91
Taxes Receivable	960,557.20
Tax Title Liens	520,483.78
Foreclosed Property	782,433.00
Emergencies & Other Deferred Charges	15,480.27
State and Federal Aid Receivable	12,600.81
Other Receivables	174,502.35
Total	3,896,995.32

LIABILITIES, RESERVES, AND SURPLUS

Cash Liabilities	947,256.37
Reserves for Receivables	2,437,976.33
Surplus Dec. 31, 1980	511,762.62
Total	3,896,995.32

1980 3000

1108

Population 1970 2,160
Population 1980 2,109
S & P Rating
Maody Rating A

General Tax Rate Per $100. 4.70
State Equalized Tax Rate 2.40

PENNINGTON BOROUGH — MERCER COUNTY

Form of Government:
Borough Council
Number of Members on Governing Body 6

PER CAPITA		PER CENT	
Gross Debt	577.81	Gross Debt	2.36
Net Debt	306.89	Net Debt	1.25
Debt Service	49.62	Tax Levy Collected	96.84
Total Tax Levy	686.80	Tax Levy Cancelled, Abated or Adjusted	.11
Municipal Expenditures	270.64		

EXPENDITURES	
GENERAL GOVERNMENT	
Gaverning Body & Public Boards	
Municipal Clerk	
Financial Administration	6,575.00
Assessment of Taxes	20,655.68
Collection of Taxes	2,365.80
Planning, Housing & Development	7,676.06
Human Resources	
Electians	805.94
General Administratian (ather)	49,554.63
JUDICIARY	
Municipal Courts	9,315.00
PUBLIC SAFETY	
Fire Protection	7,500.00
Police Protection	60,742.30
Civil Defense & Disaster Cantral	200.00
Environmental Inspectian & Control	6,700.00
Other Public Safety	
PUBLIC WORKS	
Streets and Drainage	77,841.16
Sewers and Sewage Processing	3,347.91
Garbage and Trash Dispasal	36,487.00
Public Buildings and Grounds	24,387.78
Other Public Warks	
HEALTH and WELFARE	
Health Services Except Enviranmental	11,270.94
Welfare-Public Assistance	225.00
Haspitals, Clinics, First Aid	
Animal, Insect, & Rodent Cantrol	
Other Welfare Services	
RECREATION and CONSERVATION	
Beaches and Boardwalks	
Parks, Playgrounds, Shade Trees	6,764.09
Land Reclamatian & Conservatian	
Other Recreational Services	1,000.00
EDUCATION (excluding schaals)	
Libraries	16,920.00
Other Educatianal Services	
STATUTORY EXPENDITURES	
Pensions & F. I. C. A.	20,533.12
Employee Fringe Benefits	3,868.02
Other Statutary Expenditures	885.25
CETA And Other Public Emplayment Programs	
MUNICIPAL FUNCTIONS TOTAL	375,620.68
CAPITAL IMPROVEMENTS *MEMO*	
DEBT SERVICE	
Principal Payments	70,000.00
Interest Payments	34,650.00
DEFERRED CHARGES	6,102.50
SCHOOL, COUNTY, SPECIAL DISTRICT TAXES	1,258,410.89
RESERVE FOR UNCOLLECTED TAXES	84,400.00
EXPENDITURES TOTAL	1,829,184.07

REVENUES-REALIZED		
1980 Property Taxes Collected		1,400,647.32
1980 Payments in Lieu of Taxes		
Delinquent Tax & Lien Collectians		40,979.36
Business Persanalty Replacement Taxes		22,639.08
Taxes from Public Utilities		90,161.00
Other Miscellaneous Tax Revenues		
State Aid Revenues		17,271.87
Federal Aid Revenues		
State and Local Fiscal Assistance Act Utilized		9,757.20
Sale of Acquired Property		
Other Miscellaneous Revenues		193,157.15
	Tatal	1,774,612.98
Priar Years Surplus Appropriated		74,000.00
REVENUES	TOTAL	1,848,612.98
Reserve For Uncollected Taxes		84,400.00
CAPITAL OUTLAY	TOTAL	65,423.30
Public Enterprises		
Recreation—Culture		
Public Works		65,423.30
Buildings and Grounds		
Library and Education		
Conservation		
All Other		

CAPITAL DEBT AUTHORIZED, DECEMBER 31, 1980

ISSUED AND UNISSUED	GROSS DEBT	NET DEBT
School	148,984	
Self-liquidating	250,000	
Other	819,608	647,227
Total	1,218,592	647,227
ISSUED AND OUTSTANDING		
School		148,984.29
Self-Liquidating		220,000.00
Other		560,000.00
Tatal		928,984.29
EQUALIZED VALUATION BASIS FOR NET DEBT COMPUTATION		51,599,586

REAL PROPERTY VALUATIONS

Code	Class	# of Parcels	% VAL'N	ASSESSED VALUATION
1	Vacant Land	101	2.57	764,125.00
2	Residential	631	86.50	25,762,460.00
3	Farm	8	.67	201,700.00
4a	Commercial	40	9.62	2,864,100.00
4b	Industrial	4	.64	190,000.00
4c	Apartments			
Total		784		29,782,385.00

Land Area .99 Sq. Miles

Net Valuation Taxable-Municipal	30,489,924
Net Valuation Taxable-County	54,705,496
State Equalized Valuation	58,832,179
State Equalization Ratio	51.24

1980 PROPERTY TAX		
STATE EQUALIZED TAX RATE →		
Local District School Taxes		
Regional & Consalidated Schaal Tax	1.27	753,741.90
School Taxes in Municipal Budget		
County Taxes	.85	504,668.99
County Library Taxes		
Local Municipal Purpose Taxes	.29	173,540.00
Veteran & Senior Citizen Taxes		14,550.00
Total Taxes for Rate Computation	2.41	1,446,500.89
Special District Taxes		
Bank Carp. Taxes		3,236.86
Added and Omitted Taxes		13,280.99
Total Taxes Levied - ABSTRACT		1,448,468.74
Total Taxes Billed		1,446,307.59
1980 TAXES COLLECTED		1,400,647.32
1980 Taxes Cancelled, Abated or Adjusted		1,610.93
Transfer to Tax Title Liens or Fareclased		188.00
Balance Outstanding Dec. 31, 1980		43,861.34
PRIOR YEARS TAXES OUTSTANDING		
Balance January 1, 1980		41,331.73
Collected in 1980		40,979.36
Cancelled, Abated or Adjusted 1980		
Transfers to Tax Title Liens or Foreclased		
Balance December 31, 1980		352.37
TAX TITLE LIENS OUTSTANDING		
Balance January 1, 1980		2,390.93
Transfer From Taxes		188.00
Redeemed in 1980		
Cancelled, Abated or Adjusted (1980)		
Transfers to Foreclosed Property		
Balance December 31, 1980		2,578.93
PROPERTY ACQUIRED BY DEED OR FORECLOSURE		
Balance January 1, 1980		2,860.00
Transfers From Taxes or Liens		
Sale for Cash (1980)		
Cancelled, Abated or Adjusted (1980)		
Balance December 31, 1980		2,860.00

CURRENT FINANCES DECEMBER 31, 1980

ASSETS	
Cash Dec. 31, 1980	229,510.97
Taxes Receivable	44,213.71
Tax Title Liens	2,578.93
Foreclased Praperty	2,860.00
Emergencies & Other Deferred Charges	17,567.56
State and Federal Aid Receivable	1,727.07
Other Receivables	65,968.93
Tatal	364,427.17
LIABILITIES, RESERVES, AND SURPLUS	
Cash Liabilities	40,018.72
Reserves for Receivables	115,621.57
Surplus Dec. 31, 1980	208,786.88
Tatal	364,427.17

1707

Populotion 1970 5,750
Populotion 1980 5,760
S & P Rating
Moody Roting

Generol Tax Rate Per $100. 3.77
State Equolized Tox Rate 3.71

PENNS GROVE BOROUGH – SALEM COUNTY

Form of Government:
Borough Council
Number of Members on Governing Body 6

PER CAPITA:		PER CENT:	
Gross Debt	123.85	Gross Debt	2.12
Net Debt	19.44	Net Debt	.33
Debt Service	7.85	Tox Levy Collected	85.03
Totol Tox Levy	257.15	Tox Levy Concelled, Aboted or Adjusted	.23
Municipol Expenditures	202.83		

EXPENDITURES		REVENUES-REALIZED	
GENERAL GOVERNMENT			
Governing Body & Public Boards			
Municipal Clerk		1980 Property Toxes Collected	1,252,302.17
Finoncial Administration	7,400.00	1980 Payments in Lieu of Toxes	
Assessment of Taxes	7,900.00	Delinquent Tax & Lien Collections	138,097.39
Collection of Taxes	12,350.00	Business Personolty Replacement Taxes	64,363.60
Plonning, Housing & Development	2,070.00	Toxes from Public Utilities	166,694.00
Humon Resources		Other Miscellaneous Tax Revenues	
Elections		State Aid Revenues	106,563.14
General Administrotion (other)	111,225.00	Federol Aid Revenues	
JUDICIARY		Stote and Local Fiscal Assistonce Act Utilized	77,310.86
Municipol Courts	17,765.00	Sole of Acquired Property	625.00
PUBLIC SAFETY		Other Miscellaneous Revenues	97,591.74
Fire Protection	58,980.00	Total	1,903,547.90
Police Protection	404,264.84	Prior Yeort Surplus Appropriated	172,816.00
Civil Defense & Disoster Control	50.00	REVENUES TOTAL	2,076,363.90
Environmental Inspection & Control	5,150.00	Reserve For Uncollected Taxes	191,075.80
Other Public Sofety		CAPITAL OUTLAY TOTAL	18,825.56
PUBLIC WORKS			
Streets ond Drainage	113,007.00	Public Enterprises	
Sewers ond Sewoge Processing		Recreation—Culture	
Gorbage ond Trash Disposal	65,000.00	Public Works	6,159.86
Public Buildings ond Grounds	19,525.00	Buildings and Grounds	12,665.70
Other Public Works		Library ond Education	
HEALTH ond WELFARE		Conservotion	
Health Services Except Environmental	9,175.00	All Other	
Welfare-Public Assistance	4,900.00	CAPITAL DEBT AUTHORIZED, DECEMBER 31, 1980	
Hospitols, Clinics, First Aid		ISSUED AND UNISSUED — GROSS DEBT / NET DEBT	
Animol, Insect, & Rodent Control	1,650.00	School 601,382	
Other Welfare Services		Self-liquidoting	
RECREATION ond CONSERVATION		Other 112,000	112,000
Beaches and Boardwolks		Totol 713,382	112,000
Parks, Playgrounds, Shade Trees	50.00		
Land Reclamation & Conservation		ISSUED AND OUTSTANDING	
Other Recreational Services	4,300.00	School	514,716.00
EDUCATION (excluding schools)		Self-Liquidating	
Libraries	7,000.00	Other	112,000.00
Other Educational Services		Total	626,716.00
STATUTORY EXPENDITURES		EQUALIZED VALUATION BASIS	
Pensions & F. I. C. A.	58,047.85	FOR NET DEBT COMPUTATION	33,574,188
Employee Fringe Benefits		REAL PROPERTY VALUATIONS	
Other Statutory Expenditures	2,500.00	Code Class # of Parcels % VAL'N — ASSESSED VALUATION	
CETA And Other Public Employment Programs		1 Vacont Lond 309 1.46 — 536,400.00	
MUNICIPAL FUNCTIONS TOTAL	912,309.69	2 Residential 1299 74.73 — 27,437,000.00	
CAPITAL IMPPOVEMENTS *MEMO*		3 Form 2 — 1,200.00	
DEBT SERVICE		4a Commerciol 122 17.79 — 6,532,000.00	
Principal Payments	37,000.00	4b Industrial	
Interest Payments	8,195.00	4c Aportments 12 6.01 — 2,207,700.00	
		Total 1744 — 36,714,300.00	
DEFERRED CHARGES	19,700.00	Lond Area .90 Sq. Miles	
SCHOOL, COUNTY, SPECIAL DISTRICT TAXES	994,249.13	Net Valuation Taxable-Municipal	39,036,902
RESERVE FOR UNCOLLECTED TAXES	191,075.80	Net Voluation Toxable-County	37,427,956
EXPENDITURES TOTAL	2,162,529.62	State Equalized Valuotion	39,660,837
		State Equalization Ratio	98.61

1980 PROPERTY TAX		
STATE EQUALIZED TAX RATE →		
Locol District School Taxes		
Regional & Consolidoted School Tax	1.71	677,579.95
School Taxes in Municipal Budget		
County Taxes	.80	316,669.18
County Library Taxes		
Local Municipal Purpose Taxes	1.20	476,593.83
Veteron & Senior Citizen Toxes		38,650.00
Total Taxes for Rote Computotion	3.71	1,509,492.96
Speciol District Taxes		
Bank Corp. Toxes		9,319.93
Added and Omitted Taxes		1,027.33
Totol Toxes Levied - ABSTRACT		1,481,190.22
Total Taxes Billed		1,472,718.54
1980 TAXES COLLECTED		1,252,302.17
1980 Taxes Cancelled, Abated or Adjusted		3,455.19
Transfer to Tax Title Liens or Foreclosed		20,986.60
Balance Outstanding Dec. 31, 1980		195,974.58
PRIOR YEARS TAXES OUTSTANDING		
Balance Jonuory 1, 1980		130,863.96
Collected in 1980		121,105.82
Concelled, Aboted or Adjusted 1980		1,545.50
Tronsfers to Tax Title Liens or Foreclosed		8,052.25
Bolonce December 31, 1980		160.39
TAX TITLE LIENS OUTSTANDING		
Bolonce January 1, 1980		49,267.77
Tronsfer From Taxes		30,477.47
Redeemed in 1980		16,991.57
Concelled, Abated or Adjusted (1980)		
Tronsfers to Foreclosed Property		
Bolonce December 31, 1980		62,753.67
PROPERTY ACQUIRED BY DEED OR FORECLOSURE		
Balance January 1, 1980		87,750.00
Transfers From Taxes or Liens		
Sale for Cash (1980)		6,250.00
Cancelled, Abated or Adjusted (1980)		4,800.00
Balance December 31, 1980		76,700.00
CURRENT FINANCES DECEMBER 31, 1980		
ASSETS		
Cash Dec. 31, 1980		332,475.69
Toxes Receivable		196,134.97
Tox Title Liens		62,753.67
Foreclosed Property		76,700.00
Emergencies & Other Deferred Charges		51,838.59
State and Federal Aid Receivable		6,856.13
Other Receivobles		2,894.06
Total		729,653.11
LIABILITIES, RESERVES, AND SURPLUS		
Cosh Liabilities		117,508.49
Reserves for Receivables		338,482.70
Surplus Dec. 31, 1980		273,661.92
Total		729,653.11

1980/3000

0427

Populatian 1970 36,440
Populatian 1980 33,775
S & P Rating A+
Moody Rating A

General Tax Rate Per $100. 3.64
State Equalized Tax Rate 3.05

PENNSAUKEN TOWNSHIP — CAMDEN COUNTY

Form of Government:
Township Council
Number of Members on Governing Body 5

PER CAPITA:		PER CENT:	
Gross Debt	740.86	Gross Debt	4.32
Net Debt	487.64	Net Debt	2.84
Debt Service	50.73	Tax Levy Collected	95.03
Total Tax Levy	588.49	Tax Levy Cancelled, Abated or Adjusted	
Municipal Expenditures	269.61		

EXPENDITURES	
GENERAL GOVERNMENT	
Governing Body & Public Boards	
Municipal Clerk	
Financial Administratian	110,337.00
Assessment of Taxes	79,139.91
Collectian of Taxes	83,871.16
Planning, Hausing & Development	23,487.96
Human Resaurces	14,636.54
Elections	
General Administratian (ather)	652,448.69
JUDICIARY	
Municipal Caurts	109,713.91
PUBLIC SAFETY	
Fire Protectian	342,575.25
Police Protectian	2,557,047.33
Civil Defense & Disaster Cantral	950.00
Environmental Inspectian & Cantral	103,920.20
Other Public Safety	
PUBLIC WORKS	
Streets and Drainage	658,640.00
Sewers and Sewage Processing	
Garbage and Trash Dispasal	
Public Buildings and Grounds	88,033.30
Other Public Works	
HEALTH and WELFARE	
Health Services Except Enviranmental	19,817.21
Welfare-Public Assistance	18,105.86
Haspitals, Clinics, First Aid	
Animal, Insect, & Radent Control	
Other Welfare Services	
RECREATION and CONSERVATION	
Beaches and Boardwalks	
Parks, Playgrounds, Shade Trees	173,967.77
Land Reclamation & Canservation	254.04
Other Recreatianal Services	46,509.82
EDUCATION (excluding schools)	
Libraries	172,208.56
Other Educational Services	2,808.00
STATUTORY EXPENDITURES	
Pensions & F. I. C. A.	431,764.24
Employee Fringe Benefits	228,797.00
Other Statutory Expenditures	16,730.98
CETA And Other Public Emplayment Programs	250,000.00
MUNICIPAL FUNCTIONS TOTAL	6,185,804.73
CAPITAL IMPROVEMENTS *MEMO*	86,750.00
DEBT SERVICE	
Principal Payments	722,000.00
Interest Payments	991,276.85
DEFERRED CHARGES	628,793.90
SCHOOL, COUNTY, SPECIAL DISTRICT TAXES	18,139,218.50
RESERVE FOR UNCOLLECTED TAXES	578,101.14
EXPENDITURES TOTAL	27,245,195.12

REVENUES-REALIZED		
1980 Property Taxes Collected		18,856,809.10
1980 Payments in Lieu of Taxes		
Delinquent Tax & Lien Collectians		534,525.51
Business Persanalty Replacement Taxes		1,142,005.60
Taxes from Public Utilities		2,604,107.00
Other Miscellaneous Tax Revenues		
State Aid Revenues		281,088.84
Federal Aid Revenues		91,916.04
State and Local Fiscal Assistance Act Utilized		432,844.33
Sale of Acquired Property		
Other Miscellaneous Revenues		1,364,127.93
	Total	25,307,424.35
Prior Years Surplus Appropriated		1,034,000.00
REVENUES	TOTAL	26,341,424.35
Reserve For Uncollected Taxes		578,101.14
CAPITAL OUTLAY	TOTAL	2,937,637.45
Public Enterprises		
Recreation—Culture		99,730.81
Public Works		2,417,008.77
Buildings and Grounds		420,897.87
Library and Education		
Conservation		
All Other		

CAPITAL DEBT AUTHORIZED, DECEMBER 31, 1980

ISSUED AND UNISSUED	GROSS DEBT	NET DEBT
School	4,611,000	
Self-liquidating	1,169,796	
Other	19,241,900	16,469,900
Total	25,022,696	16,469,900

ISSUED AND OUTSTANDING	
School	4,561,000.00
Self-Liquidating	1,169,796.60
Other	18,536,500.00
Total	24,267,296.60
EQUALIZED VALUATION BASIS FOR NET DEBT COMPUTATION	579,031,740

REAL PROPERTY VALUATIONS

Code	Class	# of Parcels	% VAL'N	ASSESSED VALUATION
1	Vacant Land	1055	3.41	17,478,050.00
2	Residential	10144	52.44	269,157,900.00
3	Farm			
4a	Commercial	716	35.01	179,712,450.00
4b	Industrial	80	6.88	35,338,800.00
4c	Apartments	31	2.26	11,586,400.00
Total		11976		513,273,600.00

Land Area 10.56 Sq. Miles

Net Valuatian Taxable-Municipal	518,975,782
Net Valuatian Taxable-Caunty	617,492,185
State Equalized Valuatian	617,965,598
State Equalization Ratio	83.85

1980 PROPERTY TAX		
STATE EQUALIZED TAX RATE		
Local District School Taxes	1.66	10,298,570.87
Regional & Cansolidated School Tax		
School Taxes in Municipal Budget		
County Taxes	1.14	* 7,065,647.63
County Library Taxes		
Local Municipal Purpose Taxes	.24	1,514,000.00
Veteran & Senior Citizen Taxes		400,970.00
Total Taxes for Rate Computation	3.04	19,279,188.50
Special District Taxes		775,000.00
Bank Carp. Taxes		32,600.04
Added and Omitted Taxes		190,530.87
Total Taxes Levied - ABSTRACT		19,876,349.41
Total Taxes Billed		19,843,749.37
1980 TAXES COLLECTED		18,856,809.10
1980 Taxes Cancelled, Abated or Adjusted		
Transfer to Tax Title Liens ar Foreclosed		
Balance Outstanding Dec. 31, 1980		986,940.27
PRIOR YEARS TAXES OUTSTANDING		
Balance January 1, 1980		419,475.96
Collected in 1980		416,593.20
Cancelled, Abated or Adjusted 1980		
Transfers to Tax Title Liens or Foreclosed		
Balance December 31, 1980		2,882.76
TAX TITLE LIENS OUTSTANDING		
Balance January 1, 1980		232,036.99
Transfer Fram Taxes		
Redeemed in 1980		117,932.31
Cancelled, Abated or Adjusted (1980)		
Transfers to Foreclosed Property		
Balance December 31, 1980		114,104.68
PROPERTY ACQUIRED BY DEED OR FORECLOSURE		
Balance January 1, 1980		552,237.50
Transfers From Taxes or Liens		
Sale for Cash (1980)		9,675.00
Cancelled, Abated or Adjusted (1980)		142,735.00
Balance December 31, 1980		399,827.50

CURRENT FINANCES DECEMBER 31, 1980 ASSETS	
Cash Dec. 31, 1980	2,648,134.43
Taxes Receivable	989,823.03
Tax Title Liens	114,104.68
Foreclosed Property	399,827.50
Emergencies & Other Deferred Charges	653,228.54
State and Federal Aid Receivable	15,843.77
Other Receivables	1,311,497.85
Total	6,132,449.80
LIABILITIES, RESERVES, AND SURPLUS	
Cash Liabilities	2,761,450.50
Reserves for Receivables	2,776,108.81
Surplus Dec. 31, 1980	594,890.49
Total	6,132,449.80

*Includes County Health Service Taxes or County Vocational School Taxes. See Table 13, pgs. 675, 676.

1708

Papulotion 1970 13,315
Popultion 1980 13,848
S & P Rating
Moody Roting

General Tax Rate Per $100. 3.39
State Equalized Tax Rate 2.50

PENNSVILLE TOWNSHIP – SALEM COUNTY

Form of Government:
Township Council
Number of Members on Governing Body 5

PER CAPITA:		PER CENT:	
Gross Debt	63.42	Gross Debt	.36
Net Debt	28.90	Net Debt	.16
Debt Service	6.83	Tax Levy Collected	93.07
Total Tax Levy	463.01	Tax Levy Cancelled, Abated or Adjusted	
Municipal Expenditures	415.13		

EXPENDITURES		REVENUES-REALIZED	
GENERAL GOVERNMENT			
Gaverning Body & Public Baards	18,000.00		
Municipal Clerk	19,300.00	1980 Praperty Taxes Callected	5,966,702.75
Financiol Administratian	36,100.00	1980 Payments in Lieu af Taxes	
Assessment af Taxes	24,072.00	Delinquent Tax & Lien Callectians	352,393.63
Callection of Taxes	42,700.00	Business Persanalty Replacement Taxes	1,951,242.80
Planning, Hausing & Develapment	15,707.00	Taxes from Public Utilities	2,603,304.00
Human Resaurces	6,500.00	Other Miscellaneaus Tax Revenues	
Elections		State Aid Revenues	96,773.03
Generol Administration (ather)	221,836.00	Federal Aid Revenues	
JUDICIARY		State and Local Fiscal Assistance Act Utilized	169,813.61
Municipal Caurts	44,666.00	Sale af Acquired Praperty	
PUBLIC SAFETY		Other Miscellaneaus Revenues	362,590.65
Fire Pratection	61,300.00	Total	11,502,820.47
Palice Pratectian	898,326.61	Priar Years Surplus Appraapriated	559,000.00
Civil Defense & Disaster Cantral	10,100.00	REVENUES TOTAL	12,061,820.47
Environmental Inspectian & Cantral	24,102.00	Reserve For Uncollected Taxes	460,426.52
Other Public Safety		CAPITAL OUTLAY TOTAL	237,731.42
PUBLIC WORKS			
Streets and Drainage	1,062,041.00	Public Enterprises	42,842.77
Sewers and Sewage Processing	160,300.00	Recreatian—Culture	
Garbage and Trash Dispasal	206,372.00	Public Works	194,888.65
Public Buildings and Graunds	113,036.00	Buildings and Graunds	
Other Public Warks		Library and Education	
HEALTH and WELFARE		Conservatian	
Health Services Except Enviranmental	35,519.00	All Other	
Welfare-Public Assistance	8,170.00		
Hospitals, Clinics, First Aid	7,500.00		
Animal, Insect, & Radent Cantral	20,443.00		
Other Welfare Services			
RECREATION and CONSERVATION			
Beaches and Baardwalks	31,929.00		
Parks, Playgraunds, Shade Trees			
Land Reclamatian & Conservation			
Other Recreatianal Services	205,206.00		
EDUCATION (excluding schaals)			
Libraries	55,000.00		
Other Educatianal Services	1,105,000.00		
STATUTORY EXPENDITURES			
Pensions & F. I. C. A.	220,758.64		
Emplayee Fringe Benefits	155,100.00		
Other Statutary Expenditures	9,000.00		
CETA And Other Public Employment Pragroms			
MUNICIPAL FUNCTIONS TOTAL	4,818,084.25		
CAPITAL IMPROVEMENTS *MEMO*	38,451.36		
DEBT SERVICE			
Principal Payments	91,700.00		
Interest Payments	2,837.44		
DEFERRED CHARGES	375,722.51		
SCHOOL, COUNTY, SPECIAL DISTRICT TAXES	6,398,020.45		
RESERVE FOR UNCOLLECTED TAXES	460,426.52		
EXPENDITURES TOTAL	12,146,791.17		

CAPITAL DEBT AUTHORIZED, DECEMBER 31, 1980

ISSUED AND UNISSUED	GROSS DEBT	NET DEBT
School	478,000	
Self-liquidating	28,500	28,500
Other	371,700	371,700
Total	878,200	400,200

ISSUED AND OUTSTANDING	
Schaal	
Self-Liquidating	26,000.00
Other	165,700.00
Total	191,700.00
EQUALIZED VALUATION BASIS FOR NET DEBT COMPUTATION	247,317,480

REAL PROPERTY VALUATIONS

Code	Class	# of Parcels	% VAL'N	ASSESSED VALUATION
1	Vacant Land	1711	2.17	3,963,200.00
2	Residential	4191	47.09	86,184,200.00
3	Farm	165	.98	1,793,800.00
4a	Commercial	188	7.26	13,290,600.00
4b	Industrial	5	40.19	73,554,300.00
4c	Apartments	7	2.30	4,215,500.00
Total		6267		183,001,600.00

Land Area 23.10 Sq. Miles

Net Valuation Taxable-Municipal	188,993,309
Net Valuatian Taxable-Caunty	318,041,511
State Equalized Valuatian	254,033,031
State Equalization Ratia	73.78

1980 PROPERTY TAX

STATE EQUALIZED TAX RATE		
Local District School Taxes	1.45	3,705,734.00
Regianal & Cansalidated School Tax		
Schaal Taxes in Municipal Budget		
Caunty Taxes	1.05	2,692,286.45
Caunty Library Taxes		
Local Municipal Purpase Taxes		
Veteran & Seniar Citizen Taxes		124,580.00
Total Taxes for Rate Computation	2.50	6,522,600.45
Special District Taxes		
Bank Carp. Taxes		9,432.49
Added and Omitted Taxes		4,288.35
Tatal Taxes Levied - ABSTRACT		6,411,741.29
Total Taxes Billed		6,411,161.53
1980 TAXES COLLECTED		5,966,702.75
1980 Taxes Cancelled, Abated ar Adjusted		
Transfer ta Tax Title Liens ar Fareclased		9,528.89
Balance Outstanding Dec. 31, 1980		434,929.89

PRIOR YEARS TAXES OUTSTANDING

Balance January 1, 1980	327,103.70
Callected in 1980	316,591.48
Cancelled, Abated or Adjusted 1980	3,817.41
Transfers to Tax Title Liens ar Fareclosed	6,658.87
Balance December 31, 1980	35.94

TAX TITLE LIENS OUTSTANDING

Balance January 1, 1980	58,111.95
Transfer Fram Taxes	17,191.21
Redeemed in 1980	35,802.15
Cancelled, Abated or Adjusted (1980)	
Transfers ta Fareclosed Property	
Balance December 31, 1980	39,501.01

PROPERTY ACQUIRED BY DEED OR FORECLOSURE

Balance January 1, 1980	97,262.00
Transfers From Taxes or Liens	
Sale for Cash (1980)	
Cancelled, Abated or Adjusted (1980)	
Balance December 31, 1980	97,262.00

CURRENT FINANCES DECEMBER 31, 1980

ASSETS

Cash Dec. 31, 1980	1,340,295.32
Taxes Receivable	434,965.83
Tax Title Liens	39,501.01
Foreclosed Property	97,262.00
Emergencies & Other Deferred Charges	23,746.34
State and Federal Aid Receivable	
Other Receivables	123,589.39
Total	2,059,359.89

LIABILITIES, RESERVES, AND SURPLUS

Cash Liabilities	808,125.12
Reserves for Receivables	695,318.23
Surplus Dec. 31, 1980	555,916.54
Total	2,059,359.89

1431

Population 1970 14,380
Population 1980 13,776
S & P Rating
Moody Rating

General Tax Rate Per $100. 4.83
State Equalized Tax Rate 2.28

PEQUANNOCK TOWNSHIP — MORRIS COUNTY

Form of Government:
Council-Manager Plan E (OMCL50)
Number of Members on Governing Body 5

PER CAPITA		PER CENT	
Gross Debt	276.22	Gross Debt	1.34
Net Debt	136.48	Net Debt	.66
Debt Service	21.82	Tax Levy Collected	97.80
Total Tax Levy	544.52	Tax Levy Cancelled, Abated or Adjusted	.31
Municipal Expenditures	240.91		

EXPENDITURES	
GENERAL GOVERNMENT	
Governing Body & Public Boards	
Municipal Clerk	
Financial Administration	40,108.00
Assessment of Taxes	19,891.00
Collection of Taxes	23,026.00
Planning, Housing & Development	42,072.00
Human Resources	78,675.00
Elections	
General Administration (other)	314,200.00
JUDICIARY	
Municipal Courts	14,525.00
PUBLIC SAFETY	
Fire Protection	36,160.00
Police Protection	732,623.00
Civil Defense & Disaster Control	2,075.00
Environmental Inspection & Control	24,061.00
Other Public Safety	
PUBLIC WORKS	
Streets and Drainage	293,585.00
Sewers and Sewage Processing	40,000.00
Garbage and Trash Disposal	
Public Buildings and Grounds	96,745.00
Other Public Works	16,252.00
HEALTH and WELFARE	
Health Services Except Environmental	171,194.00
Welfare-Public Assistance	1,880.00
Hospitals, Clinics, First Aid	
Animal, Insect, & Rodent Control	6,000.00
Other Welfare Services	
RECREATION and CONSERVATION	
Beaches and Boardwalks	
Parks, Playgrounds, Shade Trees	214,535.00
Land Reclamation & Conservation	1,120.00
Other Recreational Services	4,450.00
EDUCATION (excluding schools)	
Libraries	188,450.00
Other Educational Services	
STATUTORY EXPENDITURES	
Pensions & F. I. C. A.	168,200.00
Employee Fringe Benefits	47,500.00
Other Statutory Expenditures	7,500.00
CETA And Other Public Employment Programs	44,125.00
MUNICIPAL FUNCTIONS TOTAL	2,628,952.00
CAPITAL IMPROVEMENTS *MEMO*	20,000.00
DEBT SERVICE	
Principal Payments	216,200.00
Interest Payments	84,457.56
DEFERRED CHARGES	2,196.11
SCHOOL, COUNTY, SPECIAL DISTRICT TAXES	6,081,145.22
RESERVE FOR UNCOLLECTED TAXES	387,000.00
EXPENDITURES TOTAL	9,399,950.89

REVENUES-REALIZED	
1980 Property Taxes Collected	7,328,062.80
1980 Payments in Lieu of Taxes	
Delinquent Tax & Lien Collections	128,383.74
Business Personalty Replacement Taxes	125,830.92
Taxes from Public Utilities	449,826.00
Other Miscellaneous Tax Revenues	36,000.00
State Aid Revenues	216,083.35
Federal Aid Revenues	48,984.13
State and Local Fiscal Assistance Act Utilized	117,236.00
Sale of Acquired Property	
Other Miscellaneous Revenues	352,753.50
Total	8,803,160.44
Prior Years Surplus Appropriated	597,000.00
REVENUES TOTAL	9,400,160.44
Reserve For Uncollected Taxes	387,000.00
CAPITAL OUTLAY TOTAL	444,252.68
Public Enterprises	
Recreation—Culture	18,854.23
Public Works	233,719.73
Buildings and Grounds	191,678.72
Library and Education	
Conservation	
All Other	

CAPITAL DEBT AUTHORIZED, DECEMBER 31, 1980

ISSUED AND UNISSUED	GROSS DEBT	NET DEBT
School	1,746,000	
Self-liquidating	179,000	
Other	1,880,188	1,880,188
Total	3,805,188	1,880,188

ISSUED AND OUTSTANDING	
School	1,746,000.00
Self-Liquidating	179,000.00
Other	1,635,500.00
Total	3,560,500.00
EQUALIZED VALUATION BASIS FOR NET DEBT COMPUTATION	283,118,042

REAL PROPERTY VALUATIONS

Code	Class	# of Parcels	% VAL'N	ASSESSED VALUATION
1	Vacant Land	268	3.39	5,207,250.00
2	Residential	3861	81.41	125,097,700.00
3	Farm	38	.30	454,100.00
4a	Commercial	167	13.60	20,901,000.00
4b	Industrial	9	1.31	2,010,100.00
4c	Apartments			
Total		4343		153,670,150.00

Land Area 6.95 Sq. Miles

Net Valuation Taxable-Municipal	154,430,779
Net Valuation Taxable-County	320,162,680
State Equalized Valuation	325,507,478
State Equalization Ratio	47.32

1980 PROPERTY TAX		
STATE EQUALIZED TAX RATE		
Local District School Taxes	1.51	4,922,446.87
Regional & Consolidated School Tax		
School Taxes in Municipal Budget		
County Taxes	.36	1,158,698.35
County Library Taxes		
Local Municipal Purpose Taxes	.42	1,374,674.92
Veteran & Senior Citizen Taxes		108,750.00
Total Taxes for Rate Computation	2.29	7,564,570.14
Special District Taxes		
Bank Corp. Taxes		11,366.48
Added and Omitted Taxes		34,153.28
Total Taxes Levied - ABSTRACT		7,501,339.90
Total Taxes Billed		7,493,159.91
1980 TAXES COLLECTED		7,328,062.80
1980 Taxes Cancelled, Abated or Adjusted		23,586.77
Transfer to Tax Title Liens or Foreclosed		28,981.59
Balance Outstanding Dec. 31, 1980		112,529.75
PRIOR YEARS TAXES OUTSTANDING		
Balance January 1, 1980		133,666.71
Collected in 1980		116,368.14
Cancelled, Abated or Adjusted 1980		
Transfers to Tax Title Liens or Foreclosed		13,663.00
Balance December 31, 1980		3,635.57
TAX TITLE LIENS OUTSTANDING		
Balance January 1, 1980		84,348.89
Transfer From Taxes		45,442.13
Redeemed in 1980		12,015.60
Cancelled, Abated or Adjusted (1980)		
Transfers to Foreclosed Property		
Balance December 31, 1980		117,775.42
PROPERTY ACQUIRED BY DEED OR FORECLOSURE		
Balance January 1, 1980		135,650.00
Transfers From Taxes or Liens		
Sale for Cash (1980)		
Cancelled, Abated or Adjusted (1980)		
Balance December 31, 1980		135,650.00
CURRENT FINANCES DECEMBER 31, 1980		
ASSETS		
Cash Dec. 31, 1980		918,906.01
Taxes Receivable		116,164.32
Tax Title Liens		117,775.42
Foreclosed Property		135,650.00
Emergencies & Other Deferred Charges		
State and Federal Aid Receivable		3,079.01
Other Receivables		135,075.22
Total		1,426,649.98
LIABILITIES, RESERVES, AND SURPLUS		
Cash Liabilities		447,345.16
Reserves for Receivables		393,624.71
Surplus Dec. 31, 1980		585,680.11
Total		1,426,649.98

1216

Population 1970 38,850
Population 1980 38,991
S & P Rating A–
Moody Rating BAA

General Tax Rate Per $100. 4.54
State Equalized Tax Rate 2.99

PERTH AMBOY CITY – MIDDLESEX COUNTY

Form of Government:
Mayor-Council Plan B (OMCL50)
Number of Members on Governing Body 5

PER CAPITA:		PER CENT:	
Gross Debt	357.83	Gross Debt	3.15
Net Debt	87.08	Net Debt	.77
Debt Service	31.65	Tax Levy Collected	96.41
Total Tax Levy	382.71	Tax Levy Cancelled, Abated or Adjusted	.13
Municipal Expenditures	319.21		

EXPENDITURES	
GENERAL GOVERNMENT	
Governing Body & Public Boards	70,450.00
Municipal Clerk	112,027.00
Financial Administration	276,754.00
Assessment of Taxes	141,475.00
Collection of Taxes	
Planning, Housing & Development	19,570.00
Human Resources	495,198.00
Elections	46,600.00
General Administration (other)	1,050,233.26
JUDICIARY	
Municipal Courts	88,064.00
PUBLIC SAFETY	
Fire Protection	1,514,441.00
Police Protection	2,282,016.58
Civil Defense & Disaster Control	17,845.78
Environmental Inspection & Control	344,405.00
Other Public Safety	
PUBLIC WORKS	
Streets and Drainage	634,265.65
Sewers and Sewage Processing	
Garbage and Trash Disposal	488,360.00
Public Buildings and Grounds	431,885.00
Other Public Works	252,420.00
HEALTH and WELFARE	
Health Services Except Environmental	205,350.00
Welfare-Public Assistance	113,000.00
Hospitals, Clinics, First Aid	
Animal Insect, & Rodent Control	
Other Welfare Services	60,046.00
RECREATION and CONSERVATION	
Beaches and Boardwalks	
Parks, Playgrounds, Shade Trees	249,245.00
Land Reclamation & Conservation	4,000.00
Other Recreational Services	294,491.00
EDUCATION (excluding schools)	
Libraries	193,879.00
Other Educational Services	7,500.00
STATUTORY EXPENDITURES	
Pensions & P. E. C. A.	1,170,191.00
Employee Fringe Benefits	
Other Statutory Expenditures	26,000.00
CETA And Other Public Employment Programs	7,153.00
MUNICIPAL FUNCTIONS TOTAL	10,596,875.27
CAPITAL IMPROVEMENTS *MEMO*	
DEBT SERVICE	
Principal Payments	748,500.00
Interest Payments	484,489.41
TYPE I SCHL DEBT *MEMO	940,563.50
DEFERRED CHARGES	28,133.90
SCHOOL COUNTY SPECIAL DISTRICT TAXES	10,354,023.51
RESERVE FOR UNCOLLECTED TAXES	575,550.00
EXPENDITURES TOTAL	22,787,572.09

REVENUES-REALIZED		
1980 Property Taxes Collected		14,374,781.40
1980 Payments in Lieu of Taxes		
Delinquent Tax & Lien Collections		350,546.54
Business Personalty Replacement Taxes		1,672,438.88
Taxes from Public Utilities		1,224,102.00
Other Miscellaneous Tax Revenues		109,102.95
State Aid Revenues		1,682,541.73
Federal Aid Revenues		
State and Local Fiscal Assistance Act Utilized		695,098.33
Sale of Acquired Property		
Other Miscellaneous Revenues		841,336.74
	Total	20,949,948.57
Prior Years Surplus Appropriated		900,000.00
REVENUES	TOTAL	21,849,948.57
Reserve For Uncollected Taxes		575,550.00
CAPITAL OUTLAY	TOTAL	776,478.03
Public Enterprises		154,824.60
Recreation—Culture		
Public Works		524,134.91
Buildings and Grounds		97,518.52
Library and Education		
Conservation		
All Other		

CAPITAL DEBT AUTHORIZED, DECEMBER 31, 1980

ISSUED AND UNISSUED	GROSS DEBT	NET DEBT
School	6,953,000	
Self-liquidating	3,533,600	
Other	3,451,099	3,392,003
Total	13,937,699	3,392,003
ISSUED AND OUTSTANDING		
School		5,798,000.00
Self-Liquidating		1,990,000.00
Other		2,418,500.00
Total		10,206,500.00
EQUALIZED VALUATION BASIS FOR NET DEBT COMPUTATION		442,175,758

REAL PROPERTY VALUATIONS

Code	Class	# of Parcels	% VAL'N	ASSESSED VALUATION
1	Vacant Land	292	1.04	3,333,500.00
2	Residential	6817	40.98	131,387,700.00
3	Farm			
4a	Commercial	922	12.84	41,172,000.00
4b	Industrial	220	40.57	130,075,500.00
4c	Apartments	75	4.56	14,624,800.00
Total		8326		320,593,500.00

Land Area 4.55 Sq. Miles

Net Valuation Taxable-Municipal	326,331,746
Net Valuation Taxable-County	590,854,891
State Equalized Valuation	492,685,784
State Equalization Ratio	65.92

1980 PROPERTY TAX		
STATE EQUALIZED TAX RATE		
Local District School Taxes	1.37	6,759,058.50
Regional & Consolidated School Tax		
School Taxes in Municipal Budget	.06	312,463.50
County Taxes	.66	3,282,501.51
County Library Taxes		
Local Municipal Purpose Taxes	.90	4,439,008.72
Veteran & Senior Citizen Taxes		258,490.00
Total Taxes for Rate Computation	2.99	15,051,522.23
Special District Taxes		
Bank Corp. Taxes		16,399.36
Added and Omitted Taxes		97,610.31
Total Taxes Levied - ABSTRACT		14,907,041.90
Total Taxes Billed		14,910,027.51
1980 TAXES COLLECTED		14,374,781.40
1980 Taxes Cancelled, Abated or Adjusted		19,739.92
Transfer to Tax Title Liens or Foreclosed		11,817.70
Balance Outstanding Dec. 31, 1980		503,688.49
PRIOR YEARS TAXES OUTSTANDING		
Balance January 1, 1980		560,850.06
Collected in 1980		321,418.60
Cancelled, Abated or Adjusted 1980		16,267.25
Transfers to Tax Title Liens or Foreclosed		2,728.36
Balance December 31, 1980		220,435.85
TAX TITLE LIENS OUTSTANDING		
Balance January 1, 1980		82,891.01
Transfer From Taxes		15,963.55
Redeemed in 1980		29,127.94
Cancelled, Abated or Adjusted (1980)		
Transfers to Foreclosed Property		
Balance December 31, 1980		69,726.62
PROPERTY ACQUIRED BY DEED OR FORECLOSURE		
Balance January 1, 1980		359,800.00
Transfers From Taxes or Liens		
Sale for Cash (1980)		
Cancelled, Abated or Adjusted (1980)		
Balance December 31, 1980		359,800.00

CURRENT FINANCES DECEMBER 31, 1980

ASSETS	
Cash Dec. 31, 1980	1,138,115.21
Taxes Receivable	724,124.34
Tax Title Liens	69,726.62
Foreclosed Property	359,800.00
Emergencies & Other Deferred Charges	256,724.59
State and Federal Aid Receivable	28,590.79
Other Receivables	294,635.56
Total	2,911,717.11
LIABILITIES, RESERVES, AND SURPLUS	
Cash Liabilities	1,132,418.29
Reserves for Receivables	1,194,212.01
Surplus Dec. 31, 1980	585,086.81
Total	2,911,717.11

980 3000

* ABOVE DEBT SERVICE INCLUDES TYPE I SCHOOL DEBT

2119

Papulation 1970 17,855
Papulation 1980 16,647
S & P Rating
Maady Rating

General Tax Rate Per $100 2.62
State Equalized Tax Rate 2.72

PHILLIPSBURG TOWN — WARREN COUNTY

Form of Government:

Council-Manager Plan B (OMCL50)

Number of Members on Governing Body 5

PER CAPITA		PER CENT	
Gross Debt	283.34	Gross Debt	2.47
Net Debt	93.57	Net Debt	.82
Debt Service	10.12	Tax Levy Collected	94.25
Total Tax Levy	344.63	Tax Levy Cancelled Abated ar Adjusted	.11
Municipal Expenditures	242.03		

EXPENDITURES	
GENERAL GOVERNMENT	
Governing Body & Public Boards	11,788.15
Municipal Clerk	37,226.47
Financial Administratian	14,929.00
Assessment af Taxes	24,178.43
Callectian of Taxes	73,666.58
Planning, Housing & Develapment	8,000.00
Human Resaurces	119,040.00
Electians	3,909.51
General Administratian (ather)	523,952.70
JUDICIARY	
Municipal Caurts	38,033.28
PUBLIC SAFETY	
Fire Pratectian	72,546.89
Palice Pratectian	722,461.08
Civil Defense & Disaster Cantral	2,488.36
Enviranmental Inspectian & Cantral	58,582.57
Other Public Safety	
PUBLIC WORKS	
Streets and Drainage	422,850.51
Sewers and Sewage Processing	
Garbage and Trash Disposal	
Public Buildings and Graunds	
Other Public Warks	505,273.90
HEALTH and WELFARE	
Health Services Except Enviranmental	
Welfare-Public Assistance	17,248.00
Hospitals, Clinics, First Aid	2,881.00
Animal, Insect, & Radent Cantral	
Other Welfare Services	
RECREATION and CONSERVATION	
Beaches and Baardwalks	
Parks, Playgraunds, Shade Trees	71,234.17
Land Reclamatian & Canservatian	
Other Recreatianal Services	46,708.00
EDUCATION (excluding schaals)	
Libraries	241,645.50
Other Educatianal Services	500.00
STATUTORY EXPENDITURES	
Pensians & F. I. C. A.	269,606.50
Emplayee Fringe Benefits	81,000.00
Other Statutary Expenditures	12,000.00
CETA And Other Public Emplayment Pragrams	
MUNICIPAL FUNCTIONS TOTAL	3,381,750.60
CAPITAL IMPROVEMENTS *MEMO*	
DEBT SERVICE	
Principal Payments	95,000.00
Interest Payments	73,535.50
DEFERRED CHARGES	26,505.07
SCHOOL, COUNTY, SPECIAL DISTRICT TAXES	4,556,432.26
RESERVE FOR UNCOLLECTED TAXES	452,203.99
EXPENDITURES TOTAL	8,585,427.42

REVENUES-REALIZED	
1980 Property Taxes Collected	5,412,104.28
1980 Payments in Lieu af Taxes	26,822.93
Delinquent Tax & Lien Callectians	274,340.32
Business Persanalty Replacement Taxes	494,958.56
Taxes fram Public Utilities	527,515.00
Other Miscellaneaus Tax Revenues	
State Aid Revenues	397,102.95
Federal Aid Revenues	
State and Local Fiscal Assistance Act Utilized	209,019.00
Sale af Acquired Praperty	
Other Miscellaneaus Revenues	767,705.07
Tatal	8,099,568.11
Priar Years Surplus Appraprialed	550,000.00
REVENUES TOTAL	8,649,568.11
Reserve Far Uncallected Taxes	452,203.99
CAPITAL OUTLAY TOTAL	54,420.94
Public Enterprises	
Recreatian—Culture	
Public Warks	53,403.92
Buildings and Graunds	1,017.02
Library and Educatian	
Canservatian	
All Other	

CAPITAL DEBT AUTHORIZED, DECEMBER 31, 1980		
ISSUED AND UNISSUED	GROSS DEBT	NET DEBT
Schaal	3,159,000	
Self-liquidating		
Other	1,557,707	1,557,707
Tatal	4,716,707	1,557,707
ISSUED AND OUTSTANDING		
Schaal		3,159,000.00
Self-Liquidating		
Other		1,158,000.00
Tatal		4,317,000.00
EQUALIZED VALUATION BASIS FOR NET DEBT COMPUTATION		190,738,847

REAL PROPERTY VALUATIONS				
Code	Class	# af Parcels	% VAL'N	ASSESSED VALUATION
1	Vacant Land	329	1.55	3,318,800.00
2	Residential	4385	61.23	131,516,720.00
3	Farm	3	.02	32,270.00
4a	Commercial	346	12.92	27,752,815.00
4b	Industrial	39	20.84	44,760,575.00
4c	Apartments	15	3.45	7,418,700.00
Total		5117		214,799,880.00
Land Area		2.90 Sq Miles		
Net Valuatian Taxable-Municipal				218,583,568
Net Valuatian Taxable-Caunty				214,016,904
State Equalized Valuatian				211,420,246
State Equalizatian Ratia				104.07

1980 PROPERTY TAX		
STATE EQUALIZED TAX RATE		
Local District Schaal Taxes	1.50	3,253,417.00
Regianal & Consalidated School Tax		
Schaal Taxes in Municipal Budget		
Caunty Taxes	.57	* 1,202,015.25
Caunty Library Taxes		
Local Municipal Purpase Taxes	.55	1,149,065.88
Veteran & Senior Citizen Taxes		180,530.00
Total Taxes for Rate Computatian	2.72	5,886,028.14
Special District Taxes		
Bank Carp. Taxes		17,220.65
Added and Omitted Taxes		14,329.27
Tatal Taxes Levied ABSTRACT		5,737,048.06
Tatal Taxes Billed		5,742,072.62
1980 TAXES COLLECTED		5,412,104.28
1980 Taxes Cancelled, Abated ar Adjusted		6,124.46
Transfer to Tax Title Liens or Foreclased		29,830.87
Balance Outstanding Dec 31, 1980		294,013.01
PRIOR YEARS TAXES OUTSTANDING		
Balance January 1, 1980		294,753.98
Callected in 1980		261,723.09
Cancelled, Abated ar Adjusted 1980		4,837.49
Transfers to Tax Title Liens ar Fareclased		5,963.12
Balance December 31, 1980		22,229.28
TAX TITLE LIENS OUTSTANDING		
Balance January 1, 1980		78,607.60
Transfer From Taxes		38,656.42
Redeemed in 1980		12,617.24
Cancelled, Abated ar Adjusted (1980)		
Transfers ta Foreclased Praperty		
Balance December 31, 1980		102,646.78
PROPERTY ACQUIRED BY DEED OR FORECLOSURE		
Balance January 1, 1980		84,120.00
Transfers Fram Taxes ar Liens		
Sale for Cash (1980)		
Cancelled Abated ar Adjusted (1980)		
Balance December 31, 1980		84,120.00

CURRENT FINANCES DECEMBER 31, 1980	
ASSETS	
Cash Dec 31 1980	2,710,539.77
Taxes Receivable	316,243.30
Tax Title Liens	102,646.78
Fareclased Praperty	84,120.00
Emergencies & Other Deferred Charges	38,669.24
State and Federal Aid Receivable	
Other Receivables	155,201.46
Tatal	3,407,419.55
LIABILITIES, RESERVES, AND SURPLUS	
Cash Liabilities	2,059,983.52
Reserves far Receivables	592,770.04
Surplus Dec. 31, 1980	754,665.99
Tatal	3,407,419.55

*Includes County Health Service Taxes or County Vocational School Taxes. See Table 13, pgs. 675, 676.

1709

Popolution 1970 2,720
Population 1980 2,810
S & P Roting
Moody Rating

Generol Tox Rote Per $100. 3.17
Stote Equolized Tox Rote 2.26

PILESGROVE TOWNSHIP – SALEM COUNTY

Form of Government:
Township Committee
Number of Members on Governing Body 3

PER CAPITA:
Gross Debt 20.95
Net Debt
Debt Service
Total Tax Levy 478.20
Municipol Expenditures 163.48

PER CENT:
Gross Debt .12
Net Debt
Tax Levy Collected 91.65
Tox Levy Concelled, Abated or Adjusted .34

EXPENDITURES	
GENERAL GOVERNMENT	
Governing Body & Public Boords	
Municipol Clerk	
Finoncial Administrotion	38,300.00
Assessment of Taxes	4,700.00
Collection of Toxes	5,300.00
Plonning, Housing & Development	16,100.00
Human Resources	
Elections	
General Administrotion (other)	40,855.00
JUDICIARY	
Municipol Courts	11,350.00
PUBLIC SAFETY	
Fire Protection	12,700.00
Police Protection	2,500.00
Civil Defense & Disoster Control	445.00
Environmental Inspection & Control	10,000.00
Other Public Sofety	
PUBLIC WORKS	
Streets and Drainage	118,000.00
Sewers ond Sewage Processing	
Gorboge and Trash Disposol	8,500.00
Public Buildings and Grounds	9,000.00
Other Public Works	
HEALTH and WELFARE	
Health Services Except Environmentol	550.00
Welfare-Public Assistance	11,000.00
Hospitals, Clinics, First Aid	1,000.00
Animal, Insect, & Rodent Control	2,000.00
Other Welfare Services	1,200.00
RECREATION and CONSERVATION	
Beaches and Boardwalks	
Parks, Playgrounds, Shode Trees	
Land Reclamation & Conservation	
Other Recreationol Services	
EDUCATION (excluding schools)	
Librories	1,900.00
Other Educational Services	
STATUTORY EXPENDITURES	
Pensions & F. I. C. A.	11,000.00
Employee Fringe Benefits	2,500.00
Other Statutory Expenditures	1,000.00
CETA And Other Public Employment Progroms	
MUNICIPAL FUNCTIONS TOTAL	309,900.00
CAPITAL IMPROVEMENTS *MEMO*	60,000.00
DEBT SERVICE	
Principal Payments	
Interest Poyments	
DEFERRED CHARGES	7,471.99
SCHOOL, COUNTY, SPECIAL DISTRICT TAXES	1,336,313.35
RESERVE FOR UNCOLLECTED TAXES	142,000.00
EXPENDITURES TOTAL	1,795,685.34

REVENUES-REALIZED		
1980 Property Taxes Collected		1,235,375.86
1980 Payments in Lieu of Toxes		
Delinquent Tax & Lien Collections		75,273.16
Business Personolty Replacement Toxes		45,057.56
Toxes from Public Utilities		278,073.00
Other Miscelloneous Tax Revenues		
Stote Aid Revenues		18,404.07
Federol Aid Revenues		
State and Locol Fiscol Assistance Act Utilized		11,888.35
Sole of Acquired Property		50.00
Other Miscelloneous Revenues		178,409.57
	Totol	1,842,531.57
Prior Years Surplus Appropriated		147,079.22
REVENUES	TOTAL	1,989,610.79
Reserve For Uncollected Toxes		142,000.00
CAPITAL OUTLAY	TOTAL	22,560.50
Public Enterprises		
Recreotion—Culture		
Public Works		13,749.00
Buildings and Grounds		8,811.50
Library and Education		
Conservotion		
All Other		

CAPITAL DEBT AUTHORIZED, DECEMBER 31, 1980

ISSUED AND UNISSUED	GROSS DEBT	NET DEBT
School	58,879	
Self-liquidoting		
Other		
Totol	58,879	

ISSUED AND OUTSTANDING	
School	58,879.50
Self-Liquidoting	
Other	
Totol	58,879.50
EQUALIZED VALUATION BASIS FOR NET DEBT COMPUTATION	50,784,376

REAL PROPERTY VALUATIONS

Code	Class	# of Parcels	% VAL'N	ASSESSED VALUATION
1	Vacant Land	180	2.09	859,900.00
2	Residential	743	60.59	24,929,700.00
3	Farm	623	27.29	11,228,200.00
4a	Commercial	51	8.13	3,346,700.00
4b	Industrial	2	1.72	705,700.00
4c	Apartments	2	.18	73,500.00
Total		1601		41,143,700.00

Lond Area 36.10 Sq. Miles

Net Valuation Taxable-Municipal	42,242,632
Net Valuation Taxable-County	53,721,846
State Equalized Voluation	58,611,016
State Equolizotion Ratio	71.54

1980 PROPERTY TAX		
STATE EQUALIZED TAX RATE →		
Local District School Toxes		
Regional & Consolidated School Tax	1.50	883,209.69
School Toxes in Municipal Budget		
County Taxes	.77	453,103.66
County Library Taxes		
Locol Municipal Purpose Taxes		
Veteran & Senior Citizen Taxes		21,350.00
Total Toxes for Rote Computotion	2.27	1,357,663.35
Special District Taxes		
Bonk Corp. Toxes		1,981.22
Added and Omitted Taxes		5,456.58
Totol Toxes Levied - ABSTRACT		1,343,751.15
Total Toxes Billed		1,347,854.33
1980 TAXES COLLECTED		1,235,375.86
1980 Taxes Cancelled, Aboted or Adjusted		4,515.66
Transfer to Tax Title Liens or Foreclosed		2,165.11
Balance Outstanding Dec. 31, 1980		105,797.70

PRIOR YEARS TAXES OUTSTANDING	
Balance Jonuary 1, 1980	76,451.79
Collected in 1980	75,273.16
Concelled, Abated or Adjusted 1980	251.86
Transfers to Tax Title Liens or Foreclosed	40.88
Balance December 31, 1980	925.89
TAX TITLE LIENS OUTSTANDING	
Balance January 1, 1980	4,806.52
Transfer From Taxes	2,221.95
Redeemed in 1980	
Cancelled, Aboted or Adjusted (1980)	
Transfers to Foreclosed Property	
Balance December 31, 1980	7,028.47
PROPERTY ACQUIRED BY DEED OR FORECLOSURE	
Balance January 1, 1980	3,600.00
Transfers From Taxes or Liens	
Sale for Cash (1980)	50.00
Cancelled, Abated or Adjusted (1980)	2,150.00
Balance December 31, 1980	1,400.00

CURRENT FINANCES DECEMBER 31, 1980 ASSETS	
Cosh Dec. 31, 1980	1,666,247.77
Toxes Receivoble	106,723.59
Tax Title Liens	7,028.47
Foreclosed Property	1,400.00
Emergencies & Other Deferred Chorges	
State ond Federol Aid Receivoble	
Other Receivobles	10,186.60
Totol	1,791,586.43
LIABILITIES, RESERVES, AND SURPLUS	
Cosh Liabilities	113,398.24
Reserves for Receivables	125,338.66
Surplus Dec. 31, 1980	1,552,849.53
Total	1,791,586.43

1980/3000

1522

Popolution 1970 1,405
Popolution 1980 1,796
S & P Roting
Moody Roting

Generol Tox Rote Per $100. 3.05
Stote Equolized Tox Rote 2.38

PINE BEACH BOROUGH — OCEAN COUNTY

Form of Government:
Borough Council
Number of Members on Governing Body 6

PER CAPITA:		PER CENT:	
Gross Debt	511.48	Gross Debt	2.62
Net Debt	76.02	Net Debt	.39
Debt Service	3.67	Tox Levy Collected	94.85
Totol Tox Levy	532.11	Tox Levy Concelled, Abated or Adjusted	
Municipol Expenditures	173.32		

EXPENDITURES	
GENERAL GOVERNMENT	
Governing Body & Public Boords	
Municipal Clerk	
Finonciol Administrotion	4,200.00
Assessment of Toxes	3,653.35
Collection of Toxes	4,047.15
Plonning, Housing & Development	871.53
Humon Resources	
Elections	
Generol Administrotion (other)	42,760.44
JUDICIARY	
Municipal Courts	4,085.83
PUBLIC SAFETY	
Fire Protection	6,500.00
Police Protection	93,983.00
Civil Defense & Disaster Control	31.24
Environmentol Inspection & Control	1,830.76
Other Public Sofety	
PUBLIC WORKS	
Streets and Droinoge	37,253.68
Sewers ond Sewoge Processing	
Gorboge ond Trosh Disposol	29,176.57
Public Buildings ond Grounds	5,912.43
Other Public Works	
HEALTH and WELFARE	
Healih Services Except Environmentol	
Welfore-Public Assistonce	4,120.00
Haspitols, Clinics, First Aid	
Animol, Insect, & Rodent Control	
Other Welfare Services	
RECREATION ond CONSERVATION	
Beoches and Boordwolks	3,424.94
Porks, Ploygrounds, Shode Trees	653.74
Lond Reclamotion & Conservotion	
Other Recreationol Services	547.21
EDUCATION (excluding schools)	
Libraries	
Other Educotionol Services	
STATUTORY EXPENDITURES	
Pensions & F. I. C. A.	10,334.76
Emplayee Fringe Benefits	7,823.13
Other Stotutory Expenditures	1,000.00
CETA And Other Public Employment Progroms	
MUNICIPAL FUNCTIONS TOTAL	262,209.76
CAPITAL IMPROVEMENTS *MEMO*	5,000.00
DEBT SERVICE	
Principol Poyments	
Interest Payments	6,500.00
DEFERRED CHARGES	
SCHOOL, COUNTY, SPECIAL DISTRICT TAXES	801,966.75
RESERVE FOR UNCOLLECTED TAXES	42,567.75
EXPENDITURES TOTAL	1,113,244.26

REVENUES-REALIZED		
1980 Property Toxes Collected		905,552.20
1980 Poyments in Lieu of Toxes		
Delinquent Tox & Lien Collections		36,527.14
Business Personolty Replocement Toxes		3,011.56
Toxes from Public Utilities		70,224.00
Other Miscelloneous Tox Revenues		
Stote Aid Revenues		11,716.17
Federal Aid Revenues		
Stote ond Locol Fiscol Assistonce Act Utilized		14,165.00
Sole of Acquired Property		16,200.00
Other Miscelloneous Revenues		53,741.59
	Total	1,111,137.66
Prior Yeors Surplus Appropriated		21,200.00
REVENUES	TOTAL	1,132,337.66
Reserve For Uncollected Toxes		42,567.75
CAPITAL OUTLAY	TOTAL	97,957.90
Public Enterprises		
Recreation—Culture		
Public Works		79,189.74
Buildings ond Grounds		18,768.06
Library ond Education		
Conservotion		
All Other		

CAPITAL DEBT AUTHORIZED, DECEMBER 31, 1980

ISSUED AND UNISSUED	GROSS DEBT	NET DEBT
School	642,100	
Self-liquidoting	140,000	
Other	136,525	136,525
Totol	918,625	136,525

ISSUED AND OUTSTANDING	
School	595,552.50
Self-Liquidoting	140,000.00
Other	136,525.00
Totol	872,077.50
EQUALIZED VALUATION BASIS FOR NET DEBT COMPUTATION	35,087,958

REAL PROPERTY VALUATIONS

Code	Class	# of Porcels	% VAL'N	ASSESSED VALUATION
1	Vocant Lond	133	3.95	1,223,500.00
2	Residentiol	741	90.14	27,891,650.00
3	Form			
4o	Commercial	17	5.90	1,825,800.00
4b	Industrial			
4c	Aportments			
Totol		891		30,940,950.00

Lond Areo .60 Sq. Miles	
Net Voluation Toxoble-Municipal	31,082,172
Net Voluation Toxoble-County	34,666,777
Stote Equolized Voluotion	39,773,539
Stote Equolizotion Rotio	78.07

1980 PROPERTY TAX			
STATE EQUALIZED TAX RATE →			
Locol District School Toxes			
Regionol & Consolidoted School Tox	1.60		637,828.27
School Toxes in Municipol Budget			
County Toxes	.39	*	155,308.23
County Library Toxes	.02		8,830.25
Locol Municipol Purpose Toxes	.37		146,000.00
Veteron & Senior Citizen Toxes			25,110.00
Totol Toxes for Rote Computotion	2.38		973,076.75
Speciol District Toxes			
Bonk Corp. Toxes			906.32
Added ond Omitted Toxes			6,803.29
Totol Toxes Levied - ABSTRACT			955,676.36
Totol Toxes Billed			954,770.04
1980 TAXES COLLECTED			905,552.20
1980 Toxes Concelled, Abated or Adjusted			
Tronsfer to Tax Title Liens or Foreclosed			2,000.00
Bolonce Outstonding Dec. 31, 1980			47,217.84

PRIOR YEARS TAXES OUTSTANDING	
Bolonce Jonuory 1, 1980	38,297.04
Collected in 1980	36,527.14
Concelled, Aboted or Adjusted 1980	319.73
Tronsfers to Tox Title Liens or Foreclosed	
Bolonce December 31, 1980	1,450.17
TAX TITLE LIENS OUTSTANDING	
Bolonce Jonuory 1, 1980	12,042.98
Tronsfer From Toxes	2,000.00
Redeemed in 1980	
Concelled, Aboted or Adjusted (1980)	
Tronsfers to Foreclosed Property	
Bolonce December 31, 1980	14,042.98
PROPERTY ACQUIRED BY DEED OR FORECLOSURE	
Bolonce Jonuory 1, 1980	10,400.00
Tronsfers From Toxes or Liens	
Sole for Cosh (1980)	
Concelled, Abated or Adjusted (1980)	
Bolonce December 31, 1980	10,400.00

CURRENT FINANCES DECEMBER 31, 1980 ASSETS	
Cash Dec. 31, 1980	444,802.12
Toxes Receivable	48,568.01
Tox Title Liens	14,042.98
Foreclosed Property	10,400.00
Emergencies & Other Deferred Charges	3,000.00
Stote ond Federol Aid Receivable	
Other Receivables	33,624.06
Totol	554,537.17
LIABILITIES, RESERVES, AND SURPLUS	
Cash Liobilities	368,524.79
Reserves for Receivobles	106,735.05
Surplus Dec. 31, 1980	79,277.33
Totol	554,537.17

*Includes County Health Service Taxes or County Vocational School Taxes. See Table 13, pgs. 675, 676.

0428

Population 1970 5,140
Population 1980 8,684
S & P Rating
Moody Rating

Generol Tax Rate Per $100. 3.00
State Equalized Tax Rate 2.98

PINE HILL BOROUGH — CAMDEN COUNTY

Form of Government:
Borough Council
Number of Members on Governing Body 6

PER CAPITA:		PER CENT:	
Gross Debt	222.96	Gross Debt	2.49
Net Debt	120.15	Net Debt	1.34
Debt Service	9.44	Tax Levy Collected	89.81
Total Tax Levy	310.00	Tax Levy Cancelled, Abated or Adjusted	5.72
Municipal Expenditures	166.54		

EXPENDITURES		REVENUES-REALIZED	
GENERAL GOVERNMENT			
Governing Body & Public Boards			
Municipal Clerk		1980 Property Taxes Collected	2,417,408.97
Financial Administration	14,075.00	1980 Payments in Lieu of Taxes	
Assessment of Taxes	13,173.81	Delinquent Tax & Lien Collections	116,838.08
Collection of Taxes	16,375.00	Business Personalty Replacement Taxes	9,757.36
Planning, Housing & Development	5,235.00	Taxes from Public Utilities	300,425.00
Human Resources	1,050.00	Other Miscellaneous Tax Revenues	95,000.00
Elections	3,554.91	State Aid Revenues	74,136.02
General Administration (other)	130,005.13	Federal Aid Revenues	74,284.70
JUDICIARY		State and Local Fiscal Assistance Act Utilized	67,864.00
Municipal Courts	19,705.00	Sale of Acquired Property	28,710.93
PUBLIC SAFETY		Other Miscellaneous Revenues	231,385.90
Fire Protection	30,764.50	Total	3,415,810.96
Police Protection	325,705.16	Prior Years Surplus Appropriated	153,000.00
Civil Defense & Disaster Control	25.00	REVENUES TOTAL	3,568,810.96
Environmental Inspection & Control	14,759.00	Reserve For Uncollected Taxes	227,827.00
Other Public Safety		CAPITAL OUTLAY TOTAL	36,776.22
PUBLIC WORKS			
Streets and Drainage	243,617.56	Public Enterprises	
Sewers and Sewage Processing		Recreation—Culture	
Garbage and Trash Disposal	81,100.00	Public Works	36,776.22
Public Buildings and Grounds	30,436.40	Buildings and Grounds	
Other Public Works		Library and Education	
HEALTH and WELFARE		Conservation	
Health Services Except Environmental	1,497.00	All Other	
Welfare-Public Assistance	6,967.00	CAPITAL DEBT AUTHORIZED, DECEMBER 31, 1980	
Hospitals, Clinics, First Aid		ISSUED AND UNISSUED — GROSS DEBT / NET DEBT	
Animal, Insect, & Rodent Control	547.43	School 878,301	
Other Welfare Services		Self-liquidating	
RECREATION and CONSERVATION		Other 1,057,856 / 1,043,386	
Beaches and Boardwalks		Total 1,936,157 / 1,043,386	
Parks, Playgrounds, Shade Trees	9,215.35	ISSUED AND OUTSTANDING	
Land Reclamation & Conservation		School	805,017.31
Other Recreational Services	8.00	Self-Liquidating	
EDUCATION (excluding schools)		Other	1,057,856.55
Libraries		Total	1,862,873.86
Other Educational Services		EQUALIZED VALUATION BASIS FOR NET DEBT COMPUTATION	77,623,798
STATUTORY EXPENDITURES			
Pensions & F. I. C. A.	70,174.65		
Employee Fringe Benefits	19,230.00		
Other Statutory Expenditures	5,400.00		
CETA And Other Public Employment Programs	64,760.75		
MUNICIPAL FUNCTIONS TOTAL	1,107,381.65		
CAPITAL IMPROVEMENTS *MEMO*			
DEBT SERVICE			
Principal Payments	25,000.00		
Interest Payments	57,011.76		
DEFERRED CHARGES	29,023.00		
SCHOOL COUNTY SPECIAL DISTRICT TAXES	2,237,638.17		
RESERVE FOR UNCOLLECTED TAXES	227,827.00		
EXPENDITURES TOTAL	3,683,881.58		

REAL PROPERTY VALUATIONS

Code	Class	# of Parcels	% VAL'N	ASSESSED VALUATION
1	Vacant Land	458	6.07	5,327,500.00
2	Residential	2220	73.25	64,303,475.00
3	Farm	1	.08	72,400.00
4a	Commercial	38	3.41	2,995,300.00
4b	Industrial	4	.54	474,200.00
4c	Apartments	12	16.64	14,607,900.00
Total		2733		87,780,775.00

Land Area 3.97 Sq. Miles

Net Valuation Taxable-Municipal	88,589,425
Net Valuation Taxable-County	81,766,921
State Equalized Valuation	88,950,808
State Equalization Ratio	99.59

1980 PROPERTY TAX			
STATE EQUALIZED TAX RATE			
Local District School Taxes	.78		696,070.00
Regional & Consolidated School Tax	.67		595,448.11
School Taxes in Municipal Budget			
County Taxes	1.04	*	925,484.45
County Library Taxes	.02		20,635.61
Local Municipal Purpose Taxes	.48		423,484.13
Veteran & Senior Citizen Taxes			57,460.00
Total Taxes for Rate Computation	2.99		2,718,582.30
Special District Taxes			
Bank Corp. Taxes			564.43
Added and Omitted Taxes			30,323.35
Total Taxes Levied - ABSTRACT			2,692,010.08
Total Taxes Billed			2,691,549.63
1980 TAXES COLLECTED			2,417,408.97
1980 Taxes Cancelled, Abated or Adjusted			154,049.74
Transfer to Tax Title Liens or Foreclosed			12,193.63
Balance Outstanding Dec. 31, 1980			107,898.29
PRIOR YEARS TAXES OUTSTANDING			
Balance January 1, 1980			139,495.37
Collected in 1980			84,875.87
Cancelled, Abated or Adjusted 1980			50,000.00
Transfers to Tax Title Liens or Foreclosed			
Balance December 31, 1980			4,619.50
TAX TITLE LIENS OUTSTANDING			
Balance January 1, 1980			40,847.59
Transfer From Taxes			12,192.62
Redeemed in 1980			31,962.21
Cancelled, Abated or Adjusted (1980)			
Transfers to Foreclosed Property			
Balance December 31, 1980			21,078.01
PROPERTY ACQUIRED BY DEED OR FORECLOSURE			
Balance January 1, 1980			60,540.00
Transfers From Taxes or Liens			
Sale for Cash (1980)			8,040.00
Cancelled, Abated or Adjusted (1980)			
Balance December 31, 1980			52,500.00
CURRENT FINANCES DECEMBER 31, 1980			
ASSETS			
Cash Dec. 31, 1980			332,526.16
Taxes Receivable			112,517.79
Tax Title Liens			21,078.01
Foreclosed Property			52,500.00
Emergencies & Other Deferred Charges			43,320.77
State and Federal Aid Receivable			
Other Receivables			148,519.29
Total			710,462.02
LIABILITIES, RESERVES, AND SURPLUS			
Cash Liabilities			220,699.16
Reserves for Receivables			239,615.09
Surplus Dec. 31, 1980			250,147.77
Total			710,462.02

*Includes County Health Service Taxes or County Vocational School Taxes. See Table 13, pgs. 675, 676.

0429

Population 1970 25
Population 1980 23
S & P Roting
Moody Rating

General Tax Rate Per $100. 3.58
State Equalized Tax Rate 4.31

PINE VALLEY BOROUGH – CAMDEN COUNTY

Form of Government:
Commission (1911)
Number of Members on Governing Body 3

PER CAPITA
Gross Debt
Net Debt
Debt Service
Total Tax Levy 2,840.26
Municipal Expenditures 2,275.83

PER CENT
Gross Debt
Net Debt
Tax Levy Collected 100.00
Tax Levy Cancelled, Abated or Adjusted

EXPENDITURES	
GENERAL GOVERNMENT	
Governing Body & Public Boards	
Municipal Clerk	
Financiol Administrotion	525.00
Assessment of Taxes	995.00
Collection of Taxes	880.00
Planning, Housing & Development	
Human Resources	
Elections	1,019.00
General Administration (other)	3,805.00
JUDICIARY	
Municipol Courts	670.00
PUBLIC SAFETY	
Fire Protection	300.00
Police Protection	29,740.00
Civil Defense & Disaster Control	
Environmentol Inspection & Control	620.00
Other Public Safety	
PUBLIC WORKS	
Streets and Droinage	
Sewers ond Sewage Processing	
Gorboge and Trash Disposol	8,400.00
Public Buildings ond Grounds	
Other Public Works	630.00
HEALTH and WELFARE	
Health Services Except Environmentol	
Welfare-Public Assistonce	
Hospitals, Clinics, First Aid	
Animal, Insect, & Rodent Control	
Other Welfare Services	
RECREATION and CONSERVATION	
Beaches and Boardwalks	
Parks, Playgrounds, Shade Trees	
Land Reclamation & Conservotion	
Other Recreational Services	
EDUCATION (excluding schools)	
Libraries	
Other Educational Services	
STATUTORY EXPENDITURES	
Pensions & F. I. C. A.	4,500.00
Employee Fringe Benefits	
Other Statutory Expenditures	260.00
CETA And Other Public Employment Programs	
MUNICIPAL FUNCTIONS TOTAL	52,344.00
CAPITAL IMPROVEMENTS *MEMO*	
DEBT SERVICE	
Principal Payments	
Interest Payments	
DEFERRED CHARGES	
SCHOOL, COUNTY, SPECIAL DISTRICT TAXES	18,439.94
RESERVE FOR UNCOLLECTED TAXES	
EXPENDITURES TOTAL	70,783.94

REVENUES-REALIZED	
1980 Property Taxes Collected	65,331.27
1980 Payments in Lieu of Taxes	
Delinquent Tax & Lien Collections	
Business Personalty Replacement Taxes	949.04
Taxes from Public Utilities	2,443.00
Other Miscellaneous Tax Revenues	
State Aid Revenues	168.54
Federal Aid Revenues	
State and Local Fiscal Assistance Act Utilized	
Sale of Acquired Property	
Other Miscellaneous Revenues	747.04
Total	69,638.89
Prior Yeors Surplus Appropriated	2,000.00
REVENUES TOTAL	71,638.89
Reserve For Uncollected Taxes	

CAPITAL OUTLAY TOTAL	
Public Enterprises	
Recreation—Culture	
Public Works	
Buildings and Grounds	
Library and Education	
Conservation	
All Other	

CAPITAL DEBT AUTHORIZED, DECEMBER 31, 1980

ISSUED AND UNISSUED	GROSS DEBT	NET DEBT
School		
Self-liquidating		
Other		
Total		

ISSUED AND OUTSTANDING	
School	
Self-Liquidating	
Other	
Total	

EQUALIZED VALUATION BASIS FOR NET DEBT COMPUTATION	1,450,931

REAL PROPERTY VALUATIONS

Code	Class	# of Parcels	% VAL'N	ASSESSED VALUATION
1	Vacant Land	2	37.22	658,000.00
2	Residential	21	42.30	747,800.00
3	Farm			
4a	Commercial	10	20.47	361,900.00
4b	Industrial			
4c	Apartments			
Totol		33		1,767,700.00

Land Area .94 Sq. Miles

Net Valuation Taxable-Municipal	1,823,877
Net Valuation Taxable-County	1,567,793
State Equalized Valuation	1,524,001
State Equalization Ratio	120.43

1980 PROPERTY TAX		
STATE EQUALIZED TAX RATE →		
Local District School Taxes		
Regional & Consolidated School Tax		
School Taxes in Municipal Budget		
County Taxes	1.19	* 18,044.27
County Library Taxes	.03	395.67
Local Municipal Purpose Taxes	3.10	46,886.00
Veteran & Senior Citizen Taxes		
Totol Taxes for Rate Computation	4.32	65,325.94
Special District Taxes		
Bonk Corp. Taxes		
Added and Omitted Taxes		
Total Taxes Levied - ABSTRACT		65,325.94
Total Taxes Billed		65,331.27
1980 TAXES COLLECTED		65,331.27
1980 Taxes Cancelled, Abated or Adjusted		
Transfer to Tax Title Liens or Foreclosed		
Balance Outstanding Dec. 31, 1980		

PRIOR YEARS TAXES OUTSTANDING
Balance January 1, 1980
Collected in 1980
Cancelled, Abated or Adjusted 1980
Transfers to Tax Title Liens or Foreclosed
Balance December 31 1980
TAX TITLE LIENS OUTSTANDING
Balance January 1 1980
Transfer From Taxes
Redeemed in 1980
Cancelled Abated or Adjusted (1980)
Transfers to Foreclosed Property
Balance December 31, 1980
PROPERTY ACQUIRED BY DEED OR FORECLOSURE
Balance January 1, 1980
Transfers From Taxes or Liens
Sale for Cash (1980)
Cancelled Abated or Adjusted (1980)
Balance December 31 1980

CURRENT FINANCES DECEMBER 31 1980

ASSETS	
Cash Dec 31 1980	8,439.17
Taxes Receivable	
Tax Title Liens	
Foreclosed Property	
Emergencies & Other Deferred Charges	
State and Federal Aid Receivable	
Other Receivables	
Total	8,439.17
LIABILITIES RESERVES, AND SURPLUS	
Cash Liabilities	1,521.71
Reserves for Receivables	
Surplus Dec. 31, 1980	6,917.46
Total	8,439.17

1980 3000

*Includes County Health Service Taxes or County Vocational School Taxes. See Table 13, pgs. 675, 676.

1217

Population 1970 36,655
Population 1980 42,223
S & P Rating AA-
Moody Rating AA

General Tax Rate Per $100. 3.16
State Equalized Tax Rate 2.39

PISCATAWAY TOWNSHIP — MIDDLESEX CO.

Form of Government:
Mayor-Council Plan F (OMCL50)
Number of Members on Governing Body 7

PER CAPITA		PER CENT	
Gross Debt	763.14	Gross Debt	4.24
Net Debt	403.06	Net Debt	2.24
Debt Service	16.25	Tax Levy Collected	97.31
Total Tax Levy	567.47	Tax Levy Cancelled, Abated or Adjusted	.67
Municipal Expenditures	218.28		

EXPENDITURES	
GENERAL GOVERNMENT	
Governing Body & Public Boards	40,598.62
Municipal Clerk	44,980.00
Financial Administration	132,495.00
Assessment of Taxes	88,785.00
Collection of Taxes	69,410.00
Planning, Housing & Development	73,692.00
Human Resources	3,025.00
Elections	11,100.00
General Administration (other)	785,368.00
JUDICIARY	
Municipal Courts	94,225.00
PUBLIC SAFETY	
Fire Protection	31,805.00
Police Protection	2,293,562.74
Civil Defense & Disaster Control	3,250.00
Environmental Inspection & Control	175,200.00
Other Public Safety	
PUBLIC WORKS	
Streets and Drainage	758,490.00
Sewers and Sewage Processing	95,040.00
Garbage and Trash Disposal	80,000.00
Public Buildings and Grounds	343,850.00
Other Public Works	428,360.00
HEALTH and WELFARE	
Health Services Except Environmental	172,999.00
Welfare-Public Assistance	68,510.00
Hospitals, Clinics, First Aid	700.00
Animal, Insect, & Radent Contral	
Other Welfare Services	400.00
RECREATION and CONSERVATION	
Beaches and Boardwalks	
Parks, Playgraunds, Shade Trees	227,695.00
Land Reclamation & Canservation	850.00
Other Recreational Services	253,000.00
EDUCATION (excluding schaals)	
Libraries	346,950.00
Other Educational Services	64,785.00
STATUTORY EXPENDITURES	
Pensions & F. I. C. A.	590,101.00
Employee Fringe Benefits	303,375.00
Other Statutory Expenditures	30,000.00
CETA And Other Public Employment Programs	
MUNICIPAL FUNCTIONS TOTAL	7,602,601.36
CAPITAL IMPROVEMENTS *MEMO*	77,250.00
DEBT SERVICE	
Principal Payments	315,000.00
Interest Payments	371,202.40
DEFERRED CHARGES	22,679.29
SCHOOL, COUNTY, SPECIAL DISTRICT TAXES	21,018,812.58
RESERVE FOR UNCOLLECTED TAXES	905,000.00
EXPENDITURES TOTAL	30,235,295.63

REVENUES-REALIZED	
1980 Property Taxes Collected	23,392,762.15
1980 Payments in Lieu of Taxes	
Delinquent Tax & Lien Collections	390,018.12
Business Personalty Replacement Taxes	829,027.20
Taxes from Public Utilities	2,141,191.00
Other Miscellaneous Tax Revenues	
State Aid Revenues	706,680.12
Federal Aid Revenues	7,839.00
State and Local Fiscal Assistance Act Utilized	481,932.74
Sale of Acquired Property	118,967.50
Other Miscellaneous Revenues	1,231,871.56
Total	29,300,289.39
Prior Years Surplus Appropriated	1,270,000.00
REVENUES TOTAL	30,570,289.39
Reserve For Uncollected Taxes	905,000.00
CAPITAL OUTLAY TOTAL	3,185,853.30
Public Enterprises	117,706.97
Recreation—Culture	528,535.39
Public Works	2,068,657.29
Buildings and Grounds	135,455.53
Library and Education	335,498.12
Conservation	
All Other	

CAPITAL DEBT AUTHORIZED, DECEMBER 31, 1980

ISSUED AND UNISSUED	GROSS DEBT	NET DEBT
School	13,422,000	
Self-liquidating	7,120,650	5,343,384
Other	11,679,543	11,675,004
Total	32,222,193	17,018,388

ISSUED AND OUTSTANDING	
School	13,422,000.00
Self-Liquidating	6,367,500.00
Other	9,042,000.00
Total	28,831,500.00
EQUALIZED VALUATION BASIS FOR NET DEBT COMPUTATION	759,178,144

REAL PROPERTY VALUATIONS

Code	Class	# of Parcels	% VAL'N	ASSESSED VALUATION
1	Vacant Land	1302	5.14	36,498,600.00
2	Residential	8388	47.87	339,579,600.00
3	Farm	70	.45	3,188,600.00
4a	Commercial	179	4.12	29,245,300.00
4b	Industrial	120	36.36	257,923,100.00
4c	Apartments	20	6.06	43,001,600.00
Total		10079		709,436,800.00

Land Area 18.90 Sq. Miles

Net Valuation Taxable-Municipal	731,236,085
Net Valuation Taxable-County	979,998,213
State Equalized Valuation	959,464,281
State Equalization Ratio	75.66

1980 PROPERTY TAX		
STATE EQUALIZED TAX RATE		
Local District School Taxes	1.55	14,949,968.00
Regional & Consolidated School Tax		
School Taxes in Municipal Budget		
County Taxes	.57	5,553,650.58
County Library Taxes		
Local Municipal Purpose Taxes	.27	2,577,424.67
Veteran & Senior Citizen Taxes		192,690.00
Total Taxes for Rate Computation	2.39	23,273,733.25
Special District Taxes		515,194.00
Bank Corp. Taxes		18,881.81
Added and Omitted Taxes		345,124.51
Total Taxes Levied - ABSTRACT		23,960,243.57
Total Taxes Billed		24,040,259.96
1980 TAXES COLLECTED		23,392,762.15
1980 Taxes Cancelled, Abated or Adjusted		160,375.00
Transfer to Tax Title Liens or Foreclosed		54,231.48
Balance Outstanding Dec. 31, 1980		432,891.23
PRIOR YEARS TAXES OUTSTANDING		
Balance January 1, 1980		464,517.50
Collected in 1980		362,089.95
Cancelled, Abated or Adjusted 1980		3,915.82
Transfers to Tax Title Liens or Foreclosed		20,948.58
Balance December 31, 1980		77,572.15
TAX TITLE LIENS OUTSTANDING		
Balance January 1, 1980		118,932.53
Transfer From Taxes		78,437.97
Redeemed in 1980		27,937.17
Cancelled, Abated or Adjusted (1980)		
Transfers to Foreclosed Property		20,483.57
Balance December 31, 1980		148,949.76
PROPERTY ACQUIRED BY DEED OR FORECLOSURE		
Balance January 1, 1980		4,294,341.43
Transfers From Taxes or Liens		20,483.57
Sale for Cash (1980)		
Cancelled, Abated or Adjusted (1980)		183,725.00
Balance December 31, 1980		4,131,100.00
CURRENT FINANCES DECEMBER 31, 1980		
ASSETS		
Cash Dec. 31, 1980		2,482,670.71
Taxes Receivable		510,463.38
Tax Title Liens		148,949.76
Foreclosed Property		4,131,100.00
Emergencies & Other Deferred Charges		
State and Federal Aid Receivable		938.22
Other Receivables		184,914.64
Total		7,459,036.71
LIABILITIES, RESERVES, AND SURPLUS		
Cash Liabilities		717,935.07
Reserves for Receivables		4,975,427.78
Surplus Dec. 31, 1980		1,765,673.86
Total		7,459,036.71

1980 3000

0815

Popolution 1970 10,265
Popolution 1980 9,744
S & P Roting
Maody Roting

Generol Tox Rote Per $100. 5.17
Stote Equolized Tox Rote 2.60

PITMAN BOROUGH — GLOUCESTER COUNTY

Form of Government:
Borough Council
Number of Members on Governing Body 6

PER CAPITA:		PER CENT:	
Gross Debt	335.66	Gross Debt	2.52
Net Debt	164.46	Net Debt	1.24
Debt Service	17.11	Tox Levy Collected	96.08
Totol Tax Levy	379.61	Tox Levy Cancelled, Aboted or Adjusted	.08
Municipol Expenditures	188.03		

EXPENDITURES	
GENERAL GOVERNMENT	
Governing Body & Public Boords	
Municipol Clerk	
Financiol Administration	21,568.00
Assessment of Toxes	103,574.00
Collection of Toxes	14,744.00
Plonning, Housing & Develapment	6,564.00
Humon Resources	9,134.00
Elections	4,520.00
Generol Administrotion (other)	181,530.62
JUDICIARY	
Municipol Courts	19,826.00
PUBLIC SAFETY	
Fire Protection	28,211.00
Police Protection	388,172.00
Civil Defense & Disoster Contral	315.00
Environmentol Inspection & Control	27,658.00
Other Public Safety	
PUBLIC WORKS	
Streets ond Droinoge	233,641.00
Sewers ond Sewoge Processing	
Garboge ond Trosh Disposol	106,669.00
Public Buildings ond Grounds	56,849.00
Other Public Works	
HEALTH ond WELFARE	
Health Services Except Environmental	2,757.00
Welfore-Public Assistonce	11,029.00
Hospitols, Clinics, First Aid	
Animol, Insect, & Rodent Control	
Other Welfore Services	
RECREATION ond CONSERVATION	
Beoches ond Boordwolks	
Parks, Ploygrounds, Shode Trees	36,502.00
Lond Reclomotion & Conservotion	300.00
Other Recreotionol Services	12,500.00
EDUCATION (excluding schools)	
Librories	57,495.00
Other Educotionol Services	
STATUTORY EXPENDITURES	
Pensions & F. I. C. A	113,900.00
Employee Fringe Benefits	32,825.00
Other Stotutory Expenditures	7,000.00
CETA And Other Public Employment Programs	79,069.00
MUNICIPAL FUNCTIONS TOTAL	1,556,392.62
CAPITAL IMPROVEMENTS *MEMO*	30,000.00
DEBT SERVICE	
Principol Payments	115,536.79
Interest Payments	50,760.30
DEFERRED CHARGES	395.41
SCHOOL, COUNTY, SPECIAL DISTRICT TAXES	2,860,533.89
RESERVE FOR UNCOLLECTED TAXES	108,692.51
EXPENDITURES TOTAL	4,692,711.52

REVENUES-REALIZED		
1980 Proparty Toxes Collected		3,542,293.94
1980 Poyments in Lieu of Taxes		
Delinquent Tox & Lien Collectians		85,597.54
Business Personolty Replacement Taxes		120,456.56
Toxes from Public Utilities		260,617.00
Other Miscelloneous Tox Revenues		
State Aid Revenues		89,900.94
Federol Aid Revenues		65,683.42
State ond Locol Fiscol Assistonce Act Utilized		85,000.00
Sole of Acquired Property		
Other Miscelloneaus Revenues		181,338.91
	Totol	4,430,788.31
Prior Yeors Surplus Appraprioted		175,000.00
REVENUES	TOTAL	4,605,788.31
Reserve For Uncollected Toxes		108,692.51
CAPITAL OUTLAY	TOTAL	734,881.84
Public Enterprises		96,660.80
Recreotion—Culture		
Public Works		235,624.44
Buildings ond Grounds		402,596.60
Librory ond Educotian		
Conservotion		
All Other		

CAPITAL DEBT AUTHORIZED, DECEMBER 31, 1980

ISSUED AND UNISSUED	GROSS DEBT	NET DEBT
School	1,625,000	
Self-liquidoting	330,600	330,600
Other	1,315,025	1,271,858
Total	3,270,625	1,602,458

ISSUED AND OUTSTANDING	
School	1,625,000.00
Self-Liquidoting	330,600.00
Other	1,306,373.24
Totol	3,261,973.24
EQUALIZED VALUATION BASIS FOR NET DEBT COMPUTATION	129,710,871

REAL PROPERTY VALUATIONS

Code	Closs	# of Porcels	% VAL'N	ASSESSED VALUATION
1	Vacont Lond	120	1.41	993,800.00
2	Residentiol	2758	78.12	55,054,700.00
3	Form	6	.08	57,800.00
4o	Commercial	148	9.09	6,406,000.00
4b	Industriol	2	8.09	5,698,300.00
4c	Apartments	6	3.22	2,266,000.00
Total		3040		70,476,600.00

Land Area 2.26 Sq. Miles

Net Valuation Taxable-Municipal	71,073,041
Net Valuation Taxable-County	139,742,934
State Equalized Valuation	140,567,995
State Equalization Ratio	50.34

1980 PROPERTY TAX		
STATE EQUALIZED TAX RATE		
Locol District School Toxes	1.41	1,983,994.62
Regionol & Consolidoted School Tox		
School Toxes in Municipol Budget		
County Toxes	.61	856,328.18
County Library Toxes	.01	20,211.09
Locol Municipol Purpose Toxes	.58	811,884.01
Veteron & Senior Citizen Toxes		77,620.00
Totol Toxes for Rate Computotion	2.61	3,750,037.90
Speciol District Toxes		
Bank Corp. Toxes		10,913.07
Added ond Omitted Toxes		15,553.08
Totol Toxes Levied - ABSTRACT		3,698,884.05
Totol Toxes Billed		3,696,660.66
1980 TAXES COLLECTED		3,542,293.94
1980 Toxes Cancelled, Aboted or Adjusted		2,813.21
Transfer to Tox Title Liens or Foreclosed		6,984.67
Bolonce Outstonding Dec. 31, 1980		134,568.84
PRIOR YEARS TAXES OUTSTANDING		
Bolonce Jonuory 1, 1980		88,651.30
Collected in 1980		84,921.37
Concelled, Aboted or Adjusted 1980		417.00
Transfers to Tox Title Liens or Foreclosed		1,281.89
Balance December 31, 1980		2,031.04
TAX TITLE LIENS OUTSTANDING		
Bolonce Jonuory 1, 1980		9,412.43
Transfer From Toxes		8,439.23
Redeemed in 1980		676.17
Concelled, Aboted or Adjusted (1980)		
Transfers to Foreclosed Property		
Balance December 31, 1980		17,175.49
PROPERTY ACQUIRED BY DEED OR FORECLOSURE		
Bolonce Jonuory 1, 1980		14,815.00
Transfers From Toxes or Liens		
Sole for Cosh (1980)		
Concelled Aboted or Adjusted (1980)		
Bolonce December 31, 1980		14,815.00
CURRENT FINANCES DECEMBER 31, 1980		
ASSETS		
Cosh Dec. 31, 1980		401,287.74
Toxes Receivable		136,599.88
Tox Title Liens		17,175.49
Foreclosed Property		14,815.00
Emergencies & Other Deferred Charges		99,193.14
State ond Federol Aid Receivable		299.71
Other Receivables		11,778.64
Totol		671,149.60
LIABILITIES, RESERVES, AND SURPLUS		
Cash Liabilities		260,923.72
Reserves for Receivables		180,369.01
Surplus Dec. 31, 1980		229,856.87
Totol		671,149.60

1710

Population 1970	4,640
Population 1980	6,954
S & P Rating	
Moody Rating	

General Tax Rate Per $100. 2.69

State Equalized Tax Rate 2.32

PITTSGROVE TOWNSHIP – SALEM COUNTY

Form of Government:
Township Committee
Number of Members on Governing Body 5

PER CAPITA		PER CENT:	
Gross Debt	520.71	Gross Debt	4.72
Net Debt	79.44	Net Debt	.72
Debt Service		Tax Levy Collected	87.80
Total Tax Levy	320.16	Tax Levy Cancelled, Abated or Adjusted	.89
Municipal Expenditures	138.27		

EXPENDITURES	
GENERAL GOVERNMENT	
Governing Body & Public Boards	
Municipal Clerk	
Financial Administration	27,550.00
Assessment of Taxes	33,000.00
Collection of Taxes	28,900.00
Planning, Housing & Development	9,750.00
Human Resources	
Elections	2,200.00
General Administration (other)	97,150.00
JUDICIARY	
Municipal Courts	19,000.00
PUBLIC SAFETY	
Fire Protection	
Police Protection	4,100.00
Civil Defense & Disaster Control	500.00
Environmental Inspection & Control	13,000.00
Other Public Safety	
PUBLIC WORKS	
Streets and Drainage	133,030.00
Sewers and Sewage Processing	
Garbage and Trash Disposal	75,050.00
Public Buildings and Grounds	137,000.00
Other Public Works	
HEALTH and WELFARE	
Health Services Except Environmental	1,000.00
Welfare Public Assistance	14,000.00
Hospitals, Clinics, First Aid	1,900.00
Animal, Insect, & Rodent Control	6,000.00
Other Welfare Services	
RECREATION and CONSERVATION	
Beaches and Boardwalks	
Parks, Playgrounds, Shade Trees	
Land Reclamation & Conservation	
Other Recreational Services	500.00
EDUCATION (excluding schools)	
Libraries	
Other Educational Services	
STATUTORY EXPENDITURES	
Pensions & F. I. C. A.	32,000.00
Employee Fringe Benefits	12,000.00
Other Statutory Expenditures	2,000.00
CETA And Other Public Employment Programs	
MUNICIPAL FUNCTIONS TOTAL	649,630.00
CAPITAL IMPROVEMENTS *MEMO*	113,245.56
DEBT SERVICE	
Principal Payments	
Interest Payments	
DEFERRED CHARGES	
SCHOOL, COUNTY, SPECIAL DISTRICT TAXES	2,186,473.67
RESERVE FOR UNCOLLECTED TAXES	311,907.12
EXPENDITURES TOTAL	3,148,010.79

REVENUES REALIZED	
1980 Property Taxes Collected	1,956,019.61
1980 Payments in Lieu of Taxes	
Delinquent Tax & Lien Collections	246,260.99
Business Personalty Replacement Taxes	49,139.40
Taxes from Public Utilities	331,021.00
Other Miscellaneous Tax Revenues	
State Aid Revenues	33,639.67
Federal Aid Revenues	
State and Local Fiscal Assistance Act Utilized	43,580.00
Sale of Acquired Property	
Other Miscellaneous Revenues	199,226.68
Total	2,858,887.35
Prior Years Surplus Appropriated	589,368.96
REVENUES TOTAL	3,448,256.31
Reserve For Uncollected Taxes	311,907.12
CAPITAL OUTLAY TOTAL	206,053.98
Public Enterprises	
Recreation—Culture	
Public Works	
Buildings and Grounds	206,053.98
Library and Education	
Conservation	
All Other	

CAPITAL DEBT AUTHORIZED, DECEMBER 31, 1980

ISSUED AND UNISSUED	GROSS DEBT	NET DEBT
School	3,621,000	552,442
Self-liquidating		
Other		
Total	3,621,000	552,442

ISSUED AND OUTSTANDING

School	3,621,000.00
Self-Liquidating	
Other	
Total	3,621,000.00
EQUALIZED VALUATION BASIS FOR NET DEBT COMPUTATION	76,713,935

REAL PROPERTY VALUATIONS

Code	Class	# of Parcels	% VAL'N	ASSESSED VALUATION
1	Vacant Land	1292	11.29	8,569,275.00
2	Residential	1528	65.70	49,885,450.00
3	Farm	836	12.91	9,801,100.00
4a	Commercial	97	10.10	7,669,900.00
4b	Industrial			
4c	Apartments			
Total		3753		75,925,725.00

Land Area 46.50 Sq. Miles

Net Valuation Taxable-Municipal	77,192,244
Net Valuation Taxable-County	83,660,779
State Equalized Valuation	89,143,516
State Equalization Ratio	86.40

1980 PROPERTY TAX		
STATE EQUALIZED TAX RATE		
Local District School Taxes	1.53	1,367,081.50
Regional & Consolidated School Tax		
School Taxes in Municipal Budget		
County Taxes	.79	707,570.47
County Library Taxes		
Local Municipal Purpose Taxes		
Veteran & Senior Citizen Taxes		49,840.00
Total Taxes for Rate Computation	2.32	2,124,491.97
Special District Taxes		111,821.70
Bank Corp. Taxes		1,314.87
Added and Omitted Taxes		38,583.21
Total Taxes Levied - ABSTRACT		2,226,371.75
Total Taxes Billed		2,227,742.37
1980 TAXES COLLECTED		1,956,019.61
1980 Taxes Cancelled, Abated or Adjusted		19,896.64
Transfer to Tax Title Liens or Foreclosed		1,316.04
Balance Outstanding Dec. 31, 1980		250,510.08
PRIOR YEARS TAXES OUTSTANDING		
Balance January 1, 1980		328,360.99
Collected in 1980		245,641.17
Cancelled, Abated or Adjusted 1980		2,158.08
Transfers to Tax Title Liens or Foreclosed		1,580.08
Balance December 31, 1980		78,981.66
TAX TITLE LIENS OUTSTANDING		
Balance January 1, 1980		1,678.60
Transfer From Taxes		3,147.40
Redeemed in 1980		619.82
Cancelled, Abated or Adjusted (1980)		
Transfers to Foreclosed Property		
Balance December 31, 1980		4,206.18
PROPERTY ACQUIRED BY DEED OR FORECLOSURE		
Balance January 1, 1980		225.00
Transfers From Taxes or Liens		
Sale for Cash (1980)		
Cancelled Abated or Adjusted (1980)		
Balance December 31, 1980		225.00

CURRENT FINANCES DECEMBER 31, 1980 ASSETS	
Cash Dec. 31, 1980	1,180,233.25
Taxes Receivable	329,491.74
Tax Title Liens	4,206.18
Foreclosed Property	225.00
Emergencies & Other Deferred Charges	
State and Federal Aid Receivable	
Other Receivables	9,771.73
Total	1,523,927.90
LIABILITIES, RESERVES, AND SURPLUS	
Cash Liabilities	401,903.55
Reserves for Receivables	343,654.65
Surplus Dec. 31, 1980	778,329.70
Total	1,523,927.90

1980-3000

2012

Population 1970	47,050
Population 1980	45,555
S & P Roting	A+
Moody Rating	A

General Tax Rate Per $100. 4.50

State Equalized Tax Rote 3.58

PLAINFIELD CITY — UNION CO.

Form of Government:
Special Charter (P.L. 1968 c.159)
Number of Members on Governing Body 7

PER CAPITA:		PER CENT:	
Gross Debt	342.42	Gross Debt	3.49
Net Debt	226.69	Net Debt	2.31
Debt Service	26.38	Tax Levy Collected	93.70
Total Tax Levy	398.07	Tax Levy Cancelled, Abated or Adjusted	.57
Municipol Expenditures	407.24		

EXPENDITURES	
GENERAL GOVERNMENT	
Governing Body & Public Boards	57,650.00
Municipal Clerk	74,673.00
Financial Administration	412,151.00
Assessment of Taxes	41,114.00
Collection of Taxes	59,972.00
Planning, Housing & Development	336,355.31
Humon Resources	976,963.83
Elections	
General Administration (other)	2,476,632.91
JUDICIARY	
Municipal Courts	186,934.00
PUBLIC SAFETY	
Fire Protection	2,558,012.00
Police Protection	2,600,826.00
Civil Defense & Disaster Control	4,385.00
Environmental Inspection & Control	204,039.00
Other Public Safety	
PUBLIC WORKS	
Streets and Drainage	647,287.00
Sewers and Sewage Processing	
Garbage and Trash Disposal	
Public Buildings and Grounds	4,385.00
Other Public Works	1,187,001.00
HEALTH and WELFARE	
Health Services Except Environmentol	648,938.45
Welfare-Public Assistance	231,206.00
Hospitals, Clinics, First Aid	50,000.00
Animal, Insect, & Rodent Control	23,680.00
Other Welfare Services	
RECREATION and CONSERVATION	
Beaches and Boardwalks	
Parks, Playgrounds, Shade Trees	
Land Reclamation & Conservation	
Other Recreational Services	310,924.66
EDUCATION (excluding schools)	
Libraries	420,030.00
Other Educational Services	15,400.00
STATUTORY EXPENDITURES	
Pensions & F. I. C. A.	1,615,656.18
Employee Fringe Benefits	
Other Statutory Expenditures	45,360.00
CETA And Other Public Employment Programs	864,300.40
MUNICIPAL FUNCTIONS TOTAL	16,053,876.74
CAPITAL IMPROVEMENTS *MEMO*	50,000.00
DEBT SERVICE	
Principal Payments	725,000.00
Interest Payments	476,863.50
TYPE I SCHL DEBT *MEMO	519,741.50
DEFERRED CHARGES	32,018.43
SCHOOL, COUNTY, SPECIAL DISTRICT TAXES	10,485,105.21
RESERVE FOR UNCOLLECTED TAXES	1,263,958.09
EXPENDITURES TOTAL	29,036,821.97

REVENUES-REALIZED		
1980 Property Taxes Collected		16,982,841.80
1980 Payments in Lieu of Taxes		66,302.19
Delinquent Tax & Lien Collections		776,131.37
Business Personalty Replacement Taxes		836,728.88
Taxes from Public Utilities		1,674,547.00
Other Miscelloneous Tax Revenues		
State Aid Revenues		2,993,638.01
Federal Aid Revenues		732,757.63
State and Local Fiscol Assistance Act Utilized		655,759.00
Sale of Acquired Property		10,627.56
Other Miscellaneous Revenues		2,558,343.92
	Total	27,287,677.36
Prior Years Surplus Appropriated		1,041,644.00
REVENUES	TOTAL	28,329,321.36
Reserve For Uncollected Taxes		1,263,958.09
CAPITAL OUTLAY	TOTAL	1,385,252.27
Public Enterprises		
Recreation—Culture		
Public Works		1,382,970.22
Buildings ond Grounds		
Library and Education		2,282.05
Conservation		
All Other		

CAPITAL DEBT AUTHORIZED, DECEMBER 31, 1980

ISSUED AND UNISSUED	GROSS DEBT	NET DEBT
School	5,272,000	
Self-liquidoting		
Other	10,326,792	10,326,792
Total	15,598,792	10,326,792

ISSUED AND OUTSTANDING		
School		4,863,000.00
Self-Liquidating		
Other		5,811,000.00
	Total	10,674,000.00
EQUALIZED VALUATION BASIS FOR NET DEBT COMPUTATION		447,240,757

REAL PROPERTY VALUATIONS

Code	Class	# of Porcels	% VAL'N	ASSESSED VALUATION
1	Vocant Lond	420	.86	3,331,525.00
2	Residential	8781	72.12	279,816,100.00
3	Farm	1		4,300.00
4a	Commercial	770	15.04	58,368,000.00
4b	Industrial	80	3.69	14,335,200.00
4c	Apartments	124	8.29	32,157,100.00
Total		10176		388,012,225.00

Land Area 6.00 Sq. Miles

Net Valuation Taxable-Municipal	402,173,625
Net Valuation Taxable-County	478,809,030
State Equalized Valuation	501,792,538
State Equalization Ratio	79.62

1980 PROPERTY TAX		
STATE EQUALIZED TAX RATE		
Local District School Taxes	1.57	7,924,750.00
Regional & Consolidated School Tax		
School Taxes in Municipal Budget	.04	196,449.50
County Taxes	.47	2,363,905.71
County Library Taxes		
Local Municipol Purpose Taxes	1.50	7,577,224.00
Veteran & Senior Citizen Taxes		183,470.00
Total Taxes for Rote Computotion	3.58	18,245,799.21
Special District Taxes		
Bank Corp. Taxes		44,677.43
Added and Omitted Taxes		27,038.45
Total Taxes Levied - ABSTRACT		18,134,045.09
Total Taxes Billed		18,124,851.58
1980 TAXES COLLECTED		16,982,841.80
1980 Taxes Cancelled, Abated or Adjusted		103,206.08
Transfer to Tax Title Liens or Foreclosed		232,630.16
Balance Outstanding Dec. 31, 1980		806,173.54
PRIOR YEARS TAXES OUTSTANDING		
Balance Jonuary 1, 1980		669,090.67
Collected in 1980		572,067.79
Cancelled, Abated or Adjusted 1980		33,059.59
Transfers to Tax Title Liens or Foreclosed		59,057.82
Balance December 31, 1980		4,906.47
TAX TITLE LIENS OUTSTANDING		
Balance Jonuary 1, 1980		448,772.06
Transfer From Taxes		301,664.15
Redeemed in 1980		204,063.59
Cancelled, Abated or Adjusted (1980)		2,566.00
Transfers to Foreclosed Property		123,335.16
Balance December 31, 1980		420,471.47
PROPERTY ACQUIRED BY DEED OR FORECLOSURE		
Balance January 1, 1980		2,001,364.84
Transfers From Taxes or Liens		123,335.16
Sale for Cash (1980)		159,087.56
Cancelled, Abated or Adjusted (1980)		549,512.44
Balance December 31, 1980		1,416,100.00
CURRENT FINANCES DECEMBER 31, 1980		
ASSETS		
Cash Dec. 31, 1980		4,331,588.11
Taxes Receivable		811,080.01
Tax Title Liens		420,471.47
Foreclosed Property		1,416,100.00
Emergencies & Other Deferred Charges		34,811.96
State and Federal Aid Receivable		1,220.03
Other Receivobles		607,390.22
Total		7,622,661.80
LIABILITIES, RESERVES, AND SURPLUS		
Cash Liabilities		3,064,350.75
Reserves for Receivables		3,128,118.94
Surplus Dec. 31, 1980		1,430,192.11
Total		7,622,661.80

1980 3000

* ABOVE DEBT SERVICE INCLUDES TYPE I SCHOOL DEPT

1218

Population 1970 1,655
Population 1980 5,605
S & P Rating
Moody Rating

General Tax Rate Per $100. 2.16
State Equalized Tax Rate 1.73

PLAINSBORO TOWNSHIP – MIDDLESEX CO.

Form of Government:
Township Committee
Number of Members on Governing Body 3

PER CAPITA:		PER CENT:	
Gross Debt	417.25	Gross Debt	2.05
Net Debt	68.80	Net Debt	.34
Debt Service	10.41	Tax Levy Collected	99.25
Total Tax Levy	521.88	Tax Levy Cancelled, Abated or Adjusted	.20
Municipal Expenditures	286.12		

EXPENDITURES	
GENERAL GOVERNMENT	
Governing Body & Public Boards	
Municipal Clerk	
Financial Administration	12,100.00
Assessment of Taxes	14,700.00
Collection of Taxes	9,600.00
Planning, Housing & Development	50,075.00
Human Resources	
Elections	1,500.00
General Administration (other)	274,785.00
JUDICIARY	
Municipal Courts	30,600.00
PUBLIC SAFETY	
Fire Protection	57,715.00
Police Protection	306,000.00
Civil Defense & Disaster Control	1,000.00
Environmental Inspection & Control	145,040.00
Other Public Safety	
PUBLIC WORKS	
Streets and Drainage	338,200.00
Sewers and Sewage Processing	18,500.00
Garbage and Trash Disposal	28,800.00
Public Buildings and Grounds	46,200.00
Other Public Works	
HEALTH and WELFARE	
Health Services Except Environmental	2,450.00
Welfare-Public Assistance	8,100.00
Hospitals, Clinics, First Aid	
Animal, Insect, & Rodent Control	5,900.00
Other Welfare Services	200.00
RECREATION and CONSERVATION	
Beaches and Boardwalks	
Parks, Playgrounds, Shade Trees	33,600.00
Land Reclamation & Conservation	
Other Recreational Services	5,700.00
EDUCATION (excluding schools)	
Libraries	3,300.00
Other Educational Services	
STATUTORY EXPENDITURES	
Pensions & F. I. C. A.	52,000.00
Employee Fringe Benefits	
Other Statutory Expenditures	3,500.00
CETA And Other Public Employment Programs	
MUNICIPAL FUNCTIONS TOTAL	1,449,565.00
CAPITAL IMPROVEMENTS *MEMO*	92,000.00
DEBT SERVICE	
Principal Payments	50,000.00
Interest Payments	8,362.09
DEFERRED CHARGES	10,800.00
SCHOOL, COUNTY, SPECIAL DISTRICT TAXES	2,475,147.40
RESERVE FOR UNCOLLECTED TAXES	85,000.00
EXPENDITURES TOTAL	4,078,874.49

REVENUES-REALIZED		
1980 Property Taxes Collected		2,902,778.95
1980 Payments in Lieu of Taxes		
Delinquent Tax & Lien Collections		10,967.93
Business Personalty Replacement Taxes		74,379.48
Taxes from Public Utilities		380,034.96
Other Miscellaneous Tax Revenues		180,000.00
State Aid Revenues		6,078.42
Federal Aid Revenues		1,050.00
State and Local Fiscal Assistance Act Utilized		20,764.00
Sale of Acquired Property		
Other Miscellaneous Revenues		481,321.78
	Total	4,057,375.52
Prior Years Surplus Appropriated		650,000.00
REVENUES	TOTAL	4,707,375.52
Reserve For Uncollected Taxes		85,000.00
CAPITAL OUTLAY	TOTAL	135,807.71
Public Enterprises		
Recreation—Culture		570.96
Public Works		135,236.75
Buildings and Grounds		
Library and Education		
Conservation		
All Other		

CAPITAL DEBT AUTHORIZED, DECEMBER 31, 1980

ISSUED AND UNISSUED	GROSS DEBT	NET DEBT
School	1,953,083	
Self-liquidating		
Other	385,600	385,600
Total	2,338,683	385,600

ISSUED AND OUTSTANDING	
School	1,953,083.79
Self-Liquidating	
Other	100,000.00
Total	2,053,083.79
EQUALIZED VALUATION BASIS FOR NET DEBT COMPUTATION	113,951,445

REAL PROPERTY VALUATIONS

Code	Class	# of Parcels	% VAL'N	ASSESSED VALUATION
1	Vacant Land	408	5.37	6,340,700.00
2	Residential	439	23.67	27,930,300.00
3	Farm	169	4.89	5,772,500.00
4a	Commercial	20	8.47	9,992,000.00
4b	Industrial	20	19.63	23,164,700.00
4c	Apartments	8	37.96	44,785,000.00
Total		1064		117,985,200.00
Land Area		11.80 Sq. Miles		
Net Valuation Taxable-Municipal				117,941,422
Net Valuation Taxable-County				155,980,008
State Equalized Valuation				149,104,384
State Equalization Ratio				80.23

1980 PROPERTY TAX		
STATE EQUALIZED TAX RATE →		
Local District School Taxes		
Regional & Consolidated School Tax	1.07	1,576,428.71
School Taxes in Municipal Budget		
County Taxes	.61	898,718.69
County Library Taxes		
Local Municipal Purpose Taxes	.05	70,700.00
Veteran & Senior Citizen Taxes		7,630.00
Total Taxes for Rate Computation	1.73	2,553,477.40
Special District Taxes		
Bank Corp. Taxes		2,128.36
Added and Omitted Taxes		377,167.47
Total Taxes Levied - ABSTRACT		2,925,143.23
Total Taxes Billed		2,924,702.19
1980 TAXES COLLECTED		2,902,778.95
1980 Taxes Cancelled, Abated or Adjusted		5,942.16
Transfer to Tax Title Liens or Foreclosed		164.16
Balance Outstanding Dec. 31, 1980		15,816.92

PRIOR YEARS TAXES OUTSTANDING	
Balance January 1, 1980	10,967.93
Collected in 1980	10,967.93
Cancelled, Abated or Adjusted 1980	
Transfers to Tax Title Liens or Foreclosed	
Balance December 31, 1980	
TAX TITLE LIENS OUTSTANDING	
Balance January 1, 1980	714.87
Transfer From Taxes	164.16
Redeemed in 1980	
Cancelled, Abated or Adjusted (1980)	
Transfers to Foreclosed Property	
Balance December 31, 1980	879.03
PROPERTY ACQUIRED BY DEED OR FORECLOSURE	
Balance January 1, 1980	
Transfers From Taxes or Liens	
Sale for Cash (1980)	
Cancelled, Abated or Adjusted (1980)	
Balance December 31, 1980	

CURRENT FINANCES DECEMBER 31, 1980

ASSETS	
Cash Dec. 31, 1980	1,285,126.70
Taxes Receivable	15,816.92
Tax Title Liens	879.03
Foreclosed Property	
Emergencies & Other Deferred Charges	5,000.00
State and Federal Aid Receivable	34,239.93
Other Receivables	2,400.24
Total	1,343,462.82
LIABILITIES, RESERVES, AND SURPLUS	
Cash Liabilities	641,905.45
Reserves for Receivables	19,096.19
Surplus Dec. 31, 1980	682,461.18
Total	1,343,462.82

0119

Papulation 1970 13,915
Papulatian 1980 13,435
S & P Rating
Moody Rating BAA

General Tax Rate Per $100. 3.31
State Equalized Tax Rate 2.64

PLEASANTVILLE CITY — ATLANTIC COUNTY

Form of Government:
City Charter Act (P.L. 1897 c.30)
Number of Members on Governing Body 7

PER CAPITA		PER CENT	
Gross Debt	520.06	Gross Debt	5.43
Net Debt	110.55	Net Debt	1.15
Debt Service	5.30	Tax Levy Collected	92.38
Total Tax Levy	334.03	Tax Levy Cancelled, Abated or Adjusted	.57
Municipal Expenditures	334.22		

EXPENDITURES	
GENERAL GOVERNMENT	
Gaverning Bady & Public Baards	146,567.00
Municipal Clerk	110,700.00
Financiol Administration	97,800.00
Assessment of Taxes	33,706.08
Collectian af Taxes	58,190.00
Planning, Housing & Develapment	18,850.00
Human Resaurces	1,000.00
Elections	8,300.00
General Administration (other)	300,395.00
JUDICIARY	
Municipal Courts	39,237.64
PUBLIC SAFETY	
Fire Pratection	503,417.42
Palice Pratectian	948,398.68
Civil Defense & Disaster Cantral	2,700.00
Environmental Inspection & Cantral	74,024.16
Other Public Safety	
PUBLIC WORKS	
Streets and Drainage	623,869.64
Sewers and Sewage Processing	9,000.00
Garbage and Trash Disposal	44,000.00
Public Buildings and Grounds	127,600.00
Other Public Warks	
HEALTH and WELFARE	
Health Services Except Enviranmentol	
Welfare-Public Assistance	48,400.37
Hospitals, Clinics, First Aid	3,000.00
Animal, Insect, & Radent Control	15,500.00
Other Welfare Services	
RECREATION and CONSERVATION	
Beaches and Baardwalks	
Parks, Playgraunds, Shade Trees	64,975.00
Land Reclamatian & Canservatian	
Other Recreatianal Services	3,000.00
EDUCATION (excluding schools)	
Libraries	44,173.85
Other Educatianal Services	
STATUTORY EXPENDITURES	
Pensians & F. I. C. A.	344,629.00
Emplayee Fringe Benefits	131,933.10
Other Statutory Expenditures	12,420.00
CETA And Other Public Emplayment Pragrams	
MUNICIPAL FUNCTIONS TOTAL	3,815,786.94
CAPITAL IMPROVEMENTS *MEMO*	25,206.43
DEBT SERVICE	
Principal Payments	15,000.00
Interest Payments	56,160.61
DEFERRED CHARGES	33,458.87
SCHOOL, COUNTY, SPECIAL DISTRICT TAXES	2,659,736.78
RESERVE FOR UNCOLLECTED TAXES	569,885.49
EXPENDITURES TOTAL	7,150,028.69

REVENUES-REALIZED		
1980 Praperty Taxes Callected		4,138,574.49
1980 Payments in Lieu of Taxes		9,783.31
Delinquent Tax & Lien Callectians		346,579.87
Business Persanalty Replacement Taxes		138,443.08
Taxes fram Public Utilities		624,175.00
Other Miscellaneaus Tax Revenues		
State Aid Revenues		102,579.23
Federal Aid Revenues		65,409.54
State and Local Fiscal Assistance Act Utilized		244,186.00
Sale af Acquired Property		207,016.56
Other Miscellaneaus Revenues		797,355.54
	Tatal	6,674,102.62
Priar Years Surplus Appraprioted		1,000,000.00
REVENUES	TOTAL	7,674,102.62
Reserve For Uncallected Taxes		569,885.49
CAPITAL OUTLAY	TOTAL	958,952.31
Public Enterprises		385,234.92
Recreatian—Culture		
Public Works		
Buildings and Graunds		34,501.30
Library and Educatian		539,216.09
Canservatian		
All Other		

CAPITAL DEBT AUTHORIZED, DECEMBER 31, 1980

ISSUED AND UNISSUED	GROSS DEBT	NET DEBT
Schaal	2,708,000	
Self-liquidating	2,810,000	16,237
Other	1,469,000	1,469,000
Tatal	6,987,000	1,485,237

ISSUED AND OUTSTANDING	
Schaal	1,810,000.00
Self-Liquidating	2,810,000.00
Other	1,469,000.00
Tatal	6,089,000.00
EQUALIZED VALUATION BASIS FOR NET DEBT COMPUTATION	128,760,779

REAL PROPERTY VALUATIONS

Cade	Class	# af Parcels	% VAL'N	ASSESSED VALUATION
1	Vacant Land	1101	4.72	5,901,500.00
2	Residential	3852	65.58	82,032,100.00
3	Farm			
4a	Commercial	330	24.49	30,636,550.00
4b	Industrial	17	1.35	1,692,400.00
4c	Apartments	20	3.86	4,825,400.00
Total		5320		125,087,950.00

Land Area 5.80 Sq. Miles

Net Valuatian Taxable-Municipal	132,072,201
Net Valuatian Taxable-County	140,092,069
State Equalized Valuation	163,483,132
State Equalizatian Ratia	79.95

1980 PROPERTY TAX		
STATE EQUALIZED TAX RATE		
Local District School Taxes	1.00	1,904,097.13
Regianal & Cansalidated Schaal Tax		
Schaal Taxes in Municipal Budget		
Caunty Taxes	.50	* 829,891.74
Caunty Library Taxes	.02	25,747.91
Local Municipal Purpase Taxes	1.04	1,711,239.19
Veteran & Senior Citizen Taxes		141,170.00
Total Taxes for Rate Computatian	2.65	4,512,145.97
Special District Taxes		
Bank Corp. Taxes		7,744.58
Added and Omitted Taxes		109,007.79
Tatal Taxes Levied - ABSTRACT		4,487,728.34
Tatal Taxes Billed		4,480,001.90
1980 TAXES COLLECTED		4,138,574.49
1980 Taxes Cancelled, Abated ar Adjusted		25,439.34
Transfer to Tax Title Liens ar Fareclased		29,060.03
Balance Outstanding Dec. 31, 1980		286,928.04
PRIOR YEARS TAXES OUTSTANDING		
Balance January 1, 1980		350,572.70
Callected in 1980		291,081.22
Cancelled, Abated ar Adjusted 1980		36,628.20
Transfers ta Tax Title Liens ar Fareclased		19,333.71
Balance December 31, 1980		3,529.57
TAX TITLE LIENS OUTSTANDING		
Balance January 1 1980		64,021.50
Transfer Fram Taxes		50,021.05
Redeemed in 1980		55,498.65
Cancelled, Abated ar Adjusted (1980)		
Transfers ta Fareclased Praperty		
Balance December 31, 1980		58,543.90
PROPERTY ACQUIRED BY DEED OR FORECLOSURE		
Balance January 1, 1980		1,081,183.56
Transfers Fram Taxes ar Liens		
Sale for Cash (1980)		207,016.56
Cancelled, Abated ar Adjusted (1980)		
Balance December 31, 1980		874,167.00
CURRENT FINANCES DECEMBER 31, 1980		
ASSETS		
Cash Dec. 31, 1980		2,150,379.56
Taxes Receivable		290,457.61
Tax Title Liens		58,543.90
Fareclased Praperty		874,167.00
Emergencies & Other Deferred Charges		41,066.80
State and Federal Aid Receivable		
Other Receivables		73,856.55
Tatal		3,488,471.82
LIABILITIES, RESERVES, AND SURPLUS		
Cash Liabilities		607,726.05
Reserves for Receivables		1,287,025.06
Surplus Dec 31, 1980		1,593,719.81
Tatal		3,488,471.82

1980 3000

*Includes County Health Service Taxes or County Vocational School Taxes. See Table 13, pgs. 675, 676.

1523

Population 1970 4,125
Population 1980 4,674
S & P Rating
Moody Rating

General Tax Rate Per $100. 2.14
State Equalized Tax Rate 1.85

PLUMSTED TOWNSHIP — OCEAN COUNTY

Form of Government:
Township Committee
Number of Members on Governing Body 3

PER CAPITA:		PER CENT:	
Gross Debt	31.02	Gross Debt	.27
Net Debt	14.98	Net Debt	.13
Debt Service		Tax Levy Collected	92.50
Total Tax Levy	255.04	Tax Levy Cancelled, Abated or Adjusted	.04
Municipal Expenditures	123.23		

EXPENDITURES	
GENERAL GOVERNMENT	
Governing Body & Public Boards	8,429.80
Municipal Clerk	
Financial Administration	5,125.00
Assessment of Taxes	20,175.00
Collection of Taxes	13,300.00
Planning, Housing & Development	1,600.00
Humon Resources	
Elections	
General Administration (other)	75,459.41
JUDICIARY	
Municipal Courts	20,500.00
PUBLIC SAFETY	
Fire Protection	24,000.00
Police Protection	87,200.00
Civil Defense & Disaster Control	1,000.00
Environmentol Inspection & Control	8,500.00
Other Public Safety	
PUBLIC WORKS	
Streets and Drainage	71,044.07
Sewers and Sewage Processing	1,200.00
Gorbage and Trash Disposal	31,526.21
Public Buildings and Grounds	9,000.00
Other Public Works	1,000.00
HEALTH and WELFARE	
Health Services Except Environmental	3,910.00
Welfare-Public Assistonce	9,753.04
Hospitals, Clinics, First Aid	
Animal, Insect, & Rodent Control	5,480.20
Other Welfare Services	
RECREATION and CONSERVATION	
Beoches and Boardwolks	
Parks, Playgrounds, Shade Trees	
Land Reclomotion & Conservotion	
Other Recreationol Services	54,253.80
EDUCATION (excluding schools)	
Libraries	6,500.00
Other Educotional Services	
STATUTORY EXPENDITURES	
Pensions & F. I. C. A.	14,924.46
Employee Fringe Benefits	
Other Statutory Expenditures	812.81
CETA And Other Public Employment Programs	
MUNICIPAL FUNCTIONS TOTAL	475,093.80
CAPITAL IMPROVEMENTS *MEMO*	
DEBT SERVICE	
Principal Payments	
Interest Payments	
DEFERRED CHARGES	6,000.00
SCHOOL COUNTY, SPECIAL DISTRICT TAXES	1,177,455.64
RESERVE FOR UNCOLLECTED TAXES	94,899.63
EXPENDITURES TOTAL	1,753,449.07

REVENUES-REALIZED	
1980 Property Taxes Collected	1,101,297.75
1980 Payments in Lieu of Taxes	
Delinquent Tax & Lien Collections	67,985.28
Business Personalty Replacement Taxes	20,169.32
Taxes from Public Utilities	156,056.75
Other Miscellaneous Tax Revenues	
Stote Aid Revenues	31,179.05
Federal Aid Revenues	5,913.03
State and Local Fiscal Assistonce Act Utilized	37,044.00
Sale of Acquired Property	
Other Miscelloneous Revenues	143,524.84
Total	1,563,170.02
Prior Years Surplus Appropriated	140,000.00
REVENUES TOTAL	1,703,170.02
Reserve For Uncollected Taxes	94,899.63
CAPITAL OUTLAY TOTAL	8,600.00
Public Enterprises	
Recreation—Culture	
Public Works	
Buildings and Grounds	8,600.00
Library and Education	
Conservation	
All Other	

CAPITAL DEBT AUTHORIZED, DECEMBER 31, 1980

ISSUED AND UNISSUED	GROSS DEBT	NET DEBT
School	75,000	
Self-liquidating		
Other	70,000	70,000
Total	145,000	70,000
ISSUED AND OUTSTANDING		
School		75,000.00
Self-Liquidoting		
Other		30,000.00
Total		105,000.00
EQUALIZED VALUATION BASIS FOR NET DEBT COMPUTATION		53,944,757

REAL PROPERTY VALUATIONS

Code	Class	# of Parcels	% VAL'N	ASSESSED VALUATION
1	Vocant Land	711	9.38	4,949,700.00
2	Residential	1200	71.61	37,782,750.00
3	Farm	270	10.90	5,751,350.00
4a	Commercial	73	6.49	3,422,250.00
4b	Industrial	2	.79	417,300.00
4c	Apartments	6	.82	435,150.00
Totol		2262		52,758,500.00

Land Areo 40.70 Sq. Miles

Net Valuation Toxable-Municipal	55,139,111
Net Valuation Toxoble-County	59,466,001
State Equalized Valuotion	63,387,202
State Equalization Ratio	86.48

1980 PROPERTY TAX		
STATE EQUALIZED TAX RATE		
Local District School Taxes	1.41	896,580.50
Regional & Consolidated School Tax		
School Taxes in Municipal Budget		
County Taxes	.42	* 265,764.32
County Library Taxes	.02	15,110.82
Local Municipal Purpose Taxes		
Veteran & Senior Citizen Taxes		37,750.00
Total Taxes for Rate Computation	1.85	1,215,205.64
Special District Taxes		
Bank Corp. Taxes		3,941.76
Added and Omitted Taxes		10,644.57
Totol Taxes Levied - ABSTRACT		1,192,041.97
Total Taxes Billed		1,190,621.65
1980 TAXES COLLECTED		1,101,297.75
1980 Taxes Cancelled, Abated or Adjusted		423.20
Transfer to Tax Title Liens or Foreclosed		59.92
Balance Outstanding Dec. 31, 1980		88,940.78
PRIOR YEARS TAXES OUTSTANDING		
Balance Janvary 1, 1980		68,583.92
Collected in 1980		67,985.28
Cancelled, Abated or Adjusted 1980		
Transfers to Tox Title Liens or Foreclosed		
Balance December 31, 1980		598.64
TAX TITLE LIENS OUTSTANDING		
Balance Jonuary 1, 1980		804.88
Transfer From Taxes		59.92
Redeemed in 1980		
Cancelled, Aboted or Adjusted (1980)		
Transfers to Foreclosed Property		
Balance December 31, 1980		864.80
PROPERTY ACQUIRED BY DEED OR FORECLOSURE		
Balonce January 1, 1980		6,100.00
Transfers From Taxes or Liens		
Sale for Cash (1980)		
Cancelled, Aboted or Adjusted (1980)		
Balance December 31, 1980		6,100.00

CURRENT FINANCES DECEMBER 31, 1980

ASSETS	
Cosh Dec. 31, 1980	672,013.85
Taxes Receivable	89,439.42
Tax Title Liens	864.80
Foreclosed Property	6,100.00
Emergencies & Other Deferred Charges	
State and Federol Aid Receivable	2,693.10
Other Receivables	12,557.27
Totol	783,668.44
LIABILITIES, RESERVES, AND SURPLUS	
Cosh Liabilities	574,841.72
Reserves for Receivables	108,961.49
Surplus Dec. 31, 1980	99,865.23
Total	783,668.44

*Includes County Health Service Taxes or County Vocational School Taxes. See Table 13, pgs. 675, 676.

2120

Papulation 1970 3,930
Papulation 1980 3,856
S & P Rating
Moody Rating

General Tax Rate Per $100. 2.26
State Equalized Tax Rate 1.97

POHATCONG TOWNSHIP — WARREN COUNTY

Form of Government:
Township Committee
Number of Members on Governing Body 3

PER CAPITA		PER CENT.	
Gross Debt	63.70	Gross Debt	.39
Net Debt	23.51	Net Debt	.14
Debt Service	15.78	Tax Levy Collected	89.19
Total Tax Levy	363.94	Tax Levy Cancelled, Abated or Adjusted	.04
Municipal Expenditures	195.05		

EXPENDITURES		REVENUES-REALIZED	
GENERAL GOVERNMENT			
Governing Body & Public Boards			
Municipal Clerk		1980 Property Taxes Collected	1,255,052.60
Financial Administration	9,019.00	1980 Payments in Lieu of Taxes	
Assessment of Taxes	7,181.00	Delinquent Tax & Lien Collections	138,334.08
Collection of Taxes	7,187.00	Business Personalty Replacement Taxes	55,286.76
Planning, Housing & Development	13,040.37	Taxes from Public Utilities	118,301.00
Human Resources		Other Miscellaneous Tax Revenues	
Elections	1,000.00	State Aid Revenues	32,615.25
General Administration (other)	75,358.91	Federal Aid Revenues	
JUDICIARY		State and Local Fiscal Assistance Act Utilized	50,302.89
Municipal Courts	12,351.90	Sale of Acquired Property	
PUBLIC SAFETY		Other Miscellaneous Revenues	129,403.02
Fire Protection	23,250.00	Total	1,779,295.60
Police Protection	150,818.86	Prior Years Surplus Appropriated	125,000.00
Civil Defense & Disaster Control	1,012.78	REVENUES TOTAL	1,904,295.60
Environmental Inspection & Control	3,953.92	Reserve For Uncollected Taxes	152,905.80
Other Public Safety		CAPITAL OUTLAY TOTAL	20,614.70
PUBLIC WORKS			
Streets and Drainage	125,962.65	Public Enterprises	14,105.42
Sewers and Sewage Processing		Recreation—Culture	
Garbage and Trash Disposal		Public Works	5,147.34
Public Buildings and Grounds	18,290.54	Buildings and Grounds	1,361.94
Other Public Works	8,908.15	Library and Education	
HEALTH and WELFARE		Conservation	
Health Services Except Environmental	100.00	All Other	
Welfare-Public Assistance	700.00	CAPITAL DEBT AUTHORIZED, DECEMBER 31, 1980	
Hospitals, Clinics, First Aid		ISSUED AND UNISSUED — GROSS DEBT / NET DEBT	
Animal, Insect, & Rodent Control	100.00	School	
Other Welfare Services		Self-liquidating	155,000
RECREATION and CONSERVATION		Other	90,638 / 90,638
Beaches and Boardwalks		Total	245,638 / 90,638
Parks, Playgrounds, Shade Trees	5,400.00		
Land Reclamation & Conservation	1,950.00	ISSUED AND OUTSTANDING	
Other Recreational Services		School	
EDUCATION (excluding schools)		Self-Liquidating	125,000.00
Libraries		Other	75,000.00
Other Educational Services	4,320.00	Total	200,000.00
STATUTORY EXPENDITURES		EQUALIZED VALUATION BASIS	
Pensions & F. I. C. A.	34,807.94	FOR NET DEBT COMPUTATION	64,382,687
Employee Fringe Benefits	10,478.18	REAL PROPERTY VALUATIONS	
Other Statutory Expenditures	1,500.00	Code / Class / # of Parcels / % VAL'N / ASSESSED VALUATION	
CETA And Other Public Employment Programs		1 Vacant Land / 181 / 1.96 / 1,202,775.00	
MUNICIPAL FUNCTIONS TOTAL	516,691.20	2 Residential / 1190 / 74.44 / 45,707,197.00	
CAPITAL IMPROVEMENTS *MEMO*		3 Farm / 210 / 7.24 / 4,450,400.00	
DEBT SERVICE		4a Commercial / 68 / 14.56 / 8,939,600.00	
Principal Payments	52,500.00	4b Industrial / 4 / 1.64 / 1,005,100.00	
Interest Payments	8,338.45	4c Apartments / 1 / .15 / 93,600.00	
		Total / 1654 / 61,398,672.00	
DEFERRED CHARGES	21,694.84	Land Area 14.08 Sq. Miles	
SCHOOL, COUNTY, SPECIAL DISTRICT TAXES	1,194,950.93	Net Valuation Taxable-Municipal	62,168,237
RESERVE FOR UNCOLLECTED TAXES	152,905.80	Net Valuation Taxable-County	68,218,837
EXPENDITURES TOTAL	1,947,111.22	State Equalized Valuation	70,976,287
		State Equalization Ratio	87.53

1980 PROPERTY TAX		
STATE EQUALIZED TAX RATE		
Local District School Taxes	1.11	788,558.00
Regional & Consolidated School Tax		
School Taxes in Municipal Budget		
County Taxes	.54	* 386,328.36
County Library Taxes	.03	20,094.57
Local Municipal Purpose Taxes	.29	205,494.69
Veteran & Senior Citizen Taxes		47,300.00
Total Taxes for Rate Computation	1.97	1,447,775.62
Special District Taxes		
Bank Corp. Taxes		1,267.29
Added and Omitted Taxes		1,612.13
Total Taxes Levied - ABSTRACT		1,403,355.04
Total Taxes Billed		1,407,158.95
1980 TAXES COLLECTED		1,255,052.60
1980 Taxes Cancelled, Abated or Adjusted		881.87
Transfer to Tax Title Liens or Foreclosed		3,491.70
Balance Outstanding Dec. 31, 1980		147,732.79
PRIOR YEARS TAXES OUTSTANDING		
Balance January 1, 1980		130,531.96
Collected in 1980		111,462.22
Cancelled, Abated or Adjusted 1980		
Transfers to Tax Title Liens or Foreclosed		799.92
Balance December 31, 1980		18,269.82
TAX TITLE LIENS OUTSTANDING		
Balance January 1, 1980		35,585.71
Transfer Fram Taxes		4,390.65
Redeemed in 1980		26,871.86
Cancelled, Abated or Adjusted (1980)		
Transfers to Foreclosed Property		
Balance December 31, 1980		13,104.50
PROPERTY ACQUIRED BY DEED OR FORECLOSURE		
Balance January 1, 1980		
Transfers From Taxes or Liens		
Sale for Cash (1980)		
Cancelled, Abated or Adjusted (1980)		
Balance December 31, 1980		
CURRENT FINANCES DECEMBER 31, 1980		
ASSETS		
Cash Dec. 31, 1980		742,748.41
Taxes Receivable		166,002.61
Tax Title Liens		13,104.50
Foreclosed Property		
Emergencies & Other Deferred Charges		89,765.40
State and Federal Aid Receivable		
Other Receivables		9,809.21
Total		1,021,430.13
LIABILITIES, RESERVES, AND SURPLUS		
Cash Liabilities		549,899.57
Reserves for Receivables		188,016.32
Surplus Dec. 31, 1980		283,614.24
Total		1,021,430.13

1980 3000

*Includes County Health Service Taxes or County Vocational School Taxes. See Table 13, pgs. 675, 676.

1524

Population 1970 16,110
Population 1980 17,747
S & P Rating
Moody Rating BAA

General Tax Rate Per $100. 2.85
State Equalized Tax Rate 2.23

POINT PLEASANT BOROUGH — OCEAN CO.

Form of Government:
Borough Council
Number of Members on Governing Body 6

PER CAPITA		PER CENT:	
Gross Debt	589.75	Gross Debt	3.29
Net Debt	97.78	Net Debt	.55
Debt Service	2.82	Tax Levy Collected	94.83
Total Tax Levy	456.78	Tax Levy Cancelled, Abated or Adjusted	
Municipal Expenditures	183.68		

EXPENDITURES		
GENERAL GOVERNMENT		
Governing Body & Public Boards		
Municipal Clerk		
Financial Administration	20,270.00	
Assessment of Taxes	60,650.00	
Collection of Taxes	51,370.00	
Planning, Housing & Development	28,930.00	
Human Resources		
Elections		
General Administration (other)	295,097.00	
JUDICIARY		
Municipal Courts	32,690.00	
PUBLIC SAFETY		
Fire Protection	47,700.00	
Police Protection	825,907.00	
Civil Defense & Disaster Control	2,835.00	
Environmental Inspection & Control	56,028.00	
Other Public Safety		
PUBLIC WORKS		
Streets and Drainage	283,050.00	
Sewers and Sewage Processing		
Garbage and Trash Disposal	318,000.00	
Public Buildings and Grounds	56,500.00	
Other Public Works		
HEALTH and WELFARE		
Health Services Except Environmental	27,550.00	
Welfare-Public Assistance	13,440.00	
Hospitals, Clinics, First Aid		
Animal, Insect, & Rodent Control		
Other Welfare Services		
RECREATION and CONSERVATION		
Beaches and Boardwalks	7,310.00	
Parks, Playgrounds, Shade Trees	10,000.00	
Land Reclamation & Conservation	500.00	
Other Recreational Services	73,600.00	
EDUCATION (excluding schools)		
Libraries	6,000.00	
Other Educational Services		
STATUTORY EXPENDITURES		
Pensions & F. I. C. A.	182,985.00	
Employee Fringe Benefits	78,140.00	
Other Statutory Expenditures	5,522.54	
CETA And Other Public Employment Programs	50,000.00	
MUNICIPAL FUNCTIONS TOTAL	2,534,074.54	
CAPITAL IMPROVEMENTS *MEMO*	3,000.00	
DEBT SERVICE		
Principal Payments	50,000.00	
Interest Payments		
DEFERRED CHARGES	78,642.81	
SCHOOL, COUNTY, SPECIAL DISTRICT TAXES	6,794,565.68	
RESERVE FOR UNCOLLECTED TAXES	597,127.00	
EXPENDITURES TOTAL	10,054,410.03	

REVENUES-REALIZED		
1980 Property Taxes Collected		7,676,418.03
1980 Payments in Lieu of Taxes		
Delinquent Tax & Lien Collections		391,978.34
Business Personalty Replacement Taxes		75,687.96
Taxes from Public Utilities		528,490.00
Other Miscellaneous Tax Revenues		
State Aid Revenues		138,127.39
Federal Aid Revenues		16,242.75
State and Local Fiscal Assistance Act Utilized		261,206.00
Sale of Acquired Property		
Other Miscellaneous Revenues		214,377.50
Total		9,302,527.97
Prior Years Surplus Appropriated		495,000.00
REVENUES TOTAL		9,797,527.97
Reserve For Uncollected Taxes		597,127.00
CAPITAL OUTLAY TOTAL		1,069,787.68
Public Enterprises		968,761.78
Recreation---Culture		
Public Works		101,025.90
Buildings and Grounds		
Library and Education		
Conservation		
All Other		

CAPITAL DEBT AUTHORIZED, DECEMBER 31, 1980

ISSUED AND UNISSUED	GROSS DEBT	NET DEBT
School	2,553,000	
Self-liquidating	7,631,729	1,453,086
Other	282,250	282,250
Total	10,466,979	1,735,336

ISSUED AND OUTSTANDING	
School	2,553,000.00
Self-Liquidating	6,573,000.00
Other	100,500.00
Total	9,226,500.00
EQUALIZED VALUATION BASIS FOR NET DEBT COMPUTATION	318,108,547

REAL PROPERTY VALUATIONS

Code	Class	# of Parcels	% VAL'N	ASSESSED VALUATION
1	Vacant Land	852	4.37	12,135,900.00
2	Residential	6257	82.97	230,176,050.00
3	Farm			
4a	Commercial	259	10.14	28,132,600.00
4b	Industrial			
4c	Apartments	19	2.52	6,989,900.00
Total		7387		277,434,450.00

Land Area 3.70 Sq. Miles

Net Valuation Taxable-Municipal	281,654,447
Net Valuation Taxable-County	326,958,377
State Equalized Valuation	357,279,872
State Equalization Ratio	78.58

1980 PROPERTY TAX		
STATE EQUALIZED TAX RATE		
Local District School Taxes	1.46	5,245,545.50
Regional & Consolidated School Tax		
School Taxes in Municipal Budget		
County Taxes	.41	* 1,465,692.50
County Library Taxes	.02	83,327.68
Local Municipal Purpose Taxes	.34	1,216,982.16
Veteran & Senior Citizen Taxes		235,530.00
Total Taxes for Rate Computation	2.23	8,246,177.84
Special District Taxes		
Bank Corp. Taxes		11,291.80
Added and Omitted Taxes		84,462.29
Total Taxes Levied - ABSTRACT		8,106,401.93
Total Taxes Billed		8,095,110.13
1980 TAXES COLLECTED		7,676,418.03
1980 Taxes Cancelled, Abated or Adjusted		
Transfer to Tax Title Liens or Foreclosed		
Balance Outstanding Dec 31, 1980		418,692.10
PRIOR YEARS TAXES OUTSTANDING		
Balance January 1, 1980		333,733.83
Collected in 1980		333,238.21
Cancelled, Abated or Adjusted 1980		
Transfers to Tax Title Liens or Foreclosed		
Balance December 31, 1980		495.62
TAX TITLE LIENS OUTSTANDING		
Balance January 1, 1980		74,905.02
Transfer From Taxes		
Redeemed in 1980		58,740.13
Cancelled, Abated or Adjusted (1980)		
Transfers to Foreclosed Property		
Balance December 31, 1980		16,064.89
PROPERTY ACQUIRED BY DEED OR FORECLOSURE		
Balance January 1, 1980		30,105.00
Transfers From Taxes or Liens		
Sale for Cash (1980)		
Cancelled, Abated or Adjusted (1980)		
Balance December 31, 1980		30,105.00

CURRENT FINANCES DECEMBER 31, 1980

ASSETS	
Cash Dec. 31, 1980	3,191,213.34
Taxes Receivable	419,187.72
Tax Title Liens	16,064.89
Foreclosed Property	30,105.00
Emergencies & Other Deferred Charges	2,655.70
State and Federal Aid Receivable	23,693.07
Other Receivables	3,554.62
Total	3,686,474.34
LIABILITIES, RESERVES, AND SURPLUS	
Cash Liabilities	2,835,288.79
Reserves for Receivables	468,912.23
Surplus Dec. 31, 1980	382,273.32
Total	3,686,474.34

*Includes County Health Service Taxes or County Vocational School Taxes. See Table 13, pgs. 675, 676.

1525

Population 1970 4,890
Population 1980 5,415
S & P Rating
Moody Rating BAA-1

Generol Tax Rote Per $100. 3.02
Stote Equolized Tox Rate 1.99

POINT PLEASANT BEACH BOROUGH — OCEAN COUNTY

Form of Government: Borough Council
Number of Members on Governing Body 6

PER CAPITA		PER CENT	
Gross Debt	982.74	Gross Debt	3.21
Net Debt	57.92	Net Debt	.19
Debt Service	12.56	Tax Levy Collected	84.03
Total Tax Levy	694.71	Tax Levy Cancelled, Abated or Adjusted	
Municipal Expenditures	404.93		

EXPENDITURES	
GENERAL GOVERNMENT	
Governing Body & Public Boards	
Municipal Clerk	
Financial Administration	11,000.00
Assessment of Taxes	13,968.00
Collection of Taxes	13,263.00
Planning, Housing & Development	16,564.00
Human Resources	1,789.64
Elections	
General Administration (other)	286,975.00
JUDICIARY	
Municipal Courts	43,828.00
PUBLIC SAFETY	
Fire Protection	67,202.81
Police Protection	589,975.00
Civil Defense & Disaster Control	200.00
Environmental Inspection & Control	60,467.00
Other Public Safety	100.00
PUBLIC WORKS	
Streets and Drainage	157,798.74
Sewers and Sewage Processing	
Garbage and Trash Disposal	102,000.00
Public Buildings and Grounds	69,727.00
Other Public Works	26,227.07
HEALTH and WELFARE	
Health Services Except Environmental	6,932.00
Welfare-Public Assistance	13,532.00
Hospitals, Clinics, First Aid	
Animal, Insect, & Rodent Control	
Other Welfare Services	
RECREATION and CONSERVATION	
Beaches and Boardwalks	
Parks, Playgrounds, Shade Trees	20,515.00
Land Reclamation & Conservation	
Other Recreational Services	3,885.00
EDUCATION (excluding schools)	
Libraries	6,000.00
Other Educational Services	
STATUTORY EXPENDITURES	
Pensions & F. I. C. A.	122,770.77
Employee Fringe Benefits	43,000.00
Other Statutory Expenditures	7,000.00
CETA And Other Public Employment Programs	11,801.75
MUNICIPAL FUNCTIONS TOTAL	1,696,531.78
CAPITAL IMPROVEMENTS *MEMO*	
DEBT SERVICE	
Principal Payments	68,000.00
Interest Payments	
DEFERRED CHARGES	16,747.97
SCHOOL, COUNTY, SPECIAL DISTRICT TAXES	2,985,482.56
RESERVE FOR UNCOLLECTED TAXES	411,421.84
EXPENDITURES TOTAL	5,178,184.15

REVENUES-REALIZED		
1980 Property Taxes Collected		3,151,093.37
1980 Payments in Lieu of Taxes		
Delinquent Tax & Lien Collections		371,582.30
Business Personalty Replacement Taxes		102,743.08
Taxes from Public Utilities		289,139.00
Other Miscellaneous Tax Revenues		
State Aid Revenues		34,003.58
Federal Aid Revenues		13,429.35
State and Local Fiscal Assistance Act Utilized		112,645.55
Sale of Acquired Property		
Other Miscelloneous Revenues		379,810.99
Totol		4,454,447.22
Prior Years Surplus Appropriated		245,000.00
REVENUES TOTAL		4,699,447.22
Reserve For Uncollected Taxes		411,421.84
CAPITAL OUTLAY TOTAL		140,391.06
Public Enterprises		82,301.00
Recreation—Culture		
Public Works		58,090.06
Buildings and Grounds		
Library and Education		
Conservation		
All Other		

CAPITAL DEBT AUTHORIZED, DECEMBER 31, 1980

ISSUED AND UNISSUED	GROSS DEBT	NET DEBT
School	2,898,000	
Self-liquidating	2,109,901	
Other	313,627	313,627
Total	5,321,528	313,627

ISSUED AND OUTSTANDING	
School	2,898,000.00
Self-Liquidating	665,000.00
Other	177,500.00
Total	3,740,500.00
EQUALIZED VALUATION BASIS FOR NET DEBT COMPUTATION	166,006,254

REAL PROPERTY VALUATIONS

Code	Class	# of Parcels	% VAL'N	ASSESSED VALUATION
1	Vacant Land	282	5.90	7,249,900.00
2	Residential	2177	62.25	76,552,750.00
3	Farm			
4a	Commercial	286	27.37	33,651,300.00
4b	Industrial			
4c	Apartments	33	4.48	5,513,550.00
Total		2778		122,967,500.00

Land Area 1.50 Sq. Miles

Net Valuation Taxable-Municipal	123,630,301
Net Valuation Taxable-County	169,498,653
State Equalized Valuation	186,809,053
State Equalization Ratio	66.06

1980 PROPERTY TAX		
STATE EQUALIZED TAX RATE	1.17	
Local District School Taxes		2,182,633.50
Regional & Consolidated School Tax		
School Taxes in Municipal Budget		
County Taxes	.41	* 759,660.43
County Library Taxes	.02	43,188.63
Local Municipal Purpose Taxes	.40	742,116.00
Veteran & Senior Citizen Taxes		56,350.00
Total Taxes for Rate Computation	2.00	3,783,948.56
Special District Taxes		
Bank Corp. Taxes		12,055.89
Added and Omitted Taxes		22,190.91
Total Taxes Levied - ABSTRACT		3,761,835.36
Total Taxes Billed		3,749,779.47
1980 TAXES COLLECTED		3,151,093.37
1980 Taxes Cancelled, Abated or Adjusted		
Transfer to Tax Title Liens or Foreclosed		
Balance Outstanding Dec. 31, 1980		598,686.10
PRIOR YEARS TAXES OUTSTANDING		
Balance January 1, 1980		398,795.27
Collected in 1980		371,582.30
Cancelled, Abated or Adjusted 1980		1,143.24
Transfers to Tax Title Liens or Foreclosed		
Balance December 31, 1980		26,069.73
TAX TITLE LIENS OUTSTANDING		
Balance January 1, 1980		
Transfer From Taxes		
Redeemed in 1980		
Cancelled, Abated or Adjusted (1980)		
Transfers to Foreclosed Property		
Balance December 31, 1980		
PROPERTY ACQUIRED BY DEED OR FORECLOSURE		
Balance January 1, 1980		
Transfers From Taxes or Liens		
Sale for Cash (1980)		
Cancelled Abated or Adjusted (1980)		
Balance December 31, 1980		

CURRENT FINANCES DECEMBER 31, 1980	
ASSETS	
Cash Dec. 31, 1980	1,021,442.79
Taxes Receivable	624,755.83
Tax Title Liens	
Foreclosed Property	
Emergencies & Other Deferred Charges	
State and Federal Aid Receivable	19,972.00
Other Receivables	7,500.00
Total	1,673,670.62
LIABILITIES, RESERVES, AND SURPLUS	
Cash Liabilities	1,000,607.06
Reserves for Receivables	632,255.83
Surplus Dec. 31, 1980	40,807.73
Total	1,673,670.62

*Includes County Health Service Taxes or County Vocational School Taxes. See Table 13, pgs. 675, 676.

1609

Population 1970 11,430
Population 1980 10,660
S & P Rating
Moody Rating A-1

General Tax Rate Per $100. 6.35
State Equalized Tax Rate 2.87

POMPTON LAKES BOROUGH — PASSAIC CO.

Form of Government:
Borough Council
Number of Members on Governing Body 6

PER CAPITA		PER CENT	
Gross Debt	348.63	Gross Debt	1.83
Net Debt	147.08	Net Debt	.77
Debt Service	14.54	Tax Levy Collected	97.30
Total Tax Levy	627.21	Tax Levy Cancelled, Abated or Adjusted	1.24
Municipal Expenditures	236.51		

EXPENDITURES	
GENERAL GOVERNMENT	
Governing Body & Public Boards	
Municipal Clerk	
Financial Administration	46,842.00
Assessment of Taxes	24,264.00
Collection of Taxes	30,887.00
Planning, Housing & Development	5,325.00
Human Resources	1,150.00
Elections	10,200.00
General Administration (other)	264,827.00
JUDICIARY	
Municipal Courts	12,935.00
PUBLIC SAFETY	
Fire Protection	39,379.00
Police Protection	571,947.76
Civil Defense & Disaster Control	850.00
Environmental Inspection & Control	10,802.00
Other Public Safety	
PUBLIC WORKS	
Streets and Drainage	389,077.00
Sewers and Sewage Processing	100.00
Garbage and Trash Disposal	161,007.27
Public Buildings and Grounds	50,264.00
Other Public Works	11,347.00
HEALTH and WELFARE	
Health Services Except Environmental	82,034.00
Welfare-Public Assistance	2,000.00
Hospitals, Clinics, First Aid	
Animal, Insect, & Rodent Control	
Other Welfare Services	
RECREATION and CONSERVATION	
Beaches and Boardwalks	
Parks, Playgrounds, Shade Trees	5,800.00
Land Reclamation & Conservation	450.00
Other Recreational Services	16,975.00
EDUCATION (excluding schools)	
Libraries	66,150.00
Other Educational Services	
STATUTORY EXPENDITURES	
Pensions & F. I. C. A.	168,382.20
Employee Fringe Benefits	42,000.00
Other Statutory Expenditures	9,000.00
CETA And Other Public Employment Programs	43,759.00
MUNICIPAL FUNCTIONS TOTAL	2,067,794.23
CAPITAL IMPROVEMENTS *MEMO*	14,350.00
DEBT SERVICE	
Principal Payments	63,600.00
Interest Payments	91,393.80
DEFERRED CHARGES	68,476.29
SCHOOL, COUNTY, SPECIAL DISTRICT TAXES	5,514,176.98
RESERVE FOR UNCOLLECTED TAXES	229,937.75
EXPENDITURES TOTAL	8,035,379.05

REVENUES-REALIZED	
1980 Property Taxes Collected	6,502,749.51
1980 Payments in Lieu of Taxes	
Delinquent Tax & Lien Collections	99,536.85
Business Personalty Replacement Taxes	268,451.16
Taxes from Public Utilities	355,976.00
Other Miscellaneous Tax Revenues	86,900.00
State Aid Revenues	138,678.45
Federal Aid Revenues	18,708.32
State and Local Fiscal Assistance Act Utilized	76,752.76
Sale of Acquired Property	
Other Miscellaneous Revenues	220,946.30
Total	7,768,699.35
Prior Years Surplus Appropriated	128,000.00
REVENUES TOTAL	7,896,699.35
Reserve For Uncollected Taxes	229,937.75
CAPITAL OUTLAY TOTAL	82,096.61
Public Enterprises	
Recreation—Culture	
Public Works	7,089.69
Buildings and Grounds	75,006.92
Library and Education	
Conservation	
All Other	

CAPITAL DEBT AUTHORIZED, DECEMBER 31, 1980

ISSUED AND UNISSUED	GROSS DEBT	NET DEBT
School	2,056,000	
Self-liquidating		
Other	1,660,384	1,567,900
Total	3,716,384	1,567,900
ISSUED AND OUTSTANDING		
School		2,056,000.00
Self-Liquidating		
Other		1,442,484.00
Total		3,498,484.00
EQUALIZED VALUATION BASIS FOR NET DEBT COMPUTATION		202,669,654

REAL PROPERTY VALUATIONS

Code	Class	# of Parcels	% VAL'N	ASSESSED VALUATION
1	Vacant Land	168	1.57	1,630,500.00
2	Residential	3024	78.93	82,081,300.00
3	Farm			
4a	Commercial	141	10.68	11,111,100.00
4b	Industrial	5	5.18	5,385,100.00
4c	Apartments	8	3.64	3,784,500.00
Total		3346		103,992,900.00

Land Area 3.00 Sq. Miles

Net Valuation Taxable-Municipal	104,972,611
Net Valuation Taxable-County	214,258,983
State Equalized Valuation	230,292,034
State Equalization Ratio	45.35

1980 PROPERTY TAX		
STATE EQUALIZED TAX RATE		
Local District School Taxes	1.78	4,125,141.19
Regional & Consolidated School Tax		
School Taxes in Municipal Budget		
County Taxes	.60	1,389,035.79
County Library Taxes		
Local Municipal Purpose Taxes	.49	1,145,000.00
Veteran & Senior Citizen Taxes		89,090.00
Total Taxes for Rate Computation	2.87	6,748,266.98
Special District Taxes		
Bank Corp. Taxes		5,634.73
Added and Omitted Taxes		17,284.41
Total Taxes Levied - ABSTRACT		6,686,096.12
Total Taxes Billed		6,683,045.21
1980 TAXES COLLECTED		6,502,749.51
1980 Taxes Cancelled, Abated or Adjusted		82,593.15
Transfer to Tax Title Liens or Foreclosed		463.55
Balance Outstanding Dec. 31, 1980		97,239.00
PRIOR YEARS TAXES OUTSTANDING		
Balance January 1, 1980		101,153.65
Collected in 1980		97,219.50
Cancelled, Abated or Adjusted 1980		
Transfers to Tax Title Liens or Foreclosed		
Balance December 31, 1980		3,934.45
TAX TITLE LIENS OUTSTANDING		
Balance January 1, 1980		1,783.61
Transfer From Taxes		463.55
Redeemed in 1980		77.35
Cancelled, Abated or Adjusted (1980)		
Transfers to Foreclosed Property		
Balance December 31, 1980		2,169.81
PROPERTY ACQUIRED BY DEED OR FORECLOSURE		
Balance January 1, 1980		30,275.00
Transfers From Taxes or Liens		
Sale for Cash (1980)		
Cancelled, Abated or Adjusted (1980)		9,900.00
Balance December 31, 1980		20,375.00

CURRENT FINANCES DECEMBER 31, 1980

ASSETS	
Cash Dec. 31, 1980	306,521.88
Taxes Receivable	101,173.45
Tax Title Liens	2,169.81
Foreclosed Property	20,375.00
Emergencies & Other Deferred Charges	34,009.57
State and Federal Aid Receivable	104,639.00
Other Receivables	26,001.32
Total	594,890.03
LIABILITIES, RESERVES, AND SURPLUS	
Cash Liabilities	289,674.03
Reserves for Receivables	149,719.58
Surplus Dec. 31, 1980	155,496.42
Total	594,890.03

1980/3000

0120

Population 1970	590		
Papulation 1980	837	General Tax Rate Per $100.	4.33
S & P Rating		State Equalized Tax Rate	1.34
Moody Rating			

PORT REPUBLIC CITY — ATLANTIC COUNTY

Form of Government:
City Charter (P.L. 1897, c.30)
Number of Members on Governing Body 7

PER CAPITA:		PER CENT:	
Gross Debt	373.36	Gross Debt	1.67
Net Debt		Net Debt	
Debt Service	28.67	Tax Levy Collected	93.43
Total Tax Levy	418.14	Tax Levy Cancelled, Abated or Adjusted	1.03
Municipal Expenditures	251.15		

EXPENDITURES	
GENERAL GOVERNMENT	
Governing Body & Public Boards	
Municipal Clerk	
Financial Administration	5,750.00
Assessment of Taxes	3,550.00
Collection of Taxes	4,650.00
Planning, Housing & Development	4,900.00
Human Resources	491.00
Elections	500.00
General Administration (other)	58,636.30
JUDICIARY	
Municipal Courts	
PUBLIC SAFETY	
Fire Protection	10,000.00
Police Protection	200.00
Civil Defense & Disaster Control	1,500.00
Environmental Inspection & Control	4,000.00
Other Public Safety	
PUBLIC WORKS	
Streets and Drainage	30,855.00
Sewers and Sewage Processing	
Garboge and Trash Disposol	5,000.00
Public Buildings and Grounds	6,000.00
Other Public Works	3,722.00
HEALTH and WELFARE	
Health Services Except Environmental	
Welfare-Public Assistance	575.00
Hospitals, Clinics, First Aid	
Animal, Insect, & Rodent Control	2,102.00
Other Welfare Services	
RECREATION and CONSERVATION	
Beaches and Boardwalks	
Parks, Playgrounds, Shade Trees	10,500.00
Land Reclamation & Conservation	
Other Recreational Services	1,500.00
EDUCATION (excluding schools)	
Libraries	
Other Educational Services	
STATUTORY EXPENDITURES	
Pensions & F. I. C. A.	2,700.00
Employee Fringe Benefits	
Other Statutory Expenditures	179.32
CETA And Other Public Employment Programs	
MUNICIPAL FUNCTIONS - TOTAL	157,310.62
CAPITAL IMPROVEMENTS *MEMO*	10,000.00
DEBT SERVICE	
Principal Payments	
Interest Payments	24,000.00
TYPE I SCHL DEBT *MEMO	24,000.00
DEFERRED CHARGES	5,000.00
SCHOOL, COUNTY, SPECIAL DISTRICT TAXES	339,882.05
RESERVE FOR UNCOLLECTED TAXES	23,898.46
EXPENDITURES TOTAL	550,091.13

REVENUES-REALIZED	
1980 Property Taxes Collected	327,392.49
1980 Payments in Lieu of Taxes	
Delinquent Tax & Lien Collections	18,505.72
Business Personalty Replacement Taxes	5,963.48
Taxes from Public Utilities	96,619.00
Other Miscellaneous Tax Revenues	
State Aid Revenues	4,381.92
Federal Aid Revenues	
State and Local Fiscal Assistance Act Utilized	8,068.06
Sale of Acquired Property	
Other Miscelloneous Revenues	27,828.47
Total	488,759.14
Prior Years Surplus Appropriated	86,700.00
REVENUES TOTAL	575,459.14
Reserve For Uncollected Taxes	23,898.46
CAPITAL OUTLAY TOTAL	68,523.00
Public Enterprises	
Recreation—Culture	
Public Works	68,523.00
Buildings and Grounds	
Library and Education	
Conservation	
All Other	

CAPITAL DEBT AUTHORIZED, DECEMBER 31, 1980

ISSUED AND UNISSUED	GROSS DEBT	NET DEBT
School	312,500	
Self-liquidating		
Other		
Total	312,500	

ISSUED AND OUTSTANDING	
School	
Self-Liquidating	
Other	
Total	
EQUALIZED VALUATION BASIS FOR NET DEBT COMPUTATION	18,673,286

REAL PROPERTY VALUATIONS

Code	Class	# of Parcels	% VAL'N	ASSESSED VALUATION
1	Vacant Land	217	13.38	1,035,050.00
2	Residential	298	78.10	6,042,100.00
3	Farm	26	3.16	244,000.00
4a	Commercial	14	5.34	413,400.00
4b	Industrial	1	.02	1,600.00
4c	Apartments			
Total		556		7,736,150.00

Land Area 8.10 Sq. Miles

Net Valuation Taxable-Municipal	7,859,189
Net Valuation Taxable-County	17,211,208
State Equalized Valuation	25,070,314
State Equalization Ratio	31.01

1980 PROPERTY TAX			
STATE EQUALIZED TAX RATE			
Local District School Taxes	.93		235,001.00
Regional & Consolidated School Tax			
School Taxes in Municipal Budget			
County Taxes	.40	*	101,717.75
County Library Taxes	.01		3,163.30
Local Municipal Purpose Taxes			
Veteron & Senior Citizen Taxes			9,700.00
Total Taxes for Rate Computation	1.34		349,582.05
Special District Taxes			
Bank Corp. Taxes			
Added and Omitted Taxes			10,099.90
Total Taxes Levied - ABSTRACT			349,981.95
Total Taxes Billed			350,402.79
1980 TAXES COLLECTED			327,392.49
1980 Taxes Cancelled, Aboted or Adjusted			3,619.88
Transfer to Tax Title Liens or Foreclosed			1,013.22
Balance Outstanding Dec. 31, 1980			18,377.20

PRIOR YEARS TAXES OUTSTANDING	
Balance January 1, 1980	17,428.31
Collected in 1980	17,346.71
Cancelled, Abated or Adjusted 1980	
Transfers to Tax Title Liens or Foreclosed	
Balance December 31, 1980	81.60
TAX TITLE LIENS OUTSTANDING	
Balance January 1, 1980	8,230.83
Transfer From Taxes	1,013.22
Redeemed in 1980	1,159.01
Cancelled, Abated or Adjusted (1980)	
Transfers to Foreclosed Property	
Balance December 31, 1980	8,085.04
PROPERTY ACQUIRED BY DEED OR FORECLOSURE	
Balance January 1, 1980	1,000.00
Transfers From Taxes or Liens	
Sale for Cash (1980)	
Cancelled, Abated or Adjusted (1980)	
Balance December 31, 1980	1,000.00

CURRENT FINANCES DECEMBER 31, 1980	
ASSETS	
Cash Dec. 31, 1980	175,238.53
Taxes Receivable	18,458.89
Tax Title Liens	8,085.04
Foreclosed Property	1,000.00
Emergencies & Other Deferred Charges	46,068.62
State and Federal Aid Receivable	
Other Receivables	277.64
Total	249,128.63
LIABILITIES, RESERVES, AND SURPLUS	
Cash Liabilities	157,039.71
Reserves for Receivables	27,821.48
Surplus Dec. 31, 1980	64,267.44
Total	249,128.63

1980 3000

* ABOVE DEBT SERVICE INCLUDES TYPE I SCHOOL DEBT

*Includes County Health Service Taxes or County Vocational School Taxes. See Table 13, pgs. 675, 676.

1109

Population 1970 12,315
Population 1980 12,035
S & P Rating
Moody Rating

General Tax Rate Per $100. 7.01
State Equalized Tax Rate 2.18

PRINCETON BOROUGH — MERCER COUNTY

Form of Government:
Borough Council
Number of Members on Governing Body 6

PER CAPITA		PER CENT	
Gross Debt	317.10	Gross Debt	1.43
Net Debt	171.56	Net Debt	.77
Debt Service	21.32	Tax Levy Collected	94.75
Total Tax Levy	594.44	Tax Levy Cancelled, Abated or Adjusted	.42
Municipal Expenditures	367.95		

EXPENDITURES	
GENERAL GOVERNMENT	
Governing Body & Public Boards	10,301.50
Municipal Clerk	
Financial Administration	7,200.00
Assessment of Taxes	9,529.00
Collection of Taxes	41,711.00
Planning, Housing & Development	45,251.96
Human Resources	56,124.50
Elections	3,450.00
General Administration (other)	430,494.00
JUDICIARY	
Municipal Courts	82,455.00
PUBLIC SAFETY	
Fire Protection	75,100.00
Police Protection	748,756.17
Civil Defense & Disaster Control	490.00
Environmental Inspection & Control	33,471.19
Other Public Safety	
PUBLIC WORKS	
Streets and Drainage	328,484.00
Sewers and Sewage Processing	912,971.14
Garbage and Trash Disposal	256,035.00
Public Buildings and Grounds	107,042.00
Other Public Works	2,250.00
HEALTH and WELFARE	
Health Services Except Environmental	109,033.00
Welfare Public Assistance	16,153.00
Hospitals, Clinics, First Aid	
Animal, Insect, & Rodent Control	
Other Welfare Services	
RECREATION and CONSERVATION	
Beaches and Boardwalks	
Parks, Playgrounds, Shade Trees	33,531.56
Land Reclamation & Conservation	446.25
Other Recreational Services	120,230.06
EDUCATION (excluding schools)	
Libraries	182,142.76
Other Educational Services	11,125.00
STATUTORY EXPENDITURES	
Pensions & F. I. C. A.	274,952.84
Employee Fringe Benefits	
Other Statutory Expenditures	6,900.00
CETA And Other Public Employment Programs	
MUNICIPAL FUNCTIONS TOTAL	3,906,030.93
CAPITAL IMPROVEMENTS *MEMO*	106,400.00
DEBT SERVICE	
Principal Payments	195,000.00
Interest Payments	61,547.25
DEFERRED CHARGES	2,510.42
SCHOOL, COUNTY, SPECIAL DISTRICT TAXES	5,567,293.21
RESERVE FOR UNCOLLECTED TAXES	263,165.00
EXPENDITURES TOTAL	9,995,546.81

REVENUES-REALIZED		
1980 Property Taxes Collected		6,723,507.82
1980 Payments in Lieu of Taxes		27,807.48
Delinquent Tax & Lien Collections		252,207.52
Business Personalty Replacement Taxes		190,926.32
Taxes from Public Utilities		514,518.00
Other Miscellaneous Tax Revenues		
State Aid Revenues		105,519.78
Federal Aid Revenues		
State and Local Fiscal Assistance Act Utilized		52,392.00
Sale of Acquired Property		
Other Miscellaneous Revenues		2,131,849.50
	Total	9,998,728.82
Prior Years Surplus Appropriated		110,000.00
REVENUES	TOTAL	10,108,728.82
Reserve For Uncollected Taxes		263,165.00
CAPITAL OUTLAY	TOTAL	383,539.62
Public Enterprises		
Recreation—Culture		22,551.70
Public Works		356,333.97
Buildings and Grounds		2,136.77
Library and Education		2,517.18
Conservation		
All Other		

CAPITAL DEBT AUTHORIZED, DECEMBER 31, 1980

ISSUED AND UNISSUED	GROSS DEBT	NET DEBT
School	1,751,581	
Self-liquidating		
Other	2,064,719	2,064,719
Total	3,816,301	2,064,719

ISSUED AND OUTSTANDING	
School	1,751,581.38
Self-Liquidating	
Other	1,625,521.00
Total	3,377,102.38
EQUALIZED VALUATION BASIS FOR NET DEBT COMPUTATION	267,438,897

REAL PROPERTY VALUATIONS

Code	Class	# of Parcels	% VAL'N	ASSESSED VALUATION
1	Vacant Land	144	2.24	2,200,700.00
2	Residential	1775	65.23	64,039,800.00
3	Farm			
4a	Commercial	182	27.27	26,774,175.00
4b	Industrial			
4c	Apartments	39	5.26	5,167,300.00
Total		2140		98,181,975.00

Land Area 1.76 Sq. Miles

Net Valuation Taxable-Municipal	100,524,975
Net Valuation Taxable-County	270,770,121
State Equalized Valuation	318,105,604
State Equalization Ratio	31.10

1980 PROPERTY TAX RATE EQUALIZED TAX RATE →		
Local District School Taxes		
Regional & Consolidated School Tax	.95	3,059,822.58
School Taxes in Municipal Budget		
County Taxes	.78	2,507,470.63
County Library Taxes		
Local Municipal Purpose Taxes	.46	1,479,113.00
Veteran & Senior Citizen Taxes		33,810.00
Total Taxes for Rate Computation	2.19	7,080,216.21
Special District Taxes		
Bank Carp. Taxes		61,400.36
Added and Omitted Taxes		46,289.30
Total Taxes Levied - ABSTRACT		7,154,105.87
Total Taxes Billed		7,096,170.72
1980 TAXES COLLECTED		6,723,507.82
1980 Taxes Cancelled, Abated or Adjusted		29,540.14
Transfer to Tax Title Liens or Foreclosed		11,155.19
Balance Outstanding Dec. 31, 1980		331,927.57
PRIOR YEARS TAXES OUTSTANDING		
Balance January 1, 1980		232,670.84
Collected in 1980		223,379.04
Cancelled, Abated or Adjusted 1980		
Transfers to Tax Title Liens or Foreclosed		9,291.80
Balance December 31, 1980		
TAX TITLE LIENS OUTSTANDING		
Balance January 1, 1980		12,964.90
Transfer From Taxes		22,519.99
Redeemed in 1980		28,828.88
Cancelled, Abated or Adjusted (1980)		
Transfers to Foreclosed Property		2,385.36
Balance December 31, 1980		4,270.65
PROPERTY ACQUIRED BY DEED OR FORECLOSURE		
Balance January 1, 1980		7,614.64
Transfers From Taxes or Liens		2,385.36
Sale for Cash (1980)		
Cancelled, Abated or Adjusted (1980)		
Balance December 31, 1980		10,000.00

CURRENT FINANCES DECEMBER 31, 1980 ASSETS	
Cash Dec. 31, 1980	595,137.64
Taxes Receivable	331,927.57
Tax Title Liens	4,270.65
Foreclosed Property	10,000.00
Emergencies & Other Deferred Charges	
State and Federal Aid Receivable	
Other Receivables	30,351.43
Total	971,687.29
LIABILITIES, RESERVES, AND SURPLUS	
Cash Liabilities	321,450.30
Reserves for Receivables	376,549.65
Surplus Dec. 31, 1980	273,687.34
Total	971,687.29

1110

Population 1970 13,695
Population 1980 13,683
S & P Rating
Moody Rating AA-1

General Tax Rate Per $100. 4.39
State Equalized Tax Rate 2.17

PRINCETON TOWNSHIP — MERCER COUNTY

Form of Government:
Township Committee
Number of Members on Governing Body 5

PER CAPITA:		PER CENT:	
Gross Debt	500.27	Gross Debt	1.37
Net Debt	261.77	Net Debt	.72
Debt Service	26.41	Tax Levy Collected	95.88
Total Tax Levy	917.70	Tax Levy Cancelled, Abated or Adjusted	.02
Municipal Expenditures	400.52		

EXPENDITURES	
GENERAL GOVERNMENT	
Governing Body & Public Boards	20,039.00
Municipal Clerk	
Financial Administration	50,209.38
Assessment of Taxes	20,325.00
Collection of Taxes	51,095.74
Planning, Housing & Development	141,288.00
Human Resources	227,743.07
Elections	4,176.82
General Administration (other)	675,129.29
JUDICIARY	
Municipal Courts	19,480.00
PUBLIC SAFETY	
Fire Protection	82,081.80
Police Protection	797,381.92
Civil Defense & Disaster Control	245.00
Environmental Inspection & Control	54,381.00
Other Public Safety	
PUBLIC WORKS	
Streets and Drainage	373,008.00
Sewers and Sewage Processing	859,627.40
Garbage and Trash Disposal	99,500.00
Public Buildings and Grounds	88,548.36
Other Public Works	
HEALTH and WELFARE	
Health Services Except Environmental	80,038.00
Welfare-Public Assistance	24,759.00
Hospitals, Clinics, First Aid	800.00
Animal, Insect, & Rodent Control	4,295.00
Other Welfare Services	
RECREATION and CONSERVATION	
Beaches and Boardwalks	
Parks, Playgrounds, Shade Trees	2,565.00
Land Reclamation & Conservation	875.00
Other Recreational Services	283,428.00
EDUCATION (excluding schools)	
Libraries	359,033.10
Other Educational Services	563.00
STATUTORY EXPENDITURES	
Pensions & F. I. C. A.	191,404.68
Employee Fringe Benefits	
Other Statutory Expenditures	6,385.00
CETA And Other Public Employment Programs	
MUNICIPAL FUNCTIONS TOTAL	4,518,405.56
CAPITAL IMPROVEMENTS *MEMO*	38,925.00
DEBT SERVICE	
Principal Payments	222,202.13
Interest Payments	139,198.46
DEFERRED CHARGES	31,400.00
SCHOOL, COUNTY, SPECIAL DISTRICT TAXES	10,688,004.63
RESERVE FOR UNCOLLECTED TAXES	569,045.00
EXPENDITURES TOTAL	16,168,255.78

REVENUES-REALIZED		
1980 Property Taxes Collected		12,035,900.26
1980 Payments in Lieu of Taxes		1,480.31
Delinquent Tax & Lien Collections		538,586.70
Business Personalty Replacement Taxes		142,512.64
Taxes from Public Utilities		720,100.00
Other Miscellaneous Tax Revenues		
State Aid Revenues		241,968.46
Federal Aid Revenues		
State and Local Fiscal Assistance Act Utilized		55,560.00
Sale of Acquired Property		
Other Miscellaneous Revenues		1,563,704.20
	Total	15,299,812.57
Prior Years Surplus Appropriated		550,000.00
REVENUES	TOTAL	15,849,812.57
Reserve For Uncollected Taxes		569,045.00
CAPITAL OUTLAY	TOTAL	858,038.98
Public Enterprises		
Recreation—Culture		151,024.49
Public Works		241,509.94
Buildings and Grounds		459,708.48
Library and Education		5,796.07
Conservation		
All Other		

CAPITAL DEBT AUTHORIZED, DECEMBER 31, 1980

ISSUED AND UNISSUED	GROSS DEBT	NET DEBT
School	3,263,418	
Self-liquidating		
Other	3,581,811	3,581,811
Total	6,845,229	3,581,811
ISSUED AND OUTSTANDING		
School		3,263,418.62
Self-Liquidating		
Other		2,739,062.87
Total		6,002,481.49
EQUALIZED VALUATION BASIS FOR NET DEBT COMPUTATION		498,271,634

REAL PROPERTY VALUATIONS

Code	Class	# of Parcels	% VAL'N	ASSESSED VALUATION
1	Vacant Land	448	4.42	12,428,300.00
2	Residential	3405	79.55	223,440,400.00
3	Farm	68	3.64	10,211,300.00
4a	Commercial	82	4.68	13,141,600.00
4b	Industrial	2	.64	1,786,400.00
4c	Apartments	8	7.08	19,877,400.00
Total		4013		280,885,400.00

Land Area 16.25 Sq. Miles

Net Valuation Taxable-Municipal	282,491,240
Net Valuation Taxable-County	510,075,677
State Equalized Valuation	567,924,577
State Equalization Ratio	49.60

1980 PROPERTY TAX		
STATE EQUALIZED TAX RATE →		
Local District School Taxes		
Regional & Consolidated School Tax	1.04	5,933,335.92
School Taxes in Municipal Budget		
County Taxes	.83	4,714,868.71
County Library Taxes		
Local Municipal Purpose Taxes	.31	1,751,000.00
Veteran & Senior Citizen Taxes		55,550.00
Total Taxes for Rate Computation	2.18	12,454,754.63
Special District Taxes		39,800.00
Bank Corp. Taxes		8,409.99
Added and Omitted Taxes		109,461.05
Total Taxes Levied - ABSTRACT		12,556,875.67
Total Taxes Billed		12,552,434.00
1980 TAXES COLLECTED		12,035,900.26
1980 Taxes Cancelled, Abated or Adjusted		2,876.57
Transfer to Tax Title Liens or Foreclosed		12,036.22
Balance Outstanding Dec. 31, 1980		501,620.95
PRIOR YEARS TAXES OUTSTANDING		
Balance January 1, 1980		709,251.50
Collected in 1980		526,272.44
Cancelled, Abated or Adjusted 1980		6,577.41
Transfers to Tax Title Liens or Foreclosed		81.72
Balance December 31, 1980		173,319.73
TAX TITLE LIENS OUTSTANDING		
Balance January 1, 1980		46,435.13
Transfer From Taxes		12,134.39
Redeemed in 1980		12,314.26
Cancelled, Abated or Adjusted (1980)		
Transfers to Foreclosed Property		
Balance December 31, 1980		46,255.26
PROPERTY ACQUIRED BY DEED OR FORECLOSURE		
Balance January 1, 1980		
Transfers From Taxes or Liens		
Sale for Cash (1980)		
Cancelled, Abated or Adjusted (1980)		
Balance December 31, 1980		

CURRENT FINANCES DECEMBER 31, 1980	
ASSETS	
Cash Dec. 31, 1980	1,241,660.59
Taxes Receivable	674,540.58
Tax Title Liens	46,255.26
Foreclosed Property	
Emergencies & Other Deferred Charges	260,900.00
State and Federal Aid Receivable	
Other Receivables	37,269.51
Total	2,261,126.04
LIABILITIES, RESERVES, AND SURPLUS	
Cash Liabilities	688,731.04
Reserves for Receivables	759,465.45
Surplus Dec. 31, 1980	813,829.55
Total	2,261,026.04

1610

Population 1970 5,180
Population 1980 5,142
S & P Rating
Moody Rating

General Tax Rate Per $100. 4.70
State Equalized Tax Rate 2.37

PROSPECT PARK BOROUGH — PASSAIC CO.

Form of Government:
Borough Council
Number of Members on Governing Body 6

PER CAPITA:		PER CENT:	
Gross Debt	211.40	Gross Debt	1.95
Net Debt	114.16	Net Debt	1.05
Debt Service	11.93	Tax Levy Collected	99.45
Total Tax Levy	296.99	Tax Levy Cancelled, Abated or Adjusted	
Municipal Expenditures	140.02		

EXPENDITURES	
GENERAL GOVERNMENT	
Governing Body & Public Boards	
Municipal Clerk	
Financial Administration	5,100.00
Assessment of Taxes	4,800.00
Collection of Taxes	8,800.00
Planning, Housing & Development	600.00
Human Resources	200.00
Elections	4,000.00
General Administration (other)	67,570.46
JUDICIARY	
Municipal Courts	18,400.00
PUBLIC SAFETY	
Fire Protection	22,452.39
Police Protection	212,419.38
Civil Defense & Disaster Control	600.00
Environmental Inspection & Control	15,867.84
Other Public Safety	
PUBLIC WORKS	
Streets and Drainage	77,313.00
Sewers and Sewage Processing	28,100.00
Garbage and Trash Disposal	55,026.88
Public Buildings and Grounds	10,000.00
Other Public Works	
HEALTH and WELFARE	
Health Services Except Environmental	14,500.00
Welfare-Public Assistance	2,550.00
Hospitals, Clinics, First Aid	
Animol, Insect, & Rodent Control	
Other Welfare Services	
RECREATION and CONSERVATION	
Beaches and Boardwalks	
Parks, Playgrounds, Shade Trees	
Land Reclamation & Conservation	
Other Recreational Services	1,508.77
EDUCATION (excluding schools)	
Libraries	
Other Educational Services	
STATUTORY EXPENDITURES	
Pensions & F. I. C. A.	35,848.30
Employee Fringe Benefits	11,000.00
Other Statutory Expenditures	1,732.16
CETA And Other Public Employment Programs	22,000.00
MUNICIPAL FUNCTIONS TOTAL	620,389.18
CAPITAL IMPROVEMENTS *MEMO*	8,000.00
DEBT SERVICE	
Principal Payments	26,000.00
Interest Payments	35,344.05
DEFERRED CHARGES	15,000.00
SCHOOL, COUNTY, SPECIAL DISTRICT TAXES	1,247,236.59
RESERVE FOR UNCOLLECTED TAXES	23,237.62
EXPENDITURES TOTAL	1,967,207.44

REVENUES REALIZED	
1980 Property Taxes Collected	1,478,930.88
1980 Payments in Lieu of Taxes	
Delinquent Tax & Lien Collections	10,857.44
Business Personalty Replacement Taxes	52,735.96
Taxes from Public Utilities	113,586.00
Other Miscellaneous Tax Revenues	
State Aid Revenues	45,542.50
Federal Aid Revenues	300.35
State and Local Fiscal Assistance Act Utilized	34,362.95
Sale of Acquired Property	
Other Miscellaneous Revenues	80,771.11
Total	1,817,487.19
Prior Years Surplus Appropriated	130,000.00
REVENUES TOTAL	1,947,487.19
Reserve For Uncollected Taxes	23,237.62
CAPITAL OUTLAY TOTAL	114,414.52
Public Enterprises	
Recreation—Culture	
Public Works	62,670.39
Buildings and Grounds	51,744.13
Library and Education	
Conservation	
All Other	

CAPITAL DEBT AUTHORIZED, DECEMBER 31, 1980

ISSUED AND UNISSUED	GROSS DEBT	NET DEBT
School	500,040	
Self-liquidating		
Other	587,000	587,000
Total	1,087,040	587,000

ISSUED AND OUTSTANDING	
School	500,040.14
Self-Liquidating	
Other	587,000.00
Total	1,087,040.14
EQUALIZED VALUATION BASIS FOR NET DEBT COMPUTATION	55,808,740

REAL PROPERTY VALUATIONS

Code	Class	# of Parcels	% VAL'N	ASSESSED VALUATION
1	Vacant Land	28	1.03	323,700.00
2	Residential	1063	83.80	26,264,000.00
3	Farm			
4a	Commercial	75	13.16	4,125,500.00
4b	Industrial	3	1.87	587,500.00
4c	Apartments	1	.13	41,400.00
Total		1170		31,342,100.00

Land Area	.45 Sq. Miles
Net Valuation Taxable-Municipal	31,645,200
Net Valuation Taxable-County	56,090,586
State Equalized Valuation	62,207,307
State Equalization Ratio	50.63

1980 PROPERTY TAX		
STATE EQUALIZED TAX RATE		
Local District School Taxes	.82	509,855.00
Regional & Consolidated School Tax	.60	373,632.99
School Taxes in Municipal Budget		
County Taxes	.58	363,748.60
County Library Taxes		
Local Municipal Purpose Taxes	.38	236,599.83
Veteran & Senior Citizen Taxes		45,050.00
Total Taxes for Rate Computation	2.38	1,531,926.42
Special District Taxes		
Bank Corp. Taxes		40,264.94
Added and Omitted Taxes		
Total Taxes Levied - ABSTRACT		1,527,101.36
Total Taxes Billed		1,487,042.40
1980 TAXES COLLECTED		1,478,930.88
1980 Taxes Cancelled, Abated or Adjusted		
Transfer to Tax Title Liens or Foreclosed		1,076.30
Balance Outstanding Dec. 31, 1980		7,035.22
PRIOR YEARS TAXES OUTSTANDING		
Balance January 1, 1980		11,613.12
Collected in 1980		10,799.18
Cancelled, Abated or Adjusted 1980		
Transfers to Tax Title Liens or Foreclosed		812.60
Balance December 31, 1980		.34
TAX TITLE LIENS OUTSTANDING		
Balance January 1, 1980		742.53
Transfer From Taxes		2,150.84
Redeemed in 1980		157.26
Cancelled, Abated or Adjusted (1980)		
Transfers to Foreclosed Property		
Balance December 31, 1980		2,736.11
PROPERTY ACQUIRED BY DEED OR FORECLOSURE		
Balance January 1, 1980		250.00
Transfers From Taxes or Liens		
Sale for Cash (1980)		
Cancelled, Abated or Adjusted (1980)		
Balance December 31, 1980		250.00

CURRENT FINANCES DECEMBER 31, 1980 ASSETS	
Cash Dec. 31, 1980	226,637.88
Taxes Receivable	7,035.56
Tax Title Liens	2,736.11
Foreclosed Property	250.00
Emergencies & Other Deferred Charges	
State and Federal Aid Receivable	
Other Receivables	6,469.38
Total	243,128.93
LIABILITIES, RESERVES, AND SURPLUS	
Cash Liabilities	92,165.43
Reserves for Receivables	16,491.05
Surplus Dec. 31, 1980	134,472.45
Total	243,128.93

1980, 3000

1711

Population 1970 2,575
Population 1980 2,667
S & P Rating
Moody Rating

General Tax Rate Per $100. 2.82
State Equalized Tax Rate 2.09

QUINTON TOWNSHIP — SALEM COUNTY

Form of Government:
Township Committee

Number of Members on Governing Body 3

PER CAPITA:		PER CENT:	
Gross Debt	360.58	Gross Debt	3.22
Net Debt	25.09	Net Debt	.22
Debt Service		Tax Levy Collected	78.21
Total Tax Levy	277.51	Tax Levy Cancelled, Abated or Adjusted	.03
Municipal Expenditures	163.10		

EXPENDITURES	
GENERAL GOVERNMENT	
Governing Body & Public Boards	
Municipal Clerk	
Financial Administration	13,600.00
Assessment of Taxes	4,500.00
Collection of Taxes	10,300.00
Planning, Housing & Development	4,350.00
Human Resources	
Elections	
General Administration (other)	31,734.00
JUDICIARY	
Municipal Courts	5,900.00
PUBLIC SAFETY	
Fire Protection	14,550.00
Police Protection	5,640.00
Civil Defense & Disaster Control	4,400.00
Environmental Inspection & Control	3,920.00
Other Public Safety	
PUBLIC WORKS	
Streets and Drainage	103,317.00
Sewers and Sewage Processing	
Garbage and Trash Disposal	7,300.00
Public Buildings and Grounds	36,500.00
Other Public Works	
HEALTH and WELFARE	
Health Services Except Environmental	1,140.00
Welfare-Public Assistance	2,752.00
Hospitals, Clinics, First Aid	1,500.00
Animal, Insect, & Rodent Control	2,800.00
Other Welfare Services	
RECREATION and CONSERVATION	
Beaches and Boardwalks	
Parks, Playgrounds, Shade Trees	
Land Reclamation & Conservation	
Other Recreational Services	3,000.00
EDUCATION (excluding schools)	
Libraries	
Other Educational Services	20,000.00
STATUTORY EXPENDITURES	
Pensions & F. I. C. A.	3,800.00
Employee Fringe Benefits	6,000.00
Other Statutory Expenditures	450.00
CETA And Other Public Employment Programs	
MUNICIPAL FUNCTIONS TOTAL	287,493.00
CAPITAL IMPROVEMENTS *MEMO*	
DEBT SERVICE	
Principal Payments	
Interest Payments	
DEFERRED CHARGES	4,147.51
SCHOOL, COUNTY, SPECIAL DISTRICT TAXES	791,052.11
RESERVE FOR UNCOLLECTED TAXES	179,241.47
EXPENDITURES TOTAL	1,261,934.09

REVENUES-REALIZED	
1980 Property Taxes Collected	649,756.01
1980 Payments in Lieu of Taxes	
Delinquent Tax & Lien Collections	96,771.90
Business Personalty Replacement Taxes	30,753.80
Taxes from Public Utilities	152,646.00
Other Miscellaneous Tax Revenues	
State Aid Revenues	18,066.99
Federal Aid Revenues	
State and Local Fiscal Assistance Act Utilized	22,663.00
Sale of Acquired Property	
Other Miscellaneous Revenues	92,439.57
Total	1,063,097.27
Prior Years Surplus Appropriated	115,786.41
REVENUES TOTAL	1,178,883.68
Reserve For Uncollected Taxes	179,241.47
CAPITAL OUTLAY TOTAL	66,083.78
Public Enterprises	
Recreation—Culture	
Public Works	58,241.50
Buildings and Grounds	7,842.28
Library and Education	
Conservation	
All Other	

CAPITAL DEBT AUTHORIZED, DECEMBER 31, 1980

ISSUED AND UNISSUED	GROSS DEBT	NET DEBT
School	981,000	12,440
Self-liquidating		
Other	60,000	60,000
Total	1,041,000	72,440

ISSUED AND OUTSTANDING	
School	981,000.00
Self-Liquidating	
Other	60,000.00
Total	1,041,000.00
EQUALIZED VALUATION BASIS FOR NET DEBT COMPUTATION	32,285,323

REAL PROPERTY VALUATIONS

Code	Class	# of Parcels	% VAL'N	ASSESSED VALUATION
1	Vacant Land	560	8.25	2,116,000.00
2	Residential	729	65.47	16,801,700.00
3	Farm	299	14.38	3,691,200.00
4a	Commercial	54	11.90	3,054,700.00
4b	Industrial			
4c	Apartments			
Total		1642		25,663,600.00

Land Area 24.35 Sq. Miles

Net Valuation Taxable-Municipal	28,327,348
Net Valuation Taxable-County	38,169,913
State Equalized Valuation	37,157,834
State Equalization Ratio	74.40

1980 PROPERTY TAX		
STATE EQUALIZED TAX RATE →	1.23	
Local District School Taxes		468,513.00
Regional & Consolidated School Tax		
School Taxes in Municipal Budget		
County Taxes	.85	322,539.11
County Library Taxes		
Local Municipal Purpose Taxes	.01	5,665.46
Veteran & Senior Citizen Taxes		26,660.00
Total Taxes for Rate Computation	2.09	823,377.57
Special District Taxes		
Bank Corp. Taxes		573.79
Added and Omitted Taxes		3,872.56
Total Taxes Levied - ABSTRACT		801,163.92
Total Taxes Billed		829,684.47
1980 TAXES COLLECTED		649,756.01
1980 Taxes Cancelled, Abated or Adjusted		210.00
Transfer to Tax Title Liens or Foreclosed		
Balance Outstanding Dec. 31, 1980		179,718.46

PRIOR YEARS TAXES OUTSTANDING	
Balance January 1, 1980	102,478.22
Collected in 1980	89,466.20
Cancelled, Abated or Adjusted 1980	
Transfers to Tax Title Liens or Foreclosed	
Balance December 31, 1980	13,012.12
TAX TITLE LIENS OUTSTANDING	
Balance January 1, 1980	204,947.12
Transfer From Taxes	
Redeemed in 1980	7,305.70
Cancelled, Abated or Adjusted (1980)	
Transfers to Foreclosed Property	
Balance December 31, 1980	197,641.42
PROPERTY ACQUIRED BY DEED OR FORECLOSURE	
Balance January 1, 1980	30,144.54
Transfers From Taxes or Liens	
Sale for Cash (1980)	
Cancelled, Abated or Adjusted (1980)	
Balance December 31, 1980	30,144.54

CURRENT FINANCES DECEMBER 31, 1980 ASSETS	
Cash Dec. 31, 1980	708,212.64
Taxes Receivable	192,730.58
Tax Title Liens	197,641.42
Foreclosed Property	30,144.54
Emergencies & Other Deferred Charges	1,500.00
State and Federal Aid Receivable	
Other Receivables	779.35
Total	1,131,008.53
LIABILITIES, RESERVES, AND SURPLUS	
Cash Liabilities	142,505.38
Reserves for Receivables	421,295.89
Surplus Dec. 31, 1980	567,207.26
Total	1,131,008.53

1980 3000

RAHWAY CITY — UNION COUNTY

Form of Government:
Mayor-Council Plan F (OMCL50)
Number of Members on Governing Body 9

2013
Population 1970 29,140
Population 1980 26,723
S & P Rating A+
Moody Rating A-1

General Tax Rate Per $100. 4.30
State Equalized Tax Rate* 3.14

PER CAPITA		PER CENT:	
Gross Debt	358.38	Gross Debt	2.17
Net Debt	217.44	Net Debt	1.31
Debt Service	18.37	Tax Levy Collected	97.29
Total Tax Levy	574.11	Tax Levy Cancelled, Abated or Adjusted	.11
Municipal Expenditures	332.99		

EXPENDITURES	
GENERAL GOVERNMENT	
Governing Body & Public Boards	38,257.00
Municipal Clerk	71,174.00
Financial Administration	129,705.00
Assessment of Taxes	67,509.00
Collection of Taxes	
Planning, Housing & Development	23,007.00
Human Resources	7,478.00
Elections	
General Administration (other)	580,461.00
JUDICIARY	
Municipal Courts	82,196.00
PUBLIC SAFETY	
Fire Protection	1,534,719.00
Police Protection	1,801,246.00
Civil Defense & Disaster Control	6,448.00
Environmental Inspection & Control	16,363.00
Other Public Safety	600.00
PUBLIC WORKS	
Streets and Drainage	248,650.00
Sewers and Sewage Processing	552,764.29
Garbage and Trash Disposal	369,122.29
Public Buildings and Grounds	
Other Public Works	831,458.36
HEALTH and WELFARE	
Health Services Except Environmental	193,600.00
Welfare-Public Assistance	15,000.00
Hospitals, Clinics, First Aid	4,500.00
Animal, Insect, & Rodent Control	8,786.00
Other Welfare Services	2,000.00
RECREATION and CONSERVATION	
Beaches and Boardwalks	
Parks, Playgrounds, Shade Trees	
Land Reclamation & Conservation	
Other Recreational Services	132,721.00
EDUCATION (excluding schools)	
Libraries	199,608.00
Other Educational Services	
STATUTORY EXPENDITURES	
Pensions & F. I. C. A.	656,995.26
Employee Fringe Benefits	186,867.00
Other Statutory Expenditures	18,000.00
CETA And Other Public Employment Programs	189,817.27
MUNICIPAL FUNCTIONS TOTAL	7,969,052.47
CAPITAL IMPROVEMENTS *MEMO*	20,301.73
DEBT SERVICE	
Principal Payments	258,000.00
Interest Payments	232,838.96
TYPE I SCHL DEBT *MEMO	76,426.50
DEFERRED CHARGES	3,200.00
SCHOOL, COUNTY, SPECIAL DISTRICT TAXES	10,280,725.44
RESERVE FOR UNCOLLECTED TAXES	435,379.61
EXPENDITURES TOTAL	19,179,196.48

REVENUES-REALIZED		
1980 Property Taxes Collected		14,927,498.76
1980 Payments in Lieu of Taxes		176,777.08
Delinquent Tax & Lien Collections		274,442.89
Business Personalty Replacement Taxes		832,773.64
Taxes from Public Utilities		1,115,041.00
Other Miscellaneous Tax Revenues		
State Aid Revenues		442,001.31
Federal Aid Revenues		160,680.07
State and Local Fiscal Assistance Act Utilized		334,849.73
Sale of Acquired Property		15,000.00
Other Miscellaneous Revenues		607,160.10
	Total	18,886,224.58
Prior Years Surplus Appropriated		300,000.00
REVENUES	TOTAL	19,186,224.58
Reserve For Uncollected Taxes		435,379.61
CAPITAL OUTLAY	TOTAL	2,916,429.77
Public Enterprises		422,782.67
Recreation—Culture		62,672.93
Public Works		240,255.04
Buildings and Grounds		2,190,719.13
Library and Education		
Conservation		
All Other		

CAPITAL DEBT AUTHORIZED, DECEMBER 31, 1980

ISSUED AND UNISSUED	GROSS DEBT	NET DEBT
School	1,432,000	
Self-liquidating	2,683,960	350,114
Other	5,461,055	5,460,609
Total	9,577,016	5,810,723

ISSUED AND OUTSTANDING	
School	252,000.00
Self-Liquidating	2,446,000.00
Other	5,071,950.00
Total	7,769,950.00
EQUALIZED VALUATION BASIS FOR NET DEBT COMPUTATION	441,952,351

REAL PROPERTY VALUATIONS

Code	Class	# of Parcels	% VAL'N	ASSESSED VALUATION
1	Vacant Land	615	1.85	6,403,700.00
2	Residential	6893	63.97	221,231,500.00
3	Farm			
4a	Commercial	418	10.52	36,367,700.00
4b	Industrial	139	19.87	68,707,700.00
4c	Apartments	66	3.80	13,140,100.00
Total		8131		345,850,700.00

Land Area 4.00 Sq. Miles

Net Valuation Taxable-Municipal	355,711,600
Net Valuation Taxable-County	483,900,013
State Equalized Valuation	483,416,805
State Equalization Ratio	73.17

1980 PROPERTY TAX		
STATE EQUALIZED TAX RATE →		
Local District School Taxes	1.61	7,831,583.00
Regional & Consolidated School Tax		
School Taxes in Municipal Budget	.01	67,480.50
County Taxes	.49	2,381,661.94
County Library Taxes		
Local Municipal Purpose Taxes	1.03	5,006,486.41
Veteran & Senior Citizen Taxes		257,250.00
Total Taxes for Rate Computation	3.14	15,544,461.85
Special District Taxes		
Bank Corp. Taxes		10,158.39
Added and Omitted Taxes		44,560.90
Total Taxes Levied - ABSTRACT		15,341,971.14
Total Taxes Billed		15,345,285.64
1980 TAXES COLLECTED		14,927,498.76
1980 Taxes Cancelled, Abated or Adjusted		17,210.66
Transfer to Tax Title Liens or Foreclosed		38,984.54
Balance Outstanding Dec. 31, 1980		361,591.68
PRIOR YEARS TAXES OUTSTANDING		
Balance January 1, 1980		358,399.74
Collected in 1980		269,931.25
Cancelled, Abated or Adjusted 1980		603.62
Transfers to Tax Title Liens or Foreclosed		15,969.97
Balance December 31, 1980		71,895.00
TAX TITLE LIENS OUTSTANDING		
Balance January 1, 1980		96,898.74
Transfer From Taxes		56,430.91
Redeemed in 1980		4,511.64
Cancelled, Abated or Adjusted (1980)		
Transfers to Foreclosed Property		
Balance December 31, 1980		148,818.01
PROPERTY ACQUIRED BY DEED OR FORECLOSURE		
Balance January 1, 1980		61,975.00
Transfers From Taxes or Liens		
Sale for Cash (1980)		15,000.00
Cancelled, Abated or Adjusted (1980)		19,200.00
Balance December 31, 1980		27,775.00
CURRENT FINANCES DECEMBER 31, 1980		
ASSETS		
Cash Dec. 31, 1980		554,515.10
Taxes Receivable		433,486.68
Tax Title Liens		148,818.01
Foreclosed Property		27,775.00
Emergencies & Other Deferred Charges		12,800.00
State and Federal Aid Receivable		28,255.11
Other Receivables		52,245.28
Total		1,257,895.18
LIABILITIES, RESERVES, AND SURPLUS		
Cash Liabilities		296,550.12
Reserves for Receivables		641,926.97
Surplus Dec. 31, 1980		319,418.09
Total		1,257,895.18

1980/3000

* ABOVE DEBT SERVICE INCLUDES TYPE I SCHOOL DEBT

0248

Population 1970 12,605
Population 1980 12,899
S & P Rating
Moody Rating A-1

General Tax Rate Per $100. 2.88
State Equalized Tax Rate 2.31

RAMSEY BOROUGH — BERGEN COUNTY

Form of Government:
Borough Council

Number of Members on Governing Body 6

PER CAPITA:		PER CENT:	
Gross Debt	1,200.22	Gross Debt	4.06
Net Debt	887.68	Net Debt	3.00
Debt Service	22.20	Tax Levy Collected	97.34
Total Tax Levy	817.91	Tax Levy Cancelled, Abated or Adjusted	.21
Municipal Expenditures	297.51		

EXPENDITURES	
GENERAL GOVERNMENT	
Governing Body & Public Boards	
Municipal Clerk	
Financial Administration	
Assessment of Taxes	30,416.00
Collection of Taxes	35,192.00
Planning, Housing & Development	6,890.00
Human Resources	10,705.00
Elections	
General Administration (other)	451,510.00
JUDICIARY	
Municipal Courts	34,015.00
PUBLIC SAFETY	
Fire Protection	55,999.00
Police Protection	832,197.00
Civil Defense & Disaster Control	8,038.00
Environmental Inspection & Control	35,533.00
Other Public Safety	
PUBLIC WORKS	
Streets and Drainage	385,106.00
Sewers and Sewage Processing	364,757.00
Garbage and Trash Disposal	268,389.00
Public Buildings and Grounds	100,192.00
Other Public Works	
HEALTH and WELFARE	
Health Services Except Environmental	69,884.00
Welfare-Public Assistance	11,292.00
Hospitals, Clinics, First Aid	
Animal, Insect, & Rodent Control	
Other Welfare Services	
RECREATION and CONSERVATION	
Beaches and Boardwalks	
Parks, Playgrounds, Shade Trees	11,985.00
Land Reclamation & Conservation	1,340.00
Other Recreational Services	36,350.00
EDUCATION (excluding schools)	
Libraries	141,750.00
Other Educational Services	
STATUTORY EXPENDITURES	
Pensions & F. I. C. A.	185,687.67
Employee Fringe Benefits	62,258.00
Other Statutory Expenditures	5,531.00
CETA And Other Public Employment Programs	
MUNICIPAL FUNCTIONS TOTAL	3,145,016.67
CAPITAL IMPROVEMENTS *MEMO*	30,000.00
DEBT SERVICE	
Principal Payments	220,000.00
Interest Payments	66,298.68
DEFERRED CHARGES	123,578.26
SCHOOL, COUNTY, SPECIAL DISTRICT TAXES	8,519,656.98
RESERVE FOR UNCOLLECTED TAXES	282,719.02
EXPENDITURES TOTAL	12,357,269.61

REVENUES-REALIZED		
1980 Property Taxes Collected		10,274,626.27
1980 Payments in Lieu of Taxes		
Delinquent Tax & Lien Collections		174,534.26
Business Personalty Replacement Taxes		232,051.52
Taxes from Public Utilities		815,493.00
Other Miscellaneous Tax Revenues		
State Aid Revenues		99,341.89
Federal Aid Revenues		
State and Local Fiscal Assistance Act Utilized		106,821.00
Sale of Acquired Property		
Other Miscellaneous Revenues		371,526.68
	Total	12,074,394.62
Prior Years Surplus Appropriated		328,980.00
REVENUES	TOTAL	12,403,374.62
Reserve For Uncollected Taxes		282,719.02
CAPITAL OUTLAY	TOTAL	3,482,885.93
Public Enterprises		578,153.24
Recreation—Culture		
Public Works		2,552,720.38
Buildings and Grounds		352,012.31
Library and Education		
Conservation		
All Other		

CAPITAL DEBT AUTHORIZED, DECEMBER 31, 1980

ISSUED AND UNISSUED	GROSS DEBT	NET DEBT
School	2,948,000	
Self-liquidating	1,082,000	
Other	11,451,693	11,450,148
Total	15,481,693	11,450,148

ISSUED AND OUTSTANDING	
School	2,748,000.00
Self-Liquidating	880,000.00
Other	10,673,900.00
Total	14,301,900.00
EQUALIZED VALUATION BASIS FOR NET DEBT COMPUTATION	381,449,140

REAL PROPERTY VALUATIONS

Code	Class	# of Parcels	% VAL'N	ASSESSED VALUATION
1	Vacant Land	212	3.40	12,108,900.00
2	Residential	3513	70.57	250,983,400.00
3	Farm	10	.06	224,800.00
4a	Commercial	177	16.31	58,013,300.00
4b	Industrial	19	6.68	23,752,700.00
4c	Apartments	9	2.97	10,580,000.00
Total		3940		355,663,100.00

Land Area	5.90 Sq. Miles
Net Valuation Taxable-Municipal	360,939,387
Net Valuation Taxable-County	407,325,734
State Equalized Valuation	447,595,371
State Equalization Ratio	80.41

1980 PROPERTY TAX		
STATE EQUALIZED TAX RATE		
Local District School Taxes	1.57	7,039,973.00
Regional & Consolidated School Tax		
School Taxes in Municipal Budget		
County Taxes	.33	1,479,683.98
County Library Taxes		
Local Municipal Purpose Taxes	.41	1,853,339.60
Veteran & Senior Citizen Taxes		69,820.00
Total Taxes for Rate Computation	2.31	10,442,816.58
Special District Taxes		
Bank Corp. Taxes		16,459.54
Added and Omitted Taxes		160,701.15
Total Taxes Levied - ABSTRACT		10,550,157.27
Total Taxes Billed		10,555,755.50
1980 TAXES COLLECTED		10,274,626.27
1980 Taxes Cancelled, Abated or Adjusted		32,854.55
Transfer to Tax Title Liens or Foreclosed		2,430.72
Balance Outstanding Dec. 31, 1980		245,843.96
PRIOR YEARS TAXES OUTSTANDING		
Balance January 1, 1980		176,873.66
Collected in 1980		174,534.26
Cancelled, Abated or Adjusted 1980		
Transfers to Tax Title Liens or Foreclosed		1,005.84
Balance December 31, 1980		1,333.56
TAX TITLE LIENS OUTSTANDING		
Balance January 1, 1980		7,795.08
Transfer From Taxes		3,548.51
Redeemed in 1980		
Cancelled, Abated or Adjusted (1980)		
Transfers to Foreclosed Property		
Balance December 31, 1980		11,343.59
PROPERTY ACQUIRED BY DEED OR FORECLOSURE		
Balance January 1, 1980		28,100.00
Transfers Fram Taxes or Liens		
Sale for Cash (1980)		
Cancelled. Abated ar Adjusted (1980)		
Balance December 31, 1980		28,100.00

CURRENT FINANCES DECEMBER 31, 1980	
ASSETS	
Cash Dec. 31, 1980	765,113.77
Taxes Receivable	247,177.52
Tax Title Liens	11,343.59
Foreclosed Property	28,100.00
Emergencies & Other Deferred Charges	155,700.00
State and Federal Aid Receivable	
Other Receivables	59,795.03
Total	1,267,229.91
LIABILITIES, RESERVES, AND SURPLUS	
Cash Liabilities	395,153.32
Reserves for Receivables	346,416.14
Surplus Dec. 31, 1980	525,660.45
Total	1,267,229.91

1980 3000

1432

Population 1970	13,435
Population 1980	17,828
S & P Rating	A+
Moody Rating	A-1

General Tax Rate Per $100. 4.48

State Equalized Tax Rate 2.77

RANDOLPH TOWNSHIP – MORRIS COUNTY

Form of Government:
Council-Manager Plan E (OMCL50)
Number of Members on Governing Body 7

PER CAPITA:		PER CENT:	
Gross Debt	823.39	Gross Debt	3.81
Net Debt	280.45	Net Debt	1.30
Debt Service	28.39	Tax Levy Collected	97.12
Total Tax Levy	694.79	Tax Levy Cancelled, Abated or Adjusted	.11
Municipal Expenditures	278.82		

EXPENDITURES		REVENUES-REALIZED	
GENERAL GOVERNMENT			
Governing Body & Public Boards			
Municipal Clerk		1980 Property Taxes Collected	12,037,952.19
Financial Administration	144,115.00	1980 Payments in Lieu of Taxes	
Assessment of Taxes	156,155.00	Delinquent Tax & Lien Collections	345,547.54
Collection of Taxes	5,000.00	Business Personalty Replacement Taxes	197,440.44
Planning, Housing & Development	76,193.00	Taxes from Public Utilities	637,371.00
Human Resources	20,759.00	Other Miscellaneous Tax Revenues	
Elections	5,600.00	State Aid Revenues	144,806.12
General Administration (other)	673,674.00	Federal Aid Revenues	62,194.74
JUDICIARY		State and Local Fiscal Assistance Act Utilized	178,582.67
Municipal Courts	45,028.00	Sale of Acquired Property	
PUBLIC SAFETY		Other Miscellaneous Revenues	557,401.77
Fire Protection	111,294.00	Total	14,161,296.47
Police Protection	958,205.00	Prior Years Surplus Appropriated	510,000.00
Civil Defense & Disaster Control	2,300.00	REVENUES TOTAL	14,671,296.47
Environmental Inspection & Control	89,712.00	Reserve For Uncollected Taxes	498,856.00
Other Public Safety		CAPITAL OUTLAY TOTAL	1,212,525.00
PUBLIC WORKS			
Streets and Drainage	541,684.00	Public Enterprises	
Sewers and Sewage Processing		Recreation—Culture	55,768.85
Garbage and Trash Disposal	159,500.00	Public Works	1,122,563.76
Public Buildings and Grounds	172,503.00	Buildings and Grounds	29,522.00
Other Public Works	21,282.00	Library and Education	4,770.39
HEALTH and WELFARE		Conservation	
Health Services Except Environmental	95,280.00	All Other	
Welfare-Public Assistance	21,610.00		
Hospitals, Clinics, First Aid	1,500.00		
Animal, Insect, & Rodent Control	15,387.00		
Other Welfare Services			
RECREATION and CONSERVATION			
Beaches and Boardwalks			
Parks, Playgrounds, Shade Trees	40,240.00		
Land Reclamation & Conservation	1,795.00		
Other Recreational Services	172,690.00		
EDUCATION (excluding schools)			
Libraries	95,000.00		
Other Educational Services			
STATUTORY EXPENDITURES			
Pensions & F. I. C. A.	200,615.00		
Employee Fringe Benefits			
Other Statutory Expenditures	8,255.00		
CETA And Other Public Employment Programs	51,988.00		
MUNICIPAL FUNCTIONS TOTAL	3,887,764.00		
CAPITAL IMPROVEMENTS *MEMO*	18,088.00		
DEBT SERVICE			
Principal Payments	318,627.00		
Interest Payments	187,551.02		
DEFERRED CHARGES	78,000.00		
SCHOOL, COUNTY, SPECIAL DISTRICT TAXES	9,958,861.38		
RESERVE FOR UNCOLLECTED TAXES	498,856.00		
EXPENDITURES TOTAL	14,929,659.40		

CAPITAL DEBT AUTHORIZED, DECEMBER 31, 1980

ISSUED AND UNISSUED	GROSS DEBT	NET DEBT
School	9,679,440	
Self-liquidating		
Other	4,999,894	4,999,894
Total	14,679,334	4,999,894

ISSUED AND OUTSTANDING	
School	7,850,000.00
Self-Liquidating	
Other	4,999,513.00
Total	12,849,513.00
EQUALIZED VALUATION BASIS FOR NET DEBT COMPUTATION	385,505,678

REAL PROPERTY VALUATIONS

Code	Class	# of Parcels	% VAL'N	ASSESSED VALUATION
1	Vacant Land	791	8.47	22,903,400.00
2	Residential	4072	68.36	184,872,457.00
3	Farm	72	.55	1,485,449.00
4a	Commercial	131	8.78	23,739,700.00
4b	Industrial	24	5.76	15,590,600.00
4c	Apartments	7	8.08	21,863,630.00
Total		5097		270,455,236.00

Land Area 20.88 Sq. Miles

Net Valuation Taxable-Municipal	273,274,912
Net Valuation Taxable-County	487,347,153
State Equalized Valuation	440,032,324
State Equalization Ratio	61.86

1980 PROPERTY TAX		
STATE EQUALIZED TAX RATE →		
Local District School Taxes	1.84	8,126,970.25
Regional & Consolidated School Tax		
School Taxes in Municipal Budget		
County Taxes	.40	1,760,195.49
County Library Taxes	.02	71,695.44
Local Municipal Purpose Taxes	.51	2,267,197.75
Veteran & Senior Citizen Taxes		71,090.00
Total Taxes for Rate Computation	2.77	12,297,139.13
Special District Taxes		
Bank Corp. Taxes		8,172.55
Added and Omitted Taxes		152,523.49
Total Taxes Levied - ABSTRACT		12,386,755.16
Total Taxes Billed		12,395,239.53
1980 TAXES COLLECTED		12,037,952.19
1980 Taxes Cancelled, Abated or Adjusted		13,344.07
Transfer to Tax Title Liens or Foreclosed		1,639.68
Balance Outstanding Dec. 31, 1980		341,303.59
PRIOR YEARS TAXES OUTSTANDING		
Balance January 1, 1980		330,122.79
Collected in 1980		319,471.68
Cancelled, Abated or Adjusted 1980		
Transfers to Tax Title Liens or Foreclosed		1,756.11
Balance December 31, 1980		8,895.00
TAX TITLE LIENS OUTSTANDING		
Balance January 1, 1980		25,550.35
Transfer From Taxes		3,600.87
Redeemed in 1980		26,075.86
Cancelled, Abated or Adjusted (1980)		
Transfers to Foreclosed Property		191.69
Balance December 31, 1980		2,883.67
PROPERTY ACQUIRED BY DEED OR FORECLOSURE		
Balance January 1, 1980		419,213.99
Transfers From Taxes or Liens		191.69
Sale for Cash (1980)		9,805.68
Cancelled, Abated or Adjusted (1980)		
Balance December 31, 1980		409,600.00
CURRENT FINANCES DECEMBER 31, 1980		
ASSETS		
Cash Dec. 31, 1980		737,611.36
Taxes Receivable		350,198.59
Tax Title Liens		2,883.67
Foreclosed Property		409,600.00
Emergencies & Other Deferred Charges		194,400.00
State and Federal Aid Receivable		2,530.98
Other Receivables		28,711.85
Total		1,725,936.45
LIABILITIES, RESERVES, AND SURPLUS		
Cash Liabilities		425,331.80
Reserves for Receivables		791,394.11
Surplus Dec. 31, 1980		509,210.54
Total		1,725,936.45

1980-3000

1816

Population 1970	6,710		
Population 1980	6,128	General Tax Rate Per $100.	2.81
S & P Rating		State Equalized Tax Rate	2.43
Moody Rating	A		

RARITAN BOROUGH — SOMERSET COUNTY

Form of Government:
Borough Council
Number of Members on Governing Body 6

PER CAPITA:		PER CENT:	
Gross Debt	566.60	Gross Debt	2.54
Net Debt	388.15	Net Debt	1.74
Debt Service	36.87	Tax Levy Collected	97.12
Total Tax Levy	671.99	Tax Levy Cancelled, Abated or Adjusted	.01
Municipal Expenditures	317.67		

EXPENDITURES		REVENUES-REALIZED	
GENERAL GOVERNMENT			
Governing Body & Public Boards			
Municipal Clerk		1980 Property Taxes Collected	4,010,057.28
Financial Administration	3,745.78	1980 Payments in Lieu of Taxes	
Assessment of Taxes	9,400.00	Delinquent Tax & Lien Collections	90,491.34
Collection of Taxes	12,887.91	Business Personalty Replacement Taxes	248,033.60
Planning, Housing & Development	6,245.00	Taxes from Public Utilities	278,255.00
Human Resources		Other Miscellaneous Tax Revenues	
Elections	1,200.00	State Aid Revenues	59,172.05
General Administration (other)	244,685.16	Federal Aid Revenues	8,871.16
JUDICIARY		State and Local Fiscal Assistance Act Utilized	78,856.23
Municipal Courts	15,269.92	Sale of Acquired Property	150,000.00
PUBLIC SAFETY		Other Miscellaneous Revenues	184,980.56
Fire Protection	35,057.50	Total	5,108,717.22
Police Protection	384,537.10	Prior Years Surplus Appropriated	150,000.00
Civil Defense & Disaster Control		REVENUES TOTAL	5,258,717.22
Environmental Inspection & Control	9,600.79	Reserve For Uncollected Taxes	148,972.93
Other Public Safety		CAPITAL OUTLAY TOTAL	617,896.01
PUBLIC WORKS			
Streets and Drainage	157,200.80	Public Enterprises	
Sewers and Sewage Processing	226,516.67	Recreation—Culture	13,585.67
Garbage and Trash Disposal	124,552.46	Public Works	109,162.93
Public Buildings and Grounds	52,784.57	Buildings and Grounds	495,147.41
Other Public Works	4,460.00	Library and Education	
HEALTH and WELFARE		Conservation	
Health Services Except Environmental	19,551.73	All Other	
Welfare-Public Assistance	10,250.00	CAPITAL DEBT AUTHORIZED, DECEMBER 31, 1980	
Hospitals, Clinics, First Aid		ISSUED AND UNISSUED — GROSS DEBT / NET DEBT	
Animal, Insect, & Rodent Control	1,559.50	School	1,093,567
Other Welfare Services		Self-liquidating	
RECREATION and CONSERVATION		Other	2,378,569 / 2,378,569
Beaches and Boardwalks		Total	3,472,137 / 2,378,569
Parks, Playgrounds, Shade Trees	24,995.00		
Land Reclamation & Conservation	85.00	ISSUED AND OUTSTANDING	
Other Recreational Services	3,861.75	School	1,093,567.81
EDUCATION (excluding schools)		Self-Liquidating	
Libraries	44,773.24	Other	2,322,824.00
Other Educational Services		Total	3,416,391.81
STATUTORY EXPENDITURES		EQUALIZED VALUATION BASIS	
Pensions & F. I. C. A.	94,906.32	FOR NET DEBT COMPUTATION	136,955,870
Employee Fringe Benefits	25,248.84	REAL PROPERTY VALUATIONS	
Other Statutory Expenditures	3,700.00		
CETA And Other Public Employment Programs	18,947.00		
MUNICIPAL FUNCTIONS TOTAL	1,535,922.04		
CAPITAL IMPROVEMENTS *MEMO*	10,000.00		
DEBT SERVICE			
Principal Payments	103,676.00		
Interest Payments	122,236.32		
DEFERRED CHARGES	35,880.00		
SCHOOL, COUNTY, SPECIAL DISTRICT TAXES	3,238,408.82		
RESERVE FOR UNCOLLECTED TAXES	148,972.93		
EXPENDITURES TOTAL	5,185,096.11		

Code	Class	# of Parcels	% VAL'N	ASSESSED VALUATION
1	Vacant Land	129	1.77	2,504,170.00
2	Residential	1546	53.21	75,252,137.00
3	Farm	1	.02	31,100.00
4a	Commercial	124	15.12	21,387,300.00
4b	Industrial	13	29.78	42,116,200.00
4c	Apartments	1	.10	137,300.00
Total		1814		141,428,207.00

Land Area	2.00 Sq. Miles
Net Valuation Taxable-Municipal	142,969,409
Net Valuation Taxable-County	149,165,456
State Equalized Valuation	164,601,834
State Equalization Ratio	86.82

1980 PROPERTY TAX		
STATE EQUALIZED TAX RATE →		
Local District School Taxes		
Regional & Consolidated School Tax	1.52	2,508,469.53
School Taxes in Municipal Budget		
County Taxes	.44	729,939.29
County Library Taxes		
Local Municipal Purpose Taxes	.47	766,611.64
Veteran & Senior Citizen Taxes		73,130.00
Total Taxes for Rate Computation	2.43	4,078,150.46
Special District Taxes		
Bank Corp. Taxes		1,295.93
Added and Omitted Taxes		111,651.16
Total Taxes Levied - ABSTRACT		4,117,967.55
Total Taxes Billed		4,129,091.73
1980 TAXES COLLECTED		4,010,057.28
1980 Taxes Cancelled, Abated or Adjusted		407.12
Transfer to Tax Title Liens or Foreclosed		1,933.28
Balance Outstanding Dec. 31, 1980		116,694.05
PRIOR YEARS TAXES OUTSTANDING		
Balance January 1, 1980		88,234.41
Collected in 1980		86,925.29
Cancelled, Abated or Adjusted 1980		
Transfers to Tax Title Liens or Foreclosed		871.00
Balance December 31, 1980		438.12
TAX TITLE LIENS OUTSTANDING		
Balance January 1, 1980		4,248.85
Transfer From Taxes		2,804.28
Redeemed in 1980		3,566.05
Cancelled, Abated or Adjusted (1980)		
Transfers to Foreclosed Property		
Balance December 31, 1980		3,487.08
PROPERTY ACQUIRED BY DEED OR FORECLOSURE		
Balance January 1, 1980		6,305.00
Transfers From Taxes or Liens		
Sale for Cash (1980)		
Cancelled, Abated or Adjusted (1980)		
Balance December 31, 1980		6,305.00
CURRENT FINANCES DECEMBER 31, 1980		
ASSETS		
Cash Dec. 31, 1980		710,824.34
Taxes Receivable		117,132.17
Tax Title Liens		3,487.08
Foreclosed Property		6,305.00
Emergencies & Other Deferred Charges		50,178.27
State and Federal Aid Receivable		
Other Receivables		38,469.93
Total		926,395.79
LIABILITIES, RESERVES, AND SURPLUS		
Cash Liabilities		252,111.97
Reserves for Receivables		165,393.18
Surplus Dec. 31, 1980		508,890.64
Total		926,395.79

1980 3000

1021

Populotion 1970 6,985
Populotion 1980 8,292
S & P Roting
Moody Roting

Generol Tax Rote Per $100. 2.86
Stote Equolized Tox Rote 2.33

RARITAN TOWNSHIP — HUNTERDON COUNTY

Form of Government:
Township Committee
Number of Members on Governing Body 5

PER CAPITA:		PER CENT:	
Gross Debt	534.57	Gross Debt	1.76
Net Debt	384.69	Net Debt	1.26
Debt Service	31.38	Tox Levy Collected	95.01
Total Tox Levy	805.74	Tox Levy Concelled, Aboted or Adjusted	.12
Municipol Expenditures	285.14		

EXPENDITURES		REVENUES-REALIZED	
GENERAL GOVERNMENT			
Governing Body & Public Boords			
Municipol Clerk		1980 Property Toxes Collected	6,340,192.69
Finonciol Administration	21,839.00	1980 Payments in Lieu of Taxes	
Assessment of Toxes	36,750.00	Delinquent Tax & Lien Collections	292,504.44
Collection of Toxes	27,630.00	Business Personolty Replocement Taxes	318,030.64
Planning, Housing & Development	86,950.00	Toxes from Public Utilities	588,311.00
Humon Resources		Other Miscellaneous Tax Revenues	
Elections	2,055.00	State Aid Revenues	52,950.62
Generol Administration (other)	262,122.36	Federal Aid Revenues	
JUDICIARY		Stote ond Locol Fiscol Assistance Act Utilized	77,397.59
Municipol Courts	23,200.00	Sole of Acquired Property	
PUBLIC SAFETY		Other Miscelloneous Revenues	282,100.53
Fire Protection	46,600.00	Total	7,951,487.51
Police Protection	491,528.71	Prior Yeors Surplus Appropriated	100,000.00
Civil Defense & Disoster Control	1,050.00	REVENUES TOTAL	8,051,487.51
Environmentol Inspection & Control	44,950.00	Reserve For Uncollected Taxes	328,072.27
Other Public Sofety		CAPITAL OUTLAY TOTAL	1,805,230.31
PUBLIC WORKS			
Streets ond Droinage	389,971.00	Public Enterprises	
Sewers ond Sewoge Processing		Recreotion—Culture	
Gorboge and Trosh Disposol		Public Works	1,775,242.22
Public Buildings and Grounds	46,350.00	Buildings ond Grounds	29,988.09
Other Public Works	4,500.00	Librory and Education	
HEALTH and WELFARE		Conservotion	
Health Services Except Environmental	2,250.00	All Other	
Welfare-Public Assistonce	18,625.00	CAPITAL DEBT AUTHORIZED, DECEMBER 31, 1980	
Hospitals, Clinics, First Aid		ISSUED AND UNISSUED — GROSS DEBT — NET DEBT	
Animal, Insect, & Rodent Control		School — 1,242,809	
Other Welfare Services		Self-liquidoting	
RECREATION and CONSERVATION		Other — 3,189,840 — 3,189,840	
Beoches ond Boardwalks		Totol — 4,432,649 — 3,189,840	
Porks, Playgrounds, Shade Trees	15,991.00		
Lond Reclamation & Conservation	150.00	ISSUED AND OUTSTANDING	
Other Recreotional Services		School	1,242,809.57
EDUCATION (excluding schools)		Self-Liquidating	
Libraries		Other	3,038,750.00
Other Educotionol Services		Total	4,281,559.57
STATUTORY EXPENDITURES		EQUALIZED VALUATION BASIS	
Pensions & F. I. C. A.	92,022.42	FOR NET DEBT COMPUTATION	252,340,202
Employee Fringe Benefits	33,000.00	REAL PROPERTY VALUATIONS	
Other Statutory Expenditures	4,000.00	Code Class # of Parcels % VAL'N ASSESSED VALUATION	
CETA And Other Public Employment Progroms		1 Vocant Land 434 5.87 13,301,100.00	
MUNICIPAL FUNCTIONS TOTAL	1,651,534.49	2 Residentiol 2145 55.36 125,418,200.00	
CAPITAL IMPROVEMENTS *MEMO*	35,000.00	3 Form 530 6.89 15,619,800.00	
DEBT SERVICE		4o Commerciol 149 15.70 35,564,900.00	
Principol Payments	200,000.00	4b Industrial 22 16.18 36,661,100.00	
Interest Payments	60,233.57	4c Aportments	
		Totol 3280 226,565,100.00	
DEFERRED CHARGES	124,555.21	Land Areo 38.60 Sq. Miles	
SCHOOL, COUNTY, SPECIAL DISTRICT TAXES	5,635,073.04	Net Valuotion Taxoble-Municipol	230,342,400
RESERVE FOR UNCOLLECTED TAXES	328,072.27	Net Voluation Taxable-County	274,887,021
EXPENDITURES TOTAL	7,999,468.58	Stote Equalized Valuation	281,839,905
		Stote Equalization Ratio	81.48

1980 PROPERTY TAX		
STATE EQUALIZED TAX RATE →		
Local District School Taxes		
Regionol & Consolidated School Tax	1.57	4,441,182.40
School Taxes in Municipol Budget		
County Taxes	.40	1,128,266.34
County Library Taxes	.02	65,624.20
Local Municipol Purpose Toxes	.33	942,723.27
Veteran & Senior Citizen Toxes		53,400.00
Total Taxes for Rote Computotion	2.32	6,631,196.31
Special District Taxes		
Bonk Corp. Taxes		17,688.05
Added ond Omitted Taxes		85,713.96
Totol Toxes Levied - ABSTRACT		6,681,198.36
Totol Taxes Billed		6,673,506.60
1980 TAXES COLLECTED		6,340,192.69
1980 Taxes Cancelled, Abated or Adjusted		7,856.42
Transfer to Tax Title Liens or Foreclosed		10,401.79
Balance Outstanding Dec. 31, 1980		315,055.70
PRIOR YEARS TAXES OUTSTANDING		
Balonce Jonuory 1, 1980		296,396.14
Collected in 1980		289,790.94
Concelled, Aboted or Adjusted 1980		
Tronsfers to Tox Title Liens or Foreclosed		2,853.74
Bolonce December 31, 1980		3,751.46
TAX TITLE LIENS OUTSTANDING		
Bolonce January 1, 1980		15,863.78
Tronsfer From Toxes		13,619.04
Redeemed in 1980		2,713.50
Concelled, Abated or Adjusted (1980)		
Tronsfers to Foreclosed Property		
Balance December 31, 1980		26,769.32
PROPERTY ACQUIRED BY DEED OR FORECLOSURE		
Balonce January 1, 1980		
Transfers From Taxes or Liens		
Sale for Cash (1980)		
Concelled, Abated or Adjusted (1980)		
Balance December 31, 1980		
CURRENT FINANCES DECEMBER 31, 1980		
ASSETS		
Cosh Dec. 31, 1980		755,934.68
Taxes Receivable		318,807.16
Tax Title Liens		26,769.32
Foreclosed Property		
Emergencies & Other Deferred Charges		79,664.49
State ond Federal Aid Receivable		16,547.74
Other Receivables		5,014.03
Total		1,246,737.42
LIABILITIES, RESERVES, AND SURPLUS		
Cosh Liabilities		221,385.30
Reserves for Receivobles		350,590.51
Surplus Dec. 31, 1980		674,761.61
Total		1,246,737.42

1980 3000

1022

Papulation 1970 7,745
Population 1980 10,855
S & P Rating
Moody Rating

General Tax Rate Per $100. 3.61
State Equalized Tax Rate 1.79

READINGTON TOWNSHIP — HUNTERDON CO.

Form of Government:
Township Committee
Number of Members on Governing Body 5

PER CAPITA:		PER CENT:	
Gross Debt	201.52	Grass Debt	.82
Net Debt	92.77	Net Debt	.38
Debt Service	5.83	Tax Levy Collected	93.94
Total Tax Levy	554.35	Tax Levy Cancelled, Abated or Adjusted	.01
Municipal Expenditures	199.22		

EXPENDITURES	
GENERAL GOVERNMENT	
Gaverning Body & Public Baards	
Municipal Clerk	
Financial Administratian	14,000.00
Assessment of Taxes	23,433.00
Collectian of Taxes	34,795.00
Planning, Hausing & Develapment	16,620.00
Human Resources	
Electians	1,950.00
General Administratian (ather)	254,822.56
JUDICIARY	
Municipal Courts	21,240.00
PUBLIC SAFETY	
Fire Protectian	64,000.00
Police Protection	425,150.00
Civil Defense & Disaster Cantrol	200.00
Enviranmental Inspection & Cantral	79,100.00
Other Public Safety	
PUBLIC WORKS	
Streets and Drainage	456,000.00
Sewers and Sewage Pracessing	13,000.00
Garbage and Trash Disposal	7,000.00
Public Buildings and Grounds	99,390.43
Other Public Works	
HEALTH and WELFARE	
Health Services Except Environmental	13,100.00
Welfare-Public Assistance	8,179.00
Hospitals, Clinics, First Aid	
Animal, Insect, & Rodent Control	
Other Welfare Services	
RECREATION and CONSERVATION	
Beaches and Baardwalks	
Parks, Playgrounds, Shade Trees	34,520.00
Land Reclamatian & Canservation	1,000.00
Other Recreational Services	1,500.00
EDUCATION (excluding schools)	
Libraries	
Other Educatianal Services	
STATUTORY EXPENDITURES	
Pensions & F. I. C. A.	101,000.00
Employee Fringe Benefits	45,000.00
Other Statutory Expenditures	4,000.00
CETA And Other Public Emplayment Pragrams	
MUNICIPAL FUNCTIONS TOTAL	1,729,039.99
CAPITAL IMPROVEMENTS *MEMO*	
DEBT SERVICE	
Principal Payments	
Interest Payments	63,328.77
DEFERRED CHARGES	54,299.85
SCHOOL, COUNTY, SPECIAL DISTRICT TAXES	5,544,728.25
RESERVE FOR UNCOLLECTED TAXES	315,825.85
EXPENDITURES TOTAL	7,707,222.71

REVENUES-REALIZED		
1980 Property Taxes Collected		5,649,527.15
1980 Payments in Lieu af Taxes		
Delinquent Tax & Lien Collectians		260,890.61
Business Personalty Replacement Taxes		109,471.92
Taxes from Public Utilities		574,374.00
Other Miscellaneaus Tax Revenues		
State Aid Revenues		55,616.68
Federal Aid Revenues		
State and Local Fiscal Assistance Act Utilized		74,263.43
Sale af Acquired Praperty		5,445.00
Other Miscellaneaus Revenues		340,043.00
	Tatal	7,069,631.79
Prior Years Surplus Appropriated		558,000.00
REVENUES	TOTAL	7,627,631.79
Reserve For Uncollected Taxes		315,825.85
CAPITAL OUTLAY	TOTAL	86,391.45
Public Enterprises		
Recreatian—Culture		
Public Warks		86,391.45
Buildings and Grounds		
Library and Educatian		
Canservatian		
All Other		

CAPITAL DEBT AUTHORIZED, DECEMBER 31, 1980

ISSUED AND UNISSUED	GROSS DEBT	NET DEBT
School	1,180,545	
Self-liquidating		
Other	1,007,000	1,007,000
Tatal	2,187,545	1,007,000

ISSUED AND OUTSTANDING	
School	1,180,545.06
Self-Liquidating	
Other	900,000.00
Tatal	2,080,545.06
EQUALIZED VALUATION BASIS FOR NET DEBT COMPUTATION	269,056,662

REAL PROPERTY VALUATIONS

Code	Class	# of Parcels	% VAL'N	ASSESSED VALUATION
1	Vacant Land	483	4.52	7,239,177.00
2	Residential	2716	72.26	115,686,720.00
3	Farm	728	10.92	17,484,216.00
4a	Commercial	167	10.67	17,089,486.00
4b	Industrial	7	1.62	2,591,100.00
4c	Apartments			
Total		4101		160,090,699.00

Land Area 47.65 Sq. Miles

Net Valuation Taxable-Municipal	162,391,932
Net Valuation Taxable-County	283,773,221
State Equalized Valuation	324,683,964
State Equalization Ratio	49.66

1980 PROPERTY TAX		
STATE EQUALIZED TAX RATE		
Local District School Taxes	.80	2,611,545.50
Regional & Consalidated School Tax	.52	1,698,943.42
Schaal Taxes in Municipal Budget		
County Taxes	.36	1,166,400.15
County Library Taxes	.02	67,839.18
Local Municipal Purpase Taxes	.10	314,783.50
Veteran & Senior Citizen Taxes		62,130.00
Total Taxes for Rate Computation	1.80	5,921,641.75
Special District Taxes		
Bank Carp. Taxes		6,210.08
Added and Omitted Taxes		151,717.07
Total Taxes Levied - ABSTRACT		6,017,438.90
Total Taxes Billed		6,014,074.12
1980 TAXES COLLECTED		5,649,527.15
1980 Taxes Cancelled, Abated or Adjusted		754.22
Transfer to Tax Title Liens ar Foreclased		24,750.20
Balance Outstanding Dec. 31, 1980		339,032.55
PRIOR YEARS TAXES OUTSTANDING		
Balance January 1, 1980		270,441.57
Collected in 1980		243,509.22
Cancelled, Abated ar Adjusted 1980		
Transfers to Tax Title Liens or Fareclosed		10,981.05
Balance December 31, 1980		15,951.59
TAX TITLE LIENS OUTSTANDING		
Balance January 1, 1980		34,691.68
Transfer From Taxes		37,476.34
Redeemed in 1980		17,381.28
Cancelled, Abated or Adjusted (1980)		
Transfers to Foreclosed Praperty		
Balance December 31, 1980		54,786.74
PROPERTY ACQUIRED BY DEED OR FORECLOSURE		
Balance January 1, 1980		25,950.00
Transfers From Taxes or Liens		
Sale for Cash (1980)		
Cancelled, Abated or Adjusted (1980)		
Balance December 31, 1980		25,950.00

CURRENT FINANCES DECEMBER 31, 1980 ASSETS	
Cash Dec. 31, 1980	1,494,634.93
Taxes Receivable	354,984.14
Tax Title Liens	54,786.74
Foreclased Property	25,950.00
Emergencies & Other Deferred Charges	70,200.00
State and Federal Aid Receivable	3,983.86
Other Receivables	12,845.06
Tatal	2,018,384.72
LIABILITIES, RESERVES, AND SURPLUS	
Cash Liabilities	1,020,825.23
Reserves for Receivables	444,236.32
Surplus Dec. 31, 1980	553,323.17
Tatal	2,018,384.72

1980 3000

1340

Populatian 1970 12,855
Papulatian 1980 12,031
S & P Rating
Maody Rating A-1

General Tax Rate Per $100. 4.10
State Equalized Tax Rate 3.28

RED BANK BOROUGH — MONMOUTH CO.

Form of Government:
Borough Council
Number of Members on Governing Body 6

PER CAPITA		PER CENT:	
Gross Debt	820.84	Gross Debt	5.29
Net Debt	153.91	Net Debt	.99
Debt Service	15.32	Tax Levy Collected	92.61
Tatal Tax Levy	586.09	Tax Levy Cancelled, Abated ar Adjusted	.75
Municipal Expenditures	355.78		

EXPENDITURES		REVENUES-REALIZED	
GENERAL GOVERNMENT			
Gaverning Body & Public Baards			
Municipal Clerk		1980 Praperty Taxes Callected	6,503,019.02
Financial Administration	68,070.00	1980 Payments in Lieu of Taxes	
Assessment of Taxes	28,591.00	Delinquent Tax & Lien Collections	367,642.70
Callection af Taxes	30,152.00	Business Personalty Replacement Taxes	327,193.32
Planning, Housing & Develapment	33,182.00	Taxes fram Public Utilities	932,658.00
Human Resaurces	15,570.00	Other Miscellaneous Tax Revenues	20,016.98
Electians	3,110.00	State Aid Revenues	107,109.48
General Administratian (other)	283,005.00	Federal Aid Revenues	252,038.12
JUDICIARY		State and Local Fiscal Assistance Act Utilized	150,311.00
Municipal Courts	44,140.00	Sale of Acquired Property	14,700.00
PUBLIC SAFETY		Other Miscellaneous Revenues	493,671.47
Fire Pratectian	94,650.00	Total	9,168,360.09
Palice Pratectian	1,069,745.00	Priar Years Surplus Appropriated	900,000.00
Civil Defense & Disaster Control	215.00	REVENUES TOTAL	10,068,360.09
Environmental Inspection & Control	81,096.00	Reserve Far Uncollected Taxes	665,901.79
Other Public Safety		CAPITAL OUTLAY TOTAL	241,245.73
PUBLIC WORKS			
Streets and Drainage	219,333.00	Public Enterprises	
Sewers and Sewage Processing		Recreatian—Culture	44,121.99
Garbage and Trash Dispasal	252,175.00	Public Works	118,450.39
Public Buildings and Graunds	59,712.00	Buildings and Grounds	78,673.35
Other Public Warks		Library and Education	
HEALTH and WELFARE		Conservatian	
Health Services Except Environmental	83,920.50	All Other	
Welfare-Public Assistance	55,314.00	CAPITAL DEBT AUTHORIZED, DECEMBER 31, 1980	
Haspitals, Clinics, First Aid		ISSUED AND UNISSUED — GROSS DEBT / NET DEBT	
Animal, Insect, & Radent Control		School 7,203,816	
Other Welfare Services		Self-liquidating 820,000	
RECREATION and CONSERVATION		Other 1,851,683 / 1,851,683	
Beaches and Boardwalks		Total 9,875,499 / 1,851,683	
Parks, Playgraunds, Shade Trees	81,973.00		
Land Reclamation & Conservation		ISSUED AND OUTSTANDING	
Other Recreatianal Services	1,500.00	School	7,203,816.18
EDUCATION (excluding schaals)		Self-Liquidating	820,000.00
Libraries	159,580.00	Other	1,568,000.00
Other Educational Services		Total	9,591,816.18
STATUTORY EXPENDITURES		EQUALIZED VALUATION BASIS FOR NET DEBT COMPUTATION	189,914,119
Pensians & F. I. C. A.	306,269.31	REAL PROPERTY VALUATIONS	
Emplayee Fringe Benefits	105,650.00		
Other Statutary Expenditures	10,000.00		
CETA And Other Public Employment Programs	250,000.00		
MUNICIPAL FUNCTIONS TOTAL	3,335,952.81		
CAPITAL IMPROVEMENTS *MEMO*			
DEBT SERVICE			
Principal Payments	86,400.00		
Interest Payments	97,973.76		
DEFERRED CHARGES	94,192.60		
SCHOOL, COUNTY, SPECIAL DISTRICT TAXES	5,871,770.05		
RESERVE FOR UNCOLLECTED TAXES	665,901.79		
EXPENDITURES TOTAL	10,152,191.01		

Code	Class	# of Parcels	% VAL'N	ASSESSED VALUATION
1	Vacant Land	162	1.12	1,820,300.00
2	Residential	2866	54.97	89,719,850.00
3	Farm			
4a	Commercial	377	26.10	42,607,100.00
4b	Industrial	75	3.16	5,153,200.00
4c	Apartments	32	14.66	23,924,100.00
Total		3512		163,224,550.00

Land Area 1.75 Sq. Miles

Net Valuation Taxable-Municipal	169,432,504
Net Valuation Taxable-County	209,379,348
State Equalized Valuation	210,268,489
State Equalization Ratio	80.04

1980 PROPERTY TAX		
STATE EQUALIZED TAX RATE		
Local District Schaal Taxes	1.32	2,790,744.00
Regional & Consalidated School Tax	.91	1,917,856.66
School Taxes in Municipal Budget		
Caunty Taxes	.55	1,163,169.39
County Library Taxes		
Local Municipal Purpase Taxes	.51	1,069,596.97
Veteran & Senior Citizen Taxes		76,200.00
Total Taxes for Rate Computatian	3.29	7,017,567.02
Special District Taxes		
Bank Corp. Taxes		29,705.61
Added and Omitted Taxes		80,216.32
Tatal Taxes Levied - ABSTRACT		7,051,288.95
Total Taxes Billed		7,021,583.34
1980 TAXES COLLECTED		6,503,019.02
1980 Taxes Cancelled, Abated or Adjusted		53,000.90
Transfer to Tax Title Liens ar Foreclosed		114,341.16
Balance Outstanding Dec. 31, 1980		351,222.26
PRIOR YEARS TAXES OUTSTANDING		
Balance January 1, 1980		394,861.89
Callected in 1980		288,165.27
Cancelled, Abated ar Adjusted 1980		38,218.79
Transfers ta Tax Title Liens or Fareclased		62,634.32
Balance December 31, 1980		5,843.51
TAX TITLE LIENS OUTSTANDING		
Balance January 1, 1980		240,086.19
Transfer Fram Taxes		184,897.10
Redeemed in 1980		79,477.43
Cancelled, Abated or Adjusted (1980)		216.75
Transfers ta Fareclased Praperty		
Balance December 31, 1980		345,289.11
PROPERTY ACQUIRED BY DEED OR FORECLOSURE		
Balance January 1, 1980		20,617.53
Transfers From Taxes or Liens		
Sale for Cash (1980)		217.53
Cancelled, Abated or Adjusted (1980)		
Balance December 31, 1980		20,400.00
CURRENT FINANCES DECEMBER 31, 1980		
ASSETS		
Cash Dec. 31, 1980		1,124,303.55
Taxes Receivable		357,065.77
Tax Title Liens		345,289.11
Foreclosed Property		20,400.00
Emergencies & Other Deferred Charges		121,920.00
State and Federal Aid Receivable		6,749.33
Other Receivables		9,618.13
Total		1,985,345.89
LIABILITIES, RESERVES, AND SURPLUS		
Cash Liabilities		158,626.44
Reserves for Receivables		732,373.01
Surplus Dec. 31, 1980		1,094,346.44
Total		1,985,345.89

1980 300

0249

Populotion 1970 11,325
Populotion 1980 10,294
S & P Roting
Moody Roting

Generol Tox Rote Per $100. .67
Stote Equolized Tox Rote .55

RIDGEFIELD BOROUGH — BERGEN COUNTY

Form of Government:
Borough Council
Number of Members on Governing Body 6

PER CAPITA:		PER CENT:	
Gross Debt	323.78	Gross Debt	1.05
Net Debt	282.92	Net Debt	.92
Debt Service		Tox Levy Collected	99.19
Total Tox Levy	183.13	Tox Levy Concelled, Aboted or Adjusted	
Municipol Expenditures	797.21		

EXPENDITURES	
GENERAL GOVERNMENT	
Governing Body & Public Boords	
Municipol Clerk	
Finonciol Administrotion	
Assessment of Toxes	7,500.00
Collection of Toxes	52,100.00
Plonning, Housing & Development	15,000.00
Human Resources	
Elections	
Generol Administrotion (other)	595,500.00
JUDICIARY	
Municipol Courts	47,400.00
PUBLIC SAFETY	
Fire Protection	177,000.00
Police Protection	926,840.00
Civil Defense & Disoster Control	6,138.00
Environmentol Inspection & Control	16,000.00
Other Public Sofety	
PUBLIC WORKS	
Streets ond Droinoge	647,965.00
Sewers ond Sewoge Processing	246,000.00
Gorboge ond Trosh Disposol	295,500.00
Public Buildings and Grounds	158,000.00
Other Public Works	70,000.00
HEALTH ond WELFARE	
Heolth Services Except Environmentol	53,550.00
Welfore-Public Assistonce	28,500.00
Hospitols, Clinics, First Aid	
Animol, Insect, & Rodent Control	
Other Welfore Services	8,000.00
RECREATION ond CONSERVATION	
Beoches ond Boordwolks	
Porks, Ploygrounds, Shode Trees	103,750.00
Lond Reclomotion & Conservotion	
Other Recreotionol Services	8,000.00
EDUCATION (excluding schools)	
Librories	120,000.00
Other Educotionol Services	3,541,550.50
STATUTORY EXPENDITURES	
Pensions & F. I. C. A.	255,616.48
Employee Fringe Benefits	
Other Stotutory Expenditures	11,000.00
CETA And Other Public Employment Progroms	155,537.55
MUNICIPAL FUNCTIONS TOTAL	7,546,487.53
CAPITAL IMPROVEMENTS *MEMO*	650,000.00
DEBT SERVICE	
Principal Payments	
Interest Payments	
DEFERRED CHARGES	512,000.00
SCHOOL, COUNTY, SPECIAL DISTRICT TAXES	1,855,774.90
RESERVE FOR UNCOLLECTED TAXES	148,000.00
EXPENDITURES TOTAL	10,062,262.43

REVENUES-REALIZED		
1980 Property Toxes Collected		1,878,331.83
1980 Poyments in Lieu of Toxes		
Delinquent Tox & Lien Collections		24,448.04
Business Personolty Replacement Toxes		218,105.80
Toxes from Public Utilities		6,638,016.00
Other Miscelloneous Tox Revenues		
Stote Aid Revenues		
Federol Aid Revenues		67,693.17
Stote and Locol Fiscol Assistance Act Utilized		315,295.00
Sole of Acquired Property		
Other Miscelloneous Revenues		588,612.31
Totol		9,730,502.15
Prior Years Surplus Appropriated		1,217,127.00
REVENUES TOTAL		10,947,629.15
Reserve For Uncollected Toxes		148,000.00
CAPITAL OUTLAY TOTAL		1,210,916.63
Public Enterprises		
Recreotion—Culture		885.00
Public Works		1,130,442.51
Buildings ond Grounds		79,589.12
Librory ond Educotion		
Conservotion		
All Other		

CAPITAL DEBT AUTHORIZED, DECEMBER 31, 1980

ISSUED AND UNISSUED	GROSS DEBT	NET DEBT
School	235,000	
Self-liquidoting	198,000	12,354
Other	2,900,000	2,900,000
Totol	3,333,000	2,912,354

ISSUED AND OUTSTANDING	
School	235,000.00
Self-Liquidating	198,000.00
Other	1,000,000.00
Total	1,433,000.00
EQUALIZED VALUATION BASIS FOR NET DEBT COMPUTATION	317,273,113

REAL PROPERTY VALUATIONS

Code	Closs	# of Porcels	% VALN	ASSESSED VALUATION
1	Vocont Lond	153	2.72	7,611,500.00
2	Residentiol	2345	56.42	157,745,075.00
3	Form			
4o	Commerciol	144	9.08	25,381,400.00
4b	Industriol	90	27.28	76,267,300.00
4c	Aportments	17	4.51	12,609,200.00
Total		2749		279,614,475.00

Land Area 2.60 Sq. Miles

Net Valuation Taxable-Municipal	280,917,941
Net Valuation Taxable-County	354,088,392
State Equalized Valuation	342,049,858
State Equalization Ratio	82.50

1980 PROPERTY TAX		
STATE EQUALIZED TAX RATE		
Locol District School Taxes	.17	566,000.00
Regionol & Consolidoted School Tox		
School Toxes in Municipol Budget		
County Toxes	.38	1,289,774.90
County Library Toxes		
Local Municipol Purpose Toxes		
Veteron & Seniar Citizen Toxes		95,960.00
Totol Toxes for Rote Computotion	.55	1,951,734.90
Speciol District Toxes		
Bonk Corp. Toxes		17,563.94
Added ond Omitted Toxes		11,753.54
Total Toxes Levied - ABSTRACT		1,885,092.38
Totol Toxes Billed		1,893,903.75
1980 TAXES COLLECTED		1,878,331.83
1980 Toxes Concelled, Aboted or Adjusted		
Transfer to Tox Title Liens or Foreclosed		
Bolonce Outstonding Dec. 31, 1980		15,571.92
PRIOR YEARS TAXES OUTSTANDING		
Bolonce Jonuory 1, 1980		33,090.23
Collected in 1980		24,448.04
Concelled, Aboted or Adjusted 1980		
Transfers to Tox Title Liens or Foreclosed		
Bolonce December 31, 1980		8,642.19
TAX TITLE LIENS OUTSTANDING		
Bolonce Jonuory 1, 1980		
Transfer From Toxes		
Redeemed in 1980		
Concelled, Aboted or Adjusted (1980)		
Transfers to Foreclosed Property		
Bolonce December 31, 1980		
PROPERTY ACQUIRED BY DEED OR FORECLOSURE		
Bolonce Jonuory 1, 1980		110,785.00
Transfers From Toxes or Liens		
Sole for Cash (1980)		
Concelled, Abated or Adjusted (1980)		
Balance December 31, 1980		110,785.00
CURRENT FINANCES DECEMBER 31, 1980		
ASSETS		
Cosh Dec. 31, 1980		3,311,092.56
Toxes Receivoble		24,214.11
Tox Title Liens		
Foreclosed Property		110,785.00
Emergencies & Other Deferred Chorges		38,016.48
Stote ond Federol Aid Receivoble		8,213.00
Other Receivobles		2,210.50
Totol		3,494,531.65
LIABILITIES, RESERVES, AND SURPLUS		
Cosh Liobilities		516,372.80
Reserves for Receivobles		137,209.61
Surplus Dec. 31, 1980		2,440,949.24
Total		3,494,531.65

1980 3000

0250

Population 1970 13,990
Population 1980 12,738
S & P Rating
Moody Rating A-1

General Tax Rate Per $100. 3.73
State Equalized Tax Rate 2.75

RIDGEFIELD PARK VILLAGE — BERGEN CO.

Form of Government:
Commission (1911)
Number of Members on Governing Body 5

PER CAPITA		PER CENT	
Gross Debt	187.09	Gross Debt	1.15
Net Debt	24.12	Net Debt	.15
Debt Service		Tax Levy Collected	97.41
Total Tax Levy	498.75	Tax Levy Cancelled, Abated or Adjusted	.22
Municipal Expenditures	280.49		

EXPENDITURES	
GENERAL GOVERNMENT	
Governing Body & Public Boards	4,000.00
Municipal Clerk	32,820.00
Financial Administration	11,500.00
Assessment of Taxes	23,035.20
Collection of Taxes	55,755.00
Planning, Housing & Development	12,960.00
Human Resources	
Elections	7,107.87
General Administration (other)	443,112.38
JUDICIARY	
Municipal Courts	37,291.00
PUBLIC SAFETY	
Fire Protection	117,325.00
Police Protection	753,740.00
Civil Defense & Disaster Control	6,330.00
Environmental Inspection & Control	45,006.80
Other Public Safety	
PUBLIC WORKS	
Streets and Drainage	94,625.69
Sewers and Sewage Processing	141,472.46
Garbage and Trash Disposal	164,697.33
Public Buildings and Grounds	276,772.49
Other Public Works	92,250.00
HEALTH and WELFARE	
Health Services Except Environmental	41,957.00
Welfare-Public Assistance	9,075.00
Hospitals, Clinics, First Aid	
Animal, Insect, & Rodent Control	2,000.00
Other Welfare Services	
RECREATION and CONSERVATION	
Beaches and Boardwalks	
Parks, Playgrounds, Shade Trees	96,734.65
Land Reclamation & Conservation	
Other Recreational Services	6,500.00
EDUCATION (excluding schools)	
Libraries	85,106.00
Other Educational Services	
STATUTORY EXPENDITURES	
Pensions & F. I. C. A.	245,042.63
Employee Fringe Benefits	56,000.00
Other Statutory Expenditures	5,750.00
CETA And Other Public Employment Programs	6,400.00
MUNICIPAL FUNCTIONS TOTAL	2,874,366.50
CAPITAL IMPROVEMENTS *MEMO*	
DEBT SERVICE	
Principal Payments	
Interest Payments	
DEFERRED CHARGES	242,362.50
SCHOOL, COUNTY, SPECIAL DISTRICT TAXES	4,757,625.67
RESERVE FOR UNCOLLECTED TAXES	456,106.00
EXPENDITURES TOTAL	8,330,460.67

REVENUES-REALIZED	
1980 Property Taxes Collected	6,196,021.03
1980 Payments in Lieu of Taxes	
Delinquent Tax & Lien Collections	98,864.06
Business Personalty Replacement Taxes	211,883.36
Taxes from Public Utilities	445,208.00
Other Miscellaneous Tax Revenues	
State Aid Revenues	116,028.60
Federal Aid Revenues	3,843.24
State and Local Fiscal Assistance Act Utilized	123,031.62
Sale of Acquired Property	
Other Miscellaneous Revenues	397,735.18
Total	7,592,615.09
Prior Years Surplus Appropriated	824,930.00
REVENUES TOTAL	8,417,545.09
Reserve For Uncollected Taxes	456,106.00
CAPITAL OUTLAY TOTAL	209,628.20
Public Enterprises	
Recreation—Culture	122,116.26
Public Works	41,345.49
Buildings and Grounds	3,535.69
Library and Education	42,630.76
Conservation	
All Other	

CAPITAL DEBT AUTHORIZED, DECEMBER 31, 1980

ISSUED AND UNISSUED	GROSS DEBT	NET DEBT
School	1,755,000	
Self-liquidating	475,000	154,149
Other	153,150	153,150
Total	2,383,150	307,299

ISSUED AND OUTSTANDING	
School	1,755,000.00
Self-Liquidating	475,000.00
Other	
Total	2,230,000.00
EQUALIZED VALUATION BASIS FOR NET DEBT COMPUTATION	207,829,097

REAL PROPERTY VALUATIONS

Code	Class	# of Parcels	% VAL'N	ASSESSED VALUATION
1	Vacant Land	124	2.27	3,838,500.00
2	Residential	2651	67.99	115,169,200.00
3	Farm			
4a	Commercial	188	11.77	19,938,300.00
4b	Industrial	16	5.69	9,635,900.00
4c	Apartments	45	12.29	20,817,200.00
Total		3024		169,399,100.00

Land Area 2.00 Sq. Miles

Net Valuation Taxable-Municipal	170,241,933
Net Valuation Taxable-County	211,180,784
State Equalized Valuation	230,460,188
State Equalization Ratio	73.78

1980 PROPERTY TAX		
STATE EQUALIZED TAX RATE →		
Local District School Taxes	1.73	3,989,025.50
Regional & Consolidated School Tax		
School Taxes in Municipal Budget		
County Taxes	.33	768,600.17
County Library Taxes		
Local Municipal Purpose Taxes	.68	1,577,538.00
Veteran & Senior Citizen Taxes		87,650.00
Total Taxes for Rate Computation	2.74	6,422,813.67
Special District Taxes		
Bank Corp. Taxes		7,382.80
Added and Omitted Taxes		10,537.52
Total Taxes Levied - ABSTRACT		6,353,083.99
Total Taxes Billed		6,360,561.62
1980 TAXES COLLECTED		6,196,021.03
1980 Taxes Cancelled, Abated or Adjusted		13,987.50
Transfer to Tax Title Liens or Foreclosed		514.74
Balance Outstanding Dec. 31, 1980		150,038.35

PRIOR YEARS TAXES OUTSTANDING	
Balance January 1, 1980	102,037.15
Collected in 1980	97,292.65
Cancelled, Abated or Adjusted 1980	4,744.50
Transfers to Tax Title Liens or Foreclosed	
Balance December 31, 1980	
TAX TITLE LIENS OUTSTANDING	
Balance January 1, 1980	5,309.41
Transfer From Taxes	514.74
Redeemed in 1980	1,571.41
Cancelled, Abated or Adjusted (1980)	
Transfers to Foreclosed Property	
Balance December 31, 1980	4,252.74
PROPERTY ACQUIRED BY DEED OR FORECLOSURE	
Balance January 1, 1980	69,840.00
Transfers From Taxes or Liens	
Sale for Cash (1980)	
Cancelled, Abated or Adjusted (1980)	
Balance December 31, 1980	69,840.00

CURRENT FINANCES DECEMBER 31, 1980 ASSETS	
Cash Dec. 31, 1980	1,717,839.64
Taxes Receivable	150,038.35
Tax Title Liens	4,252.74
Foreclosed Property	69,840.00
Emergencies & Other Deferred Charges	10,900.00
State and Federal Aid Receivable	404.46
Other Receivables	100.30
Total	1,953,375.49
LIABILITIES, RESERVES, AND SURPLUS	
Cash Liabilities	508,878.22
Reserves for Receivables	224,231.39
Surplus Dec. 31, 1980	1,220,265.88
Total	1,953,375.49

1980-3000

0251

Population 1970 27,565
Population 1980 25,208
S & P Rating
Moody Rating AA

General Tax Rate Per $100. 2.99
State Equalized Tax Rate 2.84

RIDGEWOOD VILLAGE — BERGEN COUNTY

Form of Government:
Council-Manager Plan B (OMCL50)
Number of Members on Governing Body 5

PER CAPITA:		PER CENT	
Gross Debt	567.22	Gross Debt	1.92
Net Debt	219.55	Net Debt	.74
Debt Service	47.26	Tax Levy Collected	96.91
Total Tax Levy	974.15	Tax Levy Cancelled, Abated or Adjusted	.07
Municipal Expenditures	388.65		

EXPENDITURES	
GENERAL GOVERNMENT	
Governing Body & Public Boards	12,160.00
Municipal Clerk	30,386.00
Financial Administration	102,646.00
Assessment of Taxes	43,792.00
Collection of Taxes	40,384.00
Planning, Housing & Development	30,943.00
Human Resources	
Elections	9,102.00
General Administration (other)	421,655.00
JUDICIARY	
Municipal Courts	97,042.00
PUBLIC SAFETY	
Fire Protection	1,086,040.00
Police Protection	1,245,038.00
Civil Defense & Disaster Control	9,225.00
Environmental Inspection & Control	458,872.00
Other Public Safety	
PUBLIC WORKS	
Streets and Drainage	751,105.00
Sewers and Sewage Processing	4,725.00
Garbage and Trosh Disposal	507,267.00
Public Buildings and Grounds	610,867.00
Other Public Works	
HEALTH and WELFARE	
Health Services Except Environmental	137,516.00
Welfare-Public Assistance	
Hospitals, Clinics, First Aid	
Animal, Insect, & Rodent Control	
Other Welfare Services	6,558.00
RECREATION and CONSERVATION	
Beaches and Boardwalks	
Parks, Playgrounds, Shade Trees	231,562.00
Land Reclamation & Conservation	
Other Recreational Services	86,371.00
EDUCATION (excluding schools)	
Libraries	397,145.00
Other Educational Services	1,000.00
STATUTORY EXPENDITURES	
Pensions & F. I. C. A.	691,984.00
Employee Fringe Benefits	205,265.00
Other Statutory Expenditures	18,650.00
CETA And Other Public Employment Programs	123,199.00
MUNICIPAL FUNCTIONS TOTAL	7,360,499.00
CAPITAL IMPROVEMENTS *MEMO*	
DEBT SERVICE	
Principal Payments	965,400.00
Interest Payments	225,948.70
DEFERRED CHARGES	154,434.00
SCHOOL, COUNTY, SPECIAL DISTRICT TAXES	18,904,370.27
RESERVE FOR UNCOLLECTED TAXES	1,091,806.63
EXPENDITURES TOTAL	28,702,458.60

REVENUES-REALIZED	
1980 Property Taxes Collected	23,803,827.00
1980 Payments in Lieu of Taxes	
Delinquent Tax & Lien Collections	583,188.34
Business Personalty Replacement Taxes	256,345.76
Taxes from Public Utilities	1,090,852.16
Other Miscellaneous Tax Revenues	
State Aid Revenues	207,964.23
Federal Aid Revenues	101,048.98
State and Local Fiscal Assistance Act Utilized	150,647.00
Sale of Acquired Property	
Other Miscellaneous Revenues	1,457,950.34
Total	27,651,823.81
Prior Years Surplus Appropriated	726,964.91
REVENUES TOTAL	28,378,788.72
Reserve For Uncollected Taxes	1,091,806.63
CAPITAL OUTLAY TOTAL	899,304.34
Public Enterprises	24,415.08
Recreation—Culture	70,938.97
Public Works	791,690.74
Buildings and Grounds	12,259.55
Library and Education	
Conservation	
All Other	

CAPITAL DEBT AUTHORIZED, DECEMBER 31, 1980

ISSUED AND UNISSUED	GROSS DEBT	NET DEBT
School	5,946,000	
Self-liquidating	3,013,000	195,000
Other	5,339,361	5,339,361
Total	14,298,361	5,534,361

ISSUED AND OUTSTANDING	
School	5,946,000.00
Self-Liquidating	2,867,000.00
Other	1,363,560.00
Total	10,176,560.00
EQUALIZED VALUATION BASIS FOR NET DEBT COMPUTATION	743,024,734

REAL PROPERTY VALUATIONS

Code	Class	# of Parcels	% VAL'N	ASSESSED VALUATION
1	Vacant Land	276	1.15	9,339,600.00
2	Residential	7215	87.37	707,824,200.00
3	Farm	2	.04	329,000.00
4a	Commercial	284	8.77	71,066,400.00
4b	Industrial			
4c	Apartments	28	2.67	21,594,300.00
Total		7805		810,153,500.00

Land Area 5.90 Sq. Miles

Net Valuation Taxable-Municipal	819,250,615
Net Valuation Taxable-County	758,126,620
State Equalized Valuation	861,809,548
State Equalization Ratio	95.01

1980 PROPERTY TAX		
STATE EQUALIZED TAX RATE →		
Local District School Taxes	1.87	16,143,961.00
Regional & Consolidated School Tax		
School Taxes in Municipal Budget		
County Taxes	.32	2,760,409.27
County Library Taxes		
Local Municipal Purpose Taxes	.64	5,526,001.63
Veteran & Senior Citizen Taxes		144,640.00
Total Taxes for Rate Computation	2.83	24,575,011.90
Special District Taxes		
Bank Corp. Taxes		57,816.33
Added and Omitted Taxes		68,097.36
Total Taxes Levied - ABSTRACT		24,556,285.59
Total Taxes Billed		24,563,690.75
1980 TAXES COLLECTED		23,803,827.00
1980 Taxes Cancelled, Abated or Adjusted		17,745.65
Transfer to Tax Title Liens or Foreclosed		15,131.06
Balance Outstanding Dec. 31, 1980		726,987.04
PRIOR YEARS TAXES OUTSTANDING		
Balance January 1, 1980		553,250.22
Collected in 1980		548,689.58
Cancelled, Abated or Adjusted 1980		
Transfers to Tax Title Liens or Foreclosed		1,311.11
Balance December 31, 1980		3,249.53
TAX TITLE LIENS OUTSTANDING		
Balance January 1, 1980		60,918.76
Transfer From Taxes		16,646.26
Redeemed in 1980		34,498.76
Cancelled, Abated or Adjusted (1980)		
Transfers to Foreclosed Property		
Balance December 31, 1980		43,066.26
PROPERTY ACQUIRED BY DEED OR FORECLOSURE		
Balance January 1, 1980		35,000.00
Transfers From Taxes or Liens		
Sale for Cash (1980)		
Cancelled, Abated or Adjusted (1980)		
Balance December 31, 1980		35,000.00

CURRENT FINANCES DECEMBER 31, 1980 ASSETS	
Cash Dec. 31, 1980	7,980,929.66
Taxes Receivable	730,236.57
Tax Title Liens	43,066.26
Foreclosed Property	35,000.00
Emergencies & Other Deferred Charges	60,000.00
State and Federal Aid Receivable	
Other Receivables	14,536.36
Total	8,872,768.85
LIABILITIES, RESERVES, AND SURPLUS	
Cash Liabilities	6,750,987.07
Reserves for Receivables	822,830.19
Surplus Dec. 31, 1980	1,298,942.59
Total	8,872,768.85

1980 3000

1611

Population 1970 10,490
Population 1980 12,625
S & P Rating
Moody Rating

General Tax Rate Per $100. 5.77
State Equalized Tax Rate 2.63

RINGWOOD BOROUGH — PASSAIC COUNTY

Form of Government:
Borough Council
Number of Members on Governing Body 6

PER CAPITA.		PER CENT:	
Gross Debt	545.18	Gross Debt	2.89
Net Debt	248.80	Net Debt	1.32
Debt Service	16.35	Tax Levy Collected	97.09
Total Tax Levy	584.93	Tox Levy Cancelled, Aboted or Adjusted	.21
Municipal Expenditures	272.35		

EXPENDITURES	
GENERAL GOVERNMENT	
Governing Body & Public Boards	
Municipal Clerk	
Financial Administration	12,050.00
Assessment of Taxes	37,975.00
Collection of Taxes	78,820.77
Planning, Housing & Development	103,999.43
Human Resources	
Elections	
General Administration (other)	447,059.47
JUDICIARY	
Municipal Courts	25,825.00
PUBLIC SAFETY	
Fire Protection	70,850.00
Police Protection	721,279.09
Civil Defense & Disaster Control	15,000.00
Environmental Inspection & Control	39,413.42
Other Public Safety	
PUBLIC WORKS	
Streets and Drainage	509,665.00
Sewers and Sewage Processing	
Garbage and Trash Disposal	222,061.00
Public Buildings and Grounds	65,619.06
Other Public Works	2,250.00
HEALTH and WELFARE	
Health Services Except Environmental	76,375.00
Welfare-Public Assistance	17,195.16
Hospitals, Clinics, First Aid	4,683.00
Animal, Insect, & Rodent Control	
Other Welfare Services	
RECREATION and CONSERVATION	
Beaches and Boardwalks	
Parks, Playgrounds, Shade Trees	22,862.55
Land Reclamation & Conservation	2,230.00
Other Recreational Services	800.00
EDUCATION (excluding schools)	
Libraries	78,000.00
Other Educational Services	
STATUTORY EXPENDITURES	
Pensions & F. I. C. A.	162,830.11
Employee Fringe Benefits	74,500.00
Other Statutory Expenditures	10,000.00
CETA And Other Public Employment Programs	34,157.86
MUNICIPAL FUNCTIONS TOTAL	2,845,500.92
CAPITAL IMPROVEMENTS *MEMO*	39,810.00
DEBT SERVICE	
Principal Payments	81,000.00
Interest Payments	125,422.74
DEFERRED CHARGES	126,517.46
SCHOOL, COUNTY, SPECIAL DISTRICT TAXES	5,765,601.12
RESERVE FOR UNCOLLECTED TAXES	259,990.01
EXPENDITURES TOTAL	9,204,032.25

REVENUES-REALIZED		
1980 Property Taxes Collected		7,168,244.70
1980 Payments in Lieu of Taxes		51,096.88
Delinquent Tax & Lien Collections		184,004.61
Business Personalty Replacement Taxes		20,146.09
Taxes from Public Utilities		461,861.28
Other Miscellaneous Tax Revenues		
State Aid Revenues		106,846.99
Federal Aid Revenues		21,338.62
State and Local Fiscal Assistance Act Utilized		144,439.97
Sale of Acquired Property		2,520.00
Other Miscelloneous Revenues		276,633.87
	Total	8,437,132.90
Prior Years Surplus Appropriated		501,600.00
REVENUES	TOTAL	8,938,732.90
Reserve For Uncollected Taxes		259,990.01
CAPITAL OUTLAY	TOTAL	784,295.45
Public Enterprises		110,765.92
Recreation—Culture		
Public Works		440,790.21
Buildings and Grounds		232,239.32
Library and Educotion		
Conservation		
All Other		

CAPITAL DEBT AUTHORIZED, DECEMBER 31, 1980

ISSUED AND UNISSUED	GROSS DEBT	NET DEBT
School	4,344,746	
Self-liquidating	2,223,200	
Other	314,900	3,141,100
Total	6,882,846	3,141,100

ISSUED AND OUTSTANDING	
School	4,344,746.25
Self-Liquidating	1,680,000.00
Other	2,023,700.00
Total	8,048,446.25
EQUALIZED VALUATION BASIS FOR NET DEBT COMPUTATION	237,769,259

REAL PROPERTY VALUATIONS

Code	Class	# of Porcels	% VAL'N	ASSESSED VALUATION
1	Vocant Land	661	10.79	13,555,000.00
2	Residential	3764	85.08	106,853,800.00
3	Farm	2	.03	37,300.00
4o	Commercial	47	3.50	4,398,400.00
4b	Industriol	7	.60	750,400.00
4c	Apartments			
Total		4481		125,594,900.00

Land Area 27.50 Sq. Miles

Net Valuation Taxable-Municipol	126,778,800
Net Valuation Taxable-County	244,452,503
State Equalized Valuation	276,490,564
State Equolization Ratio	45.62

1980 PROPERTY TAX		
STATE EQUALIZED TAX RATE		
Local District School Taxes	.97	2,693,397.00
Regional & Consolidated School Tax	.54	1,485,877.53
School Taxes in Municipal Budget		
County Taxes	.57	1,582,326.59
County Library Taxes		
Local Municipal Purpose Taxes	.56	1,546,000.00
Veteran & Senior Citizen Taxes		66,450.00
Total Taxes for Rate Computation	2.64	7,378,051.12
Special District Taxes		
Bank Corp. Taxes		4,454.56
Added and Omitted Taxes		68,741.70
Total Taxes Levied - ABSTRACT		7,384,797.78
Total Taxes Billed		7,383,878.46
1980 TAXES COLLECTED		7,168,244.70
1980 Taxes Cancelled, Abated or Adjusted		15,532.78
Transfer to Tax Title Liens or Foreclosed		53,514.47
Balance Outstanding Dec. 31, 1980		146,586.51
PRIOR YEARS TAXES OUTSTANDING		
Balance January 1, 1980		187,572.34
Collected in 1980		153,675.29
Cancelled, Abated or Adjusted 1980		10,628.22
Transfers to Tax Title Liens or Foreclosed		23,263.60
Balance December 31, 1980		5.23
TAX TITLE LIENS OUTSTANDING		
Balance January 1, 1980		36,455.51
Transfer From Taxes		79,893.57
Redeemed in 1980		30,329.32
Cancelled, Aboted or Adjusted (1980)		390.34
Transfers to Foreclosed Property		
Balance December 31, 1980		85,629.42
PROPERTY ACQUIRED BY DEED OR FORECLOSURE		
Balance January 1, 1980		182,900.00
Transfers From Taxes or Liens		
Sale for Cash (1980)		
Cancelled, Abated or Adjusted (1980)		21,000.00
Balance December 31, 1980		161,900.00
CURRENT FINANCES DECEMBER 31, 1980		
ASSETS		
Cash Dec. 31, 1980		686,645.96
Taxes Receivable		146,591.74
Tax Title Liens		85,629.42
Foreclosed Property		161,900.00
Emergencies & Other Deferred Charges		156,190.20
State and Federal Aid Receivable		
Other Receivables		13,363.68
Total		1,250,321.00
LIABILITIES, RESERVES, AND SURPLUS		
Cash Liabilities		376,402.45
Reserves for Receivables		407,484.84
Surplus Dec. 31, 1980		466,433.71
Total		1,250,321.00

1980/3000

0252

Population 1970 12,855
Population 1980 11,111
S & P Rating A+
Moody Rating A-1

General Tox Rate Per $100. 2.97
State Equalized Tox Rate 2.46

RIVER EDGE BOROUGH – BERGEN COUNTY

Form of Government:
Borough Council
Number of Members on Governing Body 6

PER CAPITA:		PER CENT:	
Gross Debt	377.62	Gross Debt	1.67
Net Debt	237.10	Net Debt	1.05
Debt Service	27.60	Tax Levy Collected	98.15
Total Tax Levy	642.12	Tax Levy Cancelled, Abated or Adjusted	.62
Municipol Expenditures	293.79		

EXPENDITURES	
GENERAL GOVERNMENT	
Governing Body & Public Boords	
Municipol Clerk	
Finoncial Administration	56,296.00
Assessment of Taxes	4,150.00
Collection of Taxes	6,225.00
Plonning, Housing & Development	8,490.00
Humon Resources	
Elections	
Generol Administration (other)	359,286.00
JUDICIARY	
Municipal Courts	20,390.00
PUBLIC SAFETY	
Fire Protection	107,778.00
Police Protection	669,571.00
Civil Defense & Disoster Control	3,711.00
Environmental Inspection & Control	23,046.00
Other Public Safety	
PUBLIC WORKS	
Streets and Drainage	340,161.66
Sewers and Sewage Processing	13,035.00
Garbage and Trash Disposal	538,270.00
Public Buildings ond Grounds	11,592.00
Other Public Works	6,010.00
HEALTH ond WELFARE	
Health Services Except Environmental	33,848.76
Welfare-Public Assistonce	4,580.00
Hospitals, Clinics, First Aid	
Animol, Insect, & Rodent Control	50.00
Other Welfare Services	1,200.00
RECREATION ond CONSERVATION	
Beaches and Boardwolks	
Parks, Ploygrounds, Shode Trees	7,370.00
Land Reclamation & Conservation	250.00
Other Recreational Services	48,245.00
EDUCATION (excluding schools)	
Libraries	141,209.00
Other Educationol Services	
STATUTORY EXPENDITURES	
Pensions & F. I. C. A.	162,875.00
Employee Fringe Benefits	41,000.00
Other Statutory Expenditures	6,600.00
CETA And Other Public Employment Programs	37,000.00
MUNICIPAL FUNCTIONS - TOTAL	2,652,239.42
CAPITAL IMPROVEMENTS *MEMO*	12,569.00
DEBT SERVICE	
Principol Payments	165,000.00
Interest Payments	141,650.00
DEFERRED CHARGES	22,141.94
SCHOOL, COUNTY, SPECIAL DISTRICT TAXES	5,130,227.17
RESERVE FOR UNCOLLECTED TAXES	283,297.40
EXPENDITURES TOTAL	8,394,555.93

REVENUES-REALIZED		
1980 Property Taxes Collected		7,009,563.81
1980 Payments in Lieu of Taxes		
Delinquent Tax & Lien Collections		74,686.17
Business Personalty Replocement Taxes		82,811.48
Taxes from Public Utilities		560,777.00
Other Miscellaneous Tox Revenues		
State Aid Revenues		101,645.34
Federol Aid Revenues		48,251.53
Stote ond Local Fiscol Assistonce Act Utilized		94,691.74
Sale of Acquired Property		
Other Miscellaneous Revenues		351,413.60
	Total	8,323,840.67
Prior Years Surplus Appropriated		172,000.00
REVENUES	TOTAL	8,495,840.67
Reserve For Uncollected Taxes		283,297.40
CAPITAL OUTLAY	TOTAL	289,714.18
Public Enterprises		
Recreation—Culture		
Public Works		263,664.90
Buildings and Grounds		26,049.28
Library and Education		
Conservation		
All Other		

CAPITAL DEBT AUTHORIZED, DECEMBER 31, 1980

ISSUED AND UNISSUED	GROSS DEBT	NET DEBT
School	1,508,203	
Self-liquidating		
Other	2,687,539	2,634,399
Total	4,195,742	2,634,399

ISSUED AND OUTSTANDING	
School	1,508,203.47
Self-Liquidating	
Other	2,687,064.50
Total	4,195,267.97
EQUALIZED VALUATION BASIS FOR NET DEBT COMPUTATION	251,591,847

REAL PROPERTY VALUATIONS

Code	Class	# of Porcels	% VAL'N	ASSESSED VALUATION
1	Vacant Land	106	.59	1,373,400.00
2	Residentiol	3070	80.14	187,550,175.00
3	Farm			
4a	Commercial	108	10.49	24,549,550.00
4b	Industrial	8	.76	1,788,900.00
4c	Apartments	18	8.02	18,757,400.00
Total		3310		234,019,425.00

Land Area 1.90 Sq. Miles

Net Valuation Taxable-Municipal	240,099,399
Net Valuation Taxable-County	260,712,707
State Equalized Valuation	287,593,105
State Equalization Ratio	83.13

1980 PROPERTY TAX		
STATE EQUALIZED TAX RATE	.57	
Local District School Taxes	.57	1,637,285.00
Regional & Consolidated School Tax	.88	2,544,265.63
School Taxes in Municipol Budget		
County Taxes	.33	948,676.54
County Library Taxes		
Local Municipol Purpose Taxes	.69	1,986,342.32
Veteran & Senior Citizen Taxes		104,580.00
Total Taxes for Rate Computation	2.47	7,221,149.49
Special District Taxes		
Bonk Corp. Taxes		7,137.10
Added and Omitted Taxes		10,933.96
Totol Taxes Levied - ABSTRACT		7,134,640.55
Totol Taxes Billed		7,141,886.47
1980 TAXES COLLECTED		7,009,563.81
1980 Taxes Cancelled, Abated or Adjusted		44,408.92
Transfer to Tax Title Liens or Foreclosed		
Balance Outstonding Dec. 31, 1980		87,913.74

PRIOR YEARS TAXES OUTSTANDING	
Balonce January 1, 1980	124,062.58
Collected in 1980	74,686.17
Cancelled, Abated or Adjusted 1980	6,111.72
Transfers to Tax Title Liens or Foreclosed	
Balance December 31, 1980	43,264.69
TAX TITLE LIENS OUTSTANDING	
Balance January 1, 1980	
Transfer From Taxes	
Redeemed in 1980	
Cancelled, Abated or Adjusted (1980)	
Transfers to Foreclosed Property	
Balance December 31, 1980	
PROPERTY ACQUIRED BY DEED OR FORECLOSURE	
Balance January 1, 1980	6,675.00
Transfers From Taxes or Liens	
Sale for Cash (1980)	
Cancelled, Abated or Adjusted (1980)	
Balance December 31, 1980	6,675.00

CURRENT FINANCES DECEMBER 31, 1980	
ASSETS	
Cash Dec. 31, 1980	2,981,815.81
Taxes Receivable	131,178.43
Tax Title Liens	
Foreclosed Property	6,675.00
Emergencies & Other Deferred Charges	27,222.55
State ond Federal Aid Receivable	
Other Receivables	.21
Total	3,146,892.00
LIABILITIES, RESERVES, AND SURPLUS	
Cash Liabilities	339,661.73
Reserves for Receivables	137,853.64
Surplus Dec. 31, 1980	2,669,376.63
Total	3,146,892.00

1980 3000

0253

Population 1970 8,905
Population 1980 9,489
S & P Rating
Moody Rating

General Tax Rate Per $100. 4.42
State Equalized Tax Rate 2.56

RIVER VALE TOWNSHIP – BERGEN COUNTY

Form of Government:
Mayor-Council Plan E (OMCL50)
Number of Members on Governing Body 5

PER CAPITA:		PER CENT:	
Gross Debt	1,188.10	Gross Debt	4.74
Net Debt	1,084.72	Net Debt	4.33
ebt Service	94.92	Tax Levy Collected	97.77
otal Tax Levy	778.29	Tax Levy Cancelled, Abated	
Municipal Expenditures	329.89	or Adjusted	.23

EXPENDITURES		REVENUES-REALIZED	
GENERAL GOVERNMENT			
Governing Body & Public Boards	5,400.00		
Municipal Clerk	23,265.00	1980 Praperty Taxes Collected	7,219,043.00
Financial Administration	109,341.00	1980 Payments in Lieu of Taxes	
Assessment of Taxes	11,181.00	Delinquent Tax & Lien Collections	190,030.51
Collection of Taxes	3,450.00	Business Persanalty Replacement Taxes	62,066.88
Planning, Hausing & Development	4,360.00	Taxes from Public Utilities	414,497.00
Human Resources	13,950.00	Other Miscellaneous Tax Revenues	
Elections	2,223.00	State Aid Revenues	99,246.37
General Administration (ather)	189,225.00	Federal Aid Revenues	32,387.19
JUDICIARY		State and Local Fiscal Assistance Act Utilized	80,054.00
Municipal Caurts	11,574.00	Sale of Acquired Property	
PUBLIC SAFETY		Other Miscellaneous Revenues	167,834.96
Fire Pratectian	107,206.00	Total	8,265,159.91
Palice Pratectian	560,667.00	Prior Years Surplus Appropriated	375,000.00
Civil Defense & Disaster Cantral	100.00	REVENUES TOTAL	8,640,159.91
Enviranmental Inspectian & Cantral	28,421.09	Reserve For Uncallected Taxes	250,258.23
Other Public Safety		CAPITAL OUTLAY TOTAL	85,768.98
PUBLIC WORKS			
Streets and Drainage	40,300.00	Public Enterprises	
Sewers and Sewage Processing	102,400.00	Recreatian—Culture	40,330.00
Garbage and Trash Dispasal	31,500.00	Public Works	25,960.86
Public Buildings and Grounds	71,206.00	Buildings and Grounds	19,478.12
Other Public Warks	215,830.00	Library and Educatian	
HEALTH and WELFARE		Conservation	
Health Services Except Environmental	30,529.00	All Other	
Welfare-Public Assistance	1,892.00	CAPITAL DEBT AUTHORIZED, DECEMBER 31, 1980	
Haspitals, Clinics, First Aid	1,500.00	ISSUED AND UNISSUED	GROSS DEBT / NET DEBT
Animal, Insect, & Radent Cantral	54,087.00	Schaal	980,996
Other Welfare Services		Self-liquidating	
RECREATION and CONSERVATION		Other	10,292,868 / 10,292,868
Beaches and Boardwalks		Total	11,273,865 / 10,292,868
Parks, Playgrounds, Shade Trees	1,000.00		
Land Reclamation & Conservation		ISSUED AND OUTSTANDING	
Other Recreatianal Services	34,313.00	Schaal	980,996.80
EDUCATION (excluding schaals)		Self-Liquidating	
Libraries	103,500.00	Other	8,385,000.00
Other Educational Services		Total	9,365,996.80
STATUTORY EXPENDITURES		EQUALIZED VALUATION BASIS	
Pensians & F. I. C. A.	147,085.00	FOR NET DEBT COMPUTATION	237,645,542
Emplayee Fringe Benefits	39,000.00	REAL PROPERTY VALUATIONS	
Other Statutory Expenditures	4,000.00	Code Class # of Parcels % VAL'N	ASSESSED VALUATION
CETA And Other Public Emplayment Programs	28,286.00	1 Vacant Land 236 1.60	2,587,400.00
MUNICIPAL FUNCTIONS TOTAL	1,976,791.09	2 Residential 2725 89.70	145,121,200.00
CAPITAL IMPROVEMENTS *MEMO*	10,025.00	3 Farm 2 .08	135,100.00
DEBT SERVICE		4a Commercial 45 8.41	13,612,600.00
Principal Payments	455,000.00	4b Industrial 1 .21	335,000.00
Interest Payments	445,707.74	4c Apartments	
		Total 3009	161,791,300.00
DEFERRED CHARGES	2,585.55	Land Area 4.20 Sq. Miles	
SCHOOL, COUNTY, SPECIAL DISTRICT TAXES	5,347,254.03	Net Valuation Taxable-Municipal	162,260,596
RESERVE FOR UNCOLLECTED TAXES	250,258.23	Net Valuation Taxable-County	247,515,457
EXPENDITURES TOTAL	8,477,596.64	State Equalized Valuation	278,843,866
		State Equalization Ratio	58.12

1980 PROPERTY TAX		
STATE EQUALIZED TAX RATE →	.58	
Local District School Taxes		2,738,609.00
Regianal & Consolidated Schaal Tax	.61	1,712,241.85
Schaal Taxes in Municipal Budget		
County Taxes	.32	856,403.18
Caunty Library Taxes		
Local Municipal Purpase Taxes	.65	1,821,448.40
Veteran & Senior Citizen Taxes		56,090.00
Total Taxes for Rate Computation	2.56	7,224,792.43
Special District Taxes		
Bank Corp. Taxes		4,844.58
Added and Omitted Taxes		211,678.99
Total Taxes Levied - ABSTRACT		7,385,226.00
Total Taxes Billed		7,382,697.34
1980 TAXES COLLECTED		7,219,043.00
1980 Taxes Cancelled, Abated ar Adjusted		17,014.15
Transfer ta Tax Title Liens ar Fareclased		2,548.06
Balance Outstanding Dec. 31, 1980		144,091.23
PRIOR YEARS TAXES OUTSTANDING		
Balance January 1, 1980		316,372.20
Collected in 1980		174,516.60
Cancelled, Abated ar Adjusted 1980		2,302.75
Transfers ta Tax Title Liens ar Fareclased		10,614.33
Balance December 31, 1980		128,938.52
TAX TITLE LIENS OUTSTANDING		
Balance January 1, 1980		6,877.76
Transfer Fram Taxes		13,164.70
Redeemed in 1980		15,514.01
Cancelled, Abated ar Adjusted (1980)		
Transfers ta Fareclased Praperty		
Balance December 31, 1980		4,528.45
PROPERTY ACQUIRED BY DEED OR FORECLOSURE		
Balance January 1, 1980		8,871.00
Transfers Fram Taxes ar Liens		
Sale far Cash (1980)		
Cancelled, Abated ar Adjusted (1980)		
Balance December 31, 1980		8,871.00
CURRENT FINANCES DECEMBER 31, 1980		
ASSETS		
Cash Dec. 31, 1980		791,188.45
Taxes Receivable		273,929.85
Tax Title Liens		4,528.45
Foreclosed Property		8,871.00
Emergencies & Other Deferred Charges		8,412.61
State and Federal Aid Receivable		1,309.93
Other Receivables		5,074.20
Total		1,093,314.49
LIABILITIES, RESERVES, AND SURPLUS		
Cash Liabilities		301,446.73
Reserves for Receivables		292,403.50
Surplus Dec. 31, 1980		499,464.26
Total		1,093,314.49

1980 3000

1433

Papulation 1970 2,740
Papulation 1980 2,530
S & P Rating
Maady Rating A

Generol Tax Rate Per $100. 2.80
State Equalized Tax Rate 1.97

RIVERDALE BOROUGH — MORRIS COUNTY

Form of Government:
Borough Council
Number of Members on Governing Body 6

PER CAPITA		PER CENT	
Gross Debt	627.16	Gross Debt	2.49
Net Debt	541.78	Net Debt	2.14
Debt Service	36.26	Tax Levy Collected	98.64
Total Tax Levy	628.47	Tax Levy Cancelled, Abated or Adjusted	
Municipal Expenditures	328.80		

EXPENDITURES	
GENERAL GOVERNMENT	
Governing Body & Public Baards	
Municipal Clerk	
Financial Administratian	9,430.00
Assessment af Taxes	3,800.00
Callection af Taxes	9,070.00
Planning, Hausing & Development	7,069.00
Human Resaurces	
Elections	
General Administratian (ather)	95,456.28
JUDICIARY	
Municipal Caurts	14,329.00
PUBLIC SAFETY	
Fire Pratectian	16,103.52
Palice Pratectian	240,635.18
Civil Defense & Disaster Cantrol	250.00
Enviranmental Inspection & Cantral	4,825.00
Other Public Safety	
PUBLIC WORKS	
Streets and Drainage	73,564.70
Sewers and Sewage Pracessing	
Garbage and Trash Disposal	45,983.35
Public Buildings and Grounds	14,716.00
Other Public Warks	
HEALTH and WELFARE	
Health Services Except Environmental	25,052.00
Welfare-Public Assistance	5,618.00
Hospitals, Clinics, First Aid	350.00
Animal, Insect, & Radent Cantral	
Other Welfare Services	
RECREATION and CONSERVATION	
Beaches and Baardwalks	
Parks, Playgraunds, Shade Trees	12,221.00
Land Reclamatian & Canservatian	
Other Recreatianal Services	3,300.00
EDUCATION (excluding schaals)	
Libraries	5,282.95
Other Educatianal Services	
STATUTORY EXPENDITURES	
Pensians & F. I. C. A.	35,920.00
Emplayee Fringe Benefits	11,000.00
Other Statutory Expenditures	2,200.00
CETA And Other Public Emplayment Programs	10,873.00
MUNICIPAL FUNCTIONS TOTAL	647,048.98
CAPITAL IMPROVEMENTS *MEMO*	21,250.00
DEBT SERVICE	
Principal Payments	45,000.00
Interest Payments	46,740.00
DEFERRED CHARGES	4,576.45
SCHOOL, COUNTY, SPECIAL DISTRICT TAXES	1,284,277.81
RESERVE FOR UNCOLLECTED TAXES	88,510.04
EXPENDITURES TOTAL	2,116,153.28

REVENUES-REALIZED		
1980 Praperty Taxes Collected		1,569,928.88
1980 Payments in Lieu of Taxes		
Delinquent Tax & Lien Callections		17,165.99
Business Persanalty Replacement Taxes		78,424.96
Taxes fram Public Utilities		175,203.00
Other Miscellaneaus Tax Revenues		
State Aid Revenues		23,250.46
Federal Aid Revenues		11,718.38
Stote and Local Fiscal Assistance Act Utilized		39,007.00
Sale af Acquired Praperty		
Other Miscellaneaus Revenues		83,866.43
	Total	1,998,565.10
Priar Years Surplus Appraprioted		187,000.00
REVENUES	TOTAL	2,185,565.10
Reserve For Uncallected Taxes		88,510.04
CAPITAL OUTLAY	TOTAL	319,703.40
Public Enterprises		175.00
Recreation—Culture		158,602.80
Public Warks		86,528.28
Buildings and Grounds		74,397.32
Library and Education		
Conservatian		
All Other		

CAPITAL DEBT AUTHORIZED, DECEMBER 31, 1980

ISSUED AND UNISSUED	GROSS DEBT	NET DEBT
Schaal	55,000	
Self-liquidating	161,000	
Other	1,370,710	1,370,710
Tatal	1,586,710	1,370,710

ISSUED AND OUTSTANDING	
Schaal	55,000.00
Self-Liquidating	161,000.00
Other	1,075,560.00
Tatal	1,291,560.00
EQUALIZED VALUATION BASIS FOR NET DEBT COMPUTATION	64,098,442

REAL PROPERTY VALUATIONS

Code	Class	# af Parcels	% VAL'N	ASSESSED VALUATION
1	Vacant Land	180	8.39	4,366,500.00
2	Residential	748	65.70	34,192,800.00
3	Farm	1	.17	86,700.00
4a	Commercial	75	19.00	9,885,600.00
4b	Industrial	14	6.64	3,455,300.00
4c	Apartments	1	.10	53,500.00
Tatal		1019		52,040,800.00

Land Area 1.87 Sq. Miles

Net Valuatian Taxable-Municipal	55,954,297
Net Valuatian Taxable-Caunty	74,563,964
State Equalized Valuatian	77,826,884
Stote Equalizatian Ratia	70.45

1980 PROPERTY TAX		
STATE EQUALIZED TAX RATE		
Local District School Taxes	1.26	1,004,302.00
Regional & Cansalidated School Tax		
Schaal Taxes in Municipal Budget		
Caunty Taxes	.34	269,013.20
Caunty Library Taxes	.01	10,962.61
Local Municipal Purpase Taxes	.35	279,851.99
Veteran & Senior Citizen Taxes		23,390.00
Total Taxes for Rate Computation	1.96	1,587,519.80
Special District Taxes		
Bank Corp. Taxes		2,202.72
Added and Omitted Taxes		23,606.84
Tatal Taxes Levied - ABSTRACT		1,590,029.36
Tatal Taxes Billed		1,591,537.16
1980 TAXES COLLECTED		1,569,928.88
1980 Taxes Cancelled, Abated ar Adjusted		70.00
Transfer ta Tax Title Liens ar Fareclased		2,657.20
Balance Outstanding Dec. 31, 1980		18,881.08
PRIOR YEARS TAXES OUTSTANDING		
Balance January 1, 1980		13,537.52
Collected in 1980		13,084.38
Cancelled, Abated ar Adjusted 1980		
Transfers ta Tax Title Liens ar Fareclased		453.14
Balance December 31, 1980		
TAX TITLE LIENS OUTSTANDING		
Balance January 1, 1980		11,854.64
Transfer Fram Taxes		2,201.64
Redeemed in 1980		4,081.61
Cancelled, Abated ar Adjusted (1980)		
Transfers ta Fareclased Praperty		
Balance December 31, 1980		11,074.97
PROPERTY ACQUIRED BY DEED OR FORECLOSURE		
Balance January 1, 1980		
Transfers Fram Taxes or Liens		
Sale for Cash (1980)		
Cancelled, Abated ar Adjusted (1980)		
Balance December 31, 1980		

CURRENT FINANCES DECEMBER 31, 1980 ASSETS	
Cash Dec. 31, 1980	284,029.25
Taxes Receivable	18,881.08
Tax Title Liens	11,074.97
Fareclased Praperty	
Emergencies & Other Deferred Charges	83,357.29
State and Federal Aid Receivable	
Other Receivables	13,619.61
Tatal	510,962.20
LIABILITIES, RESERVES, AND SURPLUS	
Cash Liabilities	244,738.73
Reserves for Receivables	43,575.66
Surplus Dec. 31, 1980	222,647.81
Tatal	510,962.20

0330

Papulation 1970 8,610
Papulatian 1980 7,941
S & P Rating
Maody Rating

General Tax Rate Per $100. 4.12
State Equalized Tax Rate 2.26

RIVERSIDE TOWNSHIP – BURLINGTON CO.

Form of Government:
Township Committee
Number of Members on Governing Body 5

PER CAPITA		PER CENT:	
Grass Debt	36.87	Grass Debt	.32
Net Debt	36.87	Net Debt	.32
Debt Service	4.94	Tax Levy Collected	93.52
Total Tax Levy	298.68	Tax Levy Cancelled, Abated or Adjusted	
Municipal Expenditures	187.19		

EXPENDITURES	
GENERAL GOVERNMENT	
Governing Body & Public Boards	
Municipal Clerk	
Financial Administration	36,649.00
Assessment of Taxes	9,855.00
Collectian of Taxes	15,578.00
Planning, Housing & Development	5,085.00
Human Resaurces	
Elections	
General Administration (ather)	156,827.28
JUDICIARY	
Municipal Courts	14,660.00
PUBLIC SAFETY	
Fire Protection	56,840.00
Police Protection	278,891.00
Civil Defense & Disaster Cantrol	300.00
Enviranmental Inspectian & Control	8,800.00
Other Public Safety	
PUBLIC WORKS	
Streets and Drainage	237,204.44
Sewers and Sewage Processing	
Garbage and Trash Disposal	110,975.04
Public Buildings and Grounds	32,756.00
Other Public Works	
HEALTH and WELFARE	
Health Services Except Enviranmental	8,380.00
Welfare-Public Assistance	10,326.00
Haspitals, Clinics, First Aid	
Animal, Insect, & Radent Control	1,000.00
Other Welfare Services	
RECREATION and CONSERVATION	
Beaches and Boardwalks	
Parks, Playgraunds, Shade Trees	24,680.00
Land Reclamation & Conservation	
Other Recreational Services	4,200.00
EDUCATION (excluding schools)	
Libraries	25,000.00
Other Educational Services	
STATUTORY EXPENDITURES	
Pensions & F. I. C. A.	80,668.02
Emplayee Fringe Benefits	24,500.00
Other Statutory Expenditures	4,000.00
CETA And Other Public Employment Pragrams	46,657.97
MUNICIPAL FUNCTIONS TOTAL	1,193,832.75
CAPITAL IMPROVEMENTS *MEMO*	
DEBT SERVICE	
Principal Payments	25,000.00
Interest Payments	14,250.00
DEFERRED CHARGES	17,000.00
SCHOOL, COUNTY, SPECIAL DISTRICT TAXES	2,014,818.00
RESERVE FOR UNCOLLECTED TAXES	236,400.00
EXPENDITURES TOTAL	3,501,300.75

REVENUES-REALIZED		
1980 Property Taxes Collected		2,212,363.87
1980 Payments in Lieu of Taxes		
Delinquent Tax & Lien Collections		154,103.88
Business Persanalty Replacement Taxes		177,822.96
Taxes from Public Utilities		361,113.37
Other Miscellaneaus Tax Revenues		25,000.00
State Aid Revenues		74,500.44
Federal Aid Revenues		46,878.04
State and Local Fiscal Assistance Act Utilized		124,393.00
Sale of Acquired Property		
Other Miscellaneous Revenues		247,977.79
	Total	3,424,153.35
Prior Years Surplus Appropriated		384,000.00
REVENUES	TOTAL	3,808,153.35
Reserve For Uncallected Taxes		236,400.00
CAPITAL OUTLAY	TOTAL	50,738.66
Public Enterprises		
Recreatian—Culture		1,795.13
Public Warks		22,204.93
Buildings and Grounds		26,738.60
Library and Education		
Conservation		
All Other		

CAPITAL DEBT AUTHORIZED, DECEMBER 31, 1980

ISSUED AND UNISSUED	GROSS DEBT	NET DEBT
School		
Self-liquidating		
Other	292,750	292,750
Total	292,750	292,750
ISSUED AND OUTSTANDING		
School		
Self-Liquidating		
Other		260,000.00
Total		260,000.00

EQUALIZED VALUATION BASIS FOR NET DEBT COMPUTATION			
REAL PROPERTY VALUATIONS			
Code Class	# of Parcels	% VAL'N	ASSESSED VALUATION
1 Vacant Land	149	.84	466,100.00
2 Residential	2318	77.76	43,295,050.00
3 Farm			
4a Commercial	159	10.99	6,119,700.00
4b Industrial	23	6.45	3,589,500.00
4c Apartments	16	3.96	2,205,800.00
Total	2665		55,676,150.00
Land Area	1.54 Sq. Miles		
Net Valuation Taxable-Municipal			57,438,845
Net Valuation Taxable-County			98,310,666
State Equalized Valuation			103,110,986
State Equalizatian Ratio			54.94

1980 PROPERTY TAX		
STATE EQUALIZED TAX RATE		
Local District Schaal Taxes	1.32	1,380,927.00
Regianal & Consalidated School Tax		
School Taxes in Municipal Budget		
County Taxes	.57	601,124.01
County Library Taxes	.03	32,766.99
Local Municipal Purpase Taxes	.33	346,400.00
Veteran & Senior Citizen Taxes		107,680.00
Total Taxes for Rate Computatian	2.25	2,468,899.00
Special District Taxes		
Bank Corp. Taxes		6,034.85
Added and Omitted Taxes		4,542.01
Total Taxes Levied - ABSTRACT		2,371,794.86
Tatal Taxes Billed		2,365,760.01
1980 TAXES COLLECTED		2,212,363.87
1980 Taxes Cancelled, Abated ar Adjusted		
Transfer ta Tax Title Liens ar Foreclased		
Balance Outstanding Dec. 31, 1980		153,396.14
PRIOR YEARS TAXES OUTSTANDING		
Balance January 1, 1980		128,132.93
Collected in 1980		127,802.02
Cancelled, Abated ar Adjusted 1980		
Transfers ta Tax Title Liens or Foreclosed		
Balance December 31, 1980		330.91
TAX TITLE LIENS OUTSTANDING		
Balance January 1, 1980		27,801.17
Transfer From Taxes		
Redeemed in 1980		26,301.86
Cancelled, Abated ar Adjusted (1980)		
Transfers to Foreclased Property		
Balance December 31, 1980		1,499.31
PROPERTY ACQUIRED BY DEED OR FORECLOSURE		
Balance January 1, 1980		7,980.00
Transfers From Taxes or Liens		
Sale for Cash (1980)		
Cancelled, Abated or Adjusted (1980)		
Balance December 31, 1980		7,980.00
CURRENT FINANCES DECEMBER 31, 1980		
ASSETS		
Cash Dec. 31, 1980		1,972,511.58
Taxes Receivable		153,727.05
Tax Title Liens		1,499.31
Foreclased Property		7,980.00
Emergencies & Other Deferred Charges		46,777.78
State and Federal Aid Receivable		25,000.00
Other Receivables		2,515.00
Total		2,210,010.72
LIABILITIES, RESERVES, AND SURPLUS		
Cash Liabilities		994,277.44
Reserves for Receivables		165,721.36
Surplus Dec. 31, 1980		1,050,011.92
Total		2,210,010.72

1980/3000

0331

Population 1970 3,415
Population 1980 3,068
S & P Rating
Maady Rating

General Tax Rate Per $100. 2.59
State Equalized Tax Rate 2.40

RIVERTON BOROUGH — BURLINGTON CO.

Form of Government:
Borough Council
Number of Members on Governing Body 6

PER CAPITA:		PER CENT:	
Gross Debt	171.46	Gross Debt	1.18
Net Debt	130.55	Net Debt	.90
Debt Service	13.61	Tax Levy Collected	97.62
Total Tax Levy	379.48	Tax Levy Cancelled, Abated or Adjusted	.59
Municipal Expenditures	181.83		

EXPENDITURES	
GENERAL GOVERNMENT	
Governing Body & Public Boards	
Municipal Clerk	
Financial Administration	15,570.00
Assessment of Taxes	2,756.02
Collection of Taxes	5,660.00
Planning, Housing & Develapment	23.84
Human Resources	
Elections	
General Administration (ather)	47,508.69
JUDICIARY	
Municipal Courts	3,725.67
PUBLIC SAFETY	
Fire Protectian	33,794.30
Police Protection	116,433.41
Civil Defense & Disaster Control	5.00
Environmental Inspection & Cantral	1,662.50
Other Public Safety	
PUBLIC WORKS	
Streets and Drainage	81,815.42
Sewers and Sewage Processing	50,968.32
Garbage and Trash Disposal	45,306.64
Public Buildings and Grounds	350.00
Other Public Warks	
HEALTH and WELFARE	
Health Services Except Environmental	162.53
Welfare-Public Assistance	1,329.00
Hospitals, Clinics, First Aid	
Animal, Insect, & Rodent Cantral	
Other Welfare Services	
RECREATION and CONSERVATION	
Beaches and Boardwalks	
Parks, Playgrounds, Shade Trees	14,461.24
Land Reclamation & Canservatian	
Other Recreatianal Services	4,528.02
EDUCATION (excluding schools)	
Libraries	4,600.00
Other Educational Services	
STATUTORY EXPENDITURES	
Pensions & F. I. C. A.	26,847.18
Employee Fringe Benefits	6,315.95
Other Statutory Expenditures	1,500.00
CETA And Other Public Emplayment Pragrams	11,895.68
MUNICIPAL FUNCTIONS TOTAL	477,219.41
CAPITAL IMPROVEMENTS *MEMO*	5,500.00
DEBT SERVICE	
Principal Payments	20,586.80
Interest Payments	21,171.21
DEFERRED CHARGES	4,080.00
SCHOOL, COUNTY, SPECIAL DISTRICT TAXES	971,141.02
RESERVE FOR UNCOLLECTED TAXES	34,782.67
EXPENDITURES TOTAL	1,528,981.11

REVENUES-REALIZED	
1980 Praperty Taxes Collected	1,135,416.84
1980 Payments in Lieu af Taxes	
Delinquent Tax & Lien Collectians	26,221.13
Business Persanalty Replacement Taxes	15,291.92
Taxes from Public Utilities	110,015.00
Other Miscellaneaus Tax Revenues	
State Aid Revenues	27,909.94
Federal Aid Revenues	15,980.86
State and Local Fiscal Assistance Act Utilized	16,045.73
Sale of Acquired Property	
Other Miscellaneaus Revenues	145,337.26
Total	1,492,218.68
Prior Years Surplus Appropriated	50,000.00
REVENUES TOTAL	1,542,218.68
Reserve For Uncollected Taxes	34,782.67
CAPITAL OUTLAY TOTAL	108,070.92
Public Enterprises	
Recreatian—Culture	
Public Works	107,936.02
Buildings and Grounds	134.90
Library and Educatian	
Conservation	
All Other	

CAPITAL DEBT AUTHORIZED, DECEMBER 31, 1980

ISSUED AND UNISSUED	GROSS DEBT	NET DEBT
School	115,000	
Self-liquidating		
Other	411,028	400,515
Total	526,028	400,515

ISSUED AND OUTSTANDING	
School	115,000.00
Self-Liquidating	
Other	411,028.60
Total	526,028.60
EQUALIZED VALUATION BASIS FOR NET DEBT COMPUTATION	44,579,264

REAL PROPERTY VALUATIONS

Code	Class	# af Parcels	% VAL'N	ASSESSED VALUATION
1	Vacant Land	37	.74	330,350.00
2	Residential	854	90.16	40,109,600.00
3	Farm			
4a	Commercial	40	5.53	2,458,950.00
4b	Industrial	1	.62	277,700.00
4c	Apartments	10	2.95	1,310,900.00
Total		942		44,487,500.00

Land Area .70 Sq. Miles

Net Valuation Taxable-Municipal	44,885,842
Net Valuatian Taxable-Caunty	45,902,175
State Equalized Valuatian	48,244,653
State Equalizatian Ratia	92.98

1980 PROPERTY TAX		
STATE EQUALIZED TAX RATE		
Local District School Taxes	1.40	675,148.00
Regional & Consalidated School Tax		
School Taxes in Municipal Budget		
County Taxes	.58	280,693.78
County Library Taxes	.03	15,299.24
Local Municipal Purpase Taxes	.40	191,374.36
Veteran & Senior Citizen Taxes		23,950.00
Total Taxes for Rate Computatian	2.41	1,186,465.38
Special District Taxes		
Bank Corp. Taxes		1,231.48
Added and Omitted Taxes		498.58
Total Taxes Levied - ABSTRACT		1,164,245.44
Total Taxes Billed		1,163,041.90
1980 TAXES COLLECTED		1,135,416.84
1980 Taxes Cancelled, Abated or Adjusted		6,804.27
Transfer to Tax Title Liens or Fareclosed		2,439.78
Balance Outstanding Dec. 31, 1980		18,381.01
PRIOR YEARS TAXES OUTSTANDING		
Balance January 1, 1980		20,778.94
Collected in 1980		19,759.86
Cancelled, Abated ar Adjusted 1980		
Transfers to Tax Title Liens or Foreclosed		1,019.08
Balance December 31, 1980		
TAX TITLE LIENS OUTSTANDING		
Balance January 1, 1980		9,458.58
Transfer From Taxes		3,576.37
Redeemed in 1980		6,461.27
Cancelled, Abated ar Adjusted (1980)		
Transfers to Foreclosed Property		
Balance December 31, 1980		6,573.68
PROPERTY ACQUIRED BY DEED OR FORECLOSURE		
Balance January 1, 1980		600.00
Transfers From Taxes ar Liens		
Sale for Cash (1980)		
Cancelled, Abated or Adjusted (1980)		
Balance December 31, 1980		600.00

CURRENT FINANCES DECEMBER 31, 1980	
ASSETS	
Cash Dec. 31, 1980	480,949.63
Taxes Receivable	18,381.01
Tax Title Liens	6,573.68
Foreclosed Praperty	600.00
Emergencies & Other Deferred Charges	27,772.68
State and Federal Aid Receivable	
Other Receivables	3,535.40
Total	537,812.40
LIABILITIES, RESERVES, AND SURPLUS	
Cash Liabilities	368,671.30
Reserves for Receivables	29,090.09
Surplus Dec. 31, 1980	140,051.01
Total	537,812.40

1980 3000

0254

Population 1970 6,395
Population 1980 5,603
S & P Rating
Moody Rating

General Tax Rate Per $100. 1.79
State Equalized Tax Rate 1.36

ROCHELLE PARK TOWNSHIP — BERGEN CO.

Form of Government:
Township Committee
Number of Members on Governing Body 5

PER CAPITA		PER CENT:	
Gross Debt	126.20	Gross Debt	.40
Net Debt	102.10	Net Debt	.32
Debt Service	44.16	Tax Levy Collected	99.49
Total Tax Levy	601.64	Tax Levy Cancelled, Abated or Adjusted	
Municipal Expenditures	327.56		

EXPENDITURES	
GENERAL GOVERNMENT	
Governing Body & Public Boards	
Municipal Clerk	
Financial Administration	
Assessment of Taxes	8,305.00
Collection of Taxes	22,425.00
Planning, Housing & Development	4,400.00
Human Resources	3,075.00
Elections	
General Administration (other)	192,311.74
JUDICIARY	
Municipal Courts	20,380.00
PUBLIC SAFETY	
Fire Protection	65,479.51
Police Protection	547,741.37
Civil Defense & Disaster Control	2,492.00
Environmental Inspection & Control	22,772.06
Other Public Safety	
PUBLIC WORKS	
Streets and Drainage	154,697.91
Sewers and Sewage Processing	147,888.48
Garbage and Trash Disposal	91,000.00
Public Buildings and Grounds	53,800.00
Other Public Works	
HEALTH and WELFARE	
Health Services Except Environmental	26,732.00
Welfare-Public Assistance	1,892.00
Hospitals, Clinics, First Aid	
Animal, Insect, & Rodent Control	
Other Welfare Services	
RECREATION and CONSERVATION	
Beaches and Boardwalks	
Parks, Playgrounds, Shade Trees	6,630.00
Land Reclamation & Conservation	
Other Recreational Services	25,000.00
EDUCATION (excluding schools)	
Libraries	4,250.00
Other Educational Services	1,100.00
STATUTORY EXPENDITURES	
Pensions & F. I. C. A.	96,954.44
Employee Fringe Benefits	
Other Statutory Expenditures	5,000.00
CETA And Other Public Employment Programs	
MUNICIPAL FUNCTIONS TOTAL	1,504,226.51
CAPITAL IMPROVEMENTS *MEMO*	15,000.00
DEBT SERVICE	
Principal Payments	217,000.00
Interest Payments	30,413.00
DEFERRED CHARGES	531.97
SCHOOL, COUNTY, SPECIAL DISTRICT TAXES	2,348,529.08
RESERVE FOR UNCOLLECTED TAXES	83,046.00
EXPENDITURES TOTAL	4,183,846.56

REVENUES-REALIZED	
1980 Property Taxes Collected	3,349,156.08
1980 Payments in Lieu of Taxes	500.00
Delinquent Tax & Lien Collections	11,105.22
Business Personalty Replacement Taxes	94,641.56
Taxes from Public Utilities	275,301.00
Other Miscellaneous Tax Revenues	
State Aid Revenues	46,778.99
Federal Aid Revenues	
State and Local Fiscal Assistance Act Utilized	57,254.27
Sale of Acquired Property	
Other Miscellaneous Revenues	125,203.54
Total	3,959,940.66
Prior Years Surplus Appropriated	300,000.00
REVENUES TOTAL	4,259,940.66
Reserve For Uncollected Taxes	83,046.00
CAPITAL OUTLAY TOTAL	127,339.92
Public Enterprises	
Recreation—Culture	
Public Works	117,173.06
Buildings and Grounds	10,166.86
Library and Education	
Conservation	
All Other	

CAPITAL DEBT AUTHORIZED, DECEMBER 31, 1980

ISSUED AND UNISSUED	GROSS DEBT	NET DEBT
School	135,000	
Self-liquidating		
Other	572,075	572,075
Total	707,075	572,075

ISSUED AND OUTSTANDING	
School	135,000.00
Self-Liquidating	
Other	432,000.00
Total	567,000.00
EQUALIZED VALUATION BASIS FOR NET DEBT COMPUTATION	178,911,294

REAL PROPERTY VALUATIONS

Code	Class	# of Parcels	% VAL'N	ASSESSED VALUATION
1	Vacant Land	88	1.45	2,295,400.00
2	Residential	1713	59.93	95,060,550.00
3	Farm			
4a	Commercial	112	33.33	52,864,700.00
4b	Industrial	29	3.05	4,835,400.00
4c	Apartments	3	2.25	3,565,400.00
Total		1945		158,621,450.00

Land Area 1.10 Sq. Miles

Net Valuation Taxable-Municipal	187,438,087
Net Valuation Taxable-County	214,927,283
State Equalized Valuation	237,391,851
State Equalization Ratio	76.05

1980 PROPERTY TAX		
STATE EQUALIZED TAX RATE		
Local District School Taxes	.64	1,577,938.00
Regional & Consolidated School Tax		
School Taxes in Municipal Budget		
County Taxes	.31	770,591.09
County Library Taxes		
Local Municipal Purpose Taxes	.41	999,924.57
Veteran & Senior Citizen Taxes		72,860.00
Total Taxes for Rate Computation	1.36	3,421,313.66
Special District Taxes		
Bank Corp. Taxes		11,512.04
Added and Omitted Taxes		11,038.82
Total Taxes Levied - ABSTRACT		3,371,004.51
Total Taxes Billed		3,366,180.59
1980 TAXES COLLECTED		3,349,156.08
1980 Taxes Cancelled, Abated or Adjusted		
Transfer to Tax Title Liens or Foreclosed		
Balance Outstanding Dec. 31, 1980		17,024.50

PRIOR YEARS TAXES OUTSTANDING	
Balance January 1, 1980	11,288.07
Collected in 1980	11,105.22
Cancelled, Abated or Adjusted 1980	
Transfers to Tax Title Liens or Foreclosed	
Balance December 31, 1980	182.85
TAX TITLE LIENS OUTSTANDING	
Balance January 1, 1980	
Transfer From Taxes	
Redeemed in 1980	
Cancelled, Abated or Adjusted (1980)	
Transfers to Foreclosed Property	
Balance December 31, 1980	
PROPERTY ACQUIRED BY DEED OR FORECLOSURE	
Balance January 1, 1980	5,850.00
Transfers From Taxes or Liens	
Sale for Cash (1980)	
Cancelled, Abated or Adjusted (1980)	
Balance December 31, 1980	5,850.00

CURRENT FINANCES DECEMBER 31, 1980	
ASSETS	
Cash Dec. 31, 1980	618,642.29
Taxes Receivable	17,207.35
Tax Title Liens	
Foreclosed Property	5,850.00
Emergencies & Other Deferred Charges	77,005.93
State and Federal Aid Receivable	194.24
Other Receivables	3,594.35
Total	722,494.26
LIABILITIES, RESERVES, AND SURPLUS	
Cash Liabilities	200,063.43
Reserves for Receivables	26,651.70
Surplus Dec. 31, 1980	495,779.13
Total	722,494.26

1980 3000

1434

Population 1970 6,415
Papulotion 1980 6,852
S & P Roting
Moody Roting

General Tox Rote Per $100. 3.39
State Equalized Tax Rate 2.19

ROCKAWAY BOROUGH — MORRIS COUNTY

Form of Government:
Borough Council
Number of Members on Governing Body 6

PER CAPITA:		PER CENT:	
Gross Debt	180.81	Gross Debt	.97
Net Debt	75.62	Net Debt	.40
Debt Service	24.43	Tax Levy Collected	97.66
Totol Tox Levy	482.92	Tox Levy Cancelled, Aboted or Adjusted	.26
Municipol Expenditures	213.40		

EXPENDITURES	
GENERAL GOVERNMENT	
Gaverning Body & Public Boards	
Municipal Clerk	
Financiol Administration	29,095.00
Assessment of Toxes	7,550.00
Collectian of Toxes	13,000.00
Plonning, Housing & Development	15,390.00
Humon Resaurces	
Elections	
General Administrotion (other)	174,980.00
JUDICIARY	
Municipol Caurts	18,375.00
PUBLIC SAFETY	
Fire Protection	39,280.00
Police Protectian	291,510.00
Civil Defense & Disoster Cantral	2,250.00
Enviranmentol Inspection & Control	19,220.00
Other Public Safety	
PUBLIC WORKS	
Streets and Drainage	153,657.00
Sewers and Sewage Processing	40,317.00
Garbage and Trash Disposal	32,350.00
Public Buildings and Grounds	41,697.00
Other Public Works	
HEALTH and WELFARE	
Health Services Except Enviranmentol	30,954.00
Welfare-Public Assistance	5,505.00
Hospitols, Clinics, First Aid	
Animol, Insect, & Rodent Control	
Other Welfare Services	
RECREATION and CONSERVATION	
Beaches and Boardwalks	
Parks, Playgrounds, Shade Trees	1,500.00
Land Reclamation & Conservation	
Other Recreatianol Services	43,735.00
EDUCATION (excluding schools)	
Libraries	32,823.00
Other Educationol Services	
STATUTORY EXPENDITURES	
Pensions & F. I. C. A	58,250.96
Employee Fringe Benefits	28,869.00
Other Statutory Expenditures	3,000.00
CETA And Other Public Emplayment Programs	18,093.00
MUNICIPAL FUNCTIONS TOTAL	1,101,400.96
CAPITAL IMPROVEMENTS *MEMO*	9,687.74
DEBT SERVICE	
Principal Payments	129,000.00
Interest Payments	38,402.39
DEFERRED CHARGES	2,600.00
SCHOOL, COUNTY, SPECIAL DISTRICT TAXES	2,767,635.46
RESERVE FOR UNCOLLECTED TAXES	190,790.12
EXPENDITURES TOTAL	4,229,828.93

REVENUES-REALIZED		
1980 Praperty Toxes Collected		3,226,798.03
1980 Poyments in Lieu af Toxes		
Delinquent Tox & Lien Collections		84,065.93
Business Personolty Replacement Toxes		182,949.40
Taxes from Public Utilities		184,267.00
Other Miscelloneaus Tox Revenues		
Stote Aid Revenues		52,314.83
Federol Aid Revenues		14,126.71
Stote ond Local Fiscal Assistance Act Utilized		76,320.20
Sole of Acquired Praperty		
Other Miscelloneous Revenues		190,951.96
	Total	4,011,794.06
Prior Years Surplus Appropriated		405,000.00
REVENUES	TOTAL	4,416,794.06
Reserve For Uncollected Taxes		190,790.12
CAPITAL OUTLAY	TOTAL	209,449.35
Public Enterprises		170.08
Recreation—Culture		20,835.98
Public Works		116,717.10
Buildings and Grounds		71,726.23
Library and Educatian		
Conservatian		
All Other		

CAPITAL DEBT AUTHORIZED, DECEMBER 31, 1980

ISSUED AND UNISSUED	GROSS DEBT	NET DEBT
School	550,971	
Self-liquidating	169,725	
Other	518,180	518,180
Totol	1,238,876	518,180

ISSUED AND OUTSTANDING	
School	488,475.86
Self-Liquidating	155,000.00
Other	366,980.00
Total	1,010,455.86
EQUALIZED VALUATION BASIS FOR NET DEBT COMPUTATION	128,328,200

REAL PROPERTY VALUATIONS

Code	Class	# of Parcels	% VAL'N	ASSESSED VALUATION
1	Vacant Land	166	2.47	2,373,600.00
2	Residential	1633	61.76	59,236,100.00
3	Farm			
4a	Commercial	143	19.76	18,949,400.00
4b	Industrial	24	10.01	9,602,500.00
4c	Apartments	24	6.00	5,757,900.00
Total		1990		95,919,500.00

Land Area 2.00 Sq. Miles

Net Valuation Taxable-Municipal	96,856,362
Net Valuation Taxable-County	158,319,345
State Equalized Valuation	149,400,038
State Equalization Ratio	64.61

1980 PROPERTY TAX		
STATE EQUALIZED TAX RATE		
Local District School Taxes	.87	1,311,567.00
Regianal & Consalidated School Tax	.59	886,267.23
School Taxes in Municipal Budget		
County Taxes	.38	569,801.23
County Library Taxes		
Local Municipal Purpose Taxes	.34	510,606.82
Veteran & Senior Citizen Taxes		52,280.00
Total Taxes for Rate Computation	2.18	3,330,522.28
Special District Taxes		
Bank Corp. Taxes		10,123.43
Added and Omitted Taxes		20,577.96
Totol Taxes Levied - ABSTRACT		3,308,943.67
Totol Taxes Billed		3,304,008.64
1980 TAXES COLLECTED		3,226,798.03
1980 Taxes Cancelled, Aboted ar Adjusted		8,602.49
Transfer to Tax Title Liens ar Foreclosed		8,336.01
Balance Outstanding Dec. 31, 1980		60,272.11
PRIOR YEARS TAXES OUTSTANDING		
Balance Janvary 1, 1980		108,740.75
Collected in 1980		79,382.90
Cancelled, Aboted or Adjusted 1980		236.16
Transfers to Tax Title Liens or Foreclosed		277.91
Balance December 31, 1980		28,843.80
TAX TITLE LIENS OUTSTANDING		
Balance Janvary 1, 1980		40,341.62
Transfer From Taxes		8,676.34
Redeemed in 1980		4,682.95
Cancelled, Aboted or Adjusted (1980)		
Transfers to Foreclosed Property		
Balance December 31, 1980		44,334.62
PROPERTY ACQUIRED BY DEED OR FORECLOSURE		
Balance Janvary 1, 1980		6,025.00
Transfers From Taxes or Liens		
Sale for Cash (1980)		
Cancelled, Abated or Adjusted (1980)		
Balance December 31, 1980		6,025.00
CURRENT FINANCES DECEMBER 31, 1980		
ASSETS		
Cash Dec. 31, 1980		804,247.85
Taxes Receivable		89,115.91
Tax Title Liens		44,334.62
Foreclosed Property		6,025.00
Emergencies & Other Deferred Charges		
State and Federal Aid Receivable		7,853.09
Other Receivables		10,488.44
Totol		1,062,065.21
LIABILITIES, RESERVES, AND SURPLUS		
Cash Liabilities		215,976.93
Reserves for Receivables		149,944.27
Surplus Dec. 31, 1980		696,124.04
Totol		1,062,065.21

1980 3000

1435

Population 1970 19,005
Population 1980 19,850
S & P Rating A
Moody Rating A

General Tax Rate Per $100. 5.64
State Equalized Tax Rate 2.62

ROCKAWAY TOWNSHIP – MORRIS COUNTY

Form of Government:
Mayor-Council Plan F (OMCL 50)
Number of Members on Governing Body 9

PER CAPITA:		PER CENT:	
Gross Debt	892.52	Gross Debt	3.85
Net Debt	645.44	Net Debt	2.78
Debt Service	34.70	Tax Levy Collected	96.10
Total Tax Levy	719.58	Tax Levy Cancelled, Abated or Adjusted	.24
Municipal Expenditures	334.90		

EXPENDITURES	
GENERAL GOVERNMENT	
Governing Body & Public Boards	
Municipal Clerk	
Financial Administration	77,400.00
Assessment of Taxes	79,561.00
Collection of Taxes	59,525.00
Planning, Housing & Development	42,602.00
Human Resources	33,650.00
Elections	7,500.00
General Administration (other)	784,031.00
JUDICIARY	
Municipal Courts	82,950.00
PUBLIC SAFETY	
Fire Protection	189,575.00
Police Protection	1,184,423.00
Civil Defense & Disaster Control	18,812.00
Environmental Inspection & Control	112,860.00
Other Public Safety	
PUBLIC WORKS	
Streets and Drainage	766,900.00
Sewers and Sewage Processing	46,750.00
Garbage and Trash Disposal	40,192.00
Public Buildings and Grounds	118,300.00
Other Public Works	
HEALTH and WELFARE	
Health Services Except Environmental	308,150.00
Welfare-Public Assistance	6,150.00
Hospitals, Clinics, First Aid	2,500.00
Animal, Insect, & Rodent Control	18,100.00
Other Welfare Services	
RECREATION and CONSERVATION	
Beaches and Boardwalks	
Parks, Playgrounds, Shade Trees	82,400.00
Land Reclamation & Conservation	3,026.00
Other Recreational Services	88,100.00
EDUCATION (excluding schools)	
Libraries	110,000.00
Other Educational Services	500.00
STATUTORY EXPENDITURES	
Pensions & F. I. C. A.	283,319.00
Employee Fringe Benefits	186,500.00
Other Statutory Expenditures	12,000.00
CETA And Other Public Employment Programs	129,909.00
MUNICIPAL FUNCTIONS TOTAL	4,875,685.00
CAPITAL IMPROVEMENTS *MEMO*	38,216.74
DEBT SERVICE	
Principal Payments	340,027.00
Interest Payments	348,805.00
DEFERRED CHARGES	243,637.46
SCHOOL, COUNTY, SPECIAL DISTRICT TAXES	10,763,358.19
RESERVE FOR UNCOLLECTED TAXES	839,594.45
EXPENDITURES TOTAL	17,411,107.10

REVENUES REALIZED	
1980 Property Taxes Collected	13,734,480.57
1980 Payments in Lieu of Taxes	
Delinquent Tax & Lien Collections	674,851.17
Business Personalty Replacement Taxes	287,109.08
Taxes from Public Utilities	439,200.00
Other Miscellaneous Tax Revenues	
State Aid Revenues	196,308.67
Federal Aid Revenues	71,835.40
State and Local Fiscal Assistance Act Utilized	296,374.00
Sale of Acquired Property	
Other Miscellaneous Revenues	851,975.43
Total	16,552,134.32
Prior Years Surplus Appropriated	925,000.00
REVENUES TOTAL	17,477,134.32
Reserve For Uncollected Taxes	839,594.45
CAPITAL OUTLAY TOTAL	5,457,817.11
Public Enterprises	262,195.69
Recreation—Culture	277,862.41
Public Works	409,901.67
Buildings and Grounds	256,668.21
Library and Education	4,251,189.13
Conservation	
All Other	

CAPITAL DEBT AUTHORIZED, DECEMBER 31, 1980

ISSUED AND UNISSUED	GROSS DEBT	NET DEBT
School	4,642,818	
Self-liquidating	1,258,500	1,141,353
Other	11,815,250	11,670,611
Total	17,716,568	12,811,965

ISSUED AND OUTSTANDING	
School	4,418,510.56
Self-Liquidating	1,176,000.00
Other	10,998,200.00
Total	16,592,710.56
EQUALIZED VALUATION BASIS FOR NET DEBT COMPUTATION	460,593,172

REAL PROPERTY VALUATIONS

Code	Class	# of Parcels	% VAL'N	ASSESSED VALUATION
1	Vacant Land	1405	10.62	26,175,350.00
2	Residential	5790	59.01	145,480,300.00
3	Farm	23	.13	324,400.00
4a	Commercial	108	20.18	49,741,450.00
4b	Industrial	23	7.33	18,079,500.00
4c	Apartments	11	2.73	6,738,900.00
Total		7360		246,539,900.00

Land Area 42.35 Sq. Miles

Net Valuation Taxable-Municipal	248,369,681
Net Valuation Taxable-County	578,525,755
State Equalized Valuation	531,681,354
State Equalization Ratio	46.53

1980 PROPERTY TAX		
STATE EQUALIZED TAX RATE →		
Local District School Taxes	1.05	5,618,098.25
Regional & Consolidated School Tax	.56	2,965,729.08
School Taxes in Municipal Budget		
County Taxes	.39	2,094,170.66
County Library Taxes	.02	85,360.20
Local Municipal Purpose Taxes	.61	3,231,247.00
Veteran & Senior Citizen Taxes		108,620.00
Total Taxes for Rate Computation	2.63	14,103,225.19
Special District Taxes		
Bank Corp. Taxes		5,574.72
Added and Omitted Taxes		283,521.79
Total Taxes Levied - ABSTRACT		14,283,701.70
Total Taxes Billed		14,291,571.80
1980 TAXES COLLECTED		13,734,480.57
1980 Taxes Cancelled, Abated or Adjusted		34,325.04
Transfer to Tax Title Liens or Foreclosed		92,331.14
Balance Outstanding Dec. 31, 1980		430,435.05
PRIOR YEARS TAXES OUTSTANDING		
Balance January 1, 1980		516,064.34
Collected in 1980		288,584.97
Cancelled, Abated or Adjusted 1980		10,018.60
Transfers to Tax Title Liens or Foreclosed		18,958.62
Balance December 31, 1980		198,502.25
TAX TITLE LIENS OUTSTANDING		
Balance January 1, 1980		785,684.57
Transfer From Taxes		114,629.15
Redeemed in 1980		386,266.30
Cancelled, Abated or Adjusted (1980)		
Transfers to Foreclosed Property		
Balance December 31, 1980		514,047.42
PROPERTY ACQUIRED BY DEED OR FORECLOSURE		
Balance January 1, 1980		222,940.00
Transfers From Taxes or Liens		
Sale for Cash (1980)		
Cancelled, Abated or Adjusted (1980)		
Balance December 31, 1980		222,940.00
CURRENT FINANCES DECEMBER 31, 1980		
ASSETS		
Cash Dec. 31, 1980		1,760,490.94
Taxes Receivable		629,937.30
Tax Title Liens		514,047.42
Foreclosed Property		222,940.00
Emergencies & Other Deferred Charges		398,721.41
State and Federal Aid Receivable		135.00
Other Receivables		171,625.13
Total		3,696,897.20
LIABILITIES, RESERVES, AND SURPLUS		
Cash Liabilities		772,654.16
Reserves for Receivables		1,537,549.85
Surplus Dec. 31, 1980		1,386,693.19
Total		3,696,897.20

1980/3000

0255

Population 1970 310
Population 1980 192
S & P Rating
Moody Rating A-1

General Tax Rate Per $100. 1.29
State Equalized Tax Rate .70

ROCKLEIGH BOROUGH — BERGEN COUNTY

Form of Government:
Borough Council
Number of Members on Governing Body 6

PER CAPITA:		PER CENT:	
Gross Debt	4,546.88	Gross Debt	1.25
Net Debt	4,546.88	Net Debt	1.25
Debt Service	493.98	Tax Levy Collected	99.25
Total Tax Levy	2,755.21	Tax Levy Cancelled, Abated or Adjusted	.11
Municipal Expenditures	1,449.45		

EXPENDITURES	
GENERAL GOVERNMENT	
Governing Body & Public Boards	
Municipal Clerk	
Financial Administration	
Assessment of Taxes	1,415.00
Collection of Taxes	2,800.00
Planning, Housing & Development	11,450.00
Human Resources	
Elections	
General Administration (other)	56,705.00
JUDICIARY	
Municipal Courts	550.00
PUBLIC SAFETY	
Fire Protection	34,110.00
Police Protection	7,295.00
Civil Defense & Disaster Control	
Environmental Inspection & Control	8,200.00
Other Public Safety	
PUBLIC WORKS	
Streets and Drainage	22,146.17
Sewers and Sewage Processing	
Garbage and Trash Disposal	7,700.00
Public Buildings and Grounds	7,585.00
Other Public Works	
HEALTH and WELFARE	
Health Services Except Environmental	5,900.00
Welfare-Public Assistance	
Hospitals, Clinics, First Aid	500.00
Animal, Insect, & Rodent Control	600.00
Other Welfare Services	
RECREATION and CONSERVATION	
Beaches and Boardwalks	
Parks, Playgrounds, Shade Trees	200.00
Land Reclamation & Conservation	
Other Recreational Services	1,000.00
EDUCATION (excluding schools)	
Libraries	
Other Educational Services	200.00
STATUTORY EXPENDITURES	
Pensions & F. I. C. A.	1,070.00
Employee Fringe Benefits	
Other Statutory Expenditures	120.00
CETA And Other Public Employment Programs	
MUNICIPAL FUNCTIONS TOTAL	169,646.17
CAPITAL IMPROVEMENTS *MEMO*	20,000.00
DEBT SERVICE	
Principal Payments	50,000.00
Interest Payments	44,843.70
DEFERRED CHARGES	800.00
SCHOOL, COUNTY, SPECIAL DISTRICT TAXES	341,255.09
RESERVE FOR UNCOLLECTED TAXES	13,004.00
EXPENDITURES TOTAL	619,548.96

REVENUES-REALIZED	
1980 Property Taxes Collected	527,546.04
1980 Payments in Lieu of Taxes	
Delinquent Tax & Lien Collections	
Business Personolty Replacement Taxes	39,203.08
Taxes from Public Utilities	41,234.00
Other Miscellaneous Tax Revenues	
State Aid Revenues	
Federal Aid Revenues	
State and Local Fiscal Assistance Act Utilized	7,646.17
Sale of Acquired Property	
Other Miscellaneous Revenues	32,427.08
Total	648,056.37
Prior Years Surplus Appropriated	35,000.00
REVENUES TOTAL	683,056.37
Reserve For Uncollected Taxes	13,004.00
CAPITAL OUTLAY TOTAL	18,203.59
Public Enterprises	
Recreation—Culture	
Public Works	18,203.59
Buildings and Grounds	
Library and Education	
Conservation	
All Other	

CAPITAL DEBT AUTHORIZED, DECEMBER 31, 1980

ISSUED AND UNISSUED	GROSS DEBT	NET DEBT
School		
Self-liquidating		
Other	873,000	873,000
Total	873,000	873,000

ISSUED AND OUTSTANDING	
School	
Self-Liquidating	
Other	850,000.00
Total	850,000.00
EQUALIZED VALUATION BASIS FOR NET DEBT COMPUTATION	69,822,579

REAL PROPERTY VALUATIONS

Code	Class	# of Parcels	% VAL'N	ASSESSED VALUATION
1	Vacant Land	15	1.12	458,500.00
2	Residential	52	10.75	4,393,124.00
3	Farm			
4a	Commercial	5	6.09	2,489,200.00
4b	Industrial	14	82.04	33,531,720.00
4c	Apartments			
Total		86		40,872,544.00

Land Area 1.00 Sq. Miles

Net Valuation Taxable-Municipal	41,202,842
Net Valuation Taxable-County	80,911,709
State Equalized Valuation	75,615,883
State Equalization Ratio	54.29

1980 PROPERTY TAX	
STATE EQUALIZED TAX RATE	
Local District School Taxes .07	49,961.00
Regional & Consolidated School Tax	
School Taxes in Municipal Budget	
County Taxes .38	291,294.09
County Library Taxes	
Local Municipal Purpose Taxes .25	187,744.62
Veteron & Senior Citizen Taxes	1,820.00
Total Taxes for Rate Computation .70	530,819.71
Special District Taxes	
Bank Corp. Taxes	
Added and Omitted Taxes	
Total Taxes Levied - ABSTRACT	528,999.71
Total Taxes Billed	531,516.67
1980 TAXES COLLECTED	527,546.04
1980 Taxes Cancelled, Abated or Adjusted	581.79
Transfer to Tax Title Liens or Foreclosed	
Balance Outstanding Dec. 31, 1980	3,388.84

PRIOR YEARS TAXES OUTSTANDING	
Balance January 1, 1980	3,819.83
Collected in 1980	3,304.09
Cancelled, Abated or Adjusted 1980	
Transfers to Tax Title Liens or Foreclosed	
Balance December 31, 1980	515.74
TAX TITLE LIENS OUTSTANDING	
Balance January 1, 1980	
Transfer From Taxes	
Redeemed in 1980	
Cancelled, Abated or Adjusted (1980)	
Transfers to Foreclosed Property	
Balance December 31, 1980	
PROPERTY ACQUIRED BY DEED OR FORECLOSURE	
Balance January 1, 1980	
Transfers From Taxes or Liens	
Sale for Cash (1980)	
Cancelled, Abated or Adjusted (1980)	
Balance December 31, 1980	

CURRENT FINANCES DECEMBER 31, 1980	
ASSETS	
Cash Dec. 31, 1980	195,210.09
Taxes Receivable	3,904.58
Tax Title Liens	
Foreclosed Property	
Emergencies & Other Deferred Charges	800.00
State and Federal Aid Receivable	
Other Receivables	
Total	199,914.67
LIABILITIES, RESERVES, AND SURPLUS	
Cash Liabilities	55,322.96
Reserves for Receivables	3,904.58
Surplus Dec 31, 1980	140,687.13
Total	199,914.67

1817

Papulation 1970	920
Population 1980	717
S & P Rating	
Moody Rating	A

General Tax Rate Per $100. 4.86

State Equalized Tax Rate 1.85

ROCKY HILL BOROUGH — SOMERSET CO.

Form of Government:
Borough Council
Number of Members on Governing Body 6

PER CAPITA:		PER CENT:	
Gross Debt	249.65	Gross Debt	.89
Net Debt	209.19	Net Debt	.75
Debt Service		Tax Levy Collected	97.54
Total Tax Levy	594.34	Tax Levy Cancelled, Abated or Adjusted	
Municipal Expenditures	239.68		

EXPENDITURES		REVENUES-REALIZED	
GENERAL GOVERNMENT			
Gaverning Bady & Public Baards			
Municipal Clerk		1980 Praperty Taxes Callected	413,336.27
Financial Administratian	5,700.00	1980 Payments in Lieu af Taxes	
Assessment of Taxes	2,100.00	Delinquent Tax & Lien Callectians	24,868.86
Callection af Taxes	5,110.00	Business Personalty Replacement Taxes	26,014.44
Planning, Hausing & Development	12,100.00	Taxes from Public Utilities	37,293.00
Human Resources		Other Miscellaneaus Tax Revenues	
Elections	400.00	State Aid Revenues	6,168.40
General Administratian (ather)	26,165.44	Federal Aid Revenues	
JUDICIARY		State and Local Fiscal Assistance Act Utilized	4,267.00
Municipal Caurts	2,290.93	Sale af Acquired Property	
PUBLIC SAFETY		Other Miscellaneaus Revenues	35,750.97
Fire Protectian	11,800.00	Total	547,698.94
Police Pratectian	4,650.00	Prior Years Surplus Appropriated	50,000.00
Civil Defense & Disaster Control	25.00	REVENUES TOTAL	597,698.94
Enviranmental Inspection & Cantral	10,300.00	Reserve Far Uncallected Taxes	41,019.00
Other Public Safety		CAPITAL OUTLAY TOTAL	
PUBLIC WORKS			
Streets and Drainage	8,800.00	Public Enterprises	
Sewers and Sewage Pracessing		Recreation—Culture	
Garbage and Trash Dispasal	13,000.00	Public Warks	
Public Buildings and Graunds	7,090.00	Buildings and Grounds	
Other Public Warks		Library and Education	
HEALTH and WELFARE		Canservatian	
Health Services Except Environmental	1,600.00	All Other	
Welfare-Public Assistance	65.00	CAPITAL DEBT AUTHORIZED, DECEMBER 31, 1980	
Hospitals, Clinics, First Aid		ISSUED AND UNISSUED — GROSS DEBT — NET DEBT	
Animal, Insect, & Radent Cantral	200.00	Schaal	
Other Welfare Services		Self-liquidating — 179,000 — 149,992	
RECREATION and CONSERVATION		Other	
Beaches and Baardwalks		Tatal — 179,000 — 149,992	
Parks, Playgrounds, Shade Trees			
Land Reclamatian & Canservation		ISSUED AND OUTSTANDING	
Other Recreatianal Services	3,500.00	Schaal	
EDUCATION (excluding schools)		Self-Liquidating	179,000.00
Libraries	1,000.00	Other	
Other Educatianal Services		Total	179,000.00
STATUTORY EXPENDITURES		EQUALIZED VALUATION BASIS	
Pensians & F. I. C. A.	1,600.00	FOR NET DEBT COMPUTATION	20,093,929
Employee Fringe Benefits		REAL PROPERTY VALUATIONS	
Other Statutory Expenditures	154.26	Code Class # of Parcels % VAL'N — ASSESSED VALUATION	
CETA And Other Public Employment Programs		1 Vacant Land 22 3.01 — 260,400.00	
MUNICIPAL FUNCTIONS TOTAL	117,740.63	2 Residential 225 83.94 — 7,256,250.00	
CAPITAL IMPROVEMENTS *MEMO*	21,000.00	3 Farm 1 .72 — 62,000.00	
DEBT SERVICE		4a Commercial 11 4.96 — 428,400.00	
Principal Payments		4b Industrial 1 4.55 — 393,100.00	
Interest Payments		4c Apartments 4 2.82 — 244,100.00	
		Total 264 — 8,644,250.00	
DEFERRED CHARGES	13,087.41	Land Area .60 Sq. Miles	
SCHOOL, COUNTY, SPECIAL DISTRICT TAXES	373,779.67	Net Valuation Taxable-Municipal	8,711,965
RESERVE FOR UNCOLLECTED TAXES	41,019.00	Net Valuation Taxable-County	21,327,926
EXPENDITURES TOTAL	545,626.71	State Equalized Valuation	22,807,177
		State Equalization Ratia	38.09

1980 PROPERTY TAX		
STATE EQUALIZED TAX RATE →	1.15	
Local District School Taxes		263,012.00
Regional & Consolidated School Tax		
School Taxes in Municipal Budget		
County Taxes	.46	104,446.26
County Library Taxes	.03	6,321.41
Local Municipal Purpose Taxes	.21	48,821.42
Veteran & Senior Citizen Taxes		5,490.00
Total Taxes for Rate Computation	1.85	428,091.09
Special District Taxes		
Bank Corp. Taxes		3,169.60
Added and Omitted Taxes		367.76
Total Taxes Levied - ABSTRACT		426,138.45
Total Taxes Billed		423,769.26
1980 TAXES COLLECTED		413,336.27
1980 Taxes Cancelled, Abated or Adjusted		
Transfer to Tax Title Liens or Foreclosed		
Balance Outstanding Dec. 31, 1980		10,432.99
PRIOR YEARS TAXES OUTSTANDING		
Balance January 1, 1980		31,598.93
Collected in 1980		24,868.86
Cancelled, Abated or Adjusted 1980		
Transfers to Tax Title Liens or Foreclosed		
Balance December 31, 1980		6,720.07
TAX TITLE LIENS OUTSTANDING		
Balance January 1, 1980		
Transfer Fram Taxes		
Redeemed in 1980		
Cancelled, Abated ar Adjusted (1980)		
Transfers ta Fareclased Praperty		
Balance December 31, 1980		
PROPERTY ACQUIRED BY DEED OR FORECLOSURE		
Balance January 1, 1980		
Transfers Fram Taxes ar Liens		
Sale far Cash (1980)		
Cancelled, Abated ar Adjusted (1980)		
Balance December 31, 1980		
CURRENT FINANCES DECEMBER 31, 1980		
ASSETS		
Cash Dec. 31, 1980		228,477.90
Taxes Receivable		17,153.06
Tax Title Liens		
Foreclosed Property		
Emergencies & Other Deferred Charges		6,150.62
State and Federal Aid Receivable		
Other Receivables		25,487.41
Total		277,268.99
LIABILITIES, RESERVES, AND SURPLUS		
Cash Liabilities		59,338.59
Reserves for Receivables		42,640.47
Surplus Dec. 31, 1980		175,289.93
Total		277,268.99

1341

Population 1970 815
Population 1980 835
S & P Roting
Moody Rating

Generol Tax Rate Per $100. 3.59
Stote Equalized Tox Rote 2.81

ROOSEVELT BOROUGH — MONMOUTH CO.

Form of Government:
Borough Council
Number of Members on Governing Body 6

PER CAPITA:		PER CENT:	
Gross Debt	634.73	Gross Debt	4.27
Net Debt	634.73	Net Debt	4.27
Debt Service		Tax Levy Collected	94.99
Total Tox Levy	464.44	Tax Levy Cancelled, Aboted or Adjusted	.16
Municipal Expenditures	218.49		

EXPENDITURES	
GENERAL GOVERNMENT	
Governing Body & Public Boards	
Municipal Clerk	
Finoncial Administrotion	6,750.00
Assessment of Toxes	1,850.00
Collection of Taxes	4,500.00
Planning, Housing & Development	1,100.00
Human Resources	700.00
Elections	
General Administration (other)	31,567.00
JUDICIARY	
Municipal Courts	1,525.00
PUBLIC SAFETY	
Fire Protection	5,300.00
Police Protection	10,406.10
Civil Defense & Disaster Control	50.00
Environmental Inspection & Control	872.60
Other Public Safety	
PUBLIC WORKS	
Streets and Drainage	22,400.00
Sewers and Sewage Processing	
Gorbage and Trosh Disposol	13,800.00
Public Buildings and Grounds	13,904.15
Other Public Works	
HEALTH and WELFARE	
Health Services Except Environmental	300.00
Welfare-Public Assistance	300.00
Hospitals, Clinics, First Aid	
Animal, Insect, & Rodent Control	500.00
Other Welfare Services	
RECREATION and CONSERVATION	
Beaches and Boardwalks	
Parks, Ploygrounds, Shade Trees	1,100.00
Land Reclamation & Conservotion	
Other Recreational Services	
EDUCATION (excluding schools)	
Librories	500.00
Other Educational Services	
STATUTORY EXPENDITURES	
Pensions & F. I. C. A.	1,717.24
Employee Fringe Benefits	
Other Statutory Expenditures	250.00
CETA And Other Public Employment Programs	27,803.54
MUNICIPAL FUNCTIONS TOTAL	147,195.63
CAPITAL IMPROVEMENTS *MEMO*	1,000.00
DEBT SERVICE	
Principal Payments	
Interest Payments	
DEFERRED CHARGES	13,040.37
SCHOOL, COUNTY, SPECIAL DISTRICT TAXES	338,721.34
RESERVE FOR UNCOLLECTED TAXES	22,200.00
EXPENDITURES TOTAL	521,157.34

REVENUES-REALIZED		
1980 Property Taxes Collected		368,198.06
1980 Payments in Lieu of Toxes		
Delinquent Tox & Lien Collections		21,778.34
Business Personalty Replacement Taxes		4,603.64
Taxes from Public Utilities		32,711.00
Other Miscellaneous Tox Revenues		
State Aid Revenues		9,110.09
Federal Aid Revenues		11,036.84
State and Local Fiscal Assistonce Act Utilized		10,744.15
Sale of Acquired Property		
Other Miscelloneous Revenues		15,097.22
	Total	473,279.34
Prior Years Surplus Appropriated		35,000.00
REVENUES	TOTAL	508,279.34
Reserve For Uncollected Taxes		22,200.00
CAPITAL OUTLAY	TOTAL	679.50
Public Enterprises		679.50
Recreation—Culture		
Public Works		
Buildings and Grounds		
Library and Education		
Conservation		
All Other		

CAPITAL DEBT AUTHORIZED, DECEMBER 31, 1980

ISSUED AND UNISSUED	GROSS DEBT	NET DEBT
School		
Self-liquidating	530,000	530,000
Other		
Total	530,000	530,000

ISSUED AND OUTSTANDING	
School	
Self-Liquidating	
Other	
Total	
EQUALIZED VALUATION BASIS FOR NET DEBT COMPUTATION	12,415,756

REAL PROPERTY VALUATIONS

Code	Class	# of Parcels	% VAL'N	ASSESSED VALUATION
1	Vacant Land	17	2.49	267,270.00
2	Residential	276	89.49	9,607,690.00
3	Farm	19	4.08	438,015.00
4a	Commercial	5	2.06	220,910.00
4b	Industrial	3	1.88	201,820.00
4c	Apartments			
Total		320		10,735,705.00

Land Areo	1.93 Sq. Miles	
Net Valuation Toxoble-Municipol		10,805,963
Net Valuotion Taxable-County		12,591,449
State Equalized Valuation		13,777,747
State Equalizotion Ratio		78.32

1980 PROPERTY TAX		
STATE EQUALIZED TAX RATE →		
Local District School Toxes	1.92	264,376.00
Regionol & Consolidoted School Tax		
School Taxes in Municipal Budget		
County Taxes	.52	* 71,694.64
County Library Toxes	.02	2,650.70
Locol Municipal Purpose Toxes	.36	49,081.92
Veteran & Senior Citizen Taxes		7,360.00
Total Taxes for Rote Computotion	2.82	395,163.26
Special District Taxes		
Bonk Corp. Taxes		
Added ond Omitted Taxes		
Total Taxes Levied - ABSTRACT		387,803.26
Total Toxes Billed		387,605.11
1980 TAXES COLLECTED		368,198.06
1980 Taxes Cancelled, Abated or Adjusted		601.97
Transfer to Tax Title Liens or Foreclosed		
Balance Outstanding Dec. 31, 1980		18,805.08

PRIOR YEARS TAXES OUTSTANDING	
Balance January 1, 1980	16,291.29
Collected in 1980	16,291.29
Cancelled, Abated or Adjusted 1980	
Transfers to Tax Title Liens or Foreclosed	
Balance December 31, 1980	
TAX TITLE LIENS OUTSTANDING	
Balance January 1, 1980	7,061.50
Transfer From Taxes	
Redeemed in 1980	5,487.05
Cancelled, Abated or Adjusted (1980)	
Transfers to Foreclosed Property	
Balance December 31, 1980	1,574.45
PROPERTY ACQUIRED BY DEED OR FORECLOSURE	
Balance January 1, 1980	
Transfers From Taxes or Liens	
Sale for Cash (1980)	
Cancelled, Abated or Adjusted (1980)	
Balance December 31, 1980	

CURRENT FINANCES DECEMBER 31, 1980	
ASSETS	
Cash Dec. 31, 1980	193,659.97
Taxes Receivable	18,805.08
Tax Title Liens	1,574.45
Foreclosed Property	
Emergencies & Other Deferred Charges	897.97
State ond Federal Aid Receivable	
Other Receivables	4,692.15
Total	219,629.52
LIABILITIES, RESERVES, AND SURPLUS	
Cash Liobilities	137,062.65
Reserves for Receivables	25,072.68
Surplus Dec. 31, 1980	57,494.19
Total	219,629.52

*Includes County Health Service Taxes or County Vocational School Taxes. See Table 13, pgs. 675, 676.

0718

Population 1970 4,500
Population 1980 5,330
S & P Rating
Maady Rating A-1

General Tax Rate Per $100. 3.93
State Equalized Tax Rate 2.93

ROSELAND BOROUGH — ESSEX COUNTY

Form of Government:
Borough Council
Number of Members on Governing Body 6

PER CAPITA:		PER CENT:	
Gross Debt	721.10	Gross Debt	2.29
Net Debt	278.95	Net Debt	.89
Debt Service	16.61	Tax Levy Collected	98.93
Total Tax Levy	1,121.60	Tax Levy Cancelled, Abated or Adjusted	.20
Municipal Expenditures	370.83		

EXPENDITURES		REVENUES-REALIZED	
GENERAL GOVERNMENT			
Gaverning Body & Public Baards			
Municipal Clerk		1980 Property Taxes Collected	5,916,586.61
Financial Administratian		1980 Payments in Lieu af Taxes	
Assessment af Taxes	15,926.00	Delinquent Tax & Lien Collectians	96,669.31
Callectian af Taxes	17,322.00	Business Persanalty Replacement Taxes	162,787.20
Planning, Hausing & Develapment	14,514.00	Taxes fram Public Utilities	381,789.00
Human Resaurces	11,950.00	Other Miscellaneaus Tax Revenues	
Elections	750.00	State Aid Revenues	34,563.22
General Administratian (other)	280,799.00	Federal Aid Revenues	
JUDICIARY		State and Local Fiscal Assistance Act Utilized	38,551.00
Municipal Caurts	28,320.00	Sale af Acquired Praperty	
PUBLIC SAFETY		Other Miscellaneaus Revenues	261,659.92
Fire Pratectian	39,534.00	Total	6,892,606.26
Police Pratectian	493,669.00	Priar Years Surplus Appraapriated	365,000.00
Civil Defense & Disaster Cantral	3,260.00	REVENUES TOTAL	7,257,606.26
Enviranmental Inspectian & Cantral	50,980.00	Reserve Far Uncallected Taxes	292,131.05
Other Public Safety		CAPITAL OUTLAY TOTAL	199,558.33
PUBLIC WORKS			
Streets and Drainage	171,410.00	Public Enterprises	
Sewers and Sewage Pracessing		Recreatian—Culture	35,463.41
Garbage and Trash Disposal	68,051.00	Public Warks	161,694.92
Public Buildings and Graunds	45,581.00	Buildings and Graunds	2,410.00
Other Public Warks		Library and Educatian	
HEALTH and WELFARE		Canservatian	
Health Services Except Enviranmental	18,865.00	All Other	
Welfare-Public Assistance	500.00		
Haspitals, Clinics, First Aid			
Animal, Insect, & Radent Cantral	200.00		
Other Welfare Services			
RECREATION and CONSERVATION			
Beaches and Baardwalks			
Parks, Playgraunds, Shade Trees	7,905.00		
Land Reclamatian & Canservatian	725.00		
Other Recreatianal Services	35,419.00		
EDUCATION (excluding schaals)			
Libraries	49,331.00		
Other Educatianal Services			
STATUTORY EXPENDITURES			
Pensians & F. I. C. A.	85,857.82		
Employee Fringe Benefits	39,800.00		
Other Statutary Expenditures	3,000.00		
CETA And Other Public Emplayment Pragrams			
MUNICIPAL FUNCTIONS TOTAL	1,483,668.82		
CAPITAL IMPROVEMENTS *MEMO*	13,900.00		
DEBT SERVICE			
Principal Payments	30,000.00		
Interest Payments	58,541.87		
DEFERRED CHARGES	112,189.72		
SCHOOL, COUNTY, SPECIAL DISTRICT TAXES	4,956,381.19		
RESERVE FOR UNCOLLECTED TAXES	292,131.05		
EXPENDITURES TOTAL	6,932,912.65		

CAPITAL DEBT AUTHORIZED, DECEMBER 31, 1980

ISSUED AND UNISSUED	GROSS DEBT	NET DEBT
Schaal	1,891,586	
Self-liquidating	644,000	184,345
Other	1,307,857	1,302,439
Total	3,843,443	1,486,785

ISSUED AND OUTSTANDING	
School	1,891,586.80
Self-Liquidating	614,000.00
Other	1,146,850.00
Total	3,652,436.80
EQUALIZED VALUATION BASIS FOR NET DEBT COMPUTATION	167,777,922

REAL PROPERTY VALUATIONS

Code	Class	# af Parcels	% VAL'N	ASSESSED VALUATION
1	Vacant Land	158	5.99	8,813,000.00
2	Residential	1421	53.88	79,275,700.00
3	Farm	20	1.04	1,522,100.00
4a	Commercial	49	20.43	30,065,500.00
4b	Industrial	29	12.31	18,106,700.00
4c	Apartments	1	6.35	9,348,300.00
Total		1678		147,131,300.00

Land Area 3.58 Sq. Miles

Net Valuatian Taxable-Municipal	147,990,300
Net Valuatian Taxable-Caunty	188,659,229
State Equalized Valuatian	197,797,380
State Equalizatian Ratia	74.71

1980 PROPERTY TAX

STATE EQUALIZED TAX RATE →		
Local District Schaal Taxes	.59	1,178,226.50
Regianal & Cansalidated Schaal Tax	.67	1,327,003.37
Schaal Taxes in Municipal Budget		
Caunty Taxes	1.24	2,451,151.32
Caunty Library Taxes		
Local Municipal Purpase Taxes	.43	857,391.97
Veteran & Seniar Citizen Taxes		30,390.00
Total Taxes for Rate Computatian	2.93	5,844,163.16
Special District Taxes		
Bank Carp. Taxes		
Added and Omitted Taxes		164,344.74
Total Taxes Levied - ABSTRACT		5,978,117.90
Total Taxes Billed		5,980,363.53
1980 TAXES COLLECTED		5,916,586.61
1980 Taxes Cancelled, Abated ar Adjusted		11,825.37
Transfer ta Tax Title Liens ar Fareclased		3,871.05
Balance Outstanding Dec. 31, 1980		48,080.50
PRIOR YEARS TAXES OUTSTANDING		
Balance January 1, 1980		102,626.58
Callected in 1980		94,008.17
Cancelled, Abated ar Adjusted 1980		8,618.41
Transfers ta Tax Title Liens ar Fareclased		
Balance December 31, 1980		
TAX TITLE LIENS OUTSTANDING		
Balance January 1, 1980		16,583.31
Transfer Fram Taxes		3,871.05
Redeemed in 1980		2,661.14
Cancelled, Abated ar Adjusted (1980)		
Transfers ta Fareclased Praperty		
Balance December 31, 1980		17,793.22
PROPERTY ACQUIRED BY DEED OR FORECLOSURE		
Balance January 1, 1980		29,100.00
Transfers From Taxes or Liens		
Sale for Cash (1980)		
Cancelled, Abated or Adjusted (1980)		
Balance December 31, 1980		29,100.00

CURRENT FINANCES DECEMBER 31, 1980

ASSETS	
Cash Dec. 31, 1980	1,353,790.74
Taxes Receivable	48,080.50
Tax Title Liens	17,793.22
Fareclased Praperty	29,100.00
Emergencies & Other Deferred Charges	
State and Federal Aid Receivable	711.38
Other Receivables	81,135.24
Total	1,530,611.08
LIABILITIES, RESERVES, AND SURPLUS	
Cash Liabilities	427,513.55
Reserves far Receivables	176,108.96
Surplus Dec. 31, 1980	926,988.57
Total	1,530,611.08

2014

Population 1970 22,630
Population 1980 20,641
S & P Rating
Moody Rating A

General Tax Rate Per $100. 3.32
State Equalized Tax Rate 2.99

ROSELLE BOROUGH — UNION COUNTY

Form of Government:
Borough Council
Number of Members on Governing Body 6

PER CAPITA:		PER CENT	
Gross Debt	43.74	Gross Debt	.33
Net Debt	43.04	Net Debt	.33
Debt Service	5.33	Tax Levy Collected	96.92
Total Tax Levy	442.44	Tax Levy Cancelled, Abated or Adjusted	.41
Municipal Expenditures	257.87		

EXPENDITURES	
GENERAL GOVERNMENT	
Governing Body & Public Boards	
Municipal Clerk	
Financial Administration	10,000.00
Assessment of Taxes	34,075.00
Collection of Taxes	82,050.00
Planning, Housing & Development	6,450.00
Human Resources	101,457.07
Elections	
General Administration (other)	415,285.00
JUDICIARY	
Municipal Courts	30,650.00
PUBLIC SAFETY	
Fire Protection	687,500.00
Police Protection	960,022.24
Civil Defense & Disaster Control	5,275.00
Environmental Inspection & Control	8,200.00
Other Public Safety	
PUBLIC WORKS	
Streets and Drainage	478,867.76
Sewers and Sewage Processing	478,234.65
Garbage and Trash Disposal	524,016.00
Public Buildings and Grounds	61,500.00
Other Public Works	
HEALTH and WELFARE	
Health Services Except Environmental	88,000.00
Welfare-Public Assistance	23,300.00
Hospitals, Clinics, First Aid	
Animal, Insect, & Rodent Control	9,475.00
Other Welfare Services	
RECREATION and CONSERVATION	
Beaches and Boardwalks	
Parks, Playgrounds, Shade Trees	41,300.00
Land Reclamation & Conservation	
Other Recreational Services	31,500.00
EDUCATION (excluding schools)	
Libraries	98,000.00
Other Educational Services	
STATUTORY EXPENDITURES	
Pensions & F. I. C. A.	378,550.00
Employee Fringe Benefits	100,000.00
Other Statutory Expenditures	20,000.00
CETA And Other Public Employment Programs	30,532.00
MUNICIPAL FUNCTIONS TOTAL	4,704,339.72
CAPITAL IMPROVEMENTS *MEMO*	10,000.00
DEBT SERVICE	
Principal Payments	30,000.00
Interest Payments	79,956.16
DEFERRED CHARGES	41,888.41
SCHOOL, COUNTY, SPECIAL DISTRICT TAXES	6,239,704.35
RESERVE FOR UNCOLLECTED TAXES	466,582.00
EXPENDITURES TOTAL	11,562,470.64

REVENUES-REALIZED		
1980 Property Taxes Collected		8,870,136.34
1980 Payments in Lieu of Taxes		27,900.00
Delinquent Tax & Lien Collections		246,581.70
Business Personalty Replacement Taxes		216,995.24
Taxes from Public Utilities		803,573.00
Other Miscellaneous Tax Revenues		
State Aid Revenues		417,150.47
Federal Aid Revenues		
State and Local Fiscal Assistance Act Utilized		216,216.00
Sale of Acquired Property		83,325.00
Other Miscellaneous Revenues		382,860.08
	Total	11,264,737.83
Prior Years Surplus Appropriated		500,000.00
REVENUES	TOTAL	11,764,737.83
Reserve For Uncollected Taxes		466,582.00
CAPITAL OUTLAY	TOTAL	227,720.06
Public Enterprises		
Recreation—Culture		
Public Works		171,662.83
Buildings and Grounds		56,057.23
Library and Education		
Conservation		
All Other		

CAPITAL DEBT AUTHORIZED, DECEMBER 31, 1980

ISSUED AND UNISSUED	GROSS DEBT	NET DEBT
School		
Self-liquidating		
Other	902,764	888,465
Total	902,764	888,465
ISSUED AND OUTSTANDING		
School		
Self-Liquidating		
Other		769,250.00
Total		769,250.00
EQUALIZED VALUATION BASIS FOR NET DEBT COMPUTATION		272,877,682

REAL PROPERTY VALUATIONS

Code	Class	# of Parcels	% VAL'N	ASSESSED VALUATION
1	Vacant Land	183	1.00	2,681,700.00
2	Residential	4759	68.53	182,598,500.00
3	Farm			
4a	Commercial	250	12.21	32,590,900.00
4b	Industrial	81	7.05	18,831,000.00
4c	Apartments	53	11.21	29,923,500.00
Total		5326		267,026,000.00

Land Area 2.70 Sq. Miles

Net Valuation Taxable-Municipal	275,130,875
Net Valuation Taxable-County	287,950,684
State Equalized Valuation	303,908,832
State Equalization Ratio	90.28

1980 PROPERTY TAX		
STATE EQUALIZED TAX RATE		
Local District School Taxes	1.58	4,817,821.50
Regional & Consolidated School Tax		
School Taxes in Municipal Budget		
County Taxes	.47	1,421,882.85
County Library Taxes		
Local Municipal Purpose Taxes	.94	2,867,425.88
Veteran & Senior Citizen Taxes		171,510.00
Total Taxes for Rate Computation	2.99	9,278,640.23
Special District Taxes		
Bank Corp. Taxes		7,478.04
Added and Omitted Taxes		17,843.04
Total Taxes Levied - ABSTRACT		9,132,451.31
Total Taxes Billed		9,152,188.09
1980 TAXES COLLECTED		8,870,136.34
1980 Taxes Cancelled, Abated or Adjusted		27,311.54
Transfer to Tax Title Liens or Foreclosed		13,114.22
Balance Outstanding Dec. 31, 1980		231,625.97
PRIOR YEARS TAXES OUTSTANDING		
Balance January 1, 1980		243,755.32
Collected in 1980		240,790.84
Cancelled, Abated or Adjusted 1980		
Transfers to Tax Title Liens or Foreclosed		2,964.48
Balance December 31, 1980		
TAX TITLE LIENS OUTSTANDING		
Balance January 1, 1980		55,360.61
Transfer From Taxes		16,419.82
Redeemed in 1980		5,790.86
Cancelled, Abated or Adjusted (1980)		
Transfers to Foreclosed Property		
Balance December 31, 1980		65,989.58
PROPERTY ACQUIRED BY DEED OR FORECLOSURE		
Balance January 1, 1980		234,976.00
Transfers From Taxes or Liens		
Sale for Cash (1980)		83,325.00
Cancelled, Abated or Adjusted (1980)		
Balance December 31, 1980		151,651.00

CURRENT FINANCES DECEMBER 31, 1980	
ASSETS	
Cash Dec. 31, 1980	1,424,040.22
Taxes Receivable	231,625.97
Tax Title Liens	65,989.58
Foreclosed Property	151,651.00
Emergencies & Other Deferred Charges	20,202.65
State and Federal Aid Receivable	36,724.50
Other Receivables	18,573.76
Total	1,948,807.68
LIABILITIES, RESERVES, AND SURPLUS	
Cash Liabilities	654,118.13
Reserves for Receivables	467,837.31
Surplus Dec. 31, 1980	826,852.24
Total	1,948,807.68

1980/3000

2015

Population 1970 14,310
Population 1980 13,277
S & P Rating
Moody Rating A

General Tax Rate Per $100 4.27
State Equalized Tax Rate 2.68

ROSELLE PARK BOROUGH – UNION COUNTY

Form of Government:
Borough Council
Number of Members on Governing Body 6

PER CAPITA		PER CENT:	
Gross Debt	357.96	Gross Debt	2.34
Net Debt	280.14	Net Debt	1.83
Debt Service	24.55	Tax Levy Collected	98.55
Total Tax Levy	455.81	Tax Levy Cancelled, Abated or Adjusted	.16
Municipal Expenditures	227.22		

EXPENDITURES		REVENUES-REALIZED	
GENERAL GOVERNMENT			
Governing Body & Public Boards			
Municipal Clerk		1980 Property Taxes Collected	6,014,444.18
Financial Administration		1980 Payments in Lieu of Taxes	
Assessment of Taxes	13,300.00	Delinquent Tax & Lien Collections	80,852.57
Collection of Taxes	32,565.00	Business Personalty Replacement Taxes	115,096.12
Planning, Housing & Development	5,400.00	Taxes from Public Utilities	412,500.00
Human Resources	1,000.00	Other Miscellaneous Tax Revenues	
Elections		State Aid Revenues	177,100.79
General Administration (other)	357,557.00	Federal Aid Revenues	22,473.61
JUDICIARY		State and Local Fiscal Assistance Act Utilized	110,280.00
Municipal Courts	23,470.00	Sale of Acquired Property	
PUBLIC SAFETY		Other Miscellaneous Revenues	230,478.92
Fire Protection	115,237.00	Total	7,171,235.19
Police Protection	672,256.70	Prior Years Surplus Appropriated	420,000.00
Civil Defense & Disaster Control	7,775.00	REVENUES TOTAL	7,591,235.19
Environmental Inspection & Control	35,822.30	Reserve For Uncollected Taxes	274,844.00
Other Public Safety		CAPITAL OUTLAY TOTAL	159,330.84
PUBLIC WORKS			
Streets and Drainage	404,606.00	Public Enterprises	
Sewers and Sewage Processing		Recreation—Culture	
Garbage and Trash Disposal	245,000.00	Public Works	150,570.12
Public Buildings and Grounds	42,950.00	Buildings and Grounds	7,539.25
Other Public Works	5,935.00	Library and Education	1,221.47
HEALTH and WELFARE		Conservation	
Health Services Except Environmental	29,382.00	All Other	
Welfare-Public Assistance	5,900.00	CAPITAL DEBT AUTHORIZED, DECEMBER 31, 1980	
Hospitals, Clinics, First Aid		ISSUED AND UNISSUED — GROSS DEBT / NET DEBT	
Animal, Insect, & Rodent Control	1,500.00	School 1,041,000	
Other Welfare Services		Self-liquidating	
RECREATION and CONSERVATION		Other 3,747,492 / 3,747,492	
Beaches and Boardwalks		Total 4,788,492 / 3,747,492	
Parks, Playgrounds, Shade Trees	20,000.00		
Land Reclamation & Conservation		ISSUED AND OUTSTANDING	
Other Recreational Services	3,150.00	School	1,041,000.00
EDUCATION (excluding schools)		Self-Liquidating	
Libraries	66,800.00	Other	2,318,000.00
Other Educational Services	100.00	Total	3,359,000.00
STATUTORY EXPENDITURES		EQUALIZED VALUATION BASIS FOR NET DEBT COMPUTATION	204,564,200
Pensions & F. I. C. A.	172,525.00		
Employee Fringe Benefits	61,200.00	REAL PROPERTY VALUATIONS	
Other Statutory Expenditures	10,000.00		
CETA And Other Public Employment Programs	13,887.00		
MUNICIPAL FUNCTIONS TOTAL	2,357,817.00		
CAPITAL IMPROVEMENTS *MEMO*	89,798.00		
DEBT SERVICE			
Principal Payments	172,000.00		
Interest Payments	156,365.01		
DEFERRED CHARGES	78,465.17		
SCHOOL, COUNTY, SPECIAL DISTRICT TAXES	4,299,161.89		
RESERVE FOR UNCOLLECTED TAXES	274,844.00		
EXPENDITURES TOTAL	7,338,653.07		

Code	Class	# of Parcels	% VAL'N	ASSESSED VALUATION
1	Vacant Land	42	.27	389,100.00
2	Residential	3090	71.26	101,114,700.00
3	Farm			
4a	Commercial	181	9.77	13,857,700.00
4b	Industrial	28	3.19	4,519,600.00
4c	Apartments	35	15.51	22,008,800.00
Total		3376		141,889,900.00

Land Area 1.30 Sq. Miles

Net Valuation Taxable-Municipal	142,721,734
Net Valuation Taxable-County	204,287,866
State Equalized Valuation	226,711,307
State Equalization Ratio	62.83

1980 PROPERTY TAX		
STATE EQUALIZED TAX RATE		
Local District School Taxes	1.45	3,286,361.10
Regional & Consolidated School Tax		
School Taxes in Municipal Budget		
County Taxes	.44	1,009,800.36
County Library Taxes		
Local Municipal Purpose Taxes	.79	1,793,271.70
Veteran & Senior Citizen Taxes		120,200.00
Total Taxes for Rate Computation	2.68	6,212,633.56
Special District Taxes		
Bank Corp. Taxes		2,571.55
Added and Omitted Taxes		2,353.10
Total Taxes Levied - ABSTRACT		6,007,358.24
Total Taxes Billed		6,006,571.14
1980 TAXES COLLECTED		6,014,444.18
1980 Taxes Cancelled, Abated or Adjusted		9,458.95
Transfer to Tax Title Liens or Foreclosed		10,085.74
Balance Outstanding Dec. 31, 1980		62,583.17
PRIOR YEARS TAXES OUTSTANDING		
Balance January 1, 1980		81,656.77
Collected in 1980		70,467.60
Cancelled, Abated or Adjusted 1980		
Transfers to Tax Title Liens or Foreclosed		2,220.15
Balance December 31, 1980		
TAX TITLE LIENS OUTSTANDING		
Balance January 1, 1980		35,680.00
Transfer From Taxes		12,616.17
Redeemed in 1980		1,384.95
Cancelled, Abated or Adjusted (1980)		
Transfers to Foreclosed Property		
Balance December 31, 1980		47,211.22
PROPERTY ACQUIRED BY DEED OR FORECLOSURE		
Balance January 1, 1980		16,450.00
Transfers From Taxes or Liens		
Sale for Cash (1980)		
Cancelled, Abated or Adjusted (1980)		
Balance December 31, 1980		16,450.00
CURRENT FINANCES DECEMBER 31, 1980		
ASSETS		
Cash Dec. 31, 1980		725,920.81
Taxes Receivable		62,583.17
Tax Title Liens		47,211.22
Foreclosed Property		16,450.00
Emergencies & Other Deferred Charges		
State and Federal Aid Receivable		6,959.00
Other Receivables		9,910.27
Total		869,034.47
LIABILITIES, RESERVES, AND SURPLUS		
Cash Liabilities		145,626.34
Reserves for Receivables		136,154.66
Surplus Dec. 31, 1980		587,253.47
Total		869,034.47

1980 3000

1436

Population 1970 15,855
Population 1980 18,878
S & P Rating
Moody Rating A

General Tax Rate Per $100 3.90
State Equalized Tax Rate 2.13

ROXBURY TOWNSHIP — MORRIS COUNTY

Form of Government:
Township Committee
Number of Members on Governing Body 5

PER CAPITA		PER CENT	
Gross Debt	860.74	Gross Debt	3.56
Net Debt	481.85	Net Debt	2.22
Debt Service	9.10	Tax Levy Collected	96.34
Total Tax Levy	562.55	Tax Levy Cancelled, Abated or Adjusted	.12
Municipal Expenditures	272.99		

EXPENDITURES	
GENERAL GOVERNMENT	
Governing Body & Public Boards	
Municipal Clerk	
Financial Administration	38,275.00
Assessment of Taxes	52,114.96
Collection of Taxes	46,157.51
Planning, Housing & Development	71,225.00
Human Resources	56,344.40
Elections	4,830.04
General Administration (other)	871,673.36
JUDICIARY	
Municipal Courts	73,567.03
PUBLIC SAFETY	
Fire Protection	135,583.00
Police Protection	848,395.55
Civil Defense & Disaster Control	6,519.00
Environmental Inspection & Control	39,442.90
Other Public Safety	
PUBLIC WORKS	
Streets and Drainage	636,541.76
Sewers and Sewage Processing	14,500.00
Garbage and Trash Disposal	248,720.00
Public Buildings and Grounds	163,803.00
Other Public Works	6,000.00
HEALTH and WELFARE	
Health Services Except Environmental	87,741.44
Welfare-Public Assistance	20,914.00
Hospitals, Clinics, First Aid	2,000.00
Animal, Insect, & Rodent Control	2,500.00
Other Welfare Services	
RECREATION and CONSERVATION	
Beaches and Boardwalks	
Parks, Playgrounds, Shade Trees	390,912.75
Land Reclamation & Conservation	5,660.00
Other Recreational Services	1,331.50
EDUCATION (excluding schools)	
Libraries	155,582.87
Other Educational Services	1,250.00
STATUTORY EXPENDITURES	
Pensions & F. I. C. A.	244,461.82
Employee Fringe Benefits	
Other Statutory Expenditures	12,000.00
CETA And Other Public Employment Programs	10,217.00
MUNICIPAL FUNCTIONS TOTAL	4,248,263.89
CAPITAL IMPROVEMENTS *MEMO*	
DEBT SERVICE	
Principal Payments	50,000.00
Interest Payments	121,800.00
DEFERRED CHARGES	259,713.72
SCHOOL, COUNTY, SPECIAL DISTRICT TAXES	8,971,643.00
RESERVE FOR UNCOLLECTED TAXES	473,666.58
EXPENDITURES TOTAL	14,125,087.19

REVENUES-REALIZED		
1980 Property Taxes Collected		10,221,125.73
1980 Payments in Lieu of Taxes		
Delinquent Tax & Lien Collections		331,325.60
Business Personalty Replacement Taxes		388,507.00
Taxes from Public Utilities		678,358.00
Other Miscellaneous Tax Revenues		
State Aid Revenues		495,969.24
Federal Aid Revenues		12,451.03
State and Local Fiscal Assistance Act Utilized		270,725.44
Sale of Acquired Property		
Other Miscellaneous Revenues		795,281.92
	Total	13,193,743.86
Prior Years Surplus Appropriated		1,027,700.00
REVENUES	TOTAL	14,221,443.86
Reserve For Uncollected Taxes		473,666.58
CAPITAL OUTLAY	TOTAL	641,512.11
Public Enterprises		48,914.50
Recreation—Culture		
Public Works		574,276.77
Buildings and Grounds		18,320.84
Library and Education		100.00
Conservation		
All Other		

CAPITAL DEBT AUTHORIZED, DECEMBER 31, 1980

ISSUED AND UNISSUED	GROSS DEBT	NET DEBT
School	6,933,000	
Self-liquidating	5,210,500	4,991,615
Other	4,105,500	4,105,500
Total	16,249,000	9,097,115

ISSUED AND OUTSTANDING	
School	6,933,000.00
Self-Liquidating	5,049,000.00
Other	800,000.00
Total	12,782,000.00
EQUALIZED VALUATION BASIS FOR NET DEBT COMPUTATION	410,220,033

REAL PROPERTY VALUATIONS

Code	Class	# of Parcels	% VAL'N	ASSESSED VALUATION
1	Vacant Land	848	5.42	13,877,350.00
2	Residential	5496	74.54	190,880,150.00
3	Farm	34	.26	670,350.00
4a	Commercial	242	15.87	40,629,800.00
4b	Industrial	18	3.81	9,748,600.00
4c	Apartments	3	.10	260,800.00
Total		6641		256,067,050.00

Land Area 21.46 Sq. Miles

Net Valuation Taxable-Municipal	269,740,535
Net Valuation Taxable-County	496,009,053
State Equalized Voluation	481,335,398
State Equalization Ratio	54.77

1980 PROPERTY TAX		
STATE EQUALIZED TAX RATE		
Local District School Taxes	1.46	7,184,265.29
Regional & Consolidated School Tax		
School Taxes in Municipal Budget		
County Taxes	.36	1,787,377.71
County Library Taxes		
Local Municipal Purpose Taxes	.31	1,541,658.75
Veteran & Senior Citizen Taxes		115,340.00
Total Taxes for Rate Computation	2.13	10,628,641.75
Special District Taxes		
Bank Corp. Taxes		17,473.17
Added and Omitted Taxes		89,872.61
Total Taxes Levied - ABSTRACT		10,620,647.53
Total Taxes Billed		10,609,691.23
1980 TAXES COLLECTED		10,221,125.73
1980 Taxes Cancelled, Abated or Adjusted		12,468.30
Transfer to Tax Title Liens or Foreclosed		117,933.70
Balance Outstanding Dec. 31, 1980		259,113.50
PRIOR YEARS TAXES OUTSTANDING		
Balance January 1, 1980		355,738.38
Collected in 1980		267,189.55
Cancelled, Abated or Adjusted 1980		
Transfers to Tax Title Liens or Foreclosed		86,436.74
Balance December 31, 1980		2,113.09
TAX TITLE LIENS OUTSTANDING		
Balance January 1, 1980		110,627.24
Transfer From Taxes		218,247.44
Redeemed in 1980		64,137.05
Cancelled, Abated or Adjusted (1980)		1,058.86
Transfers to Foreclosed Property		1,781.78
Balance December 31, 1980		261,876.99
PROPERTY ACQUIRED BY DEED OR FORECLOSURE		
Balance January 1, 1980		282,028.46
Transfers From Taxes or Liens		1,781.78
Sale for Cash (1980)		
Cancelled, Abated or Adjusted (1980)		
Balance December 31, 1980		283,810.24

CURRENT FINANCES DECEMBER 31, 1980

ASSETS	
Cash Dec 31 1980	1,787,072.90
Taxes Receivable	260,226.59
Tax Title Liens	261,876.99
Foreclosed Property	283,810.24
Emergencies & Other Deferred Charges	82,500.00
State and Federal Aid Receivable	
Other Receivables	101,924.10
Total	2,787,410.82
LIABILITIES, RESERVES, AND SURPLUS	
Cash Liabilities	755,132.71
Reserves for Receivables	557,937.92
Surplus Dec 31, 1980	1,074,440.19
Total	2,787,410.82

1980 3000

1342

Population 1970	7,435
Population 1980	7,623
S & P Rating	A+
Moody Rating	A-1

General Tax Rate Per $100: 3.68

State Equalized Tax Rate: 2.56

RUMSON BOROUGH – MONMOUTH COUNTY

Form of Government:
Borough Council
Number of Members on Governing Body 6

PER CAPITA		PER CENT	
Gross Debt	1,671.52	Gross Debt	5.43
Net Debt	1,214.52	Net Debt	3.95
Debt Service	85.67	Tax Levy Collected	96.43
Total Tax Levy	920.80	Tax Levy Cancelled, Abated or Adjusted	.03
Municipal Expenditures	399.65		

EXPENDITURES		REVENUES-REALIZED	
GENERAL GOVERNMENT			
Governing Body & Public Boards			
Municipal Clerk		1980 Property Taxes Collected	6,762,527.63
Financial Administration	12,932.08	1980 Payments in Lieu of Taxes	
Assessment of Taxes	40,351.25	Delinquent Tax & Lien Collections	213,591.26
Collection of Taxes	31,385.00	Business Personalty Replacement Taxes	28,282.12
Planning, Housing & Development	16,618.00	Taxes from Public Utilities	355,755.00
Human Resources	175.00	Other Miscellaneous Tax Revenues	
Elections	1,639.47	State Aid Revenues	56,441.14
General Administration (other)	171,199.37	Federal Aid Revenues	16,783.80
JUDICIARY		State and Local Fiscal Assistance Act Utilized	38,748.32
Municipal Courts	14,175.00	Sale of Acquired Property	
PUBLIC SAFETY		Other Miscellaneous Revenues	958,284.23
Fire Protection	71,452.16	Total	8,430,413.50
Police Protection	423,378.44	Prior Years Surplus Appropriated	533,000.00
Civil Defense & Disaster Control	100.00	REVENUES TOTAL	8,963,413.50
Environmental Inspection & Control	31,612.94	Reserve For Uncollected Taxes	464,900.00
Other Public Safety		CAPITAL OUTLAY TOTAL	178,479.91
PUBLIC WORKS			
Streets and Drainage	340,149.58	Public Enterprises	
Sewers and Sewage Processing	225,455.75	Recreation—Culture	5,866.06
Garbage and Trash Disposal	125,921.69	Public Works	119,110.90
Public Buildings and Grounds	24,020.00	Buildings and Grounds	53,502.95
Other Public Works		Library and Education	
HEALTH and WELFARE		Conservation	
Health Services Except Environmental	16,289.00	All Other	
Welfare-Public Assistance	6,034.26		
Hospitals, Clinics, First Aid	1,500.00		
Animal, Insect, & Rodent Control	15,508.16		
Other Welfare Services			
RECREATION and CONSERVATION			
Beaches and Boardwalks			
Parks, Playgrounds, Shade Trees	15,876.90		
Land Reclamation & Conservation	185.00		
Other Recreational Services	34,396.00		
EDUCATION (excluding schools)			
Libraries	23,500.00		
Other Educational Services			
STATUTORY EXPENDITURES			
Pensions & F. I. C. A.	150,875.00		
Employee Fringe Benefits	36,000.00		
Other Statutory Expenditures	4,500.00		
CETA And Other Public Employment Programs	42,123.05		
MUNICIPAL FUNCTIONS TOTAL	1,907,353.05		
CAPITAL IMPROVEMENTS *MEMO*	10,484.85		
DEBT SERVICE			
Principal Payments	260,000.00		
Interest Payments	393,050.00		
DEFERRED CHARGES	21,178.60		
SCHOOL, COUNTY, SPECIAL DISTRICT TAXES	5,806,277.21		
RESERVE FOR UNCOLLECTED TAXES	464,900.00		
EXPENDITURES TOTAL	8,852,798.86		

CAPITAL DEBT AUTHORIZED, DECEMBER 31, 1980

ISSUED AND UNISSUED	GROSS DEBT	NET DEBT
School	2,146,725	
Self-liquidating		
Other	10,595,299	9,258,269
Total	12,742,024	9,258,269

ISSUED AND OUTSTANDING	
School	2,146,725.41
Self-Liquidating	
Other	7,335,000.00
Total	9,481,725.41
EQUALIZED VALUATION BASIS FOR NET DEBT COMPUTATION	234,468,466

REAL PROPERTY VALUATIONS

Code	Class	# of Parcels	% VAL'N	ASSESSED VALUATION
1	Vacant Land	124	1.45	2,739,700.00
2	Residential	2286	93.25	175,672,600.00
3	Farm			
4a	Commercial	89	4.98	9,387,900.00
4b	Industrial			
4c	Apartments	6	.31	580,200.00
Total		2505		188,380,400.00

Land Area 5.20 Sq. Miles

Net Valuation Taxable-Municipal	189,483,340
Net Valuation Taxable-County	237,710,349
State Equalized Valuation	271,842,233
State Equalization Ratio	69.58

1980 PROPERTY TAX		
STATE EQUALIZED TAX RATE		
Local District School Taxes	.77	2,097,005.00
Regional & Consolidated School Tax	.86	2,335,516.72
School Taxes in Municipal Budget		
County Taxes	.49	1,322,754.91
County Library Taxes	.02	50,000.67
Local Municipal Purpose Taxes	.43	1,168,003.58
Veteran & Senior Citizen Taxes		51,460.00
Total Taxes for Rate Computation	2.57	7,025,740.79
Special District Taxes		
Bank Corp. Taxes		7,279.34
Added and Omitted Taxes		37,677.46
Total Taxes Levied - ABSTRACT		7,019,237.59
Total Taxes Billed		7,012,560.39
1980 TAXES COLLECTED		6,762,527.63
1980 Taxes Cancelled, Abated or Adjusted		1,772.79
Transfer to Tax Title Liens or Foreclosed		3,463.82
Balance Outstanding Dec. 31, 1980		244,796.15

PRIOR YEARS TAXES OUTSTANDING	
Balance January 1, 1980	314,431.18
Collected in 1980	200,374.55
Cancelled, Abated or Adjusted 1980	
Transfers to Tax Title Liens or Foreclosed	11,562.64
Balance December 31, 1980	102,493.99
TAX TITLE LIENS OUTSTANDING	
Balance January 1, 1980	4,044.24
Transfer From Taxes	17,659.90
Redeemed in 1980	13,216.71
Cancelled, Abated or Adjusted (1980)	
Transfers to Foreclosed Property	
Balance December 31, 1980	8,487.43
PROPERTY ACQUIRED BY DEED OR FORECLOSURE	
Balance January 1, 1980	5,800.00
Transfers From Taxes or Liens	
Sale for Cash (1980)	
Cancelled, Abated or Adjusted (1980)	
Balance December 31, 1980	5,800.00

CURRENT FINANCES DECEMBER 31, 1980	
ASSETS	
Cash Dec. 31, 1980	3,161,734.73
Taxes Receivable	347,290.14
Tax Title Liens	8,487.43
Foreclosed Property	5,800.00
Emergencies & Other Deferred Charges	35,100.00
State and Federal Aid Receivable	
Other Receivables	46,615.07
Total	3,605,027.37
LIABILITIES, RESERVES, AND SURPLUS	
Cash Liabilities	1,363,422.71
Reserves for Receivables	408,192.64
Surplus Dec. 31, 1980	1,833,412.02
Total	3,605,027.37

1980 3000

0430

Population 1970 10,505
Population 1980 9,461
S & P Rating
Moody Rating A

General Tax Rate Per $100. 3.46
State Equalized Tax Rate 2.87

RUNNEMEDE BOROUGH — CAMDEN COUNTY

Form of Government:
Borough Council
Number of Members on Governing Body 6

PER CAPITA		PER CENT	
Gross Debt	180.21	Gross Debt	1.64
Net Debt	75.80	Net Debt	.69
Debt Service	7.05	Tax Levy Collected	97.22
Total Tax Levy	352.56	Tax Levy Cancelled, Abated or Adjusted	
Municipal Expenditures	147.71		

EXPENDITURES	
GENERAL GOVERNMENT	
Governing Body & Public Boards	15,545.00
Municipal Clerk	
Financial Administration	8,800.00
Assessment of Taxes	8,175.00
Collection of Taxes	26,857.70
Planning, Housing & Development	8,271.57
Human Resources	
Elections	3,800.00
General Administration (other)	157,071.82
JUDICIARY	
Municipal Courts	12,045.00
PUBLIC SAFETY	
Fire Protection	50,562.00
Police Protection	319,629.11
Civil Defense & Disaster Control	647.32
Environmental Inspection & Control	12,090.00
Other Public Safety	
PUBLIC WORKS	
Streets and Drainage	220,970.74
Sewers and Sewage Processing	
Garbage and Trash Disposal	12,500.00
Public Buildings and Grounds	
Other Public Works	
HEALTH and WELFARE	
Health Services Except Environmental	6,380.91
Welfare-Public Assistance	5,875.77
Hospitals, Clinics, First Aid	
Animal, Insect, & Rodent Control	
Other Welfare Services	
RECREATION and CONSERVATION	
Beaches and Boardwalks	
Parks, Playgrounds, Shade Trees	
Land Reclamation & Conservation	
Other Recreational Services	28,357.66
EDUCATION (excluding schools)	
Libraries	20,897.00
Other Educational Services	
STATUTORY EXPENDITURES	
Pensions & F. I. C. A.	68,545.85
Employee Fringe Benefits	23,359.20
Other Statutory Expenditures	2,900.00
CETA And Other Public Employment Programs	49,304.00
MUNICIPAL FUNCTIONS TOTAL	1,062,625.65
CAPITAL IMPROVEMENTS - *MEMO*	11,700.00
DEBT SERVICE	
Principal Payments	36,200.00
Interest Payments	30,462.98
DEFERRED CHARGES	38,190.11
SCHOOL, COUNTY, SPECIAL DISTRICT TAXES	2,926,493.33
RESERVE FOR UNCOLLECTED TAXES	230,015.00
EXPENDITURES TOTAL	4,323,987.07

REVENUES-REALIZED	
1980 Property Taxes Collected	3,239,436.99
1980 Payments in Lieu of Taxes	7,700.00
Delinquent Tax & Lien Collections	95,384.64
Business Personalty Replacement Taxes	69,972.08
Taxes from Public Utilities	401,726.00
Other Miscellaneous Tax Revenues	
State Aid Revenues	96,344.29
Federal Aid Revenues	44,080.89
State and Local Fiscal Assistance Act Utilized	53,081.25
Sale of Acquired Property	
Other Miscellaneous Revenues	113,535.63
Total	4,121,261.77
Prior Years Surplus Appropriated	330,000.00
REVENUES TOTAL	4,451,261.77
Reserve For Uncollected Taxes	230,015.00
CAPITAL OUTLAY TOTAL	233,475.86
Public Enterprises	
Recreation—Culture	
Public Works	105,908.79
Buildings and Grounds	127,567.07
Library and Education	
Conservation	
All Other	

CAPITAL DEBT AUTHORIZED, DECEMBER 31, 1980

ISSUED AND UNISSUED	GROSS DEBT	NET DEBT
School	987,779	
Self-liquidating		
Other	717,145	717,145
Total	1,704,925	717,145

ISSUED AND OUTSTANDING	
School	925,893.49
Self-Liquidating	
Other	585,450.00
Total	1,511,343.49
EQUALIZED VALUATION BASIS FOR NET DEBT COMPUTATION	104,206,959

REAL PROPERTY VALUATIONS

Code	Class	# of Parcels	% VAL'N	ASSESSED VALUATION
1	Vacant Land	120	1.28	1,210,400.00
2	Residential	2412	73.35	69,124,500.00
3	Farm			
4a	Commercial	164	12.52	11,799,400.00
4b	Industrial	10	2.43	2,289,800.00
4c	Apartments	27	10.41	9,814,700.00
Total		2733		94,238,800.00

Land Area 2.00 Sq. Miles

Net Valuation Taxable-Municipal	95,810,491
Net Valuation Taxable-County	108,246,639
State Equalized Valuation	115,044,057
State Equalization Ratio	83.05

1980 PROPERTY TAX		
STATE EQUALIZED TAX RATE		
Local District School Taxes	.95	1,096,010.27
Regional & Consolidated School Tax	.51	588,786.14
School Taxes in Municipal Budget		
County Taxes	1.08	* 1,240,696.92
County Library Taxes		
Local Municipal Purpose Taxes	.34	389,127.00
Veteran & Senior Citizen Taxes		107,850.00
Total Taxes for Rate Computation	2.88	3,423,470.33
Special District Taxes		
Bank Corp. Taxes		3,975.81
Added and Omitted Taxes		15,963.23
Total Taxes Levied - ABSTRACT		3,335,550.37
Total Taxes Billed		3,331,965.74
1980 TAXES COLLECTED		3,239,436.99
1980 Taxes Cancelled, Aboted or Adjusted		
Transfer to Tax Title Liens or Foreclosed		
Balance Outstanding Dec. 31, 1980		92,528.75

PRIOR YEARS TAXES OUTSTANDING	
Balance January 1, 1980	84,016.16
Collected in 1980	91,921.95
Cancelled, Abated or Adjusted 1980	
Transfers to Tax Title Liens or Foreclosed	
Balance December 31, 1980	2,094.21
TAX TITLE LIENS OUTSTANDING	
Balance January 1, 1980	18,756.00
Transfer From Taxes	
Redeemed in 1980	3,462.69
Cancelled, Abated or Adjusted (1980)	
Transfers to Foreclosed Property	
Balance December 31, 1980	15,293.31
PROPERTY ACQUIRED BY DEED OR FORECLOSURE	
Balance January 1, 1980	34,464.80
Transfers From Taxes or Liens	
Sale for Cash (1980)	
Cancelled, Abated or Adjusted (1980)	
Balance December 31, 1980	34,464.80

CURRENT FINANCES DECEMBER 31, 1980	
ASSETS	
Cash Dec. 31, 1980	406,675.67
Taxes Receivable	94,622.96
Tax Title Liens	15,293.31
Foreclosed Property	34,464.80
Emergencies & Other Deferred Charges	35,931.71
State and Federal Aid Receivable	4,673.82
Other Receivables	161,954.76
Total	753,617.03
LIABILITIES, RESERVES, AND SURPLUS	
Cash Liabilities	156,195.64
Reserves for Receivables	306,335.83
Surplus Dec. 31, 1980	291,085.56
Total	753,617.03

*Includes County Health Service Taxes or County Vocational School Taxes. See Table 13, pgs. 675, 676.

0256

Population 1970 20,835
Population 1980 19,068
S & P Rating
Moody Rating A-1

General Tax Rate Per $100 3.43
State Equalized Tax Rate 2.55

RUTHERFORD BOROUGH — BERGEN COUNTY

Form of Government:
Borough Council
Number of Members on Governing Body 6

PER CAPITA:		PER CENT:	
Gross Debt	148.52	Gross Debt	.78
Net Debt	126.50	Net Debt	.66
Debt Service	6.89	Tax Levy Collected	97.14
Total Tax Levy	539.92	Tax Levy Cancelled, Abated or Adjusted	.74
Municipal Expenditures	254.55		

EXPENDITURES	
GENERAL GOVERNMENT	
Governing Body & Public Boards	
Municipal Clerk	
Financial Administration	10,500.00
Assessment of Taxes	39,609.00
Collection of Taxes	80,633.00
Planning, Housing & Development	5,750.00
Human Resources	3,000.00
Elections	
General Administration (other)	518,860.00
JUDICIARY	
Municipal Courts	76,413.00
PUBLIC SAFETY	
Fire Protection	168,827.00
Police Protection	1,329,501.00
Civil Defense & Disaster Control	3,700.00
Environmental Inspection & Control	48,524.00
Other Public Safety	
PUBLIC WORKS	
Streets and Drainage	392,035.00
Sewers and Sewage Processing	181,799.00
Garbage and Trash Disposal	338,667.00
Public Buildings and Grounds	119,413.00
Other Public Works	80,800.00
HEALTH and WELFARE	
Health Services Except Environmental	112,571.00
Welfare Public Assistance	2,500.00
Hospitals, Clinics, First Aid	
Animal, Insect, & Rodent Control	
Other Welfare Services	
RECREATION and CONSERVATION	
Beaches and Boardwalks	
Parks, Playgrounds, Shade Trees	164,005.00
Land Reclamation & Conservation	425.00
Other Recreational Services	152,476.00
EDUCATION (excluding schools)	
Libraries	269,880.00
Other Educational Services	5,000.00
STATUTORY EXPENDITURES	
Pensions & F. I. C. A.	452,300.00
Employee Fringe Benefits	142,000.00
Other Statutory Expenditures	12,500.00
CETA And Other Public Employment Programs	361,000.00
MUNICIPAL FUNCTIONS TOTAL	5,072,688.00
CAPITAL IMPROVEMENTS *MEMO*	49,334.00
DEBT SERVICE	
Principal Payments	65,000.00
Interest Payments	66,425.00
DEFERRED CHARGES	
SCHOOL, COUNTY, SPECIAL DISTRICT TAXES	6,953,446.28
RESERVE FOR UNCOLLECTED TAXES	412,446.08
EXPENDITURES TOTAL	12,570,005.36

REVENUES-REALIZED		
1980 Property Taxes Collected		9,994,054.13
1980 Payments in Lieu of Taxes		
Delinquent Tax & Lien Collections		135,322.04
Business Personalty Replacement Taxes		157,259.64
Taxes from Public Utilities		652,637.00
Other Miscellaneous Tax Revenues		
State Aid Revenues		163,377.95
Federal Aid Revenues		256,268.75
State and Local Fiscal Assistance Act Utilized		193,636.00
Sale of Acquired Property		
Other Miscellaneous Revenues		479,016.97
	Total	12,031,572.48
Prior Years Surplus Appropriated		450,000.00
REVENUES	TOTAL	12,481,572.48
Reserve For Uncollected Taxes		412,446.08
CAPITAL OUTLAY	TOTAL	707,280.23
Public Enterprises		
Recreation—Culture		157.55
Public Works		225,968.59
Buildings and Grounds		481,154.09
Library and Education		
Conservation		
All Other		

CAPITAL DEBT AUTHORIZED, DECEMBER 31, 1980

ISSUED AND UNISSUED	GROSS DEBT	NET DEBT
School	420,000	
Self-liquidating		
Other	2,412,060	2,412,060
Total	2,832,060	2,412,060

ISSUED AND OUTSTANDING	
School	420,000.00
Self-Liquidating	
Other	1,801,500.00
Total	2,221,500.00
EQUALIZED VALUATION BASIS FOR NET DEBT COMPUTATION	364,352,154

REAL PROPERTY VALUATIONS

Code	Class	# of Parcels	% VAL'N	ASSESSED VALUATION
1	Vacant Land	123	2.84	8,308,000.00
2	Residential	4474	72.93	213,255,900.00
3	Farm			
4a	Commercial	226	9.86	28,840,800.00
4b	Industrial	28	7.18	20,986,375.00
4c	Apartments	50	7.19	21,016,800.00
Total		4901		292,407,875.00

Land Area 2.60 Sq. Miles

Net Valuation Taxable-Municipal	299,378,103
Net Valuation Taxable-County	378,081,553
State Equalized Valuation	400,004,557
State Equalization Ratio	74.40

1980 PROPERTY TAX		
STATE EQUALIZED TAX RATE		
Local District School Taxes	1.39	5,577,719.83
Regional & Consolidated School Tax		
School Taxes in Municipal Budget		
County Taxes	.34	1,375,727.45
County Library Taxes		
Local Municipal Purpose Taxes	.82	3,285,983.12
Veterans & Senior Citizen Taxes		150,240.00
Total Taxes for Rate Computation	2.55	10,389,669.40
Special District Taxes		
Bank Corp. Taxes		35,948.27
Added and Omitted Taxes		19,833.65
Total Taxes Levied - ABSTRACT		10,295,211.42
Total Taxes Billed		10,288,502.58
1980 TAXES COLLECTED		9,994,054.13
1980 Taxes Cancelled, Abated or Adjusted		75,882.29
Transfer to Tax Title Liens or Foreclosed		35,932.63
Balance Outstanding Dec. 31, 1980		182,633.48
PRIOR YEARS TAXES OUTSTANDING		
Balance January 1, 1980		138,492.63
Collected in 1980		126,278.09
Cancelled, Abated or Adjusted 1980		
Transfers to Tax Title Liens or Foreclosed		12,204.54
Balance December 31, 1980		
TAX TITLE LIENS OUTSTANDING		
Balance January 1, 1980		11,045.47
Transfer From Taxes		48,609.30
Redeemed in 1980		9,043.95
Cancelled, Abated or Adjusted (1980)		
Transfers to Foreclosed Property		
Balance December 31, 1980		50,610.82
PROPERTY ACQUIRED BY DEED OR FORECLOSURE		
Balance January 1, 1980		10,925.00
Transfers From Taxes or Liens		
Sale for Cash (1980)		
Cancelled, Abated or Adjusted (1980)		
Balance December 31, 1980		10,925.00

CURRENT FINANCES DECEMBER 31, 1980	
ASSETS	
Cash Dec. 31, 1980	1,188,139.06
Taxes Receivable	182,633.48
Tax Title Liens	50,610.82
Foreclosed Property	10,925.00
Emergencies & Other Deferred Charges	
State and Federal Aid Receivable	7,460.00
Other Receivables	3,000.00
Total	1,442,768.36
LIABILITIES, RESERVES, AND SURPLUS	
Cash Liabilities	701,537.43
Reserves for Receivables	247,169.30
Surplus Dec. 31, 1980	494,061.63
Total	1,442,768.36

1980 3000

0257

Population 1970 16,010
Population 1980 14,084
S & P Rating
Moody Rating A-1

General Tax Rate Per $100. 2.11
State Equalized Tax Rate 1.78

SADDLE BROOK TOWNSHIP – BERGEN COUNTY

Form of Government:
Mayor-Council Plan B (OMCL50)
Number of Members on Governing Body 7

PER CAPITA		PER CENT	
Gross Debt	322.59	Gross Debt	1.20
Net Debt	282.76	Net Debt	1.04
Debt Service	40.31	Tax Levy Collected	98.26
Total Tax Levy	555.70	Tax Levy Cancelled, Abated or Adjusted	.25
Municipal Expenditures	259.48		

EXPENDITURES	
GENERAL GOVERNMENT	
Governing Body & Public Boards	23,807.00
Municipal Clerk	41,500.25
Financial Administration	56,950.00
Assessment of Taxes	8,259.00
Collection of Taxes	15,032.00
Planning, Housing & Development	5,450.00
Human Resources	
Elections	3,748.75
General Administration (other)	296,500.00
JUDICIARY	
Municipal Courts	25,718.00
PUBLIC SAFETY	
Fire Protection	64,540.00
Police Protection	780,561.00
Civil Defense & Disaster Control	4,900.00
Environmental Inspection & Control	25,348.00
Other Public Safety	
PUBLIC WORKS	
Streets and Drainage	346,460.00
Sewers and Sewage Processing	160,781.34
Garbage and Trash Disposal	245,231.00
Public Buildings and Grounds	28,518.00
Other Public Works	49,600.00
HEALTH and WELFARE	
Health Services Except Environmental	25,873.00
Welfare-Public Assistance	4,070.00
Hospitals, Clinics, First Aid	
Animal, Insect, & Rodent Control	1,500.00
Other Welfare Services	
RECREATION and CONSERVATION	
Beaches and Boardwalks	
Parks, Playgrounds, Shade Trees	63,367.00
Land Reclamation & Conservation	
Other Recreational Services	6,100.00
EDUCATION (excluding schools)	
Libraries	88,997.00
Other Educational Services	
STATUTORY EXPENDITURES	
Pensions & F. I. C. A.	189,885.75
Employee Fringe Benefits	122,900.00
Other Statutory Expenditures	10,500.00
CETA And Other Public Employment Programs	60,000.00
MUNICIPAL FUNCTIONS TOTAL	2,756,497.09
CAPITAL IMPROVEMENTS *MEMO*	20,000.00
DEBT SERVICE	
Principal Payments	410,000.00
Interest Payments	157,704.45
DEFERRED CHARGES	59,071.60
SCHOOL, COUNTY, SPECIAL DISTRICT TAXES	5,958,025.82
RESERVE FOR UNCOLLECTED TAXES	271,190.75
EXPENDITURES TOTAL	9,612,489.71

REVENUES REALIZED		
1980 Property Taxes Collected		7,678,230.49
1980 Payments in Lieu of Taxes		
Delinquent Tax & Lien Collections		63,518.98
Business Personalty Replacement Taxes		362,686.68
Taxes from Public Utilities		766,014.00
Other Miscellaneous Tax Revenues		
State Aid Revenues		123,966.27
Federal Aid Revenues		56,756.46
State and Local Fiscal Assistance Act Utilized		179,802.26
Sale of Acquired Property		
Other Miscellaneous Revenues		231,316.45
	Total	9,462,491.59
Prior Years Surplus Appropriated		170,000.00
REVENUES	TOTAL	9,632,491.59
Reserve For Uncollected Taxes		271,190.75
CAPITAL OUTLAY	TOTAL	446,694.80
Public Enterprises		
Recreation—Culture		
Public Works		287,023.02
Buildings and Grounds		159,671.78
Library and Education		
Conservation		
All Other		

CAPITAL DEBT AUTHORIZED, DECEMBER 31, 1980

ISSUED AND UNISSUED	GROSS DEBT	NET DEBT
School	561,000	
Self-liquidating	125,550	125,550
Other	3,856,869	3,856,869
Total	4,543,419	3,982,419

ISSUED AND OUTSTANDING	
School	561,000.00
Self-Liquidating	60,000.00
Other	3,030,500.00
Total	3,651,500.00
EQUALIZED VALUATION BASIS FOR NET DEBT COMPUTATION	377,065,276

REAL PROPERTY VALUATIONS

Code	Class	# of Parcels	% VAL'N	ASSESSED VALUATION
1	Vacant Land	146	2.28	8,294,700.00
2	Residential	3757	61.19	222,376,900.00
3	Farm			
4a	Commercial	106	15.66	56,923,500.00
4b	Industrial	89	18.86	68,521,600.00
4c	Apartments	4	2.01	7,286,600.00
Total		4102		363,403,300.00

Land Area 2.70 Sq. Miles

Net Valuation Taxable-Municipal	366,280,972
Net Valuation Taxable-County	383,992,919
State Equalized Valuation	432,484,111
State Equalization Ratio	84.60

1980 PROPERTY TAX		
STATE EQUALIZED TAX RATE		
Local District School Taxes	1.05	4,559,180.00
Regional & Consolidated School Tax		
School Taxes in Municipal Budget		
County Taxes	.32	1,398,845.82
County Library Taxes		
Local Municipal Purpose Taxes	.41	1,764,537.36
Veteran & Senior Citizen Taxes		140,460.00
Total Taxes for Rate Computation	1.78	7,862,023.18
Special District Taxes		
Bank Corp. Taxes		17,038.41
Added and Omitted Taxes		85,932.20
Total Taxes Levied - ABSTRACT		7,826,433.79
Total Taxes Billed		7,814,460.71
1980 TAXES COLLECTED		7,678,230.49
1980 Taxes Cancelled, Abated or Adjusted		27,455.32
Transfer to Tax Title Liens or Foreclosed		3,105.92
Balance Outstanding Dec. 31, 1980		105,668.98
PRIOR YEARS TAXES OUTSTANDING		
Balance January 1, 1980		78,723.28
Collected in 1980		61,095.04
Cancelled, Abated or Adjusted 1980		
Transfers to Tax Title Liens or Foreclosed		
Balance December 31, 1980		17,628.24
TAX TITLE LIENS OUTSTANDING		
Balance January 1, 1980		28,888.41
Transfer From Taxes		3,105.92
Redeemed in 1980		2,423.64
Cancelled, Abated or Adjusted (1980)		
Transfers to Foreclosed Property		
Balance December 31, 1980		29,670.39
PROPERTY ACQUIRED BY DEED OR FORECLOSURE		
Balance January 1, 1980		24,649.00
Transfers From Taxes or Liens		
Sale for Cash (1980)		
Cancelled Abated or Adjusted (1980)		
Balance December 31, 1980		24,649.00

CURRENT FINANCES DECEMBER 31, 1980	
ASSETS	
Cash Dec. 31, 1980	794,228.39
Taxes Receivable	123,297.33
Tax Title Liens	29,670.39
Foreclosed Property	24,649.00
Emergencies & Other Deferred Charges	63,520.00
State and Federal Aid Receivable	2,323.89
Other Receivables	9,433.31
Total	1,057,122.20
LIABILITIES, RESERVES, AND SURPLUS	
Cash Liabilities	404,889.56
Reserves for Receivables	197,040.92
Surplus Dec. 31, 1980	455,182.72
Total	1,057,122.20

1980 3000

0258

Population 1970 2,440
Population 1980 2,763
S & P Rating
Moody Rating

General Tax Rate Per $100. 1.53
State Equalized Tax Rate 1.04

SADDLE RIVER BOROUGH – BERGEN COUNTY

Form of Government:
Borough Council
Number of Members on Governing Body 6

PER CAPITA		PER CENT	
Gross Debt	208.83	Gross Debt	.30
Net Debt	174.45	Net Debt	.25
Debt Service	.65	Tax Levy Collected	96.66
Total Tax Levy	870.79	Tax Levy Cancelled, Abated or Adjusted	.14
Municipal Expenditures	411.52		

EXPENDITURES	
GENERAL GOVERNMENT	
Governing Body & Public Boards	
Municipal Clerk	
Financial Administration	15,400.00
Assessment of Taxes	7,500.00
Collection of Taxes	13,700.00
Planning, Housing & Development	10,300.00
Human Resources	800.00
Elections	
General Administration (other)	139,350.00
JUDICIARY	
Municipal Courts	8,500.00
PUBLIC SAFETY	
Fire Protection	27,000.00
Police Protection	323,900.00
Civil Defense & Disaster Control	100.00
Environmental Inspection & Control	19,750.00
Other Public Safety	
PUBLIC WORKS	
Streets and Drainage	96,600.00
Sewers and Sewage Processing	
Garbage and Trash Disposal	116,000.00
Public Buildings and Grounds	33,500.00
Other Public Works	6,000.00
HEALTH and WELFARE	
Health Services Except Environmental	9,660.00
Welfare-Public Assistance	1,000.00
Hospitals, Clinics, First Aid	1,856.00
Animal, Insect, & Rodent Control	
Other Welfare Services	
RECREATION and CONSERVATION	
Beaches and Boardwalks	
Parks, Playgrounds, Shade Trees	7,100.00
Land Reclamation & Conservation	1,300.00
Other Recreational Services	600.00
EDUCATION (excluding schools)	
Libraries	
Other Educational Services	2,300.00
STATUTORY EXPENDITURES	
Pensions & F. I. C. A.	62,100.00
Employee Fringe Benefits	10,000.00
Other Statutory Expenditures	1,600.00
CETA And Other Public Employment Programs	
MUNICIPAL FUNCTIONS TOTAL	915,916.00
CAPITAL IMPROVEMENTS *MEMO*	40,000.00
DEBT SERVICE	
Principal Payments	
Interest Payments	1,800.00
DEFERRED CHARGES	8,563.63
SCHOOL, COUNTY, SPECIAL DISTRICT TAXES	1,869,408.07
RESERVE FOR UNCOLLECTED TAXES	210,763.64
EXPENDITURES TOTAL	3,006,451.34

REVENUES-REALIZED	
1980 Property Taxes Collected	2,324,851.43
1980 Payments in Lieu of Taxes	
Delinquent Tax & Lien Collections	58,353.45
Business Personalty Replacement Taxes	4,954.92
Taxes from Public Utilities	218,295.00
Other Miscellaneous Tax Revenues	
State Aid Revenues	16,550.18
Federal Aid Revenues	
State and Local Fiscal Assistance Act Utilized	10,743.31
Sale of Acquired Property	
Other Miscellaneous Revenues	223,680.96
Total	2,857,429.25
Prior Years Surplus Appropriated	365,000.00
REVENUES TOTAL	3,222,429.25
Reserve For Uncollected Taxes	210,763.64
CAPITAL OUTLAY TOTAL	212,040.54
Public Enterprises	
Recreation—Culture	
Public Works	132,040.54
Buildings and Grounds	80,000.00
Library and Education	
Conservation	
All Other	

CAPITAL DEBT AUTHORIZED, DECEMBER 31, 1980

ISSUED AND UNISSUED	GROSS DEBT	NET DEBT
School	95,000	
Self-liquidating		
Other	482,000	482,000
Total	577,000	482,000

ISSUED AND OUTSTANDING	
School	95,000.00
Self-Liquidating	
Other	415,000.00
Total	510,000.00
EQUALIZED VALUATION BASIS FOR NET DEBT COMPUTATION	190,931,795

REAL PROPERTY VALUATIONS

Code	Class	# of Parcels	% VAL'N	ASSESSED VALUATION
1	Vacant Land	140	6.53	10,093,900.00
2	Residential	873	91.83	141,887,300.00
3	Farm	15	.37	574,900.00
4a	Commercial	15	1.26	1,953,300.00
4b	Industrial			
4c	Apartments			
Total		1043		154,509,400.00

Land Area 4.90 Sq. Miles

Net Valuation Taxable-Municipal	155,202,671
Net Valuation Taxable-County	191,647,555
State Equalized Valuation	226,287,372
State Equalization Ratio	68.49

1980 PROPERTY TAX		
STATE EQUALIZED TAX RATE		
Local District School Taxes	.52	1,171,070.50
Regional & Consolidated School Tax		
School Taxes in Municipal Budget		
County Taxes	.31	698,337.57
County Library Taxes		
Local Municipal Purpose Taxes	.22	498,674.26
Veteran & Senior Citizen Taxes		13,230.00
Total Taxes for Rate Computation	1.05	2,381,312.36
Special District Taxes		
Bank Corp. Taxes		7,554.62
Added and Omitted Taxes		30,359.00
Total Taxes Levied - ABSTRACT		2,405,595.98
Total Taxes Billed		2,405,189.40
1980 TAXES COLLECTED		2,324,851.43
1980 Taxes Cancelled, Abated or Adjusted		3,375.18
Transfer to Tax Title Liens or Foreclosed		5,449.86
Balance Outstanding Dec. 31, 1980		71,512.93
PRIOR YEARS TAXES OUTSTANDING		
Balance January 1, 1980		61,221.98
Collected in 1980		58,353.45
Cancelled, Abated or Adjusted 1980		571.28
Transfers to Tax Title Liens or Foreclosed		1,929.19
Balance December 31, 1980		368.06
TAX TITLE LIENS OUTSTANDING		
Balance January 1, 1980		
Transfer From Taxes		7,661.08
Redeemed in 1980		
Cancelled, Abated or Adjusted (1980)		
Transfers to Foreclosed Property		
Balance December 31, 1980		7,661.08
PROPERTY ACQUIRED BY DEED OR FORECLOSURE		
Balance January 1, 1980		
Transfers From Taxes or Liens		
Sale for Cash (1980)		
Cancelled, Abated or Adjusted (1980)		
Balance December 31, 1980		

CURRENT FINANCES DECEMBER 31, 1980

ASSETS	
Cash Dec. 31, 1980	1,353,363.19
Taxes Receivable	71,980.99
Tax Title Liens	7,661.08
Foreclosed Property	
Emergencies & Other Deferred Charges	
State and Federal Aid Receivable	
Other Receivables	74.49
Total	1,432,979.75
LIABILITIES, RESERVES, AND SURPLUS	
Cash Liabilities	642,396.30
Reserves for Receivables	79,616.56
Surplus Dec. 31, 1980	710,966.89
Total	1,432,979.75

1980-3000

1712

Population 1970 7,660
Population 1980 6,959
S & P Rating
Moody Rating BAA-1

Generol Tax Rate Per $100. 3.66
State Equalized Tox Rate 3.27

SALEM CITY — SALEM COUNTY

Form of Government:
Special Charter (P.L. 1858 c.65)
Number of Members on Governing Body 9

PER CAPITA:

Gross Debt	521.20
Net Debt	
Debt Service	43.38
Total Tax Levy	264.57
Municipal Expenditures	249.05

PER CENT:

Gross Debt	7.47
Net Debt	
Tax Levy Collected	89.41
Tax Levy Cancelled, Abated or Adjusted	1.17

EXPENDITURES	
GENERAL GOVERNMENT	
Governing Body & Public Boards	
Municipal Clerk	
Financial Administration	26,505.00
Assessment of Taxes	16,533.74
Collection of Taxes	14,161.79
Planning, Housing & Development	34,926.18
Humon Resources	
Elections	
Generol Administration (other)	137,826.28
JUDICIARY	
Municipal Courts	24,556.48
PUBLIC SAFETY	
Fire Protection	36,614.21
Police Protection	489,828.26
Civil Defense & Disaster Control	687.76
Environmental Inspection & Control	3,806.40
Other Public Safety	
PUBLIC WORKS	
Streets and Drainage	236,687.52
Sewers and Sewage Processing	
Garbage and Trash Disposol	21,639.73
Public Buildings and Grounds	16,898.37
Other Public Works	
HEALTH and WELFARE	
Health Services Except Environmental	5,361.63
Welfare-Public Assistance	9,610.83
Hospitals, Clinics, First Aid	
Animal, Insect, & Rodent Control	2,456.00
Other Welfare Services	
RECREATION and CONSERVATION	
Beaches and Boardwalks	
Parks, Playgrounds, Shade Trees	23,140.11
Land Reclamation & Conservotion	
Other Recreational Services	
EDUCATION (excluding schools)	
Libraries	55,000.00
Other Educational Services	
STATUTORY EXPENDITURES	
Pensions & F. I. C. A	88,222.39
Employee Fringe Benefits	17,351.13
Other Statutory Expenditures	4,000.00
CETA And Other Public Employment Programs	
MUNICIPAL FUNCTIONS TOTAL	1,265,913.81
CAPITAL IMPROVEMENTS *MEMO*	142,241.00
DEBT SERVICE	
Principal Payments	141,000.00
Interest Payments	160,873.00
TYPE I SCHL DEBT *MEMO	301,873.00
DEFERRED CHARGES	3,365.49
SCHOOL, COUNTY, SPECIAL DISTRICT TAXES	1,339,854.45
RESERVE FOR UNCOLLECTED TAXES	162,102.86
EXPENDITURES TOTAL	3,073,009.61

REVENUES-REALIZED	
1980 Property Taxes Collected	1,634,451.47
1980 Payments in Lieu of Taxes	
Delinquent Tax & Lien Collections	153,254.74
Business Personalty Replacement Taxes	237,464.80
Taxes from Public Utilities	296,067.00
Other Miscellaneous Tax Revenues	
State Aid Revenues	394,178.41
Federal Aid Revenues	
State and Local Fiscal Assistance Act Utilized	129,962.08
Sale of Acquired Property	48,350.00
Other Miscellaneous Revenues	291,176.57
Total	3,184,905.07
Prior Years Surplus Appropriated	225,000.00
REVENUES TOTAL	3,409,905.07
Reserve For Uncollected Taxes	162,102.86
CAPITAL OUTLAY TOTAL	250,395.78
Public Enterprises	46,046.89
Recreation—Culture	2,704.00
Public Works	97,097.60
Buildings and Grounds	51,547.29
Library and Education	53,000.00
Conservation	
All Other	

CAPITAL DEBT AUTHORIZED, DECEMBER 31, 1980

ISSUED AND UNISSUED	GROSS DEBT	NET DEBT
School	2,735,000	
Self-liquidating	892,000	
Other		
Total	3,627,000	

ISSUED AND OUTSTANDING	
School	2,593,000.00
Self-Liquidating	807,000.00
Other	
Total	3,400,000.00
EQUALIZED VALUATION BASIS FOR NET DEBT COMPUTATION	48,548,959

REAL PROPERTY VALUATIONS

Code	Class	# of Parcels	% VAL'N	ASSESSED VALUATION
1	Vacant Land	216	1.05	500,325.00
2	Residential	1623	57.96	27,606,850.00
3	Farm	14	.30	142,150.00
4a	Commercial	170	23.32	11,110,200.00
4b	Industrial	16	14.77	7,034,500.00
4c	Apartments	7	2.60	1,239,700.00
Total		2046		47,633,725.00

Land Area 2.70 Sq. Miles

Net Valuation Taxable-Municipal	49,833,616
Net Valuation Taxable-County	57,146,797
State Equalized Valuation	55,394,729
State Equalizotion Ratio	89.58

1980 PROPERTY TAX

STATE EQUALIZED TAX RATE	1.70	
Local District School Taxes		947,474.00
Regional & Consolidated School Tax		
School Taxes in Municipal Budget	.08	45,638.58
County Taxes	.87	483,719.86
County Library Taxes		
Local Municipal Purpose Taxes	.62	346,741.87
Veteran & Senior Citizen Taxes		44,570.00
Total Taxes for Rate Computation	3.27	1,868,144.31
Special District Taxes		
Bank Corp. Taxes		13,126.97
Added and Omitted Taxes		4,437.09
Total Taxes Levied - ABSTRACT		1,841,138.37
Total Taxes Billed		1,828,011.40
1980 TAXES COLLECTED		1,634,451.47
1980 Taxes Cancelled, Abated or Adjusted		21,388.96
Transfer to Tax Title Liens or Foreclosed		12,940.83
Balance Outstanding Dec. 31, 1980		159,230.14
PRIOR YEARS TAXES OUTSTANDING		
Balance January 1, 1980		149,467.21
Collected in 1980		146,819.05
Cancelled, Abated or Adjusted 1980		444.26
Transfers to Tax Title Liens or Foreclosed		2,199.50
Balance December 31, 1980		4.40
TAX TITLE LIENS OUTSTANDING		
Balance January 1, 1980		28,322.47
Transfer From Taxes		15,599.19
Redeemed in 1980		6,435.69
Cancelled, Abated or Adjusted (1980)		
Transfers to Foreclosed Property		
Balance December 31, 1980		37,485.97
PROPERTY ACQUIRED BY DEED OR FORECLOSURE		
Balance January 1, 1980		68,150.00
Transfers From Taxes or Liens		
Sale for Cash (1980)		1,100.00
Cancelled Abated or Adjusted (1980)		
Balance December 31, 1980		67,050.00

CURRENT FINANCES DECEMBER 31, 1980

ASSETS	
Cash Dec. 31, 1980	1,145,803.65
Taxes Receivable	159,234.54
Tax Title Liens	37,485.97
Foreclosed Property	67,050.00
Emergencies & Other Deferred Charges	
State and Federal Aid Receivable	512.50
Other Receivables	20,956.46
Total	1,430,983.12
LIABILITIES, RESERVES, AND SURPLUS	
Cash Liabilities	591,424.81
Reserves for Receivables	284,666.97
Surplus Dec. 31, 1980	554,889.34
Total	1,430,983.12

1980 3000

* ABOVE DEBT SERVICE INCLUDES TYPE I SCHOOL DEBT

1917

Population 1970 1,205
Population 1980 1,485
S & P Rating
Moody Rating

General Tax Rate Per $100. 3.03
State Equalized Tax Rate 2.13

SANDYSTON TOWNSHIP – SUSSEX COUNTY

Form of Government:
Township Committee
Number of members on Governing Body 3

PER CAPITA		PER CENT:	
Gross Debt	486.86	Gross Debt	1.99
Net Debt		Net Debt	
Debt Service	.20	Tax Levy Collected	87.19
Total Tax Levy	632.35	Tax Levy Cancelled, Abated or Adjusted	.03
Municipal Expenditures	193.23		

EXPENDITURES		REVENUES-REALIZED		
GENERAL GOVERNMENT				
Governing Body & Public Boards				
Municipal Clerk		1980 Property Taxes Collected		804,638.11
Financial Administration	8,400.00	1980 Payments in Lieu of Taxes		
Assessment of Taxes	6,750.00	Delinquent Tax & Lien Collections		91,102.58
Collection of Taxes	11,900.00	Business Personalty Replacement Taxes		14,602.84
Planning, Housing & Development	2,850.00	Taxes from Public Utilities		97,224.00
Human Resources	450.00	Other Miscellaneous Tax Revenues		2,049.84
Elections		State Aid Revenues		9,202.03
General Administration (other)	21,300.00	Federal Aid Revenues		
JUDICIARY		State and Local Fiscal Assistance Act Utilized		13,605.00
Municipal Courts	9,600.00	Sale of Acquired Property		
PUBLIC SAFETY		Other Miscellaneous Revenues		91,724.43
Fire Protection	11,700.00		Total	1,124,148.83
Police Protection	2,200.00	Prior Years Surplus Appropriated		80,000.00
Civil Defense & Disaster Control	50.00	REVENUES	TOTAL	1,204,148.83
Environmental Inspection & Control	3,900.00	Reserve For Uncollected Taxes		114,052.74
Other Public Safety		CAPITAL OUTLAY	TOTAL	48,369.03
PUBLIC WORKS				
Streets and Drainage	62,105.00	Public Enterprises		
Sewers and Sewage Processing		Recreation—Culture		
Garbage and Trash Disposal		Public Works		48,369.03
Public Buildings and Grounds	3,500.00	Buildings and Grounds		
Other Public Works		Library and Education		
HEALTH and WELFARE		Conservation		
Health Services Except Environmental	7,750.00	All Other		
Welfare-Public Assistance	1,125.00	CAPITAL DEBT AUTHORIZED, DECEMBER 31, 1980		
Hospitals, Clinics, First Aid	1,400.00	ISSUED AND UNISSUED	GROSS DEBT	NET DEBT
Animal, Insect, & Rodent Control	3,300.00	School	723,039	
Other Welfare Services		Self-liquidating		
RECREATION and CONSERVATION		Other		
Beaches and Boardwalks		Total	723,039	
Parks, Playgrounds, Shade Trees				
Land Reclamation & Conservation		ISSUED AND OUTSTANDING		
Other Recreational Services	700.00	School		723,039.07
EDUCATION (excluding schools)		Self-Liquidating		
Libraries		Other		
Other Educational Services		Total		723,039.07
STATUTORY EXPENDITURES		EQUALIZED VALUATION BASIS		
Pensions & F. I. C. A.	11,900.00	FOR NET DEBT COMPUTATION		37,977,337
Employee Fringe Benefits		REAL PROPERTY VALUATIONS		
Other Statutory Expenditures	500.00	Code Class	# of Parcels	% VAL'N	ASSESSED VALUATION
CETA And Other Public Employment Programs		1 Vacant Land	387	11.67	3,439,300.00
MUNICIPAL FUNCTIONS TOTAL	171,380.00	2 Residential	746	69.08	20,352,000.00
CAPITAL IMPROVEMENTS *MEMO*	30,610.14	3 Farm	196	9.74	2,871,100.00
DEBT SERVICE		4a Commercial	44	8.36	2,462,800.00
Principal Payments		4b Industrial	5	1.15	339,200.00
Interest Payments	300.00	4c Apartments			
		Total	1378		29,464,400.00
DEFERRED CHARGES	1,217.00	Land Area 41.40 Sq. Miles			
SCHOOL, COUNTY, SPECIAL DISTRICT TAXES	901,191.75	Net Valuation Taxable-Municipal			29,792,306
RESERVE FOR UNCOLLECTED TAXES	114,052.74	Net Valuation Taxable-County			39,825,619
EXPENDITURES TOTAL	1,188,141.49	State Equalized Valuation			42,109,528
		State Equalization Ratio			70.52

1980 PROPERTY TAX		
STATE EQUALIZED TAX RATE →		
Local District School Taxes	.67	280,243.51
Regional & Consolidated School Tax	.83	351,034.41
School Taxes in Municipal Budget		
County Taxes	.61	* 256,817.76
County Library Taxes	.03	12,996.07
Local Municipal Purpose Taxes		
Veteran & Senior Citizen Taxes		10,580.00
Total Taxes for Rate Computation	2.14	920,771.75
Special District Taxes		
Bank Corp. Taxes		
Added and Omitted Taxes		20,208.89
Total Taxes Levied - ABSTRACT		921,400.64
Total Taxes Billed		922,915.77
1980 TAXES COLLECTED		804,638.11
1980 Taxes Cancelled, Abated or Adjusted		226.85
Transfer to Tax Title Liens or Foreclosed		20,406.67
Balance Outstanding Dec. 31, 1980		97,644.14
PRIOR YEARS TAXES OUTSTANDING		
Balance January 1, 1980		109,144.33
Collected in 1980		79,020.93
Cancelled, Abated or Adjusted 1980		
Transfers to Tax Title Liens or Foreclosed		5,982.25
Balance December 31, 1980		24,141.15
TAX TITLE LIENS OUTSTANDING		
Balance January 1, 1980		35,255.42
Transfer From Taxes		27,170.97
Redeemed in 1980		12,081.65
Cancelled, Abated or Adjusted (1980)		
Transfers to Foreclosed Property		
Balance December 31, 1980		50,344.74
PROPERTY ACQUIRED BY DEED OR FORECLOSURE		
Balance January 1, 1980		
Transfers From Taxes or Liens		
Sale for Cash (1980)		
Cancelled, Abated or Adjusted (1980)		
Balance December 31, 1980		
CURRENT FINANCES DECEMBER 31, 1980		
ASSETS		
Cash Dec. 31, 1980		221,690.72
Taxes Receivable		121,785.29
Tax Title Liens		50,344.74
Foreclosed Property		
Emergencies & Other Deferred Charges		4,850.00
State and Federal Aid Receivable		1,840.54
Other Receivables		86,979.40
Total		487,490.69
LIABILITIES, RESERVES, AND SURPLUS		
Cash Liabilities		44,420.54
Reserves for Receivables		259,109.43
Surplus Dec. 31, 1980		183,960.30
Total		487,490.69

*Includes County Health Service Taxes or County Vocational School Taxes. See Table 13, pgs. 675, 676.

1219

Population 1970 32,705
Population 1980 29,969
S & P Rating
Moody Rating AA

General Tax Rate Per $100. 2.18
State Equalized Tax Rate 1.88

SAYREVILLE BOROUGH — MIDDLESEX CO.

Form of Government:
Borough Council
Number of Members on Governing Body 6

PER CAPITA		PER CENT:	
Gross Debt	777.52	Gross Debt	3.39
Net Debt	489.69	Net Debt	2.13
Debt Service	11.94	Tax Levy Collected	96.52
Total Tax Levy	502.86	Tax Levy Cancelled, Abated or Adjusted	.44
Municipal Expenditures	329.62		

EXPENDITURES	
GENERAL GOVERNMENT	
Governing Body & Public Boards	
Municipal Clerk	52,000.00
Financial Administration	148,525.00
Assessment of Taxes	388,525.00
Collectian af Taxes	73,950.00
Planning, Housing & Develapment	130,845.00
Human Resources	14,000.00
Electians	19,850.00
General Administration (ather)	877,735.00
JUDICIARY	
Municipal Courts	24,700.00
PUBLIC SAFETY	
Fire Protection	159,625.00
Palice Pratection	1,985,278.00
Civil Defense & Disaster Cantral	11,650.00
Environmental Inspection & Cantral	146,875.00
Other Public Safety	
PUBLIC WORKS	
Streets and Drainage	827,225.00
Sewers and Sewage Processing	468,500.00
Garbage and Trash Dispasal	671,000.00
Public Buildings and Grounds	347,700.00
Other Public Works	167,000.00
HEALTH and WELFARE	
Health Services Except Environmental	53,900.00
Welfare-Public Assistance	20,125.00
Hospitals, Clinics, First Aid	8,800.00
Animal, Insect, & Rodent Control	7,095.00
Other Welfare Services	
RECREATION and CONSERVATION	
Beaches and Boardwalks	
Parks, Playgrounds, Shade Trees	281,655.00
Land Reclamation & Canservation	10,335.00
Other Recreational Services	211,650.00
EDUCATION (excluding schools)	
Libraries	250,425.00
Other Educational Services	20,525.00
STATUTORY EXPENDITURES	
Pensians & F. I. C. A.	551,609.21
Employee Fringe Benefits	210,000.00
Other Statutary Expenditures	18,000.00
CETA And Other Public Employment Pragrams	138,296.00
MUNICIPAL FUNCTIONS TOTAL	8,297,798.21
CAPITAL IMPROVEMENTS *MEMO*	180,000.00
DEBT SERVICE	
Principal Payments	170,000.00
Interest Payments	187,970.00
DEFERRED CHARGES	451,619.40
SCHOOL, COUNTY, SPECIAL DISTRICT TAXES	14,944,280.52
RESERVE FOR UNCOLLECTED TAXES	770,883.53
EXPENDITURES TOTAL	24,822,551.66

REVENUES-REALIZED		
1980 Property Taxes Collected		14,591,075.59
1980 Payments in Lieu af Taxes		
Delinquent Tax & Lien Collections		211,336.92
Business Personalty Replacement Taxes		1,449,161.68
Taxes from Public Utilities		5,783,894.00
Other Miscellaneous Tax Revenues		
State Aid Revenues		230,687.19
Federal Aid Revenues		55,335.49
State and Local Fiscal Assistance Act Utilized		378,181.00
Sale of Acquired Property		
Other Miscellaneous Revenues		1,042,152.89
	Total	23,741,824.76
Prior Years Surplus Appropriated		2,325,350.00
REVENUES	TOTAL	26,067,174.76
Reserve For Uncollected Taxes		770,883.53
CAPITAL OUTLAY	TOTAL	2,024,439.45
Public Enterprises		583,505.73
Recreation—Culture		418,925.00
Public Works		558,172.29
Buildings and Grounds		463,061.45
Library and Educatian		774.98
Conservatian		
All Other		

CAPITAL DEBT AUTHORIZED, DECEMBER 31, 1980

ISSUED AND UNISSUED	GROSS DEBT	NET DEBT
School	5,534,000	
Self-liquidating	2,971,000	2,971,000
Other	14,796,785	11,704,597
Total	23,301,785	14,675,597

ISSUED AND OUTSTANDING	
School	5,534,000.00
Self-Liquidating	2,844,000.00
Other	10,100,000.00
Total	18,478,000.00
EQUALIZED VALUATION BASIS FOR NET DEBT COMPUTATION	687,902,065

REAL PROPERTY VALUATIONS

Code	Class	# af Parcels	% VAL'N	ASSESSED VALUATION
1	Vacant Land	916	6.14	41,943,300.00
2	Residential	7785	56.10	383,393,900.00
3	Farm	5	.02	154,900.00
4a	Cammercial	337	7.90	53,989,200.00
4b	Industrial	31	27.01	184,607,200.00
4c	Apartments	11	2.83	19,339,300.00
Total		9085		683,427,700.00

Land Area 16.60 Sq. Miles

Net Valuation Taxable-Municipal	688,374,057
Net Valuation Taxable-County	815,822,975
State Equalized Valuation	794,545,608
State Equalization Ratio	86.68

1980 PROPERTY TAX		
STATE EQUALIZED TAX RATE		
Local District School Taxes	1.32	10,461,162.00
Regianal & Consalidated School Tax		
School Taxes in Municipal Budget		
County Taxes	.56	4,483,119.52
County Library Taxes		
Local Municipal Purpose Taxes		
Veteran & Seniar Citizen Taxes		265,230.00
Total Taxes for Rate Computation	1.88	15,209,510.52
Special District Taxes		
Bank Carp. Taxes		16,443.79
Added and Omitted Taxes		109,508.36
Total Taxes Levied - ABSTRACT		15,070,232.67
Total Taxes Billed		15,117,194.22
1980 TAXES COLLECTED		14,591,075.59
1980 Taxes Cancelled, Abated or Adjusted		66,731.50
Transfer to Tax Title Liens or Fareclased		27,823.48
Balance Outstanding Dec. 31, 1980		431,563.65
PRIOR YEARS TAXES OUTSTANDING		
Balance January 1, 1980		563,593.53
Collected in 1980		210,668.67
Cancelled, Aboted or Adjusted 1980		33,205.26
Transfers to Tax Title Liens or Foreclosed		13,430.27
Bolance December 31, 1980		306,289.33
TAX TITLE LIENS OUTSTANDING		
Balance January 1, 1980		100,130.48
Tronsfer From Taxes		43,714.53
Redeemed in 1980		668.25
Cancelled, Abated or Adjusted (1980)		
Transfers to Foreclosed Property		
Balance December 31, 1980		143,196.16
PROPERTY ACQUIRED BY DEED OR FORECLOSURE		
Balance Jonuary 1, 1980		57,535.00
Transfers From Taxes or Liens		
Sale for Cash (1980)		
Cancelled, Abated or Adjusted (1980)		
Balance December 31, 1980		57,535.00

CURRENT FINANCES DECEMBER 31, 1980 ASSETS	
Cash Dec. 31, 1980	10,089,821.34
Taxes Receivable	737,852.58
Tax Title Liens	143,186.16
Foreclosed Property	57,535.00
Emergencies & Other Deferred Charges	25,000.00
State and Federal Aid Receivable	72,552.80
Other Receivables	697,836.71
Total	11,825,184.99
LIABILITIES, RESERVES, AND SURPLUS	
Cash Liabilities	6,070,391.30
Reserves for Receivables	1,621,461.85
Surplus Dec. 31, 1980	4,133,331.76
Total	11,825,184.99

1980 3000

2016

Population 1970 22,355
Population 1980 20,774
S & P Rating
Moody Rating AA

General Tax Rate Per $100. 4.77
State Equalized Tax Rate 2.65

SCOTCH PLAINS TOWNSHIP – UNION COUNTY

Form of Government:
Council-Manager Plan E (OMCL50)
Number of Members on Governing Body 5

PER CAPITA		PER CENT	
Gross Debt	304.75	Gross Debt	1.34
Net Debt	93.21	Net Debt	.41
Debt Service	10.28	Tax Levy Collected	96.99
Total Tax Levy	688.98	Tax Levy Cancelled, Abated or Adjusted	.13
Municipal Expenditures	267.68		

EXPENDITURES		REVENUES-REALIZED	
GENERAL GOVERNMENT			
Governing Body & Public Boards			
Municipal Clerk		1980 Property Taxes Collected	13,881,511.00
Financial Administration	74,015.00	1980 Payments in Lieu of Taxes	
Assessment of Taxes	36,904.00	Delinquent Tax & Lien Collections	315,224.71
Collection of Taxes	45,698.00	Business Personalty Replacement Taxes	134,129.92
Planning, Housing & Development	33,741.00	Taxes from Public Utilities	1,118,940.18
Human Resources	7,690.00	Other Miscellaneous Tax Revenues	
Elections	4,450.00	State Aid Revenues	192,073.55
General Administration (other)	691,608.00	Federal Aid Revenues	8,281.59
JUDICIARY		State and Local Fiscal Assistance Act Utilized	179,699.37
Municipal Courts	32,407.00	Sale of Acquired Property	
PUBLIC SAFETY		Other Miscellaneous Revenues	894,027.47
Fire Protection	223,888.00	Total	16,713,887.79
Police Protection	1,106,585.00	Prior Years Surplus Appropriated	1,500,000.00
Civil Defense & Disaster Control	8,640.00	REVENUES TOTAL	18,213,887.79
Environmental Inspection & Control	107,073.00	Reserve For Uncollected Taxes	792,490.00
Other Public Safety		CAPITAL OUTLAY TOTAL	132,593.98
PUBLIC WORKS			
Streets and Drainage	736,903.00	Public Enterprises	
Sewers and Sewage Processing	329,944.00	Recreation—Culture	2,085.00
Garbage and Trash Disposal		Public Works	130,533.98
Public Buildings and Grounds	67,335.00	Buildings and Grounds	375.00
Other Public Works		Library and Education	
HEALTH and WELFARE		Conservation	
Health Services Except Environmental	39,994.00	All Other	
Welfare-Public Assistance	11,140.00	CAPITAL DEBT AUTHORIZED, DECEMBER 31, 1980	
Hospitals, Clinics, First Aid	2,000.00	ISSUED AND UNISSUED	GROSS DEBT / NET DEBT
Animal, Insect, & Rodent Control		School	4,213,933
Other Welfare Services		Self-liquidating	
RECREATION and CONSERVATION		Other	2,117,000 / 1,936,420
Beaches and Boardwalks		Total	6,330,933 / 1,936,420
Parks, Playgrounds, Shade Trees	119,818.00		
Land Reclamation & Conservation		ISSUED AND OUTSTANDING	
Other Recreational Services	66,474.50	School	4,213,933.01
EDUCATION (excluding schools)		Self-Liquidating	
Libraries	200,272.00	Other	1,609,000.00
Other Educational Services		Total	5,822,933.01
STATUTORY EXPENDITURES		EQUALIZED VALUATION BASIS	
Pensions & F. I. C. A.	392,124.00	FOR NET DEBT COMPUTATION	473,773,437
Employee Fringe Benefits		REAL PROPERTY VALUATIONS	
Other Statutory Expenditures	10,000.00		
CETA And Other Public Employment Programs	18,649.00		
MUNICIPAL FUNCTIONS TOTAL	4,367,742.50		
CAPITAL IMPROVEMENTS *MEMO*	100.00		
DEBT SERVICE			
Principal Payments	130,000.00		
Interest Payments	83,655.00		
DEFERRED CHARGES	83,007.57		
SCHOOL, COUNTY, SPECIAL DISTRICT TAXES	12,234,129.21		
RESERVE FOR UNCOLLECTED TAXES	792,490.00		
EXPENDITURES TOTAL	17,691,024.28		

Code	Class	# of Parcels	% VAL'N	ASSESSED VALUATION
1	Vacant Land	289	2.11	6,235,100.00
2	Residential	6120	86.31	254,709,700.00
3	Farm	21	.31	918,300.00
4a	Commercial	241	8.94	26,395,700.00
4b	Industrial	24	.85	2,501,700.00
4c	Apartments	4	1.48	4,363,900.00
Total		6699		295,124,400.00

Land Area	9.20 Sq. Miles
Net Valuation Taxable-Municipal	296,931,240
Net Valuation Taxable-County	482,083,232
State Equalized Valuation	532,510,732
State Equalization Ratio	55.61

1980 PROPERTY TAX		
STATE EQUALIZED TAX RATE		
Local District School Taxes		
Regional & Consolidated School Tax	1.84	9,851,331.22
School Taxes in Municipal Budget		
County Taxes	.45	2,382,797.89
County Library Taxes		
Local Municipal Purpose Taxes	.36	1,922,001.54
Veteran & Senior Citizen Taxes		144,210.00
Total Taxes for Rate Computation	2.65	14,300,340.75
Special District Taxes		
Bank Corp. Taxes		7,520.61
Added and Omitted Taxes		140,174.19
Total Taxes Levied - ABSTRACT		14,312,825.55
Total Taxes Billed		14,312,733.87
1980 TAXES COLLECTED		13,881,511.00
1980 Taxes Cancelled, Abated or Adjusted		19,057.09
Transfer to Tax Title Liens or Foreclosed		26,533.21
Balance Outstanding Dec. 31, 1980		385,592.57
PRIOR YEARS TAXES OUTSTANDING		
Balance January 1, 1980		309,710.25
Collected in 1980		302,546.36
Cancelled, Abated or Adjusted 1980		
Transfers to Tax Title Liens or Foreclosed		7,132.99
Balance December 31, 1980		30.90
TAX TITLE LIENS OUTSTANDING		
Balance January 1, 1980		134,232.47
Transfer From Taxes		34,858.64
Redeemed in 1980		12,678.35
Cancelled, Abated or Adjusted (1980)		
Transfers to Foreclosed Property		
Balance December 31, 1980		156,513.06
PROPERTY ACQUIRED BY DEED OR FORECLOSURE		
Balance January 1, 1980		103,045.00
Transfers From Taxes or Liens		
Sale for Cash (1980)		
Cancelled, Abated or Adjusted (1980)		
Balance December 31, 1980		103,045.00
CURRENT FINANCES DECEMBER 31, 1980		
ASSETS		
Cash Dec. 31, 1980		2,874,841.78
Taxes Receivable		385,623.47
Tax Title Liens		156,513.06
Foreclosed Property		103,045.00
Emergencies & Other Deferred Charges		
State and Federal Aid Receivable		
Other Receivables		32,755.09
Total		3,552,778.40
LIABILITIES, RESERVES, AND SURPLUS		
Cash Liabilities		1,028,949.78
Reserves for Receivables		677,936.62
Surplus Dec. 31, 1980		1,845,892.00
Total		3,552,778.40

1980 3000

1343

Papulation 1970 1,340
Papulation 1980 1,812
S & P Rating
Maady Rating BAA-1

General Tax Rate Per $100. 4.48
State Equalized Tax Rate 2.52

SEA BRIGHT BOROUGH — MONMOUTH CO.

Form of Government:
Borough Council
Number of Members on Governing Body 6

PER CAPITA:

Grass Debt	804.83
Net Debt	702.64
Debt Service	45.03
Total Tax Levy	806.25
Municipal Expenditures	556.48

PER CENT:

Grass Debt	2.94
Net Debt	2.56
Tax Levy Collected	95.04
Tax Levy Cancelled, Abated or Adjusted	

EXPENDITURES	
GENERAL GOVERNMENT	
Governing Body & Public Boards	
Municipal Clerk	
Financial Administratian	7,726.00
Assessment of Taxes	6,000.00
Collectian of Taxes	12,116.00
Planning, Housing & Development	6,102.00
Human Resources	
Electians	
General Administratian (other)	129,092.00
JUDICIARY	
Municipal Caurts	16,572.00
PUBLIC SAFETY	
Fire Pratectian	28,300.00
Palice Pratectian	219,825.00
Civil Defense & Disaster Cantral	2,200.00
Enviranmental Inspectian & Cantral	8,002.00
Other Public Safety	
PUBLIC WORKS	
Streets and Drainage	78,904.00
Sewers and Sewage Processing	127,481.00
Garbage and Trash Dispasal	42,396.00
Public Buildings and Grounds	15,950.00
Other Public Warks	
HEALTH and WELFARE	
Health Services Except Enviranmental	18,980.00
Welfare-Public Assistance	3,200.00
Haspitals, Clinics, First Aid	800.00
Animal, Insect, & Radent Cantral	
Other Welfare Services	
RECREATION and CONSERVATION	
Beaches and Baardwalks	40,012.00
Parks, Playgraunds, Shade Trees	17,000.00
Land Reclamatian & Canservatian	
Other Recreatianal Services	
EDUCATION (excluding schaals)	
Libraries	
Other Educatianal Services	
STATUTORY EXPENDITURES	
Pensians & F. I. C. A.	48,781.00
Employee Fringe Benefits	
Other Statutary Expenditures	4,000.00
CETA And Other Public Emplayment Pragrams	
MUNICIPAL FUNCTIONS TOTAL	833,539.00
CAPITAL IMPROVEMENTS *MEMO*	8,000.00
DEBT SERVICE	
Principal Payments	25,000.00
Interest Payments	56,594.20
DEFERRED CHARGES	
SCHOOL, COUNTY, SPECIAL DISTRICT TAXES	926,853.41
RESERVE FOR UNCOLLECTED TAXES	93,203.00
EXPENDITURES TOTAL	1,935,189.61

REVENUES-REALIZED		
1980 Praperty Taxes Callected		1,384,785.37
1980 Payments in Lieu af Taxes		
Delinquent Tax & Lien Callectians		93,788.14
Business Persanalty Replacement Taxes		34,871.76
Taxes fram Public Utilities		77,232.00
Other Miscellaneaus Tax Revenues		
State Aid Revenues		12,052.17
Federal Aid Revenues		
State and Local Fiscal Assistance Act Utilized		38,641.00
Sale af Acquired Praperty		
Other Miscellaneaus Revenues		183,117.71
	Tatal	1,824,488.15
Priar Years Surplus Appraprieted		170,000.00
REVENUES	TOTAL	1,994,488.15
Reserve Far Uncallected Taxes		93,203.00
CAPITAL OUTLAY	TOTAL	124,499.01
Public Enterprises		
Recreatian—Culture		
Public Warks		124,499.01
Buildings and Grounds		
Library and Educatian		
Canservatian		
All Other		

CAPITAL DEBT AUTHORIZED, DECEMBER 31, 1980

ISSUED AND UNISSUED	GROSS DEBT	NET DEBT
Schaal	185,176	
Self-liquidating		
Other	1,273,182	1,273,182
Tatal	1,458,359	1,273,182
ISSUED AND OUTSTANDING		
Schaal		185,176.85
Self-Liquidating		
Other		762,686.00
Tatal		947,862.85
EQUALIZED VALUATION BASIS FOR NET DEBT COMPUTATION		49,675,344

REAL PROPERTY VALUATIONS

Cade	Class	# af Parcels	% VAL'N	ASSESSED VALUATION
1	Vacant Land	186	2.52	810,820.00
2	Residential	676	55.23	17,765,450.00
3	Farm			
4a	Commercial	79	29.93	9,626,450.00
4b	Industrial			
4c	Apartments	16	12.32	3,964,350.00
Total		957		32,167,070.00

Land Area .60 Sq. Miles

Net Valuatian Taxable-Municipal	32,354,871
Net Valuatian Taxable-Caunty	53,990,494
State Equalized Valuatian	57,322,916
State Equalizatian Ratia	56.30

1980 PROPERTY TAX		
STATE EQUALIZED TAX RATE		
Local District Schaal Taxes	.32	184,780.00
Regianal & Cansalidated Schaal Tax	.75	429,810.75
Schaal Taxes in Municipal Budget		
County Taxes	.52	300,897.85
County Library Taxes	.02	11,364.81
Local Municipal Purpase Taxes	.91	522,162.00
Veteran & Senior Citizen Taxes		12,380.00
Tatal Taxes far Rate Camputatian	2.52	1,461,395.41
Special District Taxes		
Bank Carp. Taxes		3,881.48
Added and Omitted Taxes		8,029.14
Tatal Taxes Levied ABSTRACT		1,460,926.03
Tatal Taxes Billed		1,457,044.55
1980 TAXES COLLECTED		1,384,785.37
1980 Taxes Cancelled, Abated ar Adjusted		
Transfer ta Tax Title Liens ar Fareclased		
Balance Outstanding Dec 31, 1980		72,259.18

PRIOR YEARS TAXES OUTSTANDING	
Balance January 1, 1980	88,565.67
Callected in 1980	88,565.67
Cancelled, Abated ar Adjusted 1980	
Transfers to Tax Title Liens ar Fareclased	
Balance December 31, 1980	
TAX TITLE LIENS OUTSTANDING	
Balance January 1, 1980	10,484.50
Transfer Fram Taxes	
Redeemed in 1980	5,222.47
Cancelled, Abated ar Adjusted (1980)	
Transfers ta Fareclased Praperty	
Balance December 31, 1980	5,262.03
PROPERTY ACQUIRED BY DEED OR FORECLOSURE	
Balance January 1, 1980	3,800.00
Transfers Fram Taxes ar Liens	
Sale far Cash (1980)	
Cancelled Abated ar Adjusted (1980)	
Balance December 31, 1980	3,800.00

CURRENT FINANCES DECEMBER 31, 1980	
ASSETS	
Cash Dec. 31, 1980	530,485.06
Taxes Receivable	72,259.18
Tax Title Liens	5,262.03
Fareclased Praperty	3,800.00
Emergencies & Other Deferred Charges	
State and Federal Aid Receivable	613.49
Other Receivables	
Tatal	612,419.76
LIABILITIES, RESERVES, AND SURPLUS	
Cash Liabilities	326,043.34
Reserves far Receivables	81,321.21
Surplus Dec 31, 1980	205,055.21
Tatal	612,419.76

1344

Population 1970	2,210		
Population 1980	2,650	General Tax Rate Per $100	3.24
S & P Rating		State Equalized Tax Rate	1.57
Moody Rating	A		

SEA GIRT BOROUGH — MONMOUTH CO.

Form of Government:
Borough Council
Number of Members on Governing Body 6

PER CAPITA		PER CENT:	
Gross Debt	831.39	Gross Debt	1.91
Net Debt	301.89	Net Debt	.69
Debt Service	17.62	Tax Levy Collected	97.04
Total Tax Levy	774.40	Tax Levy Cancelled, Abated or Adjusted	.01
Municipal Expenditures	396.11		

EXPENDITURES		
GENERAL GOVERNMENT		
Governing Body & Public Boards		
Municipal Clerk		
Financial Administration		4,800.00
Assessment of Taxes		5,028.00
Collection of Taxes		14,326.00
Planning, Housing & Development		5,427.00
Human Resources		500.00
Elections		
General Administration (other)		163,216.00
JUDICIARY		
Municipal Courts		9,515.00
PUBLIC SAFETY		
Fire Protection		23,740.00
Police Protection		244,257.00
Civil Defense & Disaster Control		1,550.00
Environmental Inspection & Control		6,248.00
Other Public Safety		
PUBLIC WORKS		
Streets and Drainage		97,502.62
Sewers and Sewage Processing		
Garbage and Trash Disposal		78,107.00
Public Buildings and Grounds		16,770.00
Other Public Works		
HEALTH and WELFARE		
Health Services Except Environmental		8,671.00
Welfare-Public Assistance		1,100.00
Hospitals, Clinics, First Aid		300.00
Animal, Insect, & Rodent Control		
Other Welfare Services		
RECREATION and CONSERVATION		
Beaches and Boardwalks		98,740.00
Parks, Playgrounds, Shade Trees		29,603.00
Land Reclamation & Conservation		
Other Recreational Services		4,075.00
EDUCATION (excluding schools)		
Libraries		2,646.00
Other Educational Services		
STATUTORY EXPENDITURES		
Pensions & F. I. C. A.		75,000.00
Employee Fringe Benefits		25,000.00
Other Statutory Expenditures		3,500.00
CETA And Other Public Employment Programs		
MUNICIPAL FUNCTIONS	TOTAL	919,621.62
CAPITAL IMPROVEMENTS	*MEMO*	5,500.00
DEBT SERVICE		
Principal Payments		10,000.00
Interest Payments		36,680.00
DEFERRED CHARGES		
SCHOOL, COUNTY, SPECIAL DISTRICT TAXES		1,528,691.24
RESERVE FOR UNCOLLECTED TAXES		83,384.38
EXPENDITURES	TOTAL	2,578,377.24

REVENUES-REALIZED		
1980 Property Taxes Collected		1,988,893.18
1980 Payments in Lieu of Taxes		
Delinquent Tax & Lien Collections		61,198.16
Business Personalty Replacement Taxes		9,698.72
Taxes from Public Utilities		93,941.00
Other Miscellaneous Tax Revenues		
State Aid Revenues		59,269.22
Federal Aid Revenues		
State and Local Fiscal Assistance Act Utilized		12,303.00
Sale of Acquired Property		
Other Miscellaneous Revenues		283,380.99
	Total	2,508,684.27
Prior Years Surplus Appropriated		224,316.00
REVENUES	TOTAL	2,733,000.27
Reserve For Uncollected Taxes		83,384.38
CAPITAL OUTLAY	TOTAL	249,883.83
Public Enterprises		66,764.95
Recreation—Culture		400.90
Public Works		4,189.13
Buildings and Grounds		178,528.85
Library and Education		
Conservation		
All Other		

CAPITAL DEBT AUTHORIZED, DECEMBER 31, 1980

ISSUED AND UNISSUED	GROSS DEBT	NET DEBT
School	345,000	
Self-liquidating	331,187	
Other	1,527,000	800,000
Total	2,203,187	800,000

ISSUED AND OUTSTANDING	
School	345,000.00
Self-Liquidating	317,000.00
Other	1,507,000.00
Total	2,169,000.00
EQUALIZED VALUATION BASIS FOR NET DEBT COMPUTATION	115,255,138

REAL PROPERTY VALUATIONS

Code	Class	# of Parcels	% VAL'N	ASSESSED VALUATION
1	Vacant Land	40	1.32	824,650.00
2	Residential	1110	93.22	58,348,650.00
3	Farm			
4a	Commercial	45	4.89	3,062,500.00
4b	Industrial			
4c	Apartments	1	.57	359,200.00
Total		1196		62,595,000.00

Land Area 1.05 Sq. Miles

Net Valuation Taxable-Municipal	62,988,448
Net Valuation Taxable-County	117,536,276
State Equalized Valuation	128,819,968
State Equalization Ratio	48.74

1980 PROPERTY TAX		
STATE EQUALIZED TAX RATE →	.66	
Local District School Taxes		848,838.00
Regional & Consolidated School Tax		
School Taxes in Municipal Budget		
County Taxes	.51	655,110.21
County Library Taxes	.07	24,743.03
Local Municipal Purpose Taxes	.40	514,000.00
Veteran & Senior Citizen Taxes		19,880.00
Total Taxes for Rate Computation	1.59	2,062,571.24
Special District Taxes		
Bank Corp. Taxes		2,775.19
Added and Omitted Taxes		6,691.79
Total Taxes Levied - ABSTRACT		2,052,158.22
Total Taxes Billed		2,049,470.08
1980 TAXES COLLECTED		1,988,893.18
1980 Taxes Cancelled, Abated or Adjusted		121.61
Transfer to Tax Title Liens or Foreclosed		
Balance Outstanding Dec. 31, 1980		60,455.29
PRIOR YEARS TAXES OUTSTANDING		
Balance January 1, 1980		61,198.16
Collected in 1980		61,198.16
Cancelled, Abated or Adjusted 1980		
Transfers to Tax Title Liens or Foreclosed		
Balance December 31, 1980		
TAX TITLE LIENS OUTSTANDING		
Balance January 1, 1980		
Transfer From Taxes		
Redeemed in 1980		
Cancelled, Abated or Adjusted (1980)		
Transfers to Foreclosed Property		
Balance December 31, 1980		
PROPERTY ACQUIRED BY DEED OR FORECLOSURE		
Balance January 1, 1980		3,200.00
Transfers From Taxes or Liens		
Sale for Cash (1980)		
Cancelled, Abated or Adjusted (1980)		
Balance December 31, 1980		3,200.00

CURRENT FINANCES DECEMBER 31, 1980

ASSETS	
Cash Dec. 31, 1980	865,319.35
Taxes Receivable	60,455.29
Tax Title Liens	
Foreclosed Property	3,200.00
Emergencies & Other Deferred Charges	5,200.00
State and Federal Aid Receivable	
Other Receivables	876.11
Total	935,050.75
LIABILITIES, RESERVES, AND SURPLUS	
Cash Liabilities	565,741.04
Reserves for Receivables	64,531.40
Surplus Dec. 31, 1980	304,778.31
Total	935,050.75

1980 3000

0509

Papulation 1970 1,725
Papulation 1980 2,644
S & P Rating
Maody Rating BAA-1

General Tax Rate Per $100. 1.46
State Equalized Tax Rate 1.14

SEA ISLE CITY – CAPE MAY COUNTY

Form of Government:
Commission (1911)
Number of Members on Governing Body 3

PER CAPITA		PER CENT	
Gross Debt	2,768.21	Gross Debt	3.45
Net Debt	1,722.85	Net Debt	2.15
Debt Service	104.09	Tax Levy Collected	95.32
Total Tax Levy	1,158.21	Tax Levy Cancelled, Abated or Adjusted	.06
Municipal Expenditures	943.32		

EXPENDITURES	
GENERAL GOVERNMENT	
Governing Body & Public Boards	
Municipal Clerk	
Financial Administration	104,987.65
Assessment of Taxes	37,657.60
Collection of Taxes	43,750.00
Planning, Housing & Development	7,650.00
Human Resources	
Elections	1,049.40
General Administration (other)	287,090.79
JUDICIARY	
Municipal Courts	28,409.51
PUBLIC SAFETY	
Fire Protection	31,621.45
Police Protection	457,140.55
Civil Defense & Disaster Control	12,500.00
Environmental Inspection & Control	73,000.00
Other Public Safety	
PUBLIC WORKS	
Streets and Drainage	207,728.20
Sewers and Sewage Processing	
Garbage and Trash Disposal	157,942.00
Public Buildings and Grounds	33,990.80
Other Public Works	
HEALTH and WELFARE	
Health Services Except Environmental	1,200.00
Welfare-Public Assistance	4,600.00
Hospitals, Clinics, First Aid	
Animal, Insect, & Radent Control	
Other Welfare Services	
RECREATION and CONSERVATION	
Beaches and Boardwalks	206,543.05
Parks, Playgrounds, Shade Trees	
Land Reclamation & Conservation	
Other Recreational Services	31,300.00
EDUCATION (excluding schools)	
Libraries	3,150.00
Other Educational Services	
STATUTORY EXPENDITURES	
Pensions & F. I. C. A.	114,500.00
Employee Fringe Benefits	93,000.00
Other Statutory Expenditures	7,000.00
CETA And Other Public Employment Programs	
MUNICIPAL FUNCTIONS TOTAL	1,945,811.00
CAPITAL IMPROVEMENTS *MEMO*	35,000.00
DEBT SERVICE	
Principal Payments	165,000.00
Interest Payments	110,225.00
TYPE I SCHL DEBT *MEMO	59,345.00
DEFERRED CHARGES	32,660.40
SCHOOL, COUNTY, SPECIAL DISTRICT TAXES	1,879,014.48
RESERVE FOR UNCOLLECTED TAXES	240,444.00
EXPENDITURES TOTAL	4,373,154.88

REVENUES-REALIZED		
1980 Property Taxes Collected		2,917,419.52
1980 Payments in Lieu of Taxes		
Delinquent Tax & Lien Collections		81,000.14
Business Personalty Replacement Taxes		18,816.52
Taxes from Public Utilities		168,589.00
Other Miscellaneous Tax Revenues		
State Aid Revenues		17,696.22
Federal Aid Revenues		
State and Local Fiscal Assistance Act Utilized		77,896.00
Sale of Acquired Property		222,123.96
Other Miscellaneous Revenues		578,188.21
	Total	4,081,729.57
Prior Years Surplus Appropriated		400,000.00
REVENUES	TOTAL	4,481,729.57
Reserve For Uncollected Taxes		240,444.00
CAPITAL OUTLAY	TOTAL	549,840.47
Public Enterprises		
Recreation—Culture		51,981.37
Public Works		448,891.30
Buildings and Grounds		48,967.80
Library and Education		
Conservation		
All Other		

CAPITAL DEBT AUTHORIZED, DECEMBER 31, 1980

ISSUED AND UNISSUED	GROSS DEBT	NET DEBT
School	252,000	
Self-liquidating	2,803,000	651,066
Other	4,264,137	3,904,137
Total	7,319,137	4,555,204

ISSUED AND OUTSTANDING	
Schaal	252,000.00
Self-Liquidating	2,652,000.00
Other	3,575,000.00
Total	6,480,000.00
EQUALIZED VALUATION BASIS FOR NET DEBT COMPUTATION	212,229,546

REAL PROPERTY VALUATIONS

Code	Class	# of Parcels	% VAL'N	ASSESSED VALUATION
1	Vacant Land	794	6.16	12,626,350.00
2	Residential	3044	85.89	176,171,300.00
3	Farm			
4a	Commercial	133	7.48	15,351,200.00
4b	Industrial			
4c	Apartments	8	.47	972,350.00
Total		3979		205,121,200.00
Land Area		2.39 Sq. Miles		
Net Valuation Taxable-Municipal				206,355,499
Net Valuation Taxable-County				222,408,022
State Equalized Valuation				261,871,148
State Equalization Ratio				78.70

1980 PROPERTY TAX		
STATE EQUALIZED TAX RATE		
Local District School Taxes	.30	783,026.00
Regional & Consolidated School Tax		
School Taxes in Municipal Budget	.02	59,345.00
County Taxes	.37	981,087.62
County Library Taxes	.02	55,555.86
Local Municipal Purpose Taxes	.43	1,138,176.45
Veteran & Senior Citizen Taxes		28,320.00
Total Taxes for Rate Computation	1.14	3,055,510.93
Special District Taxes		
Bank Corp. Taxes		1,616.13
Added and Omitted Taxes		43,487.31
Total Taxes Levied - ABSTRACT		3,062,294.37
Total Taxes Billed		3,060,679.24
1980 TAXES COLLECTED		2,917,419.52
1980 Taxes Cancelled, Abated or Adjusted		1,781.59
Transfer to Tax Title Liens or Foreclosed		2,749.30
Balance Outstanding Dec. 31, 1980		139,727.83

PRIOR YEARS TAXES OUTSTANDING	
Balance January 1, 1980	79,954.78
Collected in 1980	79,951.97
Cancelled, Abated or Adjusted 1980	2.81
Transfers to Tax Title Liens or Foreclosed	
Balance December 31, 1980	

TAX TITLE LIENS OUTSTANDING	
Balance January 1, 1980	15,846.20
Transfer From Taxes	2,749.30
Redeemed in 1980	1,048.27
Cancelled, Abated or Adjusted (1980)	
Transfers to Foreclosed Property	
Balance December 31, 1980	17,547.23

PROPERTY ACQUIRED BY DEED OR FORECLOSURE	
Balance January 1, 1980	41,233.00
Transfers From Taxes or Liens	
Sale for Cash (1980)	
Cancelled, Abated or Adjusted (1980)	
Balance December 31, 1980	41,233.00

CURRENT FINANCES DECEMBER 31, 1980	
ASSETS	
Cash Dec 31, 1980	1,033,232.79
Taxes Receivable	139,727.83
Tax Title Liens	17,547.23
Foreclosed Property	41,233.00
Emergencies & Other Deferred Charges	32,080.00
State and Federal Aid Receivable	
Other Receivables	14,069.50
Total	1,276,890.35
LIABILITIES, RESERVES, AND SURPLUS	
Cash Liabilities	521,389.66
Reserves for Receivables	211,577.56
Surplus Dec 31, 1980	543,922.83
Total	1,276,890.35

1980 3000

* ABOVE DEBT SERVICE INCLUDES TYPE I SCHOOL DEBT

1526

Population 1970 1,250
Population 1980 1,802
S & P Rating
Moody Rating

General Tax Rate Per $100. 2.17
State Equalized Tax Rate 1.77

SEASIDE HEIGHTS BOROUGH — OCEAN CO.

Form of Government:
Borough Council
Number of Members on Governing Body 6

PER CAPITA		PER CENT	
Gross Debt	2,499.65	Gross Debt	4.22
Net Debt	1,752.55	Net Debt	2.96
Debt Service	90.00	Tax Levy Collected	85.02
Total Tax Levy	1,163.16	Tax Levy Cancelled, Abated or Adjusted	
Municipal Expenditures	1,465.49		

EXPENDITURES	
GENERAL GOVERNMENT	
Governing Body & Public Boards	12,940.00
Municipal Clerk	
Financial Administration	44,988.19
Assessment of Taxes	6,307.68
Collection of Taxes	15,941.19
Planning, Housing & Development	13,750.18
Human Resources	
Elections	
General Administration (other)	515,606.63
JUDICIARY	
Municipal Courts	68,240.04
PUBLIC SAFETY	
Fire Protection	11,883.60
Police Protection	612,341.39
Civil Defense & Disaster Control	603.86
Environmental Inspection & Control	31,757.70
Other Public Safety	
PUBLIC WORKS	
Streets and Drainage	95,206.03
Sewers and Sewage Processing	
Garbage and Trash Disposal	85,902.18
Public Buildings and Grounds	108,851.83
Other Public Works	
HEALTH and WELFARE	
Health Services Except Environmental	24,451.50
Welfare-Public Assistance	7,364.00
Hospitals, Clinics, First Aid	2,000.00
Animal, Insect, & Rodent Control	3,282.29
Other Welfare Services	
RECREATION and CONSERVATION	
Beaches and Boardwalks	305,502.56
Parks, Playgrounds, Shade Trees	3,805.40
Land Reclamation & Conservation	
Other Recreational Services	11,505.48
EDUCATION (excluding schools)	
Libraries	
Other Educational Services	
STATUTORY EXPENDITURES	
Pensions & F. I. C. A.	188,903.49
Employee Fringe Benefits	68,933.97
Other Statutory Expenditures	11,642.66
CETA And Other Public Employment Programs	21,483.99
MUNICIPAL FUNCTIONS TOTAL	2,283,195.84
CAPITAL IMPROVEMENTS *MEMO*	8,387.50
DEBT SERVICE	
Principal Payments	93,000.00
Interest Payments	70,968.00
DEFERRED CHARGES	7,000.00
SCHOOL, COUNTY, SPECIAL DISTRICT TAXES	1,449,723.12
RESERVE FOR UNCOLLECTED TAXES	186,642.27
EXPENDITURES TOTAL	4,090,529.23

REVENUES-REALIZED		
1980 Property Taxes Collected		1,779,825.20
1980 Payments in Lieu of Taxes		
Delinquent Tax & Lien Collections		287,709.23
Business Personalty Replacement Taxes		47,688.61
Taxes from Public Utilities		82,632.00
Other Miscelloneous Tax Revenues		
State Aid Revenues		8,966.08
Federal Aid Revenues		28,513.59
State and Local Fiscal Assistance Act Utilized		48,146.00
Sale of Acquired Property		
Other Miscellaneous Revenues		1,646,535.58
	Total	3,930,016.29
Prior Years Surplus Appropriated		236,000.00
REVENUES	TOTAL	4,166,016.29
Reserve For Uncollected Taxes		186,642.27
CAPITAL OUTLAY	TOTAL	225,082.81
Public Enterprises		
Recreation—Culture		
Public Works		153,743.37
Buildings and Grounds		71,339.44
Library and Education		
Conservation		
All Other		

CAPITAL DEBT AUTHORIZED, DECEMBER 31, 1980

ISSUED AND UNISSUED	GROSS DEBT	NET DEBT
School	983,071	
Self-liquidating	2,319,300	1,956,091
Other	1,202,000	1,202,000
Total	4,504,371	3,158,091

ISSUED AND OUTSTANDING	
School	983,071.11
Self-Liquidating	2,268,405.00
Other	1,201,500.00
Total	4,452,976.11
EQUALIZED VALUATION BASIS FOR NET DEBT COMPUTATION	106,791,681

REAL PROPERTY VALUATIONS

Code	Class	# of Parcels	% VAL'N	ASSESSED VALUATION
1	Vocant Land	120	5.64	5,348,550.00
2	Residential	1206	55.01	52,179,350.00
3	Farm			
4a	Commerciol	214	26.79	25,408,450.00
4b	Industrial	1	.04	37,700.00
4c	Apartments	100	12.52	11,878,900.00
Total		1641		94,852,950.00

Land Area .35 Sq. Miles

Net Valuation Taxable-Municipal	95,268,983
Net Valuation Taxable-County	111,711,775
Stote Equalized Valuation	116,274,040
State Equalization Ratio	81.87

1980 PROPERTY TAX		
STATE EQUALIZED TAX RATE		
Local District School Taxes	.27	315,240.00
Regional & Consolidated School Tax	.52	606,716.28
School Taxes in Municipal Budget		
County Taxes	.43	* 499,374.53
County Library Taxes	.02	28,392.21
Local Municipal Purpose Taxes	.53	614,400.00
Veteran & Senior Citizen Taxes		23,370.00
Total Taxes for Rate Computation	1.77	2,087,493.12
Special District Taxes		
Bank Corp. Taxes		2,676.17
Added and Omitted Taxes		29,212.07
Total Taxes Levied - ABSTRACT		2,096,011.36
Total Taxes Billed		2,093,335.19
1980 TAXES COLLECTED		1,779,825.20
1980 Taxes Cancelled, Abated or Adjusted		
Transfer to Tax Title Liens or Foreclosed		
Balance Outstanding Dec. 31, 1980		313,509.99

PRIOR YEARS TAXES OUTSTANDING	
Balance January 1, 1980	287,709.23
Collected in 1980	287,709.23
Cancelled, Abated or Adjusted 1980	
Transfers to Tax Title Liens or Foreclosed	
Balance December 31, 1980	
TAX TITLE LIENS OUTSTANDING	
Balance January 1, 1980	
Transfer From Taxes	
Redeemed in 1980	
Cancelled, Abated or Adjusted (1980)	
Transfers to Foreclosed Property	
Balance December 31, 1980	
PROPERTY ACQUIRED BY DEED OR FORECLOSURE	
Balance January 1, 1980	
Transfers From Taxes or Liens	
Sale for Cash (1980)	
Cancelled, Abated or Adjusted (1980)	
Balance December 31, 1980	

CURRENT FINANCES DECEMBER 31, 1980	
ASSETS	
Cash Dec. 31, 1980	830,560.54
Taxes Receivable	313,509.99
Tax Title Liens	
Foreclosed Property	
Emergencies & Other Deferred Charges	112,887.36
State and Federol Aid Receivable	
Other Receivables	878.15
Total	1,257,836.04
LIABILITIES, RESERVES, AND SURPLUS	
Cash Liabilities	556,783.39
Reserves for Receivables	314,389.14
Surplus Dec. 31, 1980	386,664.51
Total	1,257,836.04

*Includes County Health Service Taxes or County Vocational School Taxes. See Table 13, pgs. 675, 676.

1527

Population 1970 1,435
Population 1980 1,795
S & P Rating
Moody Rating

Generol Tox Rate Per $100. 1.43
State Equalized Tax Rate 1.43

SEASIDE PARK BOROUGH — OCEAN CO.

Form of Government:
Borough Council
Number of Members on Governing Body 6

PER CAPITA:		PER CENT:	
Gross Debt	946.93	Gross Debt	1.58
Net Debt	49.30	Net Debt	.08
Debt Service	12.33	Tox Levy Collected	94.44
Totol Tax Levy	999.05	Tax Levy Cancelled, Aboted or Adjusted	
Municipal Expenditures	1,847.70		

EXPENDITURES	
GENERAL GOVERNMENT	
Governing Body & Public Boards	
Municipol Clerk	
Financial Administration	8,400.00
Assessment of Taxes	6,400.00
Collection of Taxes	14,575.00
Planning, Housing & Development	5,700.00
Human Resources	4,000.00
Elections	
General Administration (other)	198,287.00
JUDICIARY	
Municipal Courts	65,000.00
PUBLIC SAFETY	
Fire Protection	23,380.00
Police Protection	379,400.00
Civil Defense & Disaster Control	650.00
Environmental Inspection & Control	6,669.00
Other Public Safety	
PUBLIC WORKS	
Streets and Drainage	114,426.00
Sewers and Sewage Processing	
Garbage and Trash Disposal	92,800.00
Public Buildings and Grounds	113,495.00
Other Public Works	38,100.00
HEALTH and WELFARE	
Health Services Except Environmentol	200.00
Welfare-Public Assistance	1,703.00
Hospitals, Clinics, First Aid	
Animal, Insect, & Rodent Control	1,100.00
Other Welfare Services	
RECREATION and CONSERVATION	
Beaches and Boardwalks	204,706.00
Parks, Playgrounds, Shade Trees	
Land Reclamation & Conservation	
Other Recreational Services	37,000.00
EDUCATION (excluding schools)	
Libraries	
Other Educational Services	
STATUTORY EXPENDITURES	
Pensions & F. I. C. A	98,000.00
Employee Fringe Benefits	37,563.00
Other Statutory Expenditures	8,500.00
CETA And Other Public Employment Programs	30,000.00
MUNICIPAL FUNCTIONS TOTAL	1,490,054.00
CAPITAL IMPROVEMENTS *MEMO*	2,000.00
DEBT SERVICE	
Principal Payments	20,000.00
Interest Payments	2,130.00
DEFERRED CHARGES	45,634.00
SCHOOL, COUNTY, SPECIAL DISTRICT TAXES	1,461,546.99
RESERVE FOR UNCOLLECTED TAXES	1,758,811.42
EXPENDITURES TOTAL	4,778,176.41

REVENUES-REALIZED		
1980 Property Taxes Collected		1,691,222.86
1980 Payments in Lieu of Taxes		
Delinquent Tax & Lien Collections		87,432.14
Business Personalty Replacement Taxes		19,667.28
Taxes from Public Utilities		122,233.00
Other Miscellaneous Tax Revenues		
State Aid Revenues		11,603.88
Federal Aid Revenues		18,572.25
Stote and Local Fiscal Assistance Act Utilized		59,924.00
Sale of Acquired Property		
Other Miscellaneous Revenues		1,046,602.72
	Totol	3,057,258.13
Prior Years Surplus Appropriated		375,000.00
REVENUES	TOTAL	3,432,258.13
Reserve For Uncollected Taxes		1,758,811.42
CAPITAL OUTLAY	TOTAL	35,990.00
Public Enterprises		33,315.00
Recreation—Culture		
Public Works		2,675.00
Buildings and Grounds		
Library and Education		
Conservation		
All Other		

CAPITAL DEBT AUTHORIZED, DECEMBER 31, 1980

ISSUED AND UNISSUED	GROSS DEBT	NET DEBT
School	1,003,246	
Self-liquidating	608,000	
Other	88,500	88,500
Total	1,699,746	88,500

ISSUED AND OUTSTANDING	
School	1,003,246.26
Self-Liquidating	480,000.00
Other	50,000.00
Total	1,533,246.26
EQUALIZED VALUATION BASIS FOR NET DEBT COMPUTATION	107,492,968

REAL PROPERTY VALUATIONS

Code	Class	# of Parcels	% VAL'N	ASSESSED VALUATION
1	Vacant Land	97	2.43	3,035,110.00
2	Residential	1508	75.45	94,175,550.00
3	Farm			
4a	Commercial	113	12.78	15,950,800.00
4b	Industrial			
4c	Apartments	95	9.34	11,657,900.00
Total		1813		124,819,360.00

Land Area	.60 Sq. Miles
Net Voluation Taxable-Municipal	125,218,987
Net Valuation Taxable-County	106,138,023
State Equolized Valuation	124,548,583
State Equalizotion Ratio	100.54

1980 PROPERTY TAX		
STATE EQUALIZED TAX RATE		
Local District School Taxes	.28	348,954.00
Regional & Consolidated School Tax	.49	609,780.49
School Taxes in Municipal Budget		
County Taxes	.38	* 475,764.24
County Library Taxes	.02	27,048.26
Local Municipal Purpose Taxes	.26	322,569.00
Veteran & Senior Citizen Taxes		28,600.00
Total Taxes for Rate Computation	1.43	1,812,715.99
Special District Taxes		
Bank Corp. Taxes		2,421.70
Added and Omitted Taxes		6,764.64
Total Taxes Levied - ABSTRACT		1,793,302.33
Total Taxes Billed		1,790,880.63
1980 TAXES COLLECTED		1,691,222.86
1980 Taxes Cancelled, Abated or Adjusted		
Transfer to Tax Title Liens or Foreclosed		
Balance Outstanding Dec. 31, 1980		99,657.77

PRIOR YEARS TAXES OUTSTANDING	
Balance January 1, 1980	88,956.48
Collected in 1980	87,432.14
Cancelled, Abated or Adjusted 1980	1,492.10
Transfers to Tax Title Liens or Foreclosed	32.24
Balance December 31, 1980	
TAX TITLE LIENS OUTSTANDING	
Balance January 1, 1980	
Transfer From Taxes	60.15
Redeemed in 1980	
Cancelled, Abated or Adjusted (1980)	
Transfers to Foreclosed Property	
Balance December 31, 1980	60.15
PROPERTY ACQUIRED BY DEED OR FORECLOSURE	
Balance January 1, 1980	
Transfers From Taxes or Liens	
Sale for Cash (1980)	
Cancelled, Abated or Adjusted (1980)	
Balance December 31, 1980	

CURRENT FINANCES DECEMBER 31, 1980	
ASSETS	
Cash Dec. 31, 1980	1,244,658.45
Taxes Receivable	99,657.77
Tax Title Liens	60.15
Foreclosed Property	
Emergencies & Other Deferred Charges	20,000.00
State and Federal Aid Receivable	
Other Receivables	278.43
Total	1,364,654.80
LIABILITIES, RESERVES, AND SURPLUS	
Cash Liabilities	589,163.82
Reserves for Receivables	99,996.35
Surplus Dec. 31, 1980	675,494.63
Total	1,364,654.80

*Includes County Health Service Taxes or County Vocational School Taxes. See Table 13, pgs. 675,676.

0909

Papulatian 1970	13,235
Papulatian 1980	13,719
S & P Rating	A+
Maady Rating	A-1

General Tax Rate Per $100. 2.68

State Equalized Tax Rate 2.67

SECAUCUS TOWN — HUDSON COUNTY

Form of Government:
Town Council
Number of Members on Governing Body 7

PER CAPITA		PER CENT	
Grass Debt	1,111.99	Grass Debt	3.04
Net Debt	565.96	Net Debt	1.55
Debt Service	29.51	Tax Levy Collected	97.70
Total Tax Levy	1,084.49	Tax Levy Cancelled, Abated ar Adjusted	.14
Municipal Expenditures	490.37		

EXPENDITURES	
GENERAL GOVERNMENT	
Gaverning Body & Public Boards	5,000.00
Municipal Clerk	
Financial Administratian	105,489.96
Assessment af Taxes	200,030.00
Callectian af Taxes	50,668.44
Planning, Hausing & Develapment	4,674.00
Human Resaurces	13,814.57
Electians	3,600.00
General Administratian (ather)	569,583.56
JUDICIARY	
Municipal Caurts	87,788.00
PUBLIC SAFETY	
Fire Pratectian	160,390.71
Police Pratectian	1,584,584.00
Civil Defense & Disaster Control	4,929.00
Enviranmental Inspectian & Cantral	49,270.73
Other Public Safety	
PUBLIC WORKS	
Streets and Drainage	561,791.00
Sewers and Sewage Pracessing	352,861.00
Garbage and Trash Dispasal	208,403.00
Public Buildings and Graunds	624,881.56
Other Public Warks	
HEALTH and WELFARE	
Health Services Except Environmental	67,665.00
Welfare-Public Assistance	44,948.30
Haspitals, Clinics, First Aid	
Animal, Insect, & Rodent Cantrol	6,819.00
Other Welfare Services	
RECREATION and CONSERVATION	
Beaches and Baardwalks	
Parks, Playgrounds, Shade Trees	94,337.17
Land Reclamation & Conservatian	
Other Recreational Services	109,217.00
EDUCATION (excluding schools)	
Libraries	175,171.00
Other Educatianal Services	
STATUTORY EXPENDITURES	
Pensians & F. I. C. A.	309,135.57
Employee Fringe Benefits	157,727.00
Other Statutory Expenditures	8,000.00
CETA And Other Public Emplayment Programs	114,900.58
MUNICIPAL FUNCTIONS TOTAL	5,676,090.15
CAPITAL IMPROVEMENTS *MEMO*	210,227.63
DEBT SERVICE	
Principal Payments	225,000.00
Interest Payments	179,876.00
TYPE I SCHL DEBT *MEMO	97,825.00
DEFERRED CHARGES	15,454.39
SCHOOL, COUNTY, SPECIAL DISTRICT TAXES	12,806,624.98
RESERVE FOR UNCOLLECTED TAXES	630,981.82
EXPENDITURES TOTAL	19,534,017.34

REVENUES-REALIZED		
1980 Property Taxes Collected		14,526,966.32
1980 Payments in Lieu af Taxes		
Delinquent Tax & Lien Callectians		151,051.81
Business Persanalty Replacement Taxes		646,635.44
Taxes fram Public Utilities		857,665.00
Other Miscellaneous Tax Revenues		
State Aid Revenues		113,635.10
Federal Aid Revenues		107,809.46
State and Local Fiscal Assistance Act Utilized		437,227.63
Sale of Acquired Praperty		
Other Miscellaneous Revenues		1,456,087.84
	Total	18,297,078.60
Priar Years Surplus Appropriated		2,400,000.00
REVENUES	TOTAL	20,697,078.60
Reserve Far Uncallected Taxes		630,981.82
CAPITAL OUTLAY	TOTAL	4,420,534.85
Public Enterprises		
Recreatian—Culture		42,715.25
Public Warks		45,930.22
Buildings and Graunds		4,331,889.38
Library and Education		
Canservatian		
All Other		

CAPITAL DEBT AUTHORIZED, DECEMBER 31, 1980

ISSUED AND UNISSUED	GROSS DEBT	NET DEBT
School	7,491,000	
Self-liquidating		
Other	7,764,407	7,764,407
Total	15,255,407	7,764,407

ISSUED AND OUTSTANDING	
Schaal	7,491,000.00
Self-Liquidating	
Other	7,274,407.00
Total	14,765,407.00
EQUALIZED VALUATION BASIS FOR NET DEBT COMPUTATION	502,505,454

REAL PROPERTY VALUATIONS

Cade	Class	# af Parcels	% VAL'N	ASSESSED VALUATION
1	Vacant Land	248	8.28	44,731,400.00
2	Residential	3319	31.85	172,171,000.00
3	Farm			
4a	Commercial	152	11.55	62,450,700.00
4b	Industrial	147	46.86	253,302,000.00
4c	Apartments	15	1.46	7,896,300.00
Total		3881		540,551,400.00

Land Area 5.80 Sq. Miles

Net Valuatian Taxable-Municipal	546,605,244
Net Valuatian Taxable-County	566,031,627
State Equalized Valuation	549,205,251
State Equalizatian Ratio	99.71

1980 PROPERTY TAX		
STATE EQUALIZED TAX RATE		
Local District Schaal Taxes	1.09	5,952,396.00
Regional & Consalidated School Tax		
School Taxes in Municipal Budget	.02	97,825.00
Caunty Taxes	1.23	* 6,756,403.98
Caunty Library Taxes		
Local Municipal Purpase Taxes	.34	1,849,146.00
Veteran & Seniar Citizen Taxes		103,660.00
Tatal Taxes far Rate Computatian	2.68	14,758,430.98
Special District Taxes		
Bank Corp. Taxes		13,496.82
Added and Omitted Taxes		208,826.63
Tatal Taxes Levied - ABSTRACT		14,878,054.43
Tatal Taxes Billed		14,865,550.01
1980 TAXES COLLECTED		14,526,966.32
1980 Taxes Cancelled, Abated or Adjusted		20,880.16
Transfer ta Tax Title Liens or Fareclosed		1,410.73
Balance Outstanding Dec. 31, 1980		320,401.80
PRIOR YEARS TAXES OUTSTANDING		
Balance January 1, 1980		939,819.21
Callected in 1980		147,712.91
Cancelled, Abated ar Adjusted 1980		
Transfers ta Tax Title Liens ar Fareclased		865.12
Balance December 31, 1980		791,241.18
TAX TITLE LIENS OUTSTANDING		
Balance January 1, 1980		4,952.76
Transfer Fram Taxes		2,412.25
Redeemed in 1980		3,338.90
Cancelled, Abated ar Adjusted (1980)		
Transfers ta Fareclased Property		
Balance December 31, 1980		4,026.11
PROPERTY ACQUIRED BY DEED OR FORECLOSURE		
Balance January 1, 1980		119,500.00
Transfers Fram Taxes ar Liens		
Sale far Cash (1980)		
Cancelled, Abated or Adjusted (1980)		
Balance December 31, 1980		119,500.00

CURRENT FINANCES DECEMBER 31, 1980	
ASSETS	
Cash Dec. 31, 1980	5,968,091.54
Taxes Receivable	1,111,642.99
Tax Title Liers	4,026.11
Fareclosed Praperty	119,500.00
Emergencies & Other Deferred Charges	
State and Federal Aid Receivable	1,659.25
Other Receivables	47,162.31
Total	7,252,082.59
LIABILITIES, RESERVES, AND SURPLUS	
Cash Liabilities	494,606.28
Reserves for Receivables	1,282,331.40
Surplus Dec. 31, 1980	5,475,144.91
Total	7,252,082.59

1980 3000

* ABOVE DEBT SERVICE INCLUDES TYPE I SCHOOL DEBT

*Includes County Health Service Taxes or County Vocational School Taxes. See Table 13, pgs. 675,676.

0332

Population 1970 1,320
Population 1980 4,527
S & P Rating
Moody Rating

General Tax Rate Per $100. 2.54
State Equalized Tax Rate 2.32

SHAMONG TOWNSHIP — BURLINGTON CO.

Form of Government:
Township Committee
Number of Members on Governing Body 3

PER CAPITA		PER CENT	
Gross Debt	400.60	Gross Debt	2.88
Net Debt	49.59	Net Debt	.36
Debt Service	21.06	Tax Levy Collected	90.40
Total Tax Levy	425.37	Tax Levy Concelled, Abated or Adjusted	1.22
Municipal Expenditures	180.45		

EXPENDITURES	
GENERAL GOVERNMENT	
Governing Body & Public Boards	
Municipal Clerk	
Financial Administration	17,250.00
Assessment of Taxes	12,100.00
Collection of Taxes	13,700.12
Planning, Housing & Development	10,300.00
Human Resources	
Elections	
General Administration (other)	63,200.00
JUDICIARY	
Municipal Courts	11,999.88
PUBLIC SAFETY	
Fire Protection	30,850.00
Police Protection	13,750.00
Civil Defense & Disaster Control	1,600.00
Environmental Inspection & Control	6,840.00
Other Public Safety	
PUBLIC WORKS	
Streets and Drainage	267,733.02
Sewers and Sewage Processing	
Garbage and Trash Disposal	10,000.00
Public Buildings and Grounds	18,000.00
Other Public Works	
HEALTH and WELFARE	
Health Services Except Environmental	400.00
Welfare-Public Assistance	5,250.00
Hospitals, Clinics, First Aid	
Animal, Insect, & Rodent Control	2,100.00
Other Welfare Services	
RECREATION and CONSERVATION	
Beaches and Boardwalks	
Parks, Playgrounds, Shade Trees	7,500.00
Land Reclamation & Conservation	
Other Recreational Services	500.00
EDUCATION (excluding schools)	
Libraries	
Other Educational Services	
STATUTORY EXPENDITURES	
Pensions & F. I. C. A.	8,000.00
Employee Fringe Benefits	
Other Statutory Expenditures	1,000.00
CETA And Other Public Employment Programs	16,619.84
MUNICIPAL FUNCTIONS TOTAL	518,792.86
CAPITAL IMPROVEMENTS *MEMO*	40,000.00
DEBT SERVICE	
Principal Payments	75,000.00
Interest Payments	20,550.00
DEFERRED CHARGES	13,051.55
SCHOOL, COUNTY, SPECIAL DISTRICT TAXES	1,789,874.11
RESERVE FOR UNCOLLECTED TAXES	191,314.56
EXPENDITURES TOTAL	2,608,583.08

REVENUES-REALIZED	
1980 Property Taxes Collected	1,748,618.99
1980 Payments in Lieu of Taxes	
Delinquent Tax & Lien Collections	155,071.42
Business Personalty Replacement Taxes	12,907.60
Taxes from Public Utilities	158,140.00
Other Miscellaneous Tax Revenues	100,326.62
State Aid Revenues	11,258.16
Federal Aid Revenues	1,534.26
State and Local Fiscal Assistance Act Utilized	24,608.00
Sale of Acquired Property	
Other Miscellaneous Revenues	182,624.24
Total	2,395,089.29
Prior Years Surplus Appropriated	360,990.34
REVENUES TOTAL	2,756,079.63
Reserve For Uncollected Taxes	191,314.56

CAPITAL OUTLAY TOTAL	
Public Enterprises	
Recreation—Culture	
Public Works	
Buildings and Grounds	
Library and Education	
Conservation	
All Other	

CAPITAL DEBT AUTHORIZED, DECEMBER 31, 1980

ISSUED AND UNISSUED	GROSS DEBT	NET DEBT
School	1,592,533	
Self-liquidating		
Other	225,000	225,000
Total	1,817,533	225,000

ISSUED AND OUTSTANDING	
School	1,592,533.42
Self-Liquidating	
Other	225,000.00
Total	1,817,533.42
EQUALIZED VALUATION BASIS FOR NET DEBT COMPUTATION	63,102,939

REAL PROPERTY VALUATIONS

Code	Class	# of Parcels	% VAL'N	ASSESSED VALUATION
1	Vacant Land	638	13.19	9,150,700.00
2	Residential	1012	78.30	54,303,300.00
3	Farm	208	4.45	3,083,500.00
4a	Commercial	40	3.33	2,306,250.00
4b	Industrial	6	.73	509,500.00
4c	Apartments			
Total		1904		69,353,250.00

Land Area 46.61 Sq. Miles

Net Valuation Taxable-Municipal	70,645,539
Net Valuation Taxable-County	71,951,837
State Equalized Valuation	77,212,650
State Equalization Ratio	91.35

1980 PROPERTY TAX	STATE EQUALIZED TAX RATE	
Local District School Taxes	1.34	1,038,430.30
Regional & Consolidated School Tax	.38	290,346.91
School Taxes in Municipal Budget		
County Taxes	.57	437,115.30
County Library Taxes	.03	23,981.60
Local Municipal Purpose Taxes		
Veteran & Senior Citizen Taxes		14,210.00
Total Taxes for Rate Computation	2.32	1,804,084.11
Special District Taxes		
Bank Corp. Taxes		
Added and Omitted Taxes		140,019.28
Total Taxes Levied - ABSTRACT		1,929,893.39
Total Taxes Billed		1,934,255.97
1980 TAXES COLLECTED		1,748,618.99
1980 Taxes Cancelled, Abated or Adjusted		23,577.65
Transfer to Tax Title Liens or Foreclosed		6,626.86
Balance Outstanding Dec. 31, 1980		155,432.47

PRIOR YEARS TAXES OUTSTANDING	
Balance January 1, 1980	161,296.81
Collected in 1980	153,845.60
Cancelled, Abated or Adjusted 1980	762.00
Transfers to Tax Title Liens or Foreclosed	1,713.22
Balance December 31, 1980	4,975.99
TAX TITLE LIENS OUTSTANDING	
Balance January 1, 1980	8,688.00
Transfer From Taxes	8,585.79
Redeemed in 1980	1,225.82
Cancelled, Abated or Adjusted (1980)	
Transfers to Foreclosed Property	
Balance December 31, 1980	16,047.97
PROPERTY ACQUIRED BY DEED OR FORECLOSURE	
Balance January 1, 1980	3,925.00
Transfers From Taxes or Liens	
Sale for Cash (1980)	
Cancelled, Abated or Adjusted (1980)	
Balance December 31, 1980	3,925.00

CURRENT FINANCES DECEMBER 31, 1980 ASSETS	
Cash Dec. 31, 1980	1,092,291.03
Taxes Receivable	160,408.46
Tax Title Liens	16,047.97
Foreclosed Property	3,925.00
Emergencies & Other Deferred Charges	11,219.76
State and Federal Aid Receivable	105,325.63
Other Receivables	3,008.49
Total	1,392,226.64
LIABILITIES, RESERVES, AND SURPLUS	
Cash Liabilities	627,310.91
Reserves for Receivables	183,389.92
Surplus Dec. 31, 1980	581,525.81
Total	1,392,226.64

0611

Population 1970 575
Population 1980 604
S & P Rating
Moody Rating

General Tax Rate Per $100. 2.69
State Equalized Tax Rate 2.64

SHILOH BOROUGH — CUMBERLAND COUNTY

Form of Government:
Borough Council
Number of Members on Governing Body 6

PER CAPITA
Gross Debt 235.21
Net Debt
Debt Service
Total Tax Levy 204.52
Municipal Expenditures 66.67

PER CENT:
Gross Debt 3.53
Net Debt
Tax Levy Collected 88.02
Tax Levy Cancelled, Abated or Adjusted

EXPENDITURES		REVENUES-REALIZED	
GENERAL GOVERNMENT			
Governing Body & Public Boards	100.00		
Municipal Clerk		1980 Property Taxes Collected	108,527.14
Financial Administration	3,200.00	1980 Payments in Lieu of Taxes	
Assessment of Taxes	1,100.00	Delinquent Tax & Lien Collections	6,434.68
Collection of Taxes	1,300.00	Business Personalty Replacement Taxes	4,597.84
Planning, Housing & Development	200.00	Taxes from Public Utilities	15,314.00
Human Resources		Other Miscellaneous Tax Revenues	
Elections		State Aid Revenues	4,011.14
General Administration (other)	4,010.42	Federal Aid Revenues	
JUDICIARY		State and Local Fiscal Assistance Act Utilized	2,901.00
Municipal Courts	300.00	Sale of Acquired Property	
PUBLIC SAFETY		Other Miscellaneous Revenues	6,131.99
Fire Protection	5,839.58	Total	147,917.79
Police Protection		Prior Years Surplus Appropriated	24,000.00
Civil Defense & Disaster Control		REVENUES TOTAL	171,917.79
Environmental Inspection & Control	150.00	Reserve For Uncollected Taxes	11,593.60
Other Public Safety		CAPITAL OUTLAY TOTAL	
PUBLIC WORKS			
Streets and Drainage	7,000.00	Public Enterprises	
Sewers and Sewage Processing		Recreation—Culture	
Garbage and Trash Disposal	4,432.54	Public Works	
Public Buildings and Grounds	200.00	Buildings and Grounds	
Other Public Works		Library and Education	
HEALTH and WELFARE		Conservation	
Health Services Except Environmental	400.00	All Other	
Welfare-Public Assistance	100.00	CAPITAL DEBT AUTHORIZED, DECEMBER 31, 1980	
Hospitals, Clinics, First Aid		ISSUED AND UNISSUED — GROSS DEBT / NET DEBT	
Animal, Insect, & Rodent Control		School 142,065	
Other Welfare Services		Self-liquidating	
RECREATION and CONSERVATION		Other	
Beaches and Boardwalks		Total 142,065	
Parks, Playgrounds, Shade Trees			
Land Reclamation & Conservation		ISSUED AND OUTSTANDING	
Other Recreational Services	200.00	School	142,065.10
EDUCATION (excluding schools)		Self-Liquidating	
Libraries		Other	
Other Educational Services		Total	142,065.10
STATUTORY EXPENDITURES		EQUALIZED VALUATION BASIS	
Pensions & F. I. C. A.	100.00	FOR NET DEBT COMPUTATION	4,025,061
Employee Fringe Benefits		REAL PROPERTY VALUATIONS	
Other Statutory Expenditures	42.00		
CETA And Other Public Employment Programs			
MUNICIPAL FUNCTIONS TOTAL	28,674.54		
CAPITAL IMPROVEMENTS *MEMO*	15,000.00		
DEBT SERVICE			
Principal Payments			
Interest Payments			
DEFERRED CHARGES			
SCHOOL, COUNTY, SPECIAL DISTRICT TAXES	123,241.17		
RESERVE FOR UNCOLLECTED TAXES	11,593.60		
EXPENDITURES TOTAL	163,509.31		

Code	Class	# of Parcels	% VAL'N	ASSESSED VALUATION
1	Vacant Land	16	.57	24,900.00
2	Residential	162	74.46	3,275,700.00
3	Farm	31	17.11	752,900.00
4a	Commercial	15	7.74	340,700.00
4b	Industrial			
4c	Apartments	1	.12	5,200.00
Total		225		4,399,400.00

Land Area 1.18 Sq. Miles

Net Valuation Taxable-Municipal	4,583,828
Net Valuation Taxable-County	4,528,099
State Equalized Valuation	4,655,363
State Equalization Ratio	98.40

1980 PROPERTY TAX		
STATE EQUALIZED TAX RATE →		
Local District School Taxes	1.11	51,749.70
Regional & Consolidated School Tax	.55	25,579.23
School Taxes in Municipal Budget		
County Taxes	.99	* 45,912.24
County Library Taxes		
Local Municipal Purpose Taxes		
Veteran & Senior Citizen Taxes		160,120.00
Total Taxes for Rate Computation	2.65	283,361.17
Special District Taxes		
Bank Corp. Taxes		289.38
Added and Omitted Taxes		
Total Taxes Levied - ABSTRACT		123,530.55
Total Taxes Billed		123,304.97
1980 TAXES COLLECTED		108,527.14
1980 Taxes Cancelled, Abated or Adjusted		
Transfer to Tax Title Liens or Foreclosed		
Balance Outstanding Dec. 31, 1980		14,777.83
PRIOR YEARS TAXES OUTSTANDING		
Balance January 1, 1980		7,435.23
Collected in 1980		6,434.68
Cancelled, Abated or Adjusted 1980		
Transfers to Tax Title Liens or Foreclosed		
Balance December 31, 1980		1,000.55
TAX TITLE LIENS OUTSTANDING		
Balance January 1, 1980		
Transfer From Taxes		
Redeemed in 1980		
Cancelled, Abated or Adjusted (1980)		
Transfers to Foreclosed Property		
Balance December 31, 1980		
PROPERTY ACQUIRED BY DEED OR FORECLOSURE		
Balance January 1, 1980		
Transfers From Taxes or Liens		
Sale for Cash (1980)		
Cancelled, Abated or Adjusted (1980)		
Balance December 31, 1980		
CURRENT FINANCES DECEMBER 31, 1980		
ASSETS		
Cash Dec. 31, 1980		44,820.30
Taxes Receivable		15,778.38
Tax Title Liens		
Foreclosed Property		
Emergencies & Other Deferred Charges		
State and Federal Aid Receivable		
Other Receivables		237.77
Total		60,836.45
LIABILITIES, RESERVES, AND SURPLUS		
Cash Liabilities		14,080.43
Reserves for Receivables		16,016.15
Surplus Dec. 31, 1980		30,739.87
Total		60,836.45

1980-3000

*Includes County Health Service Taxes or County Vocational School Taxes. See Table 13, pgs. 675, 676.

1528

Population 1970 1,085
Population 1980 1,427
S & P Rating
Moody Rating

General Tax Rate Per $100. 2.15
State Equalized Tax Rate 1.46

SHIP BOTTOM BOROUGH — OCEAN COUNTY

Form of Government:
Borough Council
Number of Members on Governing Body 6

PER CAPITA		PER CENT	
Gross Debt	514.78	Gross Debt	.76
Net Debt	332.76	Net Debt	.49
Debt Service	23.98	Tax Levy Collected	92.02
Total Tax Levy	1,110.42	Tax Levy Concelled, Abated or Adjusted	
Municipal Expenditures	967.84		

EXPENDITURES	
GENERAL GOVERNMENT	
Governing Body & Public Boards	
Municipal Clerk	
Financial Administration	11,700.00
Assessment of Taxes	10,850.00
Collection of Taxes	19,400.00
Planning, Housing & Development	11,725.00
Human Resources	2,500.00
Elections	
General Administration (other)	163,270.00
JUDICIARY	
Municipal Courts	14,375.00
PUBLIC SAFETY	
Fire Protection	17,500.00
Police Pratection	260,850.00
Civil Defense & Disaster Control	600.00
Environmental Inspection & Control	20,775.00
Other Public Safety	
PUBLIC WORKS	
Streets and Drainage	140,461.24
Sewers and Sewage Processing	
Garbage and Trash Disposal	71,200.00
Public Buildings and Grounds	39,000.00
Other Public Works	51,250.00
HEALTH and WELFARE	
Health Services Except Environmental	4,300.00
Welfare-Public Assistance	1,300.00
Hospitals, Clinics, First Aid	2,000.00
Animal, Insect, & Rodent Control	1,950.00
Other Welfare Services	
RECREATION and CONSERVATION	
Beaches and Boardwalks	107,383.00
Parks, Playgrounds, Shade Trees	
Land Reclamatian & Conservation	
Other Recreational Services	5,600.00
EDUCATION (excluding schools)	
Libraries	300.00
Other Educational Services	
STATUTORY EXPENDITURES	
Pensions & F. I. C. A.	67,700.00
Employee Fringe Benefits	32,558.00
Other Statutary Expenditures	5,000.00
CETA And Other Public Employment Programs	
MUNICIPAL FUNCTIONS TOTAL	1,063,987.24
CAPITAL IMPROVEMENTS *MEMO*	
DEBT SERVICE	
Principal Payments	10,000.00
Interest Payments	24,217.25
DEFERRED CHARGES	10,650.00
SCHOOL, COUNTY, SPECIAL DISTRICT TAXES	1,067,606.88
RESERVE FOR UNCOLLECTED TAXES	129,550.00
EXPENDITURES TOTAL	2,306,011.37

REVENUES-REALIZED		
1980 Property Taxes Collected		1,450,224.57
1980 Payments in Lieu of Taxes		
Delinquent Tax & Lien Collections		85,601.95
Business Personalty Replacement Taxes		23,691.83
Taxes from Public Utilities		151,959.00
Other Miscellaneous Tax Revenues		
State Aid Revenues		7,954.87
Federal Aid Revenues		
State and Local Fiscal Assistance Act Utilized		45,157.24
Sale of Acquired Property		
Other Miscellaneous Revenues		328,314.01
	Total	2,092,903.47
Prior Years Surplus Appropriated		295,900.00
REVENUES	TOTAL	2,388,803.47
Reserve For Uncollected Taxes		129,550.00
CAPITAL OUTLAY	TOTAL	126,030.34
Public Enterprises		
Recreation—Culture		
Public Works		117,071.37
Buildings and Grounds		8,958.97
Library and Education		
Conservation		
All Other		

CAPITAL DEBT AUTHORIZED, DECEMBER 31, 1980

ISSUED AND UNISSUED	GROSS DEBT	NET DEBT
School	240,496	
Self-liquidating	10,243	
Other	474,850	474,850
Total	734,589	474,850

ISSUED AND OUTSTANDING	
School	240,496.27
Self-Liquidating	
Other	340,000.00
Total	580,496.27
EQUALIZED VALUATION BASIS FOR NET DEBT COMPUTATION	96,396,778

REAL PROPERTY VALUATIONS

Code	Class	# of Parcels	% VAL'N	ASSESSED VALUATION
1	Vacant Land	196	5.91	4,281,940.00
2	Residential	1429	75.08	54,363,060.00
3	Farm			
4a	Commercial	116	15.45	11,184,205.00
4b	Industrial			
4c	Apartments	14	3.56	2,574,539.00
Total		1755		72,403,744.00

Land Area	.71 Sq. Miles	
Net Valuation Taxable-Municipal		72,987,009
Net Valuation Taxable-County		100,888,180
State Equolized Valuation		106,981,125
State Equalization Ratio		68.05

1980 PROPERTY TAX		
STATE EQUALIZED TAX RATE		
Local District School Taxes	.14	151,645.87
Regional & Consolidated School Tax	.41	438,012.67
School Taxes in Municipal Budget		
County Taxes	.42	* 452,237.66
County Library Taxes	.02	25,710.68
Local Municipal Purpose Taxes	.46	498,500.00
Veteran & Senior Citizen Taxes		28,430.00
Total Taxes for Rate Computation	1.45	1,594,536.88
Special District Taxes		
Bank Corp. Taxes		8,559.82
Added and Omitted Taxes		9,907.58
Total Taxes Levied - ABSTRACT		1,584,569.28
Total Taxes Billed		1,576,009.44
1980 TAXES COLLECTED		1,450,224.57
1980 Taxes Cancelled, Abated or Adjusted		
Transfer to Tax Title Liens or Foreclosed		
Balance Outstanding Dec. 31, 1980		125,784.87
PRIOR YEARS TAXES OUTSTANDING		
Balance January 1, 1980		88,999.69
Collected in 1980		85,601.95
Cancelled, Abated or Adjusted 1980		
Transfers to Tax Title Liens or Foreclosed		
Balance December 31, 1980		3,397.74
TAX TITLE LIENS OUTSTANDING		
Balance January 1, 1980		6,499.31
Transfer From Taxes		
Redeemed in 1980		
Cancelled, Abated or Adjusted (1980)		
Transfers to Foreclosed Property		
Balance December 31, 1980		6,499.31
PROPERTY ACQUIRED BY DEED OR FORECLOSURE		
Balance January 1, 1980		37,575.00
Transfers From Taxes or Liens		
Sale for Cash (1980)		
Cancelled, Abated or Adjusted (1980)		
Balance December 31, 1980		37,575.00

CURRENT FINANCES DECEMBER 31, 1980	
ASSETS	
Cash Dec. 31, 1980	730,054.25
Taxes Receivable	129,182.63
Tax Title Liens	6,499.31
Foreclosed Property	37,575.00
*Emergencies & Other Deferred Charges	4,800.00
State and Federal Aid Receivable	27,402.41
Other Receivables	90,302.80
Total	1,025,816.60
LIABILITIES, RESERVES, AND SURPLUS	
Cash Liabilities	457,455.88
Reserves for Receivables	263,559.84
Surplus Dec. 31, 1980	304,800.88
Total	1,025,816.60

*Includes County Health Service Taxes or County Vocational School Taxes. See Table 13, pgs. 675, 676.

1345

Population 1970 3,320
Population 1980 2,962
S & P Rating
Moody Rating

General Tax Rate Per $100 4.13
State Equalized Tax Rate 2.50

SHREWSBURY BOROUGH — MONMOUTH CO.

Form of Government:
Borough Council
Number of Members on Governing Body 6

PER CAPITA:		PER CENT:	
Gross Debt	1,007.79	Gross Debt	3.22
Net Debt	374.66	Net Debt	1.21
Debt Service	24.29	Tax Levy Collected	96.71
Total Tax Levy	929.66	Tax Levy Cancelled, Abated or Adjusted	
Municipal Expenditures	374.66		

EXPENDITURES	
GENERAL GOVERNMENT	
Governing Body & Public Boards	
Municipal Clerk	
Financial Administration	4,500.00
Assessment of Taxes	8,803.00
Collection of Taxes	23,879.00
Planning, Housing & Development	6,735.00
Human Resources	
Elections	
General Administration (other)	138,957.00
JUDICIARY	
Municipal Courts	18,658.00
PUBLIC SAFETY	
Fire Protection	31,781.00
Police Protection	339,129.11
Civil Defense & Disaster Control	
Environmental Inspection & Control	14,073.00
Other Public Safety	
PUBLIC WORKS	
Streets and Drainage	157,896.00
Sewers and Sewage Processing	
Garbage and Trash Disposal	31,819.00
Public Buildings and Grounds	6,500.00
Other Public Works	
HEALTH and WELFARE	
Health Services Except Environmental	8,704.00
Welfare-Public Assistance	3,680.00
Hospitals, Clinics, First Aid	
Animal, Insect, & Rodent Control	660.00
Other Welfare Services	
RECREATION and CONSERVATION	
Beaches and Boardwalks	
Parks, Playgrounds, Shade Trees	3,550.00
Land Reclamation & Conservation	275.00
Other Recreational Services	
EDUCATION (excluding schools)	
Libraries	1,500.00
Other Educational Services	
STATUTORY EXPENDITURES	
Pensions & F. I. C. A	73,876.00
Employee Fringe Benefits	27,100.00
Other Statutory Expenditures	6,000.00
CETA And Other Public Employment Programs	
MUNICIPAL FUNCTIONS TOTAL	908,075.11
CAPITAL IMPROVEMENTS *MEMO*	
DEBT SERVICE	
Principal Payments	35,000.00
Interest Payments	36,960.00
DEFERRED CHARGES	25,900.00
SCHOOL, COUNTY, SPECIAL DISTRICT TAXES	2,177,289.96
RESERVE FOR UNCOLLECTED TAXES	103,793.00
EXPENDITURES TOTAL	3,287,018.07

REVENUES-REALIZED		
1980 Property Taxes Collected		2,652,191.39
1980 Payments in Lieu of Taxes		
Delinquent Tax & Lien Collections		43,177.15
Business Personalty Replacement Taxes		88,329.76
Taxes from Public Utilities		148,992.00
Other Miscellaneous Tax Revenues		
State Aid Revenues		24,991.21
Federal Aid Revenues		
State and Local Fiscal Assistance Act Utilized		31,731.00
Sale of Acquired Property		
Other Miscellaneous Revenues		154,898.11
	Total	3,144,310.62
Prior Years Surplus Appropriated		168,500.00
REVENUES -	TOTAL	3,312,810.62
Reserve For Uncollected Taxes		103,793.00
CAPITAL OUTLAY	TOTAL	149,381.65
Public Enterprises		
Recreation—Culture		
Public Works		126,397.16
Buildings and Grounds		22,984.49
Library and Education		
Conservation		
All Other		

CAPITAL DEBT AUTHORIZED, DECEMBER 31, 1980

ISSUED AND UNISSUED	GROSS DEBT	NET DEBT
School	1,875,347	
Self-liquidating		
Other	1,109,730	1,109,730
Total	2,985,078	1,109,730

ISSUED AND OUTSTANDING	
School	1,875,347.48
Self-Liquidating	
Other	792,000.00
Total	2,667,347.48
EQUALIZED VALUATION BASIS FOR NET DEBT COMPUTATION	92,753,128

REAL PROPERTY VALUATIONS

Code	Class	# of Parcels	% VAL'N	ASSESSED VALUATION
1	Vacant Land	91	2.60	1,700,500.00
2	Residential	956	62.96	41,152,200.00
3	Farm	7	1.29	838,400.00
4a	Commercial	127	33.16	21,676,000.00
4b	Industrial			
4c	Apartments			
Total		1181		65,367,100.00

Land Area 2.30 Sq. Miles

Net Valuation Taxable-Municipal	66,242,348
Net Valuation Taxable-County	96,044,786
State Equalized Valuation	108,706,162
State Equalization Ratio	60.62

1980 PROPERTY TAX		
STATE EQUALIZED TAX RATE		
Local District School Taxes	.79	859,543.00
Regional & Consolidated School Tax	.70	762,120.78
School Taxes in Municipal Budget		
County Taxes	.49	535,404.55
County Library Taxes	.02	20,221.63
Local Municipal Purpose Taxes	.51	560,692.00
Veteran & Senior Citizen Taxes		23,290.00
Total Taxes for Rate Computation	2.51	2,761,271.96
Special District Taxes		
Bank Corp. Taxes		11,027.86
Added and Omitted Taxes		4,636.94
Total Taxes Levied - ABSTRACT		2,753,646.76
Total Taxes Billed		2,742,619.90
1980 TAXES COLLECTED		2,652,191.39
1980 Taxes Cancelled, Abated or Adjusted		
Transfer to Tax Title Liens or Foreclosed		
Balance Outstanding Dec. 31, 1980		90,427.51
PRIOR YEARS TAXES OUTSTANDING		
Balance January 1, 1980		93,568.42
Collected in 1980		43,177.15
Cancelled, Abated or Adjusted 1980		
Transfers to Tax Title Liens or Foreclosed		
Balance December 31, 1980		50,391.27
TAX TITLE LIENS OUTSTANDING		
Balance January 1, 1980		6,328.07
Transfer From Taxes		
Redeemed in 1980		
Cancelled, Abated or Adjusted (1980)		
Transfers to Foreclosed Property		
Balance December 31, 1980		6,328.07
PROPERTY ACQUIRED BY DEED OR FORECLOSURE		
Balance January 1, 1980		
Transfers From Taxes or Liens		
Sale for Cash (1980)		
Cancelled, Abated or Adjusted (1980)		
Balance December 31, 1980		

CURRENT FINANCES DECEMBER 31, 1980	
ASSETS	
Cash Dec 31, 1980	1,051,495.52
Taxes Receivable	140,819.78
Tax Title Liens	6,328.07
Foreclosed Property	
Emergencies & Other Deferred Charges	20,129.11
State and Federal Aid Receivable	
Other Receivables	49,844.46
Total	1,268,615.94
LIABILITIES, RESERVES, AND SURPLUS	
Cash Liabilities	840,458.19
Reserves for Receivables	196,991.31
Surplus Dec. 31, 1980	231,126.44
Total	1,268,615.94

1980-3000

1346

Population 1970 1,170
Popultion 1980 995
S & P Roting
Moody Roting A

Generol Tox Rote Per $100. 3.93
Stote Equolized Tox Rote 4.55

SHREWSBURY TOWNSHIP — MONMOUTH CO.

Form of Government:
Township Committee
Number of Members on Governing Body 3

PER CAPITA		PER CENT.	
Gross Debt	52.20	Gross Debt	2.34
Net Debt	47.94	Net Debt	2.15
Debt Service	18.73	Tox Levy Collected	100.00
Totol Tax Levy	151.15	Tox Levy Concelled, Aboted or Adjusted	
Municipol Expenditures	195.96		

EXPENDITURES	
GENERAL GOVERNMENT	
Governing Body & Public Boords	
Municipol Clerk	
Finonciol Administrotion	8,000.00
Assessment of Toxes	230.00
Collection of Toxes	130.00
Plonning, Housing & Development	
Humon Resources	
Elections	955.00
Generol Administrotion (other)	39,665.00
JUDICIARY	
Municipol Courts	2,804.42
PUBLIC SAFETY	
Fire Protection	1,950.00
Police Protection	5,420.00
Civil Defense & Disoster Control	200.00
Environmentol Inspection & Control	100.00
Other Public Sofety	
PUBLIC WORKS	
Streets and Droinoge	29,650.00
Sewers ond Sewoge Processing	14,379.00
Gorboge and Trosh Disposol	31,895.00
Public Buildings ond Grounds	11,405.67
Other Public Works	
HEALTH and WELFARE	
Heolth Services Except Environmentol	6,100.00
Welfore-Public Assistonce	500.00
Hospitols, Clinics, First Aid	
Animol, Insect, & Rodent Control	
Other Welfore Services	
RECREATION ond CONSERVATION	
Beoches ond Boordwolks	
Parks, Ploygrounds, Shode Trees	3,500.00
Lond Reclomotion & Conservotion	
Other Recreotionol Services	1,500.00
EDUCATION (excluding schools)	
Libraries	
Other Educotionol Services	
STATUTORY EXPENDITURES	
Pensions & F. I. C. A	5,000.13
Employee Fringe Benefits	
Other Stotutory Expenditures	450.00
CETA And Other Public Employment Progroms	
MUNICIPAL FUNCTIONS TOTAL	163,834.22
CAPITAL IMPROVEMENTS *MEMO*	
DEBT SERVICE	
Principal Poyments	15,000.00
Interest Poyments	3,633.33
DEFERRED CHARGES	12,507.79
SCHOOL, COUNTY, SPECIAL DISTRICT TAXES	67,350.53
RESERVE FOR UNCOLLECTED TAXES	
EXPENDITURES TOTAL	262,325.87

REVENUES-REALIZED	
1980 Property Toxes Collected	150,396.84
1980 Poyments in Lieu of Toxes	50,066.37
Delinquent Tox & Lien Collections	
Business Personolty Replocement Toxes	749.00
Toxes from Public Utilities	13,598.00
Other Miscelloneous Tox Revenues	
Stote Aid Revenues	32,111.60
Federol Aid Revenues	
Stote ond Locol Fiscol Assistonce Act Utilized	8,569.00
Sole of Acquired Property	
Other Miscelloneous Revenues	11,851.99
Totol	267,342.80
Prior Yeors Surplus Appropriated	55,000.00
REVENUES TOTAL	322,342.80
Reserve For Uncollected Toxes	

CAPITAL OUTLAY TOTAL	
Public Enterprises	
Recreotion—Culture	
Public Works	
Buildings ond Grounds	
Library ond Educotion	
Conservotion	
All Other	

CAPITAL DEBT AUTHORIZED, DECEMBER 31, 1980

ISSUED AND UNISSUED	GROSS DEBT	NET DEBT
School	4,241	
Self-liquidoting		
Other	47,700	47,700
Totol	51,941	47,700

ISSUED AND OUTSTANDING	
School	4,241.10
Self-Liquidoting	
Other	46,800.00
Totol	51,041.10
EQUALIZED VALUATION BASIS FOR NET DEBT COMPUTATION	2,217,424

REAL PROPERTY VALUATIONS

Code	Closs	# of Porcels	% VAL'N	ASSESSED VALUATION
1	Vocont Lond	2	9.57	275,000.00
2	Residentiol			
3	Form			
4o	Commerciol			
4b	Industriol			
4c	Aportments	1	90.43	2,600,000.00
Totol		3		2,875,000.00

Lond Areo .09 Sq. Miles

Net Voluotion Toxoble-Municipol	2,574,305
Net Voluotion Toxoble-County	4,004,332
Stote Equolized Voluotion	2,580,966
Stote Equolizotion Rotio	115.95

1980 PROPERTY TAX		
STATE EQUALIZED TAX RATE →		
Locol District School Toxes		
Regionol & Consolidoted School Tox	1.72	44,185.17
School Toxes in Municipol Budget		
County Toxes	.87	22,322.27
County Librory Toxes	.03	843.09
Locol Municipol Purpose Toxes	1.93	49,618.75
Veteron & Senior Citizen Toxes		
Totol Toxes for Rote Computotion	4.55	116,969.28
Speciol District Toxes		
Bonk Corp. Toxes		
Added ond Omitted Toxes		33,427.56
Totol Toxes Levied - ABSTRACT		150,396.84
Totol Toxes Billed		150,396.84
1980 TAXES COLLECTED		150,396.84
1980 Toxes Concelled, Aboted or Adjusted		
Transfer to Tax Title Liens or Foreclosed		
Bolonce Outstonding Dec 31, 1980		

PRIOR YEARS TAXES OUTSTANDING	
Bolonce Jonuory 1, 1980	
Collected in 1980	
Cancelled, Aboted or Adjusted 1980	
Transfers to Tox Title Liens or Foreclosed	
Bolonce December 31, 1980	
TAX TITLE LIENS OUTSTANDING	
Bolonce Jonuory 1, 1980	
Transfer From Toxes	
Redeemed in 1980	
Concelled, Aboted or Adjusted (1980)	
Transfers to Foreclosed Property	
Bolonce December 31, 1980	
PROPERTY ACQUIRED BY DEED OR FORECLOSURE	
Bolonce Jonuory 1, 1980	
Transfers From Toxes or Liens	
Sole for Cosh (1980)	
Concelled, Abated or Adjusted (1980)	
Bolonce December 31, 1980	

CURRENT FINANCES DECEMBER 31, 1980	
ASSETS	
Cosh Dec. 31, 1980	125,230.55
Toxes Receivoble	
Tox Title Liens	
Foreclosed Property	
Emergencies & Other Deferred Chorges	8,367.09
Stote ond Federol Aid Receivoble	
Other Receivobles	15,121.01
Totol	148,718.65
LIABILITIES, RESERVES, AND SURPLUS	
Cosh Liobilities	34,194.01
Reserves for Receivobles	15,121.01
Surplus Dec 31, 1980	99,403.63
Totol	148,718.65

0421

Population 1970 6,520
Population 1980 5,900
S & P Rating
Moody Rating BAA-1

General Tax Rate Per $100 5.92
State Equalized Tax Rate 3.24

SOMERDALE BOROUGH – CAMDEN COUNTY

Form of Government:
Borough Council
Number of Members on Governing Body 6

PER CAPITA		PER CENT:	
Gross Debt	280.10	Gross Debt	2.45
Net Debt	202.78	Net Debt	1.77
Debt Service	23.57	Tax Levy Collected	96.24
Total Tax Levy	393.98	Tax Levy Cancelled, Abated or Adjusted	
Municipal Expenditures	172.34		

EXPENDITURES		REVENUES-REALIZED		
GENERAL GOVERNMENT				
Governing Body & Public Boards				
Municipal Clerk		1980 Property Taxes Collected		2,232,978.23
Financial Administration	12,250.00	1980 Payments in Lieu of Taxes		
Assessment of Taxes	4,780.00	Delinquent Tax & Lien Collections		55,925.91
Collection of Taxes	8,160.00	Business Personalty Replacement Taxes		41,001.80
Planning, Housing & Development	3,065.00	Taxes from Public Utilities		239,980.00
Human Resources		Other Miscelloneous Tax Revenues		
Elections	4,305.00	State Aid Revenues		67,042.28
General Administration (other)	143,778.37	Federal Aid Revenues		81,057.45
JUDICIARY		State and Local Fiscal Assistance Act Utilized		35,693.00
Municipal Courts	13,800.00	Sale of Acquired Property		
PUBLIC SAFETY		Other Miscelloneous Revenues		73,253.21
Fire Protection	47,680.00		Totol	2,826,931.88
Police Protection	219,903.00	Prior Years Surplus Appropriated		71,500.00
Civil Defense & Disaster Control	40.00	REVENUES	TOTAL	2,898,431.88
Environmental Inspection & Control	5,202.00	Reserve For Uncollected Taxes		102,876.00
Other Public Safety		CAPITAL OUTLAY	TOTAL	62,190.78
PUBLIC WORKS				
Streets and Drainage	85,266.25	Public Enterprises		
Sewers and Sewage Processing		Recreation—Culture		1,150.00
Garboge and Trash Disposal	60,133.45	Public Works		40,756.70
Public Buildings and Grounds	25,240.00	Buildings and Grounds		20,284.08
Other Public Works		Library and Educotion		
HEALTH and WELFARE		Conservation		
Health Services Except Environmentol	1,280.00	All Other		
Welfare-Public Assistance	4,140.00	CAPITAL DEBT AUTHORIZED, DECEMBER 31, 1980		
Hospitals, Clinics, First Aid		ISSUED AND UNISSUED	GROSS DEBT	NET DEBT
Animal, Insect, & Rodent Control	5.00	School	423,188	
Other Welfore Services		Self-liquidating		
RECREATION and CONSERVATION		Other	1,229,413	1,196,389
Beaches and Boardwalks		Total	1,652,601	1,196,389
Parks, Playgrounds, Shade Trees				
Lond Reclamation & Conservotion	325.00	ISSUED AND OUTSTANDING		
Other Recreotional Services	7,630.00	School		251,082.58
EDUCATION (excluding schools)		Self-Liquidating		
Libraries	3,722.50	Other		1,144,551.00
Other Educationol Services			Totol	1,395,633.58
STATUTORY EXPENDITURES		EQUALIZED VALUATION BASIS		
Pensions & F. I. C. A.	34,079.40	FOR NET DEBT COMPUTATION		67,536,179
Employee Fringe Benefits		REAL PROPERTY VALUATIONS		
Other Stotutory Expenditures	2,900.76	Code Class	# of Porcels	% VAL'N	ASSESSED VALUATION
CETA And Other Public Employment Programs	80,000.00	1 Vacont Land	205	2.34	906,580.00
MUNICIPAL FUNCTIONS TOTAL	767,685.73	2 Residential	1544	73.21	28,411,460.00
CAPITAL IMPROVEMENTS *MEMO*	8,000.00	3 Form			
DEBT SERVICE		4a Commercial	101	11.48	4,456,775.00
Principal Poyments	64,500.00	4b Industrial	41	5.89	2,284,125.00
Interest Payments	74,542.45	4c Apartments	7	7.09	2,750,000.00
		Totol	1898		38,808,940.00
DEFERRED CHARGES	7,205.77	Lond Area	1.36 Sq. Miles		
SCHOOL, COUNTY, SPECIAL DISTRICT TAXES	1,920,862.32	Net Valuation Toxable-Municipol			39,124,871
RESERVE FOR UNCOLLECTED TAXES	102,876.00	Net Valuotion Toxable-County			69,438,056
EXPENDITURES TOTAL	2,937,672.27	State Equalized Voluation			71,212,799
		State Equolizotion Rotio			54.74

1980 PROPERTY TAX		
STATE EQUALIZED TAX RATE →		
Local District School Taxes	.90	646,500.00
Regional & Consolidated School Tax	.65	462,069.35
School Taxes in Municipal Budget		
County Taxes	1.11	* 794,768.81
County Library Taxes	.02	17,524.16
Local Municipal Purpose Taxes	.55	393,500.00
Veteran & Senior Citizen Taxes		49,080.00
Total Taxes for Rate Computation	3.23	2,363,442.32
Special District Taxes		
Bonk Corp. Taxes		4,209.09
Added and Omitted Taxes		5,854.20
Total Taxes Levied - ABSTRACT		2,324,465.70
Total Taxes Billed		2,320,256.61
1980 TAXES COLLECTED		2,232,978.23
1980 Taxes Cancelled, Abated or Adjusted		
Transfer to Tax Title Liens or Foreclosed		
Balance Outstanding Dec. 31, 1980		87,278.38
PRIOR YEARS TAXES OUTSTANDING		
Balance January 1, 1980		48,847.80
Collected in 1980		44,837.11
Cancelled, Abated or Adjusted 1980		
Transfers to Tax Title Liens or Foreclosed		
Balance December 31, 1980		4,010.69
TAX TITLE LIENS OUTSTANDING		
Balance January 1, 1980		27,013.80
Transfer From Taxes		
Redeemed in 1980		11,088.80
Cancelled, Abated or Adjusted (1980)		
Transfers to Foreclosed Property		
Balance December 31, 1980		15,925.00
PROPERTY ACQUIRED BY DEED OR FORECLOSURE		
Balance January 1, 1980		20,250.00
Transfers From Taxes or Liens		
Sale for Cash (1980)		
Cancelled, Aboted or Adjusted (1980)		
Balance December 31, 1980		20,250.00
CURRENT FINANCES DECEMBER 31, 1980		
ASSETS		
Cash Dec. 31, 1980		241,364.77
Taxes Receivable		91,289.07
Tax Title Liens		15,925.00
Foreclosed Property		20,250.00
Emergencies & Other Deferred Charges		30,500.00
State and Federal Aid Receivable		
Other Receivables		17,580.20
Total		416,909.04
LIABILITIES, RESERVES, AND SURPLUS		
Cash Liabilities		153,943.82
Reserves for Receivables		145,034.27
Surplus Dec. 31, 1980		117,930.95
Total		416,909.04

980 3000

*Includes County Health Service Taxes or County Vocational School Taxes. See Table 13, pgs. 675, 676.

0121

Papulation 1970 8,055
Papulation 1980 10,320
S & P Rating
Maody Rating

General Tax Rate Per $100. 2.48
State Equalized Tax Rate 2.11

SOMERS POINT CITY — ATLANTIC CO.

Form of Government:
City Charter Act (P.L. 1897 c.30)
Number of Members on Governing Body 7

PER CAPITA:		PER CENT:	
Gross Debt	204.35	Gross Debt	1.24
Net Debt	88.58	Net Debt	.54
Debt Service	26.93	Tax Levy Collected	95.56
Total Tax Levy	448.84	Tax Levy Cancelled, Abated or Adjusted	.14
Municipal Expenditures	237.12		

EXPENDITURES	
GENERAL GOVERNMENT	
Gaverning Body & Public Baards	
Municipal Clerk	
Financial Administratian	34,240.09
Assessment of Taxes	20,220.37
Callectian af Taxes	28,690.78
Planning, Housing & Develapment	6,110.00
Human Resaurces	
Elections	5,089.55
General Administratian (ather)	162,236.41
JUDICIARY	
Municipal Caurts	26,048.12
PUBLIC SAFETY	
Fire Pratectian	136,620.00
Police Pratectian	600,002.60
Civil Defense & Disaster Cantral	2,500.29
Enviranmental Inspectian & Cantral	29,725.34
Other Public Safety	
PUBLIC WORKS	
Streets and Drainage	248,482.93
Sewers and Sewage Pracessing	
Garbage and Trash Disposal	86,210.01
Public Buildings and Graunds	91,281.51
Other Public Warks	47,809.00
HEALTH and WELFARE	
Health Services Except Enviranmental	
Welfare-Public Assistance	3,530.00
Hospitals, Clinics, First Aid	
Animal, Insect, & Radent Cantral	4,874.00
Other Welfare Services	
RECREATION and CONSERVATION	
Beaches and Baardwalks	3,357.00
Parks, Playgraunds, Shade Trees	24,186.85
Land Reclamatian & Canservatian	
Other Recreatianal Services	
EDUCATION (excluding schaals)	
Libraries	25,236.50
Other Educatianal Services	
STATUTORY EXPENDITURES	
Pensians & F. I. C. A.	114,712.29
Emplayee Fringe Benefits	48,321.06
Other Statutary Expenditures	7,396.00
CETA And Other Public Emplayment Pragrams	31,216.57
MUNICIPAL FUNCTIONS TOTAL	1,788,097.27
CAPITAL IMPROVEMENTS *MEMO*	5,000.00
DEBT SERVICE	
Principal Payments	161,000.00
Interest Payments	117,221.30
TYPE I SCHL DEBT *MEMO	158,893.00
DEFERRED CHARGES	164,561.78
SCHOOL, COUNTY, SPECIAL DISTRICT TAXES	3,431,320.85
RESERVE FOR UNCOLLECTED TAXES	218,560.67
EXPENDITURES TOTAL	5,880,761.87

REVENUES-REALIZED		
1980 Praperty Taxes Callected		4,430,307.19
1980 Payments in Lieu af Taxes		
Delinquent Tax & Lien Callectians		220,101.41
Business Persanalty Replacement Taxes		82,198.68
Taxes fram Public Utilities		381,532.74
Other Miscellaneaus Tax Revenues		
State Aid Revenues		117,496.60
Federal Aid Revenues		16,052.22
State and Local Fiscal Assistance Act Utilized		81,952.00
Sale af Acquired Praperty		
Other Miscellaneaus Revenues		256,950.16
	Tatal	5,586,591.00
Priar Years Surplus Appraapriated		200,000.00
REVENUES	TOTAL	5,786,591.00
Reserve Far Uncallected Taxes		218,560.67
CAPITAL OUTLAY	TOTAL	235,755.32
Public Enterprises		
Recreatian—Culture		30,864.28
Public Works		147,757.22
Buildings and Grounds		57,133.82
Library and Educatian		
Canservatian		
All Other		

CAPITAL DEBT AUTHORIZED, DECEMBER 31, 1980

ISSUED AND UNISSUED	GROSS DEBT	NET DEBT
Schaal	1,195,927	
Self-liquidating		
Other	915,050	915,050
Tatal	2,110,977	915,050

ISSUED AND OUTSTANDING	
Schaal	1,195,927.77
Self-Liquidating	
Other	915,050.00
Tatal	2,110,977.77
EQUALIZED VALUATION BASIS FOR NET DEBT COMPUTATION	169,677,931

REAL PROPERTY VALUATIONS

Cade	Class	# af Parcels	% VAL'N	ASSESSED VALUATION
1	Vacant Land	438	2.59	4,673,100.00
2	Residential	3068	66.00	119,198,600.00
3	Farm	1	.26	462,900.00
4a	Commercial	191	19.31	34,867,600.00
4b	Industrial			
4c	Apartments	29	11.85	21,403,900.00
Tatal		3727		180,606,100.00

Land Area 4.08 Sq. Miles

Net Valuatian Taxable-Municipal	185,427,742
Net Valuatian Taxable-Caunty	173,911,297
State Equalized Valuatian	216,701,159
State Equalizatian Ratia	85.24

1980 PROPERTY TAX		
STATE EQUALIZED TAX RATE		
Local District Schaal Taxes	.66	1,438,386.50
Regianal & Cansalidated Schaal Tax	.37	810,675.75
Schaal Taxes in Municipal Budget	.05	115,774.30
County Taxes	.48	* 1,034,520.67
County Library Taxes	.01	31,963.63
Local Municipal Purpase Taxes	.53	1,160,053.48
Veteran & Senior Citizen Taxes		110,850.00
Total Taxes for Rate Computatian	2.10	4,702,224.33
Special District Taxes		
Bank Carp. Taxes		7,115.67
Added and Omitted Taxes		27,982.96
Total Taxes Levied - ABSTRACT		4,636,472.96
Total Taxes Billed		4,635,936.30
1980 TAXES COLLECTED		4,430,307.19
1980 Taxes Cancelled, Abated ar Adjusted		6,709.90
Transfer ta Tax Title Liens ar Fareclased		8,710.96
Balance Outstanding Dec. 31, 1980		190,208.25
PRIOR YEARS TAXES OUTSTANDING		
Balance January 1, 1980		198,226.11
Callected in 1980		164,421.52
Cancelled, Abated ar Adjusted 1980		
Transfers ta Tax Title Liens ar Fareclased		217.02
Balance December 31, 1980		33,586.26
TAX TITLE LIENS OUTSTANDING		
Balance January 1, 1980		78,950.79
Transfer Fram Taxes		8,977.25
Redeemed in 1980		55,679.49
Cancelled, Abated ar Adjusted (1980)		
Transfers ta Fareclased Praperty		
Balance December 31, 1980		32,288.55
PROPERTY ACQUIRED BY DEED OR FORECLOSURE		
Balance January 1, 1980		13,412.50
Transfers Fram Taxes ar Liens		
Sale far Cash (1980)		
Cancelled, Abated ar Adjusted (1980)		
Balance December 31, 1980		13,412.50
CURRENT FINANCES DECEMBER 31, 1980		
ASSETS		
Cash Dec. 31 1980		378,812.51
Taxes Receivable		223,794.51
Tax Title Liens		32,288.55
Fareclased Praperty		13,412.50
Emergencies & Other Deferred Charges		34,232.30
State and Federal Aid Receivable		15,803.09
Other Receivables		9,626.56
Tatal		707,970.02
LIABILITIES, RESERVES, AND SURPLUS		
Cash Liabilities		119,021.63
Reserves far Receivables		279,122.12
Surplus Dec 31, 1980		309,826.27
Tatal		707,970.02

1980 3000

* ABOVE DEBT SERVICE INCLUDES TYPE I SCHOOL DEBT

*Includes County Health Service Taxes or County Vocational School Taxes. See Table 13, pgs. 675, 676.

1818

Population 1970 13,670
Population 1980 11,973
S & P Rating
Moody Rating A-1

General Tax Rate Per $100. 4.46
State Equalized Tax Rate 2.98

SOMERVILLE BOROUGH — SOMERSET CO.

Form of Government:
Borough Council
Number of Members on Governing Body 6

PER CAPITA:		PER CENT:	
Gross Debt	613.57	Gross Debt	3.53
Net Debt	339.28	Net Debt	1.95
Debt Service	33.44	Tax Levy Collected	95.89
Total Tax Levy	625.93	Tax Levy Cancelled, Abated or Adjusted	.12
Municipal Expenditures	334.29		

EXPENDITURES	
GENERAL GOVERNMENT	
Governing Body & Public Boards	
Municipal Clerk	
Financial Administration	
Assessment of Taxes	24,232.18
Collection of Taxes	53,305.00
Planning, Housing & Development	26,779.00
Human Resources	
Elections	2,926.00
General Administration (other)	542,653.33
JUDICIARY	
Municipal Courts	28,679.00
PUBLIC SAFETY	
Fire Protection	110,171.00
Police Protection	595,980.47
Civil Defense & Disaster Control	9,965.00
Environmental Inspection & Control	45,242.00
Other Public Safety	
PUBLIC WORKS	
Streets and Drainage	347,430.00
Sewers and Sewage Processing	29,500.00
Garbage and Trash Disposal	174,600.00
Public Buildings and Grounds	93,557.00
Other Public Works	5,815.00
HEALTH and WELFARE	
Health Services Except Environmental	57,802.78
Welfare-Public Assistance	23,908.82
Hospitals, Clinics, First Aid	
Animal, Insect, & Rodent Control	7,355.00
Other Welfare Services	
RECREATION and CONSERVATION	
Beaches and Boardwalks	
Parks, Playgrounds, Shade Trees	68,919.90
Land Reclamation & Conservation	
Other Recreational Services	61,418.63
EDUCATION (excluding schools)	
Libraries	113,487.00
Other Educational Services	
STATUTORY EXPENDITURES	
Pensions & F. I. C. A.	309,500.00
Employee Fringe Benefits	81,255.00
Other Statutory Expenditures	8,250.00
CETA And Other Public Employment Programs	20,808.00
MUNICIPAL FUNCTIONS TOTAL	3,243,540.11
CAPITAL IMPROVEMENTS *MEMO*	10,000.00
DEBT SERVICE	
Principal Payments	278,000.00
Interest Payments	122,424.00
DEFERRED CHARGES	38,200.00
SCHOOL, COUNTY, SPECIAL DISTRICT TAXES	5,731,998.38
RESERVE FOR UNCOLLECTED TAXES	320,300.00
EXPENDITURES TOTAL	9,734,462.49

REVENUES-REALIZED		
1980 Property Taxes Collected		7,178,642.15
1980 Payments in Lieu of Taxes		
Delinquent Tax & Lien Collections		301,889.15
Business Personalty Replacement Taxes		252,385.28
Taxes from Public Utilities		685,279.00
Other Miscellaneous Tax Revenues		
State Aid Revenues		212,825.26
Federal Aid Revenues		14,774.75
State and Local Fiscal Assistance Act Utilized		153,866.63
Sale of Acquired Property		
Other Miscellaneous Revenues		386,638.49
	Total	9,190,300.71
Prior Years Surplus Appropriated		350,000.00
REVENUES	TOTAL	9,540,300.71
Reserve For Uncollected Taxes		320,300.00
CAPITAL OUTLAY	TOTAL	439,431.77
Public Enterprises		
Recreation—Culture		16,500.14
Public Works		176,700.42
Buildings and Grounds		246,231.21
Library and Education		
Conservation		
All Other		

CAPITAL DEBT AUTHORIZED, DECEMBER 31, 1980

ISSUED AND UNISSUED	GROSS DEBT	NET DEBT
School	3,284,000	
Self-liquidating		
Other	4,062,221	4,062,221
Total	7,346,221	4,062,221

ISSUED AND OUTSTANDING	
School	3,284,000.00
Self-Liquidating	
Other	3,731,000.00
Total	7,015,000.00
EQUALIZED VALUATION BASIS FOR NET DEBT COMPUTATION	208,318,726

REAL PROPERTY VALUATIONS

Code	Class	# of Parcels	% VAL'N	ASSESSED VALUATION
1	Vacant Land			
2	Residential			
3	Farm			
4a	Commercial	366	67.11	39,083,300.00
4b	Industrial	15	10.20	5,939,400.00
4c	Apartments	29	22.69	13,215,700.00
Total		410		58,238,400.00

Land Area 2.30 Sq. Miles	
Net Valuation Taxable-Municipal	167,472,669
Net Valuation Taxable-County	225,419,178
State Equalized Valuation	246,032,075
State Equalization Ratio	66.98

1980 PROPERTY TAX		
STATE EQUALIZED TAX RATE		
Local District School Taxes	1.85	4,634,903.17
Regional & Consolidated School Tax		
School Taxes in Municipal Budget		
County Taxes	.44	1,097,095.21
County Library Taxes		
Local Municipal Purpose Taxes	.69	1,723,147.85
Veteran & Senior Citizen Taxes		83,070.00
Total Taxes for Rate Computation	2.98	7,538,216.23
Special District Taxes		
Bank Corp. Taxes		22,403.00
Added and Omitted Taxes		16,702.86
Total Taxes Levied - ABSTRACT		7,494,252.09
Total Taxes Billed		7,485,983.89
1980 TAXES COLLECTED		7,178,642.15
1980 Taxes Cancelled, Abated or Adjusted		9,230.80
Transfer to Tax Title Liens or Foreclosed		11,843.50
Balance Outstanding Dec. 31, 1980		286,267.44

PRIOR YEARS TAXES OUTSTANDING	
Balance January 1, 1980	293,526.61
Collected in 1980	287,173.01
Cancelled, Abated or Adjusted 1980	5,334.04
Transfers to Tax Title Liens or Foreclosed	397.44
Balance December 31, 1980	622.12
TAX TITLE LIENS OUTSTANDING	
Balance January 1, 1980	27,064.16
Transfer From Taxes	12,296.80
Redeemed in 1980	14,716.14
Cancelled, Abated or Adjusted (1980)	
Transfers to Foreclosed Property	
Balance December 31, 1980	24,644.82
PROPERTY ACQUIRED BY DEED OR FORECLOSURE	
Balance January 1, 1980	4,800.00
Transfers From Taxes or Liens	
Sale for Cash (1980)	
Cancelled, Abated or Adjusted (1980)	
Balance December 31, 1980	4,800.00

CURRENT FINANCES DECEMBER 31, 1980 ASSETS	
Cash Dec. 31, 1980	610,710.05
Taxes Receivable	286,889.56
Tax Title Liens	24,644.82
Foreclosed Property	4,800.00
Emergencies & Other Deferred Charges	6,500.00
State and Federal Aid Receivable	
Other Receivables	72,257.85
Total	1,005,802.28
LIABILITIES, RESERVES, AND SURPLUS	
Cash Liabilities	176,358.63
Reserves for Receivables	388,592.23
Surplus Dec. 31, 1980	440,851.42
Total	1,005,802.28

80-3000

1220

Papulation 1970 9,370
Papulation 1980 8,322
S & P Rating
Moody Rating

General Tax Rate Per $100. 2.76
State Equalized Tax Rate 2.05

SOUTH AMBOY CITY — MIDDLESEX COUNTY

Form of Government:
Mayor-Council Plan D (OMCL50)
Number of Members on Governing Body 5

PER CAPITA:		PER CENT:	
Gross Debt	500.20	Gross Debt	3.32
Net Debt	428.50	Net Debt	2.85
Debt Service	12.63	Tax Levy Collected	92.94
Total Tax Levy	325.16	Tax Levy Cancelled, Abated or Adjusted	
Municipal Expenditures	443.65		

EXPENDITURES	
GENERAL GOVERNMENT	
Governing Body & Public Boards	
Municipal Clerk	
Financial Administration	36,734.00
Assessment of Taxes	20,775.00
Collection of Taxes	28,974.00
Planning, Housing & Development	16,900.00
Human Resources	
Elections	3,500.00
General Administration (other)	434,276.00
JUDICIARY	
Municipal Courts	34,706.00
PUBLIC SAFETY	
Fire Protection	78,200.00
Police Protection	864,265.00
Civil Defense & Disaster Control	2,500.00
Environmental Inspection & Control	13,400.00
Other Public Safety	
PUBLIC WORKS	
Streets and Drainage	410,686.75
Sewers and Sewage Processing	224,377.00
Garbage and Trash Disposal	154,791.00
Public Buildings and Grounds	225,091.00
Other Public Works	5,534.43
HEALTH and WELFARE	
Health Services Except Enviranmental	80,922.00
Welfare-Public Assistance	12,700.00
Hospitals, Clinics, First Aid	6,000.00
Animal, Insect, & Rodent Control	3,000.00
Other Welfare Services	1,600.00
RECREATION and CONSERVATION	
Beaches and Boardwalks	
Parks, Playgrounds, Shade Trees	10,000.00
Land Reclamation & Conservation	
Other Recreational Services	71,300.00
EDUCATION (excluding schools)	
Libraries	138,311.00
Other Educational Services	127,000.00
STATUTORY EXPENDITURES	
Pensions & F. I. C. A.	175,640.00
Employee Fringe Benefits	107,000.00
Other Statutory Expenditures	
CETA And Other Public Employment Programs	49,130.97
MUNICIPAL FUNCTIONS TOTAL	3,337,314.15
CAPITAL IMPROVEMENTS *MEMO*	
DEBT SERVICE	
Principal Payments	100,961.89
Interest Payments	4,128.00
TYPE I SCHL DEBT *MEMO	24,128.00
DEFERRED CHARGES	112,138.97
SCHOOL, COUNTY, SPECIAL DISTRICT TAXES	2,776,125.00
RESERVE FOR UNCOLLECTED TAXES	137,532.00
EXPENDITURES TOTAL	6,468,200.01

REVENUES-REALIZED		
1980 Property Taxes Collected		2,582,120.07
1980 Payments in Lieu of Taxes		
Delinquent Tax & Lien Collections		166,704.98
Business Personalty Replacement Taxes		57,453.24
Taxes from Public Utilities		2,511,911.00
Other Miscellaneous Tax Revenues		
State Aid Revenues		144,185.70
Federal Aid Revenues		29,469.41
State and Local Fiscal Assistance Act Utilized		197,882.43
Sale of Acquired Property		44,176.00
Other Miscellaneous Revenues		204,615.09
	Total	5,938,517.92
Prior Years Surplus Appropriated		778,972.85
REVENUES	TOTAL	6,717,490.77
Reserve For Uncollected Taxes		137,532.00
CAPITAL OUTLAY	TOTAL	744,159.63
Public Enterprises		69,372.66
Recreation—Culture		1,218.25
Public Works		665,727.27
Buildings and Grounds		7,841.45
Library and Education		
Conservation		
All Other		

CAPITAL DEBT AUTHORIZED, DECEMBER 31, 1980

ISSUED AND UNISSUED	GROSS DEBT	NET DEBT
School	238,000	
Self-liquidating	595,050	236,342
Other	3,329,621	3,329,621
Total	4,162,671	3,565,964

ISSUED AND OUTSTANDING	
School	238,000.00
Self-Liquidating	137,727.97
Other	571,000.00
Total	946,727.97
EQUALIZED VALUATION BASIS FOR NET DEBT COMPUTATION	125,284,997

REAL PROPERTY VALUATIONS

Code	Class	# of Parcels	% VAL'N	ASSESSED VALUATION
1	Vacant Land	140	2.87	2,853,200.00
2	Residential	2120	71.36	70,923,700.00
3	Farm			
4a	Commercial	172	11.31	11,235,800.00
4b	Industrial	12	13.30	13,222,800.00
4c	Apartments	8	1.15	1,147,100.00
Total		2452		99,382,600.00

Land Area 1.45 Sq. Miles

Net Valuation Taxable-Municipal	100,815,946
Net Valuation Taxable-County	132,734,174
State Equalized Valuation	136,850,246
State Equalization Ratio	74.48

1980 PROPERTY TAX		
STATE EQUALIZED TAX RATE		
Local District School Taxes	1.48	2,002,650.49
Regional & Consolidated School Tax		
School Taxes in Municipal Budget	.02	22,541.54
County Taxes	.55	750,932.97
County Library Taxes		
Local Municipal Purpose Taxes		
Veteran & Senior Citizen Taxes		100,110.00
Total Taxes for Rate Computation	2.05	2,876,235.00
Special District Taxes		
Bank Corp. Taxes		11,049.30
Added and Omitted Taxes		2,009.28
Total Taxes Levied - ABSTRACT		2,789,183.58
Total Taxes Billed		2,778,134.28
1980 TAXES COLLECTED		2,582,120.07
1980 Taxes Cancelled, Abated or Adjusted		
Transfer to Tax Title Liens or Foreclosed		8,199.64
Balance Outstanding Dec. 31, 1980		187,814.57
PRIOR YEARS TAXES OUTSTANDING		
Balance January 1, 1980		348,866.42
Collected in 1980		166,704.98
Cancelled, Abated or Adjusted 1980		
Transfers to Tax Title Liens or Foreclosed		2,124.22
Balance December 31, 1980		180,037.12
TAX TITLE LIENS OUTSTANDING		
Balance January 1, 1980		62,307.79
Transfer From Taxes		10,323.96
Redeemed in 1980		
Cancelled, Abated or Adjusted (1980)		
Transfers to Foreclosed Property		
Balance December 31, 1980		72,631.75
PROPERTY ACQUIRED BY DEED OR FORECLOSURE		
Balance January 1, 1980		50,346.00
Transfers From Taxes or Liens		
Sale for Cash (1980)		44,176.00
Cancelled, Abated or Adjusted (1980)		
Balance December 31, 1980		6,170.00
CURRENT FINANCES DECEMBER 31, 1980		
ASSETS		
Cash Dec. 31, 1980		1,460,187.16
Taxes Receivable		367,851.69
Tax Title Liens		72,631.75
Foreclosed Property		6,170.00
Emergencies & Other Deferred Charges		4,035.75
State and Federal Aid Receivable		73,329.29
Other Receivables		119,289.42
Total		2,103,495.16
LIABILITIES, RESERVES, AND SURPLUS		
Cash Liabilities		602,069.84
Reserves for Receivables		565,942.86
Surplus Dec. 31, 1980		935,482.46
Total		2,103,495.16

1980 3000

* ABOVE DEBT SERVICE INCLUDES TYPE I SCHOOL DEBT

1347

Population 1970 1,490
Population 1980 1,566
S & P Rating
Moody Rating

General Tax Rate Per $100 6.36
State Equalized Tax Rate 3.06

SOUTH BELMAR BOROUGH – MONMOUTH CO.

Form of Government:
Borough Council
Number of members on Governing Body 6

PER CAPITA:		PER CENT:	
Gross Debt	349.54	Gross Debt	2.03
Net Debt	143.89	Net Debt	.84
Debt Service	8.92	Tax Levy Collected	92.48
Total Tax Levy	578.76	Tax Levy Cancelled, Abated or Adjusted	
Municipal Expenditures	333.18		

EXPENDITURES	
GENERAL GOVERNMENT	
Governing Body & Public Boards	
Municipal Clerk	
Financial Administration	7,358.60
Assessment of Taxes	3,744.56
Collection of Taxes	6,373.62
Planning, Housing & Development	461.40
Human Resources	
Elections	433.50
General Administration (other)	52,542.89
JUDICIARY	
Municipal Courts	6,828.16
PUBLIC SAFETY	
Fire Protection	4,628.89
Police Protection	188,341.42
Civil Defense & Disaster Control	
Environmental Inspection & Control	4,699.00
Other Public Safety	
PUBLIC WORKS	
Streets and Drainage	41,259.76
Sewers and Sewage Processing	
Garbage and Trash Disposal	37,049.80
Public Buildings and Grounds	11,107.71
Other Public Works	
HEALTH and WELFARE	
Health Services Except Environmental	50.00
Welfare-Public Assistance	1,738.48
Hospitals, Clinics, First Aid	
Animal, Insect, & Rodent Control	
Other Welfare Services	
RECREATION and CONSERVATION	
Beaches and Boardwalks	
Parks, Playgrounds, Shade Trees	
Land Reclamation & Conservation	
Other Recreational Services	2,525.00
EDUCATION (excluding schools)	
Libraries	
Other Educational Services	
STATUTORY EXPENDITURES	
Pensions & F. I. C. A.	32,401.10
Employee Fringe Benefits	8,253.04
Other Statutory Expenditures	800.00
CETA And Other Public Employment Programs	21,724.41
MUNICIPAL FUNCTIONS TOTAL	432,361.34
CAPITAL IMPROVEMENTS *MEMO*	
DEBT SERVICE	
Principal Payments	
Interest Payments	13,974.57
DEFERRED CHARGES	13,405.00
SCHOOL, COUNTY, SPECIAL DISTRICT TAXES	611,652.72
RESERVE FOR UNCOLLECTED TAXES	62,017.22
EXPENDITURES TOTAL	1,133,410.85

REVENUES-REALIZED		
1980 Property Taxes Collected		837,414.99
1980 Payments in Lieu of Taxes		
Delinquent Tax & Lien Collections		59,990.93
Business Personalty Replacement Taxes		9,068.32
Taxes from Public Utilities		52,277.00
Other Miscellaneous Tax Revenues		
State Aid Revenues		11,694.47
Federal Aid Revenues		23,615.09
State and Local Fiscal Assistance Act Utilized		28,249.00
Sale of Acquired Property		
Other Miscellaneous Revenues		42,360.78
	Total	1,064,670.58
Prior Years Surplus Appropriated		32,700.00
REVENUES	TOTAL	1,097,370.58
Reserve For Uncollected Taxes		62,017.22
CAPITAL OUTLAY	TOTAL	41,142.16
Public Enterprises		7,135.34
Recreation—Culture		12.32
Public Works		33,994.50
Buildings and Grounds		
Library and Education		
Conservation		
All Other		

CAPITAL DEBT AUTHORIZED, DECEMBER 31, 1980

ISSUED AND UNISSUED	GROSS DEBT	NET DEBT
School		
Self-liquidating	293,151	1,994
Other	254,234	223,334
Total	547,385	225,328
ISSUED AND OUTSTANDING		
School		
Self-Liquidating		75,000.00
Other		234,900.00
Total		309,900.00
EQUALIZED VALUATION BASIS FOR NET DEBT COMPUTATION		26,919,806

REAL PROPERTY VALUATIONS

Code	Class	# of Parcels	% VAL'N	ASSESSED VALUATION
1	Vacant Land	62	1.55	217,600.00
2	Residential	773	84.33	11,833,000.00
3	Farm			
4a	Commercial	39	10.51	1,475,350.00
4b	Industrial	3	.99	139,500.00
4c	Apartments	1	2.61	365,700.00
Total		878		14,031,150.00

Land Area .20 Sq. Miles

Net Valuation Taxable-Municipal	14,176,341
Net Valuation Taxable-County	27,158,819
State Equalized Valuation	29,261,501
State Equalization Ratio	48.19

1980 PROPERTY TAX			
STATE EQUALIZED TAX RATE	1.53		
Local District School Taxes			451,273.00
Regional & Consolidated School Tax			
School Taxes in Municipal Budget			
County Taxes	.53	*	154,661.60
County Library Taxes	.02		5,718.12
Local Municipal Purpose Taxes	.99		290,357.00
Veteran & Senior Citizen Taxes			28,140.00
Total Taxes for Rate Computation	3.07		930,149.72
Special District Taxes			
Bank Corp. Taxes			837.97
Added and Omitted Taxes			3,483.19
Total Taxes Levied - ABSTRACT			906,330.88
Total Taxes Billed			905,492.91
1980 TAXES COLLECTED			837,414.99
1980 Taxes Cancelled, Abated or Adjusted			
Transfer to Tax Title Liens or Foreclosed			9,637.76
Balance Outstanding Dec. 31, 1980			58,440.16
PRIOR YEARS TAXES OUTSTANDING			
Balance January 1, 1980			54,895.93
Collected in 1980			53,865.21
Cancelled, Abated or Adjusted 1980			
Transfers to Tax Title Liens or Foreclosed			869.35
Balance December 31, 1980			161.27
TAX TITLE LIENS OUTSTANDING			
Balance January 1, 1980			27,528.25
Transfer From Taxes			10,573.29
Redeemed in 1980			6,125.72
Cancelled, Abated or Adjusted (1980)			
Transfers to Foreclosed Property			
Balance December 31, 1980			31,975.82
PROPERTY ACQUIRED BY DEED OR FORECLOSURE			
Balance January 1, 1980			1,270.00
Transfers From Taxes or Liens			
Sale for Cash (1980)			
Cancelled, Abated or Adjusted (1980)			
Balance December 31, 1980			1,270.00

CURRENT FINANCES DECEMBER 31, 1980	
ASSETS	
Cash Dec. 31, 1980	84,752.61
Taxes Receivable	58,601.43
Tax Title Liens	31,975.82
Foreclosed Property	1,270.00
Emergencies & Other Deferred Charges	9,795.72
State and Federal Aid Receivable	
Other Receivables	24,591.18
Total	210,986.76
LIABILITIES, RESERVES, AND SURPLUS	
Cash Liabilities	64,264.93
Reserves for Receivables	116,438.43
Surplus Dec. 31, 1980	30,283.40
Total	210,986.76

*Includes County Health Service Taxes or County Vocational School Taxes. See Table 13, pgs. 675, 676.

1819

Papulation 1970 4,530
Papulation 1980 4,331
S & P Rating
·Moody Rating

General Tax Rate Per $100. 6.82
State Equalized Tax Rate 2.72

SOUTH BOUND BROOK BOROUGH — SOMERSET COUNTY

Form of Government:
Borough Council
Number of members on Governing Body 6

PER CAPITA:		PER CENT:	
Gross Debt	329.67	Gross Debt	2.51
Net Debt	224.75	Net Debt	1.71
Debt Service	18.28	Tax Levy Collected	97.83
Total Tax Levy	413.76	Tax Levy Cancelled, Abated or Adjusted	.35
Municipal Expenditures	211.51		

EXPENDITURES		REVENUES-REALIZED	
GENERAL GOVERNMENT			
Governing Body & Public Boards			
Municipal Clerk			
Financial Administration	5,775.00	1980 Property Taxes Collected	1,766,621.67
Assessment of Taxes	49,142.29	1980 Payments in Lieu of Taxes	
Collection of Taxes	17,810.87	Delinquent Tax & Lien Collections	28,853.92
Planning, Housing & Development	5,217.74	Business Personalty Replacement Taxes	77,440.32
Human Resources		Taxes from Public Utilities	150,343.00
Elections	545.21	Other Miscellaneous Tax Revenues	
General Administration (other)	55,820.74	State Aid Revenues	70,894.28
JUDICIARY		Federal Aid Revenues	26,653.13
Municipal Courts	5,095.66	State and Local Fiscal Assistance Act Utilized	43,512.00
PUBLIC SAFETY		Sale of Acquired Property	
Fire Protection	24,291.94	Other Miscellaneous Revenues	64,627.51
Police Protection	214,425.24	Total	2,228,945.83
Civil Defense & Disaster Control	413.68	Prior Years Surplus Appropriated	110,000.00
Environmental Inspection & Control	5,230.05	REVENUES TOTAL	2,338,945.83
Other Public Safety		Reserve For Uncollected Taxes	87,244.67
PUBLIC WORKS		CAPITAL OUTLAY TOTAL	210,133.79
Streets and Drainage	66,272.14		
Sewers and Sewage Processing	96,062.02	Public Enterprises	
Garbage and Trash Disposal	50,669.78	Recreation—Culture	
Public Buildings and Grounds	7,115.15	Public Works	149,534.45
Other Public Works		Buildings and Grounds	60,599.34
HEALTH and WELFARE		Library and Education	
Health Services Except Environmental	12,744.56	Conservation	
Welfare-Public Assistance	3,751.97	All Other	
Hospitals, Clinics, First Aid	250.00		
Animal, Insect, & Rodent Control	500.00		
Other Welfare Services			
RECREATION and CONSERVATION			
Beaches and Boardwalks			
Parks, Playgrounds, Shade Trees	3,439.05		
Land Reclamation & Conservation	115.00		
Other Recreational Services	6,495.80		
EDUCATION (excluding schools)			
Libraries	10,955.02		
Other Educational Services			
STATUTORY EXPENDITURES			
Pensions & F. I. C. A.	48,500.00		
Employee Fringe Benefits	10,838.09		
Other Statutory Expenditures	2,500.00		
CETA And Other Public Employment Programs	33,000.00		
MUNICIPAL FUNCTIONS TOTAL	736,977.00		
CAPITAL IMPROVEMENTS *MEMO*	15,700.00		
DEBT SERVICE			
Principal Payments	39,100.00		
Interest Payments	40,051.90		
DEFERRED CHARGES	12,644.08		
SCHOOL, COUNTY, SPECIAL DISTRICT TAXES	1,433,143.63		
RESERVE FOR UNCOLLECTED TAXES	87,244.67		
EXPENDITURES TOTAL	2,349,201.28		

CAPITAL DEBT AUTHORIZED, DECEMBER 31, 1980

ISSUED AND UNISSUED	GROSS DEBT	NET DEBT
School	427,000	
Self-liquidating		
Other	1,000,818	973,403
Total	1,427,818	973,403

ISSUED AND OUTSTANDING	
School	427,000.00
Self-Liquidating	
Other	850,850.00
Total	1,277,850.00
EQUALIZED VALUATION BASIS FOR NET DEBT COMPUTATION	56,944,472

REAL PROPERTY VALUATIONS

Code	Class	# of Parcels	% VAL'N	ASSESSED VALUATION
1	Vacant Land	62	.96	247,200.00
2	Residential	1059	76.31	19,685,950.00
3	Farm			
4a	Commercial	31	5.73	1,478,800.00
4b	Industrial	9	7.86	2,027,200.00
4c	Apartments	6	9.14	2,357,100.00
Total		1167		25,796,250.00

Land Area .70 Sq. Miles

Net Valuation Taxable-Municipal	26,285,017
Net Valuation Taxable-County	58,458,130
State Equalized Valuation	65,061,460
State Equalization Ratio	39.95

1980 PROPERTY TAX		
STATE EQUALIZED TAX RATE		
Local District School Taxes	1.75	1,149,568.79
Regional & Consolidated School Tax		
School Taxes in Municipal Budget		
County Taxes	.43	283,712.27
County Library Taxes		-137.43
Local Municipal Purpose Taxes	.54	357,019.95
Veteran & Senior Citizen Taxes		34,090.00
Total Taxes for Rate Computation	2.72	1,824,253.58
Special District Taxes		
Bank Corp. Taxes		1,848.93
Added and Omitted Taxes		
Total Taxes Levied - ABSTRACT		1,792,012.51
Total Taxes Billed		1,805,841.63
1980 TAXES COLLECTED		1,766,621.67
1980 Taxes Cancelled, Abated or Adjusted		6,272.10
Transfer to Tax Title Liens or Foreclosed		3,471.38
Balance Outstanding Dec 31, 1980		29,476.48
PRIOR YEARS TAXES OUTSTANDING		
Balance January 1, 1980		29,016.77
Collected in 1980		27,724.47
Cancelled, Abated or Adjusted 1980		1,019.93
Transfers to Tax Title Liens or Foreclosed		254.94
Balance December 31, 1980		17.43
TAX TITLE LIENS OUTSTANDING		
Balance January 1, 1980		20,036.24
Transfer From Taxes		4,420.34
Redeemed in 1980		1,129.45
Cancelled, Abated or Adjusted (1980)		
Transfers to Foreclosed Property		
Balance December 31, 1980		23,327.13
PROPERTY ACQUIRED BY DEED OR FORECLOSURE		
Balance January 1, 1980		11,460.00
Transfers From Taxes or Liens		
Sale for Cash (1980)		
Cancelled, Abated or Adjusted (1980)		
Balance December 31, 1980		11,460.00
CURRENT FINANCES DECEMBER 31, 1980		
ASSETS		
Cash Dec. 31, 1980		279,706.70
Taxes Receivable		29,493.81
Tax Title Liens		23,327.13
Foreclosed Property		11,460.00
Emergencies & Other Deferred Charges		57,101.00
State and Federal Aid Receivable		109.10
Other Receivables		1,259.79
Total		402,456.63
LIABILITIES, RESERVES, AND SURPLUS		
Cash Liabilities		128,895.84
Reserves for Receivables		65,540.83
Surplus Dec. 31, 1980		208,019.96
Total		402,456.63

1221

Population 1970	14,090
Population 1980	17,127
S & P Rating	AA
Moody Rating	A-1

General Tax Rate Per $100. 3.80

State Equalized Tax Rate 2.84

SOUTH BRUNSWICK TOWNSHIP — MIDDLESEX COUNTY

Form of Government:
Township Committee
Number of Members on Governing Body 5

PER CAPITA		PER CENT:	
Gross Debt	2,293.96	Gross Debt	9.88
Net Debt	495.03	Net Debt	2.13
Debt Service	41.72	Tax Levy Collected	97.20
Total Tax Levy	779.50	Tax Levy Cancelled, Abated or Adjusted	.13
Municipal Expenditures	362.62		

EXPENDITURES	
GENERAL GOVERNMENT	
Governing Body & Public Boards	360.00
Municipal Clerk	
Financial Administration	82,556.00
Assessment of Taxes	61,027.00
Collection of Taxes	98,130.00
Planning, Housing & Development	140,979.00
Human Resources	24,143.00
Elections	5,510.00
General Administration (other)	724,924.00
JUDICIARY	
Municipal Courts	60,146.00
PUBLIC SAFETY	
Fire Protection	1,800.00
Police Protection	1,179,663.00
Civil Defense & Disaster Control	3,465.00
Environmental Inspection & Control	126,006.00
Other Public Safety	
PUBLIC WORKS	
Streets and Drainage	538,049.00
Sewers and Sewage Processing	
Garbage and Trash Disposal	84,817.00
Public Buildings and Grounds	239,525.00
Other Public Works	298,166.00
HEALTH and WELFARE	
Health Services Except Environmental	86,073.00
Welfare Public Assistance	54,933.00
Hospitals, Clinics, First Aid	
Animal, Insect, & Rodent Control	16,758.00
Other Welfare Services	
RECREATION and CONSERVATION	
Beaches and Boardwalks	
Parks, Playgrounds, Shade Trees	18,295.00
Land Reclamation & Conservation	3,100.00
Other Recreational Services	180,811.00
EDUCATION (excluding schools)	
Libraries	243,958.00
Other Educational Services	9,608.00
STATUTORY EXPENDITURES	
Pensions & F. I. C. A.	336,911.75
Employee Fringe Benefits	165,200.00
Other Statutory Expenditures	11,500.00
CETA And Other Public Employment Programs	
MUNICIPAL FUNCTIONS TOTAL	4,796,453.75
CAPITAL IMPROVEMENTS *MEMO*	75,000.00
DEBT SERVICE	
Principal Payments	435,000.00
Interest Payments	279,460.35
DEFERRED CHARGES	124,701.25
SCHOOL, COUNTY, SPECIAL DISTRICT TAXES	13,002,689.19
RESERVE FOR UNCOLLECTED TAXES	575,000.00
EXPENDITURES TOTAL	19,213,304.54

REVENUES-REALIZED	
1980 Property Taxes Collected	12,991,706.46
1980 Payments in Lieu of Taxes	
Delinquent Tax & Lien Collections	449,486.78
Business Personalty Replacement Taxes	607,979.16
Taxes from Public Utilities	2,521,339.00
Other Miscellaneous Tax Revenues	
State Aid Revenues	117,571.16
Federal Aid Revenues	
State and Local Fiscal Assistance Act Utilized	263,520.45
Sale of Acquired Property	
Other Miscellaneous Revenues	1,033,244.60
Total	17,984,847.61
Prior Years Surplus Appropriated	1,737,496.00
REVENUES TOTAL	19,722,343.61
Reserve For Uncollected Taxes	575,000.00
CAPITAL OUTLAY TOTAL	4,240,431.72
Public Enterprises	3,295,149.91
Recreation—Culture	157,662.42
Public Works	572,773.32
Buildings and Grounds	8,546.95
Library and Education	205,899.22
Conservation	
All Other	

CAPITAL DEBT AUTHORIZED, DECEMBER 31, 1980

ISSUED AND UNISSUED	GROSS DEBT	NET DEBT
School	13,708,000	
Self-liquidating	17,102,403	
Other	8,478,300	8,478,300
Total	39,288,703	8,478,300

ISSUED AND OUTSTANDING	
School	13,708,000.00
Self-Liquidating	16,424,000.00
Other	6,893,000.00
Total	37,025,000.00
EQUALIZED VALUATION BASIS FOR NET DEBT COMPUTATION	397,637,384

REAL PROPERTY VALUATIONS

Code	Class	# of Parcels	% VAL'N	ASSESSED VALUATION
1	Vacant Land	667	4.71	15,494,300.00
2	Residential	4254	51.73	170,262,200.00
3	Farm	413	4.02	13,225,300.00
4o	Commercial	199	6.52	21,454,700.00
4b	Industrial	101	31.07	102,265,400.00
4c	Apartments	5	1.96	6,443,400.00
Total		5639		329,145,300.00

Land Area 41.00 Sq. Miles

Net Valuation Taxable-Municipal	335,734,400
Net Valuation Taxable-County	522,670,407
State Equalized Valuation	446,060,337
State Equalization Ratio	74.98

1980 PROPERTY TAX		
STATE EQUALIZED TAX RATE	2.16	
Local District School Taxes		9,671,694.60
Regional & Consolidated School Tax		
School Taxes in Municipal Budget		
County Taxes	.67	2,986,308.59
County Library Taxes		
Local Municipal Purpose Taxes	.01	67,000.00
Veteran & Senior Citizen Taxes		90,490.00
Total Taxes for Rate Computation	2.84	12,815,493.19
Special District Taxes		344,686.00
Bank Corp. Taxes		7,729.88
Added and Omitted Taxes		257,544.75
Total Taxes Levied - ABSTRACT		13,334,963.82
Total Taxes Billed		13,265,594.82
1980 TAXES COLLECTED		12,991,706.46
1980 Taxes Cancelled, Abated or Adjusted		13,543.75
Transfer to Tax Title Liens or Foreclosed		12,812.10
Balance Outstanding Dec. 31, 1980		247,532.61

PRIOR YEARS TAXES OUTSTANDING	
Balance January 1, 1980	440,286.73
Collected in 1980	400,091.28
Cancelled, Abated or Adjusted 1980	1,984.33
Transfers to Tax Title Liens or Foreclosed	4,756.04
Balance December 31, 1980	33,465.08
TAX TITLE LIENS OUTSTANDING	
Balance January 1, 1980	78,706.65
Transfer From Taxes	19,236.21
Redeemed in 1980	49,405.50
Cancelled, Abated or Adjusted (1980)	
Transfers to Foreclosed Property	27,634.99
Balance December 31, 1980	19,902.42
PROPERTY ACQUIRED BY DEED OR FORECLOSURE	
Balance January 1, 1980	265,765.02
Transfers From Taxes or Liens	27,634.99
Sale for Cash (1980)	
Cancelled, Abated or Adjusted (1980)	
Balance December 31, 1980	293,400.00

CURRENT FINANCES DECEMBER 31, 1980	
ASSETS	
Cash Dec. 31, 1980	1,584,986.25
Taxes Receivable	380,967.69
Tax Title Liens	19,902.42
Foreclosed Property	293,400.00
Emergencies & Other Deferred Charges	86,500.00
State and Federal Aid Receivable	120.00
Other Receivables	3,641.43
Total	2,369,547.79
LIABILITIES, RESERVES, AND SURPLUS	
Cash Liabilities	596,172.41
Reserves for Receivables	697,941.54
Surplus Dec. 31, 1980	1,075,433.84
Total	2,369,547.79

1980 3000

0259

Population 1970 2,415
Population 1980 2,229
S & P Rating
Moody Rating

General Tax Rate Per $100. 2.09
State Equalized Tax Rate 1.61

SOUTH HACKENSACK TOWNSHIP — BERGEN COUNTY

Form of Government:
Township Committee
Number of Members on Governing Body 5

PER CAPITA		PER CENT	
Gross Debt	933.67	Gross Debt	1.59
Net Debt		Net Debt	
Debt Service	41.35	Tax Levy Collected	98.39
Total Tax Levy	1,061.95	Tax Levy Cancelled, Abated or Adjusted	1.01
Municipal Expenditures	729.45		

EXPENDITURES		REVENUES-REALIZED	
GENERAL GOVERNMENT			
Governing Body & Public Boards			
Municipal Clerk		1980 Property Taxes Collected	2,319,940.22
Financial Administration	20,862.71	1980 Payments in Lieu of Taxes	
Assessment of Taxes	19,688.28	Delinquent Tax & Lien Collections	64,648.81
Collection of Taxes	24,206.00	Business Personalty Replacement Taxes	297,378.00
Planning, Housing & Development	2,750.00	Taxes from Public Utilities	231,557.00
Human Resources		Other Miscellaneous Tax Revenues	
Elections	1,800.00	State Aid Revenues	16,550.18
General Administration (other)	175,779.92	Federal Aid Revenues	
JUDICIARY		State and Local Fiscal Assistance Act Utilized	67,985.00
Municipal Courts	16,253.51	Sale of Acquired Property	
PUBLIC SAFETY		Other Miscellaneous Revenues	144,906.77
Fire Protection	60,775.00	Total	3,142,965.98
Police Protection	484,192.75	Prior Years Surplus Appropriated	200,000.00
Civil Defense & Disaster Control	400.00	REVENUES TOTAL	3,342,965.98
Environmental Inspection & Control	11,250.00	Reserve For Uncollected Taxes	107,159.79
Other Public Safety		CAPITAL OUTLAY TOTAL	815,265.56
PUBLIC WORKS			
Streets and Drainage	19,775.00	Public Enterprises	
Sewers and Sewage Processing	170,923.67	Recreation—Culture	
Garbage and Trash Disposal	45,000.00	Public Works	112,332.12
Public Buildings and Grounds	12,563.50	Buildings and Grounds	702,933.44
Other Public Works	161,500.00	Library and Education	
HEALTH and WELFARE		Conservation	
Health Services Except Environmental	7,451.09	All Other	
Welfare-Public Assistance	2,900.00	CAPITAL DEBT AUTHORIZED, DECEMBER 31, 1980	
Hospitals, Clinics, First Aid		ISSUED AND UNISSUED — GROSS DEBT / NET DEBT	
Animal, Insect, & Rodent Control	2,500.00	School 300,960	
Other Welfare Services		Self-liquidating	
RECREATION and CONSERVATION		Other 1,557,290	
Beaches and Boardwalks		Total 1,858,250	
Parks, Playgrounds, Shade Trees			
Land Reclamation & Conservation		ISSUED AND OUTSTANDING	
Other Recreational Services	24,600.00	School	248,000.00
EDUCATION (excluding schools)		Self-Liquidating	
Libraries		Other	1,243,900.00
Other Educational Services		Total	1,491,900.00
STATUTORY EXPENDITURES		EQUALIZED VALUATION BASIS FOR NET DEBT COMPUTATION	117,894,036
Pensions & F I C A	91,576.57		
Employee Fringe Benefits	48,200.00		
Other Statutory Expenditures	3,000.00		
CETA And Other Public Employment Programs			
MUNICIPAL FUNCTIONS TOTAL	1,407,948.00		
CAPITAL IMPROVEMENTS *MEMO*	10,000.00		
DEBT SERVICE			
Principal Payments	65,800.00		
Interest Payments	26,376.82		
DEFERRED CHARGES	18,650.00		
SCHOOL, COUNTY, SPECIAL DISTRICT TAXES	1,479,165.46		
RESERVE FOR UNCOLLECTED TAXES	107,159.79		
EXPENDITURES TOTAL	3,105,100.07		

REAL PROPERTY VALUATIONS

Code	Class	# of Parcels	% VAL'N	ASSESSED VALUATION
1	Vacant Land	88	4.20	4,685,200.00
2	Residential	492	23.74	26,505,400.00
3	Farm			
4a	Commercial	48	9.09	10,145,100.00
4b	Industrial	133	62.97	70,288,800.00
4c	Apartments			
Total		761		111,628,500.00

Land Area .50 Sq. Miles

Net Valuation Taxable-Municipal	112,514,394
Net Valuation Taxable-County	124,075,473
State Equalized Valuation	145,521,857
State Equalization Ratio	77.18

1980 PROPERTY TAX		
STATE EQUALIZED TAX RATE		
Local District School Taxes	.71	1,628,971.50
Regional & Consolidated School Tax		
School Taxes in Municipal Budget		
County Taxes	.31	450,193.96
County Library Taxes		
Local Municipal Purpose Taxes	.60	872,355.00
Veteran & Senior Citizen Taxes		26,010.00
Total Taxes for Rate Computation	1.62	2,377,530.46
Special District Taxes		
Bank Corp. Taxes		8,269.52
Added and Omitted Taxes		7,303.69
Total Taxes Levied - ABSTRACT		2,367,063.66
Total Taxes Billed		2,357,867.82
1980 TAXES COLLECTED		2,319,940.22
1980 Taxes Cancelled, Abated or Adjusted		23,748.67
Transfer to Tax Title Liens or Foreclosed		14.[illegible]
Balance Outstanding Dec. 31, 1980		14,164.30
PRIOR YEARS TAXES OUTSTANDING		
Balance January 1, 1980		64,648.81
Collected in 1980		64,648.81
Cancelled, Abated or Adjusted 1980		
Transfers to Tax Title Liens or Foreclosed		
Balance December 31, 1980		
TAX TITLE LIENS OUTSTANDING		
Balance January 1, 1980		1,231.50
Transfer From Taxes		14.[illegible]
Redeemed in 1980		
Cancelled, Abated or Adjusted (1980)		
Transfers to Foreclosed Property		
Balance December 31, 1980		1,246.[illegible]
PROPERTY ACQUIRED BY DEED OR FORECLOSURE		
Balance January 1, 1980		2,875.00
Transfers From Taxes or Liens Sold for Cash (1980)		
Cancelled Abated or Adjusted (1980)		
Balance December 31, 1980		2,875.00
CURRENT FINANCES DECEMBER 31, 1980		
ASSETS		
Cash Dec. 31, 1980		466,704.27
Taxes Receivable		14,164.30
Tax Title Liens		1,246.[illegible]
Foreclosed Property		2,875.00
Emergencies & Other Deferred Charges		18,000.00
State and Federal Aid Receivable		700.04
Other Receivables		
Total		536,690.74
LIABILITIES, RESERVES, AND SURPLUS		
Cash Liabilities		97,519.04
Reserves for Receivables		18,295.83
Surplus Dec. 31, 1980		420,875.87
Total		536,690.74

1980 3000

0816

Population 1970 1,230
Population 1980 1,486
S & P Rating
Moody Rating

General Tax Rate Per $100. 3.81
State Equalized Tax Rate 2.18

SOUTH HARRISON TOWNSHIP — GLOUCESTER COUNTY

Form of Government:
Township Committee
Number of Members on Governing Body 3

PER CAPITA		PER CENT:	
Gross Debt	142.1[illegible]	Gross Debt	.86
Net Debt	33.6[illegible]	Net Debt	.20
Debt Service		Tax Levy Collected	92.47
Total Tax Levy	416.83	Tax Levy Cancelled, Abated or Adjusted	
Municipal Expenditures	169.24		

EXPENDITURES		REVENUES-REALIZED	
GENERAL GOVERNMENT			
Governing Body & Public Boards			
Municipal Clerk		1980 Property Taxes Collected	564,834.70
Financial Administration	4,800.00	1980 Payments in Lieu of Taxes	
Assessment of Taxes	2,800.00	Delinquent Tax & Lien Collections	45,633.40
Collection of Taxes	2,755.10	Business Personalty Replacement Taxes	20,756.92
Planning, Housing & Development	2,964.06	Taxes from Public Utilities	38,195.00
Human Resources		Other Miscellaneous Tax Revenues	
Elections	895.00	State Aid Revenues	8,730.13
General Administration (other)	28,303.67	Federal Aid Revenues	19,057.05
JUDICIARY		State and Local Fiscal Assistance Act Utilized	9,795.00
Municipal Courts	4,150.00	Sale of Acquired Property	
PUBLIC SAFETY		Other Miscellaneous Revenues	71,550.53
Fire Protection	9,000.00	Total	778,552.73
Police Protection	52,100.00	Prior Years Surplus Appropriated	54,000.00
Civil Defense & Disaster Control	100.00	REVENUES TOTAL	832,552.73
Environmental Inspection & Control	4,921.90	Reserve For Uncollected Taxes	54,548.94
Other Public Safety		CAPITAL OUTLAY TOTAL	27,000.00
PUBLIC WORKS			
Streets and Drainage	27,079.21	Public Enterprises	
Sewers and Sewage Processing		Recreation—Culture	
Garbage and Trash Disposal	1,800.00	Public Works	27,000.00
Public Buildings and Grounds		Buildings and Grounds	
Other Public Works		Library and Education	
HEALTH and WELFARE		Conservation	
Health Services Except Environmental		All Other	
Welfare-Public Assistance	300.00	CAPITAL DEBT AUTHORIZED, DECEMBER 31, 1980	
Hospitals, Clinics, First Aid		ISSUED AND UNISSUED — GROSS DEBT / NET DEBT	
Animal, Insect, & Rodent Control	8.35	School	161,301
Other Welfare Services		Self-liquidating	
RECREATION and CONSERVATION		Other	50,000 / 50,000
Beaches and Boardwalks		Total	211,301 / 50,000
Parks, Playgrounds, Shade Trees	2,186.13		
Land Reclamation & Conservation		ISSUED AND OUTSTANDING	
Other Recreational Services		School	161,301.14
EDUCATION (excluding schools)		Self-Liquidating	
Libraries		Other	
Other Educational Services		Total	161,301.14
STATUTORY EXPENDITURES		EQUALIZED VALUATION BASIS FOR NET DEBT COMPUTATION	24,627,745
Pensions & F. I. C. A	5,187.92	REAL PROPERTY VALUATIONS	
Employee Fringe Benefits	1,670.99		
Other Statutory Expenditures	525.00		
CETA And Other Public Employment Programs	26,548.00		
MUNICIPAL FUNCTIONS TOTAL	178,095.33		
CAPITAL IMPROVEMENTS *MEMO*			
DEBT SERVICE			
Principal Payments			
Interest Payments			
DEFERRED CHARGES	18,842.85		
SCHOOL, COUNTY, SPECIAL DISTRICT TAXES	577,407.91		
RESERVE FOR UNCOLLECTED TAXES	54,548.94		
EXPENDITURES TOTAL	828,895.03		

Code	Class	# of Parcels	% VAL'N	ASSESSED VALUATION
1	Vacant Land	87	3.96	625,900.00
2	Residential	266	53.05	8,375,050.00
3	Farm	326	41.16	6,498,100.00
4a	Commercial	6	1.38	218,000.00
4b	Industrial			
4c	Apartments	1	.44	69,300.00
Total		686		15,786,350.00

Land Area 15.63 Sq. Miles

Net Valuation Taxable-Municipal	16,048,330
Net Valuation Taxable-County	26,609,007
State Equalized Valuation	27,735,626
State Equalization Ratio	57.46

1980 PROPERTY TAX		
STATE EQUALIZED TAX RATE		
Local District School Taxes	.79	220,564.00
Regional & Consolidated School Tax	.68	188,860.85
School Taxes in Municipal Budget		
County Taxes	.59	164,118.47
County Library Taxes	.01	3,864.59
Local Municipal Purpose Taxes	.12	33,884.71
Veteran & Senior Citizen Taxes		8,410.00
Total Taxes for Rate Computation	2.19	619,702.62
Special District Taxes		
Bank Corp. Taxes		
Added and Omitted Taxes		8,111.48
Total Taxes Levied - ABSTRACT		619,404.10
Total Taxes Billed		611,142.86
1980 TAXES COLLECTED		564,834.70
1980 Taxes Cancelled, Abated or Adjusted		
Transfer to Tax Title Liens or Foreclosed		
Balance Outstanding Dec. 31, 1980		46,308.16
PRIOR YEARS TAXES OUTSTANDING		
Balance January 1, 1980		49,945.17
Collected in 1980		44,407.96
Cancelled, Abated or Adjusted 1980		
Transfers to Tax Title Liens or Foreclosed		
Balance December 31, 1980		5,537.21
TAX TITLE LIENS OUTSTANDING		
Balance January 1, 1980		1,868.70
Transfer From Taxes		
Redeemed in 1980		1,225.64
Cancelled, Abated or Adjusted (1980)		
Transfers to Foreclosed Property		
Balance December 31, 1980		643.06
PROPERTY ACQUIRED BY DEED OR FORECLOSURE		
Balance January 1, 1980		
Transfers From Taxes or Liens		
Sale for Cash (1980)		
Cancelled, Abated or Adjusted (1980)		
Balance December 31, 1980		
CURRENT FINANCES DECEMBER 31, 1980		
ASSETS		
Cash Dec. 31, 1980		119,173.85
Taxes Receivable		51,845.37
Tax Title Liens		643.06
Foreclosed Property		
Emergencies & Other Deferred Charges		50,095.76
State and Federal Aid Receivable		
Other Receivables		565.47
Total		222,323.51
LIABILITIES, RESERVES, AND SURPLUS		
Cash Liabilities		32,203.14
Reserves for Receivables		53,053.90
Surplus Dec. 31, 1980		137,066.47
Total		222,323.51

1980 3000

0719

Population 1970	16,975
Population 1980	15,864
S & P Rating	AA
Moody Rating	AA

Generol Tox Rote Per $100. 5.78

Stote Equolized Tox Rote 4.22

SO. ORANGE VILLAGE TOWNSHIP — ESSEX COUNTY

Form of Government:
Special Charter (CH 183 — 1977)
Number of Members on Governing Body 7

PER CAPITA		PER CENT	
Gross Debt	932.61	Gross Debt	4.95
Net Debt	411.08	Net Debt	2.18
Debt Service	47.90	Tox Levy Collected	97.15
Totol Tax Levy	917.01	Tox Levy Cancelled, Aboted or Adjusted	.42
Municipol Expenditures	489.12		

EXPENDITURES	
GENERAL GOVERNMENT	
Governing Body & Public Boards	
Municipal Clerk	
Finonciol Administrotion	61,870.00
Assessment of Taxes	50,755.00
Collection of Taxes	48,365.00
Planning, Housing & Development	9,400.00
Humon Resources	20,500.00
Elections	3,950.00
Generol Administrotion (other)	743,708.00
JUDICIARY	
Municipal Courts	71,315.00
PUBLIC SAFETY	
Fire Protection	898,235.00
Police Protection	1,478,585.00
Civil Defense & Disoster Control	10,400.00
Environmentol Inspection & Control	52,530.00
Other Public Sofety	
PUBLIC WORKS	
Streets ond Droinoge	644,680.00
Sewers ond Sewage Processing	227,418.00
Gorbage ond Trosh Disposol	41,600.00
Public Buildings ond Grounds	55,697.00
Other Public Works	2,250.00
HEALTH ond WELFARE	
Health Services Except Environmentol	85,757.00
Welfore-Public Assistonce	11,990.00
Hospitols, Clinics, First Aid	
Animol, Insect, & Rodent Control	16,985.00
Other Welfore Services	
RECREATION ond CONSERVATION	
Beoches ond Boordwolks	
Porks, Playgrounds, Shode Trees	417,135.00
Lond Reclamotion & Conservotion	
Other Recreotionol Services	7,850.00
EDUCATION (excluding schools)	
Libraries	295,541.00
Other Educotionol Services	
STATUTORY EXPENDITURES	
Pensions & F. I. C. A.	678,266.00
Employee Fringe Benefits	142,000.00
Other Statutory Expenditures	14,800.00
CETA And Other Public Employment Progroms	
MUNICIPAL FUNCTIONS TOTAL	6,091,582.00
CAPITAL IMPROVEMENTS *MEMO*	1,000.00
DEBT SERVICE	
Principal Poyments	439,200.00
Interest Poyments	321,507.98
DEFERRED CHARGES	10,000.00
SCHOOL, COUNTY, SPECIAL DISTRICT TAXES	9,893,264.80
RESERVE FOR UNCOLLECTED TAXES	896,922.15
EXPENDITURES TOTAL	17,652,876.93

REVENUES-REALIZED		
1980 Property Toxes Collected		14,117,729.66
1980 Poyments in Lieu of Taxes		
Delinquent Tax & Lien Collections		322,638.33
Business Personolty Replocement Toxes		164,009.44
Toxes from Public Utilities		885,177.00
Other Miscelloneous Tax Revenues		
Stote Aid Revenues		140,352.11
Federol Aid Revenues		
Stote ond Locol Fiscol Assistonce Act Utilized		252,779.00
Sole of Acquired Property		
Other Miscelloneous Revenues		811,181.10
	Total	16,693,866.64
Prior Yeors Surplus Appropriated		1,000,000.00
REVENUES	TOTAL	17,693,866.64
Reserve For Uncollected Taxes		896,922.15
CAPITAL OUTLAY	TOTAL	1,241,995.46
Public Enterprises		66,663.62
Recreotion—Culture		452,878.41
Public Works		514,240.19
Buildings ond Grounds		208,213.24
Library ond Educotion		
Conservotion		
All Other		

CAPITAL DEBT AUTHORIZED, DECEMBER 31, 1980

ISSUED AND UNISSUED	GROSS DEBT	NET DEBT
School	4,053,426	
Self-liquidoting	813,200	
Other	9,928,372	6,521,372
Totol	14,794,998	6,521,372
ISSUED AND OUTSTANDING		
School		4,053,426.14
Self-Liquidoting		442,000.00
Other		5,795,200.00
Totol		10,290,626.14
EQUALIZED VALUATION BASIS FOR NET DEBT COMPUTATION		299,029,125

REAL PROPERTY VALUATIONS

Code	Closs	# of Porcels	% VAL'N	ASSESSED VALUATION
1	Vocont Lond	118	.84	2,050,400.00
2	Residential	3962	83.15	202,696,400.00
3	Form			
4o	Commerciol	194	10.60	25,832,600.00
4b	Industriol	19	.61	1,480,100.00
4c	Aportments	28	4.81	11,714,500.00
Total		4321		243,774,000.00

Lond Areo 2.70 Sq. Miles

Net Voluotion Toxoble-Municipol	250,689,000
Net Voluotion Toxoble-County	300,407,473
Stote Equolized Voluotion	340,290,763
Stote Equolizotion Rotio	73.15

1980 PROPERTY TAX		
STATE EQUALIZED TAX RATE		
Locol District School Toxes	1.75	5,998,541.86
Regionol & Consolidoted School Tox		
School Toxes in Municipol Budget		
County Toxes	1.14	3,894,722.94
County Library Toxes		
Locol Municipol Purpose Toxes	1.34	4,588,400.64
Veteron & Senior Citizen Taxes		74,780.00
Totol Toxes for Rote Computotion	4.23	14,556,445.74
Speciol District Toxes		
Bank Corp. Taxes		18,898.86
Added ond Omitted Toxes		46,812.22
Totol Toxes Levied - ABSTRACT		14,547,376.82
Totol Toxes Billed		14,532,093.25
1980 TAXES COLLECTED		14,117,729.66
1980 Toxes Cancelled, Aboted or Adjusted		62,696.26
Transfer to Tox Title Liens or Foreclosed		14,033.84
Bolonce Outstonding Dec. 31, 1980		337,633.49
PRIOR YEARS TAXES OUTSTANDING		
Bolonce Jonuory 1, 1980		296,445.84
Collected in 1980		285,529.61
Concelled, Aboted or Adjusted 1980		
Transfers to Tox Title Liens or Foreclosed		10,571.72
Bolonce December 31, 1980		344.51
TAX TITLE LIENS OUTSTANDING		
Bolonce January 1, 1980		63,528.09
Transfer From Taxes		27,001.83
Redeemed in 1980		37,108.72
Concelled, Aboted or Adjusted (1980)		
Transfers to Foreclosed Property		
Bolonce December 31, 1980		53,421.20
PROPERTY ACQUIRED BY DEED OR FORECLOSURE		
Bolonce Jonuory 1, 1980		44,100.00
Transfers From Toxes or Liens		
Sole for Cosh (1980)		
Concelled Aboted or Adjusted (1980)		
Bolonce December 31, 1980		44,100.00

CURRENT FINANCES DECEMBER 31, 1980	
ASSETS	
Cosh Dec 31, 1980	2,579,292.26
Taxes Receivable	337,978.00
Tox Title Liens	53,421.20
Foreclosed Property	44,100.00
Emergencies & Other Deferred Charges	28,000.00
Stote and Federal Aid Receivoble	2,350.78
Other Receivobles	17,241.53
Totol	3,062,392.77
LIABILITIES, RESERVES, AND SURPLUS	
Cosh Liobilities	579,986.58
Reserves for Receivobles	452,740.73
Surplus Dec 31, 1980	2,029,665.46
Totol	3,062,392.77

1980 3000

1222

Population 1970 21,250
Population 1980 20,521
S & P Rating A+
Moody Rating A

General Tax Rate Per $100. 2.78
State Equalized Tax Rate 2.51

SOUTH PLAINFIELD BOROUGH — MIDDLESEX COUNTY

Form of Government:
Borough Council
Number of Members on Governing Body 6

PER CAPITA:		PER CENT:	
Gross Debt	1,164.72	Gross Debt	4.42
Net Debt	640.44	Net Debt	2.43
Debt Service	49.01	Tax Levy Collected	97.85
Total Tax Levy	745.74	Tax Levy Cancelled, Abated or Adjusted	
Municipal Expenditures	300.12		

EXPENDITURES	
GENERAL GOVERNMENT	
Governing Body & Public Boards	
Municipal Clerk	
Financial Administration	64,605.00
Assessment of Taxes	47,284.00
Collection of Taxes	79,748.00
Planning, Housing & Development	16,700.00
Human Resources	18,630.00
Elections	
General Administration (other)	605,557.00
JUDICIARY	
Municipal Courts	39,643.00
PUBLIC SAFETY	
Fire Protection	261,146.00
Police Protection	1,411,671.00
Civil Defense & Disaster Control	4,750.00
Environmental Inspection & Control	66,176.00
Other Public Safety	
PUBLIC WORKS	
Streets and Drainage	925,565.00
Sewers and Sewage Processing	
Garbage and Trash Disposal	
Public Buildings and Grounds	170,507.00
Other Public Works	112,216.00
HEALTH and WELFARE	
Health Services Except Environmental	78,155.00
Welfare Public Assistance	13,217.00
Hospitals, Clinics, First Aid	
Animal, Insect, & Rodent Control	2,500.00
Other Welfare Services	
RECREATION and CONSERVATION	
Beaches and Boardwalks	
Parks, Playgrounds, Shade Trees	
Land Reclamation & Conservation	1,975.00
Other Recreational Services	112,709.00
EDUCATION (excluding schools)	
Libraries	178,700.00
Other Educational Services	
STATUTORY EXPENDITURES	
Pensions & F. I. C. A.	319,877.00
Employee Fringe Benefits	147,550.00
Other Statutory Expenditures	10,000.00
CETA And Other Public Employment Programs	
MUNICIPAL FUNCTIONS TOTAL	4,589,421.00
CAPITAL IMPROVEMENTS *MEMO*	15,000.00
DEBT SERVICE	
Principal Payments	464,000.00
Interest Payments	541,689.75
DEFERRED CHARGES	29,600.00
SCHOOL, COUNTY, SPECIAL DISTRICT TAXES	13,270,532.81
RESERVE FOR UNCOLLECTED TAXES	534,000.00
EXPENDITURES TOTAL	19,429,243.56

REVENUES-REALIZED		
1980 Property Taxes Collected		14,967,433.52
1980 Payments in Lieu of Taxes		
Delinquent Tax & Lien Collections		429,826.63
Business Personalty Replacement Taxes		583,461.08
Taxes from Public Utilities		1,142,759.00
Other Miscellaneous Tax Revenues		
State Aid Revenues		208,073.90
Federal Aid Revenues		
State and Local Fiscal Assistance Act Utilized		289,636.00
Sale of Acquired Property		103,032.60
Other Miscellaneous Revenues		947,398.24
	Total	18,671,620.97
Prior Years Surplus Appropriated		1,000,000.00
REVENUES	TOTAL	19,671,620.97
Reserve For Uncollected Taxes		534,000.00
CAPITAL OUTLAY	TOTAL	1,896,597.40
Public Enterprises		
Recreation—Culture		
Public Works		1,896,326.22
Buildings and Grounds		271.18
Library and Education		
Conservation		
All Other		

CAPITAL DEBT AUTHORIZED, DECEMBER 31, 1980

ISSUED AND UNISSUED	GROSS DEBT	NET DEBT
School	6,895,000	
Self-liquidating	4,215,000	398,492
Other	12,791,164	12,743,977
Total	23,901,164	13,142,470

ISSUED AND OUTSTANDING	
School	6,895,000.00
Self-Liquidating	4,215,000.00
Other	9,364,000.00
Total	20,474,000.00
EQUALIZED VALUATION BASIS FOR NET DEBT COMPUTATION	540,420,397

REAL PROPERTY VALUATIONS

Code	Class	# of Parcels	% VAL'N	ASSESSED VALUATION
1	Vacant Land	834	3.72	20,234,600.00
2	Residential	5952	50.78	276,213,800.00
3	Farm	2		41,000.00
4a	Commercial	161	8.09	44,009,400.00
4b	Industrial	223	37.40	203,397,200.00
4c	Apartments			
Total		7172		543,896,000.00

Land Area 8.20 Sq. Miles

Net Valuation Taxable-Municipal	549,533,500
Net Valuation Taxable-County	636,065,342
State Equalized Valuation	606,093,911
State Equalization Ratio	90.63

1980 PROPERTY TAX		
STATE EQUALIZED TAX RATE		
Local District School Taxes	1.59	9,664,334.00
Regional & Consolidated School Tax		
School Taxes in Municipal Budget		
County Taxes	.59	3,606,198.81
County Library Taxes		
Local Municipal Purpose Taxes	.32	1,969,056.28
Veteran & Senior Citizen Taxes		178,980.00
Total Taxes for Rate Computation	2.50	15,418,569.09
Special District Taxes		
Bank Corp. Taxes		7,673.56
Added and Omitted Taxes		56,100.16
Total Taxes Levied - ABSTRACT		15,303,363.21
Total Taxes Billed		15,295,689.25
1980 TAXES COLLECTED		14,967,433.52
1980 Taxes Cancelled, Abated or Adjusted		
Transfer to Tax Title Liens or Foreclosed		598.43
Balance Outstanding Dec. 31, 1980		327,657.30

PRIOR YEARS TAXES OUTSTANDING	
Balance January 1, 1980	395,210.74
Collected in 1980	395,210.74
Cancelled, Abated or Adjusted 1980	
Transfers to Tax Title Liens or Foreclosed	
Balance December 31, 1980	
TAX TITLE LIENS OUTSTANDING	
Balance January 1, 1980	180,533.78
Transfer From Taxes	658.43
Redeemed in 1980	34,615.49
Cancelled, Abated or Adjusted (1980)	
Transfers to Foreclosed Property	
Balance December 31, 1980	146,576.72
PROPERTY ACQUIRED BY DEED OR FORECLOSURE	
Balance January 1, 1980	9,141,000.00
Transfers From Taxes or Liens	
Sale for Cash (1980)	
Cancelled, Abated or Adjusted (1980)	
Balance December 31, 1980	9,141,000.00

CURRENT FINANCES DECEMBER 31, 1980	
ASSETS	
Cash Dec. 31, 1980	2,255,002.79
Taxes Receivable	327,657.30
Tax Title Liens	146,576.72
Foreclosed Property	9,141,000.00
Emergencies & Other Deferred Charges	9,309.10
State and Federal Aid Receivable	19,000.00
Other Receivables	61,127.08
Total	11,959,672.99
LIABILITIES, RESERVES, AND SURPLUS	
Cash Liabilities	663,557.01
Reserves for Receivables	9,670,295.15
Surplus Dec. 31, 1980	1,625,780.83
Total	11,959,672.99

1223

Papulation 1970 15,455
Papulation 1980 14,361
S & P Rating
Moody Rating A

General Tax Rate Per $100. 4.07
State Equalized Tax Rate 2.92

SOUTH RIVER BOROUGH — MIDDLESEX CO.

Form of Government:
Borough Council
Number of Members on Governing Body 6

PER CAPITA		PER CENT	
Gross Debt	391.45	Gross Debt	2.81
Net Debt	142.18	Net Debt	1.02
Debt Service	12.41	Tax Levy Collected	97.75
Total Tax Levy	465.12	Tax Levy Cancelled, Abated or Adjusted	.13
Municipal Expenditures	218.30		

EXPENDITURES	
GENERAL GOVERNMENT	
Governing Body & Public Boards	13,677.00
Municipal Clerk	42,354.74
Financial Administration	50,728.58
Assessment of Taxes	34,373.57
Collection of Taxes	38,252.39
Planning, Housing & Development	18,512.88
Human Resources	2,000.00
Elections	5,931.00
General Administration (other)	428,259.50
JUDICIARY	
Municipal Courts	22,101.66
PUBLIC SAFETY	
Fire Protection	44,220.00
Police Protection	722,338.33
Civil Defense & Disaster Control	5,397.00
Environmental Inspection & Control	36,027.81
Other Public Safety	
PUBLIC WORKS	
Streets and Drainage	313,746.66
Sewers and Sewage Processing	146,331.00
Garbage and Trash Disposal	274,350.70
Public Buildings and Grounds	49,992.75
Other Public Works	75,967.78
HEALTH and WELFARE	
Health Services Except Environmental	34,054.21
Welfare-Public Assistance	15,597.54
Hospitals, Clinics, First Aid	
Animal, Insect, & Radent Control	4,230.00
Other Welfare Services	
RECREATION and CONSERVATION	
Beaches and Boardwalks	
Parks, Playgrounds, Shade Trees	1,710.00
Land Reclamation & Conservation	810.00
Other Recreational Services	69,864.68
EDUCATION (excluding schools)	
Libraries	71,339.00
Other Educational Services	
STATUTORY EXPENDITURES	
Pensions & F. I. C. A.	232,881.00
Employee Fringe Benefits	
Other Statutory Expenditures	9,000.00
CETA And Other Public Employment Programs	18,204.00
MUNICIPAL FUNCTIONS TOTAL	2,782,333.78
CAPITAL IMPROVEMENTS *MEMO*	3,000.00
DEBT SERVICE	
Principal Payments	64,500.00
Interest Payments	113,778.17
DEFERRED CHARGES	21,794.85
SCHOOL, COUNTY, SPECIAL DISTRICT TAXES	4,676,543.22
RESERVE FOR UNCOLLECTED TAXES	152,572.24
EXPENDITURES TOTAL	7,811,522.26

REVENUES-REALIZED		
1980 Property Taxes Collected		6,513,004.50
1980 Payments in Lieu of Taxes		
Delinquent Tax & Lien Collections		142,770.98
Business Personalty Replacement Taxes		126,010.98
Taxes from Public Utilities		219,292.00
Other Miscellaneous Tax Revenues		
State Aid Revenues		206,266.73
Federal Aid Revenues		7,439.98
State and Local Fiscal Assistance Act Utilized		137,708.00
Sale of Acquired Property		
Other Miscellaneous Revenues		206,332.46
	Total	7,558,815.53
Prior Years Surplus Appropriated		180,000.00
REVENUES	TOTAL	7,738,815.53
Reserve For Uncollected Taxes		152,572.24
CAPITAL OUTLAY	TOTAL	746,527.17
Public Enterprises		625,904.04
Recreation—Culture		34,998.12
Public Works		71,627.51
Buildings and Grounds		44.25
Library and Education		13,953.25
Conservation		
All Other		

CAPITAL DEBT AUTHORIZED, DECEMBER 31, 1980

ISSUED AND UNISSUED	GROSS DEBT	NET DEBT
School		
Self-liquidating	3,579,750	
Other	2,041,850	2,041,850
Total	5,621,600	2,041,850
ISSUED AND OUTSTANDING		
School		
Self-Liquidating		3,227,500.00
Other		1,904,000.00
Total		5,131,500.00
EQUALIZED VALUATION BASIS FOR NET DEBT COMPUTATION		200,486,338

REAL PROPERTY VALUATIONS

Code	Class	# of Parcels	% VAL'N	ASSESSED VALUATION
1	Vacant Land	401	2.52	4,084,200.00
2	Residential	3809	83.87	135,865,000.00
3	Farm	1		600.00
4a	Commercial	261	8.22	13,317,500.00
4b	Industrial	41	2.30	3,725,900.00
4c	Apartments	10	3.09	5,001,400.00
Total		4523		161,994,600.00

Land Area 2.80 Sq. Miles

Net Valuation Taxable-Municipal	163,133,800
Net Valuation Taxable-County	220,553,014
State Equalized Valuation	226,540,366
State Equalization Ratio	71.87

1980 PROPERTY TAX		
STATE EQUALIZED TAX RATE		
Local District School Taxes	1.51	3,428,523.40
Regional & Consolidated School Tax		
School Taxes in Municipal Budget		
County Taxes	.55	1,248,019.82
County Library Taxes		
Local Municipal Purpose Taxes	.86	1,952,661.51
Veteran & Senior Citizen Taxes		171,260.00
Total Taxes for Rate Computation	2.92	6,810,464.73
Special District Taxes		
Bank Corp. Taxes		15,733.32
Added and Omitted Taxes		24,580.43
Total Taxes Levied - ABSTRACT		6,679,518.48
Total Taxes Billed		6,662,573.05
1980 TAXES COLLECTED		6,513,004.50
1980 Taxes Cancelled, Abated or Adjusted		8,000.40
Transfer to Tax Title Liens or Foreclosed		3,053.20
Balance Outstanding Dec. 31, 1980		137,975.85
PRIOR YEARS TAXES OUTSTANDING		
Balance January 1, 1980		107,497.24
Collected in 1980		106,265.49
Cancelled, Abated or Adjusted 1980		
Transfers to Tax Title Liens or Foreclosed		1,224.69
Balance December 31, 1980		7,016
TAX TITLE LIENS OUTSTANDING		
Balance January 1, 1980		57,968.90
Transfer From Taxes		4,456.55
Redeemed in 1980		26,505.49
Cancelled, Abated or Adjusted (1980)		
Transfers to Foreclosed Property		18,593.84
Balance December 31, 1980		7,326.02
PROPERTY ACQUIRED BY DEED OR FORECLOSURE		
Balance January 1, 1980		111,113.84
Transfers From Taxes or Liens		109,406.16
Sale for Cash (1980)		
Cancelled Abated or Adjusted (1980)		
Balance December 31, 1980		220,520.00
CURRENT FINANCES DECEMBER 31, 1980		
ASSETS		
Cash Dec. 31, 1980		858,975.58
Taxes Receivable		137,582.91
Tax Title Liens		7,326.02
Foreclosed Property		220,520.00
Emergencies & Other Deferred Charges		7,200.00
State and Federal Aid Receivable		
Other Receivables		48,611.47
Total		1,280,615.98
LIABILITIES, RESERVES, AND SURPLUS		
Cash Liabilities		410,230.27
Reserves for Receivables		413,940.40
Surplus Dec. 31, 1980		456,445.31
Total		1,280,615.98

1529

Population 1970 3,990
Population 1980 3,954
S & P Rating
Moody Rating

General Tax Rate Per $100. 3.25
State Equalized Tax Rate 2.54

SOUTH TOMS RIVER BOROUGH – OCEAN CO.

Form of Government:
Borough Council
Number of Members on Governing Body 6

PER CAPITA:
Gross Debt 272.43
Net Debt 94.08
Debt Service
Total Tax Levy 263.67
Municipal Expenditures 133.15

PER CENT:
Gross Debt 2.80
Net Debt .97
Tax Levy Collected 87.69
Tax Levy Cancelled, Abated or Adjusted

EXPENDITURES	
GENERAL GOVERNMENT	
Governing Body & Public Boards	
Municipal Clerk	
Financial Administration	12,489.60
Assessment of Taxes	3,500.00
Collection of Taxes	3,398.00
Planning, Housing & Development	740.00
Human Resources	
Elections	
General Administration (other)	87,175.00
JUDICIARY	
Municipal Courts	8,850.00
PUBLIC SAFETY	
Fire Protection	15,200.00
Police Protection	112,585.03
Civil Defense & Disaster Control	250.00
Environmental Inspection & Control	4,065.00
Other Public Safety	
PUBLIC WORKS	
Streets and Drainage	48,871.75
Sewers and Sewage Processing	
Garbage and Trash Disposal	48,967.96
Public Buildings and Grounds	10,053.63
Other Public Works	
HEALTH and WELFARE	
Health Services Except Environmental	950.00
Welfare-Public Assistance	7,600.00
Hospitals, Clinics, First Aid	
Animal, Insect, & Rodent Control	760.00
Other Welfare Services	
RECREATION and CONSERVATION	
Beaches and Boardwalks	
Parks, Playgrounds, Shade Trees	
Land Reclamation & Conservation	
Other Recreational Services	13,135.27
EDUCATION excluding schools)	
Libraries	
Other Educational Services	
STATUTORY EXPENDITURES	
Pensions & F. I. C. A	28,000.00
Employee Fringe Benefits	
Other Statutory Expenditures	1,800.00
CETA And Other Public Employment Programs	
MUNICIPAL FUNCTIONS TOTAL	408,290.24
CAPITAL IMPROVEMENTS *MEMO*	
DEBT SERVICE	
Principal Payments	
Interest Payments	
DEFERRED CHARGES	13,098.37
SCHOOL COUNTY, SPECIAL DISTRICT TAXES	895,740.77
RESERVE FOR UNCOLLECTED TAXES	105,000.00
EXPENDITURES TOTAL	1,422,229.38

REVENUES-REALIZED		
1980 Property Taxes Collected		912,697.95
1980 Payments in Lieu of Taxes		
Delinquent Tax & Lien Collections		71,520.81
Business Personalty Replacement Taxes		19,093.40
Taxes from Public Utilities		111,055.00
Other Miscellaneous Tax Revenues		
State Aid Revenues		39,030.62
Federal Aid Revenues		
State and Local Fiscal Assistance Act Utilized		59,302.00
Sale of Acquired Property		
Other Miscellaneous Revenues		54,519.93
	Total	1,267,219.71
Prior Years Surplus Appropriated		36,000.00
REVENUES	TOTAL	1,303,219.71
Reserve For Uncollected Taxes		105,000.00
CAPITAL OUTLAY	TOTAL	19,548.00
Public Enterprises		
Recreation—Culture		7,802.68
Public Works		2,100.00
Buildings and Grounds		10,045.32
Library and Education		
Conservation		
All Other		

CAPITAL DEBT AUTHORIZED, DECEMBER 31, 1980

ISSUED AND UNISSUED	GROSS DEBT	NET DEBT
School	705,183	
Self-liquidating		
Other	372,000	372,000
Total	1,077,183	372,000
ISSUED AND OUTSTANDING		
School		654,062.18
Self-Liquidating		
Other		141,000.00
Total		795,062.18
EQUALIZED VALUATION BASIS FOR NET DEBT COMPUTATION		38,535,157

REAL PROPERTY VALUATIONS

Code	Class	# of Parcels	% VAL'N	ASSESSED VALUATION
1	Vacant Land	91	4.69	1,482,550.00
2	Residential	1066	78.20	24,723,100.00
3	Farm			
4a	Commercial	48	15.31	4,840,900.00
4b	Industrial	2	1.18	372,150.00
4c	Apartments	1	.62	196,100.00
Total		1208		31,614,800.00

Land Area 1.20 Sq. Miles

Net Valuation Taxable-Municipal	32,024,934
Net Valuation Taxable-County	39,770,916
State Equalized Valuation	40,828,808
State Equalization Ratio	78.22

1980 PROPERTY TAX			
STATE EQUALIZED TAX RATE →			
Local District School Taxes			
Regional & Consolidated School Tax	1.73		707,893.65
School Taxes in Municipal Budget			
County Taxes	.43	*	177,737.62
County Library Taxes	.02		10,109.50
Local Municipal Purpose Taxes	.35		143,829.43
Veteran & Senior Citizen Taxes			31,200.00
Total Taxes for Rate Computation	2.53		1,070,770.20
Special District Taxes			
Bank Corp. Taxes			1,734.49
Added and Omitted Taxes			1,262.12
Total Taxes Levied - ABSTRACT			1,042,566.81
Total Taxes Billed			1,040,832.32
1980 TAXES COLLECTED			912,697.95
1980 Taxes Cancelled, Abated or Adjusted			
Transfer to Tax Title Liens or Foreclosed			
Balance Outstanding Dec. 31, 1980			128,134.37

PRIOR YEARS TAXES OUTSTANDING	
Balance January 1, 1980	112,260.09
Collected in 1980	71,520.81
Cancelled, Abated or Adjusted 1980	
Transfers to Tax Title Liens or Foreclosed	
Balance December 31, 1980	40,739.28
TAX TITLE LIENS OUTSTANDING	
Balance January 1, 1980	71,581.47
Transfer From Taxes	
Redeemed in 1980	
Cancelled, Abated or Adjusted (1980)	
Transfers to Foreclosed Property	
Balance December 31, 1980	71,581.47
PROPERTY ACQUIRED BY DEED OR FORECLOSURE	
Balance January 1, 1980	650.00
Transfers From Taxes or Liens	
Sale for Cash (1980)	
Cancelled, Abated or Adjusted (1980)	650.00
Balance December 31, 1980	

CURRENT FINANCES DECEMBER 31, 1980 ASSETS	
Cash Dec. 31, 1980	117,034.09
Taxes Receivable	168,873.65
Tax Title Liens	71,581.47
Foreclosed Property	
Emergencies & Other Deferred Charges	23,738.41
State and Federal Aid Receivable	9,673.00
Other Receivables	8,808.45
Total	399,709.06
LIABILITIES, RESERVES, AND SURPLUS	
Cash Liabilities	64,970.26
Reserves for Receivables	249,263.57
Surplus Dec. 31, 1980	85,475.23
Total	399,709.06

*Includes County Health Service Taxes or County Vocational School Taxes. See Table 13, pgs. 675,676.

0333

Population 1970 4,995
Population 1980 5,868
S & P Rating
Moody Rating

General Tax Rate Per $100. 1.86
State Equalized Tax Rate 1.72

SOUTHAMPTON TOWNSHIP — BURLINGTON CO.

Form of Government:
Township Committee
Number of Members on Governing Body 5

PER CAPITA		PER CENT	
Gross Debt	199.80	Gross Debt	1.15
Net Debt	20.28	Net Debt	.12
Debt Service	12.94	Tax Levy Collected	94.36
Total Tax Levy	361.20	Tax Levy Cancelled, Abated or Adjusted	.13
Municipal Expenditures	197.70		

EXPENDITURES		REVENUES-REALIZED	
GENERAL GOVERNMENT			
Governing Body & Public Boards			
Municipal Clerk		1980 Property Taxes Collected	3,006,031.23
Financial Administration	13,500.00	1980 Payments in Lieu of Taxes	
Assessment of Taxes	30,500.00	Delinquent Tax & Lien Collections	144,871.58
Collection of Taxes	24,100.00	Business Personalty Replacement Taxes	40,674.36
Planning, Housing & Development	35,970.00	Taxes from Public Utilities	606,220.00
Human Resources		Other Miscellaneous Tax Revenues	
Elections	3,000.00	State Aid Revenues	42,740.58
General Administration (other)	115,700.00	Federal Aid Revenues	
JUDICIARY		State and Local Fiscal Assistance Act Utilized	140,000.00
Municipal Courts	24,000.00	Sale of Acquired Property	
PUBLIC SAFETY		Other Miscellaneous Revenues	501,043.44
Fire Protection	31,000.00	Total	4,481,581.19
Police Protection	33,200.00	Prior Years Surplus Appropriated	1,102,000.00
Civil Defense & Disaster Control	1,200.00	REVENUES TOTAL	5,583,581.19
Environmental Inspection & Control	24,400.00	Reserve For Uncollected Taxes	275,670.50
Other Public Safety		CAPITAL OUTLAY TOTAL	
PUBLIC WORKS			
Streets and Drainage	408,000.00	Public Enterprises	
Sewers and Sewage Processing		Recreation—Culture	
Garbage and Trash Disposal	85,000.00	Public Works	
Public Buildings and Grounds	261,460.01	Buildings and Grounds	
Other Public Works		Library and Education	
HEALTH and WELFARE		Conservation	
Health Services Except Environmental	2,000.00	All Other	
Welfare-Public Assistance	11,100.00	CAPITAL DEBT AUTHORIZED, DECEMBER 31, 1980	
Hospitals, Clinics, First Aid		ISSUED AND UNISSUED — GROSS DEBT — NET DEBT	
Animal, Insect, & Rodent Control	700.00	School 1,572,426	
Other Welfare Services		Self-liquidating	
RECREATION and CONSERVATION		Other 178,600 — 178,600	
Beaches and Boardwalks		Total 1,751,026 — 178,600	
Parks, Playgrounds, Shade Trees	500.00		
Land Reclamation & Conservation	700.00	ISSUED AND OUTSTANDING	
Other Recreational Services	157,039.99	School	1,572,426.20
EDUCATION (excluding schools)		Self-Liquidating	
Libraries	11,600.00	Other	171,000.00
Other Educational Services		Total	1,743,426.20
STATUTORY EXPENDITURES		EQUALIZED VALUATION BASIS	
Pensions & F. I. C. A.	29,000.00	FOR NET DEBT COMPUTATION	151,836,232
Employee Fringe Benefits	40,000.00	REAL PROPERTY VALUATIONS	
Other Statutory Expenditures	2,000.00		
CETA And Other Public Employment Programs			
MUNICIPAL FUNCTIONS TOTAL	1,345,670.00		
CAPITAL IMPROVEMENTS *MEMO*	100,000.00		
DEBT SERVICE			
Principal Payments	114,000.00		
Interest Payments			
DEFERRED CHARGES	6,000.00		
SCHOOL, COUNTY, SPECIAL DISTRICT TAXES	3,084,558.70		
RESERVE FOR UNCOLLECTED TAXES	275,670.50		
EXPENDITURES TOTAL	4,825,899.20		

Code	Class	# of Parcels	% VAL'N	ASSESSED VALUATION
1	Vacant Land	851	7.25	11,764,950.00
2	Residential	2981	78.14	126,767,950.00
3	Farm	469	6.67	10,811,400.00
4a	Commercial	118	5.88	9,532,300.00
4b	Industrial	16	2.07	3,355,500.00
4c	Apartments			
Total		4435		162,232,100.00

Land Area 43.31 Sq. Miles

Net Valuation Taxable-Municipal	166,327,966
Net Valuation Taxable-County	162,147,898
State Equalized Valuation	178,707,964
State Equalization Ratio	92.91

1980 PROPERTY TAX		
STATE EQUALIZED TAX RATE		
Local District School Taxes	.63	1,130,673.75
Regional & Consolidated School Tax	.51	908,037.91
School Taxes in Municipal Budget		
County Taxes	.55	991,503.10
County Library Taxes	.03	54,043.54
Local Municipal Purpose Taxes		
Veteran & Senior Citizen Taxes		116,640.00
Total Taxes for Rate Computation	1.72	3,201,198.70
Special District Taxes		
Bank Corp. Taxes		4,762.05
Added and Omitted Taxes		92,155.79
Total Taxes Levied - ABSTRACT		3,181,476.58
Total Taxes Billed		3,185,855.96
1980 TAXES COLLECTED		3,006,031.23
1980 Taxes Cancelled, Abated or Adjusted		4,223.50
Transfer to Tax Title Liens or Foreclosed		20,570.59
Balance Outstanding Dec. 31, 1980		155,030.64
PRIOR YEARS TAXES OUTSTANDING		
Balance January 1, 1980		154,391.90
Collected in 1980		135,652.18
Cancelled, Abated or Adjusted 1980		3,401.38
Transfers to Tax Title Liens or Foreclosed		15,338.34
Balance December 31, 1980		
TAX TITLE LIENS OUTSTANDING		
Balance January 1, 1980		8,181.09
Transfer From Taxes		38,532.52
Redeemed in 1980		9,219.40
Cancelled, Abated or Adjusted (1980)		739.68
Transfers to Foreclosed Property		
Balance December 31, 1980		36,754.53
PROPERTY ACQUIRED BY DEED OR FORECLOSURE		
Balance January 1, 1980		22,200.00
Transfers From Taxes or Liens		
Sale for Cash (1980)		
Cancelled, Abated or Adjusted (1980)		
Balance December 31, 1980		22,200.00
CURRENT FINANCES DECEMBER 31, 1980		
ASSETS		
Cash Dec. 31, 1980		2,078,792.20
Taxes Receivable		155,030.64
Tax Title Liens		36,754.53
Foreclosed Property		22,200.00
Emergencies & Other Deferred Charges		7,563.44
State and Federal Aid Receivable		
Other Receivables		72,985.15
Total		2,373,325.96
LIABILITIES, RESERVES, AND SURPLUS		
Cash Liabilities		813,829.14
Reserves for Receivables		286,970.32
Surplus Dec. 31, 1980		1,272,526.50
Total		2,373,325.96

1918

Papulation 1970 10,875
Papulation 1980 13,333
S & P Rating A
Moody Rating BAA-1

General Tax Rate Per $100. 4.30
State Equalized Tax Rate 2.55

SPARTA TOWNSHIP — SUSSEX COUNTY

Form of Government:
Council-Manager Plan B (OMCL50)
Number of Members on Governing Body 5

PER CAPITA:		PER CENT:	
Gross Debt	380.37	Gross Debt	1.60
Net Debt	135.19	Net Debt	.57
Debt Service	9.40	Tax Levy Collected	93.84
Total Tax Levy	711.45	Tax Levy Cancelled, Abated or Adjusted	.09
Municipal Expenditures	281.78		

EXPENDITURES	
GENERAL GOVERNMENT	
Governing Body & Public Baards	
Municipal Clerk	
Financial Administratian	
Assessment af Taxes	47,079.50
Callectian af Taxes	100,175.95
Planning, Housing & Develapment	16,675.63
Human Resaurces	
Elections	7,221.03
General Administratian (other)	414,152.02
JUDICIARY	
Municipal Caurts	47,658.00
PUBLIC SAFETY	
Fire Pratectian	71,123.08
Palice Pratectian	740,977.36
Civil Defense & Disaster Cantrol	850.00
Enviranmental Inspectian & Cantral	41,167.88
Other Public Safety	
PUBLIC WORKS	
Streets and Drainage	642,977.75
Sewers and Sewage Processing	3,000.00
Garbage and Trash Disposat	35,048.64
Public Buildings and Grounds	109,019.03
Other Public Warks	
HEALTH and WELFARE	
Health Services Except Environmental	88,883.00
Welfare-Public Assistance	15,779.00
Hospitals, Clinics, First Aid	
Animal, Insect, & Radent Cantral	3,000.00
Other Welfare Services	
RECREATION and CONSERVATION	
Beaches and Baardwalks	
Parks, Playgraunds, Shade Trees	250.00
Land Reclamatian & Canservatian	107,286.85
Other Recreational Services	58,129.14
EDUCATION (excluding schaols)	
Libraries	129,855.00
Other Educatianal Services	
STATUTORY EXPENDITURES	
Pensians & F. I. C. A.	227,640.00
Employee Fringe Benefits	99,956.42
Other Statutary Expenditures	8,000.00
CETA And Other Public Emplayment Programs	
MUNICIPAL FUNCTIONS TOTAL	3,015,905.28
CAPITAL IMPROVEMENTS *MEMO*	7,500.00
DEBT SERVICE	
Principal Payments	53,000.00
Interest Payments	72,350.65
DEFERRED CHARGES	15,987.43
SCHOOL, COUNTY, SPECIAL DISTRICT TAXES	7,707,599.72
RESERVE FOR UNCOLLECTED TAXES	599,732.21
EXPENDITURES TOTAL	11,464,975.29

REVENUES-REALIZED		
1980 Praperty Taxes Collected		8,911,498.72
1980 Payments in Lieu of Taxes		81,929.55
Delinquent Tax & Lien Collections		548,310.91
Business Personalty Replacement Taxes		122,245.44
Taxes fram Public Utilities		438,647.00
Other Miscellaneous Tax Revenues		62,300.00
State Aid Revenues		93,853.60
Federal Aid Revenues		104,250.00
State and Local Fiscal Assistance Act Utilized		154,074.35
Sale of Acquired Property		
Other Miscellaneaus Revenues		477,471.33
	Tatal	10,994,580.90
Priar Years Surplus Appropriated		398,000.00
REVENUES	TOTAL	11,392,580.90
Reserve Far Uncallected Taxes		599,732.21
CAPITAL OUTLAY	TOTAL	568,417.76
Public Enterprises		
Recreation—Culture		
Public Warks		568,367.76
Buildings and Graunds		50.00
Library and Education		
Canservatian		
All Other		

CAPITAL DEBT AUTHORIZED, DECEMBER 31, 1980

ISSUED AND UNISSUED	GROSS DEBT	NET DEBT
School	3,269,000	
Self-liquidating		
Other	1,802,450	1,802,450
Tatal	5,071,450	1,802,450

ISSUED AND OUTSTANDING	
Schaal	3,109,000.00
Self-Liquidating	
Other	1,587,100.00
Tatal	4,696,100.00
EQUALIZED VALUATION BASIS FOR NET DEBT COMPUTATION	216,714,693

REAL PROPERTY VALUATIONS

Cade	Class	# af Parcels	% VAL'N	ASSESSED VALUATION
1	Vacant Land	1608	6.85	14,713,920.00
2	Residential	4266	83.77	180,039,330.00
3	Farm	213	1.63	3,492,850.00
4a	Cammercial	168	6.15	13,202,640.00
4b	Industrial	19	1.44	3,099,150.00
4c	Apartments	2	.16	354,200.00
Total		6276		214,902,090.00

Land Area 38.50 Sq. Miles

Net Valuation Taxable-Municipal	216,781,434
Net Valuation Taxable-Caunty	328,310,716
State Equalized Valuatian	363,851,611
State Equalizatian Ratia	59.37

1980 PROPERTY TAX		
STATE EQUALIZED TAX RATE		
Local District School Taxes	1.53	5,579,275.50
Regianal & Consalidated School Tax		
Schaal Taxes in Municipal Budget		
County Taxes	.58	* 2,113,724.22
County Library Taxes		
Local Municipal Purpase Taxes	.44	1,605,190.34
Veteran & Senior Citizen Taxes		67,440.00
Total Taxes for Rate Computatian	2.55	9,365,630.06
Special District Taxes		15,000.00
Bank Corp. Taxes		8,425.21
Added and Omitted Taxes		160,140.52
Tatal Taxes Levied - ABSTRACT		9,485,755.79
Tatal Taxes Billed		9,496,762.60
1980 TAXES COLLECTED		8,911,498.72
1980 Taxes Cancelled, Abated ar Adjusted		7,657.82
Transfer to Tax Title Liens or Fareclased		103,080.77
Balance Outstanding Dec. 31, 1980		474,525.29

PRIOR YEARS TAXES OUTSTANDING	
Balance January 1, 1980	446,695.49
Callected in 1980	411,056.29
Cancelled, Abated ar Adjusted 1980	4,246.30
Transfers ta Tax Title Liens or Fareclased	20,924.20
Balance December 31, 1980	10,458.70
TAX TITLE LIENS OUTSTANDING	
Balance January 1, 1980	453,024.30
Transfer Fram Taxes	119,058.72
Redeemed in 1980	137,254.62
Cancelled, Abated ar Adjusted (1980)	1,934.20
Transfers ta Fareclosed Property	50,682.82
Balance December 31, 1980	382,210.98
PROPERTY ACQUIRED BY DEED OR FORECLOSURE	
Balance January 1, 1980	179,583.98
Transfers Fram Taxes ar Liens	59,601.02
Sale for Cash (1980)	
Cancelled, Abated or Adjusted (1980)	
Balance December 31, 1980	239,185.00

CURRENT FINANCES DECEMBER 31, 1980	
ASSETS	
Cash Dec. 31, 1980	1,548,853.05
Taxes Receivable	484,583.65
Tax Title Liens	382,210.98
Fareclosed Praperty	239,185.00
Emergencies & Other Deferred Charges	476,127.12
State and Federal Aid Receivable	111,340.00
Other Receivables	61,200.56
Tatal	3,303,500.72
LIABILITIES, RESERVES, AND SURPLUS	
Cash Liabilities	843,355.08
Reserves for Receivables	1,167,590.54
Surplus Dec. 31, 1980	1,292,965.10
Tatal	3,303,500.72

*Includes County Health Service Taxes or County Vocational School Taxes. See Table 13, pgs. 675, 676.

1224

Population 1970 7,935
Population 1980 7,840
S & P Rating
Maody Rating A

General Tax Rate Per $100. 4.41
State Equalized Tax Rate 3.10

SPOTSWOOD BOROUGH — MIDDLESEX CO.

Form of Government:
Mayor-Council Plan B (OMCL50)
Number of Members on Governing Body 5

PER CAPITA		PER CENT	
Grass Debt	1,094.9[illegible]	Grass Debt	7.[illegible]
Net Debt	297.10	Net Debt	2.14
Debt Service	6.60	Tax Levy Collected	97.13
Totol Tax Levy	459.00	Tax Levy Cancelled Abated or Adjusted	.14
Municipal Expenditures	213.95		

EXPENDITURES	
GENERAL GOVERNMENT	
Governing Body & Public Boards	2,340.00
Municipal Clerk	28,046.00
Financial Administration	67,802.00
Assessment of Taxes	7,710.00
Collection of Taxes	3,000.00
Planning, Housing & Development	28,887.00
Human Resources	18,100.00
Elections	14,945.00
General Administration (other)	142,652.00
JUDICIARY	
Municipal Courts	17,338.00
PUBLIC SAFETY	
Fire Protection	27,425.00
Police Protection	520,346.45
Civil Defense & Disaster Control	1,050.00
Environmental Inspection & Control	31,306.00
Other Public Safety	
PUBLIC WORKS	
Streets and Droinage	200,384.00
Sewers and Sewage Processing	
Garbage and Trash Dispasal	65,814.00
Public Buildings and Grounds	34,351.00
Other Public Works	
HEALTH and WELFARE	
Health Services Except Environmental	15,117.00
Welfare-Public Assistance	8,734.00
Hospitals, Clinics, First Aid	
Animal, Insect, & Rodent Control	4,500.00
Other Welfare Services	2,190.00
RECREATION and CONSERVATION	
Beoches and Baardwalks	
Parks, Playgraunds, Shade Trees	
Land Reclamatian & Conservatian	100.00
Other Recreatianal Services	25,172.00
EDUCATION (excluding schaals)	
Libraries	42,095.00
Other Educatianal Services	425.00
STATUTORY EXPENDITURES	
Pensions & F. I. C. A.	115,059.00
Emplayee Fringe Benefits	53,517.00
Other Statutory Expenditures	4,315.00
CETA And Other Public Emplayment Programs	
MUNICIPAL FUNCTIONS TOTAL	1,482,920.45
CAPITAL IMPROVEMENTS *MEMO*	
DEBT SERVICE	
Principal Payments	27,000.00
Interest Payments	24,748.50
DEFERRED CHARGES	15,660.00
SCHOOL, COUNTY, SPECIAL DISTRICT TAXES	2,297,237.87
RESERVE FOR UNCOLLECTED TAXES	127,045.40
EXPENDITURES TOTAL	3,974,612.22

REVENUES-REALIZED		
1980 Property Taxes Collected		3,785,922.06
1980 Poyments in Lieu of Taxes		
Delinquent Tax & Lien Collectians		96,177.02
Business Persanalty Replacement Taxes		236,696.84
Taxes from Public Utilities		258,219.00
Other Miscellaneous Tax Revenues		
State Aid Revenues		91,449.86
Federal Aid Revenues		53.45
State and Local Fiscal Assistance Act Utilized		72,228.00
Sale of Acquired Property		
Other Miscellaneous Revenues		236,649.40
	Total	4,784,485.72
Prior Years Surplus Appropriated		265,000.00
REVENUES	TOTAL	5,049,485.72
Reserve For Uncollected Taxes		127,045.40
CAPITAL OUTLAY	TOTAL	357,575.50
Public Enterprises		97,018.05
Recreation—Culture		
Public Works		156,029.29
Buildings and Grounds		104,528.16
Library and Education		
Conservation		
All Other		

CAPITAL DEBT AUTHORIZED, DECEMBER 31, 1980

ISSUED AND UNISSUED	GROSS DEBT	NET DEBT
School	6,088,000	1,735,978
Self-liquidating	1,903,500	
Other	593,250	593,250
Total	8,584,750	2,329,228

ISSUED AND OUTSTANDING	
School	6,088,000.00
Self-Liquidating	1,831,000.00
Other	502,250.00
Total	8,421,250.00
EQUALIZED VALUATION BASIS FOR NET DEBT COMPUTATION	108,800,542

REAL PROPERTY VALUATIONS

Code	Class	# of Parcels	% VAL'N	ASSESSED VALUATION
1	Vacant Land	531	2.41	2,075,200.00
2	Residential	1909	79.50	68,467,500.00
3	Farm	5	.11	92,100.00
4a	Commercial	45	4.40	3,790,000.00
4b	Industrial	6	9.07	7,812,600.00
4c	Apartments	6	4.51	3,880,500.00
Total		2502		86,117,900.00

Land Area 2.15 Sq. Miles

Net Valuatian Taxable-Municipal	87,750,600
Net Valuatian Taxable-County	123,523,310
State Equalized Valuation	124,172,008
State Equalizatian Ratia	70.39

1980 PROPERTY TAX		
STATE EQUALIZED TAX RATE		
Local District School Taxes	1.[illegible]	1,[illegible]98,495.14
Regional & Consolidated School Tax		
School Taxes in Municipal Budget		
County Taxes	.56	695,742.71
County Library Taxes		
Local Municipal Purpase Taxes	1.26	1,571,040.19
Veteran & Senior Citizen Taxes		54,171.00
Totol Taxes for Rate Computation	3.11	3,922,449.05
Special District Taxes		
Bank Corp. Taxes		5,227.68
Added and Omitted Taxes		30,129.50
Total Taxes Levied ABSTRACT		3,904,335.25
Total Taxes Billed		3,899,930.64
1980 TAXES COLLECTED		3,789,922.[illegible]
1980 Taxes Cancelled, Abated or Adjusted		1,491.76
Transfer to Tax Title Liens or Foreclosed		11,854.08
Balance Outstanding Dec 31, 1980		98,672.[illegible]

PRIOR YEARS TAXES OUTSTANDING	
Balance January 1, 1980	111,[illegible]84.56
Collected in 1980	83,731.[illegible]
Cancelled, Abated or Adjusted 1980	23,179.08
Transfers to Tax Title Liens or Foreclosed	2[illegible]3.[illegible]
Balance December 31, 1980	4,53[illegible].65
TAX TITLE LIENS OUTSTANDING	
Balance January 1, 1980	79,[illegible]64.[illegible]
Transfer From Taxes	12,175.14
Redeemed in 1980	12,445.04
Cancelled, Abated or Adjusted (1980)	
Transfers to Foreclosed Property	
Balance December 31, 1980	79,394.72
PROPERTY ACQUIRED BY DEED OR FORECLOSURE	
Balance January 1, 1980	44,930.00
Transfers From Taxes or Liens	
Sale for Cash (1980)	
Cancelled, Abated or Adjusted (1980)	
Balance December 31, 1980	44,930.00

CURRENT FINANCES DECEMBER 31, 1980	
ASSETS	
Cash Dec. 31, 1980	442,221.36
Taxes Receivable	101,212.71
Tax Title Liens	79,394.72
Fareclosed Praperty	44,930.00
Emergencies & Other Deferred Charges	25,030.00
State and Federal Aid Receivable	16,000.00
Other Receivables	
Total	708,788.79
LIABILITIES, RESERVES, AND SURPLUS	
Cash Liabilities	128,237.11
Reserves for Receivables	225,537.43
Surplus Dec. 31, 1980	355,014.25
Total	708,788.79

1980-3000

1348

Population 1970 3,900
Population 1980 4,215
S & P Rating
Maady Rating A

General Tax Rate Per $100. 3.24
State Equalized Tax Rate 1.61

SPRING LAKE BOROUGH — MONMOUTH CO.

Form of Government:
Borough Council
Number of Members on Governing Body 6

PER CAPITA:

Gross Debt	711.70
Net Debt	352.43
Debt Service	21.30
Total Tax Levy	668.95
Municipal Expenditures	444.16

PER CENT:

Gross Debt	2.06
Net Debt	1.02
Tax Levy Collected	95.04
Tax Levy Cancelled, Abated or Adjusted	.12

EXPENDITURES	
GENERAL GOVERNMENT	
Governing Body & Public Boards	
Municipal Clerk	
Financial Administration	6,200.00
Assessment of Taxes	8,442.00
Collection of Taxes	32,179.00
Planning, Housing & Development	20,844.00
Human Resources	200.00
Elections	
General Administration (other)	257,669.00
JUDICIARY	
Municipal Courts	12,000.00
PUBLIC SAFETY	
Fire Protection	28,600.00
Police Protection	341,807.00
Civil Defense & Disaster Control	300.00
Environmental Inspection & Control	15,180.00
Other Public Safety	
PUBLIC WORKS	
Streets and Drainage	187,513.00
Sewers and Sewage Processing	
Garbage and Trash Disposal	139,963.17
Public Buildings and Grounds	50,920.00
Other Public Works	
HEALTH and WELFARE	
Health Services Except Environmental	9,800.00
Welfare-Public Assistance	3,654.00
Hospitals, Clinics, First Aid	
Animal, Insect, & Rodent Control	300.00
Other Welfare Services	
RECREATION and CONSERVATION	
Beaches and Boardwalks	195,450.00
Parks, Playgrounds, Shade Trees	76,230.00
Land Reclamation & Conservation	
Other Recreational Services	11,104.00
EDUCATION (excluding schools)	
Libraries	31,600.00
Other Educational Services	
STATUTORY EXPENDITURES	
Pensions & F. I. C. A.	104,941.23
Employee Fringe Benefits	45,000.00
Other Statutory Expenditures	6,000.00
CETA And Other Public Emplayment Programs	25,209.00
MUNICIPAL FUNCTIONS TOTAL	1,611,505.40
CAPITAL IMPROVEMENTS *MEMO*	30,000.00
DEBT SERVICE	
Principal Payments	75,000.00
Interest Payments	14,794.75
DEFERRED CHARGES	1,000.00
SCHOOL, COUNTY, SPECIAL DISTRICT TAXES	1,934,324.32
RESERVE FOR UNCOLLECTED TAXES	169,818.85
EXPENDITURES TOTAL	3,806,443.32

REVENUES-REALIZED	
1980 Property Taxes Collected	2,696,939.38
1980 Payments in Lieu of Taxes	
Delinquent Tax & Lien Collections	107,514.44
Business Personalty Replacement Taxes	26,136.64
Taxes from Public Utilities	181,282.00
Other Miscellaneous Tax Revenues	
State Aid Revenues	28,076.43
Federal Aid Revenues	18,524.10
State and Local Fiscal Assistance Act Utilized	32,613.17
Sale of Acquired Property	
Other Miscellaneous Revenues	519,640.76
Total	3,610,726.92
Prior Years Surplus Appropriated	521,979.00
REVENUES TOTAL	4,132,705.92
Reserve For Uncollected Taxes	169,818.85
CAPITAL OUTLAY TOTAL	293,100.52
Public Enterprises	12,411.12
Recreation—Culture	50,170.25
Public Works	184,876.43
Buildings and Grounds	45,642.72
Library and Education	
Conservation	
All Other	

CAPITAL DEBT AUTHORIZED, DECEMBER 31, 1980

ISSUED AND UNISSUED	GROSS DEBT	NET DEBT
School	522,000	
Self-liquidating	752,929	
Other	1,724,865	1,485,475
Total	2,999,795	1,485,475

ISSUED AND OUTSTANDING	
School	522,000.00
Self-Liquidating	585,279.36
Other	1,655,390.86
Total	2,762,670.22
EQUALIZED VALUATION BASIS FOR NET DEBT COMPUTATION	145,900,386

REAL PROPERTY VALUATIONS

Code	Class	# of Parcels	% VAL'N	ASSESSED VALUATION
1	Vacant Land	129	3.19	2,670,950.00
2	Residential	1542	88.80	74,300,150.00
3	Farm			
4a	Commercial	84	8.01	6,702,900.00
4b	Industrial			
4c	Apartments			
Total		1755		83,674,000.00

Land Area 1.30 Sq. Miles

Net Valuation Taxable-Municipal	85,720,268
Net Valuation Taxable-County	149,412,805
State Equalized Valuation	169,867,658
State Equalization Ratio	49.86

1980 PROPERTY TAX		
STATE EQUALIZED TAX RATE		
Local District School Taxes	.64	1,101,696.00
Regional & Consolidated School Tax		
School Taxes in Municipal Budget		
County Taxes	.48	832,628.32
County Library Taxes		
Local Municipal Purpose Taxes	.49	847,000.00
Veteran & Senior Citizen Taxes		29,880.00
Total Taxes for Rate Computation	1.61	2,811,204.32
Special District Taxes		
Bank Carp. Taxes		8,562.82
Added and Omitted Taxes		29,738.04
Total Taxes Levied - ABSTRACT		2,819,625.18
Total Taxes Billed		2,811,062.36
1980 TAXES COLLECTED		2,696,939.38
1980 Taxes Cancelled, Abated or Adjusted		3,480.71
Transfer to Tax Title Liens or Foreclosed		4,923.75
Balance Outstanding Dec. 31, 1980		105,719.52
PRIOR YEARS TAXES OUTSTANDING		
Balance January 1, 1980		107,338.95
Collected in 1980		106,300.93
Cancelled, Abated or Adjusted 1980		2.04
Transfers to Tax Title Liens or Foreclosed		874.61
Balance December 31, 1980		161.37
TAX TITLE LIENS OUTSTANDING		
Balance January 1, 1980		7,216.21
Transfer From Taxes		5,888.86
Redeemed in 1980		1,213.46
Cancelled, Abated or Adjusted (1980)		
Transfers to Foreclosed Property		
Balance December 31, 1980		11,891.61
PROPERTY ACQUIRED BY DEED OR FORECLOSURE		
Balance January 1, 1980		9,700.00
Transfers From Taxes or Liens		
Sale for Cash (1980)		
Cancelled, Abated or Adjusted (1980)		
Balance December 31, 1980		9,700.00
CURRENT FINANCES DECEMBER 31, 1980		
ASSETS		
Cash Dec. 31, 1980		827,220.85
Taxes Receivable		105,870.84
Tax Title Liens		11,891.61
Foreclosed Property		9,700.00
Emergencies & Other Deferred Charges		35,033.98
State and Federal Aid Receivable		
Other Receivables		113,354.99
Total		1,103,090.27
LIABILITIES, RESERVES AND SURPLUS		
Cash Liabilities		211,620.89
Reserves for Receivables		240,826.44
Surplus Dec. 31, 1980		650,642.94
Total		1,103,090.27

1349

Population 1970 4,605
Population 1980 5,424
S & P Rating
Moody Rating

General Tax Rate Per $100. 3.08
State Equalized Tax Rate 2.11

SPRING LAKE HEIGHTS — MONMOUTH CO.

Form of Government:
Borough Council
Number of Members on Governing Body 6

PER CAPITA		PER CENT	
Gross Debt	450.04	Gross Debt	2.47
Net Debt	174.9[illegible]	Net Debt	.9[illegible]
Debt Service	15.44	Tax Levy Collected	96.6[illegible]
Total Tax Levy	469.83	Tax Levy Cancelled, Abated or Adjusted	
Municipal Expenditures	218.12		

EXPENDITURES		REVENUES-REALIZED	
GENERAL GOVERNMENT			
Governing Body & Public Boards			
Municipal Clerk		1980 Property Taxes Collected	2,477,532.01
Financial Administration	11,700.00	1980 Payments in Lieu of Taxes	
Assessment of Taxes	6,750.00	Delinquent Tax & Lien Collections	101,843.97
Collection of Taxes	11,852.06	Business Personalty Replacement Taxes	27,560.88
Planning, Housing & Development	9,700.00	Taxes from Public Utilities	170,855.00
Human Resources		Other Miscellaneous Tax Revenues	
Elections	2,400.00	State Aid Revenues	40,974.36
General Administration (other)	106,977.00	Federal Aid Revenues	20,495.67
JUDICIARY		State and Local Fiscal Assistance Act Utilized	62,294.33
Municipal Courts	12,800.00	Sale of Acquired Property	
PUBLIC SAFETY		Other Miscellaneous Revenues	97,237.62
Fire Protection	27,000.00	Total	2,998,793.84
Police Protection	311,912.33	Prior Years Surplus Appropriated	165,000.00
Civil Defense & Disaster Control		REVENUES TOTAL	3,163,793.84
Environmental Inspection & Control	15,200.00	Reserve For Uncollected Taxes	125,631.97
Other Public Safety		CAPITAL OUTLAY TOTAL	206,870.38
PUBLIC WORKS			
Streets and Drainage	126,188.94	Public Enterprises	192,970.67
Sewers and Sewage Processing		Recreation—Culture	
Garbage and Trash Disposal	101,750.00	Public Works	13,279.22
Public Buildings and Grounds	29,035.00	Buildings and Grounds	620.49
Other Public Works	25,400.00	Library and Education	
HEALTH and WELFARE		Conservation	
Health Services Except Environmental	11,156.00	All Other	
Welfare-Public Assistance	3,700.00	CAPITAL DEBT AUTHORIZED, DECEMBER 31, 1980	
Hospitals, Clinics, First Aid		ISSUED AND UNISSUED — GROSS DEBT — NET DEBT	
Animal, Insect, & Rodent Control	575.00	School 495,000	
Other Welfare Services		Self-liquidating 994,000	
RECREATION and CONSERVATION		Other 952,028 — 548,974	
Beaches and Boardwalks		Total 2,441,028 — 548,974	
Parks, Playgrounds, Shade Trees	15,100.00		
Land Reclamation & Conservation		ISSUED AND OUTSTANDING	
Other Recreational Services		School	495,000.00
EDUCATION (excluding schools)		Self-Liquidating	969,000.00
Libraries		Other	511,000.00
Other Educational Services		Total	1,975,000.00
STATUTORY EXPENDITURES		EQUALIZED VALUATION BASIS FOR NET DEBT COMPUTATION	98,803,148
Pensions & F. I. C. A.	65,589.98		
Employee Fringe Benefits	32,500.00	REAL PROPERTY VALUATIONS	
Other Statutory Expenditures	2,800.00	Code Class # of Parcels % VAL'N — ASSESSED VALUATION	
CETA And Other Public Employment Programs	41,106.18	1 Vacant Land 95 1.43 — 1,169,600.00	
MUNICIPAL FUNCTIONS TOTAL	971,192.49	2 Residential 1721 73.41 — 59,871,900.00	
CAPITAL IMPROVEMENTS *MEMO*	13,000.00	3 Farm	
DEBT SERVICE		4a Commercial 79 12.01 — 9,794,700.00	
Principal Payments	49,750.00	4b Industrial 1 .10 — 78,800.00	
Interest Payments	34,007.55	4c Apartments 11 13.05 — 10,639,600.00	
		Total 1907 — 81,554,600.00	
DEFERRED CHARGES	2,500.00	Land Area 1.30 Sq. Miles	
SCHOOL, COUNTY, SPECIAL DISTRICT TAXES	1,966,407.27	Net Valuation Taxable-Municipal	82,114,493
RESERVE FOR UNCOLLECTED TAXES	125,631.87	Net Valuation Taxable-County	107,071,734
EXPENDITURES TOTAL	3,149,489.18	State Equalized Valuation	119,255,242
		State Equalization Ratio	68.71

1980 PROPERTY TAX		
STATE EQUALIZED TAX RATE		
Local District School Taxes	1.14	1,358,229.00
Regional & Consolidated School Tax		
School Taxes in Municipal Budget		
County Taxes	.49	586,004.35
County Library Taxes	.02	22,173.92
Local Municipal Purpose Taxes	.47	565,938.71
Veteran & Senior Citizen Taxes		42,550.00
Total Taxes for Rate Computation	2.12	2,574,895.98
Special District Taxes		
Bank Corp. Taxes		7,277.77
Added and Omitted Taxes		8,717.39
Total Taxes Levied - ABSTRACT		2,548,341.14
Total Taxes Billed		2,562,535.57
1980 TAXES COLLECTED		2,477,532.01
1980 Taxes Cancelled, Abated or Adjusted		30.90
Transfer to Tax Title Liens or Foreclosed		565.47
Balance Outstanding Dec. 31, 1980		84,407.19
PRIOR YEARS TAXES OUTSTANDING		
Balance January 1, 1980		102,874.58
Collected in 1980		97,568.19
Cancelled, Abated or Adjusted 1980		
Transfers to Tax Title Liens or Foreclosed		429.13
Balance December 31, 1980		4,877.26
TAX TITLE LIENS OUTSTANDING		
Balance January 1, 1980		5,122.12
Transfer From Taxes		1,016.14
Redeemed in 1980		4,275.78
Cancelled, Abated or Adjusted (1980)		
Transfers to Foreclosed Property		
Balance December 31, 1980		1,862.48
PROPERTY ACQUIRED BY DEED OR FORECLOSURE		
Balance January 1, 1980		9,430.00
Transfers From Taxes or Liens		
Sale for Cash (1980)		
Cancelled, Abated or Adjusted (1980)		
Balance December 31, 1980		9,430.00
CURRENT FINANCES DECEMBER 31, 1980		
ASSETS		
Cash Dec. 31, 1980		517,819.07
Taxes Receivable		89,284.45
Tax Title Liens		1,862.48
Foreclosed Property		9,430.00
Emergencies & Other Deferred Charges		
State and Federal Aid Receivable		3,525.69
Other Receivables		21,334.53
Total		643,256.22
LIABILITIES, RESERVES, AND SURPLUS		
Cash Liabilities		271,252.26
Reserves for Receivables		121,911.46
Surplus Dec. 31, 1980		250,092.50
Total		643,256.22

1980/3000

0334

Population 1970 2,260
Population 1980 2,691
S & P Rating
Moody Rating

General Tax Rate Per $100. 2.97
State Equalized Tax Rate 1.97

SPRINGFIELD TOWNSHIP — BURLINGTON CO.

Form of Government:
Township Committee
Number of Members on Governing Body 3

PER CAPITA:		PER CENT:	
Gross Debt	174.36	Gross Debt	.97
Net Debt	91.33	Net Debt	.51
Debt Service		Tax Levy Collected	91.01
Total Tax Levy	410.10	Tax Levy Cancelled, Abated or Adjusted	.11
Municipal Expenditures	226.11		

EXPENDITURES		REVENUES-REALIZED	
GENERAL GOVERNMENT			
Governing Body & Public Boards			
Municipal Clerk	29,000.00	1980 Property Taxes Collected	1,005,543.00
Financial Administration	11,800.00	1980 Payments in Lieu of Taxes	
Assessment of Taxes	17,500.00	Delinquent Tax & Lien Collections	106,479.18
Collection of Taxes	5,900.00	Business Personalty Replacement Taxes	40,111.01
Planning, Housing & Development	9,000.00	Taxes from Public Utilities	198,594.00
Human Resources		Other Miscellaneous Tax Revenues	
Elections		State Aid Revenues	16,651.30
General Administration (other)	73,965.00	Federal Aid Revenues	
JUDICIARY		State and Local Fiscal Assistonce Act Utilized	57,683.08
Municipal Courts	5,200.00	Sale of Acquired Property	
PUBLIC SAFETY		Other Miscellaneous Revenues	125,462.82
Fire Protection	21,000.00	Totol	1,550,524.39
Police Protection	54,500.00	Prior Years Surplus Appropriated	210,000.00
Civil Defense & Disaster Control	1,450.00	REVENUES TOTAL	1,760,524.39
Environmental Inspection & Control	2,800.00	Reserve For Uncollected Taxes	113,638.82
Other Public Safety		CAPITAL OUTLAY TOTAL	156,789.16
PUBLIC WORKS			
Streets and Drainage	125,000.00	Public Enterprises	
Sewers and Sewage Processing		Recreation—Culture	
Garbage and Trash Disposal	40,000.00	Public Works	
Public Buildings and Grounds	69,246.08	Buildings and Grounds	156,789.16
Other Public Works	5,000.00	Library and Education	
HEALTH and WELFARE		Conservation	
Health Services Except Environmental	2,000.00	All Other	
Welfare Public Assistance	2,450.00	CAPITAL DEBT AUTHORIZED, DECEMBER 31, 1980	
Hospitals, Clinics, First Aid		ISSUED AND UNISSUED — GROSS DEBT — NET DEBT	
Animal, Insect, & Rodent Control	2,500.00	School 223,442	
Other Welfare Services		Self-liquidating	
RECREATION and CONSERVATION		Other 245,772 — 245,772	
Beaches and Boardwalks		Total 469,214 — 245,772	
Parks, Playgrounds, Shade Trees	4,500.00		
Land Reclamation & Conservation		ISSUED AND OUTSTANDING	
Other Recreationol Services	1,000.00	School	223,442.13
EDUCATION (excluding schools)		Self-Liquidating	
Libraries		Other	245,000.00
Other Educational Services		Total	468,442.13
STATUTORY EXPENDITURES		EQUALIZED VALUATION BASIS	
Pensions & F. I. C. A.	10,000.00	FOR NET DEBT COMPUTATION	48,173,548
Employee Fringe Benefits		REAL PROPERTY VALUATIONS	
Other Statutory Expenditures	1,000.00	Code Class # of Parcels % VAL'N — ASSESSED VALUATION	
CETA And Other Public Employment Programs		1 Vacant Land 143 3.97 — 1,423,500.00	
MUNICIPAL FUNCTIONS TOTAL	494,811.08	2 Residential 599 55.22 — 19,777,800.00	
CAPITAL IMPROVEMENTS *NEW*	10,300.00	3 Farm 418 28.76 — 10,301,700.00	
DEBT SERVICE		4a Commerciol 62 12.04 — 4,312,550.00	
Principal Payments		4b Industrial	
Interest Payments		4c Aportments	
		Total 1222 — 35,815,550.00	
DEFERRED CHARGES		Land Area 29.34 Sq. Miles	
SCHOOL, COUNTY, SPECIAL DISTRICT TAXES	1,067,527.79	Net Valuation Taxoble-Municipal	36,821,813
RESERVE FOR UNCOLLECTED TAXES	113,638.82	Net Valuation Taxable-County	50,036,747
EXPENDITURES TOTAL	1,675,977.69	State Equalized Valuation	54,799,519
		State Equolizotion Ratio	66.58

1980 PROPERTY TAX		
STATE EQUALIZED TAX RATE	▼	
Local District School Taxes	.60	330,700.00
Regional & Consolidated School Tax	.75	414,164.79
School Taxes in Municipal Budget		
County Taxes	.55	305,985.70
County Library Taxes	.03	16,677.30
Local Municipal Purpose Taxes	.04	23,971.92
Veteran & Senior Citizen Taxes		20,070.00
Total Taxes for Rate Computation	1.97	1,111,569.71
Special District Taxes		
Bank Corp. Taxes		778.31
Added and Omitted Taxes		11,297.83
Total Taxes Levied - ABSTRACT		1,103,575.85
Total Taxes Billed		1,104,906.80
1980 TAXES COLLECTED		1,005,543.00
1980 Taxes Cancelled, Abated or Adjusted		1,206.68
Transfer to Tax Title Liens or Foreclosed		6,090.74
Balance Outstanding Dec. 31, 1980		92,066.38
PRIOR YEARS TAXES OUTSTANDING		
Balance January 1, 1980		116,528.72
Collected in 1980		102,456.21
Cancelled, Abated or Adjusted 1980		157.09
Transfers to Tax Title Liens or Foreclosed		1,253.47
Balance December 31, 1980		12,661.96
TAX TITLE LIENS OUTSTANDING		
Balance January 1, 1980		27,224.19
Transfer Fram Taxes		7,344.21
Redeemed in 1980		4,022.97
Cancelled, Abated or Adjusted (1980)		
Transfers to Foreclosed Property		
Balance December 31, 1980		30,545.43
PROPERTY ACQUIRED BY DEED OR FORECLOSURE		
Balance January 1, 1980		4,065.36
Transfers From Taxes or Liens		
Sale for Cash (1980)		
Cancelled, Abated or Adjusted (1980)		
Balance December 31, 1980		4,065.36
CURRENT FINANCES DECEMBER 31, 1980		
ASSETS		
Cash Dec. 31, 1980		511,393.91
Taxes Receivable		104,728.34
Tax Title Liens		30,545.43
Foreclosed Property		4,065.36
Emergencies & Other Deferred Charges		
State and Federal Aid Receivable		2,768.22
Other Receivables		4,586.35
Total		658,087.61
LIABILITIES, RESERVES, AND SURPLUS		
Cash Liabilities		180,084.28
Reserves for Receivables		143,925.48
Surplus Dec. 31, 1980		334,077.85
Total		658,087.61

1980 3000

2017
Population 1970 15,745
Population 1980 13,955
S & P Rating
Moody Rating A-1

General Tax Rate Per $100 3.12
State Equalized Tax Rate 2.43

SPRINGFIELD TOWNSHIP – UNION COUNTY

Form of Government:
Township Council
Number of Members on Governing Body 5

PER CAPITA		PER CENT	
Gross Debt	372.63	Gross Debt	1.33
Net Debt	233.95	Net Debt	.93
Debt Service	18.52	Tax Levy Collected	98.44
Total Tax Levy	1,519.45	Tax Levy Cancelled, Abated or Adjusted	.33
Municipal Expenditures	331.81		

EXPENDITURES	
GENERAL GOVERNMENT	
Governing Body & Public Boards	
Municipal Clerk	
Financial Administration	39,470.00
Assessment of Taxes	43,045.00
Collection of Taxes	32,115.00
Planning, Housing & Development	16,190.00
Human Resources	8,000.00
Elections	
General Administration (other)	333,547.00
JUDICIARY	
Municipal Courts	33,796.00
PUBLIC SAFETY	
Fire Protection	523,642.00
Police Protection	1,108,057.00
Civil Defense & Disaster Control	11,650.00
Environmental Inspectian & Control	40,056.00
Other Public Safety	
PUBLIC WORKS	
Streets and Drainage	218,660.00
Sewers and Sewage Processing	204,059.00
Garbage and Trash Disposal	270,000.00
Public Buildings and Grounds	151,724.00
Other Public Warks	134,550.00
HEALTH and WELFARE	
Health Services Except Enviranmental	40,670.00
Welfare-Public Assistance	9,533.00
Haspitals, Clinics, First Aid	5,000.00
Animal, Insect, & Rodent Control	7,275.00
Other Welfare Services	
RECREATION and CONSERVATION	
Beaches and Baardwalks	
Parks, Playgraunds, Shade Trees	81,473.00
Land Reclamation & Canservatian	3,000.00
Other Recreatianal Services	2,325.00
EDUCATION (excluding schaals)	
Libraries	247,000.00
Other Educational Services	
STATUTORY EXPENDITURES	
Pensians & F. I. C. A.	326,837.00
Employee Fringe Benefits	104,750.00
Other Statutary Expenditures	13,000.00
CETA And Other Public Emplayment Pragrams	5,737.00
MUNICIPAL FUNCTIONS TOTAL	4,015,161.00
CAPITAL IMPROVEMENTS *MEMO*	10,000.00
DEBT SERVICE	
Principal Payments	165,000.00
Interest Payments	93,498.50
DEFERRED CHARGES	65,000.00
SCHOOL, COUNTY, SPECIAL DISTRICT TAXES	18,741,891.69
RESERVE FOR UNCOLLECTED TAXES	291,807.88
EXPENDITURES TOTAL	23,372,359.07

REVENUES-REALIZED	
1980 Praperty Taxes Collected	10,525,293.71
1980 Payments in Lieu af Taxes	
Delinquent Tax & Lien Callectians	123,600.80
Business Personalty Replacement Taxes	450,545.88
Taxes fram Public Utilities	791,713.00
Other Miscellaneous Tax Revenues	
State Aid Revenues	125,371.10
Federal Aid Revenues	2,560.32
State and Local Fiscal Assistance Act Utilized	119,029.00
Sale of Acquired Praperty	
Other Miscellaneous Revenues	549,643.25
Tatal	12,687,757.06
Prior Years Surplus Appropriated	675,000.00
REVENUES TOTAL	13,362,757.06
Reserve For Uncollected Taxes	291,807.88
CAPITAL OUTLAY TOTAL	816,559.95
Public Enterprises	
Recreation—Culture	1,061.47
Public Works	542,693.52
Buildings and Grounds	272,804.96
Library and Education	
Conservation	
All Other	

CAPITAL DEBT AUTHORIZED, DECEMBER 31, 1980

ISSUED AND UNISSUED	GROSS DEBT	NET DEBT
School	1,814,844	
Self-liquidating	120,000	
Other	3,265,250	3,265,250
Tatal	5,200,094	3,265,250

ISSUED AND OUTSTANDING	
School	354,000.00
Self-Liquidating	120,000.00
Other	2,659,000.00
Tatal	3,133,000.00
EQUALIZED VALUATION BASIS FOR NET DEBT COMPUTATION	393,015,511

REAL PROPERTY VALUATIONS

Code	Class	# af Parcels	% VAL'N	ASSESSED VALUATION
1	Vacant Land	165	1.09	3,686,500.00
2	Residential	3852	58.97	198,738,800.00
3	Farm	14	.10	341,900.00
4a	Commercial	225	21.89	73,782,000.00
4b	Industrial	70	10.02	33,779,600.00
4c	Apartments	20	7.92	26,707,600.00
Total		4346		337,036,400.00

Land Area 5.20 Sq. Miles

Net Valuatian Taxable-Municipal	339,674,539
Net Valuatian Taxable-Caunty	419,431,176
State Equalized Valuatian	435,180,477
State Equalizatian Ratia	77.92

1980 PROPERTY TAX		
STATE EQUALIZED TAX RATE		
Local District Schaal Taxes	.79	3,393,242.00
Regianal & Cansalidated Schaal Tax	.64	2,778,969.89
Schaal Taxes in Municipal Budget		
County Taxes	.48	2,074,007.21
County Library Taxes		
Local Municipal Purpose Taxes	.54	2,341,868.34
Veteran & Senior Citizen Taxes		120,240.00
Total Taxes for Rate Computation	2.44	10,708,327.44
Special District Taxes		
Bank Carp. Taxes		24,447.44
Added and Omitted Taxes		82,240.27
Total Taxes Levied - ABSTRACT		10,694,775.15
Total Taxes Billed		10,692,282.82
1980 TAXES COLLECTED		10,525,293.71
1980 Taxes Cancelled, Abated or Adjusted		35,079.29
Transfer to Tax Title Liens or Foreclosed		1,151.29
Balance Outstanding Dec. 31, 1980		130,758.55
PRIOR YEARS TAXES OUTSTANDING		
Balance January 1, 1980		127,829.47
Callected in 1980		123,600.80
Cancelled, Abated or Adjusted 1980		
Transfers to Tax Title Liens or Foreclosed		472.33
Balance December 31, 1980		3,756.34
TAX TITLE LIENS OUTSTANDING		
Balance January 1, 1980		1,581.19
Transfer From Taxes		1,681.05
Redeemed in 1980		
Cancelled, Abated or Adjusted (1980)		
Transfers ta Foreclosed Praperty		
Balance December 31, 1980		3,262.24
PROPERTY ACQUIRED BY DEED OR FORECLOSURE		
Balance January 1, 1980		26,440.00
Transfers From Taxes or Liens		
Sale for Cash (1980)		
Cancelled, Abated or Adjusted (1980)		
Balance December 31, 1980		26,440.00

CURRENT FINANCES DECEMBER 31, 1980	
ASSETS	
Cash Dec. 31, 1980	4,390,730.42
Taxes Receivable	134,514.89
Tax Title Liens	3,262.24
Foreclosed Praperty	26,440.00
Emergencies & Other Deferred Charges	25,000.00
State and Federal Aid Receivable	
Other Receivables	4,288.25
Tatal	4,584,235.80
LIABILITIES, RESERVES, AND SURPLUS	
Cash Liabilities	3,363,593.29
Reserves for Receivables	168,505.39
Surplus Dec. 31, 1980	1,052,137.13
Tatal	4,584,235.80

1530

Population 1970 3,690
Population 1980 10,385
S & P Rating BBB
Moody Rating

General Tax Rate Per $100. 2.47
State Equalized Tax Rate 1.33

STAFFORD TOWNSHIP — OCEAN COUNTY

Form of Government:
Township Committee
Number of Members on Governing Body 3

PER CAPITA:		PER CENT:	
Gross Debt	468.12	Gross Debt	1.74
Net Debt	9.47	Net Debt	.04
Debt Service	20.54	Tax Levy Collected	90.17
Total Tax Levy	468.01	Tax Levy Cancelled, Abated or Adjusted	
Municipal Expenditures	339.09		

EXPENDITURES	
GENERAL GOVERNMENT	
Governing Body & Public Boards	46,000.00
Municipal Clerk	
Financial Administration	23,800.00
Assessment of Taxes	55,720.00
Collection of Taxes	69,300.00
Planning, Housing & Development	20,815.00
Human Resources	2,000.00
Elections	
General Administration (other)	346,639.00
JUDICIARY	
Municipal Courts	46,000.00
PUBLIC SAFETY	
Fire Protection	45,000.00
Police Protection	709,500.00
Civil Defense & Disaster Control	2,200.00
Environmental Inspection & Control	47,500.00
Other Public Safety	
PUBLIC WORKS	
Streets and Drainage	335,901.68
Sewers and Sewage Processing	
Garbage and Trash Disposal	373,300.00
Public Buildings and Grounds	45,850.00
Other Public Works	35,470.00
HEALTH and WELFARE	
Health Services Except Environmental	13,740.00
Welfare-Public Assistance	4,011.00
Hospitals, Clinics, First Aid	2,000.00
Animal, Insect, & Rodent Control	29,600.00
Other Welfare Services	
RECREATION and CONSERVATION	
Beaches and Boardwalks	
Parks, Playgrounds, Shade Trees	15,400.00
Land Reclamation & Conservation	
Other Recreational Services	4,000.00
EDUCATION (excluding schools)	
Libraries	3,020.00
Other Educational Services	2,861.00
STATUTORY EXPENDITURES	
Pensions & F I C A.	157,035.00
Employee Fringe Benefits	97,988.00
Other Statutory Expenditures	6,500.00
CETA And Other Public Employment Programs	35,000.00
MUNICIPAL FUNCTIONS TOTAL	2,576,150.68
CAPITAL IMPROVEMENTS *MEMO*	
DEBT SERVICE	
Principal Payments	201,875.00
Interest Payments	11,443.82
DEFERRED CHARGES	55,500.00
SCHOOL, COUNTY, SPECIAL DISTRICT TAXES	4,221,546.17
RESERVE FOR UNCOLLECTED TAXES	676,500.00
EXPENDITURES TOTAL	7,753,015.67

REVENUES-REALIZED		
1980 Property Taxes Collected		4,375,046.38
1980 Payments in Lieu of Taxes		
Delinquent Tax & Lien Collections		423,831.02
Business Personalty Replacement Taxes		32,873.08
Taxes from Public Utilities		1,077,966.00
Other Miscellaneous Tax Revenues		
State Aid Revenues		39,134.42
Federal Aid Revenues		36,340.21
State and Local Fiscal Assistance Act Utilized		242,057.68
Sale of Acquired Property		
Other Miscellaneous Revenues		793,938.53
	Total	7,021,187.32
Prior Years Surplus Appropriated		1,190,500.00
REVENUES	TOTAL	8,211,687.32
Reserve For Uncollected Taxes		676,500.00
CAPITAL OUTLAY	TOTAL	71,261.45
Public Enterprises		
Recreation—Culture		
Public Works		38,641.47
Buildings and Grounds		32,619.98
Library and Education		
Conservation		
All Other		

CAPITAL DEBT AUTHORIZED, DECEMBER 31, 1980

ISSUED AND UNISSUED	GROSS DEBT	NET DEBT
School	4,763,049	
Self-liquidating		
Other	98,349	98,349
Total	4,861,399	98,349
ISSUED AND OUTSTANDING		
School		2,801,049.79
Self-Liquidating		
Other		
Total		2,801,049.79
EQUALIZED VALUATION BASIS FOR NET DEBT COMPUTATION		278,972,883

REAL PROPERTY VALUATIONS

Code	Class	# of Parcels	% VAL'N	ASSESSED VALUATION
1	Vacant Land	6546	21.13	39,128,185.00
2	Residential	6201	69.23	128,217,140.00
3	Farm	21	.11	204,350.00
4a	Commercial	192	9.53	17,642,910.00
4b	Industrial			
4c	Apartments			
Total		12960		185,192,585.00

Land Area 47.05 Sq. Miles

Net Valuation Taxable-Municipal	190,397,064
Net Valuation Taxable-County	297,723,720
State Equalized Valuation	346,573,299
State Equalization Ratio	54.25

1980 PROPERTY TAX		
STATE EQUALIZED TAX RATE →		
Local District School Taxes	.54	1,901,915.27
Regional & Consolidated School Tax	.26	925,397.61
School Taxes in Municipal Budget		
County Taxes	.38	* 1,328,688.67
County Library Taxes	.02	75,554.62
Local Municipal Purpose Taxes	.13	456,000.00
Veteran & Senior Citizen Taxes		134,730.00
Total Taxes for Rate Computation	1.33	4,822,276.17
Special District Taxes		
Bank Corp. Taxes		8,380.17
Added and Omitted Taxes		164,399.15
Total Taxes Levied - ABSTRACT		4,860,325.49
Total Taxes Billed		4,851,945.32
1980 TAXES COLLECTED		4,375,046.38
1980 Taxes Cancelled, Abated or Adjusted		
Transfer to Tax Title Liens or Foreclosed		
Balance Outstanding Dec. 31, 1980		476,898.94
PRIOR YEARS TAXES OUTSTANDING		
Balance January 1, 1980		396,174.34
Collected in 1980		361,929.08
Cancelled, Abated or Adjusted 1980		
Transfers to Tax Title Liens or Foreclosed		
Balance December 31, 1980		34,245.26
TAX TITLE LIENS OUTSTANDING		
Balance January 1, 1980		127,095.60
Transfer From Taxes		
Redeemed in 1980		61,901.94
Cancelled, Abated or Adjusted (1980)		
Transfers to Foreclosed Property		
Balance December 31, 1980		65,193.66
PROPERTY ACQUIRED BY DEED OR FORECLOSURE		
Balance January 1, 1980		158,005.00
Transfers From Taxes or Liens		
Sale for Cash (1980)		
Cancelled, Abated or Adjusted (1980)		
Balance December 31, 1980		158,005.00

CURRENT FINANCES DECEMBER 31, 1980

ASSETS	
Cash Dec. 31, 1980	3,000,375.98
Taxes Receivable	511,144.20
Tax Title Liens	65,193.66
Foreclosed Property	158,005.00
Emergencies & Other Deferred Charges	54,170.00
State and Federal Aid Receivable	
Other Receivables	6,784.00
Total	3,795,672.84
LIABILITIES, RESERVES, AND SURPLUS	
Cash Liabilities	1,629,372.50
Reserves for Receivables	741,126.86
Surplus Dec. 31, 1980	1,425,173.48
Total	3,795,672.84

*Includes County Health Service Taxes or County Vocational School Taxes. See Table 13, pgs. 675, 676.

1919

Popolution 1970 3,050
Popolution 1980 3,638
S & P Roting
Moody Roting

Generol Tox Rote Per $100. 5.00
Stote Equolized Tox Rate 2.64

STANHOPE BOROUGH — SUSSEX COUNTY

Form of Government: Borough Council
Number of Members on Governing Body 6

PER CAPITA		PER CENT:	
Gross Debt	850.39	Gross Debt	5.95
Net Debt	87.15	Net Debt	.61
Debt Service	5.17	Tox Levy Collected	96.22
Totol Tox Levy	467.57	Tox Levy Concelled, Abated or Adjusted	
Municipol Expenditures	217.70		

EXPENDITURES	
GENERAL GOVERNMENT	
Governing Body & Public Boords	
Municipal Clerk	
Financiol Administrotion	16,721.00
Assessment of Toxes	9,078.00
Collection of Toxes	15,609.00
Plonning, Housing & Development	15,475.00
Humon Resources	500.00
Elections	
Generol Administrotion (other)	112,990.00
JUDICIARY	
Municipal Courts	10,404.00
PUBLIC SAFETY	
Fire Protection	15,700.00
Police Protection	165,282.00
Civil Defense & Disoster Control	600.00
Environmentol Inspection & Control	8,521.00
Other Public Sofety	
PUBLIC WORKS	
Streets ond Droinoge	72,500.00
Sewers ond Sewage Processing	
Garboge and Trosh Disposol	40,570.00
Public Buildings ond Grounds	16,200.00
Other Public Works	87,581.00
HEALTH and WELFARE	
Heolth Services Except Environmentol	13,526.00
Welfore-Public Assistonce	2,507.00
Hospitols, Clinics, First Aid	
Animol, Insect, & Rodent Control	3,521.00
Other Welfare Services	
RECREATION ond CONSERVATION	
Beoches and Boardwalks	
Parks, Ploygrounds, Shode Trees	830.00
Lond Reclamation & Conservation	2,565.00
Other Recreotionol Services	8,823.00
EDUCATION (excluding schools)	
Librories	3,536.00
Other Educotional Services	
STATUTORY EXPENDITURES	
Pensions & F. I. C. A.	27,196.80
Employee Fringe Benefits	13,500.00
Other Stotutory Expenditures	2,000.00
CETA And Other Public Employment Programs	
MUNICIPAL FUNCTIONS TOTAL	665,735.80
CAPITAL IMPROVEMENTS *MEMO*	24,313.00
DEBT SERVICE	
Principal Poyments	17,000.00
Interest Poyments	1,821.89
DEFERRED CHARGES	
SCHOOL, COUNTY, SPECIAL DISTRICT TAXES	1,293,621.12
RESERVE FOR UNCOLLECTED TAXES	107,450.06
EXPENDITURES TOTAL	2,085,628.87

REVENUES-REALIZED		
1980 Property Toxes Collected		1,637,096.20
1980 Poyments in Lieu of Toxes		
Delinquent Tax & Lien Collections		57,998.01
Business Personolty Replacement Taxes		40,217.28
Taxes from Public Utilities		66,301.29
Other Miscelloneous Tax Revenues		46,500.00
Stote Aid Revenues		31,156.73
Federol Aid Revenues		
Stote ond Locol Fiscol Assistonce Act Utilized		41,603.00
Sole of Acquired Property		
Other Miscelloneous Revenues		103,439.37
	Total	2,024,311.88
Prior Yeors Surplus Appropriated		248,500.00
REVENUES	TOTAL	2,272,811.88
Reserve For Uncollected Toxes		107,450.06
CAPITAL OUTLAY	TOTAL	613,523.02
Public Enterprises		531,484.46
Recreotion—Culture		
Public Works		81,999.56
Buildings ond Grounds		39.00
Librory ond Educotion		
Conservotion		
All Other		

CAPITAL DEBT AUTHORIZED, DECEMBER 31, 1980

ISSUED AND UNISSUED	GROSS DEBT	NET DEBT
School	899,018	
Self-liquidoting	2,054,685	177,036
Other	140,000	140,000
Total	3,093,703	317,036

ISSUED AND OUTSTANDING	
School	899,018.16
Self-Liquidoting	1,875,352.24
Other	24,000.00
Total	2,798,370.40
EQUALIZED VALUATION BASIS FOR NET DEBT COMPUTATION	52,022,636

REAL PROPERTY VALUATIONS

Code	Closs	# of Parcels	% VAL'N	ASSESSED VALUATION
1	Vocont Lond	405	5.18	1,654,550.00
2	Residentiol	1095	84.42	26,973,000.00
3	Farm			
4o	Commercial	48	6.42	2,050,950.00
4b	Industriol	4	3.78	1,207,000.00
4c	Apartments	2	.20	65,000.00
Total		1554		31,950,500.00

Lond Area 1.70 Sq. Miles

Net Voluation Taxable-Municipal	32,269,644
Net Voluation Taxable-County	56,000,331
State Equolized Voluation	60,648,638
State Equolization Ratio	52.96

1980 PROPERTY TAX		
STATE EQUALIZED TAX RATE		
Locol District School Toxes	.96	587,986.25
Regional & Consolidoted School Tax	.54	329,318.32
School Toxes in Municipal Budget		
County Toxes	.59	* 358,022.55
County Librory Toxes	.03	18,294.00
Locol Municipal Purpose Toxes	.52	318,077.83
Veteron & Senior Citizen Toxes		21,120.00
Total Taxes for Rate Computotion	2.64	1,632,818.95
Speciol District Toxes		
Bonk Corp. Toxes		1,365.67
Added ond Omitted Toxes		87,942.97
Totol Toxes Levied - ABSTRACT		1,701,007.59
Total Toxes Billed		1,701,425.17
1980 TAXES COLLECTED		1,637,096.20
1980 Toxes Concelled, Abated or Adjusted		
Transfer to Tox Title Liens or Foreclosed		4,720.93
Bolonce Outstonding Dec. 31, 1980		59,608.04

PRIOR YEARS TAXES OUTSTANDING	
Bolonce Jonuary 1, 1980	59,128.86
Collected in 1980	51,216.44
Cancelled, Abated or Adjusted 1980	
Transfers to Tox Title Liens or Foreclosed	2,499.70
Bolonce December 31, 1980	5,412.72
TAX TITLE LIENS OUTSTANDING	
Bolonce January 1, 1980	17,413.32
Transfer From Toxes	7,458.30
Redeemed in 1980	6,781.57
Concelled, Aboted or Adjusted (1980)	
Transfers to Foreclosed Property	
Bolonce December 31, 1980	18,090.05
PROPERTY ACQUIRED BY DEED OR FORECLOSURE	
Bolonce Jonuory 1, 1980	10,415.00
Transfers From Toxes or Liens	
Sole for Cosh (1980)	
Concelled, Aboted or Adjusted (1980)	
Bolonce December 31, 1980	10,415.00

CURRENT FINANCES DECEMBER 31, 1980 ASSETS	
Cosh Dec. 31, 1980	465,247.24
Taxes Receivoble	65,020.76
Tox Title Liens	18,090.05
Foreclosed Property	10,415.00
Emergencies & Other Deferred Chorges	2,196.88
State ond Federol Aid Receivoble	48,265.96
Other Receivables	133,968.83
Totol	743,104.72
LIABILITIES, RESERVES, AND SURPLUS	
Cash Liabilities	197,920.36
Reserves for Receivables	227,394.64
Surplus Dec. 31, 1980	317,789.72
Total	743,104.72

*Includes County Health Service Taxes or County Vocational School Taxes. See Table 13, pgs. 675, 676.

1920

Population 1970 2,165
Population 1980 3,887
S & P Rating
Moody Rating

General Tax Rate Per $100. 4.06
State Equalized Tox Rate 2.32

STILLWATER TOWNSHIP — SUSSEX COUNTY

Form of Government:
Township Committee
Number of Members on Governing Body 5

PER CAPITA:		PER CENT:	
Grass Debt	449.42	Grass Debt	2.45
Net Debt	98.46	Net Debt	.54
Debt Service		Tax Levy Collected	88.92
Total Tax Levy	482.32	Tax Levy Cancelled, Abated or Adjusted	
Municipal Expenditures	175.41		

EXPENDITURES	
GENERAL GOVERNMENT	
Governing Body & Public Boards	
Municipal Clerk	
Financial Administration	9,036.49
Assessment of Taxes	10,263.51
Collection of Taxes	33,158.09
Planning, Housing & Development	10,937.84
Human Resources	
Elections	
General Administration (other)	64,669.08
JUDICIARY	
Municipal Courts	11,250.00
PUBLIC SAFETY	
Fire Protection	20,000.00
Police Protection	26,360.25
Civil Defense & Disaster Control	500.00
Environmental Inspection & Control	11,050.00
Other Public Safety	
PUBLIC WORKS	
Streets and Drainage	159,278.58
Sewers and Sewage Processing	
Garbage and Trash Disposal	24,134.16
Public Buildings and Grounds	18,228.00
Other Public Works	
HEALTH and WELFARE	
Health Services Except Environmental	15,154.00
Welfare-Public Assistance	1,925.00
Hospitals, Clinics, First Aid	500.00
Animal, Insect, & Rodent Control	
Other Welfare Services	
RECREATION and CONSERVATION	
Beaches and Boardwalks	
Parks, Playgrounds, Shade Trees	
Land Reclamation & Conservation	448.00
Other Recreational Services	5,000.00
EDUCATION (excluding schools)	
Libraries	
Other Educational Services	59.00
STATUTORY EXPENDITURES	
Pensions & F. I. C. A.	14,021.75
Employee Fringe Benefits	
Other Statutory Expenditures	1,200.00
CETA And Other Public Employment Programs	
MUNICIPAL FUNCTIONS TOTAL	437,173.75
CAPITAL IMPROVEMENTS *MEMO*	24,000.00
DEBT SERVICE	
Principal Payments	
Interest Payments	
DEFERRED CHARGES	641.56
SCHOOL, COUNTY, SPECIAL DISTRICT TAXES	1,734,690.79
RESERVE FOR UNCOLLECTED TAXES	244,000.00
EXPENDITURES TOTAL	2,416,496.10

REVENUES-REALIZED		
1980 Property Taxes Collected		1,666,218.83
1980 Payments in Lieu of Taxes		3,546.45
Delinquent Tax & Lien Collections		169,710.30
Business Personalty Replacement Taxes		21,577.96
Taxes from Public Utilities		115,267.00
Other Miscellaneous Tax Revenues		
State Aid Revenues		16,246.81
Federal Aid Revenues		
State and Local Fiscal Assistance Act Utilized		61,761.00
Sale of Acquired Property		
Other Miscellaneous Revenues		104,556.75
	Total	2,158,885.10
Prior Years Surplus Appropriated		180,000.00
REVENUES	TOTAL	2,338,885.10
Reserve For Uncollected Taxes		244,000.00
CAPITAL OUTLAY	TOTAL	279,678.61
Public Enterprises		
Recreation—Culture		33,481.43
Public Works		246,197.18
Buildings and Grounds		
Library and Education		
Conservation		
All Other		

CAPITAL DEBT AUTHORIZED, DECEMBER 31, 1980

ISSUED AND UNISSUED	GROSS DEBT	NET DEBT
School	1,364,204	
Self-liquidating		
Other	382,700	382,700
Total	1,746,904	382,700
ISSUED AND OUTSTANDING		
School		5,000.00
Self-Liquidating		
Other		
Total		5,000.00
EQUALIZED VALUATION BASIS FOR NET DEBT COMPUTATION		71,391,661

REAL PROPERTY VALUATIONS

Code	Class	# of Parcels	% VAL'N	ASSESSED VALUATION
1	Vacant Land	1181	11.00	5,001,850.00
2	Residential	1404	75.22	34,206,975.00
3	Farm	320	10.13	4,607,850.00
4a	Commercial	34	3.57	1,624,750.00
4b	Industrial			
4c	Apartments	1	.07	33,600.00
Total		2940		45,475,025.00

Land Area 27.35 Sq. Miles

Net Valuation Taxable-Municipal	45,813,622
Net Valuation Taxable-County	72,351,513
State Equalized Valuation	79,909,944
State Equalization Ratio	57.15

1980 PROPERTY TAX		
STATE EQUALIZED TAX RATE		
Local District School Taxes	.75	599,399.54
Regional & Consolidated School Tax	.80	643,159.55
School Taxes in Municipal Budget		
County Taxes	.58	* 468,524.08
County Library Taxes	.03	23,597.62
Local Municipal Purpose Taxes	.15	122,773.89
Veteran & Senior Citizen Taxes		34,390.00
Total Taxes for Rate Computation	2.31	1,891,844.68
Special District Taxes		
Bank Corp. Taxes		1,017.34
Added and Omitted Taxes		16,295.38
Total Taxes Levied - ABSTRACT		1,874,767.40
Total Taxes Billed		1,873,750.06
1980 TAXES COLLECTED		1,666,218.83
1980 Taxes Cancelled, Abated or Adjusted		
Transfer to Tax Title Liens or Foreclosed		
Balance Outstanding Dec. 31, 1980		207,531.23
PRIOR YEARS TAXES OUTSTANDING		
Balance January 1, 1980		172,236.92
Collected in 1980		144,992.37
Cancelled, Abated or Adjusted 1980		
Transfers to Tax Title Liens or Foreclosed		
Balance December 31, 1980		27,244.55
TAX TITLE LIENS OUTSTANDING		
Balance January 1, 1980		62,386.73
Transfer From Taxes		
Redeemed in 1980		24,717.93
Cancelled, Abated or Adjusted (1980)		
Transfers to Foreclosed Property		
Balance December 31, 1980		67,668.80
PROPERTY ACQUIRED BY DEED OR FORECLOSURE		
Balance January 1, 1980		692,150.00
Transfers From Taxes or Liens		
Sale for Cash (1980)		
Cancelled, Abated or Adjusted (1980)		
Balance December 31, 1980		692,150.00

CURRENT FINANCES DECEMBER 31, 1980

ASSETS	
Cash Dec. 31, 1980	416,933.28
Taxes Receivable	234,775.78
Tax Title Liens	67,668.80
Foreclosed Property	692,150.00
Emergencies & Other Deferred Charges	2,615.16
State and Federal Aid Receivable	
Other Receivables	83,408.02
Total	1,497,551.04
LIABILITIES, RESERVES, AND SURPLUS	
Cash Liabilities	232,844.17
Reserves for Receivables	1,078,002.60
Surplus Dec. 31, 1980	186,704.27
Total	1,497,551.04

*Includes County Health Service Taxes or County Vocational School Taxes. See Table 13, pgs. 675, 676.

1023

Population 1970 620
Population 1980 643
S & P Rating
Moody Rating

General Tax Rate Per $100. 4.20
State Equalized Tax Rate 1.92

STOCKTON BOROUGH – HUNTERDON COUNTY

Form of Government:
Borough Council
Number of Members on Governing Body 6

PER CAPITA		PER CENT	
Gross Debt	1,049.42	Gross Debt	5.14
Net Debt	109.57	Net Debt	.54
Debt Service		Tax Levy Collected	88.41
Total Tax Levy	468.85	Tax Levy Cancelled, Abated or Adjusted	.83
Municipal Expenditures	159.86		

EXPENDITURES		REVENUES-REALIZED		1980 PROPERTY TAX		
GENERAL GOVERNMENT				STATE EQUALIZED TAX RATE		
Governing Body & Public Boards	2,200.00			Local District School Taxes	.50	77,619.50
Municipal Clerk	1,400.00	1980 Property Taxes Collected	265,716.33	Regional & Consolidated School Tax	.97	135,105.65
Financial Administration	4,300.00	1980 Payments in Lieu of Taxes		School Taxes in Municipal Budget		
Assessment of Taxes	8,250.00	Delinquent Tax & Lien Collections	42,279.15	County Taxes	.36	55,469.41
Collection of Taxes	2,550.00	Business Personalty Replacement Taxes	5,690.00	County Library Taxes	.02	3,226.10
Planning, Housing & Development	855.00	Taxes from Public Utilities	22,953.00	Local Municipal Purpose Taxes	.19	27,354.94
Human Resources		Other Miscellaneous Tax Revenues		Veteran & Senior Citizen Taxes		7,070.00
Elections	286.00	State Aid Revenues	4,179.68	Total Taxes for Rate Computation	1.93	305,845.59
General Administration (other)	13,451.00	Federal Aid Revenues		Special District Taxes		
JUDICIARY		State and Local Fiscal Assistance Act Utilized	2,827.00	Bank Corp. Taxes		1,023.54
Municipal Courts	4,150.00	Sale of Acquired Property		Added and Omitted Taxes		1,669.84
PUBLIC SAFETY		Other Miscellaneous Revenues	17,060.50	Total Taxes Levied - ABSTRACT		301,469.37
Fire Protection	8,025.00	Total	360,705.66	Total Taxes Billed		300,565.27
Police Protection	1,400.00	Prior Years Surplus Appropriated	35,000.00	1980 TAXES COLLECTED		265,716.33
Civil Defense & Disaster Control	100.00	REVENUES TOTAL	395,705.66	1980 Taxes Cancelled, Abated or Adjusted		81.50
Environmental Inspection & Control	2,400.00	Reserve For Uncollected Taxes	36,453.30	Transfer to Tax Title Liens or Foreclosed		
Other Public Safety		CAPITAL OUTLAY TOTAL	46,745.50	Balance Outstanding Dec. 31, 1980		34,767.04
PUBLIC WORKS				PRIOR YEARS TAXES OUTSTANDING		
Streets and Drainage	20,648.00	Public Enterprises	46,745.50	Balance January 1, 1980		45,800.15
Sewers and Sewage Processing		Recreation—Culture		Collected in 1980		42,279.15
Garbage and Trash Disposal	8,710.00	Public Works		Cancelled, Abated or Adjusted 1980		
Public Buildings and Grounds	2,505.00	Buildings and Grounds		Transfers to Tax Title Liens or Foreclosed		
Other Public Works		Library and Education		Balance December 31, 1980		3,521.00
HEALTH and WELFARE		Conservation		TAX TITLE LIENS OUTSTANDING		
Health Services Except Environmental	225.00	All Other		Balance January 1, 1980		
Welfare-Public Assistance	100.00	CAPITAL DEBT AUTHORIZED, DECEMBER 31, 1980		Transfer From Taxes		
Hospitals, Clinics, First Aid		ISSUED AND UNISSUED — GROSS DEBT — NET DEBT		Redeemed in 1980		
Animal, Insect, & Rodent Control	600.00	School		Cancelled, Abated or Adjusted (1980)		
Other Welfare Services		Self-liquidating 674,780 70,450		Transfers to Foreclosed Property		
RECREATION and CONSERVATION		Other		Balance December 31, 1980		
Beaches and Boardwalks		Total 674,780 70,450		PROPERTY ACQUIRED BY DEED OR FORECLOSURE		
Parks, Playgrounds, Shade Trees	200.00	ISSUED AND OUTSTANDING		Balance January 1, 1980		
Land Reclamation & Conservation		School		Transfers From Taxes or Liens		
Other Recreational Services	2,500.00	Self-Liquidating	591,000.00	Sale for Cash (1980)		
EDUCATION (excluding schools)		Other		Cancelled, Abated or Adjusted (1980)		
Libraries		Total	591,000.00	Balance December 31, 1980		
Other Educational Services		EQUALIZED VALUATION BASIS		CURRENT FINANCES DECEMBER 31, 1980		
STATUTORY EXPENDITURES		FOR NET DEBT COMPUTATION	13,122,190	ASSETS		
Pensions & F. I. C. A.	3,800.00	REAL PROPERTY VALUATIONS		Cash Dec. 31, 1980		95,287.02
Employee Fringe Benefits		Code Class # of Parcels % VAL'N ASSESSED VALUATION		Taxes Receivable		38,288.04
Other Statutory Expenditures	250.00	1 Vacant Land 24 1.46 102,650.00		Tax Title Liens		
CETA And Other Public Employment Programs		2 Residential 195 78.94 5,559,950.00		Foreclosed Property		
MUNICIPAL FUNCTIONS TOTAL	88,905.00	3 Farm 8 4.30 302,500.00		Emergencies & Other Deferred Charges		6,000.00
CAPITAL IMPROVEMENTS *MEMO*		4a Commercial 21 14.69 1,034,500.00		State and Federal Aid Receivable		3,352.26
DEBT SERVICE		4b Industrial 1 .62 43,500.00		Other Receivables		13,151.97
Principal Payments		4c Apartments		Total		156,079.29
Interest Payments		Total 249 7,043,100.00		LIABILITIES, RESERVES, AND SURPLUS		
		Land Area .55 Sq. Miles		Cash Liabilities		45,760.38
DEFERRED CHARGES	2,507.59	Net Valuation Taxable-Municipal	7,116,558	Reserves for Receivables		51,440.01
SCHOOL, COUNTY, SPECIAL DISTRICT TAXES	271,420.65	Net Valuation Taxable-County	13,480,696	Surplus Dec. 31, 1980		58,878.90
RESERVE FOR UNCOLLECTED TAXES	36,453.30	State Equalized Valuation	15,448,049	Total		156,079.29
EXPENDITURES TOTAL	399,286.54	State Equalization Ratio	45.81			

1980/3000

0510

Population 1970 1,115
Population 1980 1,187
S & P Rating BBB
Moody Rating A

General Tax Rate Per $100. 1.44
State Equalized Tax Rate .97

STONE HARBOR BOROUGH — CAPE MAY CO.

Form of Government:
Borough Council
Number of Members on Governing Body 6

PER CAPITA:		PER CENT:	
Gross Debt	2,672.18	Gross Debt	1.43
Net Debt	2,142.62	Net Debt	1.15
Debt Service	156.42	Tax Levy Collected	98.68
Total Tax Levy	2,178.92	Tax Levy Cancelled, Abated or Adjusted	.02
Municipal Expenditures	1,764.06		

EXPENDITURES	
GENERAL GOVERNMENT	
Governing Body & Public Boards	
Municipal Clerk	
Financial Administration	8,650.00
Assessment of Taxes	10,740.00
Collection of Taxes	21,400.00
Planning, Housing & Development	10,740.00
Human Resources	
Elections	70.00
General Administration (other)	269,661.04
JUDICIARY	
Municipal Courts	19,350.00
PUBLIC SAFETY	
Fire Protection	27,900.00
Police Protection	438,550.00
Civil Defense & Disaster Control	1,725.00
Environmental Inspection & Control	10,150.00
Other Public Safety	
PUBLIC WORKS	
Streets and Drainage	79,100.00
Sewers and Sewage Processing	124,550.00
Garbage and Trash Disposal	120,826.00
Public Buildings and Grounds	76,150.00
Other Public Works	230,500.00
HEALTH and WELFARE	
Health Services Except Environmental	5,700.00
Welfare-Public Assistance	800.00
Hospitals, Clinics, First Aid	
Animal, Insect, & Rodent Control	2,100.00
Other Welfare Services	
RECREATION and CONSERVATION	
Beaches and Boardwalks	201,468.37
Parks, Playgrounds, Shade Trees	36,200.00
Land Reclamation & Conservation	
Other Recreational Services	4,658.41
EDUCATION (excluding schools)	
Libraries	
Other Educational Services	
STATUTORY EXPENDITURES	
Pensions & F. I. C. A	105,143.00
Employee Fringe Benefits	40,000.00
Other Statutory Expenditures	6,000.00
CETA And Other Public Employment Programs	
MUNICIPAL FUNCTIONS TOTAL	1,852,171.82
CAPITAL IMPROVEMENTS *MEMO*	55,000.00
DEBT SERVICE	
Principal Payments	70,000.00
Interest Payments	115,672.51
DEFERRED CHARGES	19,100.00
SCHOOL, COUNTY, SPECIAL DISTRICT TAXES	1,438,230.99
RESERVE FOR UNCOLLECTED TAXES	36,994.57
EXPENDITURES TOTAL	3,532,169.89

REVENUES-REALIZED		
1980 Property Taxes Collected		2,549,174.62
1980 Payments in Lieu of Taxes		
Delinquent Tax & Lien Collections		28,321.92
Business Personalty Replacement Taxes		20,603.92
Taxes from Public Utilities		137,830.00
Other Miscellaneous Tax Revenues		
State Aid Revenues		8,291.94
Federal Aid Revenues		
State and Local Fiscal Assistance Act Utilized		34,026.00
Sale of Acquired Property		
Other Miscellaneous Revenues		427,947.61
	Total	3,206,196.01
Prior Years Surplus Appropriated		464,000.00
REVENUES	TOTAL	3,670,196.01
Reserve For Uncollected Taxes		36,994.57
CAPITAL OUTLAY	TOTAL	724,144.76
Public Enterprises		12,726.52
Recreation—Culture		119,995.41
Public Works		544,964.55
Buildings and Grounds		46,458.28
Library and Education		
Conservation		
All Other		

CAPITAL DEBT AUTHORIZED, DECEMBER 31, 1980

ISSUED AND UNISSUED	GROSS DEBT	NET DEBT
School		
Self-liquidating	570,700	
Other	2,601,180	2,543,290
Total	3,171,880	2,543,290
ISSUED AND OUTSTANDING		
School		
Self-Liquidating		485,000.00
Other		2,508,780.00
Total		2,993,780.00
EQUALIZED VALUATION BASIS FOR NET DEBT COMPUTATION		222,043,775

REAL PROPERTY VALUATIONS

Code	Class	# of Parcels	% VAL'N	ASSESSED VALUATION
1	Vacant Land	120	2.93	5,218,260.00
2	Residential	2243	85.86	153,036,080.00
3	Farm			
4a	Commercial	113	11.14	19,862,990.00
4b	Industrial			
4c	Apartments	1	.07	119,000.00
Total		2477		178,236,330.00

Land Area 1.24 Sq. Miles

Net Valuation Taxable-Municipal	178,666,388
Net Valuation Taxable-County	224,142,042
State Equalized Valuation	262,696,582
State Equalization Ratio	67.96

1980 PROPERTY TAX		
STATE EQUALIZED TAX RATE →	.15	
Local District School Taxes		392,119.00
Regional & Consolidated School Tax		
School Taxes in Municipal Budget		
County Taxes	.38	990,054.19
County Library Taxes	.02	56,057.80
Local Municipal Purpose Taxes	.43	1,133,185.41
Veteran & Senior Citizen Taxes		17,310.00
Total Taxes for Rate Computation	.98	2,588,726.40
Special District Taxes		
Bank Corp. Taxes		5,191.20
Added and Omitted Taxes		6,776.28
Total Taxes Levied - ABSTRACT		2,586,383.88
Total Taxes Billed		2,583,388.01
1980 TAXES COLLECTED		2,549,174.62
1980 Taxes Cancelled, Abated or Adjusted		402.89
Transfer to Tax Title Liens or Foreclosed		
Balance Outstanding Dec. 31, 1980		33,810.50
PRIOR YEARS TAXES OUTSTANDING		
Balance January 1, 1980		28,653.80
Collected in 1980		28,321.92
Cancelled, Abated or Adjusted 1980		331.88
Transfers to Tax Title Liens or Foreclosed		
Balance December 31, 1980		
TAX TITLE LIENS OUTSTANDING		
Balance January 1, 1980		
Transfer From Taxes		
Redeemed in 1980		
Cancelled, Abated or Adjusted (1980)		
Transfers to Foreclosed Property		
Balance December 31, 1980		
PROPERTY ACQUIRED BY DEED OR FORECLOSURE		
Balance January 1, 1980		121,521.00
Transfers From Taxes or Liens		
Sale for Cash (1980)		
Cancelled, Abated or Adjusted (1980)		
Balance December 31, 1980		121,521.00

CURRENT FINANCES DECEMBER 31, 1980	
ASSETS	
Cash Dec. 31, 1980	448,211.00
Taxes Receivable	33,810.50
Tax Title Liens	
Foreclosed Property	121,521.00
Emergencies & Other Deferred Charges	
State and Federal Aid Receivable	593.59
Other Receivables	709.20
Total	605,234.69
LIABILITIES, RESERVES, AND SURPLUS	
Cash Liabilities	254,193.70
Reserves for Receivables	156,039.70
Surplus Dec. 31, 1980	195,001.29
Total	605,234.69

1980 3000

0612

Papulation 1970 1,050
Population 1980 1,365
S & P Rating
Maady Rating

General Tax Rate Per $100. 2.29
State Equalized Tax Rate 2.36

STOW CREEK TOWNSHIP — CUMBERLAND CO.

Form of Government:
Township Committee
Number of Members on Governing Body 3

PER CAPITA		PER CENT	
Gross Debt	403.83	Gross Debt	3.53
Net Debt		Net Debt	
Debt Service		Tax Levy Collected	92.89
Total Tax Levy	310.50	Tax Levy Cancelled, Abated or Adjusted	.11
Municipal Expenditures	165.29		

EXPENDITURES	
GENERAL GOVERNMENT	
Governing Body & Public Boards	
Municipal Clerk	
Financial Administration	6,200.00
Assessment of Taxes	5,050.00
Collection of Taxes	4,750.00
Planning, Housing & Development	5,800.00
Human Resources	
Elections	
General Administration (other)	23,400.00
JUDICIARY	
Municipal Courts	3,700.00
PUBLIC SAFETY	
Fire Protection	13,550.00
Police Protection	2,750.00
Civil Defense & Disaster Control	650.00
Environmental Inspection & Control	4,500.00
Other Public Safety	
PUBLIC WORKS	
Streets and Drainage	68,246.90
Sewers and Sewage Processing	
Garbage and Trash Disposal	5,500.00
Public Buildings and Grounds	15,000.00
Other Public Works	
HEALTH and WELFARE	
Health Services Except Environmental	100.00
Welfare-Public Assistance	750.00
Hospitals, Clinics, First Aid	200.00
Animal, Insect, & Rodent Control	1,400.00
Other Welfare Services	
RECREATION and CONSERVATION	
Beaches and Boardwalks	
Parks, Playgrounds, Shade Trees	
Land Reclamation & Conservation	
Other Recreational Services	5,000.00
EDUCATION (excluding schools)	
Libraries	
Other Educational Services	
STATUTORY EXPENDITURES	
Pensions & F. I. C. A.	4,500.00
Employee Fringe Benefits	
Other Statutary Expenditures	1,000.00
CETA And Other Public Employment Programs	
MUNICIPAL FUNCTIONS TOTAL	172,046.90
CAPITAL IMPROVEMENTS *MEMO*	10,000.00
DEBT SERVICE	
Principal Payments	
Interest Payments	
DEFERRED CHARGES	14,115.30
SCHOOL, COUNTY, SPECIAL DISTRICT TAXES	418,554.38
RESERVE FOR UNCOLLECTED TAXES	39,455.71
EXPENDITURES TOTAL	644,172.29

REVENUES-REALIZED		
1980 Property Taxes Collected		393,837.69
1980 Payments in Lieu of Taxes		
Delinquent Tax & Lien Collections		24,920.75
Business Personalty Replacement Taxes		20,759.60
Taxes from Public Utilities		61,091.00
Other Miscellaneous Tax Revenues		
State Aid Revenues		7,685.21
Federal Aid Revenues		
State and Local Fiscal Assistance Act Utilized		20,000.00
Sale of Acquired Property		
Other Miscellaneous Revenues		66,219.27
	Total	594,513.52
Prior Years Surplus Appropriated		59,137.18
REVENUES	TOTAL	653,650.70
Reserve For Uncollected Taxes		39,455.71

CAPITAL OUTLAY	TOTAL
Public Enterprises	
Recreation—Culture	
Public Works	
Buildings and Grounds	
Library and Education	
Conservation	
All Other	

CAPITAL DEBT AUTHORIZED, DECEMBER 31, 1980

ISSUED AND UNISSUED	GROSS DEBT	NET DEBT
Schaal	551,229	
Self-liquidating		
Other		
Total	551,229	

ISSUED AND OUTSTANDING		
School		551,229.48
Self-Liquidating		
Other		
	Total	551,229.48
EQUALIZED VALUATION BASIS FOR NET DEBT COMPUTATION		15,617,715

REAL PROPERTY VALUATIONS

Code	Class	# of Parcels	% VAL'N	ASSESSED VALUATION
1	Vacant Land	67	1.82	322,100.00
2	Residential	281	51.96	9,196,400.00
3	Farm	457	41.21	7,292,400.00
4a	Commercial	14	5.01	886,500.00
4b	Industrial			
4c	Apartments			
Total		819		17,697,400.00

Land Area 18.90 Sq. Miles

Net Valuation Taxable-Municipal	18,284,389
Net Valuation Taxable-County	17,409,383
State Equalized Valuation	17,728,988
State Equalization Ratio	103.24

1980 PROPERTY TAX			
STATE EQUALIZED TAX RATE			
Local District School Taxes	.73		130,171.10
Regional & Consolidated School Tax	.63		112,212.68
School Taxes in Municipal Budget			
County Taxes	.99	*	176,170.60
County Library Taxes			
Local Municipal Purpose Taxes			
Veteran & Senior Citizen Taxes			309,600.00
Total Taxes for Rate Computation	2.35		728,154.38
Special District Taxes			
Bank Corp. Taxes			
Added and Omitted Taxes			5,279.83
Total Taxes Levied - ABSTRACT			423,834.21
Total Taxes Billed			423,834.21
1980 TAXES COLLECTED			393,837.69
1980 Taxes Cancelled, Abated or Adjusted			490.40
Transfer to Tax Title Liens or Foreclosed			
Balance Outstanding Dec. 31, 1980			29,674.17

PRIOR YEARS TAXES OUTSTANDING	
Balance January 1, 1980	27,486.77
Collected in 1980	24,920.75
Cancelled, Abated or Adjusted 1980	160.00
Transfers to Tax Title Liens or Foreclosed	
Balance December 31, 1980	2,406.02
TAX TITLE LIENS OUTSTANDING	
Balance January 1, 1980	
Transfer From Taxes	
Redeemed in 1980	
Cancelled, Abated or Adjusted (1980)	
Transfers to Foreclosed Property	
Balance December 31, 1980	
PROPERTY ACQUIRED BY DEED OR FORECLOSURE	
Balance January 1, 1980	
Transfers From Taxes or Liens	
Sale for Cash (1980)	
Cancelled, Abated or Adjusted (1980)	
Balance December 31, 1980	

CURRENT FINANCES DECEMBER 31, 1980	
ASSETS	
Cash Dec. 31, 1980	573,669.91
Taxes Receivable	32,080.19
Tax Title Liens	
Foreclosed Property	
Emergencies & Other Deferred Charges	54,715.90
State and Federal Aid Receivable	
Other Receivables	4,548.98
Total	665,014.98
LIABILITIES, RESERVES, AND SURPLUS	
Cash Liabilities	235,106.48
Reserves for Receivables	36,629.17
Surplus Dec. 31, 1980	393,279.33
Total	665,014.98

1980/3000

*Includes County Health Service Taxes or County Vocational School Taxes. See Table 13, pgs. 675, 676.

0432

Population 1970 9,840
Population 1980 8,005
S & P Rating
Moody Rating

General Tax Rate Per $100. 3.08
State Equalized Tax Rate 2.76

STRATFORD BOROUGH — CAMDEN COUNTY

Form of Government:
Borough Council
Number of Members on Governing Body 6

PER CAPITA:		PER CENT:	
Gross Debt	125.15	Gross Debt	.98
Net Debt	51.23	Net Debt	.40
Debt Service	3.09	Tax Levy Collected	96.21
Total Tax Levy	391.77	Tax Levy Cancelled, Abated ar Adjusted	1.00
Municipal Expenditures	134.62		

EXPENDITURES		REVENUES-REALIZED		1980 PROPERTY TAX		
GENERAL GOVERNMENT				STATE EQUALIZED TAX RATE →		
Governing Body & Public Baards				Local District School Taxes	.95	1,066,803.50
Municipal Clerk		1980 Praperty Taxes Collected	3,012,701.08	Regional & Consolidated School Tax	.60	670,587.71
Financial Administratian	9,647.44	1980 Payments in Lieu af Taxes		School Taxes in Municipal Budget		
Assessment of Taxes	7,226.36	Delinquent Tax & Lien Collections	80,536.47	County Taxes	1.05	* 1,178,762.53
Collectian af Taxes	7,513.08	Business Personalty Replacement Taxes	59,597.72	County Library Taxes		
Planning, Housing & Development	2,821.26	Taxes from Public Utilities	307,744.00	Local Municipal Purpose Taxes	.16	175,910.91
Human Resaurces	1,500.00	Other Miscellaneaus Tax Revenues		Veteran & Senior Citizen Taxes		68,000.00
Elections	4,107.64	State Aid Revenues	73,124.21	Totol Taxes for Rote Computotion	2.76	3,160,064.65
General Administration (ather)	129,973.71	Federal Aid Revenues	37,157.71	Special District Taxes		
JUDICIARY		State and Local Fiscal Assistance Act Utilized	75,999.09	Bank Carp. Taxes		4,788.65
Municipal Courts	18,398.93	Sale of Acquired Praperty		Added and Omitted Taxes		39,278.81
PUBLIC SAFETY		Other Miscellaneous Revenues	117,818.74	Total Taxes Levied - ABSTRACT		3,136,132.11
Fire Protection	33,352.83	Total	3,764,679.02	Total Taxes Billed		3,131,399.22
Police Protectian	284,991.61	Prior Years Surplus Appropriated	332,000.00	1980 TAXES COLLECTED		3,012,701.08
Civil Defense & Disaster Control	25.00	REVENUES TOTAL	4,096,679.02	1980 Taxes Cancelled, Abated ar Adjusted		31,399.73
Environmental Inspection & Cantral	6,726.35	Reserve For Uncollected Taxes	163,140.55	Transfer to Tax Title Liens or Fareclased		13,818.97
Other Public Safety		CAPITAL OUTLAY TOTAL	184,841.41	Balance Outstanding Dec. 31, 1980		73,479.44
PUBLIC WORKS				PRIOR YEARS TAXES OUTSTANDING		
Streets and Drainage	93,291.71	Public Enterprises		Bolonce January 1, 1980		104,777.61
Sewers and Sewage Processing		Recreatian—Culture		Collected in 1980		65,781.12
Garbage and Trash Dispasal	71,820.00	Public Works	3,699.13	Cancelled, Abated ar Adjusted 1980		
Public Buildings and Graunds	9,529.88	Buildings and Grounds	79,884.01	Transfers to Tax Title Liens or Foreclosed		38,996.49
Other Public Works		Library and Educatian	101,258.27	Balance December 31, 1980		
HEALTH and WELFARE		Conservation		TAX TITLE LIENS OUTSTANDING		
Health Services Except Environmental	1,953.09	All Other		Balonce January 1, 1980		4,198.01
Welfare-Public Assistance	4,850.00	CAPITAL DEBT AUTHORIZED, DECEMBER 31, 1980		Transfer From Taxes		52,815.46
Hospitals, Clinics, First Aid		ISSUED AND UNISSUED — GROSS DEBT — NET DEBT		Redeemed in 1980		14,755.35
Animal, Insect, & Rodent Cantral		Schaal 591,759		Cancelled, Abated or Adjusted (1980)		
Other Welfare Services		Self-liquidating		Transfers to Foreclosed Property		
RECREATION and CONSERVATION		Other 410,094 410,094		Balance December 31, 1980		42,258.12
Beaches and Baardwalks		Total 1,001,853 410,094		PROPERTY ACQUIRED BY DEED OR FORECLOSURE		
Parks, Playgraunds, Shade Trees	15,930.90			Balance January 1, 1980		15,188.00
Land Reclamation & Conservation	15.00	ISSUED AND OUTSTANDING		Transfers From Taxes or Liens		
Other Recreational Services	2,557.67	School	331,253.40	Sale for Cash (1980)		
EDUCATION (excluding schools)		Self-Liquidating		Cancelled, Abated or Adjusted (1980)		
Libraries	33,157.86	Other	403,200.00	Balance December 31, 1980		15,188.00
Other Educatianal Services		Total	734,453.40	CURRENT FINANCES DECEMBER 31, 1980		
STATUTORY EXPENDITURES		EQUALIZED VALUATION BASIS		ASSETS		
Pensions & F. I. C. A.	53,029.31	FOR NET DEBT COMPUTATION	102,225,701	Cash Dec. 31, 1980		469,242.77
Employee Fringe Benefits	21,680.15	REAL PROPERTY VALUATIONS		Taxes Receivable		73,479.44
Other Statutary Expenditures	2,200.00	Code Class # of Parcels % VAL'N — ASSESSED VALUATION		Tax Title Liens		42,258.12
CETA And Other Public Employment Programs	31,355.95	1 Vacant Land 58 1.53	1,515,900.00	Foreclosed Property		15,188.00
MUNICIPAL FUNCTIONS TOTAL	847,465.73	2 Residential 2089 73.41	72,845,200.00	Emergencies & Other Deferred Charges		13,674.09
CAPITAL IMPROVEMENTS *MEMO*		3 Farm		State and Federal Aid Receivable		587.09
DEBT SERVICE		4a Commercial 104 20.25	20,097,500.00	Other Receivables		1,316.80
Principal Payments		4b Industrial		Total		615,746.31
Interest Payments	24,756.40	4c Apartments 11 4.81	4,769,700.00	LIABILITIES, RESERVES, AND SURPLUS		
		Total 2262	99,228,700.00	Cash Liabilities		253,174.44
DEFERRED CHARGES	42,234.76	Land Area 1.59 Sq. Miles		Reserves for Receivables		132,242.36
SCHOOL, COUNTY, SPECIAL DISTRICT TAXES	2,916,153.74	Net Valuation Taxable-Municipal	100,524,066	Surplus Dec. 31, 1980		230,329.51
RESERVE FOR UNCOLLECTED TAXES	163,140.55	Net Valuation Taxable-Caunty	102,647,291	Total		615,746.31
EXPENDITURES TOTAL	3,993,751.18	State Equalized Valuatian	111,955,230			
		State Equalization Ratia	99.67			

*Includes County Health Service Taxes or County Vocational School Taxes. See Table 13, pgs. 675, 676.

2018

Population 1970 23,650
Population 1980 21,071
S & P Rating AA
Moody Rating AA

General Tax Rate Per $100. 4.29
State Equalized Tax Rate 1.95

SUMMIT CITY – UNION COUNTY

Form of Government:
City Charter Act (P.L. 1899 c.52)
Number of Members on Governing Body 7

PER CAPITA		PER CENT	
Gross Debt	479.42	Gross Debt	1.42
Net Debt	392.10	Net Debt	1.15
Debt Service	46.71	Tax Levy Collected	97.03
Total Tax Levy	770.95	Tax Levy Cancelled, Abated or Adjusted	.03
Municipal Expenditures	475.60		

EXPENDITURES	
GENERAL GOVERNMENT	
Governing Body & Public Boards	
Municipal Clerk	
Financial Administration	78,561.00
Assessment of Taxes	238,429.00
Collection of Taxes	37,493.00
Planning, Housing & Development	38,209.00
Human Resources	29,292.00
Elections	
General Administration (other)	885,232.00
JUDICIARY	
Municipal Courts	73,855.70
PUBLIC SAFETY	
Fire Protection	892,570.00
Police Protection	1,354,327.00
Civil Defense & Disaster Control	6,540.00
Environmental Inspection & Control	72,278.00
Other Public Safety	
PUBLIC WORKS	
Streets and Drainage	423,971.00
Sewers and Sewage Processing	797,781.50
Garbage and Trash Disposal	479,588.00
Public Buildings and Grounds	305,851.00
Other Public Works	
HEALTH and WELFARE	
Health Services Except Environmental	155,070.00
Welfare-Public Assistance	27,882.00
Hospitals, Clinics, First Aid	
Animal, Insect, & Rodent Control	12,562.00
Other Welfare Services	
RECREATION and CONSERVATION	
Beaches and Boardwalks	
Parks, Playgrounds, Shade Trees	226,921.85
Land Reclamation & Conservation	
Other Recreational Services	367,350.00
EDUCATION (excluding schools)	
Libraries	329,826.00
Other Educational Services	
STATUTORY EXPENDITURES	
Pensions & F. I. C. A.	753,199.45
Employee Fringe Benefits	
Other Statutory Expenditures	18,600.00
CETA And Other Public Employment Programs	10,042.00
MUNICIPAL FUNCTIONS TOTAL	7,615,291.50
CAPITAL IMPROVEMENTS *MEMO*	91,600.00
DEBT SERVICE	
Principal Payments	590,000.00
Interest Payments	394,140.19
TYPE I SCHL DEBT *MEMO	420,543.75
DEFERRED CHARGES	6,490.00
SCHOOL, COUNTY, SPECIAL DISTRICT TAXES	12,580,773.30
RESERVE FOR UNCOLLECTED TAXES	1,415,391.64
EXPENDITURES TOTAL	22,602,066.63

REVENUES-REALIZED		
1980 Property Taxes Collected		15,716,737.62
1980 Payments in Lieu of Taxes		
Delinquent Tax & Lien Collections		477,400.41
Business Personalty Replacement Taxes		429,229.96
Taxes from Public Utilities		1,546,825.00
Other Miscellaneous Tax Revenues		
State Aid Revenues		191,554.98
Federal Aid Revenues		9,708.95
State and Local Fiscal Assistance Act Utilized		120,646.33
Sale of Acquired Property		
Other Miscellaneous Revenues		2,290,607.63
	Total	20,783,110.88
Prior Years Surplus Appropriated		2,050,000.00
REVENUES	TOTAL	22,833,110.88
Reserve For Uncollected Taxes		1,415,391.64
CAPITAL OUTLAY	TOTAL	1,948,560.47
Public Enterprises		
Recreation—Culture		
Public Works		294,984.32
Buildings and Grounds		1,653,576.15
Library and Education		
Conservation		
All Other		

CAPITAL DEBT AUTHORIZED, DECEMBER 31, 1980

ISSUED AND UNISSUED	GROSS DEBT	NET DEBT
School	1,840,000	
Self-liquidating		
Other	8,261,951	8,261,951
Total	10,101,951	8,261,951

ISSUED AND OUTSTANDING	
School	1,840,000.00
Self-Liquidating	
Other	6,427,600.00
Total	8,267,600.00
EQUALIZED VALUATION BASIS FOR NET DEBT COMPUTATION	712,481,526

REAL PROPERTY VALUATIONS

Code	Class	# of Parcels	% VAL'N	ASSESSED VALUATION
1	Vacant Land	252	1.38	5,119,200.00
2	Residential	5413	68.67	255,600,400.00
3	Farm			
4a	Commercial	302	12.32	45,865,900.00
4b	Industrial	18	11.40	42,431,400.00
4c	Apartments	112	6.24	23,214,800.00
Total		6097		372,231,700.00

Land Area	6.00 Sq. Miles
Net Valuation Taxable-Municipal	376,403,928
Net Valuation Taxable-County	739,748,637
State Equalized Valuation	822,623,722
State Equalization Ratio	45.52

1980 PROPERTY TAX		
STATE EQUALIZED TAX RATE		
Local District School Taxes	1.03	8,502,900.00
Regional & Consolidated School Tax		
School Taxes in Municipal Budget	.05	420,543.75
County Taxes	.44	3,457,329.55
County Library Taxes		
Local Municipal Purpose Taxes	.43	3,535,611.22
Veteran & Senior Citizen Taxes		118,670.00
Total Taxes for Rate Computation	1.95	16,235,054.52
Special District Taxes		
Bank Corp. Taxes		60,854.18
Added and Omitted Taxes		67,451.79
Total Taxes Levied - ABSTRACT		16,244,660.49
Total Taxes Billed		16,198,449.20
1980 TAXES COLLECTED		15,716,737.62
1980 Taxes Cancelled, Abated or Adjusted		4,650.36
Transfer to Tax Title Liens or Foreclosed		2,900.04
Balance Outstanding Dec. 31, 1980		481,711.69

PRIOR YEARS TAXES OUTSTANDING	
Balance January 1, 1980	481,266.05
Collected in 1980	477,400.41
Cancelled, Abated or Adjusted 1980	2,179.63
Transfers to Tax Title Liens or Foreclosed	678.66
Balance December 31, 1980	8.25
TAX TITLE LIENS OUTSTANDING	
Balance January 1, 1980	4,437.38
Transfer From Taxes	3,705.33
Redeemed in 1980	
Cancelled, Abated or Adjusted (1980)	
Transfers to Foreclosed Property	
Balance December 31, 1980	8,142.71
PROPERTY ACQUIRED BY DEED OR FORECLOSURE	
Balance January 1, 1980	6,900.00
Transfers From Taxes or Liens	
Sale for Cash (1980)	1,700.00
Cancelled, Abated or Adjusted (1980)	
Balance December 31, 1980	5,200.00

CURRENT FINANCES DECEMBER 31, 1980	
ASSETS	
Cash Dec. 31, 1980	3,935,071.69
Taxes Receivable	481,720.93
Tax Title Liens	8,142.71
Foreclosed Property	5,200.00
Emergencies & Other Deferred Charges	127,960.00
State and Federal Aid Receivable	
Other Receivables	30,828.36
Total	4,598,923.69
LIABILITIES, RESERVES, AND SURPLUS	
Cash Liabilities	1,067,326.93
Reserves for Receivables	525,958.00
Surplus Dec. 31, 1980	3,005,638.86
Total	4,598,923.69

1980-3000

* ABOVE DEBT SERVICE INCLUDES TYPE I SCHOOL DEBT

1531

Population 1970 1,130
Population 1980 1,571
S & P Rating
Moody Rating

General Tax Rate Per $100. 1.62
State Equalized Tax Rate 1.15

SURF CITY BOROUGH — OCEAN COUNTY

Form of Government:
Borough Council
Number of Members on Governing Body 6

PER CAPITA:		PER CENT:	
Gross Debt	521.71	Gross Debt	.65
Net Debt	35.65	Net Debt	.04
Debt Service		Tax Levy Collected	95.53
Total Tax Levy	1,088.05	Tax Levy Cancelled, Abated or Adjusted	
Municipal Expenditures	677.22		

EXPENDITURES	
GENERAL GOVERNMENT	
Governing Body & Public Boards	1,000.00
Municipal Clerk	
Financial Administration	15,434.00
Assessment of Taxes	10,950.00
Collection of Taxes	20,149.00
Planning, Housing & Development	8,756.00
Human Resources	
Elections	
General Administration (other)	145,853.00
JUDICIARY	
Municipal Courts	13,274.00
PUBLIC SAFETY	
Fire Protection	22,250.00
Police Protection	212,855.00
Civil Defense & Disaster Control	1,435.00
Environmental Inspection & Control	13,430.00
Other Public Safety	
PUBLIC WORKS	
Streets and Drainage	121,793.00
Sewers and Sewage Processing	
Garbage and Trash Disposal	67,259.00
Public Buildings and Grounds	30,349.00
Other Public Works	23,486.00
HEALTH and WELFARE	
Health Services Except Environmental	1,730.00
Welfare-Public Assistance	3,100.00
Hospitals, Clinics, First Aid	4,200.00
Animal, Insect, & Rodent Control	2,500.00
Other Welfare Services	
RECREATION and CONSERVATION	
Beaches and Boardwalks	108,328.00
Parks, Playgrounds, Shade Trees	4,890.00
Land Reclamation & Conservation	
Other Recreational Services	
EDUCATION (excluding schools)	
Libraries	200.00
Other Educational Services	
STATUTORY EXPENDITURES	
Pensions & F I C A	61,545.00
Employee Fringe Benefits	34,500.00
Other Statutory Expenditures	3,999.81
CETA And Other Public Employment Programs	
MUNICIPAL FUNCTIONS TOTAL	933,305.81
CAPITAL IMPROVEMENTS *MEMO*	
DEBT SERVICE	
Principal Payments	
Interest Payments	
DEFERRED CHARGES	3,500.00
SCHOOL, COUNTY, SPECIAL DISTRICT TAXES	1,311,266.30
RESERVE FOR UNCOLLECTED TAXES	127,100.00
EXPENDITURES TOTAL	2,375,172.11

REVENUES-REALIZED	
1980 Property Taxes Collected	1,630,054.66
1980 Payments in Lieu of Taxes	
Delinquent Tax & Lien Collections	66,873.10
Business Personalty Replacement Taxes	10,951.68
Taxes from Public Utilities	112,922.00
Other Miscellaneous Tax Revenues	
State Aid Revenues	8,494.18
Federal Aid Revenues	
State and Local Fiscal Assistance Act Utilized	51,190.00
Sale of Acquired Property	
Other Miscellaneous Revenues	325,037.90
Total	2,205,523.52
Prior Years Surplus Appropriated	395,000.00
REVENUES TOTAL	2,600,523.52
Reserve For Uncollected Taxes	127,100.00
CAPITAL OUTLAY TOTAL	173,043.20
Public Enterprises	156,225.20
Recreation—Culture	
Public Works	15,318.00
Buildings and Grounds	1,500.00
Library and Education	
Conservation	
All Other	

CAPITAL DEBT AUTHORIZED, DECEMBER 31, 1980

ISSUED AND UNISSUED	GROSS DEBT	NET DEBT
School	313,109	
Self-liquidating	450,500	
Other	56,000	56,000
Total	819,609	56,000

ISSUED AND OUTSTANDING	
School	313,109.22
Self-Liquidating	290,000.00
Other	
Total	603,109.22
EQUALIZED VALUATION BASIS FOR NET DEBT COMPUTATION	125,501,817

REAL PROPERTY VALUATIONS

Code	Class	# of Parcels	% VAL'N	ASSESSED VALUATION
1	Vacant Land	169	4.45	4,590,600.00
2	Residential	1872	87.46	90,279,300.00
3	Farm			
4a	Commercial	76	7.71	7,959,400.00
4b	Industrial			
4c	Apartments	2	.38	396,300.00
Total		2119		103,225,600.00

Land Area .65 Sq. Miles	
Net Valuation Taxable-Municipal	105,104,647
Net Valuation Taxable-County	127,747,393
State Equalized Valuation	146,089,162
State Equalization Ratio	71.58

1980 PROPERTY TAX		
STATE EQUALIZED TAX RATE		
Local District School Taxes	.13	192,033.19
Regional & Consolidated School Tax	.35	517,999.41
School Taxes in Municipal Budget		
County Taxes	.39	* 572,675.89
County Library Taxes	.02	32,557.81
Local Municipal Purpose Taxes	.26	383,600.00
Veteran & Senior Citizen Taxes		25,530.00
Total Taxes for Rate Computation	1.15	1,720,396.30
Special District Taxes		
Bank Corp. Taxes		3,051.16
Added and Omitted Taxes		11,408.55
Total Taxes Levied - ABSTRACT		1,709,326.01
Total Taxes Billed		1,706,274.85
1980 TAXES COLLECTED		1,630,054.66
1980 Taxes Cancelled, Abated or Adjusted		
Transfer to Tax Title Liens or Foreclosed		
Balance Outstanding Dec. 31, 1980		76,220.19

PRIOR YEARS TAXES OUTSTANDING	
Balance January 1, 1980	65,474.95
Collected in 1980	65,474.95
Cancelled, Abated or Adjusted 1980	
Transfers to Tax Title Liens or Foreclosed	
Balance December 31, 1980	
TAX TITLE LIENS OUTSTANDING	
Balance January 1, 1980	1,398.15
Transfer From Taxes	
Redeemed in 1980	1,398.15
Cancelled, Abated or Adjusted (1980)	
Transfers to Foreclosed Property	
Balance December 31, 1980	
PROPERTY ACQUIRED BY DEED OR FORECLOSURE	
Balance January 1, 1980	4,725.00
Transfers From Taxes or Liens	
Sale for Cash (1980)	
Cancelled Abated or Adjusted (1980)	
Balance December 31, 1980	4,725.00

CURRENT FINANCES DECEMBER 31, 1980	
ASSETS	
Cash Dec. 31, 1980	1,338,014.53
Taxes Receivable	76,220.19
Tax Title Liens	
Foreclosed Property	4,725.00
Emergencies & Other Deferred Charges	4,800.00
State and Federal Aid Receivable	
Other Receivables	66,051.11
Total	1,489,810.83
LIABILITIES, RESERVES, AND SURPLUS	
Cash Liabilities	697,442.20
Reserves for Receivables	146,996.30
Surplus Dec. 31, 1980	645,372.33
Total	1,489,810.83

1980 3000

*Includes County Health Service Taxes or County Vocational School Taxes. See Table 13, pgs. 675, 676

1921

Popultion 1970 2,040
Popultion 1980 2,418
S & P Rating
Moody Roting

General Tax Rate Per $100. 3.11
State Equalized Tax Rate 2.47

SUSSEX BOROUGH — SUSSEX COUNTY

Form of Government:
Borough Council
Number of Members on Governing Body 6

PER CAPITA:		PER CENT	
Gross Debt	331.31	Gross Debt	3.16
Net Debt	9.93	Net Debt	.09
Debt Service		Tax Levy Collected	92.65
Total Tax Levy	343.24	Tax Levy Concelled, Abated or Adjusted	
Municipal Expenditures	156.31		

EXPENDITURES	
GENERAL GOVERNMENT	
Governing Body & Public Boards	
Municipal Clerk	
Financial Administration	6,910.00
Assessment of Taxes	4,050.00
Collection of Taxes	4,060.00
Planning, Housing & Development	4,550.00
Human Resources	1,000.00
Elections	
General Administration (other)	51,442.78
JUDICIARY	
Municipal Courts	9,650.00
PUBLIC SAFETY	
Fire Protection	14,166.11
Police Protection	87,371.13
Civil Defense & Disaster Control	
Environmental Inspection & Control	2,000.00
Other Public Safety	
PUBLIC WORKS	
Streets and Drainage	62,616.36
Sewers and Sewage Processing	
Garbage and Trash Disposal	2,777.86
Public Buildings and Grounds	11,700.00
Other Public Works	
HEALTH and WELFARE	
Health Services Except Environmentol	10,030.00
Welfore-Public Assistance	2,600.00
Hospitals, Clinics, First Aid	
Animal, Insect, & Rodent Control	
Other Welfare Services	
RECREATION and CONSERVATION	
Beoches and Boardwalks	
Parks, Playgrounds, Shode Trees	
Land Reclamation & Conservation	
Other Recreational Services	5,500.00
EDUCATION (excluding schools)	
Libraries	1,500.00
Other Educotional Services	
STATUTORY EXPENDITURES	
Pensions & F. I. C. A.	16,000.00
Employee Fringe Benefits	6,500.00
Other Statutory Expenditures	900.00
CETA And Other Public Employment Programs	
MUNICIPAL FUNCTIONS TOTAL	305,324.24
CAPITAL IMPROVEMENTS *MEMO*	
DEBT SERVICE	
Principal Payments	
Interest Payments	
DEFERRED CHARGES	1,637.45
SCHOOL, COUNTY, SPECIAL DISTRICT TAXES	736,477.44
RESERVE FOR UNCOLLECTED TAXES	71,000.00
EXPENDITURES TOTAL	1,114,439.13

REVENUES-REALIZED	
1980 Property Taxes Collected	764,133.18
1980 Payments in Lieu of Taxes	
Delinquent Tax & Lien Collections	48,943.23
Business Personalty Replacement Taxes	38,013.20
Taxes from Public Utilities	73,303.00
Other Miscelloneous Tax Revenues	
Stote Aid Revenues	39,734.09
Federal Aid Revenues	
State and Local Fiscal Assistonce Act Utilized	15,461.00
Sale of Acquired Property	12,500.00
Other Miscellaneous Revenues	40,407.60
Total	1,032,495.30
Prior Years Surplus Appropriated	96,157.90
REVENUES TOTAL	1,128,653.20
Reserve For Uncollected Taxes	71,000.00
CAPITAL OUTLAY TOTAL	26,673.23
Public Enterprises	10,597.00
Recreation—Culture	
Public Works	11,076.23
Buildings and Grounds	5,000.00
Library and Education	
Conservation	
All Other	

CAPITAL DEBT AUTHORIZED, DECEMBER 31, 1980

ISSUED AND UNISSUED	GROSS DEBT	NET DEBT
School	512,343	
Self-liquidating	265,000	
Other	23,768	23,768
Totol	801,111	23,768

ISSUED AND OUTSTANDING	
School	512,343.59
Self-Liquidating	265,000.00
Other	
Totol	777,343.59
EQUALIZED VALUATION BASIS FOR NET DEBT COMPUTATION	25,373,935

REAL PROPERTY VALUATIONS

Code	Closs	# of Porcels	% VAL'N	ASSESSED VALUATION
1	Vacont Land	43	1.16	274,125.00
2	Residentiol	413	57.06	13,475,400.00
3	Farm	7	.36	83,300.00
4a	Commercial	90	22.84	5,394,550.00
4b	Industrial	3	.39	91,700.00
4c	Aportments	5	18.20	4,299,100.00
Total		561		23,618,175.00
Land Area		.75 Sq. Miles		

Net Voluotion Toxable-Municipol	26,497,838
Net Valuation Toxoble-County	28,552,512
State Equalized Voluation	32,539,559
Stote Equalization Ratio	79.63

1980 PROPERTY TAX		
STATE EQUALIZED TAX RATE →		
Local District School Taxes		
Regional & Consolidoted School Tax	1.63	542,451.24
School Taxes in Municipal Budget		
County Taxes	.56	* 184,698.12
County Library Toxes	.03	9,328.08
Local Municipal Purpose Taxes	.26	87,059.73
Veteran & Senior Citizen Taxes		16,800.00
Totol Toxes for Rate Computation	2.48	840,337.17
Special District Taxes		
Bank Corp. Taxes		5,206.43
Added and Omitted Taxes		1,222.76
Total Taxes Levied - ABSTRACT		829,966.36
Total Taxes Billed		824,759.93
1980 TAXES COLLECTED		764,133.18
1980 Taxes Cancelled, Abated or Adjusted		
Transfer to Tax Title Liens or Foreclosed		
Balance Outstanding Dec. 31, 1980		60,626.75

PRIOR YEARS TAXES OUTSTANDING	
Balance January 1, 1980	75,609.15
Collected in 1980	43,265.95
Cancelled, Abated or Adjusted 1980	
Transfers to Tax Title Liens or Foreclosed	
Balance December 31, 1980	32,343.20
TAX TITLE LIENS OUTSTANDING	
Balance January 1, 1980	26,264.68
Transfer From Taxes	
Redeemed in 1980	5,677.34
Cancelled, Abated or Adjusted (1980)	
Transfers to Foreclosed Property	
Balance December 31, 1980	20,587.34
PROPERTY ACQUIRED BY DEED OR FORECLOSURE	
Balance January 1, 1980	17,900.00
Transfers From Taxes or Liens	
Sale for Cash (1980)	12,500.00
Cancelled, Abated or Adjusted (1980)	
Balance December 31, 1980	5,400.00

CURRENT FINANCES DECEMBER 31, 1980	
ASSETS	
Cash Dec. 31, 1980	278,223.04
Taxes Receivable	92,970.01
Tax Title Liens	20,587.34
Foreclosed Property	5,400.00
Emergencies & Other Deferred Charges	15,810.24
State and Federol Aid Receivable	
Other Receivobles	1,883.44
Totol	414,874.07
LIABILITIES, RESERVES, AND SURPLUS	
Cash Liabilities	45,658.24
Reserves for Receivables	120,840.79
Surplus Dec. 31, 1980	248,375.04
Totol	414,874.07

*Includes County Health Service Taxes or County Vocational School Taxes. See Table 13, pgs. 675, 676.

0817

Population 1970 2,290
Population 1980 2,031
S & P Rating
Moody Rating

General Tax Rate Per $100. 2.75
State Equalized Tax Rate 2.90

SWEDESBORO BOROUGH — GLOUCESTER CO.

Form of Government:
Borough Council
Number of Members on Governing Body 6

PER CAPITA:		PER CENT:	
Gross Debt	136.05	Gross Debt	1.29
Net Debt	17.23	Net Debt	.16
Debt Service	13.49	Tax Levy Collected	86.83
Total Tax Levy	364.39	Tax Levy Cancelled, Abated or Adjusted	
Municipal Expenditures	239.60		

EXPENDITURES	
GENERAL GOVERNMENT	
Governing Body & Public Boards	3,900.00
Municipal Clerk	14,000.00
Financial Administration	9,600.00
Assessment of Taxes	5,400.00
Collection of Taxes	4,730.00
Planning, Housing & Development	1,785.00
Human Resources	
Elections	1,200.00
General Administration (other)	35,695.00
JUDICIARY	
Municipal Courts	9,240.00
PUBLIC SAFETY	
Fire Protection	19,332.00
Police Protection	86,550.00
Civil Defense & Disaster Control	
Environmental Inspection & Control	6,645.00
Other Public Safety	
PUBLIC WORKS	
Streets and Drainage	43,860.00
Sewers and Sewage Processing	
Garbage and Trash Disposal	38,640.00
Public Buildings and Grounds	15,800.00
Other Public Works	2,250.00
HEALTH and WELFARE	
Health Services Except Environmental	1,687.50
Welfare-Public Assistance	4,225.00
Hospitals, Clinics, First Aid	
Animal, Insect, & Rodent Control	800.00
Other Welfare Services	
RECREATION and CONSERVATION	
Beaches and Boardwalks	
Parks, Playgrounds, Shade Trees	505.00
Land Reclamation & Conservation	
Other Recreational Services	1,035.83
EDUCATION (excluding schools)	
Libraries	8,852.00
Other Educational Services	
STATUTORY EXPENDITURES	
Pensions & F. I. C. A.	18,659.95
Employee Fringe Benefits	9,500.00
Other Statutory Expenditures	1,500.00
CETA And Other Public Employment Programs	16,115.94
MUNICIPAL FUNCTIONS TOTAL	361,548.26
CAPITAL IMPROVEMENTS *MEMO*	4,400.00
DEBT SERVICE	
Principal Payments	22,700.00
Interest Payments	4,702.50
DEFERRED CHARGES	15,946.01
SCHOOL, COUNTY, SPECIAL DISTRICT TAXES	564,050.71
RESERVE FOR UNCOLLECTED TAXES	81,732.89
EXPENDITURES TOTAL	1,050,680.37

REVENUES-REALIZED		
1980 Property Taxes Collected		638,294.54
1980 Payments in Lieu of Taxes		
Delinquent Tax & Lien Collections		59,294.52
Business Personalty Replacement Taxes		86,783.12
Taxes from Public Utilities		80,497.00
Other Miscellaneous Tax Revenues		
State Aid Revenues		36,023.11
Federal Aid Revenues		16,115.94
State and Local Fiscal Assistance Act Utilized		23,260.00
Sale of Acquired Property		
Other Miscellaneous Revenues		39,094.42
	Total	979,362.65
Prior Years Surplus Appropriated		16,881.90
REVENUES	TOTAL	996,244.55
Reserve For Uncollected Taxes		81,732.89
CAPITAL OUTLAY	TOTAL	78,546.53
Public Enterprises		54,151.32
Recreation—Culture		
Public Works		10,994.05
Buildings and Grounds		13,401.16
Library and Education		
Conservation		
All Other		

CAPITAL DEBT AUTHORIZED, DECEMBER 31, 1980

ISSUED AND UNISSUED	GROSS DEBT	NET DEBT
School	36,311	
Self-liquidating	205,000	
Other	35,000	35,000
Total	276,311	35,000

ISSUED AND OUTSTANDING	
School	36,311.83
Self-Liquidating	205,000.00
Other	35,000.00
Total	276,311.83
EQUALIZED VALUATION BASIS FOR NET DEBT COMPUTATION	21,652,634

REAL PROPERTY VALUATIONS

Code	Class	# of Parcels	% VAL'N	ASSESSED VALUATION
1	Vacant Land	65	1.31	335,500.00
2	Residential	536	65.42	16,814,800.00
3	Farm	13	1.00	257,500.00
4a	Commercial	91	23.15	5,951,000.00
4b	Industrial	6	7.30	1,877,000.00
4c	Apartments	10	1.82	466,600.00
Total		721		25,702,400.00

Land Area	.77 Sq. Miles
Net Valuation Taxable-Municipal	26,804,642
Net Valuation Taxable-County	26,101,207
State Equalized Valuation	25,460,560
State Equalization Ratio	105.67

1980 PROPERTY TAX		
STATE EQUALIZED TAX RATE		
Local District School Taxes	.85	215,357.13
Regional & Consalidated School Tax	.72	183,797.39
School Taxes in Municipal Budget		
County Taxes	.64	161,103.00
County Library Taxes	.01	2,793.19
Local Municipal Purpose Taxes	.67	171,026.31
Veteran & Senior Citizen Taxes		19,990.00
Total Taxes for Rate Computation	2.89	755,067.02
Special District Taxes		
Bank Corp. Taxes		4,990.97
Added and Omitted Taxes		
Total Taxes Levied - ABSTRACT		740,067.99
Total Taxes Billed		735,077.02
1980 TAXES COLLECTED		638,294.54
1980 Taxes Cancelled, Abated or Adjusted		
Transfer to Tax Title Liens or Foreclosed		13,752.29
Balance Outstanding Dec. 31, 1980		83,030.19
PRIOR YEARS TAXES OUTSTANDING		
Balance January 1, 1980		54,485.09
Collected in 1980		50,218.38
Cancelled, Abated or Adjusted 1980		
Transfers to Tax Title Liens or Foreclosed		
Balance December 31, 1980		4,266.71
TAX TITLE LIENS OUTSTANDING		
Balance January 1, 1980		21,029.47
Transfer From Taxes		13,752.29
Redeemed in 1980		9,076.14
Cancelled, Abated or Adjusted (1980)		
Transfers to Foreclosed Property		
Balance December 31, 1980		25,705.62
PROPERTY ACQUIRED BY DEED OR FORECLOSURE		
Balance January 1, 1980		1,150.00
Transfers From Taxes or Liens		
Sale for Cash (1980)		
Cancelled, Abated or Adjusted (1980)		
Balance December 31, 1980		1,150.00

CURRENT FINANCES DECEMBER 31, 1980	
ASSETS	
Cash Dec. 31, 1980	239,287.32
Taxes Receivable	87,296.90
Tax Title Liens	25,705.62
Foreclosed Property	1,150.00
Emergencies & Other Deferred Charges	17,500.00
State and Federal Aid Receivable	4,144.17
Other Receivables	7,474.66
Total	382,558.67
LIABILITIES, RESERVES, AND SURPLUS	
Cash Liabilities	82,573.56
Reserves for Receivables	121,627.18
Surplus Dec. 31, 1980	178,357.93
Total	382,558.67

1980 3000

0335

Population 1970 2,115
Population 1980 6,236
S & P Rating
Moody Rating

General Tax Rate Per $100. 2.54
State Equalized Tax Rate 2.29

TABERNACLE TOWNSHIP – BURLINGTON CO.

Form of Government:
Township Committee
Number of Members on Governing Body 3

PER CAPITA		PER CENT	
Gross Debt	1,052.36	Gross Debt	7.88
Net Debt	537.08	Net Debt	4.02
Debt Service	4.65	Tax Levy Collected	92.55
Total Tax Levy	405.74	Tax Levy Cancelled, Aboted or Adjusted	.95
Municipal Expenditures	151.09		

EXPENDITURES	
GENERAL GOVERNMENT	
Governing Body & Public Boards	
Municipal Clerk	
Financial Administration	20,400.00
Assessment of Taxes	11,722.60
Collection of Taxes	20,959.70
Planning, Housing & Development	15,096.72
Human Resources	
Elections	
General Administration (other)	94,197.67
JUDICIARY	
Municipal Courts	10,660.00
PUBLIC SAFETY	
Fire Protection	20,000.00
Police Protection	20,095.40
Civil Defense & Disaster Control	1,000.00
Environmental Inspection & Control	23,264.36
Other Public Safety	
PUBLIC WORKS	
Streets and Drainage	317,167.12
Sewers and Sewage Processing	500.00
Garbage and Trash Disposal	
Public Buildings and Grounds	12,000.00
Other Public Works	
HEALTH and WELFARE	
Health Services Except Environmental	296.00
Welfare-Public Assistance	6,100.00
Hospitals, Clinics, First Aid	
Animal, Insect, & Rodent Control	3,000.00
Other Welfare Services	
RECREATION and CONSERVATION	
Beaches and Boardwalks	
Parks, Playgrounds, Shade Trees	
Land Reclamation & Conservation	
Other Recreational Services	5,544.31
EDUCATION (excluding schools)	
Libraries	
Other Educational Services	
STATUTORY EXPENDITURES	
Pensions & F. I. C. A.	17,592.00
Employee Fringe Benefits	12,000.00
Other Statutory Expenditures	1,200.00
CETA And Other Public Employment Programs	
MUNICIPAL FUNCTIONS TOTAL	612,795.88
CAPITAL IMPROVEMENTS *MEMO*	65,000.00
DEBT SERVICE	
Principal Payments	29,000.00
Interest Payments	
DEFERRED CHARGES	16,027.71
SCHOOL, COUNTY, SPECIAL DISTRICT TAXES	2,287,767.46
RESERVE FOR UNCOLLECTED TAXES	284,363.84
EXPENDITURES TOTAL	3,229,954.89

REVENUES-REALIZED		
1980 Property Taxes Collected		2,349,619.36
1980 Payments in Lieu of Taxes		
Delinquent Tax & Lien Collections		176,593.21
Business Personalty Replacement Taxes		14,853.28
Taxes from Public Utilities		141,275.00
Other Miscellaneous Tax Revenues		86,000.00
State Aid Revenues		17,022.08
Federal Aid Revenues		
State and Local Fiscal Assistance Act Utilized		59,697.69
Sale of Acquired Property		
Other Miscellaneous Revenues		197,646.83
	Total	3,042,707.45
Prior Years Surplus Appropriated		365,000.00
REVENUES	TOTAL	3,407,707.45
Reserve For Uncollected Taxes		284,363.84
CAPITAL OUTLAY	TOTAL	81,475.00
Public Enterprises		
Recreation—Culture		
Public Works		81,475.00
Buildings and Grounds		
Library and Education		
Conservation		
All Other		

CAPITAL DEBT AUTHORIZED, DECEMBER 31, 1980

ISSUED AND UNISSUED	GROSS DEBT	NET DEBT
School	6,332,758	3,119,470
Self-liquidating		
Other	229,777	229,777
Total	6,562,535	3,349,247

ISSUED AND OUTSTANDING	
School	6,332,758.10
Self-Liquidating	
Other	144,277.00
Total	6,477,035.10
EQUALIZED VALUATION BASIS FOR NET DEBT COMPUTATION	83,250,981

REAL PROPERTY VALUATIONS

Code	Class	# of Parcels	% VAL'N	ASSESSED VALUATION
1	Vacant Land	717	9.63	9,149,350.00
2	Residential	1582	82.25	78,163,460.00
3	Farm	239	4.74	4,505,150.00
4a	Commercial	39	3.27	3,109,250.00
4b	Industrial	2	.11	107,500.00
4c	Apartments			
Total		2579		95,034,710.00

Land Area 47.64 Sq. Miles

Net Valuation Taxable-Municipal	95,845,433
Net Valuation Taxable-County	98,234,296
State Equalized Valuation	105,995,792
State Equalization Ratio	90.35

1980 PROPERTY TAX		
STATE EQUALIZED TAX RATE		
Local District School Taxes	1.19	1,257,236.01
Regional & Consolidated School Tax	.39	402,076.07
School Taxes in Municipal Budget		
County Taxes	.56	595,713.05
County Library Taxes	.03	32,741.54
Local Municipal Purpose Taxes	.13	137,674.74
Veteran & Senior Citizen Taxes		24,473.00
Total Taxes for Rate Computation	2.29	2,449,912.20
Special District Taxes		
Bank Corp. Taxes		542.44
Added and Omitted Taxes		104,229.22
Total Taxes Levied - ABSTRACT		2,530,213.86
Total Taxes Billed		2,538,914.67
1980 TAXES COLLECTED		2,349,619.36
1980 Taxes Cancelled, Aboted or Adjusted		21,476.41
Transfer to Tax Title Liens or Foreclosed		11,764.15
Balance Outstanding Dec. 31, 1980		155,955.05
PRIOR YEARS TAXES OUTSTANDING		
Balance January 1, 1980		175,567.38
Collected in 1980		159,470.05
Cancelled, Aboted or Adjusted 1980		10,347.88
Transfers to Tax Title Liens or Foreclosed		134.43
Balance December 31, 1980		5,614.22
TAX TITLE LIENS OUTSTANDING		
Balance January 1, 1980		63,629.15
Transfer From Taxes		11,924.17
Redeemed in 1980		17,122.36
Cancelled, Aboted or Adjusted (1980)		
Transfers to Foreclosed Property		
Balance December 31, 1980		58,430.96
PROPERTY ACQUIRED BY DEED OR FORECLOSURE		
Balance January 1, 1980		13,650.00
Transfers From Taxes or Liens		
Sale for Cash (1980)		
Cancelled Aboted or Adjusted (1980)		
Balance December 31, 1980		13,650.00

CURRENT FINANCES DECEMBER 31, 1980 ASSETS	
Cash Dec 31, 1980	1,583,030.90
Taxes Receivable	161,569.27
Tax Title Liens	58,430.96
Foreclosed Property	13,650.00
Emergencies & Other Deferred Charges	9,610.99
State and Federal Aid Receivable	90,118.14
Other Receivables	80.41
Total	1,916,490.67
LIABILITIES, RESERVES, AND SURPLUS	
Cash Liabilities	844,180.60
Reserves for Receivables	233,730.64
Surplus Dec. 31, 1980	838,579.43
Total	1,916,490.67

1980 3000

0433

Population 1970 15
Population 1980 9
S & P Rating
Moody Rating

General Tax Rate Per $100. 2.13
State Equalized Tax Rate 2.17

TAVISTOCK BOROUGH — CAMDEN COUNTY

Form of Government:
Commission (1911)
Number of Members on Governing Body 3

PER CAPITA:
Gross Debt
Net Debt
Debt Service
Total Tax Levy 2,152.37
Municipal Expenditures 1,113.33

PER CENT:
Gross Debt
Net Debt
Tax Levy Collected 100.00
Tax Levy Cancelled, Abated or Adjusted

EXPENDITURES		REVENUES-REALIZED	
GENERAL GOVERNMENT			
Governing Body & Public Boards			
Municipal Clerk		1980 Property Taxes Collected	19,375.31
Financial Administration		1980 Payments in Lieu of Taxes	
Assessment of Taxes	380.00	Delinquent Tax & Lien Collections	
Collection of Taxes	440.00	Business Personalty Replacement Taxes	2,316.40
Planning, Housing & Development		Taxes from Public Utilities	493.00
Human Resources		Other Miscellaneous Tax Revenues	
Elections	1,000.00	State Aid Revenues	101.12
General Administration (other)	2,890.00	Federal Aid Revenues	
JUDICIARY		State and Local Fiscal Assistance Act Utilized	
Municipal Courts		Sale of Acquired Property	
PUBLIC SAFETY		Other Miscellaneous Revenues	731.73
Fire Protection	400.00	Total	23,017.56
Police Protection	800.00	Prior Years Surplus Appropriated	1,702.46
Civil Defense & Disaster Control		REVENUES TOTAL	24,720.02
Environmental Inspection & Control		Reserve For Uncollected Taxes	
Other Public Safety		CAPITAL OUTLAY TOTAL	
PUBLIC WORKS			
Streets and Drainage	500.00	Public Enterprises	
Sewers and Sewage Processing		Recreation—Culture	
Garbage and Trash Disposal		Public Works	
Public Buildings and Grounds		Buildings and Grounds	
Other Public Works	3,400.00	Library and Education	
HEALTH and WELFARE		Conservation	
Health Services Except Environmental		All Other	
Welfare-Public Assistance		CAPITAL DEBT AUTHORIZED, DECEMBER 31, 1980	
Hospitals, Clinics, First Aid		ISSUED AND UNISSUED — GROSS DEBT — NET DEBT	
Animal, Insect, & Rodent Control		School	
Other Welfare Services		Self-liquidating	
RECREATION and CONSERVATION		Other	
Beaches and Boardwalks		Total	
Parks, Playgrounds, Shade Trees			
Land Reclamation & Conservation		ISSUED AND OUTSTANDING	
Other Recreational Services		School	
EDUCATION (excluding schools)		Self-Liquidating	
Libraries		Other	
Other Educational Services		Total	
STATUTORY EXPENDITURES		EQUALIZED VALUATION BASIS	
Pensions & F I C A	195.00	FOR NET DEBT COMPUTATION	883,892
Employee Fringe Benefits		REAL PROPERTY VALUATIONS	
Other Statutory Expenditures	15.00	Code Class # of Parcels % VAL'N — ASSESSED VALUATION	
CETA And Other Public Employment Programs		1 Vacant Land	
MUNICIPAL FUNCTIONS TOTAL	10,020.00	2 Residential 3 17.86	161,100.00
CAPITAL IMPROVEMENTS *MEMO*		3 Farm	
DEBT SERVICE		4a Commercial 11 82.14	741,000.00
Principal Payments		4b Industrial	
Interest Payments		4c Apartments	
		Total 14	902,100.00
DEFERRED CHARGES		Land Area .27 Sq. Miles	
SCHOOL, COUNTY, SPECIAL DISTRICT TAXES	14,105.29	Net Valuation Taxable-Municipal	907,933
RESERVE FOR UNCOLLECTED TAXES		Net Valuation Taxable-County	983,980
EXPENDITURES TOTAL	24,125.29	State Equalized Valuation	889,725
		State Equalization Ratio	102.06

1980 PROPERTY TAX		
STATE EQUALIZED TAX RATE ↓		
Local District School Taxes	.28	2,532.00
Regional & Consolidated School Tax		
School Taxes in Municipal Budget		
County Taxes	1.27	* 11,324.96
County Library Taxes	.03	248.33
Local Municipal Purpose Taxes	.59	5,266.00
Veteran & Senior Citizen Taxes		
Total Taxes for Rate Computation	2.17	19,371.29
Special District Taxes		
Bank Corp. Taxes		
Added and Omitted Taxes		
Total Taxes Levied - ABSTRACT		19,371.29
Total Taxes Billed		19,375.31
1980 TAXES COLLECTED		19,375.31
1980 Taxes Cancelled, Abated or Adjusted		
Transfer to Tax Title Liens or Foreclosed		
Balance Outstanding Dec. 31, 1980		
PRIOR YEARS TAXES OUTSTANDING		
Balance January 1, 1980		
Collected in 1980		
Cancelled, Abated or Adjusted 1980		
Transfers to Tax Title Liens or Foreclosed		
Balance December 31, 1980		
TAX TITLE LIENS OUTSTANDING		
Balance January 1, 1980		
Transfer From Taxes		
Redeemed in 1980		
Cancelled, Abated or Adjusted (1980)		
Transfers to Foreclosed Property		
Balance December 31, 1980		
PROPERTY ACQUIRED BY DEED OR FORECLOSURE		
Balance January 1, 1980		
Transfers From Taxes or Liens		
Sale for Cash (1980)		
Cancelled, Abated or Adjusted (1980)		
Balance December 31, 1980		
CURRENT FINANCES DECEMBER 31, 1980		
ASSETS		
Cash Dec. 31, 1980		8,965.00
Taxes Receivable		
Tax Title Liens		
Foreclosed Property		
Emergencies & Other Deferred Charges		
State and Federal Aid Receivable		
Other Receivables		50.00
Total		9,015.00
LIABILITIES, RESERVES, AND SURPLUS		
Cash Liabilities		3,071.76
Reserves for Receivables		50.00
Surplus Dec. 31, 1980		5,893.24
Total		9,015.00

*Includes County Health Service Taxes or County Vocational School Taxes. See Table 13, pgs. 675, 676.

0260

Populotion 1970 42,280
Populotion 1980 39,007
S & P Rating AA
Moody Rating AA

General Tax Rate Per $100. 4.02
State Equalized Tox Rote 3.40

TEANECK TOWNSHIP – BERGEN CO.

Form of Government:
Council-Manager (1923)
Number of Members on Governing Body 5

PER CAPITA:
Gross Debt 274.70
Net Debt 135.91
Debt Service 17.23
Totol Tax Levy 737.70
Municipal Expenditures 355.83

PER CENT:
Gross Debt 1.44
Net Debt .71
Tax Levy Collected 98.05
Tox Levy Cancelled, Abated or Adjusted .20

EXPENDITURES	
GENERAL GOVERNMENT	
Governing Body & Public Boords	
Municipal Clerk	
Financial Administrotion	161,212.00
Assessment of Taxes	104,366.00
Collection of Taxes	64,937.00
Planning, Housing & Develapment	207,856.00
Human Resources	23,962.00
Elections	5,120.00
General Administration (other)	1,019,193.00
JUDICIARY	
Municipal Courts	104,834.00
PUBLIC SAFETY	
Fire Protection	2,216,513.00
Police Protection	2,598,623.00
Civil Defense & Disaster Control	3,320.00
Enviranmental Inspection & Cantral	116,750.00
Other Public Safety	
PUBLIC WORKS	
Streets and Drainage	1,234,407.00
Sewers and Sewage Processing	1,008,623.00
Garbage and Trash Disposal	63,670.00
Public Buildings and Grounds	403,916.00
Other Public Works	
HEALTH and WELFARE	
Health Services Except Environmental	218,506.00
Welfare-Public Assistonce	13,064.00
Haspitols, Clinics, First Aid	
Animal, Insect, & Radent Cantrol	7,000.00
Other Welfare Services	
RECREATION and CONSERVATION	
Beaches and Boardwalks	
Parks, Playgrounds, Shade Trees	368,778.00
Land Reclomotion & Conservation	1,130.00
Other Recreatianal Services	389,259.00
EDUCATION (excluding schools)	
Libraries	531,672.00
Other Educationol Services	9,633.00
STATUTORY EXPENDITURES	
Pensions & F. I. C. A.	1,147,000.16
Employee Fringe Benefits	293,800.00
Other Statutory Expenditures	30,000.00
CETA And Other Public Emplayment Programs	60,000.00
MUNICIPAL FUNCTIONS TOTAL	12,407,144.16
CAPITAL IMPROVEMENTS *MEMO*	138,337.00
DEBT SERVICE	
Principal Payments	504,036.85
Interest Poyments	167,993.15
DEFERRED CHARGES	86,640.00
SCHOOL, COUNTY, SPECIAL DISTRICT TAXES	19,495,033.93
RESERVE FOR UNCOLLECTED TAXES	714,067.00
EXPENDITURES TOTAL	33,374,915.09

REVENUES-REALIZED		
1980 Praperty Taxes Collected		28,204,381.76
1980 Payments in Lieu af Taxes		
Delinquent Tax & Lien Collections		497,339.39
Business Personalty Replacement Taxes		373,333.32
Taxes from Public Utilities		1,580,182.00
Other Miscellaneous Tax Revenues		70,000.00
Stote Aid Revenues		410,386.07
Federol Aid Revenues		64,175.27
State and Local Fiscol Assistonce Act Utilized		341,017.96
Sale af Acquired Praperty		30,000.00
Other Miscelloneous Revenues		1,109,861.10
	Totol	32,680,676.87
Priar Years Surplus Appropriated		1,100,000.00
REVENUES	TOTAL	33,780,676.87
Reserve For Uncollected Taxes		714,067.00
CAPITAL OUTLAY	TOTAL	1,254,044.19
Public Enterprises		
Recreatian--Culture		370,973.00
Public Warks		136,696.35
Buildings and Grounds		27,132.29
Library and Education		719,242.55
Conservation		
All Other		

CAPITAL DEBT AUTHORIZED, DECEMBER 31, 1980

ISSUED AND UNISSUED	GROSS DEBT	NET DEBT
School	5,341,000	
Self-liquidoting		
Other	5,374,377	5,297,532
Totol	10,715,377	5,297,532

ISSUED AND OUTSTANDING	
Schaal	5,341,000.00
Self-Liquidating	
Other	2,943,000.00
Totol	8,284,000.00
EQUALIZED VALUATION BASIS FOR NET DEBT COMPUTATION	742,732,224

REAL PROPERTY VALUATIONS

Code	Class	# of Parcels	% VAL'N	ASSESSED VALUATION
1	Vacant Land	110	.31	2,210,900.00
2	Residential	10550	84.89	601,269,800.00
3	Farm			
4a	Commercial	337	8.31	58,847,000.00
4b	Industrial	20	2.44	17,295,500.00
4c	Apartments	75	4.05	28,688,300.00
Totol		11092		708,311,500.00

Land Area 5.90 Sq. Miles

Net Valuotion Taxable-Municipol	714,207,480
Net Valuation Taxable-County	753,975,106
Stote Equalized Valuation	841,474,650
Stote Equalization Ratio	84.77

1980 PROPERTY TAX		
STATE EQUALIZED TAX RATE		
Local District Schaal Taxes	1.99	16,757,084.50
Regianol & Consalidated Schaal Tax		
Schaal Taxes in Municipal Budget		
County Taxes	.32	2,737,949.43
County Library Taxes		
Local Municipal Purpose Taxes	1.09	9,197,494.00
Veteran & Seniar Citizen Taxes		275,070.00
Totol Taxes for Rate Computotion	3.40	28,967,597.93
Special District Taxes		
Bank Carp. Taxes		29,226.06
Added and Omitted Taxes		53,585.97
Total Taxes Levied - ABSTRACT		28,775,339.96
Totol Taxes Billed		28,764,726.66
1980 TAXES COLLECTED		28,204,381.76
1980 Taxes Cancelled, Abated or Adjusted		82,961.26
Transfer to Tax Title Liens or Fareclased		12,522.30
Balance Outstanding Dec. 31, 1980		464,861.34
PRIOR YEARS TAXES OUTSTANDING		
Balance Janvary 1, 1980		502,162.30
Collected in 1980		483,757.73
Cancelled, Abated or Adjusted 1980		1,812.94
Transfers to Tax Title Liens or Fareclased		14,467.60
Balance December 31, 1980		2,124.03
TAX TITLE LIENS OUTSTANDING		
Balance January 1, 1980		9,462.38
Transfer Fram Taxes		30,327.05
Redeemed in 1980		13,581.66
Cancelled, Abated or Adjusted (1980)		
Transfers ta Fareclased Praperty		
Balance December 31, 1980		26,207.77
PROPERTY ACQUIRED BY DEED OR FORECLOSURE		
Balance January 1, 1980		476,932.00
Transfers Fram Taxes ar Liens		
Sale for Cash (1980)		30,000.00
Cancelled, Abated or Adjusted (1980)		69,000.00
Balance December 31, 1980		377,932.00
CURRENT FINANCES DECEMBER 31, 1980		
ASSETS		
Cash Dec. 31, 1980		2,550,119.95
Taxes Receivable		466,985.37
Tax Title Liens		26,207.77
Fareclosed Praperty		377,932.00
Emergencies & Other Deferred Charges		41,280.00
State and Federal Aid Receivable		70,000.00
Other Receivables		1,062,370.42
Total		4,594,895.51
LIABILITIES, RESERVES, AND SURPLUS		
Cash Liabilities		1,590,785.85
Reserves for Receivables		1,933,495.56
Surplus Dec. 31, 1980		1,070,614.10
Total		4,594,895.51

0261

Population 1970 14,830
Population 1980 13,552
S & P Rating
Moody Rating A-1

General Tax Rate Per $100. 3.35
State Equalized Tax Rate 2.56

TENAFLY BOROUGH — BERGEN COUNTY

Form of Government:
Borough Council
Number of Members on Governing Body 6

PER CAPITA:		PER CENT:	
Gross Debt	806.07	Gross Debt	2.38
Net Debt	499.73	Net Debt	1.48
Debt Service	49.12	Tax Levy Collected	98.78
Total Tax Levy	999.96	Tax Levy Cancelled, Abated or Adjusted	
Municipal Expenditures	428.68		

EXPENDITURES		REVENUES-REALIZED	
GENERAL GOVERNMENT			
Governing Body & Public Boards			
Municipal Clerk	68,770.00	1980 Property Taxes Collected	13,395,002.01
Financial Administration	12,200.00	1980 Payments in Lieu of Taxes	
Assessment of Taxes	45,935.00	Delinquent Tax & Lien Collections	139,232.60
Collection of Taxes	83,940.00	Business Personalty Replacement Taxes	146,394.24
Planning, Housing & Development	10,400.00	Taxes from Public Utilities	725,522.00
Human Resources	46,365.00	Other Miscellaneous Tax Revenues	
Elections	2,550.00	State Aid Revenues	107,783.80
General Administration (other)	278,424.00	Federal Aid Revenues	66,704.01
JUDICIARY		State and Local Fiscal Assistance Act Utilized	111,815.00
Municipal Courts	18,425.00	Sale of Acquired Property	
PUBLIC SAFETY		Other Miscellaneous Revenues	315,089.01
Fire Protection	155,055.00	Total	15,007,542.67
Police Protection	1,000,179.36	Prior Years Surplus Appropriated	635,000.00
Civil Defense & Disaster Control	2,225.00	REVENUES TOTAL	15,642,542.67
Environmental Inspection & Control	66,988.00	Reserve For Uncollected Taxes	349,281.07
Other Public Safety		CAPITAL OUTLAY TOTAL	381,634.04
PUBLIC WORKS			
Streets and Drainage	656,655.00	Public Enterprises	
Sewers and Sewage Processing	310,804.70	Recreation—Culture	39.68
Garbage and Trash Disposal	770,770.00	Public Works	201,314.68
Public Buildings and Grounds	154,024.64	Buildings and Grounds	89,192.46
Other Public Works		Library and Education	91,087.22
HEALTH and WELFARE		Conservation	
Health Services Except Environmental	58,656.00	All Other	
Welfare-Public Assistance	6,270.00	CAPITAL DEBT AUTHORIZED, DECEMBER 31, 1980	
Hospitals, Clinics, First Aid		ISSUED AND UNISSUED — GROSS DEBT / NET DEBT	
Animal, Insect, & Rodent Control	800.00	School 4,148,000	
Other Welfare Services		Self-liquidating	
RECREATION and CONSERVATION		Other 6,775,891 / 6,772,328	
Beaches and Boardwalks		Total 10,923,891 / 6,772,328	
Parks, Playgrounds, Shade Trees	188,805.00		
Land Reclamation & Conservation	325.00	ISSUED AND OUTSTANDING	
Other Recreational Services	72,125.00	School	4,148,000.00
EDUCATION (excluding schools)		Self-Liquidating	
Libraries	158,110.00	Other	6,512,408.00
Other Educational Services		Total	10,660,408.00
STATUTORY EXPENDITURES		EQUALIZED VALUATION BASIS FOR NET DEBT COMPUTATION	458,915,427
Pensions & F. I. C. A.	377,001.00		
Employee Fringe Benefits	104,000.00		
Other Statutory Expenditures	8,500.00		
CETA And Other Public Employment Programs	82,181.95		
MUNICIPAL FUNCTIONS TOTAL	4,740,484.65		
CAPITAL IMPROVEMENTS *MEMO*	1,000.00		
DEBT SERVICE			
Principal Payments	340,250.00		
Interest Payments	325,363.09		
DEFERRED CHARGES	54,140.50		
SCHOOL, COUNTY, SPECIAL DISTRICT TAXES	9,763,140.59		
RESERVE FOR UNCOLLECTED TAXES	349,281.07		
EXPENDITURES TOTAL	15,572,659.90		

REAL PROPERTY VALUATIONS

Code	Class	# of Parcels	% VAL'N	ASSESSED VALUATION
1	Vacant Land	139	1.25	5,021,325.00
2	Residential	4045	86.80	348,656,700.00
3	Farm			
4a	Commercial	183	9.37	37,635,900.00
4b	Industrial	15	1.03	4,136,600.00
4c	Apartments	11	1.55	6,210,700.00
Total		4393		401,661,225.00

Land Area 4.40 Sq. Miles

Net Valuation Taxable-Municipal	403,208,400
Net Valuation Taxable-County	462,424,591
State Equalized Valuation	526,663,171
State Equalization Ratio	76.49

1980 PROPERTY TAX		
STATE EQUALIZED TAX RATE →		
Local District School Taxes	1.53	8,081,992.00
Regional & Consolidated School Tax		
School Taxes in Municipal Budget		
County Taxes	.32	1,681,148.59
County Library Taxes		
Local Municipal Purpose Taxes	.70	3,715,563.15
Veteran & Senior Citizen Taxes		90,360.00
Total Taxes for Rate Computation	2.55	13,569,063.74
Special District Taxes		
Bank Corp. Taxes		19,277.86
Added and Omitted Taxes		53,426.60
Total Taxes Levied - ABSTRACT		13,551,408.20
Total Taxes Billed		13,560,908.00
1980 TAXES COLLECTED		13,395,002.01
1980 Taxes Cancelled, Abated or Adjusted		
Transfer to Tax Title Liens or Foreclosed		7,945.33
Balance Outstanding Dec. 31, 1980		157,960.66
PRIOR YEARS TAXES OUTSTANDING		
Balance January 1, 1980		139,502.36
Collected in 1980		139,232.60
Cancelled, Abated or Adjusted 1980		
Transfers to Tax Title Liens or Foreclosed		
Balance December 31, 1980		269.76
TAX TITLE LIENS OUTSTANDING		
Balance January 1, 1980		1,214.78
Transfer From Taxes		97.15
Redeemed in 1980		
Cancelled, Abated or Adjusted (1980)		
Transfers to Foreclosed Property		
Balance December 31, 1980		1,311.93
PROPERTY ACQUIRED BY DEED OR FORECLOSURE		
Balance January 1, 1980		18,200.00
Transfers From Taxes or Liens		
Sale for Cash (1980)		
Cancelled, Abated or Adjusted (1980)		
Balance December 31, 1980		18,200.00

CURRENT FINANCES DECEMBER 31, 1980	
ASSETS	
Cash Dec. 31, 1980	1,435,661.62
Taxes Receivable	158,230.42
Tax Title Liens	1,311.93
Foreclosed Property	18,200.00
Emergencies & Other Deferred Charges	37,286.94
State and Federal Aid Receivable	
Other Receivables	2,104.00
Total	1,652,794.91
LIABILITIES, RESERVES, AND SURPLUS	
Cash Liabilities	342,593.47
Reserves for Receivables	179,846.35
Surplus Dec. 31, 1980	1,130,355.09
Total	1,652,794.91

1980 3000

0262

Population 1970	20		
Population 1980	19	General Tax Rate Per $100.	.83
S & P Rating		State Equalized Tax Rate	.82
Moody Rating			

TETERBORO BOROUGH — BERGEN COUNTY

Form of Government:
Council-Manager (1923)
Number of Members on Governing Body 5

PER CAPITA		PER CENT	
Gross Debt	1,889.47	Gross Debt	.24
Net Debt	1,889.47	Net Debt	.24
Debt Service	3,964.87	Tax Levy Collected	100.00
Total Tax Levy	4,842.98	Tax Levy Cancelled, Abated or Adjusted	
Municipal Expenditures	2,816.29		

EXPENDITURES		REVENUES-REALIZED		1980 PROPERTY TAX		
GENERAL GOVERNMENT				STATE EQUALIZED TAX RATE →		
Governing Body & Public Boards				Local District School Taxes		3,024.00
Municipal Clerk		1980 Property Taxes Collected	847,501.35	Regional & Consolidated School Tax		
Financial Administration	9,350.00	1980 Payments in Lieu of Taxes	15,863.04	School Taxes in Municipal Budget		
Assessment of Taxes	10,560.00	Delinquent Tax & Lien Collectians		County Taxes	.45	462,556.71
Collection of Taxes	4,800.00	Business Personalty Replacement Taxes	161,253.68	County Library Taxes		
Planning, Housing & Development	4,400.00	Taxes from Public Utilities	60,050.00	Local Municipal Purpose Taxes	.37	380,914.59
Human Resources		Other Miscellaneous Tax Revenues	63,000.00	Veteran & Senior Citizen Taxes		
Elections	800.00	State Aid Revenues		Total Taxes for Rate Computation	.82	846,455.30
General Administration (other)	164,425.00	Federal Aid Revenues		Special District Taxes		
JUDICIARY		State and Local Fiscal Assistance Act Utilized		Bank Corp. Taxes		5,521.40
Municipal Courts	20,120.00	Sale of Acquired Property		Added and Omitted Taxes		
PUBLIC SAFETY		Other Miscellaneous Revenues	244,916.37	Total Taxes Levied - ABSTRACT		852,016.70
Fire Protection	30,300.00	Total	1,392,584.44	Total Taxes Billed		847,501.35
Police Protection	159,850.00	Prior Years Surplus Appropriated	175,000.00	1980 TAXES COLLECTED		847,501.35
Civil Defense & Disaster Control		REVENUES TOTAL	1,567,584.44	1980 Taxes Cancelled, Abated or Adjusted		
Environmental Inspection & Control	21,367.50	Reserve For Uncollected Taxes		Transfer to Tax Title Liens or Foreclosed		
Other Public Safety		CAPITAL OUTLAY TOTAL	239,721.23	Balance Outstanding Dec. 31, 1980		
PUBLIC WORKS				PRIOR YEARS TAXES OUTSTANDING		
Streets and Drainage	142,205.00	Public Enterprises		Balance January 1, 1980		
Sewers and Sewage Processing	97,375.00	Recreation—Culture		Collected in 1980		
Garbage and Trash Disposal	2,000.00	Public Works	30,570.94	Cancelled, Abated or Adjusted 1980		
Public Buildings and Grounds	51,075.00	Buildings and Grounds	209,150.29	Transfers to Tax Title Liens or Foreclosed		
Other Public Works		Library and Education		Balance December 31, 1980		
HEALTH and WELFARE		Conservation		TAX TITLE LIENS OUTSTANDING		
Health Services Except Environmental	25,048.37	All Other		Balance January 1, 1980		
Welfare-Public Assistance	1.00	CAPITAL DEBT AUTHORIZED, DECEMBER 31, 1980		Transfer From Taxes		
Hospitals, Clinics, First Aid	57,500.00	ISSUED AND UNISSUED — GROSS DEBT — NET DEBT		Redeemed in 1980		
Animal, Insect, & Radent Cantral		School		Cancelled, Abated or Adjusted (1980)		
Other Welfare Services		Self-liquidating		Transfers to Foreclosed Property		
RECREATION and CONSERVATION		Other 225,900 225,900		Balance December 31, 1980		
Beaches and Boardwalks		Total 225,900 225,900		PROPERTY ACQUIRED BY DEED OR FORECLOSURE		
Parks, Playgrounds, Shade Trees				Balance January 1, 1980		
Land Reclamatian & Canservation		ISSUED AND OUTSTANDING		Transfers From Taxes or Liens		
Other Recreational Services		School		Sale for Cash (1980)		
EDUCATION (excluding schools)		Self-Liquidating		Cancelled, Abated or Adjusted (1980)		
Libraries		Other	80,000.00	Balance December 31, 1980		
Other Educatianal Services		Total	80,000.00	CURRENT FINANCES DECEMBER 31, 1980		
STATUTORY EXPENDITURES		EQUALIZED VALUATION BASIS		ASSETS		
Pensions & F. I. C. A.	60,000.00	FOR NET DEBT COMPUTATION	94,448,980	Cash Dec. 31, 1980		641,759.25
Employee Fringe Benefits	65,000.00	REAL PROPERTY VALUATIONS		Taxes Receivable		
Other Statutory Expenditures	2,000.00	Code Class # of Parcels % VAL'N ASSESSED VALUATION		Tax Title Liens		
CETA And Other Public Emplayment Programs		1 Vacant Land 6 1.10 1,106,000.00		Foreclosed Property		
MUNICIPAL FUNCTIONS TOTAL	928,176.87	2 Residential 7 .36 357,840.00		Emergencies & Other Deferred Charges		7,000.00
CAPITAL IMPROVEMENTS *MEMO*	1,000.00	3 Farm		State and Federal Aid Receivable		63,000.00
DEBT SERVICE		4a Commercial 3 .64 639,320.00		Other Receivables		4,895.64
Principal Payments	65,000.00	4b Industrial 67 97.91 98,291,128.00		Total		716,654.89
Interest Payments	10,332.58	4c Apartments		LIABILITIES, RESERVES, AND SURPLUS		
		Total 83 100,394,288.00		Cash Liabilities		247,261.70
DEFERRED CHARGES		Land Area 1.20 Sq. Miles		Reserves for Receivables		4,895.64
SCHOOL, COUNTY, SPECIAL DISTRICT TAXES	465,580.71	Net Valuation Taxable-Municipal	102,108,602	Surplus Dec. 31, 1980		464,497.55
RESERVE FOR UNCOLLECTED TAXES		Net Valuation Taxable-County	126,970,939	Total		716,654.89
EXPENDITURES TOTAL	1,469,090.16	State Equalized Valuation	103,174,877			
		State Equalization Ratio	99.00			

1980-3000

1024

Papulation 1970 2,980
Papulatian 1980 4,094
S & P Rating
Maady Rating

General Tax Rate Per $100. 2.11
State Equalized Tax Rate 2.09

TEWKSBURY TOWNSHIP — HUNTERDON CO.

Form of Government:
Township Committee
Number of Members on Governing Body 3

PER CAPITA:		PER CENT:	
Grass Debt	756.63	Grass Debt	1.98
Net Debt	108.68	Net Debt	.29
Debt Service	5.57	Tax Levy Collected	93.25
Total Tax Levy	948.23	Tax Levy Cancelled, Abated ar Adjusted	1.54
Municipal Expenditures	261.75		

EXPENDITURES	
GENERAL GOVERNMENT	
Governing Body & Public Baards	
Municipal Clerk	
Financial Administratian	12,225.00
Assessment af Taxes	16,354.00
Collection af Taxes	13,700.00
Planning, Housing & Develapment	23,850.00
Human Resaurces	
Electians	
General Administration (ather)	97,450.00
JUDICIARY	
Municipal Courts	6,025.00
PUBLIC SAFETY	
Fire Pratectian	32,887.50
Palice Pratection	124,050.00
Civil Defense & Disaster Contral	50.00
Enviranmental Inspection & Cantrol	22,700.00
Other Public Safety	
PUBLIC WORKS	
Streets and Drainage	251,232.00
Sewers and Sewage Processing	5,450.00
Garbage and Trash Dispasal	5,500.00
Public Buildings and Grounds	10,750.00
Other Public Warks	18,500.00
HEALTH and WELFARE	
Health Services Except Enviranmental	5,100.00
Welfare-Public Assistance	2,400.00
Haspitals, Clinics, First Aid	
Animal, Insect, & Radent Control	2,500.00
Other Welfare Services	
RECREATION and CONSERVATION	
Beaches and Baardwalks	
Parks, Playgraunds, Shade Trees	
Land Reclamatian & Canservation	1,700.00
Other Recreatianal Services	
EDUCATION (excluding schools)	
Libraries	1,000.00
Other Educatianal Services	
STATUTORY EXPENDITURES	
Pensians & F. I. C. A.	36,000.00
Employee Fringe Benefits	9,000.00
Other Statutary Expenditures	2,250.00
CETA And Other Public Emplayment Pragrams	
MUNICIPAL FUNCTIONS TOTAL	700,673.50
CAPITAL IMPROVEMENTS *MEMO*	
DEBT SERVICE	
Principal Payments	2,902.84
Interest Payments	19,918.68
DEFERRED CHARGES	5,300.00
SCHOOL, COUNTY, SPECIAL DISTRICT TAXES	3,505,768.11
RESERVE FOR UNCOLLECTED TAXES	342,829.25
EXPENDITURES TOTAL	4,577,392.38

REVENUES-REALIZED		
1980 Praperty Taxes Collected		3,622,903.80
1980 Payments in Lieu af Taxes		
Delinquent Tax & Lien Collectians		166,813.37
Business Persanalty Replacement Taxes		84,970.27
Taxes fram Public Utilities		208,818.00
Other Miscellaneaus Tax Revenues		
State Aid Revenues		21,909.60
Federal Aid Revenues		
State and Local Fiscal Assistance Act Utilized		15,381.00
Sale af Acquired Praperty		
Other Miscellaneaus Revenues		242,592.02
	Tatal	4,363,388.06
Priar Years Surplus Appropriated		233,952.73
REVENUES	TOTAL	4,597,340.79
Reserve Far Uncallected Taxes		342,829.25
CAPITAL OUTLAY	TOTAL	172,024.19
Public Enterprises		
Recreatian—Culture		
Public Warks		172,024.19
Buildings and Graunds		
Library and Education		
Canservatian		
All Other		

CAPITAL DEBT AUTHORIZED, DECEMBER 31, 1980

ISSUED AND UNISSUED	GROSS DEBT	NET DEBT
Schaal	2,652,701	
Self-liquidating	444,930	444,930
Other		
Total	3,097,631	444,930

ISSUED AND OUTSTANDING	
School	2,265,731.74
Self-Liquidating	
Other	
Total	2,265,731.74

EQUALIZED VALUATION BASIS FOR NET DEBT COMPUTATION	156,098,401

REAL PROPERTY VALUATIONS

Code	Class	# af Parcels	% VAL'N	ASSESSED VALUATION
1	Vacant Land	288	5.39	9,749,200.00
2	Residential	1052	68.49	123,961,100.00
3	Farm	662	20.10	36,363,000.00
4a	Commercial	100	5.52	9,984,400.00
4b	Industrial	1	.52	934,900.00
4c	Apartments			
Tatal		2103		180,992,600.00

Land Area 31.80 Sq. Miles

Net Valuatian Taxable-Municipal	182,645,067
Net Valuatian Taxable-County	164,281,452
State Equalized Valuatian	184,362,542
State Equalizatian Ratia	99.06

1980 PROPERTY TAX		
STATE EQUALIZED TAX RATE		
Local District School Taxes	.80	1,472,046.00
Regianal & Cansalidated Schaal Tax	.74	1,365,549.29
Schaal Taxes in Municipal Budget		
County Taxes	.34	631,321.06
County Library Taxes	.02	36,851.76
Local Municipal Purpose Taxes	.19	342,829.25
Veteran & Seniar Citizen Taxes		20,730.00
Total Taxes for Rate Computation	2.09	3,969,327.36
Special District Taxes		
Bank Corp. Taxes		2,293.55
Added and Omitted Taxes		31,173.46
Tatal Taxes Levied - ABSTRACT		3,982,064.37
Total Taxes Billed		3,884,984.37
1980 TAXES COLLECTED		3,622,903.80
1980 Taxes Cancelled, Abated or Adjusted		59,940.07
Transfer ta Tax Title Liens ar Foreclased		5,365.73
Balance Outstanding Dec. 31, 1980		196,774.77

PRIOR YEARS TAXES OUTSTANDING	
Balance January 1, 1980	169,093.82
Callected in 1980	153,591.35
Cancelled, Abated ar Adjusted 1980	588.90
Transfers ta Tax Title Liens or Fareclased	
Balance December 31, 1980	14,913.57

TAX TITLE LIENS OUTSTANDING	
Balance January 1, 1980	34,021.06
Transfer Fram Taxes	5,365.73
Redeemed in 1980	13,222.02
Cancelled, Abated ar Adjusted (1980)	
Transfers ta Fareclased Praperty	
Balance December 31, 1980	26,174.77

PROPERTY ACQUIRED BY DEED OR FORECLOSURE	
Balance January 1, 1980	
Transfers From Taxes or Liens	
Sale for Cash (1980)	
Cancelled, Abated or Adjusted (1980)	
Balance December 31, 1980	

CURRENT FINANCES DECEMBER 31, 1980	
ASSETS	
Cash Dec. 31, 1980	1,778,985.36
Taxes Receivable	211,688.34
Tax Title Liens	26,174.77
Fareclased Property	
Emergencies & Other Deferred Charges	29,679.52
State and Federal Aid Receivable	
Other Receivables	94,512.39
Total	2,141,040.38
LIABILITIES, RESERVES, AND SURPLUS	
Cash Liabilities	259,578.77
Reserves far Receivables	332,375.50
Surplus Dec 31, 1980	1,550,086.11
Total	2,141,040.38

1336

Population 1970 8,405
Population 1980 7,740
S & P Rating
Moody Rating A

General Tax Rate Per $100. 3.21
State Equalized Tax Rate 2.94

TINTON FALLS BOROUGH – MONMOUTH CO.

Form of Government:
Borough Council
Number of Members on Governing Body 6

PER CAPITA.		PER CENT	
Gross Debt	727.80	Gross Debt	3.41
Net Debt	210.45	Net Debt	.99
Debt Service	16.44	Tax Levy Collected	94.65
Total Tax Levy	703.10	Tax Levy Cancelled, Abated or Adjusted	
Municipal Expenditures	350.35		

EXPENDITURES	
GENERAL GOVERNMENT	
Governing Body & Public Boards	
Municipal Clerk	
Financial Administration	41,000.00
Assessment of Taxes	39,800.00
Collection of Taxes	52,500.00
Planning, Housing & Development	60,300.00
Human Resources	1,000.00
Elections	
General Administration (other)	283,800.00
JUDICIARY	
Municipal Courts	53,800.00
PUBLIC SAFETY	
Fire Protection	93,500.00
Police Protection	557,970.29
Civil Defense & Disaster Control	250.00
Environmental Inspection & Control	52,000.00
Other Public Safety	
PUBLIC WORKS	
Streets and Drainage	301,000.00
Sewers and Sewage Processing	
Garbage and Trash Disposal	162,478.00
Public Buildings and Grounds	58,658.00
Other Public Works	
HEALTH and WELFARE	
Health Services Except Environmental	18,997.00
Welfare-Public Assistance	6,500.00
Hospitals, Clinics, First Aid	
Animal, Insect, & Rodent Control	
Other Welfare Services	
RECREATION and CONSERVATION	
Beaches and Boardwalks	
Parks, Playgrounds, Shade Trees	29,500.00
Land Reclamation & Conservation	500.00
Other Recreational Services	100.00
EDUCATION (excluding schools)	
Libraries	2,500.00
Other Educational Services	
STATUTORY EXPENDITURES	
Pensions & F. I. C. A.	163,500.41
Employee Fringe Benefits	60,000.00
Other Statutory Expenditures	5,000.00
CETA And Other Public Employment Programs	40,000.00
MUNICIPAL FUNCTIONS TOTAL	2,084,653.70
CAPITAL IMPROVEMENTS *MEMO*	9,000.00
DEBT SERVICE	
Principal Payments	50,000.00
Interest Payments	77,248.00
DEFERRED CHARGES	75,238.59
SCHOOL, COUNTY, SPECIAL DISTRICT TAXES	4,327,962.55
RESERVE FOR UNCOLLECTED TAXES	424,536.00
EXPENDITURES TOTAL	7,039,538.84

REVENUES-REALIZED	
1980 Property Taxes Collected	5,149,399.04
1980 Payments in Lieu of Taxes	
Delinquent Tax & Lien Collections	259,923.62
Business Personalty Replacement Taxes	178,046.40
Taxes from Public Utilities	445,940.00
Other Miscellaneous Tax Revenues	
State Aid Revenues	70,186.96
Federal Aid Revenues	40,000.00
State and Local Fiscal Assistance Act Utilized	116,570.29
Sale of Acquired Property	
Other Miscellaneous Revenues	353,151.27
Total	6,613,617.58
Prior Years Surplus Appropriated	275,000.00
REVENUES TOTAL	6,888,617.58
Reserve For Uncollected Taxes	424,536.00
CAPITAL OUTLAY TOTAL	649,253.16
Public Enterprises	345,377.82
Recreation—Culture	
Public Works	216,403.34
Buildings and Grounds	87,472.00
Library and Education	
Conservation	
All Other	

CAPITAL DEBT AUTHORIZED, DECEMBER 31, 1980

ISSUED AND UNISSUED	GROSS DEBT	NET DEBT
School	295,941	
Self-liquidating	3,708,306	
Other	1,628,894	1,628,894
Total	5,633,141	1,628,894

ISSUED AND OUTSTANDING	
School	295,941.00
Self-Liquidating	2,494,000.00
Other	1,580,000.00
Total	4,369,941.00
EQUALIZED VALUATION BASIS FOR NET DEBT COMPUTATION	165,387,018

REAL PROPERTY VALUATIONS

Code	Class	# of Parcels	% VAL'N	ASSESSED VALUATION
1	Vacant Land	523	6.01	10,031,100.00
2	Residential	1778	53.86	89,860,900.00
3	Farm	80	1.19	1,989,100.00
4a	Commercial	114	34.56	57,657,510.00
4b	Industrial	19	4.37	7,298,900.00
4c	Apartments			
Total		2514		166,837,510.00

Land Area 15.15 Sq. Miles

Net Valuation Taxable-Municipal	168,246,981
Net Valuation Taxable-County	173,399,840
State Equalized Valuation	183,248,719
State Equalization Ratio	91.75

1980 PROPERTY TAX	STATE EQUALIZED TAX RATE	
Local District School Taxes	1.12	2,054,673.32
Regional & Consolidated School Tax	.72	1,326,490.28
School Taxes in Municipal Budget		
County Taxes	.50	912,071.76
County Library Taxes	.02	34,627.12
Local Municipal Purpose Taxes	.58	1,071,185.29
Veteran & Senior Citizen Taxes		42,480.00
Total Taxes for Rate Computation	2.94	5,441,527.84
Special District Taxes:		
Bank Corp. Taxes		1,745.03
Added and Omitted Taxes		41,171.59
Total Taxes Levied ABSTRACT		5,441,964.46
Total Taxes Billed		5,440,219.43
1980 TAXES COLLECTED		5,149,399.04
1980 Taxes Cancelled, Abated or Adjusted		
Transfer to Tax Title Liens or Foreclosed		
Balance Outstanding Dec. 31, 1980		290,820.39

PRIOR YEARS TAXES OUTSTANDING	
Balance January 1, 1980	237,668.20
Collected in 1980	231,485.51
Cancelled, Abated or Adjusted 1980	
Transfers to Tax Title Liens or Foreclosed	
Balance December 31 1980	6,182.69
TAX TITLE LIENS OUTSTANDING	
Balance January 1, 1980	28,438.11
Transfer From Taxes	
Redeemed in 1980	28,438.11
Cancelled, Abated or Adjusted (1980)	
Transfers to Foreclosed Property	
Balance December 31, 1980	
PROPERTY ACQUIRED BY DEED OR FORECLOSURE	
Balance January 1, 1980	219,161.95
Transfers From Taxes or Liens	
Sale for Cash (1980)	
Cancelled Abated or Adjusted (1980)	
Balance December 31, 1980	219,161.95

CURRENT FINANCES DECEMBER 31, 1980 ASSETS	
Cash Dec. 31, 1980	1,912,280.56
Taxes Receivable	297,003.08
Tax Title Liens	
Foreclosed Property	219,161.95
Emergencies & Other Deferred Charges	39,000.00
State and Federal Aid Receivable	
Other Receivables	28,660.69
Total	2,496,106.28
LIABILITIES, RESERVES, AND SURPLUS	
Cash Liabilities	1,326,135.15
Reserves for Receivables	544,825.72
Surplus Dec. 31, 1980	625,145.41
Total	2,496,106.28

1980/3000

1612

Population 1970 11,595
Population 1980 11,448
S & P Rating
Moody Rating A

General Tax Rate Per $100. 2.28
State Equalized Tax Rate 1.60

TOTOWA BOROUGH – PASSAIC COUNTY

Form of Government:
Borough Council
Number of Members on Governing Body 6

PER CAPITA:		PER CENT:	
Gross Debt	377.05	Gross Debt	1.18
Net Debt	280.15	Net Debt	.88
Debt Service	17.66	Tax Levy Collected	98.42
Total Tax Levy	620.68	Tax Levy Cancelled, Abated or Adjusted	.05
Municipal Expenditures	232.69		

EXPENDITURES	
GENERAL GOVERNMENT	
Governing Body & Public Boards	7,069.00
Municipal Clerk	
Financial Administration	26,869.00
Assessment of Taxes	36,347.09
Collection of Taxes	17,106.72
Planning, Housing & Development	6,300.00
Human Resources	4,365.26
Elections	2,750.00
General Administration (other)	276,493.97
JUDICIARY	
Municipal Courts	26,327.04
PUBLIC SAFETY	
Fire Protection	67,571.25
Police Protection	564,245.94
Civil Defense & Disaster Control	1,560.00
Environmental Inspection & Control	26,368.00
Other Public Safety	
PUBLIC WORKS	
Streets and Drainage	314,151.33
Sewers and Sewage Processing	196,817.48
Garbage and Trash Disposal	198,759.92
Public Buildings and Grounds	40,000.00
Other Public Works	54,000.00
HEALTH and WELFARE	
Health Services Except Environmental	33,064.00
Welfare-Public Assistance	4,935.00
Hospitals, Clinics, First Aid	
Animal, Insect, & Rodent Control	
Other Welfare Services	
RECREATION and CONSERVATION	
Beaches and Boardwalks	
Parks, Playgrounds, Shade Trees	30,069.60
Land Reclamation & Conservation	
Other Recreational Services	2,000.00
EDUCATION (excluding schools)	
Libraries	104,000.00
Other Educational Services	
STATUTORY EXPENDITURES	
Pensions & F. I. C. A.	138,395.01
Employee Fringe Benefits	58,145.00
Other Statutory Expenditures	5,000.00
CETA And Other Public Employment Programs	9,000.00
MUNICIPAL FUNCTIONS TOTAL	2,251,770.61
CAPITAL IMPROVEMENTS - *MEMO*	28,000.00
DEBT SERVICE	
Principal Payments	114,858.00
Interest Payments	87,259.73
DEFERRED CHARGES	72,774.08
SCHOOL, COUNTY, SPECIAL DISTRICT TAXES	6,247,987.85
RESERVE FOR UNCOLLECTED TAXES	137,102.40
EXPENDITURES TOTAL	8,911,792.67

REVENUES-REALIZED		
1980 Property Taxes Collected		6,972,668.58
1980 Payments in Lieu of Taxes		
Delinquent Tax & Lien Collections		157,502.33
Business Personalty Replacement Taxes		275,536.52
Taxes from Public Utilities		746,992.00
Other Miscellaneous Tax Revenues		66,000.00
State Aid Revenues		90,381.82
Federal Aid Revenues		7,000.09
State and Local Fiscal Assistance Act Utilized		104,334.00
Sale of Acquired Property		
Other Miscellaneous Revenues		437,107.83
	Total	8,857,523.17
Prior Years Surplus Appropriated		367,100.00
REVENUES	TOTAL	9,224,623.17
Reserve For Uncollected Taxes		137,102.40
CAPITAL OUTLAY	TOTAL	368,978.20
Public Enterprises		10,062.42
Recreation—Culture		
Public Works		282,867.04
Buildings and Grounds		76,048.74
Library and Education		
Conservation		
All Other		

CAPITAL DEBT AUTHORIZED, DECEMBER 31, 1980

ISSUED AND UNISSUED	GROSS DEBT	NET DEBT
School	736,109	
Self-liquidating	410,468	37,241
Other	3,169,899	3,169,899
Total	4,316,477	3,207,140

ISSUED AND OUTSTANDING	
School	736,109.57
Self-Liquidating	212,225.00
Other	2,888,552.00
Total	3,836,886.57
EQUALIZED VALUATION BASIS FOR NET DEBT COMPUTATION	365,789,637

REAL PROPERTY VALUATIONS

Code	Class	# of Parcels	% VAL'N	ASSESSED VALUATION
1	Vacant Land	120	1.92	5,894,000.00
2	Residential	2962	50.80	156,036,000.00
3	Farm	1		5,300.00
4a	Commercial	137	21.59	66,314,900.00
4b	Industrial	60	25.69	78,906,000.00
4c	Apartments			
Total		3280		307,156,200.00

Land Area 4.00 Sq. Miles

Net Valuation Taxable-Municipal	309,747,501
Net Valuation Taxable-County	375,715,861
State Equalized Valuation	439,887,747
State Equalization Ratio	70.24

1980 PROPERTY TAX		
STATE EQUALIZED TAX RATE		
Local District School Taxes	.45	1,984,165.75
Regional & Consolidated School Tax	.41	1,829,767.19
School Taxes in Municipal Budget		
County Taxes	.55	2,434,054.91
County Library Taxes		
Local Municipal Purpose Taxes	.18	795,859.02
Veteran & Senior Citizen Taxes		135,260.00
Total Taxes for Rate Computation	1.59	7,179,106.87
Special District Taxes		
Bank Corp. Taxes		39,380.29
Added and Omitted Taxes		27,356.26
Total Taxes Levied - ABSTRACT		7,105,583.52
Total Taxes Billed		7,084,599.38
1980 TAXES COLLECTED		6,972,668.58
1980 Taxes Cancelled, Abated or Adjusted		3,893.77
Transfer to Tax Title Liens or Foreclosed		1,475.16
Balance Outstanding Dec. 31, 1980		106,561.87
PRIOR YEARS TAXES OUTSTANDING		
Balance January 1, 1980		84,828.67
Collected in 1980		70,590.39
Cancelled, Abated or Adjusted 1980		13,888.41
Transfers to Tax Title Liens or Foreclosed		
Balance December 31, 1980		349.87
TAX TITLE LIENS OUTSTANDING		
Balance January 1, 1980		97,025.16
Transfer From Taxes		1,475.16
Redeemed in 1980		86,911.94
Cancelled, Abated or Adjusted (1980)		
Transfers to Foreclosed Property		
Balance December 31, 1980		11,588.38
PROPERTY ACQUIRED BY DEED OR FORECLOSURE		
Balance January 1, 1980		18,800.00
Transfers From Taxes or Liens		
Sale for Cash (1980)		
Cancelled, Abated or Adjusted (1980)		
Balance December 31, 1980		18,800.00

CURRENT FINANCES DECEMBER 31, 1980	
ASSETS	
Cash Dec. 31, 1980	2,458,853.09
Taxes Receivable	106,911.74
Tax Title Liens	11,588.38
Foreclosed Property	18,800.00
Emergencies & Other Deferred Charges	20,833.33
State and Federal Aid Receivable	503.23
Other Receivables	86,149.78
Total	2,703,639.55
LIABILITIES, RESERVES, AND SURPLUS	
Cash Liabilities	2,005,920.40
Reserves for Receivables	223,449.50
Surplus Dec. 31, 1980	470,269.25
Total	2,703,639.55

1980 3000

1111

Population 1970 104,945
Population 1980 92,124
S & P Rating A-
Moody Rating A

General Tax Rate Per $100. 9.92
State Equalized Tax Rate 5.25

TRENTON CITY – MERCER COUNTY

Form of Government:

Mayor-Council Plan C (OMCL50)
Number of Members on Governing Body 7

PER CAPITA		PER CENT	
Gross Debt	999.30	Gross Debt	16.85
Net Debt	153.59	Net Debt	2.59
Debt Service	24.15	Tax Levy Collected	98.11
Total Tax Levy	369.38	Tax Levy Cancelled, Abated or Adjusted	1.40
Municipal Expenditures	539.52		

EXPENDITURES	
GENERAL GOVERNMENT	
Governing Body & Public Boards	369,941.00
Municipal Clerk	128,613.00
Financial Administration	271,155.00
Assessment of Taxes	146,858.00
Collection of Taxes	147,845.00
Planning, Housing & Development	406,840.00
Human Resources	2,648,224.35
Elections	22,804.00
General Administration (other)	1,486,413.00
JUDICIARY	
Municipal Courts	326,007.00
PUBLIC SAFETY	
Fire Protection	6,458,984.00
Police Protection	8,654,283.18
Civil Defense & Disaster Control	25,452.00
Environmental Inspection & Control	75,947.00
Other Public Safety	14,053.00
PUBLIC WORKS	
Streets and Drainage	432,823.00
Sewers and Sewage Processing	
Garbage and Trash Disposal	1,235,160.00
Public Buildings and Grounds	782,832.00
Other Public Works	1,938,694.00
HEALTH and WELFARE	
Health Services Except Environmental	3,084,194.98
Welfare-Public Assistance	720,000.00
Hospitals, Clinics, First Aid	
Animal, Insect, & Radent Control	46,363.00
Other Welfare Services	289,684.00
RECREATION and CONSERVATION	
Beaches and Boardwalks	
Parks, Playgrounds, Shade Trees	376,327.00
Land Reclamation & Canservation	5,400.00
Other Recreational Services	589,893.00
EDUCATION (excluding schools)	
Libraries	873,261.00
Other Educatianal Services	51,312.00
STATUTORY EXPENDITURES	
Pensions & F. I. C. A.	4,163,960.00
Employee Fringe Benefits	852,193.00
Other Statutary Expenditures	87,517.00
CETA And Other Public Employment Programs	6,328,087.00
MUNICIPAL FUNCTIONS TOTAL	43,041,170.51
CAPITAL IMPROVEMENTS *MEMO*	40,000.00
DEBT SERVICE	
Principal Payments	1,296,000.00
Interest Payments	932,779.57
TYPE I SCHL DEBT *MEMO	337,661.00
DEFERRED CHARGES	73,967.00
SCHOOL, COUNTY, SPECIAL DISTRICT TAXES	16,259,490.17
RESERVE FOR UNCOLLECTED TAXES	4,359,256.48
EXPENDITURES TOTAL	65,962,663.73

REVENUES-REALIZED	
1980 Property Taxes Collected	29,875,479.14
1980 Payments in Lieu of Taxes	603,070.82
Delinquent Tax & Lien Collections	2,870,214.29
Business Personalty Replacement Taxes	3,282,238.08
Taxes from Public Utilities	3,049,020.00
Other Miscellaneous Tax Revenues	31,654.69
State Aid Revenues	8,821,463.07
Federal Aid Revenues	7,595,156.00
State and Local Fiscal Assistance Act Utilized	1,567,436.58
Sale of Acquired Property	199,840.96
Other Miscellaneous Revenues	3,597,312.78
Total	61,496,886.41
Prior Years Surplus Appropriated	900,000.00
REVENUES TOTAL	62,396,886.41
Reserve For Uncollected Taxes	4,359,256.48
CAPITAL OUTLAY TOTAL	16,554,635.83
Public Enterprises	12,571,668.76
Recreation—Culture	65,477.09
Public Works	665,576.47
Buildings and Grounds	3,224,344.76
Library and Education	27,568.75
Conservation	
All Other	

CAPITAL DEBT AUTHORIZED, DECEMBER 31, 1980

ISSUED AND UNISSUED	GROSS DEBT	NET DEBT
School	25,184,000	
Self-liquidating	45,492,731	
Other	21,389,826	14,148,880
Total	92,066,558	14,148,880

ISSUED AND OUTSTANDING	
School	15,849,000.00
Self-Liquidating	34,506,000.00
Other	14,401,000.00
Total	64,756,000.00
EQUALIZED VALUATION BASIS FOR NET DEBT COMPUTATION	546,457,964

REAL PROPERTY VALUATIONS

Code	Class	# of Parcels	% VAL'N	ASSESSED VALUATION
1	Vacant Land	937	.74	2,342,170.00
2	Residential	21652	56.16	178,178,450.00
3	Farm			
4a	Cammercial	2977	30.36	96,321,670.00
4b	Industrial	178	8.68	27,543,200.00
4c	Apartments	164	4.05	12,861,210.00
Total		25908		317,246,700.00

Land Area 7.50 Sq. Miles

Net Valuation Taxable-Municipal	338,883,023
Net Valuation Taxable-County	607,154,086
State Equalized Valuation	623,206,543
State Equalization Ratio	52.97

1980 PROPERTY TAX	STATE EQUALIZED TAX RATE	
Local District School Taxes	1.66	10,618,744.00
Regional & Consolidated School Tax		
School Taxes in Municipal Budget	.01	74,806.00
County Taxes	.86	5,400,540.17
County Library Taxes		
Local Municipal Purpose Taxes	2.72	17,431,672.30
Veteran & Senior Citizen Taxes		764,325.00
Total Taxes for Rate Computation	5.25	34,380,487.47
Special District Taxes		75,000.00
Bank Corp. Taxes		121,775.40
Added and Omitted Taxes		215,941.87
Total Taxes Levied - ABSTRACT		34,028,870.82
Total Taxes Billed		33,907,104.34
1980 TAXES COLLECTED		29,875,479.14
1980 Taxes Cancelled, Abated or Adjusted		475,472.50
Transfer to Tax Title Liens or Foreclosed		309,004.57
Balance Outstanding Dec 31, 1980		3,247,148.13
PRIOR YEARS TAXES OUTSTANDING		
Balance January 1, 1980		2,473,081.53
Collected in 1980		1,627,786.72
Cancelled, Abated or Adjusted 1980		209,583.17
Transfers to Tax Title Liens or Foreclosed		635,711.64
Balance December 31, 1980		
TAX TITLE LIENS OUTSTANDING		
Balance January 1, 1980		3,466,820.82
Transfer From Taxes		761,548.04
Redeemed in 1980		1,242,427.57
Cancelled, Abated or Adjusted (1980)		113,400.52
Transfers to Foreclosed Property		750,107.83
Balance December 31, 1980		2,155,441.54
PROPERTY ACQUIRED BY DEED OR FORECLOSURE		
Balance January 1, 1980		7,025,413.60
Transfers From Taxes or Liens		1,059,112.40
Sale for Cash (1980)		224,000.96
Cancelled, Abated or Adjusted (1980)		726,794.04
Balance December 31, 1980		7,123,731.00
CURRENT FINANCES DECEMBER 31, 1980		
ASSETS		
Cash Dec. 31, 1980		5,283,746.71
Taxes Receivable		3,247,148.13
Tax Title Liens		2,155,441.54
Foreclosed Property		7,123,731.00
Emergencies & Other Deferred Charges		443,418.68
State and Federal Aid Receivable		371,723.03
Other Receivables		565,639.28
Total		19,190,858.37
LIABILITIES, RESERVES, AND SURPLUS		
Cash Liabilities		4,487,467.33
Reserves for Receivables		13,091,959.95
Surplus Dec. 31, 1980		1,611,431.09
Total		19,190,858.37

1980/3000

* ABOVE DEBT SERVICE INCLUDES TYPE I SCHOOL DEBT

1532

Population 1970 1,930
Population 1980 2,472
S & P Rating
Moody Rating

General Tax Rate Per $100. 3.52
State Equalized Tax Rate 2.46

TUCKERTON BOROUGH – OCEAN COUNTY

Form of Government:
Borough Council
Number of Members on Governing Body 6

PER CAPITA:		PER CENT:	
Gross Debt	958.67	Gross Debt	5.51
Net Debt	243.71	Net Debt	1.40
Debt Service	13.44	Tax Levy Collected	88.27
Total Tax Levy	489.48	Tax Levy Cancelled, Abated or Adjusted	
Municipal Expenditures	279.36		

EXPENDITURES	
GENERAL GOVERNMENT	
Governing Body & Public Boards	
Municipal Clerk	
Financial Administration	5,850.00
Assessment of Taxes	6,912.00
Collection of Taxes	18,113.00
Planning, Housing & Development	2,018.00
Human Resources	2,000.00
Elections	
General Administration (other)	67,075.00
JUDICIARY	
Municipal Courts	15,226.00
PUBLIC SAFETY	
Fire Protection	12,600.00
Police Protection	128,584.00
Civil Defense & Disaster Control	160.00
Environmental Inspection & Control	9,131.00
Other Public Safety	
PUBLIC WORKS	
Streets and Drainage	52,624.38
Sewers and Sewage Processing	
Garbage and Trash Disposal	57,020.00
Public Buildings and Grounds	2,875.00
Other Public Works	
HEALTH and WELFARE	
Health Services Except Environmental	2,405.00
Welfare-Public Assistance	1,750.00
Hospitals, Clinics, First Aid	1,500.00
Animal, Insect, & Rodent Control	4,550.00
Other Welfare Services	
RECREATION and CONSERVATION	
Beaches and Boardwalks	
Parks, Playgrounds, Shade Trees	
Land Reclamation & Conservation	
Other Recreational Services	4,438.00
EDUCATION (excluding schools)	
Libraries	3,000.00
Other Educational Services	
STATUTORY EXPENDITURES	
Pensions & F. I. C. A.	27,292.62
Employee Fringe Benefits	14,040.00
Other Statutory Expenditures	2,500.00
CETA And Other Public Employment Programs	33,000.00
MUNICIPAL FUNCTIONS TOTAL	474,664.00
CAPITAL IMPROVEMENTS *MEMO*	2,000.00
DEBT SERVICE	
Principal Payments	10,000.00
Interest Payments	23,225.00
DEFERRED CHARGES	8,100.00
SCHOOL, COUNTY, SPECIAL DISTRICT TAXES	1,075,094.39
RESERVE FOR UNCOLLECTED TAXES	174,586.00
EXPENDITURES TOTAL	1,765,669.39

REVENUES-REALIZED	
1980 Property Taxes Collected	1,064,334.23
1980 Payments in Lieu of Taxes	
Delinquent Tax & Lien Collections	106,201.58
Business Personalty Replacement Taxes	17,107.60
Taxes from Public Utilities	124,712.00
Other Miscellaneous Tax Revenues	
State Aid Revenues	15,168.19
Federal Aid Revenues	20,615.35
State and Local Fiscal Assistance Act Utilized	61,857.38
Sale of Acquired Property	
Other Miscellaneous Revenues	147,491.88
Total	1,557,488.21
Prior Years Surplus Appropriated	226,000.00
REVENUES TOTAL	1,783,488.21
Reserve For Uncollected Taxes	174,586.00
CAPITAL OUTLAY TOTAL	83,916.50
Public Enterprises	
Recreation—Culture	
Public Works	31,576.41
Buildings and Grounds	52,340.09
Library and Education	
Conservation	
All Other	

CAPITAL DEBT AUTHORIZED, DECEMBER 31, 1980

ISSUED AND UNISSUED	GROSS DEBT	NET DEBT
School	1,767,373	
Self-liquidating		
Other	602,460	602,460
Total	2,369,833	602,460
ISSUED AND OUTSTANDING		
School		1,292,373.75
Self-Liquidating		
Other		360,000.00
Total		1,652,373.75
EQUALIZED VALUATION BASIS FOR NET DEBT COMPUTATION		43,005,149

REAL PROPERTY VALUATIONS

Code	Class	# of Parcels	% VAL'N	ASSESSED VALUATION
1	Vacant Land	403	8.50	2,795,850.00
2	Residential	1239	74.35	24,463,650.00
3	Farm			
4a	Commercial	96	13.93	4,585,000.00
4b	Industrial			
4c	Apartments	1	3.22	1,061,000.00
Total		1739		32,905,500.00

Land Area 3.70 Sq. Miles

Net Valuation Taxable-Municipal	33,596,303
Net Valuation Taxable-County	44,760,346
State Equalized Valuation	47,648,402
State Equalization Ratio	70.06

1980 PROPERTY TAX		
STATE EQUALIZED TAX RATE		
Local District School Taxes	.67	321,000.00
Regional & Consolidated School Tax	1.13	542,661.11
School Taxes in Municipal Budget		
County Taxes	.42	* 200,058.39
County Library Taxes	.02	11,374.89
Local Municipal Purpose Taxes	.22	104,200.00
Veteran & Senior Citizen Taxes		31,880.00
Total Taxes for Rate Computation	2.46	1,211,174.39
Special District Taxes		
Bank Corp. Taxes		4,209.09
Added and Omitted Taxes		26,484.16
Total Taxes Levied - ABSTRACT		1,209,987.64
Total Taxes Billed		1,205,778.55
1980 TAXES COLLECTED		1,064,334.23
1980 Taxes Cancelled, Abated or Adjusted		
Transfer to Tax Title Liens or Foreclosed		
Balance Outstanding Dec. 31, 1980		141,444.32
PRIOR YEARS TAXES OUTSTANDING		
Balance January 1, 1980		114,427.56
Collected in 1980		93,746.58
Cancelled, Abated or Adjusted 1980		
Transfers to Tax Title Liens or Foreclosed		
Balance December 31, 1980		20,680.98
TAX TITLE LIENS OUTSTANDING		
Balance January 1, 1980		111,186.86
Transfer From Taxes		
Redeemed in 1980		12,455.00
Cancelled, Abated or Adjusted (1980)		
Transfers to Foreclosed Property		
Balance December 31, 1980		98,731.86
PROPERTY ACQUIRED BY DEED OR FORECLOSURE		
Balance January 1, 1980		194,660.00
Transfers From Taxes or Liens		
Sale for Cash (1980)		
Cancelled, Abated or Adjusted (1980)		
Balance December 31, 1980		194,660.00

CURRENT FINANCES DECEMBER 31, 1980 ASSETS	
Cash Dec. 31, 1980	547,243.89
Taxes Receivable	162,125.30
Tax Title Liens	98,731.86
Foreclosed Property	194,660.00
Emergencies & Other Deferred Charges	33,800.00
State and Federal Aid Receivable	
Other Receivables	95,273.38
Total	1,131,834.43
LIABILITIES, RESERVES, AND SURPLUS	
Cash Liabilities	208,335.79
Reserves for Receivables	550,790.54
Surplus Dec 31, 1980	372,709.11
Total	1,131,834.43

980 1000

*Includes County Health Service Taxes or County Vocational School Taxes. See Table 13, pgs. 675, 676.

0910

Papulation 1970 57,630
Papulation 1980 55,593
S & P Rating
Moody Rating PAA

General Tax Rate Per $100. 7.02
State Equalized Tax Rate 5.85

UNION CITY – HUDSON COUNTY

Form of Government:
Commission (1911)
Number of Members on Governing Body 5

PER CAPITA		PER CENT	
Grass Debt	251.80	Grass Debt	4.43
Net Debt	47.24	Net Debt	.83
Deot Service	24.82	Tax Levy Collected	94.20
Tatal Tax Levy	367.50	Tax Levy Cancelled. Abated or Adjusted	1.03
Municipal Expenditures	415.35		

EXPENDITURES	
GENERAL GOVERNMENT	
Governing Body & Public Boards	86,000.00
Municipal Clerk	47,700.00
Financial Administration	235,880.93
Assessment of Taxes	96,000.00
Collection of Taxes	98,950.00
Planning, Housing & Development	50,700.00
Human Resources	2,215,322.00
Elections	53,500.00
General Administration (other)	1,182,292.19
JUDICIARY	
Municipal Courts	163,500.00
PUBLIC SAFETY	
Fire Protection	3,127,474.00
Police Protection	3,514,941.30
Civil Defense & Disaster Control	5,100.00
Environmental Inspection & Control	171,000.00
Other Public Safety	
PUBLIC WORKS	
Streets and Drainage	1,568,752.00
Sewers and Sewage Processing	372,495.32
Garbage and Trash Disposal	840,000.00
Public Buildings and Grounds	252,000.00
Other Public Works	14,780.00
HEALTH and WELFARE	
Health Services Except Environmental	635,968.00
Welfare-Public Assistance	196,250.00
Hospitals, Clinics, First Aid	
Animal, Insect, & Rodent Control	
Other Welfare Services	
RECREATION and CONSERVATION	
Beaches and Boardwalks	
Parks, Playgrounds, Shade Trees	348,000.00
Land Reclamation & Conservation	
Other Recreational Services	3,999.70
EDUCATION (excluding schools)	
Libraries	319,675.00
Other Educational Services	
STATUTORY EXPENDITURES	
Pensions & F. I. C. A.	1,783,202.75
Employee Fringe Benefits	681,358.00
Other Statutory Expenditures	69,000.00
CETA And Other Public Employment Programs	2,032,531.18
MUNICIPAL FUNCTIONS TOTAL	20,166,412.37
CAPITAL IMPROVEMENTS *MEMO*	20,000.00
DEBT SERVICE	
Principal Payments	800,000.00
Interest Payments	580,090.25
TYPE I SCHL DEBT *MEMO	655,446.00
DEFERRED CHARGES	391,751.30
SCHOOL, COUNTY, SPECIAL DISTRICT TAXES	9,958,767.72
RESERVE FOR UNCOLLECTED TAXES	1,152,401.74
EXPENDITURES TOTAL	33,049,423.38

REVENUES-REALIZED		
1980 Property Taxes Collected		19,200,493.56
1980 Payments in Lieu of Taxes		303,553.11
Delinquent Tax & Lien Collections		870,438.85
Business Personalty Replacement Taxes		1,163,790.76
Taxes from Public Utilities		1,120,796.00
Other Miscellaneous Tax Revenues		226,816.47
State Aid Revenues		4,207,488.70
Federal Aid Revenues		1,886,445.53
State and Local Fiscal Assistance Act Utilized		939,115.00
Sale of Acquired Property		
Other Miscellaneous Revenues		1,346,232.58
	Total	31,265,170.56
Prior Years Surplus Appropriated		454,523.00
REVENUES	TOTAL	31,719,693.56
Reserve For Uncollected Taxes		1,152,401.74
CAPITAL OUTLAY	TOTAL	106,907.05
Public Enterprises		
Recreation—Culture		9,502.69
Public Works		35,266.11
Buildings and Grounds		62,138.25
Library and Education		
Conservation		
All Other		

CAPITAL DEBT AUTHORIZED, DECEMBER 31, 1980

ISSUED AND UNISSUED	GROSS DEBT	NET DEBT
School	10,654,893	
Self-liquidating		
Other	3,343,674	2,626,000
Total	13,998,567	2,626,000
ISSUED AND OUTSTANDING		
School		7,764,893.00
Self-Liquidating		
Other		3,343,674.00
Total		11,108,567.00
EQUALIZED VALUATION BASIS FOR NET DEBT COMPUTATION		316,290,113

REAL PROPERTY VALUATIONS

Code	Class	# of Parcels	% VAL'N	ASSESSED VALUATION
1	Vacant Land	214	1.01	2,790,200.00
2	Residential	3586	39.07	107,543,650.00
3	Farm			
4a	Commercial	1546	33.68	92,729,200.00
4b	Industrial	149	4.27	11,752,900.00
4c	Apartments	702	21.97	60,476,600.00
Total		6197		275,292,550.00

Land Area 1.40 Sq. Miles

Net Valuation Taxable-Municipal	289,873,765
Net Valuation Taxable-County	356,042,040
State Equalized Valuation	344,726,549
State Equalization Ratio	83.39

1980 PROPERTY TAX		
STATE EQUALIZED TAX RATE →		
Local District School Taxes	1.65	5,746,485.00
Regional & Consolidated School Tax		
School Taxes in Municipal Budget		
County Taxes	1.21	* 4,212,282.72
County Library Taxes		
Local Municipal Purpose Taxes	2.99	10,396,979.81
Veteran & Senior Citizen Taxes		137,580.00
Total Taxes for Rate Computation	5.85	20,493,327.53
Special District Taxes		
Bank Corp. Taxes		57,157.30
Added and Omitted Taxes		17,751.85
Total Taxes Levied - ABSTRACT		20,430,656.68
Total Taxes Billed		20,281,859.96
1980 TAXES COLLECTED		19,200,493.56
1980 Taxes Cancelled, Abated or Adjusted		210,073.85
Transfer to Tax Title Liens or Foreclosed		113,293.28
Balance Outstanding Dec. 31, 1980		857,999.13
PRIOR YEARS TAXES OUTSTANDING		
Balance January 1, 1980		835,204.44
Collected in 1980		650,595.97
Cancelled, Abated or Adjusted 1980		20,458.40
Transfers to Tax Title Liens or Foreclosed		163,719.63
Balance December 31, 1980		430.44
TAX TITLE LIENS OUTSTANDING		
Balance January 1, 1980		162,454.77
Transfer From Taxes		297,099.68
Redeemed in 1980		219,842.89
Cancelled, Abated or Adjusted (1980)		.10
Transfers to Foreclosed Property		43,411.84
Balance December 31, 1980		196,299.63
PROPERTY ACQUIRED BY DEED OR FORECLOSURE		
Balance January 1, 1980		451,488.16
Transfers From Taxes or Liens		43,411.84
Sale for Cash (1980)		84,500.00
Cancelled, Abated or Adjusted (1980)		252,650.00
Balance December 31, 1980		157,750.00
CURRENT FINANCES DECEMBER 31, 1980		
ASSETS		
Cash Dec. 31, 1980		5,431,872.30
Taxes Receivable		858,429.57
Tax Title Liens		196,299.63
Foreclosed Property		157,750.00
Emergencies & Other Deferred Charges		177,712.00
State and Federal Aid Receivable		
Other Receivables		694,953.19
Total		7,517,016.69
LIABILITIES, RESERVES, AND SURPLUS		
Cash Liabilities		5,655,992.58
Reserves for Receivables		1,310,201.72
Surplus Dec. 31, 1980		550,822.39
Total		7,517,016.69

1980/3000

* ABOVE DEBT SERVICE INCLUDES TYPE I SCHOOL DEBT

*Includes County Health Service Taxes or County Vocational School Taxes. See Table 13, pgs. 675,676.

1025

Population 1970	2,355
Population 1980	3,571
S & P Roting	
Moody Roting	

General Tox Rate Per $100. 3.48

State Equolized Tox Rate 1.94

UNION TOWNSHIP — HUNTERDON COUNTY

Form of Government:

Township Committee

Number of Members on Governing Body 3

PER CAPITA:		PER CENT:	
Gross Debt	322.29	Gross Debt	1.71
Net Debt		Net Debt	
Debt Service		Tax Levy Collected	91.83
Totol Tax Levy	467.48	Tax Levy Concelled, Aboted or Adjusted	.02
Municipol Expenditures	141.74		

EXPENDITURES	
GENERAL GOVERNMENT	
Governing Body & Public Boards	
Municipal Clerk	
Finonciol Administrotion	10,500.00
Assessment of Toxes	16,300.00
Collection of Toxes	17,000.00
Plonning, Housing & Development	14,390.16
Humon Resources	1,051.36
Elections	
Generol Administrotion (other)	76,695.85
JUDICIARY	
Municipol Courts	21,438.89
PUBLIC SAFETY	
Fire Protection	17,300.00
Police Protection	14,870.00
Civil Defense & Disoster Control	100.00
Environmentol Inspection & Control	17,499.84
Other Public Safety	
PUBLIC WORKS	
Streets and Droinage	113,800.00
Sewers and Sewoge Processing	11,900.00
Gorboge ond Trosh Disposol	4,500.00
Public Buildings ond Grounds	41,350.00
Other Public Works	15,641.00
HEALTH and WELFARE	
Health Services Except Environmental	225.00
Welfore-Public Assistonce	500.00
Hospitols, Clinics, First Aid	
Animol, Insect, & Rodent Control	1,937.15
Other Welfore Services	
RECREATION and CONSERVATION	
Beoches ond Boordwolks	
Porks, Ploygrounds, Shode Trees	
Lond Reclomotion & Conservation	50.00
Other Recreationol Services	3,276.75
EDUCATION (excluding schools)	
Librories	
Other Educotionol Services	
STATUTORY EXPENDITURES	
Pensions & F. I. C. A	10,890.00
Employee Fringe Benefits	6,500.00
Other Stotutory Expenditures	1,000.00
CETA And Other Public Employment Progroms	
MUNICIPAL FUNCTIONS TOTAL	419,116.00
CAPITAL IMPROVEMENTS *MEMO*	30,000.00
DEBT SERVICE	
Principal Payments	
Interest Payments	
DEFERRED CHARGES	6,701.21
SCHOOL, COUNTY, SPECIAL DISTRICT TAXES	1,780,021.47
RESERVE FOR UNCOLLECTED TAXES	137,027.00
EXPENDITURES TOTAL	2,342,865.68

REVENUES-REALIZED		
1980 Property Taxes Collected		1,705,165.52
1980 Poyments in Lieu of Taxes		6,521.80
Delinquent Tox & Lien Collections		95,211.44
Business Personolty Replacement Taxes		49,485.36
Toxes from Public Utilities		105,695.00
Other Miscelloneous Tax Revenues		
Stote Aid Revenues		19,310.76
Federal Aid Revenues		
Stote ond Locol Fiscol Assistonce Act Utilized		47,662.00
Sole of Acquired Property		
Other Miscellaneous Revenues		193,659.92
	Total	2,222,811.80
Prior Years Surplus Appropriated		193,317.09
REVENUES	TOTAL	2,416,128.89
Reserve For Uncollected Taxes		137,027.00

CAPITAL OUTLAY	TOTAL
Public Enterprises	
Recreotion—Culture	
Public Works	
Buildings and Grounds	
Library and Educotion	
Conservotion	
All Other	

CAPITAL DEBT AUTHORIZED, DECEMBER 31, 1980

ISSUED AND UNISSUED	GROSS DEBT	NET DEBT
School	1,279,830	
Self-liquidoting		
Other		
Totol	1,279,830	

ISSUED AND OUTSTANDING	
School	1,004,830.23
Self-Liquidoting	
Other	
Totol	1,004,830.23
EQUALIZED VALUATION BASIS FOR NET DEBT COMPUTATION	74,817,923

REAL PROPERTY VALUATIONS

Code	Closs	# of Porcels	% VAL'N	ASSESSED VALUATION
1	Vocant Land	177	5.04	2,554,100.00
2	Residential	1000	72.38	36,649,420.00
3	Form	245	12.42	6,290,200.00
4o	Commercial	35	8.13	4,116,353.00
4b	Industrial	6	1.95	986,500.00
4c	Apartments	1	.08	38,000.00
Totol		1464		50,634,573.00

Lond Area 18.10 Sq. Miles

Net Voluotion Toxable-Municipal	51,242,853
Net Voluotion Toxoble-County	83,769,804
Stote Equolized Voluation	91,434,417
Stote Equolization Rotio	55.75

1980 PROPERTY TAX		
STATE EQUALIZED TAX RATE	.72	
Local District School Taxes		665,620.00
Regionol & Consolidoted School Tax	.82	755,852.35
School Taxes in Municipol Budget		
County Toxes	.37	338,814.55
County Library Taxes	.02	19,734.57
Locol Municipol Purpose Toxes		
Veteron & Senior Citizen Toxes		17,500.00
Totol Taxes for Rate Computation	1.93	1,797,521.47
Speciol District Taxes		
Bank Corp. Taxes		2,133.22
Added ond Omitted Taxes		74,217.44
Totol Toxes Levied - ABSTRACT		1,856,372.13
Totol Toxes Billed		1,856,918.73
1980 TAXES COLLECTED		1,705,165.52
1980 Toxes Concelled, Abated or Adjusted		408.90
Transfer to Tox Title Liens or Foreclosed		22,288.01
Bolonce Outstanding Dec. 31, 1980		129,056.30

PRIOR YEARS TAXES OUTSTANDING	
Bolonce Jonuary 1, 1980	95,983.49
Collected in 1980	76,294.39
Concelled, Abated or Adjusted 1980	
Transfers to Tox Title Liens or Foreclosed	1,243.72
Bolonce December 31, 1980	18,445.38
TAX TITLE LIENS OUTSTANDING	
Bolonce Jonuary 1, 1980	68,195.09
Tronsfer From Toxes	23,680.41
Redeemed in 1980	19,017.05
Concelled, Aboted or Adjusted (1980)	
Tronsfers to Foreclosed Property	
Bolonce December 31, 1980	72,858.45
PROPERTY ACQUIRED BY DEED OR FORECLOSURE	
Bolonce Jonuory 1, 1980	
Tronsfers From Toxes or Liens	
Sole for Cosh (1980)	
Concelled, Aboted or Adjusted (1980)	
Bolonce December 31, 1980	

CURRENT FINANCES DECEMBER 31, 1980	
ASSETS	
Cosh Dec. 31, 1980	1,046,068.42
Toxes Receivable	147,501.68
Tax Title Liens	72,858.45
Foreclosed Property	
Emergencies & Other Deferred Charges	2,857.43
State and Federal Aid Receivable	1,116.69
Other Receivables	8,321.23
Total	1,278,723.90
LIABILITIES, RESERVES, AND SURPLUS	
Cosh Liabilities	673,761.98
Reserves for Receivables	228,681.36
Surplus Dec. 31, 1980	376,280.66
Totol	1,278,723.90

2019

Population 1970 53,120
Population 1980 50,184
S & P Rating AA
Moody Rating AA

General Tax Rate Per $100. 2.82
State Equalized Tax Rate 1.97

UNION TOWNSHIP — UNION COUNTY

Form of Government:
Township Committee
Number of Members on Governing Body 5

PER CAPITA		PER CENT	
Gross Debt	316.40	Gross Debt	1.23
Net Debt	261.92	Net Debt	1.10
Debt Service	15.39	Tax Levy Collected	97.86
Total Tax Levy	547.79	Tax Levy Cancelled, Abated or Adjusted	.10
Municipal Expenditures	320.36		

EXPENDITURES	
GENERAL GOVERNMENT	
Governing Body & Public Boards	
Municipal Clerk	
Financial Administration	99,939.00
Assessment of Taxes	95,284.00
Collection of Taxes	98,009.00
Planning, Housing & Development	71,550.00
Human Resources	137,183.00
Elections	9,825.00
General Administration (other)	1,535,690.00
JUDICIARY	
Municipal Courts	117,125.00
PUBLIC SAFETY	
Fire Protection	3,536,502.00
Police Protection	4,189,644.00
Civil Defense & Disaster Control	25,083.00
Environmental Inspection & Control	103,539.00
Other Public Safety	
PUBLIC WORKS	
Streets and Drainage	394,415.00
Sewers and Sewage Processing	
Garbage and Trash Disposal	1,180,850.00
Public Buildings and Grounds	172,300.00
Other Public Works	239,380.44
HEALTH and WELFARE	
Health Services Except Environmental	204,200.00
Welfare-Public Assistance	193,816.00
Hospitals, Clinics, First Aid	500.00
Animal, Insect, & Radent Control	18,530.00
Other Welfare Services	
RECREATION and CONSERVATION	
Beaches and Boardwalks	
Parks, Playgrounds, Shade Trees	103,000.00
Land Reclamation & Conservation	
Other Recreational Services	183,612.20
EDUCATION (excluding schools)	
Libraries	388,540.00
Other Educational Services	
STATUTORY EXPENDITURES	
Pensions & F. I. C. A.	1,296,860.00
Employee Fringe Benefits	388,529.00
Other Statutory Expenditures	36,000.00
CETA And Other Public Employment Programs	38,125.00
MUNICIPAL FUNCTIONS TOTAL	14,848,430.64
CAPITAL IMPROVEMENTS *MEMO*	45,937.00
DEBT SERVICE	
Principal Payments	496,000.00
Interest Payments	276,190.30
DEFERRED CHARGES	136,498.34
SCHOOL, COUNTY, SPECIAL DISTRICT TAXES	20,421,403.13
RESERVE FOR UNCOLLECTED TAXES	821,700.00
EXPENDITURES TOTAL	37,000,222.41

REVENUES REALIZED		
1980 Property Taxes Collected		26,945,782.56
1980 Payments in Lieu of Taxes		
Delinquent Tax & Lien Collections		392,803.49
Business Personalty Replacement Taxes		1,419,561.84
Taxes from Public Utilities		2,688,315.00
Other Miscellaneous Tax Revenues		
State Aid Revenues		938,201.85
Federal Aid Revenues		34,817.70
State and Local Fiscal Assistance Act Utilized		542,653.00
Sale of Acquired Property		
Other Miscellaneous Revenues		2,733,029.01
	Total	35,695,164.45
Prior Years Surplus Appropriated		1,650,000.00
REVENUES	TOTAL	37,345,164.45
Reserve For Uncollected Taxes		821,700.00
CAPITAL OUTLAY	TOTAL	878,275.94
Public Enterprises		
Recreation—Culture		69,198.58
Public Works		475,148.80
Buildings and Grounds		333,928.46
Library and Education		
Conservation		
All Other		

CAPITAL DEBT AUTHORIZED, DECEMBER 31, 1980

ISSUED AND UNISSUED	GROSS DEBT	NET DEBT
School	2,723,000	
Self-liquidating		
Other	13,159,323	13,144,090
Total	15,882,323	13,144,090

ISSUED AND OUTSTANDING	
School	2,723,000.00
Self-Liquidating	
Other	7,355,000.00
Total	10,078,000.00
EQUALIZED VALUATION BASIS FOR NET DEBT COMPUTATION	1,191,183,554

REAL PROPERTY VALUATIONS

Code	Class	# of Parcels	% VAL'N	ASSESSED VALUATION
1	Vacant Land	830	1.42	13,641,300.00
2	Residential	14565	68.88	659,400,800.00
3	Farm	1		3,200.00
4a	Commercial	696	12.68	121,425,500.00
4b	Industrial	279	14.89	142,571,600.00
4c	Apartments	43	2.12	20,322,900.00
Total		16414		957,365,300.00

Land Area 9.00 Sq. Miles

Net Valuation Taxable-Municipal	974,066,223
Net Valuation Taxable-County	1,232,117,541
State Equalized Valuation	1,383,617,175
State Equalization Ratio	70.04

1980 PROPERTY TAX		
STATE EQUALIZED TAX RATE		
Local District School Taxes	1.03	14,212,346.00
Regional & Consolidated School Tax		
School Taxes in Municipal Budget		
County Taxes	.44	6,109,057.12
County Library Taxes		
Local Municipal Purpose Taxes	.50	6,967,176.94
Veteran & Senior Citizen Taxes		622,490.00
Total Taxes for Rate Computation	1.97	28,011,070.07
Special District Taxes		
Bank Corp. Taxes		40,756.87
Added and Omitted Taxes		61,195.57
Total Taxes Levied - ABSTRACT		27,490,522.61
Total Taxes Billed		27,533,944.33
1980 TAXES COLLECTED		26,945,782.56
1980 Taxes Cancelled, Abated or Adjusted		26,816.53
Transfer to Tax Title Liens or Foreclosed		2,572.60
Balance Outstanding Dec. 31, 1980		558,772.64
PRIOR YEARS TAXES OUTSTANDING		
Balance January 1, 1980		456,920.60
Collected in 1980		392,803.49
Cancelled, Abated or Adjusted 1980		
Transfers to Tax Title Liens or Foreclosed		
Balance December 31, 1980		64,117.11
TAX TITLE LIENS OUTSTANDING		
Balance January 1, 1980		1,526.98
Transfer From Taxes		2,572.60
Redeemed in 1980		
Cancelled, Abated or Adjusted (1980)		
Transfers to Foreclosed Property		
Balance December 31, 1980		4,099.58
PROPERTY ACQUIRED BY DEED OR FORECLOSURE		
Balance January 1, 1980		440,765.00
Transfers From Taxes or Liens		
Sale for Cash (1980)		
Cancelled, Abated or Adjusted (1980)		
Balance December 31, 1980		440,765.00

CURRENT FINANCES DECEMBER 31, 1980	
ASSETS	
Cash Dec. 31, 1980	9,661,348.52
Taxes Receivable	622,885.75
Tax Title Liens	4,099.58
Foreclosed Property	440,765.00
Emergencies & Other Deferred Charges	59,877.32
State and Federal Aid Receivable	44,302.11
Other Receivables	30,448.58
Total	10,863,730.86
LIABILITIES, RESERVES, AND SURPLUS	
Cash Liabilities	7,154,058.14
Reserves for Receivables	1,098,202.91
Surplus Dec. 31, 1980	2,611,469.81
Total	10,863,730.86

1350

Population 1970 6,485
Population 1980 7,740
S & P Rating
Moody Rating BAA

General Tax Rate Per $100. 2.26
State Equalized Tax Rate 2.34

UNION BEACH BOROUGH — MONMOUTH CO.

Form of Government:
Borough Council
Number of Members on Governing Body 6

PER CAPITA:		PER CENT:	
Gross Debt	318.94	Gross Debt	3.53
Net Debt	293.03	Net Debt	3.24
Debt Service	30.74	Tax Levy Collected	92.79
Total Tax Levy	250.81	Tax Levy Concelled, Abated or Adjusted	
Municipal Expenditures	277.26		

EXPENDITURES	
GENERAL GOVERNMENT	
Governing Body & Public Boards	4,410.00
Municipal Clerk	11,770.00
Financial Administrotion	10,250.00
Assessment of Taxes	13,694.00
Collection of Taxes	30,400.00
Planning, Housing & Development	6,730.00
Human Resources	
Elections	1,550.00
General Administration (other)	171,780.00
JUDICIARY	
Municipal Courts	15,659.00
PUBLIC SAFETY	
Fire Protection	79,050.00
Police Protection	325,044.00
Civil Defense & Disaster Control	1,500.00
Environmental Inspection & Control	16,750.00
Other Public Safety	
PUBLIC WORKS	
Streets and Drainage	179,200.00
Sewers and Sewage Processing	424,372.82
Garbage and Trash Disposal	95,400.00
Public Buildings and Grounds	43,400.00
Other Public Works	
HEALTH and WELFARE	
Health Services Except Environmental	32,315.00
Welfare-Public Assistance	7,000.00
Hospitals, Clinics, First Aid	
Animal, Insect, & Rodent Control	800.00
Other Welfare Services	
RECREATION and CONSERVATION	
Beaches and Boardwalks	
Parks, Playgrounds, Shade Trees	10,000.00
Land Reclamation & Conservation	
Other Recreational Services	33,300.00
EDUCATION (excluding schools)	
Libraries	11,000.00
Other Educational Services	
STATUTORY EXPENDITURES	
Pensions & F I C A	61,110.00
Employee Fringe Benefits	35,700.00
Other Statutory Expenditures	5,000.00
CETA And Other Public Employment Programs	60,000.00
MUNICIPAL FUNCTIONS TOTAL	1,688,084.82
CAPITAL IMPROVEMENTS *MEMO*	
DEBT SERVICE	
Principal Payments	120,000.00
Interest Payments	117,852.36
DEFERRED CHARGES	27,000.00
SCHOOL, COUNTY, SPECIAL DISTRICT TAXES	1,465,092.17
RESERVE FOR UNCOLLECTED TAXES	193,000.00
EXPENDITURES TOTAL	3,611,069.35

REVENUES-REALIZED		
1980 Property Taxes Collected		1,799,945.47
1980 Payments in Lieu of Taxes		
Delinquent Tax & Lien Collections		113,112.86
Business Personalty Replacement Taxes		86,819.48
Taxes from Public Utilities		211,707.00
Other Miscellaneous Tax Revenues		
State Aid Revenues		47,498.95
Federal Aid Revenues		66,968.44
State and Local Fiscal Assistance Act Utilized		113,582.00
Sale of Acquired Property		40,578.01
Other Miscellaneous Revenues		807,139.49
	Total	3,287,351.70
Prior Years Surplus Appropriated		400,000.00
REVENUES	TOTAL	3,687,351.70
Reserve For Uncollected Taxes		193,000.00
CAPITAL OUTLAY	TOTAL	506,852.35
Public Enterprises		140,931.34
Recreation—Culture		
Public Works		5,162.00
Buildings and Grounds		360,759.01
Library and Educotion		
Conservation		
All Other		

CAPITAL DEBT AUTHORIZED, DECEMBER 31, 1980

ISSUED AND UNISSUED	GROSS DEBT	NET DEBT
School	197,000	
Self-liquidating	427,266	427,266
Other	1,844,345	1,840,805
Total	2,468,611	2,268,071

ISSUED AND OUTSTANDING	
School	197,000.00
Self-Liquidating	427,266.00
Other	1,812,305.00
Total	2,436,571.00
EQUALIZED VALUATION BASIS FOR NET DEBT COMPUTATION	70,001,126

REAL PROPERTY VALUATIONS

Code	Class	# of Parcels	% VAL'N	ASSESSED VALUATION
1	Vacant Land	402	4.99	4,232,540.00
2	Residential	1901	75.20	63,790,150.00
3	Form			
4a	Commercial	45	4.08	3,459,100.00
4b	Industrial	8	15.74	13,349,950.00
4c	Apartments			
Total		2356		84,831,740.00

Land Area 1.80 Sq. Miles

Net Valuation Taxable-Municipal	85,443,034
Net Valuation Taxable-County	71,602,410
State Equalized Valuation	82,321,709
State Equolization Ratio	103.82

1980 PROPERTY TAX		
STATE EQUALIZED TAX RATE →	1.28	
Local District School Taxes		1,050,635.00
Regional & Consolidated School Tax		
School Taxes in Municipal Budget		
County Taxes	.49	399,373.86
County Library Taxes	.02	15,083.31
Local Municipal Purpose Taxes	.57	468,000.00
Veteran & Senior Citizen Taxes		71,900.00
Total Taxes for Rate Computation	2.36	2,004,992.17
Special District Taxes		
Bank Corp. Taxes		4,838.33
Added and Omitted Taxes		3,311.98
Total Taxes Levied - ABSTRACT		1,941,242.48
Total Taxes Billed		1,939,771.88
1980 TAXES COLLECTED		1,799,945.47
1980 Taxes Cancelled, Abated or Adjusted		
Transfer to Tax Title Liens or Foreclosed		
Balance Outstanding Dec. 31, 1980		139,826.41
PRIOR YEARS TAXES OUTSTANDING		
Balance January 1, 1980		106,671.88
Collected in 1980		101,221.35
Cancelled, Abated or Adjusted 1980		
Transfers to Tax Title Liens or Foreclosed		
Balance December 31, 1980		5,450.53
TAX TITLE LIENS OUTSTANDING		
Balance January 1, 1980		66,361.27
Transfer From Taxes		
Redeemed in 1980		11,891.51
Cancelled, Abated or Adjusted (1980)		
Transfers to Foreclosed Property		
Balance December 31, 1980		54,469.76
PROPERTY ACQUIRED BY DEED OR FORECLOSURE		
Balance January 1, 1980		437,403.01
Transfers From Taxes or Liens		
Sale for Cash (1980)		40,578.01
Cancelled, Abated or Adjusted (1980)		
Balance December 31, 1980		396,825.00

CURRENT FINANCES DECEMBER 31, 1980	
ASSETS	
Cash Dec. 31, 1980	651,929.47
Taxes Receivable	145,276.94
Tax Title Liens	54,469.76
Foreclosed Property	396,825.00
Emergencies & Other Deferred Charges	55,000.00
State and Federal Aid Receivable	
Other Receivables	265,729.41
Total	1,573,230.58
LIABILITIES, RESERVES, AND SURPLUS	
Cash Liabilities	150,396.25
Reserves for Receivables	866,301.11
Surplus Dec. 31, 1980	556,533.22
Total	1,573,230.58

1980 3000

0511

Population 1970 3,425
Population 1980 6,713
S & P Rating
Moody Rating

General Tax Rate Per $100. .81
State Equalized Tax Rate .58

UPPER TOWNSHIP – CAPE MAY COUNTY

Form of Government:
Township Committee
Number of Members on Governing Body 3

PER CAPITA		PER CENT	
Gross Debt	350.77	Gross Debt	1.43
Net Debt	.10	Net Debt	
Debt Service		Tax Levy Collected	94.04
Total Tax Levy	192.08	Tax Levy Cancelled, Abated or Adjusted	
Municipal Expenditures	625.30		

EXPENDITURES	
GENERAL GOVERNMENT	
Governing Body & Public Boards	
Municipal Clerk	
Financial Administration	26,750.00
Assessment of Taxes	20,250.00
Collection of Taxes	45,000.00
Planning, Housing & Development	13,000.00
Human Resources	
Elections	
General Administration (other)	301,300.00
JUDICIARY	
Municipal Courts	19,000.00
PUBLIC SAFETY	
Fire Protection	32,000.00
Police Protection	142,000.00
Civil Defense & Disaster Control	2,500.00
Environmental Inspection & Control	52,500.00
Other Public Safety	
PUBLIC WORKS	
Streets and Drainage	582,000.00
Sewers and Sewage Processing	35,000.00
Garbage and Trash Disposal	113,000.00
Public Buildings and Grounds	31,500.00
Other Public Works	
HEALTH and WELFARE	
Health Services Except Environmental	1,000.00
Welfare-Public Assistance	1,000.00
Hospitals, Clinics, First Aid	
Animal, Insect, & Rodent Control	37,000.00
Other Welfare Services	
RECREATION and CONSERVATION	
Beaches and Boardwalks	36,500.00
Parks, Playgrounds, Shade Trees	
Land Reclamation & Conservation	
Other Recreational Services	51,000.00
EDUCATION (excluding schools)	
Libraries	
Other Educational Services	
STATUTORY EXPENDITURES	
Pensions & F. I. C. A.	2,492,000.00
Employee Fringe Benefits	25,000.00
Other Statutory Expenditures	1,500.00
CETA And Other Public Employment Programs	
MUNICIPAL FUNCTIONS TOTAL	4,060,800.00
CAPITAL IMPROVEMENTS *MEMO*	
DEBT SERVICE	
Principal Payments	
Interest Payments	
DEFERRED CHARGES	42,903.58
SCHOOL, COUNTY, SPECIAL DISTRICT TAXES	1,245,710.85
RESERVE FOR UNCOLLECTED TAXES	93,913.40
EXPENDITURES TOTAL	5,443,327.83

REVENUES-REALIZED	
1980 Property Taxes Collected	1,202,289.19
1980 Payments in Lieu of Taxes	
Delinquent Tax & Lien Collections	69,655.63
Business Personalty Replacement Taxes	9,436.44
Taxes from Public Utilities	3,094,020.00
Other Miscellaneous Tax Revenues	
State Aid Revenues	
Federal Aid Revenues	
State and Local Fiscal Assistance Act Utilized	117,406.00
Sale of Acquired Property	
Other Miscellaneous Revenues	660,566.65
Total	5,153,373.91
Prior Years Surplus Appropriated	1,925,000.00
REVENUES TOTAL	7,078,373.91
Reserve For Uncollected Taxes	93,913.40

CAPITAL OUTLAY	TOTAL
Public Enterprises	
Recreation—Culture	
Public Works	
Buildings and Grounds	
Library and Education	
Conservation	
All Other	

CAPITAL DEBT AUTHORIZED, DECEMBER 31, 1980

ISSUED AND UNISSUED	GROSS DEBT	NET DEBT
School	2,354,000	
Self-liquidating		
Other	694	694
Total	2,354,694	694

ISSUED AND OUTSTANDING	
School	2,354,000.00
Self-Liquidating	
Other	
Total	2,354,000.00
EQUALIZED VALUATION BASIS FOR NET DEBT COMPUTATION	164,916,867

REAL PROPERTY VALUATIONS

Code	Class	# of Parcels	% VAL'N	ASSESSED VALUATION
1	Vacant Land	2564	16.07	22,214,150.00
2	Residential	2476	69.16	95,634,350.00
3	Farm	35	.80	1,105,200.00
4a	Commercial	147	10.44	14,439,700.00
4b	Industrial	1	3.53	4,879,500.00
4c	Apartments			
Total		5223		138,272,900.00

Land Area 63.70 Sq. Miles

Net Valuation Taxable-Municipal	140,723,269
Net Valuation Taxable-County	177,821,284
State Equalized Valuation	193,860,419
State Equalization Ratio	72.24

1980 PROPERTY TAX		
STATE EQUALIZED TAX RATE	.16	
Local District School Taxes		306,788.00
Regional & Consolidated School Tax		
School Taxes in Municipal Budget		
County Taxes	.40	783,287.00
County Library Taxes	.02	44,360.85
Local Municipal Purpose Taxes		
Veteran & Senior Citizen Taxes		65,040.00
Total Taxes for Rate Computation	.58	1,199,475.85
Special District Taxes		111,275.00
Bank Corp. Taxes		8,854.48
Added and Omitted Taxes		34,886.83
Total Taxes Levied - ABSTRACT		1,289,452.16
Total Taxes Billed		1,278,550.90
1980 TAXES COLLECTED		1,202,289.19
1980 Taxes Cancelled, Abated or Adjusted		
Transfer to Tax Title Liens or Foreclosed		4,615.13
Balance Outstanding Dec. 31, 1980		71,646.58

PRIOR YEARS TAXES OUTSTANDING	
Balance January 1, 1980	67,378.02
Collected in 1980	65,600.69
Cancelled, Abated or Adjusted 1980	
Transfers to Tax Title Liens or Foreclosed	1,133.54
Balance December 31, 1980	643.79
TAX TITLE LIENS OUTSTANDING	
Balance January 1, 1980	36,866.48
Transfer From Taxes	6,024.62
Redeemed in 1980	4,054.94
Cancelled, Abated or Adjusted (1980)	
Transfers to Foreclosed Property	
Balance December 31, 1980	38,836.16
PROPERTY ACQUIRED BY DEED OR FORECLOSURE	
Balance January 1, 1980	405,879.00
Transfers From Taxes or Liens	
Sale for Cash (1980)	
Cancelled, Abated or Adjusted (1980)	
Balance December 31, 1980	405,879.00

CURRENT FINANCES DECEMBER 31, 1980 ASSETS	
Cash Dec. 31, 1980	4,468,770.24
Taxes Receivable	72,290.37
Tax Title Liens	38,836.16
Foreclosed Property	405,879.00
Emergencies & Other Deferred Charges	
State and Federal Aid Receivable	
Other Receivables	16.24
Total	4,985,792.01
LIABILITIES, RESERVES, AND SURPLUS	
Cash Liabilities	1,736,148.26
Reserves for Receivables	517,021.77
Surplus Dec. 31, 1980	2,732,621.98
Total	4,985,792.01

0613

Population 1970 6,655
Population 1980 6,810
S & P Rating
Moody Rating

General Tax Rate Per $100. 3.15
State Equalized Tax Rate 2.28

UPPER DEERFIELD TOWNSHIP — CUMBERLAND COUNTY

Form of Government:
Township Committee
Number of Members on Governing Body 5

PER CAPITA:		PER CENT:	
Gross Debt	693.62	Gross Debt	4.83
Net Debt		Net Debt	
Debt Service		Tax Levy Collected	86.89
Total Tax Levy	359.44	Tax Levy Cancelled, Abated or Adjusted	
Municipal Expenditures	253.40		

EXPENDITURES	
GENERAL GOVERNMENT	
Governing Body & Public Boards	25,637.00
Municipal Clerk	
Financial Administration	13,230.00
Assessment of Taxes	20,185.00
Collection of Taxes	19,314.00
Planning, Housing & Development	31,766.94
Human Resources	100.00
Elections	
General Administration (other)	165,194.50
JUDICIARY	
Municipal Courts	25,721.00
PUBLIC SAFETY	
Fire Protection	88,270.00
Police Protection	128,056.02
Civil Defense & Disaster Control	2,750.00
Environmental Inspection & Control	9,000.00
Other Public Safety	
PUBLIC WORKS	
Streets and Drainage	248,011.00
Sewers and Sewage Processing	125,867.00
Garbage and Trash Disposal	42,500.00
Public Buildings and Grounds	23,436.20
Other Public Works	18,000.00
HEALTH and WELFARE	
Health Services Except Environmental	164.00
Welfare-Public Assistance	10,000.00
Hospitals, Clinics, First Aid	5,000.00
Animal, Insect, & Rodent Control	5,800.00
Other Welfare Services	
RECREATION and CONSERVATION	
Beaches and Boardwalks	
Parks, Playgrounds, Shade Trees	
Land Reclamation & Conservation	
Other Recreational Services	36,850.61
EDUCATION (excluding schools)	
Libraries	
Other Educational Services	326,149.00
STATUTORY EXPENDITURES	
Pensions & F. I. C. A.	30,000.00
Employee Fringe Benefits	
Other Statutory Expenditures	3,200.00
CETA And Other Public Employment Programs	5,786.80
MUNICIPAL FUNCTIONS TOTAL	1,409,989.07
CAPITAL IMPROVEMENTS *MEMO*	
DEBT SERVICE	
Principal Payments	
Interest Payments	
DEFERRED CHARGES	7,954.28
SCHOOL, COUNTY, SPECIAL DISTRICT TAXES	2,426,361.14
RESERVE FOR UNCOLLECTED TAXES	307,677.98
EXPENDITURES TOTAL	4,151,992.47

REVENUES-REALIZED	
1980 Property Taxes Collected	2,124,138.49
1980 Payments in Lieu of Taxes	
Delinquent Tax & Lien Collections	265,941.37
Business Personalty Replacement Taxes	109,659.16
Taxes from Public Utilities	797,799.00
Other Miscellaneous Tax Revenues	70,000.00
State Aid Revenues	46,246.11
Federal Aid Revenues	2,150.51
State and Local Fiscal Assistance Act Utilized	114,833.73
Sale of Acquired Property	
Other Miscellaneous Revenues	452,887.84
Total	3,983,656.21
Prior Years Surplus Appropriated	666,214.29
REVENUES TOTAL	4,649,870.50
Reserve For Uncollected Taxes	307,677.98
CAPITAL OUTLAY TOTAL	2,500.00
Public Enterprises	
Recreation—Culture	
Public Works	2,500.00
Buildings and Grounds	
Library and Education	
Conservation	
All Other	

CAPITAL DEBT AUTHORIZED, DECEMBER 31, 1980

ISSUED AND UNISSUED	GROSS DEBT	NET DEBT
School	4,723,546	
Self-liquidating		
Other		
Total	4,723,546	

ISSUED AND OUTSTANDING	
School	4,723,546.06
Self-Liquidating	
Other	
Total	4,723,546.06
EQUALIZED VALUATION BASIS FOR NET DEBT COMPUTATION	97,847,630

REAL PROPERTY VALUATIONS

Code	Class	# of Parcels	% VAL'N	ASSESSED VALUATION
1	Vacant Land	537	2.91	2,210,100.00
2	Residential	1786	61.42	46,666,800.00
3	Farm	547	14.54	11,053,200.00
4a	Commercial	97	21.12	16,048,500.00
4b	Industrial			
4c	Apartments			
Total		2967		75,978,600.00

Land Area 31.75 Sq. Miles

Net Valuation Taxable-Municipal	77,246,846
Net Valuation Taxable-County	105,860,494
State Equalized Valuation	106,185,234
State Equalization Ratio	72.42

1980 PROPERTY TAX		
STATE EQUALIZED TAX RATE		
Local District School Taxes	.75	794,873.78
Regional & Consolidated School Tax	.53	564,712.71
School Taxes in Municipal Budget		
County Taxes	1.00	*. 1,066,774.65
County Library Taxes		
Local Municipal Purpose Taxes		
Veteran & Senior Citizen Taxes		2,035,040.00
Total Taxes for Rate Computation	2.28	4,461,401.14
Special District Taxes		
Bank Corp. Taxes		2,951.91
Added and Omitted Taxes		18,481.84
Total Taxes Levied - ABSTRACT		2,447,794.89
Total Taxes Billed		2,444,842.98
1980 TAXES COLLECTED		2,124,138.49
1980 Taxes Cancelled, Abated or Adjusted		
Transfer to Tax Title Liens or Foreclosed		
Balance Outstanding Dec. 31, 1980		320,704.49

PRIOR YEARS TAXES OUTSTANDING	
Balance January 1, 1980	264,154.63
Collected in 1980	247,765.60
Cancelled, Abated or Adjusted 1980	
Transfers to Tax Title Liens or Foreclosed	
Balance December 31, 1980	16,389.03
TAX TITLE LIENS OUTSTANDING	
Balance January 1, 1980	73,347.14
Transfer From Taxes	
Redeemed in 1980	18,175.77
Cancelled, Abated or Adjusted (1980)	
Transfers to Foreclosed Property	
Balance December 31, 1980	55,171.37
PROPERTY ACQUIRED BY DEED OR FORECLOSURE	
Balance January 1, 1980	
Transfers From Taxes or Liens	
Sale for Cash (1980)	
Cancelled, Abated or Adjusted (1980)	
Balance December 31, 1980	

CURRENT FINANCES DECEMBER 31, 1980	
ASSETS	
Cash Dec. 31, 1980	2,381,776.03
Taxes Receivable	337,093.52
Tax Title Liens	55,171.37
Foreclosed Property	
Emergencies & Other Deferred Charges	14.56
State and Federal Aid Receivable	70,000.00
Other Receivables	87,641.97
Total	2,931,697.45
LIABILITIES, RESERVES, AND SURPLUS	
Cash Liabilities	227,570.99
Reserves for Receivables	479,906.96
Surplus Dec. 31, 1980	2,224,219.60
Total	2,931,697.45

1980 3000

*Includes County Health Service Taxes or County Vocational School Taxes. See Table 13, pgs. 675, 676.

1351

Population 1970 2,560
Population 1980 2,750
S & P Rating
Moody Rating

General Tax Rate Per $100. 5.51
State Equalized Tax Rate 2.39

UPPER FREEHOLD TOWNSHIP – MONMOUTH COUNTY

Form of Government:
Township Committee
Number of Members on Governing Body 3

PER CAPITA
Grass Debt 62.83
Net Debt .65
Debt Service
Total Tax Levy 684.45
Municipal Expenditures 266.25

PER CENT
Grass Debt .26
Net Debt
Tax Levy Collected 93.56
Tax Levy Cancelled, Abated or Adjusted

EXPENDITURES		REVENUES-REALIZED	
GENERAL GOVERNMENT			
Governing Body & Public Baards			
Municipal Clerk		1980 Property Taxes Collected	1,760,852.38
Financial Administration	10,704.00	1980 Payments in Lieu of Taxes	
Assessment of Taxes	13,275.00	Delinquent Tax & Lien Collections	97,813.03
Collection of Taxes	10,340.00	Business Personalty Replacement Taxes	61,730.16
Planning, Housing & Development	15,489.00	Taxes from Public Utilities	191,259.00
Human Resources	460.00	Other Miscellaneous Tax Revenues	
Elections	850.00	State Aid Revenues	18,404.07
General Administration (other)	91,210.00	Federal Aid Revenues	11,373.45
JUDICIARY		State and Local Fiscal Assistance Act Utilized	33,549.53
Municipal Courts		Sale of Acquired Property	
PUBLIC SAFETY		Other Miscellaneous Revenues	126,168.81
Fire Protection	20,435.00	Total	2,301,150.43
Police Protection	9,750.00	Prior Years Surplus Appropriated	350,000.00
Civil Defense & Disaster Control	550.00	REVENUES TOTAL	2,651,150.43
Environmental Inspection & Control	10,062.00	Reserve For Uncollected Taxes	186,190.00
Other Public Safety		CAPITAL OUTLAY TOTAL	15,526.00
PUBLIC WORKS			
Streets and Drainage	269,700.00	Public Enterprises	
Sewers and Sewage Processing		Recreation—Culture	
Garbage and Trash Disposal	1,200.00	Public Works	15,526.00
Public Buildings and Grounds	14,755.00	Buildings and Grounds	
Other Public Works		Library and Education	
HEALTH and WELFARE		Conservation	
Health Services Except Environmental	10,514.00	All Other	
Welfare-Public Assistance	1,541.00		
Hospitals, Clinics, First Aid	1,000.00		
Animal, Insect, & Rodent Control	6,350.00		
Other Welfare Services	250.00		
RECREATION and CONSERVATION			
Beaches and Boardwalks			
Parks, Playgrounds, Shade Trees			
Land Reclamation & Conservation	1,050.00		
Other Recreational Services	3,625.00		
EDUCATION (excluding schools)			
Libraries	3,300.00		
Other Educational Services	2,200.00		
STATUTORY EXPENDITURES			
Pensions & F. I. C. A.	15,900.00		
Employee Fringe Benefits	2,500.00		
Other Statutory Expenditures	800.00		
CETA And Other Public Employment Programs	18,193.00		
MUNICIPAL FUNCTIONS TOTAL	536,003.00		
CAPITAL IMPROVEMENTS *MEMO*	20,000.00		
DEBT SERVICE			
Principal Payments			
Interest Payments			
DEFERRED CHARGES	10,000.00		
SCHOOL, COUNTY, SPECIAL DISTRICT TAXES	1,830,749.24		
RESERVE FOR UNCOLLECTED TAXES	186,190.00		
EXPENDITURES TOTAL	2,562,942.24		

CAPITAL DEBT AUTHORIZED, DECEMBER 31, 1980

ISSUED AND UNISSUED	GROSS DEBT	NET DEBT
School	170,889	
Self-liquidating		
Other	1,898	1,898
Total	172,788	1,898

ISSUED AND OUTSTANDING	
School	170,889.66
Self-Liquidating	
Other	
Total	170,889.66
EQUALIZED VALUATION BASIS FOR NET DEBT COMPUTATION	67,242,329

REAL PROPERTY VALUATIONS

Code	Class	# of Parcels	% VAL'N	ASSESSED VALUATION
1	Vacant Land	166	3.05	994,900.00
2	Residential	550	38.95	12,694,700.00
3	Farm	697	48.72	15,881,432.00
4a	Commercial	54	7.56	2,464,456.00
4b	Industrial	15	1.44	469,800.00
4c	Apartments	4	.28	90,100.00
Total		1486		32,595,388.00

Land Area 47.45 Sq. Miles

Net Valuation Taxable-Municipal	33,809,036
Net Valuation Taxable-County	72,669,604
State Equalized Valuation	76,234,902
State Equalization Ratio	43.45

1980 PROPERTY TAX
STATE EQUALIZED TAX RATE

Local District School Taxes		
Regional & Consolidated School Tax	1.81	1,410,473.13
School Taxes in Municipal Budget		
County Taxes	.52	404,980.12
County Library Taxes	.02	15,295.99
Local Municipal Purpose Taxes	.04	32,000.00
Veteran & Senior Citizen Taxes		22,150.00
Total Taxes for Rate Computation	2.39	1,884,899.24
Special District Taxes		
Bank Corp. Taxes		274.05
Added and Omitted Taxes		19,223.71
Total Taxes Levied - ABSTRACT		1,882,247.00
Total Taxes Billed		1,881,972.95
1980 TAXES COLLECTED		1,760,852.38
1980 Taxes Cancelled, Abated or Adjusted		
Transfer to Tax Title Liens or Foreclosed		
Balance Outstanding Dec. 31, 1980		121,120.57

PRIOR YEARS TAXES OUTSTANDING

Balance January 1, 1980	105,815.54
Collected in 1980	93,097.15
Cancelled, Abated or Adjusted 1980	
Transfers to Tax Title Liens or Foreclosed	
Balance December 31, 1980	12,718.39

TAX TITLE LIENS OUTSTANDING

Balance January 1, 1980	5,753.66
Transfer From Taxes	
Redeemed in 1980	4,715.88
Cancelled, Abated or Adjusted (1980)	
Transfers to Foreclosed Property	
Balance December 31, 1980	1,037.78

PROPERTY ACQUIRED BY DEED OR FORECLOSURE

Balance January 1, 1980	7,500.00
Transfers From Taxes or Liens	
Sale for Cash (1980)	
Cancelled, Abated or Adjusted (1980)	
Balance December 31, 1980	7,500.00

CURRENT FINANCES DECEMBER 31, 1980

ASSETS

Cash Dec. 31, 1980	720,406.70
Taxes Receivable	133,838.96
Tax Title Liens	1,037.78
Foreclosed Property	7,500.00
Emergencies & Other Deferred Charges	6.33
State and Federal Aid Receivable	8,580.45
Other Receivables	5,277.14
Total	876,647.36

LIABILITIES, RESERVES, AND SURPLUS

Cash Liabilities	120,396.58
Reserves for Receivables	147,653.88
Surplus Dec. 31, 1980	608,596.90
Total	876,647.36

1714

Population 1970 2,905
Population 1980 3,139
S & P Rating
Moody Rating

General Tax Rate Per $100. 2.69
State Equalized Tax Rate 2.20

UPPER PITTSGROVE TOWNSHIP — SALEM CO.

Form of Government:
Township Committee
Number of Members on Governing Body 3

PER CAPITA:		PER CENT:	
Gross Debt	40.78	Gross Debt	.30
Net Debt		Net Debt	
Debt Service		Tax Levy Collected	90.83
Total Tax Levy	341.80	Tax Levy Cancelled, Abated or Adjusted	.12
Municipal Expenditures	160.75		

EXPENDITURES	
GENERAL GOVERNMENT	
Gaverning Body & Public Baards	
Municipal Clerk	
Financial Administratian	7,500.00
Assessment of Taxes	6,000.00
Collection af Taxes	6,100.00
Planning, Hausing & Development	4,350.00
Human Resaurces	
Electians	
General Administratian (ather)	34,421.07
JUDICIARY	
Municipal Courts	7,550.00
PUBLIC SAFETY	
Fire Pratectian	16,700.00
Police Pratectian	2,400.00
Civil Defense & Disaster Contral	200.00
Enviranmental Inspectian & Cantrol	3,500.00
Other Public Safety	
PUBLIC WORKS	
Streets and Drainage	170,796.35
Sewers and Sewage Processing	24,000.00
Garbage and Trash Dispasal	
Public Buildings and Graunds	2,350.00
Other Public Warks	
HEALTH and WELFARE	
Health Services Except Enviranmental	2,100.00
Welfare-Public Assistance	10,900.00
Haspitals, Clinics, First Aid	1,300.00
Animal, Insect, & Radent Cantral	4,300.00
Other Welfare Services	
RECREATION and CONSERVATION	
Beaches and Boardwalks	
Parks, Playgrounds, Shade Trees	
Land Reclamatian & Canservatian	
Other Recreatianal Services	
EDUCATION (excluding schools)	
Libraries	
Other Educatianal Services	30,000.00
STATUTORY EXPENDITURES	
Pensians & F. I. C. A	7,100.00
Employee Fringe Benefits	
Other Statutary Expenditures	800.00
CETA And Other Public Emplayment Pragrams	
MUNICIPAL FUNCTIONS TOTAL	342,367.42
CAPITAL IMPROVEMENTS *MEMO*	70,000.00
DEBT SERVICE	
Principal Payments	
Interest Payments	
DEFERRED CHARGES	1,468.64
SCHOOL, COUNTY, SPECIAL DISTRICT TAXES	1,070,311.71
RESERVE FOR UNCOLLECTED TAXES	160,744.20
EXPENDITURES TOTAL	1,574,891.97

REVENUES-REALIZED	
1980 Praperty Taxes Collected	975,232.93
1980 Payments in Lieu af Taxes	
Delinquent Tax & Lien Collectians	95,016.38
Business Persanalty Replacement Taxes	52,123.88
Taxes from Public Utilities	256,493.00
Other Miscellaneaus Tax Revenues	
State Aid Revenues	20,595.03
Federal Aid Revenues	
State and Local Fiscal Assistance Act Utilized	33,296.35
Sale af Acquired Praperty	
Other Miscellaneaus Revenues	237,394.67
Total	1,670,152.24
Prior Years Surplus Appropriated	125,790.42
REVENUES TOTAL	1,795,942.66
Reserve For Uncollected Taxes	160,744.20
CAPITAL OUTLAY TOTAL	54,815.60
Public Enterprises	
Recreatian—Culture	
Public Warks	54,815.60
Buildings and Graunds	
Library and Education	
Canservatian	
All Other	

CAPITAL DEBT AUTHORIZED, DECEMBER 31, 1980

ISSUED AND UNISSUED	GROSS DEBT	NET DEBT
School	128,000	
Self-liquidating		
Other		
Total	128,000	

ISSUED AND OUTSTANDING	
School	40,000.00
Self-Liquidating	
Other	
Total	40,000.00
EQUALIZED VALUATION BASIS FOR NET DEBT COMPUTATION	42,373,628

REAL PROPERTY VALUATIONS

Code	Class	# af Parcels	% VAL'N	ASSESSED VALUATION
1	Vacant Land	178	2.60	1,001,500.00
2	Residential	601	46.29	17,862,900.00
3	Farm	924	41.48	16,006,900.00
4a	Commercial	63	9.63	3,715,100.00
4b	Industrial			
4c	Apartments			
Tatal		1766		38,586,400.00

Land Area 40.10 Sq. Miles

Net Valuatian Taxable-Municipal	39,838,167
Net Valuatian Taxable-Caunty	46,823,316
State Equalized Valuatian	48,371,562
State Equalizatian Ratia	81.89

1980 PROPERTY TAX		
STATE EQUALIZED TAX RATE		
Local District School Taxes	1.39	674,795.00
Regianal & Consolidated School Tax		
Schaal Taxes in Municipal Budget		
County Taxes	.81	395,516.71
County Library Taxes		
Local Municipal Purpase Taxes		
Veteran & Seniar Citizen Taxes		21,040.00
Tatal Taxes far Rate Camputatian	2.20	1,091,351.71
Special District Taxes		
Bank Corp. Taxes		599.16
Added and Omitted Taxes		1,985.22
Tatal Taxes Levied - ABSTRACT		1,072,896.09
Tatal Taxes Billed		1,073,631.89
1980 TAXES COLLECTED		975,232.93
1980 Taxes Cancelled, Abated ar Adjusted		1,265.69
Transfer ta Tax Title Liens or Foreclosed		416.95
Balance Outstanding Dec. 31, 1980		96,716.32
PRIOR YEARS TAXES OUTSTANDING		
Balance January 1, 1980		105,043.50
Callected in 1980		94,375.18
Cancelled, Abated ar Adjusted 1980		136.64
Transfers ta Tax Title Liens or Fareclased		1,683.35
Balance December 31, 1980		8,848.33
TAX TITLE LIENS OUTSTANDING		
Balance January 1, 1980		2,478.20
Transfer Fram Taxes		2,621.50
Redeemed in 1980		641.20
Cancelled, Abated or Adjusted (1980)		
Transfers ta Fareclased Praperty		
Balance December 31, 1980		4,458.50
PROPERTY ACQUIRED BY DEED OR FORECLOSURE		
Balance January 1 1980		50.00
Transfers From Taxes or Liens		
Sale for Cash (1980)		
Cancelled, Abated or Adjusted (1980)		
Balance December 31, 1980		50.00
CURRENT FINANCES DECEMBER 31, 1980		
ASSETS		
Cash Dec. 31, 1980		1,247,684.54
Taxes Receivable		105,564.65
Tax Title Liens		4,458.50
Foreclosed Praperty		50.00
Emergencies & Other Deferred Charges		321.07
State and Federal Aid Receivable		
Other Receivables		287.27
Tatal		1,358,366.43
LIABILITIES, RESERVES, AND SURPLUS		
Cash Liabilities		114,708.47
Reserves for Receivables		110,360.42
Surplus Dec. 31, 1980		1,133,297.54
Tatal		1,358,366.43

1980 3000

0263

Populatian 1970 7,960
Population 1980 7,958
S & P Rating
Moody Rating

General Tax Rate Per $100. 2.49
State Equalized Tax Rate 2.03

UPPER SADDLE RIVER – BERGEN COUNTY

Form of Government:
Borough Council
Number of Members on Governing Body 6

PER CAPITA.		PER CENT	
Gross Debt	411.81	Gross Debt	.98
Net Debt	59.09	Net Debt	.14
Debt Service	.82	Tax Levy Collected	96.87
Total Tax Levy	959.36	Tax Levy Cancelled, Abated or Adjusted	.05
Municipal Expenditures	247.74		

EXPENDITURES	
GENERAL GOVERNMENT	
Gaverning Body & Public Baards	
Municipal Clerk	
Financial Administratian	27,050.00
Assessment af Taxes	13,620.00
Collection of Taxes	13,319.00
Planning, Housing & Develapment	8,580.00
Human Resaurces	
Elections	
General Administration (other)	241,286.34
JUDICIARY	
Municipal Courts	14,050.00
PUBLIC SAFETY	
Fire Protection	29,543.00
Police Protection	481,049.49
Civil Defense & Disaster Contral	1,974.00
Enviranmental Inspectian & Control	38,720.00
Other Public Safety	
PUBLIC WORKS	
Streets and Drainage	155,010.00
Sewers and Sewage Processing	
Garbage and Trash Disposal	228,041.00
Public Buildings and Graunds	30,050.00
Other Public Works	30,950.00
HEALTH and WELFARE	
Health Services Except Environmental	17,187.00
Welfare-Public Assistance	840.00
Haspitals, Clinics, First Aid	6,105.00
Animal, Insect, & Rodent Control	
Other Welfare Services	50.00
RECREATION and CONSERVATION	
Beaches and Boardwalks	
Parks, Playgrounds, Shade Trees	25,225.00
Land Reclamation & Conservation	
Other Recreatianal Services	1,300.00
EDUCATION (excluding schaals)	
Libraries	100,130.00
Other Educatianal Services	
STATUTORY EXPENDITURES	
Pensians & F. I. C. A.	115,203.71
Employee Fringe Benefits	
Other Statutory Expenditures	5,000.00
CETA And Other Public Employment Programs	
MUNICIPAL FUNCTIONS TOTAL	1,584,283.54
CAPITAL IMPROVEMENTS *MEMO*	6,000.00
DEBT SERVICE	
Principal Payments	
Interest Payments	6,505.75
DEFERRED CHARGES	10,430.00
SCHOOL, COUNTY, SPECIAL DISTRICT TAXES	7,049,006.74
RESERVE FOR UNCOLLECTED TAXES	370,261.04
EXPENDITURES TOTAL	9,020,487.07

REVENUES-REALIZED	
1980 Praperty Taxes Collected	7,404,730.26
1980 Payments in Lieu of Taxes	
Delinquent Tax & Lien Collections	192,542.65
Business Persanalty Replacement Taxes	92,976.08
Taxes fram Public Utilities	548,496.00
Other Miscellaneous Tax Revenues	
State Aid Revenues	69,717.86
Federal Aid Revenues	
State and Local Fiscal Assistance Act Utilized	38,954.00
Sale af Acquired Praperty	
Other Miscellaneous Revenues	223,413.42
Total	8,570,830.27
Priar Years Surplus Appraapriated	456,000.00
REVENUES TOTAL	9,026,830.27
Reserve For Uncallected Taxes	370,261.04
CAPITAL OUTLAY TOTAL	149,376.16
Public Enterprises	
Recreatian—Culture	
Public Warks	70,786.76
Buildings and Graunds	78,589.40
Library and Education	
Canservation	
All Other	

CAPITAL DEBT AUTHORIZED, DECEMBER 31, 1980

ISSUED AND UNISSUED	GROSS DEBT	NET DEBT
School	2,806,996	
Self-liquidating		
Other	470,200	470,200
Total	3,277,196	470,200

ISSUED AND OUTSTANDING	
School	2,806,996.34
Self-Liquidating	
Other	305,000.00
Total	3,111,996.34
EQUALIZED VALUATION BASIS FOR NET DEBT COMPUTATION	333,431,490

REAL PROPERTY VALUATIONS

Code	Class	# of Parcels	% VAL'N	ASSESSED VALUATION
1	Vacant Land	133	2.20	6,684,600.00
2	Residential	2229	85.33	258,823,300.00
3	Farm	17	.21	653,700.00
4a	Commercial	62	4.69	14,226,750.00
4b	Industrial	8	7.56	22,919,500.00
4c	Apartments			
Total		2449		303,307,850.00

Land Area 5.10 Sq. Miles

Net Valuation Taxable-Municipal	304,933,979
Net Valuation Taxable-Caunty	344,333,029
State Equalized Valuation	371,920,171
State Equalization Ratio	81.91

1980 PROPERTY TAX	STATE EQUALIZED TAX RATE	
Local District School Taxes	.84	3,115,000.75
Regianal & Cansalidated Schaal Tax	.72	2,679,790.34
School Taxes in Municipal Budget		
Caunty Taxes	.34	1,254,215.65
County Library Taxes		
Lacal Municipal Purpose Taxes	.14	533,277.80
Veteran & Seniar Citizen Taxes		38,470.00
Total Taxes for Rate Computation	2.04	7,620,754.54
Special District Taxes		
Bank Corp. Taxes		1,214.14
Added and Omitted Taxes		51,075.80
Total Taxes Levied - ABSTRACT		7,634,574.48
Total Taxes Billed		7,643,931.88
1980 TAXES COLLECTED		7,404,730.26
1980 Taxes Cancelled, Abated ar Adjusted		3,776.73
Transfer ta Tax Title Liens ar Foreclosed		3,142.18
Balance Outstanding Dec. 31, 1980		231,282.71

PRIOR YEARS TAXES OUTSTANDING	
Balance January 1, 1980	177,286.14
Callected in 1980	177,286.14
Cancelled, Abated ar Adjusted 1980	
Transfers ta Tax Title Liens or Fareclased	
Balance December 31, 1980	
TAX TITLE LIENS OUTSTANDING	
Balance January 1, 1980	22,251.45
Transfer From Taxes	3,142.18
Redeemed in 1980	15,256.51
Cancelled, Abated ar Adjusted (1980)	
Transfers ta Fareclased Praperty	
Balance December 31, 1980	10,137.12
PROPERTY ACQUIRED BY DEED OR FORECLOSURE	
Balance January 1, 1980	
Transfers From Taxes ar Liens	
Sale for Cash (1980)	
Cancelled, Abated or Adjusted (1980)	
Balance December 31, 1980	

CURRENT FINANCES DECEMBER 31, 1980 ASSETS	
Cash Dec. 31, 1980	1,090,322.82
Taxes Receivable	231,282.71
Tax Title Liens	10,137.12
Foreclosed Property	
Emergencies & Other Deferred Charges	16,460.93
State and Federal Aid Receivable	
Other Receivables	4,581.12
Total	1,352,784.70
LIABILITIES, RESERVES, AND SURPLUS	
Cash Liabilities	270,121.34
Reserves for Receivables	246,000.95
Surplus Dec. 31, 1980	836,662.41
Total	1,352,784.70

0122

Population 1970 10,390
Population 1980 11,704
S & P Rating
Moody Rating BAA-1

General Tax Rate Per $100. 3.52
State Equalized Tax Rate 1.73

VENTNOR CITY – ATLANTIC COUNTY

Form of Government:
Commission (1911)
Number of Members on Governing Body 3

PER CAPITA:		PER CENT:	
Gross Debt	465.98	Gross Debt	1.76
Net Debt	295.01	Net Debt	1.11
Debt Service	52.59	Tax Levy Collected	95.74
Total Tax Levy	617.82	Tax Levy Cancelled, Abated or Adjusted	
Municipal Expenditures	456.22		

EXPENDITURES		REVENUES-REALIZED		1980 PROPERTY TAX		
GENERAL GOVERNMENT				STATE EQUALIZED TAX RATE →		
Governing Body & Public Boards				Local District School Taxes	.46	1,911,631.50
Municipal Clerk	40,728.11	1980 Property Taxes Collected	6,916,046.94	Regional & Consolidated School Tax		
Financial Administration	56,399.96	1980 Payments in Lieu of Taxes		School Taxes in Municipal Budget	.05	210,816.25
Assessment of Taxes	21,905.08	Delinquent Tax & Lien Collections	217,640.74	County Taxes	.46	* 1,872,363.15
Collection of Taxes	33,196.93	Business Personalty Replacement Taxes	65,844.92	County Library Taxes	.01	57,934.08
Planning, Housing & Development	12,499.68	Taxes from Public Utilities	398,099.00	Local Municipal Purpose Taxes	.75	3,093,191.53
Human Resources		Other Miscellaneous Tax Revenues		Veteran & Senior Citizen Taxes		121,780.00
Elections	8,221.89	State Aid Revenues	82,190.53	Total Taxes for Rate Computation	1.73	7,267,716.51
General Administration (other)	638,966.56	Federal Aid Revenues	162,843.40	Special District Taxes		
JUDICIARY		State and Local Fiscal Assistance Act Utilized	104,723.00	Bank Corp. Taxes		9,811.10
Municipal Courts	37,538.24	Sale of Acquired Property		Added and Omitted Taxes		75,196.96
PUBLIC SAFETY		Other Miscellaneous Revenues	762,729.37	Total Taxes Levied - ABSTRACT		7,230,944.57
Fire Protection	530,737.00	Total	8,710,117.90	Total Taxes Billed		7,223,890.98
Police Protection	663,080.27	Prior Years Surplus Appropriated	400,000.00	1980 TAXES COLLECTED		6,916,046.94
Civil Defense & Disaster Control	5,800.00	REVENUES TOTAL	9,110,117.90	1980 Taxes Cancelled, Abated or Adjusted		
Environmental Inspection & Control	33,190.00	Reserve For Uncollected Taxes	231,436.54	Transfer to Tax Title Liens or Foreclosed		510.40
Other Public Safety		CAPITAL OUTLAY TOTAL	463,658.68	Balance Outstanding Dec. 31, 1980		307,333.64
PUBLIC WORKS				PRIOR YEARS TAXES OUTSTANDING		
Streets and Drainage	341,807.06	Public Enterprises		Balance January 1, 1980		219,461.83
Sewers and Sewage Processing	764,779.81	Recreation—Culture		Collected in 1980		216,680.40
Garbage and Trash Disposal	136,657.47	Public Works	98,977.83	Cancelled, Abated or Adjusted 1980		3.41
Public Buildings and Grounds	97,109.70	Buildings and Grounds	64,680.85	Transfers to Tax Title Liens or Foreclosed		98.44
Other Public Works	30,909.45	Library and Education	300,000.00	Balance December 31, 1980		2,679.58
HEALTH and WELFARE		Conservation		TAX TITLE LIENS OUTSTANDING		
Health Services Except Environmental	12,328.04	All Other		Balance January 1, 1980		4,346.41
Welfare-Public Assistance	5,850.00	CAPITAL DEBT AUTHORIZED, DECEMBER 31, 1980		Transfer From Taxes		795.64
Hospitals, Clinics, First Aid		ISSUED AND UNISSUED GROSS DEBT NET DEBT		Redeemed in 1980		960.34
Animal, Insect, & Rodent Control	4,728.00	School 1,998,000		Cancelled, Abated or Adjusted (1980)		
Other Welfare Services		Self-liquidating		Transfers to Foreclosed Property		
RECREATION and CONSERVATION		Other 3,455,850 3,452,850		Balance December 31, 1980		4,181.71
Beaches and Boardwalks	240,567.87	Total 5,453,850 3,452,850		PROPERTY ACQUIRED BY DEED OR FORECLOSURE		
Parks, Playgrounds, Shade Trees	104,894.18			Balance January 1, 1980		137,260.00
Land Reclamation & Conservation		ISSUED AND OUTSTANDING		Transfers From Taxes or Liens		
Other Recreational Services	25,838.46	School	1,997,000.00	Sale for Cash (1980)		
EDUCATION (excluding schools)		Self-Liquidating		Cancelled, Abated or Adjusted (1980)		
Libraries	2,700.00	Other	3,105,000.00	Balance December 31, 1980		137,260.00
Other Educational Services		Total	5,102,000.00	CURRENT FINANCES DECEMBER 31, 1980		
STATUTORY EXPENDITURES		EQUALIZED VALUATION BASIS		ASSETS		
Pensions & F. I. C. A.	352,749.47	FOR NET DEBT COMPUTATION	310,742,063	Cash Dec. 31, 1980		598,120.37
Employee Fringe Benefits	95,171.99	REAL PROPERTY VALUATIONS		Taxes Receivable		310,013.22
Other Statutory Expenditures	10,000.00	Code Class # of Parcels % VAL'N ASSESSED VALUATION		Tax Title Liens		4,181.71
CETA And Other Public Employment Programs	169,148.32	1 Vacant Land 445 2.10 4,195,950.00		Foreclosed Property		137,260.00
MUNICIPAL FUNCTIONS TOTAL	4,477,503.54	2 Residential 4427 79.97 160,125,300.00		Emergencies & Other Deferred Charges		162,314.57
CAPITAL IMPROVEMENTS *MEMO*	11,580.99	3 Farm		State and Federal Aid Receivable		
DEBT SERVICE		4a Commercial 159 7.01 14,037,200.00		Other Receivables		50,726.57
Principal Payments	353,000.00	4b Industrial 2 .42 835,600.00		Total		1,262,616.44
Interest Payments	262,528.00	4c Apartments 53 10.50 21,025,800.00		LIABILITIES, RESERVES, AND SURPLUS		
TYPE I SCHL DEBT *MEMO	210,816.25	Total 5086 200,219,850.00		Cash Liabilities		235,114.18
DEFERRED CHARGES	15,180.13	Land Area 2.10 Sq. Miles		Reserves for Receivables		502,044.00
SCHOOL, COUNTY, SPECIAL DISTRICT TAXES	4,052,744.98	Net Valuation Taxable-Municipal	203,185,593	Surplus Dec. 31, 1980		525,458.26
RESERVE FOR UNCOLLECTED TAXES	231,436.54	Net Valuation Taxable-County	315,214,128	Total		1,262,616.44
EXPENDITURES TOTAL	9,392,393.19	State Equalized Valuation	408,269,083			
		State Equalization Ratio	49.40			

1980-3000

* ABOVE DEBT SERVICE INCLUDES TYPE I SCHOOL DEBT

*Includes County Health Service Taxes or County Vocational School Taxes. See Table 13, pgs. 675, 676.

1922

Population 1970 6,165
Population 1980 16,302
S & P Rating
Moody Rating

General Tax Rate Per $100. 3.77
State Equalized Tax Rate 2.32

VERNON TOWNSHIP — SUSSEX COUNTY

Form of Government:
Township Committee
Number of Members on Governing Body 5

PER CAPITA		PER CENT.	
Gross Debt	839.15	Gross Debt	4.02
Net Debt	38.69	Net Debt	.19
Debt Service		Tax Levy Collected	93.86
Total Tax Levy	564.32	Tax Levy Cancelled, Abated or Adjusted	.06
Municipal Expenditures	202.06		

EXPENDITURES	
GENERAL GOVERNMENT	
Governing Body & Public Boards	
Municipal Clerk	
Financial Administration	59,520.00
Assessment of Taxes	49,584.98
Collection of Taxes	49,500.00
Planning, Housing & Development	14,497.50
Human Resources	6,000.00
Elections	8,000.00
General Administration (other)	310,830.79
JUDICIARY	
Municipal Courts	28,800.00
PUBLIC SAFETY	
Fire Protection	93,050.00
Police Protection	490,200.00
Civil Defense & Disaster Control	2,000.00
Environmental Inspection & Control	38,200.00
Other Public Safety	
PUBLIC WORKS	
Streets and Drainage	695,025.50
Sewers and Sewage Processing	13,000.00
Garbage and Trash Disposal	2,000.00
Public Buildings and Grounds	33,070.00
Other Public Works	63,688.00
HEALTH and WELFARE	
Health Services Except Environmental	80,569.00
Welfare-Public Assistance	5,750.00
Hospitals, Clinics, First Aid	1,500.00
Animal, Insect, & Rodent Control	47,912.00
Other Welfare Services	
RECREATION and CONSERVATION	
Beaches and Boardwalks	
Parks, Playgrounds, Shade Trees	
Land Reclamation & Conservation	
Other Recreational Services	24,500.00
EDUCATION (excluding schools)	
Libraries	
Other Educational Services	
STATUTORY EXPENDITURES	
Pensions & F. I. C. A.	134,826.60
Employee Fringe Benefits	63,250.00
Other Statutory Expenditures	5,000.00
CETA And Other Public Employment Programs	
MUNICIPAL FUNCTIONS TOTAL	2,310,274.37
CAPITAL IMPROVEMENTS *MEMO*	40,000.00
DEBT SERVICE	
Principal Payments	
Interest Payments	
DEFERRED CHARGES	
SCHOOL, COUNTY, SPECIAL DISTRICT TAXES	8,018,214.76
RESERVE FOR UNCOLLECTED TAXES	983,732.87
EXPENDITURES TOTAL	11,312,222.00

REVENUES-REALIZED		
1980 Property Taxes Collected		8,639,497.68
1980 Payments in Lieu of Taxes		
Delinquent Tax & Lien Collections		564,166.37
Business Personalty Replacement Taxes		112,513.64
Taxes from Public Utilities		675,932.00
Other Miscellaneous Tax Revenues		58,684.50
State Aid Revenues		66,887.32
Federal Aid Revenues		
State and Local Fiscal Assistance Act Utilized		315,950.00
Sale of Acquired Property		
Other Miscellaneous Revenues		595,062.55
	Total	11,028,694.06
Prior Years Surplus Appropriated		929,940.00
REVENUES	TOTAL	11,958,634.06
Reserve For Uncollected Taxes		983,732.87
CAPITAL OUTLAY	TOTAL	750,856.24
Public Enterprises		
Recreation—Culture		
Public Works		658,107.78
Buildings and Grounds		92,748.46
Library and Education		
Conservation		
All Other		

CAPITAL DEBT AUTHORIZED, DECEMBER 31, 1980

ISSUED AND UNISSUED	GROSS DEBT	NET DEBT
School	13,049,000	
Self-liquidating		
Other	630,750	630,750
Total	13,679,750	630,750
ISSUED AND OUTSTANDING		
School		7,228,000.00
Self-Liquidating		
Other		
Total		7,228,000.00
EQUALIZED VALUATION BASIS FOR NET DEBT COMPUTATION		340,093,017

REAL PROPERTY VALUATIONS

Code	Class	# of Parcels	% VAL'N	ASSESSED VALUATION
1	Vacant Land	4829	12.23	29,064,950.00
2	Residential	6057	71.39	169,606,450.00
3	Farm	319	2.37	5,637,240.00
4a	Commercial	130	13.49	32,051,900.00
4b	Industrial	10	.34	815,900.00
4c	Apartments	3	.17	398,700.00
Total		11348		237,575,140.00

Land Area 67.25 Sq. Miles

Net Valuation Taxable-Municipal	241,610,071
Net Valuation Taxable-County	353,911,782
State Equalized Valuation	389,084,618
State Equalization Ratio	61.70

1980 PROPERTY TAX		
STATE EQUALIZED TAX RATE		
Local District School Taxes	1.44	5,623,179.49
Regional & Consolidated School Tax		
School Taxes in Municipal Budget		
County Taxes	.59	* 2,279,581.54
County Library Taxes	.03	115,454.73
Local Municipal Purpose Taxes	.28	1,092,003.41
Veteran & Senior Citizen Taxes		96,340.00
Total Taxes for Rate Computation	2.33	9,106,558.17
Special District Taxes		
Bank Corp. Taxes		3,003.71
Added and Omitted Taxes		96,243.70
Total Taxes Levied - ABSTRACT		9,199,465.58
Total Taxes Billed		9,204,943.62
1980 TAXES COLLECTED		8,639,497.68
1980 Taxes Cancelled, Abated or Adjusted		5,783.18
Transfer to Tax Title Liens or Foreclosed		47,426.21
Balance Outstanding Dec. 31, 1980		512,186.46
PRIOR YEARS TAXES OUTSTANDING		
Balance January 1, 1980		445,292.84
Collected in 1980		425,167.12
Cancelled, Abated or Adjusted 1980		172.95
Transfers to Tax Title Liens or Foreclosed		19,438.88
Balance December 31, 1980		503.89
TAX TITLE LIENS OUTSTANDING		
Balance January 1, 1980		213,739.21
Transfer From Taxes		62,385.97
Redeemed in 1980		138,999.25
Cancelled, Abated or Adjusted (1980)		756.00
Transfers to Foreclosed Property		29,518.25
Balance December 31, 1980		106,842.68
PROPERTY ACQUIRED BY DEED OR FORECLOSURE		
Balance January 1, 1980		237,806.22
Transfers From Taxes or Liens		37,393.78
Sale for Cash (1980)		
Cancelled, Abated or Adjusted (1980)		
Balance December 31, 1980		275,200.00

CURRENT FINANCES DECEMBER 31, 1980	
ASSETS	
Cash Dec. 31, 1980	2,708,710.82
Taxes Receivable	512,690.35
Tax Title Liens	106,842.68
Foreclosed Property	275,200.00
Emergencies & Other Deferred Charges	13,019.87
State and Federal Aid Receivable	84,592.81
Other Receivables	45,677.80
Total	3,746,734.33
LIABILITIES, RESERVES, AND SURPLUS	
Cash Liabilities	520,499.78
Reserves for Receivables	940,410.83
Surplus Dec. 31, 1980	2,285,823.72
Total	3,746,734.33

*Includes County Health Service Taxes or County Vocational School Taxes. See Table 13, pgs. 675, 676.

0720

Population 1970 15,100
Population 1980 14,166
S & P Rating
Moody Rating A-1

Generol Tax Rate Per $100. 6.65
State Equalized Tax Rate 3.47

VERONA BOROUGH – ESSEX COUNTY

Form of Government:
Borough Council
Number of Members on Governing Body 6

PER CAPITA:		PER CENT:	
Gross Debt	351.64	Gross Debt	1.75
Net Debt	144.52	Net Debt	.72
Debt Service	10.36	Tax Levy Collected	98.45
Total Tax Levy	788.09	Tax Levy Cancelled, Abated or Adjusted	.48
Municipal Expenditures	251.39		

EXPENDITURES	
GENERAL GOVERNMENT	
Governing Body & Public Boards	
Municipal Clerk	
Finoncial Administration	12,000.00
Assessment of Taxes	22,212.00
Collection of Taxes	77,013.00
Planning, Housing & Development	935.00
Human Resources	
Elections	2,550.00
General Administration (other)	279,513.05
JUDICIARY	
Municipal Courts	54,095.00
PUBLIC SAFETY	
Fire Protection	116,134.00
Police Protection	835,060.00
Civil Defense & Disaster Control	1,100.00
Environmental Inspection & Control	35,243.00
Other Public Safety	
PUBLIC WORKS	
Streets and Drainage	302,652.20
Sewers and Sewage Processing	116,374.00
Garbage and Trash Disposal	295,506.57
Public Buildings and Grounds	61,995.00
Other Public Works	
HEALTH and WELFARE	
Health Services Except Environmental	154,796.50
Welfare Public Assistance	6,000.00
Hospitals, Clinics, First Aid	
Animal, Insect, & Rodent Control	
Other Welfare Services	5,400.00
RECREATION and CONSERVATION	
Beaches and Boardwalks	
Parks, Playgrounds, Shade Trees	13,272.00
Land Reclamation & Conservation	
Other Recreational Services	153,527.00
EDUCATION (excluding schools)	
Libraries	131,248.00
Other Educational Services	
STATUTORY EXPENDITURES	
Pensions & F. I. C. A.	248,019.20
Employee Fringe Benefits	56,010.00
Other Statutory Expenditures	8,200.00
CETA And Other Public Employment Programs	
MUNICIPAL FUNCTIONS TOTAL	2,988,955.52
CAPITAL IMPROVEMENTS *MEMO*	33,000.00
DEBT SERVICE	
Principal Payments	80,000.00
Interest Payments	66,702.50
DEFERRED CHARGES	56,878.85
SCHOOL, COUNTY, SPECIAL DISTRICT TAXES	9,331,371.82
RESERVE FOR UNCOLLECTED TAXES	368,709.65
EXPENDITURES TOTAL	12,892,618.34

REVENUES-REALIZED		
1980 Property Taxes Collected		10,989,573.43
1980 Payments in Lieu of Taxes		
Delinquent Tax & Lien Collections		148,871.05
Business Personolty Replocement Toxes		174,455.08
Taxes from Public Utilities		514,010.00
Other Miscellaneous Tox Revenues		
State Aid Revenues		209,369.62
Federal Aid Revenues		
State and Local Fiscal Assistance Act Utilized		63,353.57
Sale of Acquired Property		
Other Miscellaneous Revenues		581,108.07
Totol		12,680,740.82
Prior Years Surplus Appropriated		489,000.00
REVENUES	TOTAL	13,169,740.82
Reserve For Uncollected Taxes		368,709.65
CAPITAL OUTLAY	TOTAL	268,180.82
Public Enterprises		1,027.72
Recreation—Culture		3,252.36
Public Works		224,060.79
Buildings and Grounds		39,839.95
Library and Education		
Conservation		
All Other		

CAPITAL DEBT AUTHORIZED, DECEMBER 31, 1980

ISSUED AND UNISSUED	GROSS DEBT	NET DEBT
School	1,973,000	
Self-liquidating	893,500	
Other	2,114,850	2,047,258
Total	4,981,350	2,047,258

ISSUED AND OUTSTANDING	
School	1,973,000.00
Self-Liquidating	882,000.00
Other	1,425,500.00
Totol	4,280,500.00
EQUALIZED VALUATION BASIS FOR NET DEBT COMPUTATION	284,488,238

REAL PROPERTY VALUATIONS

Code	Class	# of Parcels	% VAL'N	ASSESSED VALUATION
1	Vacant Land	112	1.45	2,374,400.00
2	Residential	3623	72.86	119,590,000.00
3	Farm			
4a	Commercial	147	10.82	17,764,700.00
4b	Industrial	6	.76	1,244,800.00
4c	Apartments	21	14.12	23,169,300.00
Total		3909		164,143,200.00

Land Area 2.80 Sq. Miles

Net Voluation Taxable-Municipol	165,283,100
Net Valuation Taxoble-County	290,463,501
State Equalized Voluotion	315,652,726
State Equalization Ratio	52.19

1980 PROPERTY TAX		
STATE EQUALIZED TAX RATE		
Locol District School Toxes	1.76	5,564,361.13
Regionol & Consolidated School Tax		
School Taxes in Municipal Budget		
County Toxes	1.19	3,767,010.69
County Library Toxes		
Local Municipal Purpose Taxes	.52	1,652,083.75
Veteran & Senior Citizen Taxes		106,870.00
Total Taxes for Rote Computotion	3.47	11,090,325.57
Special District Taxes		
Bank Corp. Taxes		8,910.21
Added ond Omitted Taxes		171,656.45
Total Taxes Levied - ABSTRACT		11,164,022.23
Totol Taxes Billed		11,162,849.60
1980 TAXES COLLECTED		10,989,573.43
1980 Taxes Cancelled, Abated or Adjusted		52,073.65
Transfer to Tax Title Liens or Foreclosed		964.25
Balance Outstanding Dec. 31, 1980		119,238.27
PRIOR YEARS TAXES OUTSTANDING		
Balance January 1, 1980		140,498.28
Collected in 1980		140,498.28
Cancelled, Abated or Adjusted 1980		
Transfers to Tax Title Liens or Foreclosed		
Balance December 31, 1980		
TAX TITLE LIENS OUTSTANDING		
Balance January 1, 1980		15,034.33
Transfer From Taxes		964.25
Redeemed in 1980		8,372.77
Cancelled, Abated or Adjusted (1980)		
Transfers to Foreclosed Property		
Balance December 31, 1980		7,625.81
PROPERTY ACQUIRED BY DEED OR FORECLOSURE		
Balance January 1, 1980		394,700.00
Transfers From Taxes or Liens		
Sale for Cash (1980)		
Cancelled. Abated or Adjusted (1980)		
Balance December 31, 1980		394,700.00
CURRENT FINANCES DECEMBER 31, 1980		
ASSETS		
Cosh Dec. 31, 1980		1,062,766.99
Taxes Receivable		119,238.27
Tax Title Liens		7,625.81
Foreclosed Property		394,700.00
Emergencies & Other Deferred Charges		
State ond Federal Aid Receivoble		
Other Receivables		22,383.16
Totol		1,606,714.23
LIABILITIES, RESERVES, AND SURPLUS		
Cash Liobilities		398,631.74
Reserves for Receivables		543,947.24
Surplus Dec. 31, 1980		664,135.25
Total		1,606,714.23

1980 3000

1437

Population 1970 1,035
*Population 1980 1,043
S & P Rating
Moody Rating

General Tax Rate Per $100. 3.96
State Equalized Tax Rate 2.88

VICTORY GARDENS BOROUGH — MORRIS CO.

Form of Government:
Borough Council
Number of Members on Governing Body 6

PER CAPITA		PER CENT	
Gross Debt	50.91	Gross Debt	.57
Net Debt	50.91	Net Debt	.57
Debt Service	3.55	Tax Levy Collected	98.22
Total Tax Levy	273.92	Tax Levy Cancelled, Abated or Adjusted	
Municipal Expenditures	184.66		

EXPENDITURES		REVENUES-REALIZED	
GENERAL GOVERNMENT			
Governing Body & Public Boards			
Municipal Clerk		1980 Property Taxes Collected	280,427.33
Financial Administration	8,100.00	1980 Payments in Lieu of Taxes	
Assessment of Taxes	870.00	Delinquent Tax & Lien Collections	
Collection of Taxes	2,100.00	Business Personalty Replacement Taxes	4,352.20
Planning, Housing & Development	850.00	Taxes from Public Utilities	13,512.00
Human Resources		Other Miscellaneous Tax Revenues	26,500.00
Elections	500.00	State Aid Revenues	22,590.39
General Administration (other)	50,200.00	Federal Aid Revenues	
JUDICIARY		State and Local Fiscal Assistance Act Utilized	12,477.00
Municipal Courts	5,600.00	Sale of Acquired Property	
PUBLIC SAFETY		Other Miscellaneous Revenues	68,767.44
Fire Protection	4,100.00	Total	428,626.36
Police Protection	4,100.00	Prior Years Surplus Appropriated	31,000.00
Civil Defense & Disaster Control	250.00	REVENUES TOTAL	459,626.36
Environmental Inspection & Control	1,300.00	Reserve For Uncollected Taxes	17,027.51
Other Public Safety		CAPITAL OUTLAY TOTAL	36,200.22
PUBLIC WORKS			
Streets and Drainage	35,350.00	Public Enterprises	
Sewers and Sewage Processing	10,300.00	Recreation—Culture	
Garbage and Trash Disposal	8,400.00	Public Works	20,305.74
Public Buildings and Grounds	22,730.00	Buildings and Grounds	15,894.48
Other Public Works	2,560.00	Library and Education	
HEALTH and WELFARE		Conservation	
Health Services Except Environmental	920.00	All Other	
Welfare-Public Assistance	1,820.00	CAPITAL DEBT AUTHORIZED, DECEMBER 31, 1980	
Hospitals, Clinics, First Aid		ISSUED AND UNISSUED — GROSS DEBT — NET DEBT	
Animal, Insect, & Rodent Control	800.00	School	
Other Welfare Services		Self-liquidating	
RECREATION and CONSERVATION		Other	53,094 — 53,094
Beaches and Boardwalks		Total	53,094 — 53,094
Parks, Playgrounds, Shade Trees			
Land Reclamation & Conservation		ISSUED AND OUTSTANDING	
Other Recreational Services	200.00	School	
EDUCATION (excluding schools)		Self-Liquidating	
Libraries		Other	19,000.00
Other Educational Services		Total	19,000.00
STATUTORY EXPENDITURES		EQUALIZED VALUATION BASIS	
Pensions & F. I. C. A.	6,500.00	FOR NET DEBT COMPUTATION	9,357,597
Employee Fringe Benefits		REAL PROPERTY VALUATIONS	
Other Statutory Expenditures	500.00	Code Class # of Parcels % VAL'N ASSESSED VALUATION	
CETA And Other Public Employment Programs		1 Vacant Land 3 2.07 148,500.00	
MUNICIPAL FUNCTIONS TOTAL	168,100.00	2 Residential 200 65.45 4,693,900.00	
CAPITAL IMPROVEMENTS *MEMO*	9,700.00	3 Farm	
DEBT SERVICE		4a Commercial 6 12.61 904,215.00	
Principal Payments	3,500.00	4b Industrial 1 2.49 178,300.00	
Interest Payments	206.98	4c Apartments 1 17.39 1,247,000.00	
		Total 211 7,171,915.00	
DEFERRED CHARGES	3,794.64	Land Area .20 Sq. Miles	
SCHOOL, COUNTY, SPECIAL DISTRICT TAXES	188,106.03	Net Valuation Taxable-Municipal	7,210,200
RESERVE FOR UNCOLLECTED TAXES	17,027.51	Net Valuation Taxable-County	10,909,886
EXPENDITURES TOTAL	380,735.16	State Equalized Valuation	9,881,704
		State Equalization Ratio	72.86

1980 PROPERTY TAX		
STATE EQUALIZED TAX RATE		
Local District School Taxes	1.49	146,981.00
Regional & Consolidated School Tax		
School Taxes in Municipal Budget		
County Taxes	.40	39,514.37
County Library Taxes	.02	1,610.66
Local Municipal Purpose Taxes	.98	96,791.88
Veteran & Senior Citizen Taxes		4,420.00
Total Taxes for Rate Computation	2.89	289,317.91
Special District Taxes		
Bank Corp. Taxes		800.99
Added and Omitted Taxes		
Total Taxes Levied - ABSTRACT		285,698.50
Total Taxes Billed		285,523.52
1980 TAXES COLLECTED		280,427.33
1980 Taxes Cancelled, Abated or Adjusted		
Transfer to Tax Title Liens or Foreclosed		
Balance Outstanding Dec. 31, 1980		5,096.59
PRIOR YEARS TAXES OUTSTANDING		
Balance January 1, 1980		1,731.15
Collected in 1980		1,731.15
Cancelled, Abated or Adjusted 1980		
Transfers to Tax Title Liens or Foreclosed		
Balance December 31, 1980		
TAX TITLE LIENS OUTSTANDING		
Balance January 1, 1980		
Transfer From Taxes		
Redeemed in 1980		
Cancelled, Abated or Adjusted (1980)		
Transfers to Foreclosed Property		
Balance December 31, 1980		
PROPERTY ACQUIRED BY DEED OR FORECLOSURE		
Balance January 1, 1980		
Transfers From Taxes or Liens		
Sale for Cash (1980)		
Cancelled, Abated or Adjusted (1980)		
Balance December 31, 1980		
CURRENT FINANCES DECEMBER 31, 1980		
ASSETS		
Cash Dec. 31, 1980		298,534.58
Taxes Receivable		5,096.59
Tax Title Liens		
Foreclosed Property		
Emergencies & Other Deferred Charges		5,292.16
State and Federal Aid Receivable		26,500.00
Other Receivables		9,971.00
Total		345,394.33
LIABILITIES, RESERVES, AND SURPLUS		
Cash Liabilities		132,109.87
Reserves for Receivables		15,067.59
Surplus Dec. 31, 1980		198,216.87
Total		345,394.33

1980/3000

0614

Population 1970 47,585
Population 1980 53,753
S & P Rating
Moody Rating A-1

General Tax Rate Per $100. 3.30
State Equalized Tax Rate 2.91

VINELAND CITY – CUMBERLAND COUNTY

Form of Government:
Mayor-Council Plan A (OMCL50)
Number of Members on Governing Body 5

PER CAPITA:		PER CENT:	
Gross Debt	623.03	Gross Debt	5.51
Net Debt	94.13	Net Debt	.83
Debt Service	39.86	Tax Levy Collected	95.27
Total Tax Levy	372.25	Tax Levy Cancelled, Abated or Adjusted	.30
Municipal Expenditures	261.31		

EXPENDITURES	
GENERAL GOVERNMENT	
Governing Body & Public Boards	
Municipal Clerk	
Financial Administration	244,500.00
Assessment of Taxes	132,000.00
Collection of Taxes	98,800.00
Planning, Housing & Development	75,409.00
Human Resources	464,500.00
Elections	60,100.00
General Administration (other)	1,437,354.00
JUDICIARY	
Municipal Courts	148,800.00
PUBLIC SAFETY	
Fire Protection	502,700.00
Police Protection	2,309,871.46
Civil Defense & Disaster Control	10,400.00
Environmental Inspection & Control	21,200.00
Other Public Safety	
PUBLIC WORKS	
Streets and Drainage	1,193,025.53
Sewers and Sewage Processing	
Garbage and Trash Disposal	130,100.00
Public Buildings and Grounds	451,500.00
Other Public Works	
HEALTH and WELFARE	
Health Services Except Environmental	659,157.50
Welfare-Public Assistance	46,700.00
Hospitals, Clinics, First Aid	33,000.00
Animal, Insect, & Rodent Control	28,500.00
Other Welfare Services	
RECREATION and CONSERVATION	
Beaches and Boardwalks	
Parks, Playgrounds, Shade Trees	172,700.00
Land Reclamation & Conservation	1,600.00
Other Recreational Services	221,000.00
EDUCATION (excluding schools)	
Libraries	300,400.00
Other Educational Services	
STATUTORY EXPENDITURES	
Pensions & F. I. C. A.	731,360.23
Employee Fringe Benefits	302,600.00
Other Statutory Expenditures	27,600.00
CETA And Other Public Employment Programs	902,000.00
MUNICIPAL FUNCTIONS TOTAL	10,706,897.72
CAPITAL IMPROVEMENTS *MEMO*	10,100.00
DEBT SERVICE	
Principal Payments	1,190,000.00
Interest Payments	552,657.82
TYPE I SCHL DEBT *MEMO	1,490,190.12
DEFERRED CHARGES	1,795.00
SCHOOL, COUNTY, SPECIAL DISTRICT TAXES	16,615,510.47
RESERVE FOR UNCOLLECTED TAXES	1,195,028.92
EXPENDITURES TOTAL	30,661,869.93

REVENUES-REALIZED		
1980 Property Taxes Collected		19,069,767.83
1980 Payments in Lieu of Taxes		
Delinquent Tax & Lien Collections		789,218.84
Business Personalty Replacement Taxes		867,622.92
Taxes from Public Utilities		1,698,796.00
Other Miscellaneous Tax Revenues		4,373.87
State Aid Revenues		2,329,177.58
Federal Aid Revenues		913,449.76
State and Local Fiscal Assistance Act Utilized		802,649.46
Sale of Acquired Property		1,980.00
Other Miscellaneous Revenues		2,106,596.58
	Total	28,583,632.84
Prior Years Surplus Appropriated		1,500,000.00
REVENUES	TOTAL	30,083,632.84
Reserve For Uncollected Taxes		1,195,028.92

CAPITAL OUTLAY	TOTAL	236,094.83
Public Enterprises		86,551.14
Recreation—Culture		4,088.73
Public Works		4,990.00
Buildings and Grounds		140,464.96
Library and Education		
Conservation		
All Other		

CAPITAL DEBT AUTHORIZED, DECEMBER 31, 1980

ISSUED AND UNISSUED	GROSS DEBT	NET DEBT
School	15,448,000	
Self-liquidating	12,982,000	
Other	5,060,000	5,060,000
Total	33,490,000	5,060,000

ISSUED AND OUTSTANDING	
School	12,319,000.00
Self-Liquidating	12,982,000.00
Other	4,425,000.00
Total	29,726,000.00
EQUALIZED VALUATION BASIS FOR NET DEBT COMPUTATION	608,155,082

REAL PROPERTY VALUATIONS

Code	Class	# of Parcels	% VAL'N	ASSESSED VALUATION
1	Vacant Land	2396	3.67	21,458,500.00
2	Residential	11846	64.17	374,733,900.00
3	Farm	1147	2.82	16,493,300.00
4a	Commercial	1035	19.39	113,242,900.00
4b	Industrial	116	6.05	35,343,300.00
4c	Apartments	55	3.89	22,744,100.00
Total		16595		584,016,000.00

Land Area 69.50 Sq. Miles

Net Valuation Taxable-Municipal	597,821,925
Net Valuation Taxable-County	657,328,581
State Equalized Valuation	675,744,637
State Equalization Ratio	88.43

1980 PROPERTY TAX		
STATE EQUALIZED TAX RATE		
Local District School Taxes	1.41	9,557,154.00
Regional & Consolidated School Tax		
School Taxes in Municipal Budget	.08	574,228.64
County Taxes	.93	6,317,545.59
County Library Taxes		
Local Municipal Purpose Taxes	.48	3,235,766.06
Veteran & Senior Citizen Taxes		12,579,160.00
Total Taxes for Rate Computation	2.90	32,263,854.29
Special District Taxes		166,582.24
Bank Corp. Taxes		36,298.02
Added and Omitted Taxes		122,049.02
Total Taxes Levied - ABSTRACT		20,009,623.57
Total Taxes Billed		20,016,754.78
1980 TAXES COLLECTED		19,069,767.83
1980 Taxes Cancelled, Abated or Adjusted		59,538.67
Transfer to Tax Title Liens or Foreclosed		43,758.24
Balance Outstanding Dec. 31, 1980		843,690.04

PRIOR YEARS TAXES OUTSTANDING	
Balance January 1, 1980	784,327.99
Collected in 1980	750,143.10
Cancelled, Abated or Adjusted 1980	3,958.66
Transfers to Tax Title Liens or Foreclosed	27,484.78
Balance December 31, 1980	2,741.45
TAX TITLE LIENS OUTSTANDING	
Balance January 1, 1980	75,438.35
Transfer From Taxes	74,234.40
Redeemed in 1980	39,075.74
Cancelled, Abated or Adjusted (1980)	
Transfers to Foreclosed Property	1,256.18
Balance December 31, 1980	109,340.83
PROPERTY ACQUIRED BY DEED OR FORECLOSURE	
Balance January 1, 1980	312,520.00
Transfers From Taxes or Liens	8,000.00
Sale for Cash (1980)	1,980.00
Cancelled, Abated or Adjusted (1980)	8,020.00
Balance December 31, 1980	310,520.00

CURRENT FINANCES DECEMBER 31, 1980	
ASSETS	
Cash Dec. 31, 1980	4,872,184.11
Taxes Receivable	846,431.49
Tax Title Liens	109,340.83
Foreclosed Property	310,520.00
Emergencies & Other Deferred Charges	
State and Federal Aid Receivable	17,014.20
Other Receivables	126,846.88
Total	6,282,337.51
LIABILITIES, RESERVES, AND SURPLUS	
Cash Liabilities	3,087,716.69
Reserves for Receivables	1,320,223.92
Surplus Dec. 31, 1980	1,874,396.90
Total	6,282,337.51

1980 3000

* ABOVE DEBT SERVICE INCLUDES TYPE I SCHOOL DEBT

0434

Populotion 1970 6,215
Populotion 1980 12,919
S & P Roting
Moody Roting A

Generol Tox Rote Per $100. 2.91
Stote Equolized Tox Rote 2.45

VOORHEES TOWNSHIP — CAMDEN COUNTY

Form of Government:
Township Committee
Number of Members on Governing Body 5

PER CAPITA		PER CENT:	
Gross Debt	887.44	Gross Debt	4.42
Net Debt	273.67	Net Debt	1.36
Debt Service	10.82	Tox Levy Collected	92.95
Totol Tax Levy	663.07	Tox Levy Concelled, Aboted or Adjusted	.17
Municipol Expenditures	204.64		

EXPENDITURES	
GENERAL GOVERNMENT	
Governing Body & Public Boords	70.00
Municipol Clerk	
Finonciol Administrotion	25,290.00
Assessment of Toxes	39,260.00
Collection of Toxes	36,333.00
Plonning, Housing & Development	47,050.00
Humon Resources	
Elections	7,710.00
Generol Administrotion (other)	196,058.00
JUDICIARY	
Municipol Courts	34,380.00
PUBLIC SAFETY	
Fire Protection	
Police Protection	652,361.00
Civil Defense & Disoster Control	110.00
Environmentol Inspection & Control	20,735.00
Other Public Sofety	
PUBLIC WORKS	
Streets ond Droinoge	210,753.00
Sewers ond Sewoge Processing	
Gorboge ond Trosh Disposol	157,993.00
Public Buildings ond Grounds	64,140.00
Other Public Works	58,500.00
HEALTH ond WELFARE	
Health Services Except Environmentol	4,275.00
Welfore-Public Assistonce	6,010.00
Hospitols, Clinics, First Aid	
Animol, Insect, & Rodent Control	
Other Welfore Services	
RECREATION ond CONSERVATION	
Beoches ond Boordwolks	
Porks, Ploygrounds, Shode Trees	38,910.00
Lond Reclomotion & Conservotion	
Other Recreotionol Services	5,576.00
EDUCATION (excluding schools)	
Librories	
Other Educotionol Services	
STATUTORY EXPENDITURES	
Pensions & F. I. C. A.	126,705.60
Employee Fringe Benefits	36,950.00
Other Stotutory Expenditures	5,000.00
CETA And Other Public Employment Progroms	75,000.00
MUNICIPAL FUNCTIONS TOTAL	1,849,209.60
CAPITAL IMPROVEMENTS *MEMO*	40,000.00
DEBT SERVICE	
Principol Poyments	78,750.00
Interest Poyments	61,014.08
DEFERRED CHARGES	45,339.06
SCHOOL, COUNTY, SPECIAL DISTRICT TAXES	7,575,308.53
RESERVE FOR UNCOLLECTED TAXES	609,401.34
EXPENDITURES TOTAL	10,219,022.61

REVENUES-REALIZED	
1980 Property Toxes Collected	7,543,990.06
1980 Poyments in Lieu of Toxes	
Delinquent Tox & Lien Collections	464,331.99
Business Personolty Replocement Toxes	150,478.32
Toxes from Public Utilities	514,791.00
Other Miscelloneous Tox Revenues	
Stote Aid Revenues	49,347.17
Federol Aid Revenues	79,363.64
Stote ond Locol Fiscol Assistonce Act Utilized	156,060.00
Sole of Acquired Property	
Other Miscelloneous Revenues	507,419.84
Totol	9,865,782.02
Prior Yeors Surplus Appropriated	800,000.00
REVENUES TOTAL	10,665,782.02
Reserve For Uncollected Toxes	609,401.34
CAPITAL OUTLAY TOTAL	844,909.94
Public Enterprises	186,067.71
Recreotion—Culture	4,704.53
Public Works	481,549.65
Buildings ond Grounds	172,588.05
Librory ond Educotion	
Conservotion	
All Other	

CAPITAL DEBT AUTHORIZED, DECEMBER 31, 1980

ISSUED AND UNISSUED	GROSS DEBT	NET DEBT
School	5,340,908	
Self-liquidoting	4,272,500	1,814,128
Other	1,851,450	1,721,396
Totol	11,464,858	3,535,524

ISSUED AND OUTSTANDING	
School	5,340,908.87
Self-Liquidoting	4,239,250.00
Other	1,577,500.00
Totol	11,157,658.87
EQUALIZED VALUATION BASIS FOR NET DEBT COMPUTATION	259,270,189

REAL PROPERTY VALUATIONS

Code	Closs	# of Porcels	% VAL'N	ASSESSED VALUATION
1	Vocont Lond	2369	8.31	21,703,158.00
2	Residentiol	2645	45.71	119,331,630.00
3	Form	72	.53	1,380,640.00
4o	Commerciol	172	35.05	91,503,845.00
4b	Industriol	28	2.01	5,238,875.00
4c	Aportments	14	8.38	21,881,300.00
Total		5300		261,039,448.00

Lond Areo 11.61 Sq. Miles

Net Voluotion Toxoble-Municipol	263,840,500
Net Voluotion Toxoble-County	268,515,414
Stote Equolized Voluotion	311,979,600
Stote Equolizotion Rotio	84.43

1980 PROPERTY TAX		
STATE EQUALIZED TAX RATE		
Locol District School Toxes	.84	2,628,152.00
Regionol & Consolidoted School Tox	.45	1,410,857.52
School Toxes in Municipol Budget		
County Toxes	.99	* 3,079,103.97
County Librory Toxes	.02	67,765.53
Locol Municipol Purpose Toxes	.16	488,200.00
Veteron & Senior Citizen Toxes		50,140.00
Totol Toxes for Rote Computotion	2.46	7,734,219.02
Speciol District Toxes		379,429.51
Bonk Corp. Toxes		9,451.77
Added ond Omitted Toxes		493,284.51
Totol Toxes Levied - ABSTRACT		8,566,244.81
Totol Toxes Billed		8,546,420.45
1980 TAXES COLLECTED		7,543,990.06
1980 Toxes Concelled, Aboted or Adjusted		16,656.01
Transfer to Tox Title Liens or Foreclosed		3,960.76
Bolonce Outstonding Dec. 31, 1980		581,813.62
PRIOR YEARS TAXES OUTSTANDING		
Bolonce Jonuory 1, 1980		515,859.01
Collected in 1980		441,972.82
Concelled, Aboted or Adjusted 1980		17,372.71
Transfers to Tox Title Liens or Foreclosed		3.15
Bolonce December 31, 1980		56,550.33
TAX TITLE LIENS OUTSTANDING		
Bolonce Jonuory 1, 1980		46,211.07
Transfer From Toxes		2,963.91
Redeemed in 1980		22,359.17
Concelled, Aboted or Adjusted (1980)		
Transfers to Foreclosed Property		
Bolonce December 31, 1980		27,816.61
PROPERTY ACQUIRED BY DEED OR FORECLOSURE		
Bolonce Jonuory 1, 1980		18,040.00
Transfers From Toxes or Liens		
Sole for Cosh (1980)		
Concelled, Aboted or Adjusted (1980)		
Bolonce December 31, 1980		18,040.00
CURRENT FINANCES DECEMBER 31, 1980		
ASSETS		
Cosh Dec. 31, 1980		2,277,475.77
Toxes Receivoble		638,363.95
Tox Title Liens		27,816.61
Foreclosed Property		18,040.00
Emergencies & Other Deferred Chorges		
Stote ond Federol Aid Receivoble		10,978.22
Other Receivobles		7,209.59
Totol		2,979,884.14
LIABILITIES, RESERVES, AND SURPLUS		
Cosh Liobilities		916,904.73
Reserves for Receivobles		691,430.15
Surplus Dec. 31, 1980		1,371,549.26
Totol		2,979,884.14

*Includes County Health Service Taxes or County Vocational School Taxes. See Table 13, pgs. 675, 676.

Population 1970 12,345
Population 1980 10,802
S & P Rating
Moody Rating BAA-1

General Tax Rate Per $100. 3.73
State Equalized Tax Rate 2.69

WALDWICK BOROUGH – BERGEN COUNTY

Form of Government:
Borough Council
Number of Members on Governing Body 6

PER CAPITA:		PER CENT:	
Gross Debt	524.06	Gross Debt	2.50
Net Debt	419.30	Net Debt	2.00
Debt Service	68.50	Tax Levy Collected	98.35
Total Tax Levy	648.10	Tax Levy Cancelled, Abated or Adjusted	.16
Municipal Expenditures	300.71		

EXPENDITURES		REVENUES-REALIZED	
GENERAL GOVERNMENT			
Governing Body & Public Boards			
Municipal Clerk			
Financial Administration	15,272.00	1980 Property Taxes Collected	6,888,916.89
Assessment of Taxes	20,667.00	1980 Payments in Lieu of Taxes	
Collection of Taxes	22,602.00	Delinquent Tax & Lien Collections	81,931.11
Planning, Housing & Development	14,249.00	Business Personalty Replacement Taxes	87,999.72
Human Resources		Taxes from Public Utilities	1,243,724.00
Elections	1,700.00	Other Miscellaneous Tax Revenues	
General Administration (other)	200,566.00	State Aid Revenues	101,336.30
JUDICIARY		Federal Aid Revenues	6,535.20
Municipal Courts	13,375.00	State and Local Fiscal Assistance Act Utilized	137,146.00
PUBLIC SAFETY		Sale of Acquired Property	
Fire Protection	56,260.00	Other Miscellaneous Revenues	205,505.98
Police Protection	535,124.00	Total	8,753,095.20
Civil Defense & Disaster Control		Prior Years Surplus Appropriated	352,000.00
Environmental Inspection & Control	25,633.00	REVENUES TOTAL	9,105,095.20
Other Public Safety		Reserve For Uncollected Taxes	139,266.36
PUBLIC WORKS		CAPITAL OUTLAY TOTAL	546,097.55
Streets and Drainage	173,646.00	Public Enterprises	22,785.72
Sewers and Sewage Processing	518,559.00	Recreation—Culture	
Garbage and Trash Disposal	233,650.00	Public Works	520,545.22
Public Buildings and Grounds	132,363.00	Buildings and Grounds	2,766.61
Other Public Works	6,701.46	Library and Education	
HEALTH and WELFARE		Conservation	
Health Services Except Environmental	51,971.00	All Other	
Welfare-Public Assistance	3,525.00	CAPITAL DEBT AUTHORIZED, DECEMBER 31, 1980	
Hospitals, Clinics, First Aid		ISSUED AND UNISSUED — GROSS DEBT / NET DEBT	
Animal, Insect, & Radent Control		School 1,055,000	
Other Welfare Services		Self-liquidating 60,404 / 25,477	
RECREATION and CONSERVATION		Other 4,545,500 / 4,503,800	
Beaches and Boardwalks		Total 5,660,904 / 4,529,277	
Parks, Playgrounds, Shade Trees	51,945.00		
Land Reclamation & Conservation		ISSUED AND OUTSTANDING	
Other Recreational Services	1,200.00	School	1,055,000.00
EDUCATION (excluding schools)		Self-Liquidating	
Libraries	88,000.00	Other	3,910,000.00
Other Educational Services		Total	4,965,000.00
STATUTORY EXPENDITURES		EQUALIZED VALUATION BASIS	
Pensions & F I C A.	136,402.85	FOR NET DEBT COMPUTATION	226,323,166
Employee Fringe Benefits	31,100.00	REAL PROPERTY VALUATIONS	
Other Statutory Expenditures	3,800.00	Code Class # of Parcels % VAL'N ASSESSED VALUATION	
CETA And Other Public Employment Programs	5,689.53	1 Vacant Land 165 1.15 2,143,800.00	
MUNICIPAL FUNCTIONS TOTAL	2,344,000.84	2 Residential 3144 86.41 160,391,050.00	
CAPITAL IMPROVEMENTS *MEMO*	31,500.00	3 Farm 7 .08 140,400.00	
DEBT SERVICE		4a Commercial 98 7.27 13,490,900.00	
Principal Payments	483,300.00	4b Industrial 26 5.09 9,456,000.00	
Interest Payments	256,653.27	4c Apartments	
		Total 3440 185,622,150.00	
DEFERRED CHARGES	25,000.00	Land Area 2.40 Sq. Miles	
SCHOOL, COUNTY, SPECIAL DISTRICT TAXES	5,694,041.94	Net Valuation Taxable-Municipal	186,431,049
RESERVE FOR UNCOLLECTED TAXES	139,266.36	Net Valuation Taxable-County	227,683,671
EXPENDITURES TOTAL	8,942,262.41	State Equalized Valuation	257,932,430
		State Equalization Ratio	72.20

1980 PROPERTY TAX		
STATE EQUALIZED TAX RATE →		
Local District School Taxes	1.88	4,864,367.76
Regional & Consolidated School Tax		
School Taxes in Municipal Budget		
County Taxes	.32	829,674.18
County Library Taxes		
Local Municipal Purpose Taxes	.48	1,249,771.12
Veteran & Senior Citizen Taxes		51,810.00
Total Taxes for Rate Computation	2.68	7,035,623.06
Special District Taxes		
Bank Carp. Taxes		6,366.72
Added and Omitted Taxes		50,606.36
Total Taxes Levied - ABSTRACT		7,000,786.14
Total Taxes Billed		7,004,490.38
1980 TAXES COLLECTED		6,888,916.89
1980 Taxes Cancelled, Abated or Adjusted		11,382.10
Transfer to Tax Title Liens or Foreclosed		175.31
Balance Outstanding Dec. 31, 1980		104,016.08
PRIOR YEARS TAXES OUTSTANDING		
Balance January 1, 1980		75,312.41
Collected in 1980		75,312.41
Cancelled, Abated or Adjusted 1980		
Transfers to Tax Title Liens or Foreclosed		
Balance December 31, 1980		
TAX TITLE LIENS OUTSTANDING		
Balance January 1, 1980		11,744.07
Transfer From Taxes		175.31
Redeemed in 1980		6,618.70
Cancelled, Abated or Adjusted (1980)		
Transfers to Foreclosed Property		
Balance December 31, 1980		5,300.68
PROPERTY ACQUIRED BY DEED OR FORECLOSURE		
Balance January 1, 1980		13,610.00
Transfers From Taxes or Liens		
Sale for Cash (1980)		
Cancelled, Abated or Adjusted (1980)		
Balance December 31, 1980		13,610.00
CURRENT FINANCES DECEMBER 31, 1980		
ASSETS		
Cash Dec. 31, 1980		663,379.40
Taxes Receivable		104,016.08
Tax Title Liens		5,300.68
Foreclosed Property		13,610.00
Emergencies & Other Deferred Charges		
State and Federal Aid Receivable		27,663.67
Other Receivables		1,300.00
Total		815,269.83
LIABILITIES, RESERVES, AND SURPLUS		
Cash Liabilities		103,587.53
Reserves for Receivables		124,226.76
Surplus Dec. 31, 1980		587,455.54
Total		815,269.83

1980 3000

1352

Papulation 1970 16,535
Papulation 1980 18,952
S & P Rating
Maady Rating A

General Tax Rate Per $100. 4.68
State Equalized Tax Rate 2.18

WALL TOWNSHIP — MONMOUTH COUNTY

Form of Government:
Township Committee
Number of Members on Governing Body 5

PER CAPITA		PER CENT	
Gross Debt	531.49	Gross Debt	2.56
Net Debt	130.39	Net Debt	.62
Debt Service	3.79	Tax Levy Collected	95.62
Total Tax Levy	532.03	Tax Levy Cancelled, Abated or Adjusted	
Municipal Expenditures	256.72		

EXPENDITURES		REVENUES-REALIZED	
GENERAL GOVERNMENT			
Gaverning Body & Public Baards			
Municipal Clerk		1980 Property Taxes Collected	9,625,614.37
Financial Administration	39,050.00	1980 Payments in Lieu of Taxes	
Assessment of Taxes	91,600.00	Delinquent Tax & Lien Collections	398,009.06
Collection of Taxes	61,100.00	Business Personalty Replacement Taxes	199,122.28
Planning, Housing & Development	102,300.00	Taxes fram Public Utilities	1,471,672.00
Human Resaurces	15,539.00	Other Miscellaneous Tax Revenues	
Elections	6,000.00	State Aid Revenues	229,294.73
General Administration (ather)	484,438.00	Federal Aid Revenues	27,166.18
JUDICIARY		State and Local Fiscal Assistance Act Utilized	214,898.94
Municipal Caurts	69,505.00	Sale of Acquired Praperty	
PUBLIC SAFETY		Other Miscellaneaus Revenues	888,507.88
Fire Pratectian		Total	13,054,285.44
Police Protection	1,345,480.00	Prior Years Surplus Appropriated	1,550,000.00
Civil Defense & Disaster Control		REVENUES TOTAL	14,604,285.44
Environmental Inspection & Cantral	73,500.00	Reserve For Uncallected Taxes	703,399.22
Other Public Safety		CAPITAL OUTLAY TOTAL	1,615,524.52
PUBLIC WORKS			
Streets and Drainage	466,250.63	Public Enterprises	636,493.72
Sewers and Sewage Pracessing	348,112.12	Recreatian—Culture	
Garbage and Trash Dispasal	299,500.00	Public Warks	979,030.80
Public Buildings and Grounds	135,700.00	Buildings and Graunds	
Other Public Warks		Library and Education	
HEALTH and WELFARE		Conservation	
Health Services Except Enviranmental	28,300.00	All Other	
Welfare-Public Assistance	8,360.00		
Hospitals, Clinics, First Aid			
Animal, Insect, & Rodent Cantral			
Other Welfare Services			
RECREATION and CONSERVATION			
Beaches and Boardwalks			
Parks, Playgrounds, Shade Trees	46,975.00		
Land Reclamatian & Conservation	5,340.00		
Other Recreational Services	4,782.00		
EDUCATION (excluding schaals)			
Libraries	39,400.00		
Other Educatianal Services			
STATUTORY EXPENDITURES			
Pensians & F. I. C. A.	315,778.22		
Employee Fringe Benefits	78,220.00		
Other Statutary Expenditures	9,000.00		
CETA And Other Public Employment Pragrams	25,708.33		
MUNICIPAL FUNCTIONS TOTAL	4,090,049.30		
CAPITAL IMPROVEMENTS *MEMO*	28,000.00		
DEBT SERVICE			
Principal Payments	15,000.00		
Interest Payments	56,825.00		
DEFERRED CHARGES			
SCHOOL, COUNTY, SPECIAL DISTRICT TAXES	8,892,970.30		
RESERVE FOR UNCOLLECTED TAXES	703,399.22		
EXPENDITURES TOTAL	13,758,242.82		

CAPITAL DEBT AUTHORIZED, DECEMBER 31, 1980

ISSUED AND UNISSUED	GROSS DEBT	NET DEBT
Schaal	2,279,500	
Self-liquidating	5,322,145	
Other	2,471,117	2,471,117
Total	10,072,763	2,471,117

ISSUED AND OUTSTANDING	
Schaal	2,215,000.00
Self-Liquidating	4,455,000.00
Other	1,771,000.00
Total	8,441,000.00
EQUALIZED VALUATION BASIS FOR NET DEBT COMPUTATION	393,157,371

REAL PROPERTY VALUATIONS

Code	Class	# of Parcels	% VAL'N	ASSESSED VALUATION
1	Vacant Land	1080	7.39	15,050,400.00
2	Residential	5533	66.42	135,268,500.00
3	Farm	209	2.19	4,476,100.00
4a	Commercial	324	15.51	31,579,200.00
4b	Industrial	54	5.38	10,961,700.00
4c	Apartments	6	3.10	6,316,700.00
Total		7206		203,652,600.00

Land Area 31.01 Sq. Miles

Net Valuation Taxable-Municipal	205,561,226
Net Valuation Taxable-County	411,772,314
State Equalized Valuation	439,025,175
State Equalization Ratio	46.59

1980 PROPERTY TAX		
STATE EQUALIZED TAX RATE		
Local District School Taxes	1.41	6,211,100.00
Regianal & Consalidated School Tax		
School Taxes in Municipal Budget		
County Taxes	.53	* 2,344,827.53
County Library Taxes	.02	86,692.77
Local Municipal Purpose Taxes	.22	968,923.00
Veteran & Senior Citizen Taxes		159,340.00
Total Taxes for Rate Computation	2.18	9,770,883.30
Special District Taxes		250,350.00
Bank Corp. Taxes		17,003.94
Added and Omitted Taxes		204,173.38
Total Taxes Levied - ABSTRACT		10,083,070.62
Total Taxes Billed		10,066,066.68
1980 TAXES COLLECTED		9,625,614.37
1980 Taxes Cancelled, Abated or Adjusted		
Transfer to Tax Title Liens or Foreclosed		102,202.73
Balance Outstanding Dec. 31, 1980		338,249.58

PRIOR YEARS TAXES OUTSTANDING	
Balance January 1, 1980	421,606.11
Collected in 1980	375,570.65
Cancelled, Abated or Adjusted 1980	794.64
Transfers to Tax Title Liens or Foreclosed	12,311.25
Balance December 31, 1980	32,929.57
TAX TITLE LIENS OUTSTANDING	
Balance January 1, 1980	45,420.78
Transfer Fram Taxes	119,476.41
Redeemed in 1980	22,438.41
Cancelled, Abated or Adjusted (1980)	
Transfers to Foreclosed Property	
Balance December 31, 1980	142,458.78
PROPERTY ACQUIRED BY DEED OR FORECLOSURE	
Balance January 1, 1980	264,950.00
Transfers Fram Taxes or Liens	
Sale for Cash (1980)	27,135.78
Cancelled, Abated or Adjusted (1980)	
Balance December 31, 1980	237,814.22

CURRENT FINANCES DECEMBER 31, 1980 ASSETS	
Cash Dec. 31, 1980	2,345,479.57
Taxes Receivable	371,179.15
Tax Title Liens	142,458.78
Foreclosed Property	237,814.22
Emergencies & Other Deferred Charges	
State and Federal Aid Receivable	16,115.88
Other Receivables	1,884.77
Total	3,114,932.37
LIABILITIES, RESERVES, AND SURPLUS	
Cash Liabilities	808,181.45
Reserves for Receivables	753,336.92
Surplus Dec. 31, 1980	1,553,414.00
Total	3,114,932.37

1980 3000

*Includes County Health Service Taxes or County Vocational School Taxes. See Table 13, pgs. 675, 676.

0265

Population 1970 10,300
Population 1980 10,741
S & P Rating
Maady Rating

General Tax Rate Per $100. 2.40
State Equalized Tax Rate 1.74

WALLINGTON BOROUGH — BERGEN COUNTY

Form of Government:
Borough Council
Number of Members on Governing Body. 6

PER CAPITA:		PER CENT:	
Gross Debt	308.19	Gross Debt	1.84
Net Debt	200.99	Net Debt	1.20
Debt Service	10.20	Tax Levy Collected	92.81
Total Tax Levy	337.91	Tax Levy Cancelled, Abated or Adjusted	.30
Municipal Expenditures	207.26		

EXPENDITURES	
GENERAL GOVERNMENT	
Governing Body & Public Boards	
Municipal Clerk	
Financial Administration	18,250.00
Assessment of Taxes	5,862.00
Collection of Taxes	39,637.00
Planning, Housing & Development	11,444.52
Human Resources	
Elections	1,392.59
General Administration (other)	216,455.48
JUDICIARY	
Municipal Courts	12,350.00
PUBLIC SAFETY	
Fire Protection	50,402.11
Police Protection	428,057.12
Civil Defense & Disaster Control	350.00
Environmental Inspection & Control	4,722.00
Other Public Safety	
PUBLIC WORKS	
Streets and Drainage	165,677.00
Sewers and Sewage Processing	82,733.13
Garbage and Trash Disposal	113,664.00
Public Buildings and Grounds	47,950.00
Other Public Works	
HEALTH and WELFARE	
Health Services Except Environmental	29,450.00
Welfare-Public Assistance	8,395.00
Hospitals, Clinics, First Aid	
Animal, Insect, & Rodent Control	
Other Welfare Services	
RECREATION and CONSERVATION	
Beaches and Boardwalks	
Parks, Playgrounds, Shade Trees	1,625.00
Land Reclamation & Conservation	
Other Recreational Services	20,866.18
EDUCATION (excluding schools)	
Libraries	57,200.00
Other Educational Services	
STATUTORY EXPENDITURES	
Pensions & F. I. C. A.	104,365.02
Employee Fringe Benefits	34,200.00
Other Statutory Expenditures	11,582.98
CETA And Other Public Employment Programs	295,500.00
MUNICIPAL FUNCTIONS TOTAL	1,762,131.13
CAPITAL IMPROVEMENTS *MEMO*	10,275.00
DEBT SERVICE	
Principal Payments	66,500.00
Interest Payments	43,091.85
DEFERRED CHARGES	10,513.23
SCHOOL, COUNTY, SPECIAL DISTRICT TAXES	2,652,529.38
RESERVE FOR UNCOLLECTED TAXES	343,989.48
EXPENDITURES TOTAL	4,878,755.07

REVENUES-REALIZED	
1980 Praperty Taxes Collected	3,467,051.36
1980 Payments in Lieu af Taxes	
Delinquent Tax & Lien Collections	164,232.72
Business Persanalty Replacement Taxes	120,404.60
Taxes from Public Utilities	263,274.00
Other Miscellaneaus Tax Revenues	
State Aid Revenues	90,977.56
Federal Aid Revenues	326,154.95
State and Local Fiscal Assistance Act Utilized	93,616.84
Sale af Acquired Praperty	
Other Miscellaneous Revenues	142,721.57
Total	4,668,433.60
Priar Years Surplus Appraapriated	123,000.00
REVENUES TOTAL	4,791,433.60
Reserve Far Uncollected Taxes	343,989.48
CAPITAL OUTLAY TOTAL	167,721.55
Public Enterprises	67,700.15
Recreatian—Culture	
Public Warks	72,692.07
Buildings and Grounds	27,329.33
Library and Education	
Conservation	
All Other	

CAPITAL DEBT AUTHORIZED, DECEMBER 31, 1980

ISSUED AND UNISSUED	GROSS DEBT	NET DEBT
School	1,142,000	
Self-liquidating	389,377	389,377
Other	1,778,891	1,769,489
Total	3,310,269	2,158,866

ISSUED AND OUTSTANDING	
School	1,142,000.00
Self-Liquidating	258,150.00
Other	1,049,950.00
Total	2,450,100.00
EQUALIZED VALUATION BASIS FOR NET DEBT COMPUTATION	180,357,226

REAL PROPERTY VALUATIONS

Code	Class	# of Parcels	% VAL'N	ASSESSED VALUATION
1	Vacant Land	77	1.19	1,774,300.00
2	Residential	2024	64.08	95,758,100.00
3	Farm			
4a	Commercial	182	11.81	17,649,050.00
4b	Industrial	39	10.94	16,353,665.00
4c	Apartments	28	11.98	17,901,900.00
Total		2350		149,437,015.00

Land Area 1.00 Sq. Miles

Net Valuatian Taxable-Municipal	150,336,471
Net Valuation Taxable-County	193,629,227
State Equalized Valuation	206,934,804
State Equalization Ratia	72.53

1980 PROPERTY TAX		
STATE EQUALIZED TAX RATE		
Local District School Taxes	.94	1,953,708.75
Regianal & Consolidated Schaal Tax		
Schaal Taxes in Municipal Budget		
County Taxes	.34	698,820.63
County Library Taxes		
Local Municipal Purpose Taxes	.46	951,428.14
Veteran & Senior Citizen Taxes		111,670.00
Total Taxes far Rate Computation	1.74	3,715,627.52
Special District Taxes		
Bank Corp. Taxes		9,657.97
Added and Omitted Taxes		15,891.19
Total Taxes Levied - ABSTRACT		3,629,506.68
Total Taxes Billed		3,735,636.50
1980 TAXES COLLECTED		3,467,051.36
1980 Taxes Cancelled, Abated or Adjusted		11,165.99
Transfer to Tax Title Liens or Foreclosed		25,372.00
Balance Outstanding Dec. 31, 1980		232,047.15
PRIOR YEARS TAXES OUTSTANDING		
Balance January 1, 1980		131,214.66
Collected in 1980		122,085.43
Cancelled, Abated or Adjusted 1980		
Transfers to Tax Title Liens or Foreclosed		
Balance December 31, 1980		9,129.23
TAX TITLE LIENS OUTSTANDING		
Balance January 1, 1980		117,259.41
Transfer From Taxes		25,372.00
Redeemed in 1980		42,147.29
Cancelled, Abated or Adjusted (1980)		
Transfers to Foreclased Property		
Balance December 31, 1980		100,484.12
PROPERTY ACQUIRED BY DEED OR FORECLOSURE		
Balance January 1, 1980		13,950.00
Transfers From Taxes or Liens		
Sale for Cash (1980)		
Cancelled, Abated or Adjusted (1980)		
Balance December 31, 1980		13,950.00

CURRENT FINANCES DECEMBER 31, 1980	
ASSETS	
Cash Dec. 31, 1980	442,852.95
Taxes Receivable	241,176.38
Tax Title Liens	100,484.12
Foreclosed Property	13,950.00
Emergencies & Other Deferred Charges	28,525.00
State and Federal Aid Receivable	402.41
Other Receivables	46,562.59
Total	873,953.45
LIABILITIES, RESERVES, AND SURPLUS	
Cash Liabilities	158,227.46
Reserves far Receivables	402,173.09
Surplus Dec. 31, 1980	313,552.90
Total	873,953.45

1980 3000

1923

Population 1970 385
Population 1980 150
S & P Rating
Moody Rating

General Tax Rate Per $100. 1.67
State Equalized Tax Rate .80

WALPACK TOWNSHIP — SUSSEX COUNTY

Form of Government:
Township Committee
Number of Members on Governing Body 3

PER CAPITA		PER CENT	
Gross Debt	173.31	Gross Debt	1.61
Net Debt		Net Debt	
Debt Service		Tax Levy Collected	94.37
Total Tax Levy	67.12	Tax Levy Concelled, Abated or Adjusted	
Municipal Expenditures	704.61		

EXPENDITURES		REVENUES-REALIZED	
GENERAL GOVERNMENT			
Governing Body & Public Boards			
Municipal Clerk		1980 Property Taxes Collected	5,466.46
Financial Administration	4,819.59	1980 Payments in Lieu of Taxes	
Assessment of Taxes	2,530.00	Delinquent Tax & Lien Collections	1,198.86
Collection of Taxes	3,595.78	Business Personalty Replacement Taxes	2,138.04
Planning, Housing & Development		Taxes from Public Utilities	42,934.00
Human Resources		Other Miscellaneous Tax Revenues	
Elections		State Aid Revenues	2,629.15
General Administration (other)	19,772.92	Federal Aid Revenues	
JUDICIARY		State and Local Fiscal Assistance Act Utilized	5,212.00
Municipal Courts		Sale of Acquired Property	
PUBLIC SAFETY		Other Miscellaneous Revenues	114,078.97
Fire Protection		Total	177,657.48
Police Protection		Priar Years Surplus Appropriated	65,000.00
Civil Defense & Disaster Control		REVENUES TOTAL	242,657.48
Environmental Inspection & Control		Reserve For Uncollected Taxes	3,800.34
Other Public Safety		CAPITAL OUTLAY TOTAL	
PUBLIC WORKS			
Streets and Drainage	25,000.00	Public Enterprises	
Sewers and Sewage Processing		Recreation—Culture	
Garbage and Trosh Disposol		Public Works	
Public Buildings and Grounds	4,184.67	Buildings and Grounds	
Other Public Works	1,040.00	Library and Education	
HEALTH and WELFARE		Conservation	
Health Services Except Environmentol	200.00	All Other	
Welfare-Public Assistonce	305.57	CAPITAL DEBT AUTHORIZED, DECEMBER 31, 1980	
Hospitols, Clinics, First Aid	200.00	ISSUED AND UNISSUED — GROSS DEBT / NET DEBT	
Animal, Insect, & Rodent Control		School	25,996
Other Welfare Services		Self-liquidating	
RECREATION and CONSERVATION		Other	
Beaches and Boardwolks		Total	25,996
Parks, Playgrounds, Shade Trees		ISSUED AND OUTSTANDING	
Land Reclamotion & Conservotion		School	25,996.16
Other Recreational Services		Self-Liquidating	
EDUCATION (excluding schools)		Other	
Libraries		Total	25,996.16
Other Educational Services	37,000.00	EQUALIZED VALUATION BASIS	
STATUTORY EXPENDITURES		FOR NET DEBT COMPUTATION	1,365,438
Pensions & F. I. C. A.	2,814.48	REAL PROPERTY VALUATIONS	
Employee Fringe Benefits			
Other Statutory Expenditures	200.00		
CETA And Other Public Employment Progroms			
MUNICIPAL FUNCTIONS TOTAL	101,662.00		
CAPITAL IMPROVEMENTS *MEMO*			
DEBT SERVICE			
Principol Poyments			
Interest Payments			
DEFERRED CHARGES	229.53		
SCHOOL, COUNTY, SPECIAL DISTRICT TAXES	10,068.74		
RESERVE FOR UNCOLLECTED TAXES	3,800.34		
EXPENDITURES TOTAL	115,760.61		

Code	Class	# of Parcels	% VAL'N	ASSESSED VALUATION
1	Vacant Land	37	7.76	43,270.00
2	Residentiol	28	44.09	245,500.00
3	Farm	3	20.46	114,130.00
4a	Commerciol	2	27.69	154,470.00
4b	Industriol			
4c	Apartments			
Totol		70		557,770.00

Lond Areo 24.10 Sq. Miles

Net Valuation Taxoble-Municipal	603,736
Net Valuotion Taxable-County	1,445,160
State Equolized Valuotion	1,206,053
Stote Equalization Rotio	48.08

1980 PROPERTY TAX		
STATE EQUALIZED TAX RATE		
Local District School Taxes		
Regional & Consolidated School Tax		
School Taxes in Municipol Budget		
County Taxes	.76	* 9,506.61
County Library Taxes	.04	472.13
Local Municipal Purpose Taxes		
Veteran & Senior Citizen Taxes		1,211.00
Total Taxes for Rate Computation	.80	11,378.74
Special District Taxes		
Bank Corp. Taxes		
Added and Omitted Taxes		
Total Taxes Levied - ABSTRACT		10,068.74
Total Taxes Billed		10,068.74
1980 TAXES COLLECTED		9,466.46
1980 Taxes Cancelled, Abated or Adjusted		
Transfer to Tax Title Liens or Foreclosed		
Balance Outstanding Dec. 31, 1980		602.28
PRIOR YEARS TAXES OUTSTANDING		
Balance January 1, 1980		9,580.60
Collected in 1980		1,198.86
Cancelled, Abated or Adjusted 1980		
Transfers to Tax Title Liens or Foreclosed		
Balance December 31, 1980		8,381.74
TAX TITLE LIENS OUTSTANDING		
Balance January 1, 1980		1,494.16
Transfer From Taxes		
Redeemed in 1980		
Cancelled, Abated or Adjusted (1980)		
Transfers to Foreclosed Property		
Balance December 31, 1980		1,494.16
PROPERTY ACQUIRED BY DEED OR FORECLOSURE		
Balance January 1, 1980		3,080.00
Transfers From Taxes or Liens		
Sale for Cash (1980)		
Cancelled Abated or Adjusted (1980)		
Balance December 31, 1980		3,080.00

CURRENT FINANCES DECEMBER 31, 1980	
ASSETS	
Cash Dec. 31, 1980	580,232.64
Taxes Receivable	8,882.02
Tax Title Liens	1,494.16
Foreclosed Property	3,080.00
Emergencies & Other Deferred Charges	310.05
State and Federol Aid Receivable	
Other Receivobles	20.50
Total	594,129.37
LIABILITIES, RESERVES, AND SURPLUS	
Cash Liabilities	88,379.75
Reserves for Receivables	13,586.68
Surplus Dec. 31, 1980	492,162.94
Total	594,129.37

1980 3000

*Includes County Health Service Taxes or County Vocational School Taxes. See Table 13, pgs. 675, 676.

1613

Population 1970 8,700
Population 1980 10,025
S & P Rating
Moody Rating A

General Tax Rate Per $100 5.59
State Equalized Tax Rate 2.55

WANAQUE BOROUGH – PASSAIC COUNTY

Form of Government:
Borough Council
Number of Members on Governing Body 6

PER CAPITA:		PER CENT:	
Gross Debt	758.37	Gross Debt	4.95
Net Debt	123.29	Net Debt	.80
Debt Service	8.93	Tax Levy Collected	96.74
Total Tax Levy	451.43	Tax Levy Cancelled, Abated or Adjusted	.07
Municipal Expenditures	187.46		

EXPENDITURES	
GENERAL GOVERNMENT	
Governing Body & Public Boards	
Municipal Clerk	
Financial Administration	41,232.00
Assessment of Taxes	7,650.00
Collection of Taxes	19,771.00
Planning, Housing & Development	19,666.00
Human Resources	1,225.00
Elections	5,180.00
General Administration (other)	215,106.11
JUDICIARY	
Municipal Courts	12,430.00
PUBLIC SAFETY	
Fire Protection	34,460.00
Police Protection	437,050.00
Civil Defense & Disaster Control	1,550.00
Environmental Inspection & Control	14,664.41
Other Public Safety	
PUBLIC WORKS	
Streets and Drainage	166,260.00
Sewers and Sewage Processing	
Garbage and Trash Disposal	172,021.30
Public Buildings and Grounds	32,125.00
Other Public Works	
HEALTH and WELFARE	
Health Services Except Enviranmental	41,693.00
Welfare-Public Assistance	2,489.00
Hospitals, Clinics, First Aid	
Animal, Insect, & Rodent Control	1,867.70
Other Welfare Services	
RECREATION and CONSERVATION	
Beaches and Boardwalks	
Parks, Playgrounds, Shade Trees	13,900.00
Land Reclamation & Conservation	
Other Recreational Services	1,000.00
EDUCATION (excluding schools)	
Libraries	56,735.00
Other Educational Services	
STATUTORY EXPENDITURES	
Pensions & F. I. C. A.	93,133.25
Employee Fringe Benefits	40,000.00
Other Statutory Expenditures	7,000.00
CETA And Other Public Employment Programs	40,248.39
MUNICIPAL FUNCTIONS TOTAL	1,478,597.16
CAPITAL IMPROVEMENTS *MEMO*	10,000.00
DEBT SERVICE	
Principal Payments	34,400.00
Interest Payments	55,172.25
DEFERRED CHARGES	103,064.26
SCHOOL COUNTY, SPECIAL DISTRICT TAXES	3,743,331.00
RESERVE FOR UNCOLLECTED TAXES	208,003.23
EXPENDITURES TOTAL	5,622,567.90

REVENUES-REALIZED	
1980 Property Taxes Collected	4,373,681.12
1980 Payments in Lieu of Taxes	
Delinquent Tax & Lien Collections	116,451.31
Business Personalty Replacement Taxes	114,261.16
Taxes from Public Utilities	279,536.00
Other Miscellaneous Tax Revenues	
State Aid Revenues	75,479.56
Federal Aid Revenues	33,119.30
State and Local Fiscal Assistance Act Utilized	102,742.30
Sale of Acquired Property	1,900.00
Other Miscellaneous Revenues	348,306.30
Total	5,449,377.45
Prior Years Surplus Appropriated	123,000.00
REVENUES TOTAL	5,572,377.45
Reserve For Uncollected Taxes	208,003.23
CAPITAL OUTLAY TOTAL	407,043.99
Public Enterprises	152,686.52
Recreation—Culture	
Public Works	218,373.09
Buildings and Grounds	35,984.38
Library and Education	
Conservation	
All Other	

CAPITAL DEBT AUTHORIZED, DECEMBER 31, 1980

ISSUED AND UNISSUED	GROSS DEBT	NET DEBT
School	4,099,723	
Self-liquidating	1,656,750	
Other	1,846,165	1,235,965
Total	7,602,638	1,235,965

ISSUED AND OUTSTANDING	
School	4,099,723.24
Self-Liquidating	1,652,000.00
Other	1,560,200.00
Total	7,311,923.24
EQUALIZED VALUATION BASIS FOR NET DEBT COMPUTATION	153,665,050

REAL PROPERTY VALUATIONS

Code	Class	# of Parcels	% VAL'N	ASSESSED VALUATION
1	Vacant Land	286	7.19	5,744,700.00
2	Residential	2571	78.93	63,106,800.00
3	Farm			
4a	Commercial	107	7.76	6,204,500.00
4b	Industrial	22	5.54	4,431,900.00
4c	Apartments	6	.58	463,800.00
Total		2992		79,951,700.00

Land Area	8.30 Sq Miles
Net Valuation Taxable-Municipal	81,615,800
Net Valuation Taxable-County	159,983,531
State Equalized Valuation	175,269,254
State Equalization Ratio	45.79

1980 PROPERTY TAX		
STATE EQUALIZED TAX RATE		
Local District School Taxes	.95	1,667,938.00
Regional & Consolidated School Tax	.59	1,038,490.15
School Taxes in Municipal Budget		
County Taxes	.59	1,036,502.85
County Library Taxes		
Local Municipal Purpose Taxes	.43	762,600.00
Veteran & Senior Citizen Taxes		83,590.00
Total Taxes for Rate Computation	2.56	4,588,521.00
Special District Taxes		
Bank Corp. Taxes		4,950.92
Added and Omitted Taxes		14,721.72
Total Taxes Levied - ABSTRACT		4,525,603.64
Total Taxes Billed		4,521,144.94
1980 TAXES COLLECTED		4,373,681.12
1980 Taxes Cancelled, Abated or Adjusted		790.98
Transfer to Tax Title Liens or Foreclosed		8,496.13
Balance Outstanding Dec. 31, 1980		138,186.71
PRIOR YEARS TAXES OUTSTANDING		
Balance January 1, 1980		191,483.36
Collected in 1980		107,853.38
Cancelled, Abated or Adjusted 1980		
Transfers to Tax Title Liens or Foreclosed		
Balance December 31, 1980		83,630.01
TAX TITLE LIENS OUTSTANDING		
Balance January 1, 1980		74,030.60
Transfer From Taxes		8,496.13
Redeemed in 1980		8,507.93
Cancelled, Abated or Adjusted (1980)		25,421.48
Transfers to Foreclosed Property		
Balance December 31, 1980		48,497.41
PROPERTY ACQUIRED BY DEED OR FORECLOSURE		
Balance January 1, 1980		465,163.52
Transfers From Taxes or Liens		25,421.48
Sale for Cash (1980)		
Cancelled, Abated or Adjusted (1980)		1,900.00
Balance December 31, 1980		488,685.00

CURRENT FINANCES DECEMBER 31, 1980

ASSETS	
Cash Dec 31, 1980	572,862.16
Taxes Receivable	221,816.72
Tax Title Liens	48,497.41
Foreclosed Property	488,685.00
Emergencies & Other Deferred Charges	56,280.52
State and Federal Aid Receivable	3,726.86
Other Receivables	70,533.75
Total	1,862,402.42
LIABILITIES, RESERVES, AND SURPLUS	
Cash Liabilities	760,463.28
Reserves for Receivables	820,522.08
Surplus Dec. 31, 1980	272,506.26
Total	1,862,402.42

1980 3000

WANTAGE TOWNSHIP — SUSSEX COUNTY

1924

Population 1970	4,355
Population 1980	7,268
S & P Rating	
Moody Rating	BAA-1

Generol Tox Rote Per $100: 5.33

State Equalized Tox Rote: 2.45

Form of Government:
Township Committee
Number of Members on Governing Body 3

PER CAPITA		PER CENT	
Gross Debt	654.54	Gross Debt	3.33
Net Debt	263.95	Net Debt	1.35
Debt Service	7.85	Tax Levy Collected	93.14
Total Tax Levy	583.81	Tax Levy Cancelled, Aboted or Adjusted	
Municipal Expenditures	183.75		

EXPENDITURES	
GENERAL GOVERNMENT	
Governing Body & Public Boords	
Municipol Clerk	
Finonciol Administrotion	18,900.00
Assessment of Toxes	145,702.00
Collection of Toxes	49,216.00
Plonning, Housing & Development	8,100.00
Humon Resources	2,000.00
Elections	1,600.00
Generol Administrotion (other)	121,419.59
JUDICIARY	
Municipol Courts	14,000.00
PUBLIC SAFETY	
Fire Protection	37,350.00
Police Protection	6,750.00
Civil Defense & Disoster Control	300.00
Environmentol Inspection & Control	17,000.00
Other Public Sofety	
PUBLIC WORKS	
Streets ond Droinoge	302,435.00
Sewers ond Sewoge Processing	4,000.00
Gorboge ond Trosh Disposol	
Public Buildings ond Grounds	26,000.00
Other Public Works	
HEALTH ond WELFARE	
Heolth Services Except Environmental	34,098.00
Welfare-Public Assistonce	4,550.00
Hospitals, Clinics, First Aid	5,250.00
Animal, Insect, & Rodent Control	2,800.00
Other Welfore Services	
RECREATION and CONSERVATION	
Beoches ond Boordwolks	
Porks, Ploygrounds, Shode Trees	
Land Reclamotion & Conservotion	
Other Recreotionol Services	6,250.00
EDUCATION (excluding schools)	
Libraries	3,000.00
Other Educotionol Services	
STATUTORY EXPENDITURES	
Pensions & F. I. C. A.	40,900.00
Employee Fringe Benefits	18,000.00
Other Stotutory Expenditures	1,900.00
CETA And Other Public Employment Progroms	
MUNICIPAL FUNCTIONS TOTAL	871,920.59
CAPITAL IMPROVEMENTS *MEMO*	42,500.00
DEBT SERVICE	
Principol Poyments	
Interest Poyments	57,337.28
DEFERRED CHARGES	76,241.64
SCHOOL, COUNTY, SPECIAL DISTRICT TAXES	3,943,326.78
RESERVE FOR UNCOLLECTED TAXES	330,000.00
EXPENDITURES TOTAL	5,278,826.29

REVENUES REALIZED	
1980 Property Taxes Collected	3,907,834.48
1980 Poyments in Lieu of Toxes	2,606.96
Delinquent Tox & Lien Collections	305,400.58
Business Personolty Replocement Taxes	95,519.15
Toxes from Public Utilities	206,081.90
Other Miscellaneous Tox Revenues	
Stote Aid Revenues	35,494.53
Federol Aid Revenues	
Stote ond Locol Fiscol Assistonce Act Utilized	116,935.00
Sole of Acquired Property	
Other Miscelloneous Revenues	205,446.93
Totol	4,879,318.63
Prior Yeors Surplus Appropriated	400,000.00
REVENUES TOTAL	5,279,318.63
Reserve For Uncollected Toxes	330,000.00
CAPITAL OUTLAY TOTAL	819,566.86
Public Enterprises	
Recreation—Culture	
Public Works	800,774.71
Buildings ond Grounds	18,792.15
Librory ond Education	
Conservotion	
All Other	

CAPITAL DEBT AUTHORIZED, DECEMBER 31, 1980

ISSUED AND UNISSUED	GROSS DEBT	NET DEBT
School	2,838,778	
Self-liquidoting		
Other	1,918,423	1,918,423
Totol	4,757,201	1,918,423

ISSUED AND OUTSTANDING	
School	2,838,778.33
Self-Liquidoting	
Other	1,615,000.00
Totol	4,453,778.33
EQUALIZED VALUATION BASIS FOR NET DEBT COMPUTATION	140,551,153

REAL PROPERTY VALUATIONS

Code	Class	# of Parcels	% VAL'N	ASSESSED VALUATION
1	Vocont Land	1322	7.77	5,540,375.00
2	Residential	1861	59.33	42,292,800.00
3	Form	1160	19.74	14,072,570.00
4o	Commerciol	104	11.33	8,073,345.00
4b	Industrial	3	.46	329,100.00
4c	Aportments	3	1.36	970,900.00
Totol		4453		71,279,090.00

Land Areo 68.15 Sq. Miles

Net Voluotion Toxoble-Municipol	78,788,785
Net Voluotion Toxable-County	155,536,221
State Equalized Valuation	162,565,262
Stote Equalization Rotio	45.97

1980 PROPERTY TAX		
STATE EQUALIZED TAX RATE →		
Locol District School Toxes		
Regional & Consolidated School Tox	1.69	2,898,011.71
School Toxes in Municipol Budget		
County Toxes	.58	* 994,943.33
County Librory Toxes	.03	50,351.74
Locol Municipol Purpose Toxes	.15	249,421.41
Veteron & Senior Citizen Toxes		49,720.00
Total Toxes for Rate Computation	2.45	4,242,468.19
Speciol District Toxes		
Bonk Corp. Toxes		2,173.53
Added ond Omitted Toxes		48,221.79
Totol Toxes Levied ABSTRACT		4,243,143.51
Totol Toxes Billed		4,240,969.98
1980 TAXES COLLECTED		3,907,834.48
1980 Toxes Concelled, Aboted or Adjusted		
Transfer to Tox Title Liens or Foreclosed		
Balance Outstonding Dec. 31, 1980		333,135.50
PRIOR YEARS TAXES OUTSTANDING		
Balance Jonuory 1, 1980		258,153.00
Collected in 1980		274,008.78
Concelled, Aboted or Adjusted 1980		
Transfers to Tox Title Liens or Foreclosed		
Balance December 31, 1980		24,144.22
TAX TITLE LIENS OUTSTANDING		
Balonce Jonuory 1, 1980		272,292.51
Transfer From Taxes		
Redeemed in 1980		31,391.80
Concelled, Aboted or Adjusted (1980)		
Transfers to Foreclosed Property		
Balance December 31, 1980		240,900.71
PROPERTY ACQUIRED BY DEED OR FORECLOSURE		
Balonce Jonuory 1, 1980		1,000.00
Transfers From Toxes or Liens		
Sale for Cash (1980)		
Concelled, Aboted or Adjusted (1980)		
Balonce December 31, 1980		1,000.00

CURRENT FINANCES DECEMBER 31, 1980 ASSETS	
Cash Dec. 31, 1980	934,124.47
Toxes Receivoble	357,279.72
Tox Title Liens	240,900.71
Foreclosed Property	1,000.00
Emergencies & Other Deferred Charges	113,800.00
Stote and Federol Aid Receivoble	
Other Receivobles	3,650.10
Totol	1,650,755.00
LIABILITIES, RESERVES, AND SURPLUS	
Cosh Liobilities	168,754.38
Reserves for Receivobles	602,821.53
Surplus Dec. 31, 1980	879,179.09
Total	1,650,755.00

*Includes County Health Service Taxes or County Vocational School Taxes. See Table 13, pgs. 675, 676.

1820

Papulatian 1970	8,665
Papulatian 1980	9,805
S & P Rating	
Maady Rating	

General Tax Rate Per $100. 5.52

State Equalized Tax Rate 2.20

WARREN TOWNSHIP — SOMERSET COUNTY

Form of Government:
Township Committee
Number of Members on Governing Body 5

PER CAPITA:		PER CENT:	
Grass Debt	630.82	Grass Debt	2.05
Net Debt	178.21	Net Debt	.59
Debt Service	48.48	Tax Levy Collected	95.73
Tatal Tax Levy	786.15	Tax Levy Cancelled, Abated ar Adjusted	.01
Municipal Expenditures	280.27		

EXPENDITURES		REVENUES-REALIZED		1980 PROPERTY TAX		
GENERAL GOVERNMENT				STATE EQUALIZED TAX RATE →	.90	
Gaverning Bady & Public Baards				Local District Schaal Taxes		3,109,811.03
Municipal Clerk		1980 Praperty Taxes Callected	7,376,406.16	Regianal & Cansalidated Schaal Tax	.55	1,897,309.82
Financial Administratian	25,536.07	1980 Payments in Lieu af Taxes		Schaal Taxes in Municipal Budget		
Assessment af Taxes	23,421.00	Delinquent Tax & Lien Callectians	259,707.81	Caunty Taxes	.44	1,526,757.13
Callection af Taxes	42,917.60	Business Persanalty Replacement Taxes	130,156.20	Caunty Library Taxes	.03	92,425.32
Planning, Hausing & Develapment	44,035.40	Taxes fram Public Utilities	544,283.36	Lacal Municipal Purpase Taxes	.29	1,011,377.61
Human Resaurces	1,750.00	Other Miscellaneaus Tax Revenues		Veteran & Seniar Citizen Taxes		57,670.00
Electians	1,250.00	State Aid Revenues	61,683.96	Tatal Taxes far Rate Computatian	2.21	7,605,350.91
General Administratian (ather)	352,939.08	Federal Aid Revenues		Special District Taxes		
JUDICIARY		State and Local Fiscal Assistance Act Utilized	70,842.50	Bank Carp. Taxes		6,362.48
Municipal Caurts	24,724.00	Sale af Acquired Praperty		Added and Omitted Taxes		64,142.79
PUBLIC SAFETY		Other Miscellaneaus Revenues	301,472.99	Tatal Taxes Levied - ABSTRACT		7,708,186.18
Fire Pratectian	165,971.81	Tatal	8,834,552.98	Tatal Taxes Billed		7,705,776.20
Palice Pratectian	421,545.00	Priar Years Surplus Appraapriated	316,000.00	1980 TAXES COLLECTED		7,376,406.16
Civil Defense & Disaster Cantral	500.00	REVENUES TOTAL	9,150,552.98	1980 Taxes Cancelled, Abated ar Adjusted		931.20
Enviranmental Inspectian & Cantral	34,905.00	Reserve Far Uncallected Taxes	365,353.82	Transfer ta Tax Title Liens ar Fareclased		51,210.59
Other Public Safety		CAPITAL OUTLAY TOTAL	257,843.03	Balance Outstanding Dec. 31, 1980		277,228.25
PUBLIC WORKS				PRIOR YEARS TAXES OUTSTANDING		
Streets and Drainage	335,268.32	Public Enterprises		Balance January 1, 1980		291,229.87
Sewers and Sewage Pracessing		Recreatian—Culture		Callected in 1980		257,205.62
Garbage and Trash Dispasal		Public Warks	257,843.03	Cancelled, Abated ar Adjusted 1980		7.67
Public Buildings and Graunds	98,411.40	Buildings and Graunds		Transfers ta Tax Title Liens ar Fareclased		15,990.76
Other Public Warks	1,800.00	Library and Educatian		Balance December 31, 1980		18,025.82
HEALTH and WELFARE		Canservatian		TAX TITLE LIENS OUTSTANDING		
Health Services Except Enviranmental	34,550.00	All Other		Balance January 1, 1980		131,358.57
Welfare-Public Assistance	4,171.21	CAPITAL DEBT AUTHORIZED, DECEMBER 31, 1980		Transfer Fram Taxes		70,355.70
Haspitals, Clinics, First Aid		ISSUED AND UNISSUED GROSS DEBT NET DEBT		Redeemed in 1980		2,502.19
Animal, Insect, & Radent Cantral		Schaal 3,849,564		Cancelled, Abated ar Adjusted (1980)		
Other Welfare Services		Self-liquidating		Transfers ta Fareclased Praperty		
RECREATION and CONSERVATION		Other 2,335,620 1,747,355		Balance December 31, 1980		199,212.09
Beaches and Baardwalks		Tatal 6,185,184 1,747,355		PROPERTY ACQUIRED BY DEED OR FORECLOSURE		
Parks, Playgraunds, Shade Trees				Balance January 1, 1980		218,450.00
Land Reclamatian & Canservatian	2,300.00	ISSUED AND OUTSTANDING		Transfers Fram Taxes ar Liens		
Other Recreatianal Services	14,550.00	Schaal	3,849,564.70	Sale far Cash (1980)		
EDUCATION (excluding schaals)		Self-Liquidating		Cancelled, Abated ar Adjusted (1980)		
Libraries	5,415.00	Other	2,286,370.00	Balance December 31, 1980		218,450.00
Other Educatianal Services	24,729.66	Tatal	6,135,934.70	CURRENT FINANCES DECEMBER 31, 1980		
STATUTORY EXPENDITURES		EQUALIZED VALUATION BASIS FOR NET DEBT COMPUTATION	301,861,191	ASSETS		
Pensians & F. I. C. A.	141,150.00	REAL PROPERTY VALUATIONS		Cash Dec. 31, 1980		622,487.30
Emplayee Fringe Benefits	50,000.00	Code Class # af Parcels % VALN ASSESSED VALUATION		Taxes Receivable		295,254.07
Other Statutary Expenditures	5,050.00	1 Vacant Land 752 5.66 7,792,400.00		Tax Title Liens		199,212.09
CETA And Other Public Emplayment Pragrams		2 Residential 2815 79.15 109,014,300.00		Fareclasea Praperty		218,450.00
MUNICIPAL FUNCTIONS TOTAL	1,886,889.55	3 Farm 137 2.00 2,750,600.00		Emergencies & Other Deferred Charges		79,426.84
CAPITAL IMPROVEMENTS *MEMO*	12,450.00	4a Commercial 73 6.73 9,265,100.00		State and Federal Aid Receivable		
DEBT SERVICE		4b Industrial 14 6.47 8,909,100.00		Other Receivables		63,579.35
Principal Payments	348,000.00	4c Apartments		Tatal		1,478,409.68
Interest Payments	127,279.52	Total 3791 137,735,500.00		LIABILITIES, RESERVES, AND SURPLUS		
DEFERRED CHARGES	20,428.62	Land Area 19.60 Sq. Miles		Cash Liabilities		461,851.69
SCHOOL, COUNTY, SPECIAL DISTRICT TAXES	6,626,303.30	Net Valuatian Taxable-Municipal	138,435,288	Reserves far Receivables		776,494.54
RESERVE FOR UNCOLLECTED TAXES	365,353.82	Net Valuatian Taxable-Caunty	312,266,957	Surplus Dec. 31, 1980		240,062.45
EXPENDITURES TOTAL	9,374,364.81	State Equalized Valuatian	346,074,763	Tatal		1,478,408.68
		State Equalizatian Ratia	39.88			

1980 3000

2121

Population 1970 5,955
Population 1980 6,429
S & P Rating
Moody Rating AAA

General Tax Rate Per $100. 2.77
State Equalized Tax Rate 2.41

WASHINGTON BOROUGH — WARREN COUNTY

Form of Government:
Council-Manager Plan E (OMCL50)
Number of Members on Governing Body 7

PER CAPITA

Gross Debt	239.32
Net Debt	159.59
Debt Service	21.15
Total Tax Levy	425.58
Municipal Expenditures	237.03

PER CENT

Gross Debt	1.63
Net Debt	1.10
Tax Levy Collected	93.93
Tax Levy Cancelled, Abated or Adjusted	.51

EXPENDITURES	
GENERAL GOVERNMENT	
Governing Body & Public Boards	
Municipal Clerk	
Financial Administration	8,577.78
Assessment of Taxes	8,854.90
Collection of Taxes	15,612.96
Planning, Housing & Development	10,153.55
Human Resources	
Elections	954.06
General Administration (other)	164,456.45
JUDICIARY	
Municipal Courts	24,105.26
PUBLIC SAFETY	
Fire Protection	37,229.28
Police Protection	277,693.13
Civil Defense & Disaster Cantral	377.37
Environmental Inspection & Control	3,450.00
Other Public Safety	
PUBLIC WORKS	
Streets and Drainage	173,531.59
Sewers and Sewage Processing	103,317.61
Garbage and Trash Disposal	81,243.00
Public Buildings and Graunds	37,557.55
Other Public Works	
HEALTH and WELFARE	
Health Services Except Environmental	42.10
Welfare-Public Assistance	1,395.00
Hospitals, Clinics, First Aid	205.00
Animal, Insect, & Rodent Control	1,300.00
Other Welfare Services	
RECREATION and CONSERVATION	
Beaches and Boardwalks	
Parks, Playgrounds, Shade Trees	28,230.23
Land Reclamation & Conservation	
Other Recreatianal Services	300.00
EDUCATION (excluding schaals)	
Libraries	50,276.92
Other Educational Services	
STATUTORY EXPENDITURES	
Pensians & F. I. C. A.	79,136.16
Employee Fringe Benefits	20,000.00
Other Statutary Expenditures	3,000.00
CETA And Other Public Emplayment Pragrams	
MUNICIPAL FUNCTIONS TOTAL	1,130,999.90
CAPITAL IMPROVEMENTS *MEMO*	122,952.54
DEBT SERVICE	
Principal Payments	102,258.85
Interest Payments	33,672.45
DEFERRED CHARGES	6,000.00
SCHOOL, COUNTY, SPECIAL DISTRICT TAXES	2,101,689.64
RESERVE FOR UNCOLLECTED TAXES	250,902.54
EXPENDITURES TOTAL	3,625,563.38

REVENUES-REALIZED		
1980 Property Taxes Collected		2,563,545.22
1980 Payments in Lieu of Taxes		
Delinquent Tax & Lien Collections		154,608.00
Business Personalty Replacement Taxes		121,519.44
Taxes from Public Utilities		215,124.00
Other Miscellaneous Tax Revenues		
State Aid Revenues		96,846.63
Federal Aid Revenues		
State and Local Fiscal Assistance Act Utilized		93,752.54
Sale of Acquired Property		
Other Miscellaneous Revenues		334,818.72
	Total	3,574,214.55
Prior Years Surplus Appropriated		237,000.00
REVENUES	TOTAL	3,911,214.55
Reserve For Uncollected Taxes		250,902.54
CAPITAL OUTLAY	TOTAL	327,240.20
Public Enterprises		
Recreation—Culture		7,350.00
Public Works		319,890.20
Buildings and Grounds		
Library and Education		
Conservation		
All Other		

CAPITAL DEBT AUTHORIZED, DECEMBER 31, 1980

ISSUED AND UNISSUED	GROSS DEBT	NET DEBT
School	512,634	
Self-liquidating		
Other	1,025,972	1,025,972
Total	1,538,606	1,025,972

ISSUED AND OUTSTANDING	
School	512,634.71
Self-Liquidating	
Other	1,025,972.03
Total	1,538,606.74
EQUALIZED VALUATION BASIS FOR NET DEBT COMPUTATION	94,478,258

REAL PROPERTY VALUATIONS

Code	Class	# of Parcels	% VAL'N	ASSESSED VALUATION
1	Vacant Land	147	2.59	1,621,100.00
2	Residential	1590	97.41	60,867,400.00
3	Farm			
4a	Commercial			
4b	Industrial			
4c	Apartments			
Total		1737		62,488,500.00

Land Area 1.90 Sq. Miles

Net Valuation Taxable-Municipal	98,346,107
Net Valuation Taxable-County	98,658,166
State Equalized Valuation	112,572,607
State Equalization Ratio	87.03

1980 PROPERTY TAX		
STATE EQUALIZED TAX RATE		
Local District School Taxes	.64	720,961.10
Regional & Consolidated School Tax	.74	831,571.38
School Taxes in Municipal Budget		
County Taxes	.49	* 550,957.26
County Library Taxes		
Local Municipal Purpose Taxes	.54	614,966.42
Veteran & Senior Citizen Taxes		57,320.00
Total Taxes for Rate Computation	2.41	2,773,976.06
Special District Taxes		
Bank Carp. Taxes		15,983.15
Added and Omitted Taxes		2,538.00
Total Taxes Levied - ABSTRACT		2,736,678.10
Total Taxes Billed		2,727,726.05
1980 TAXES COLLECTED		2,563,545.22
1980 Taxes Cancelled, Abated or Adjusted		12,654.91
Transfer to Tax Title Liens or Foreclosed		37,054.15
Balance Outstanding Dec. 31, 1980		113,471.87

PRIOR YEARS TAXES OUTSTANDING	
Balance January 1, 1980	128,459.29
Collected in 1980	97,296.56
Cancelled, Abated or Adjusted 1980	177.64
Transfers to Tax Title Liens or Foreclosed	2,631.76
Balance December 31, 1980	28,353.53
TAX TITLE LIENS OUTSTANDING	
Balance January 1, 1980	93,880.04
Transfer From Taxes	39,526.89
Redeemed in 1980	57,211.04
Cancelled, Abated or Adjusted (1980)	16,841.00
Transfers to Foreclosed Property	
Balance December 31, 1980	59,654.89
PROPERTY ACQUIRED BY DEED OR FORECLOSURE	
Balance January 1, 1980	5,500.00
Transfers From Taxes or Liens	
Sale for Cash (1980)	
Cancelled Abated or Adjusted (1980)	
Balance December 31, 1980	5,500.00

CURRENT FINANCES DECEMBER 31, 1980	
ASSETS	
Cash Dec. 31, 1980	1,615,997.71
Taxes Receivable	141,824.80
Tax Title Liens	59,654.89
Foreclosed Property	5,500.00
Emergencies & Other Deferred Charges	24,000.00
State and Federal Aid Receivable	
Other Receivables	7,531.07
Total	1,854,508.47
LIABILITIES, RESERVES, AND SURPLUS	
Cash Liabilities	892,016.11
Reserves for Receivables	214,520.76
Surplus Dec. 31, 1980	747,971.60
Total	1,854,508.47

*Includes County Health Service Taxes or County Vocational School Taxes. See Table 13, pgs. 675, 676.

0266

Papulatian 1970 10,605
Papulatian 1980 9,550
S & P Rating A
Maady Rating BAA-1

General Tax Rate Per $100. 3.10
State Equalized Tax Rate 2.57

WASHINGTON TOWNSHIP — BERGEN COUNTY

Form of Government:
Mayor-Council Plan E (OMCL50)
Number of Members on Governing Body 5

PER CAPITA:		PER CENT:	
Grass Debt	1,273.28	Gross Debt	5.38
Net Debt	1,026.97	Net Debt	4.34
Debt Service	101.37	Tax Levy Collected	98.04
Tatal Tax Levy	701.84	Tax Levy Cancelled, Abated ar Adjusted	.01
Municipal Expenditures	335.00		

EXPENDITURES		REVENUES-REALIZED		1980 PROPERTY TAX		
GENERAL GOVERNMENT				STATE EQUALIZED TAX RATE →		
Gaverning Body & Public Baards	16,717.00			Lacal District Schaal Taxes		
Municipal Clerk	30,071.00	1980 Praperty Taxes Collected	6,582,389.82	Regianal & Cansalidated School Tax	1.46	3,803,867.06
Financial Administratian	81,283.00	1980 Payments in Lieu af Taxes		School Taxes in Municipal Budget		
Assessment af Taxes	2,675.71	Delinquent Tax & Lien Callections	71,848.79	County Taxes	.33	849,459.09
Callectian af Taxes		Business Persanalty Replacement Taxes	24,534.92	County Library Taxes		
Planning, Housing & Development	32,779.00	Taxes fram Public Utilities	405,204.00	Lacal Municipal Purpase Taxes	.78	2,032,164.62
Human Resaurces	650.00	Other Miscellaneaus Tax Revenues		Veteran & Seniar Citizen Taxes		65,920.00
Electians	1,725.00	State Aid Revenues	138,406.77	Total Taxes for Rate Computatian	2.57	6,751,410.77
General Administratian (ather)	219,930.00	Federal Aid Revenues	25,220.84	Special District Taxes		
JUDICIARY		State and Lacal Fiscal Assistance Act Utilized	137,388.00	Bank Carp. Taxes		4,884.92
Municipal Caurts	19,771.00	Sale af Acquired Praperty		Added and Omitted Taxes		12,229.71
PUBLIC SAFETY		Other Miscelloneaus Revenues	219,103.97	Tatal Taxes Levied - ABSTRACT		6,702,605.40
Fire Pratectian	121,436.00	Tatal	7,604,097.11	Tatal Taxes Billed		6,713,945.40
Palice Pratectian	614,525.00	Priar Years Surplus Appraprioted	318,929.84	1980 TAXES COLLECTED		6,582,389.82
Civil Defense & Disaster Cantral	100.00	REVENUES TOTAL	7,923,026.95	1980 Taxes Cancelled, Abated or Adjusted		678.90
Enviranmental Inspectian & Cantrol	17,203.00	Reserve Far Uncallected Taxes	167,002.43	Transfer ta Tax Title Liens ar Foreclased		13,897.20
Other Public Safety		CAPITAL OUTLAY TOTAL	93,219.27	Balance Outstanding Dec 31, 1980		116,979.48
PUBLIC WORKS				PRIOR YEARS TAXES OUTSTANDING		
Streets and Drainage	34,000.00	Public Enterprises		Balance January 1, 1980		84,581.46
Sewers and Sewage Processing	117,364.00	Recreatian—Culture		Callected in 1980		71,848.79
Garbage and Trash Dispasal		Public Works	93,219.27	Cancelled, Abated ar Adjusted 1980		717.75
Public Buildings and Graunds	18.00	Buildings and Grounds		Transfers ta Tax Title Liens ar Foreclased		2,572.00
Other Public Warks	301,065.00	Library and Educatian		Balance December 31, 1980		9,441.93
HEALTH and WELFARE		Canservatian		TAX TITLE LIENS OUTSTANDING		
Health Services Except Enviranmental	90,297.00	All Other		Balance January 1, 1980		25,035.41
Welfare-Public Assistance	1,670.00	CAPITAL DEBT AUTHORIZED, DECEMBER 31, 1980		Transfer Fram Taxes		16,329.95
Haspitals, Clinics, First Aid	2,000.00	ISSUED AND UNISSUED — GROSS DEBT — NET DEBT		Redeemed in 1980		
Animal, Insect, & Radent Control		Schaal 1,979,760		Cancelled, Abated ar Adjusted (1980)		
Other Welfare Services		Self-liquidating		Transfers ta Fareclosed Praperty		5,291.39
RECREATION and CONSERVATION		Other 10,180,034 9,807,557		Balance December 31, 1980		36,073.97
Beaches and Baardwalks		Total 12,159,794 9,807,557		PROPERTY ACQUIRED BY DEED OR FORECLOSURE		
Parks, Playgraunds, Shade Trees	1,000.00			Balance January 1, 1980		39,830.51
Land Reclamatian & Canservatian		ISSUED AND OUTSTANDING		Transfers Fram Taxes ar Liens		5,759.49
Other Recreatianal Services	45,539.00	Schaal	1,979,760.11	Sale far Cash (1980)		
EDUCATION (excluding schaals)		Self-Liquidating		Cancelled, Abated or Adjusted (1980)		
Libraries	78,500.00	Other	10,084,500.00	Balance December 31, 1980		45,590.00
Other Educatianal Services	500.00	Total	12,064,260.11	CURRENT FINANCES DECEMBER 31, 1980		
STATUTORY EXPENDITURES		EQUALIZED VALUATION BASIS		ASSETS		
Pensians & F I C A	139,576.23	FOR NET DEBT COMPUTATION	225,859,258	Cash Dec. 31, 1980		714,645.83
Emplayee Fringe Benefits	47,000.00	REAL PROPERTY VALUATIONS		Taxes Receivable		126,421.41
Other Statutory Expenditures	5,000.00	Cade Class # of Parcels % VAL'N ASSESSED VALUATION		Tax Title Liens		36,073.97
CETA And Other Public Emplayment Programs	32,321.70	1 Vacant Land 174 2.05 4,421,000.00		Foreclased Praperty		45,590.00
MUNICIPAL FUNCTIONS TOTAL	2,054,706.64	2 Residential 2832 94.47 203,589,010.00		Emergencies & Other Deferred Charges		20,473.71
CAPITAL IMPROVEMENTS *MEMO*		3 Farm 3 .09 197,400.00		State and Federal Aid Receivable		2,967.24
DEBT SERVICE		4a Cammercial 19 3.39 7,298,700.00		Other Receivables		10.01
Principal Payments	389,827.00	4b Industrial		Tatal		946,182.17
Interest Payments	578,261.99	4c Apartments		LIABILITIES, RESERVES, AND SURPLUS		
		Tatal 3028 215,506,110.00		Cash Liabilities		327,642.71
DEFERRED CHARGES	9,425.00	Land Area 2.87 Sq. Miles		Reserves far Receivables		208,095.39
SCHOOL COUNTY SPECIAL DISTRICT TAXES	4,653,326.15	Net Valuation Taxable-Municipal	216,184,277	Surplus Dec. 31, 1980		410,444.07
RESERVE FOR UNCOLLECTED TAXES	167,002.43	Net Valuation Taxable-County	233,241,901	Tatal		946,182.17
EXPENDITURES TOTAL	7,852,549.21	State Equalized Valuatian	259,793,465			
		State Equalization Ratio	83.17			

0336

Population 1970 675
Population 1980 808
S & P Rating
Moody Rating

Generol Tax Rate Per $100. 3.59
State Equolized Tax Rate 1.86

WASHINGTON TOWNSHIP — BURLINGTON COUNTY

Form of Government:
Township Committee
Number of Members on Governing Body 3

PER CAPITA
Gross Debt
Net Debt
Debt Service
Totol Tax Levy 566.85
Municipol Expenditures 713.41

PER CENT
Grass Debt
Net Debt
Tox Levy Collected 84.96
Tox Levy Concelled, Aboted or Adjusted 9.89

EXPENDITURES	
GENERAL GOVERNMENT	
Governing Body & Public Boords	
Municipol Clerk	
Finonciol Administratian	3,500.00
Assessment of Toxes	4,050.00
Collection of Toxes	4,650.00
Plonning, Housing & Develapment	4,650.00
Humon Resources	
Elections	
Generol Administration (other)	19,041.00
JUDICIARY	
Municipol Courts	3,100.00
PUBLIC SAFETY	
Fire Protection	11,500.00
Police Protection	
Civil Defense & Disoster Control	200.00
Environmental Inspectian & Cantrol	2,600.00
Other Public Sofety	
PUBLIC WORKS	
Streets ond Droinoge	34,897.00
Sewers ond Sewage Processing	
Gorboge ond Trosh Disposol	14,750.00
Public Buildings ond Grounds	1,500.00
Other Public Works	
HEALTH ond WELFARE	
Health Services Except Enviranmental	5,200.00
Welfore-Public Assistonce	1,050.00
Hospitols, Clinics, First Aid	
Animol, Insect, & Rodent Cantrol	3,250.00
Other Welfare Services	
RECREATION ond CONSERVATION	
Beoches ond Boardwolks	
Porks, Ploygrounds, Shode Trees	
Lond Reclomation & Conservotiag	
Other Recreotional Services	
EDUCATION (excluding schools)	
Librories	
Other Educotionol Services	
STATUTORY EXPENDITURES	
Pensions & F. I. C. A	2,000.00
Employee Fringe Benefits	
Other Statutory Expenditures	200.00
CETA And Other Public Employment Programs	
MUNICIPAL FUNCTIONS TOTAL	116,238.00
CAPITAL IMPROVEMENTS *MEMO*	3,500.00
DEBT SERVICE	
Principol Poyments	
Interest Poyments	
DEFERRED CHARGES	
SCHOOL, COUNTY, SPECIAL DISTRICT TAXES	455,272.66
RESERVE FOR UNCOLLECTED TAXES	56,200.00
EXPENDITURES TOTAL	627,710.66

REVENUES-REALIZED	
1980 Property Toxes Collected	389,156.37
1980 Poyments in Lieu of Toxes	
Delinquent Tox & Lien Collectians	20,142.73
Business Personolty Replacement Taxes	23,295.00
Toxes fram Public Utilities	32,059.00
Other Miscelloneous Tox Revenues	
Stote Aid Revenues	4,651.58
Federol Aid Revenues	
Stote ond Locol Fiscol Assistonce Act Utilized	13,597.00
Sole af Acquired Property	
Other Miscelloneous Revenues	39,015.35
Total	521,917.03
Prior Yeors Surplus Appropriated	92,300.00
REVENUES TOTAL	614,217.03
Reserve For Uncollected Toxes	56,200.00

CAPITAL OUTLAY TOTAL	
Public Enterprises	
Recreotion—Culture	
Public Works	
Buildings ond Grounds	
Librory ond Educotion	
Conservation	
All Other	

CAPITAL DEBT AUTHORIZED, DECEMBER 31, 1980

ISSUED AND UNISSUED	GROSS DEBT	NET DEBT
School		
Self-liquidoting		
Other		
Total		

ISSUED AND OUTSTANDING	
School	
Self-Liquidoting	
Other	
Totol	
EQUALIZED VALUATION BASIS FOR NET DEBT COMPUTATION	22,128,722

REAL PROPERTY VALUATIONS

Code	Closs	# af Porcels	% VAL'N	ASSESSED VALUATION
1	Vocont Lond	284	11.69	1,432,570.00
2	Residentiol	303	49.99	6,126,450.00
3	Farm	87	11.50	1,408,525.00
4o	Commerciol	15	4.84	592,950.00
4b	Industriol	8	21.98	2,693,800.00
4c	Aportments			
Tatal		697		12,254,295.00

Lond Areo 107.32 Sq. Miles

Net Valuotion Taxoble-Municipol	12,683,009
Net Voluotian Toxable-County	25,371,940
State Equalized Voluation	24,071,961
Stote Equalization Ratio	51.83

1980 PROPERTY TAX		
STATE EQUALIZED TAX RATE →		
Local District School Toxes	1.19	292,079.00
Regionol & Consolidoted Schaol Tax		
School Toxes in Municipol Budget		
County Taxes	.63	154,737.18
County Library Toxes	.03	8,456.48
Locol Municipol Purpose Toxes		
Veteron & Senior Citizen Toxes		9,600.00
Totol Taxes for Rote Computation	1.85	463,872.66
Speciol District Toxes		
Bonk Corp. Toxes		
Added ond Omitted Toxes		2,778.05
Totol Toxes Levied - ABSTRACT		458,050.71
Totol Toxes Billed		458,050.71
1980 TAXES COLLECTED		389,156.37
1980 Toxes Concelled, Aboted or Adjusted		45,323.75
Transfer to Tox Title Liens ar Foreclosed		
Balonce Outstanding Dec. 31, 1980		23,570.59

PRIOR YEARS TAXES OUTSTANDING	
Balance Jonuory 1, 1980	18,897.57
Collected in 1980	17,701.34
Concelled, Aboted or Adjusted 1980	
Transfers to Tox Title Liens or Foreclosed	
Balance December 31, 1980	1,196.23
TAX TITLE LIENS OUTSTANDING	
Balonce Jonuary 1, 1980	4,870.99
Transfer From Toxes	
Redeemed in 1980	2,441.39
Cancelled, Aboted or Adjusted (1980)	
Transfers to Foreclosed Property	
Balonce December 31, 1980	2,429.60
PROPERTY ACQUIRED BY DEED OR FORECLOSURE	
Balonce Jonuory 1, 1980	25.00
Transfers From Toxes or Liens	
Sole for Cash (1980)	
Concelled. Abated or Adjusted (1980)	
Balonce December 31, 1980	25.00

CURRENT FINANCES DECEMBER 31, 1980 ASSETS	
Cash Dec. 31, 1980	355,524.68
Toxes Receivable	24,766.82
Tax Title Liens	2,429.60
Foreclosed Property	25.00
Emergencies & Other Deferred Charges	1,750.00
Stote ond Federol Aid Receivable	883.85
Other Receivables	302.73
Total	385,682.68
LIABILITIES, RESERVES, AND SURPLUS	
Cash Liabilities	185,572.50
Reserves for Receivables	27,524.15
Surplus Dec. 31, 1980	172,586.03
Total	385,682.68

1980/3000

0818

Population 1970 15,750
Papulatian 1980 27,878
S & P Rating
Moody Rating

General Tax Rate Per $100. 2.36
State Equalized Tax Rate 2.11

WASHINGTON TOWNSHIP – GLOUCESTER CO.

Form of Government:
Township Committee
Number of Members on Governing Body 5

PER CAPITA:		PER CENT:	
Gross Debt	156.78	Gross Debt	1.12
Net Debt	30.48	Net Debt	.22
Debt Service	7.40	Tax Levy Collected	96.91
Total Tax Levy	386.25	Tax Levy Cancelled, Abated or Adjusted	
Municipal Expenditures	131.51		

EXPENDITURES		
GENERAL GOVERNMENT		
Governing Body & Public Boards		53,090.00
Municipal Clerk		
Financial Administration		40,030.91
Assessment of Taxes		62,696.24
Collection of Taxes		43,223.76
Planning, Housing & Development		17,683.46
Human Resources		
Electians		8,100.00
General Administratian (ather)		293,406.03
JUDICIARY		
Municipal Caurts		43,697.35
PUBLIC SAFETY		
Fire Pratection		2,059.44
Police Pratectian		995,529.77
Civil Defense & Disaster Cantral		2,182.16
Enviranmental Inspectian & Cantral		103,270.16
Other Public Safety		
PUBLIC WORKS		
Streets and Drainage		439,278.76
Sewers and Sewage Processing		
Garbage and Trash Disposal		500.00
Public Buildings and Grounds		85,455.45
Other Public Works		198,365.87
HEALTH and WELFARE		
Health Services Except Enviranmental		9,686.30
Welfare-Public Assistance		5,817.32
Hospitals, Clinics, First Aid		
Animal, Insect, & Rodent Cantrol		3,280.00
Other Welfare Services		
RECREATION and CONSERVATION		
Beaches and Boardwalks		
Parks, Playgrounds, Shade Trees		129,761.68
Land Reclamatian & Canservatian		
Other Recreational Services		16,074.10
EDUCATION (excluding schaals)		
Libraries		35,734.93
Other Educatianal Services		
STATUTORY EXPENDITURES		
Pensians & F. I. C. A		197,696.84
Employee Fringe Benefits		106,618.76
Other Statutary Expenditures		8,000.00
CETA And Other Public Employment Programs		109,745.00
MUNICIPAL FUNCTIONS	TOTAL	3,000,674.29
CAPITAL IMPROVEMENTS	*MEMO*	16,000.00
DEBT SERVICE		
Principal Payments		155,905.00
Interest Payments		50,297.00
DEFERRED CHARGES		37,556.23
SCHOOL, COUNTY, SPECIAL DISTRICT TAXES		9,599,332.93
RESERVE FOR UNCOLLECTED TAXES		421,366.33
EXPENDITURES	TOTAL	13,265,471.78

REVENUES-REALIZED		
1980 Property Taxes Collected		10,424,252.98
1980 Payments in Lieu of Taxes		
Delinquent Tax & Lien Collections		299,568.40
Business Personalty Replacement Taxes		106,319.84
Taxes fram Public Utilities		565,355.00
Other Miscellaneaus Tax Revenues		
State Aid Revenues		121,008.42
Federal Aid Revenues		99,295.36
State and Local Fiscal Assistance Act Utilized		191,841.01
Sale of Acquired Property		1,350.00
Other Miscellaneous Revenues		392,930.95
	Total	12,601,921.96
Priar Years Surplus Appropriated		689,874.29
REVENUES	TOTAL	13,291,796.25
Reserve For Uncollected Taxes		421,366.33
CAPITAL OUTLAY	TOTAL	321,661.66
Public Enterprises		
Recreation—Culture		5,975.00
Public Works		315,178.74
Buildings and Grounds		507.92
Library and Education		
Conservatian		
All Other		

CAPITAL DEBT AUTHORIZED, DECEMBER 31, 1980

ISSUED AND UNISSUED	GROSS DEBT	NET DEBT
School	3,521,000	
Self-liquidating		
Other	849,828	849,828
Total	4,370,828	849,828

ISSUED AND OUTSTANDING	
Schaal	3,521,000.00
Self-Liquidating	
Other	846,328.00
Total	4,367,328.00
EQUALIZED VALUATION BASIS FOR NET DEBT COMPUTATION	389,596,124

REAL PROPERTY VALUATIONS

Code	Class	# of Parcels	% VAL'N	ASSESSED VALUATION
1	Vacant Land	1790	4.95	20,300,100.00
2	Residential	7050	78.06	320,368,550.00
3	Farm	310	1.80	7,406,700.00
4a	Commercial	231	11.47	47,087,500.00
4b	Industrial	13	.77	3,178,000.00
4c	Apartments	5	2.94	12,075,000.00
Total		9399		410,415,850.00

Land Area 71.65 Sq. Miles

Net Valuatian Taxable-Municipal	414,061,986
Net Valuatian Taxable-County	418,790,214
State Equalized Valuation	462,057,674
State Equalizatian Ratio	89.53

1980 PROPERTY TAX		
STATE EQUALIZED TAX RATE →		
Local District School Taxes	1.38	6,367,507.50
Regianal & Cansalidated School Tax		
Schaal Taxes in Municipal Budget		
Cunty Taxes	.56	2,578,866.50
Cunty Library Taxes	.01	60,751.93
Local Municipal Purpose Taxes	.16	745,000.00
Veteran & Seniar Citizen Taxes		136,070.00
Tatal Taxes far Rate Camputatian	2.11	9,888,195.93
Special District Taxes		592,207.00
Bank Corp. Taxes		11,224.99
Added and Omitted Taxes		412,378.45
Total Taxes Levied - ABSTRACT		10,767,936.37
Total Taxes Billed		10,756,711.38
1980 TAXES COLLECTED		10,424,252.98
1980 Taxes Cancelled, Abated or Adjusted		
Transfer ta Tax Title Liens ar Fareclosed		
Balance Outstanding Dec. 31, 1980		332,458.40
PRIOR YEARS TAXES OUTSTANDING		
Balance January 1, 1980		303,576.71
Callected in 1980		267,449.00
Cancelled, Abated ar Adjusted 1980		
Transfers ta Tax Title Liens ar Foreclosed		
Balance December 31, 1980		36,127.71
TAX TITLE LIENS OUTSTANDING		
Balance January 1, 1980		63,948.80
Transfer Fram Taxes		
Redeemed in 1980		32,119.40
Cancelled, Abated ar Adjusted (1980)		
Transfers ta Fareclased Praperty		
Balance December 31, 1980		31,829.40
PROPERTY ACQUIRED BY DEED OR FORECLOSURE		
Balance January 1, 1980		80,760.00
Transfers Fram Taxes or Liens		
Sale far Cash (1980)		1,350.00
Cancelled Abated or Adjusted (1980)		
Balance December 31, 1980		79,410.00
CURRENT FINANCES DECEMBER 31, 1980		
ASSETS		
Cash Dec. 31, 1980		691,949.30
Taxes Receivable		368,586.11
Tax Title Liens		31,829.40
Foreclosed Praperty		79,410.00
Emergencies & Other Deferred Charges		185,000.00
State and Federal Aid Receivable		2,266.00
Other Receivables		3,861.25
Total		1,362,902.06
LIABILITIES, RESERVES, AND SURPLUS		
Cash Liabilities		392,032.86
Reserves far Receivables		483,686.76
Surplus Dec. 31, 1980		487,182.44
Total		1,362,902.06

1112

Papulotion 1970 3,325
Papulotion 1980 3,467
S & P Rating
Moody Roting

Generol Tox Rote Per $100. 3.39
Stote Equolized Tax Rote 2.09

WASHINGTON TOWNSHIP – MERCER COUNTY

Form of Government:
Township Committee
Number of Members on Governing Body 3

PER CAPITA		PER CENT	
Gross Debt	106.37	Gross Debt	.49
Net Debt	65.64	Net Debt	.30
Debt Service	27.92	Tox Levy Collected	92.19
Totol Tox Levy	540.07	Tox Levy Concelled, Abated or Adjusted	.80
Municipol Expenditures	351.51		

EXPENDITURES	
GENERAL GOVERNMENT	
Governing Body & Public Baords	
Municipal Clerk	
Financiol Administrotion	19,900.00
Assessment of Toxes	10,200.00
Collection of Toxes	9,200.00
Planning, Housing & Development	40,750.00
Human Resources	2,100.00
Elections	1,000.00
Generol Administration (other)	197,620.00
JUDICIARY	
Municipol Courts	40,800.00
PUBLIC SAFETY	
Fire Protection	57,500.00
Police Protection	213,600.00
Civil Defense & Disoster Control	750.00
Environmentol Inspection & Control	7,070.00
Other Public Sofety	
PUBLIC WORKS	
Streets and Drainage	136,110.00
Sewers and Sewoge Processing	2,000.00
Gorboge and Trash Dispasol	67,200.00
Public Buildings and Grounds	29,900.00
Other Public Works	
HEALTH and WELFARE	
Heolth Services Except Environmental	28,668.00
Welfore-Public Assistance	2,915.00
Hospitols, Clinics, First Aid	
Animol, Insect, & Rodent Control	1,000.00
Other Welfore Services	
RECREATION and CONSERVATION	
Beoches and Boardwalks	
Porks, Ploygrounds, Shode Trees	
Lond Reclomotion & Conservotion	2,000.00
Other Recreotionol Services	13,500.00
EDUCATION (excluding schools)	
Librories	4,870.00
Other Educotionol Services	
STATUTORY EXPENDITURES	
Pensions & F. I. C. A.	37,883.32
Employee Fringe Benefits	
Other Statutory Expenditures	2,000.00
CETA And Other Public Emplayment Programs	
MUNICIPAL FUNCTIONS TOTAL	928,516.32
CAPITAL IMPROVEMENTS *MEMO*	92,000.00
DEBT SERVICE	
Principol Poyments	74,000.00
Interest Poyments	23,342.37
DEFERRED CHARGES	19,865.57
SCHOOL, COUNTY, SPECIAL DISTRICT TAXES	1,844,337.50
RESERVE FOR UNCOLLECTED TAXES	180,000.00
EXPENDITURES TOTAL	3,070,061.76

REVENUES-REALIZED		
1980 Property Toxes Collected		1,733,618.75
1980 Poyments in Lieu of Toxes		7,389.02
Delinquent Tox & Lien Collections		195,443.98
Business Personolty Replocement Toxes		63,682.36
Toxes from Public Utilities		685,177.00
Other Miscelloneous Tox Revenues		
Stote Aid Revenues		30,344.96
Federol Aid Revenues		
Stote ond Locol Fiscol Assistonce Act Utilized		52,474.00
Sole of Acquired Property		
Other Miscelloneous Revenues		275,150.44
	Totol	3,043,280.51
Prior Years Surplus Appropriated		170,000.00
REVENUES	TOTAL	3,213,280.51
Reserve For Uncollected Toxes		180,000.00
CAPITAL OUTLAY	TOTAL	63,159.94
Public Enterprises		
Recreotion—Culture		38,160.00
Public Works		24,999.94
Buildings ond Grounds		
Library ond Education		
Conservotion		
All Other		

CAPITAL DEBT AUTHORIZED, DECEMBER 31, 1980

ISSUED AND UNISSUED	GROSS DEBT	NET DEBT
School	135,000	
Self-liquidating		
Other	235,900	228,900
Totol	370,900	228,900

ISSUED AND OUTSTANDING	
Schaal	135,000.00
Self-Liquidoting	
Other	235,850.00
Totol	370,850.00
EQUALIZED VALUATION BASIS FOR NET DEBT COMPUTATION	76,609,312

REAL PROPERTY VALUATIONS

Code	Class	# of Porcels	% VAL'N	ASSESSED VALUATION
1	Vocont Lond	195	6.39	3,411,200.00
2	Residentiol	788	55.35	29,561,400.00
3	Form	422	12.14	6,484,000.00
4o	Commerciol	98	20.41	10,898,400.00
4b	Industriol	8	3.37	1,800,150.00
4c	Apartments	1	2.34	1,250,000.00
Totol		1512		53,405,150.00

Lond Areo 20.70 Sq. Miles

Net Voluation Toxoble-Municipal	54,427,887
Net Voluotion Toxable-County	79,319,420
Stote Equolized Voluotion	87,337,040
State Equolizotion Rotio	61.88

1980 PROPERTY TAX		
STATE EQUALIZED TAX RATE →	1.33	
Local District School Taxes		1,082,929.39
Regional & Consolidated School Tox		
School Toxes in Municipol Budget		
County Toxes	.83	727,672.74
County Library Toxes	.04	33,435.27
Locol Municipol Purpose Toxes		
Veteron & Senior Citizen Toxes		22,080.00
Totol Toxes for Rote Computotion	2.10	1,866,417.50
Speciol District Toxes		
Bonk Corp. Toxes		2,948.44
Added and Omitted Toxes		36,045.37
Totol Toxes Levied - ABSTRACT		1,883,231.21
Totol Toxes Billed		1,880,382.87
1980 TAXES COLLECTED		1,733,618.75
1980 Toxes Concelled, Abated or Adjusted		15,064.57
Transfer to Tox Title Liens or Foreclosed		4,063.22
Bolonce Outstonding Dec. 31, 1980		127,636.33

PRIOR YEARS TAXES OUTSTANDING	
Bolonce Jonuory 1, 1980	128,113.45
Collected in 1980	107,482.82
Concelled, Aboted or Adjusted 1980	713.53
Transfers to Tox Title Liens or Foreclosed	2,462.97
Bolonce December 31, 1980	17,455.13
TAX TITLE LIENS OUTSTANDING	
Bolonce Jonuory 1, 1980	90,421.45
Transfer From Taxes	6,946.46
Redeemed in 1980	87,961.18
Concelled, Abated or Adjusted (1980)	
Transfers to Foreclosed Property	2,202.91
Bolonce December 31, 1980	6,113.84
PROPERTY ACQUIRED BY DEED OR FORECLOSURE	
Bolonce Jonuory 1, 1980	20,622.09
Transfers From Toxes or Liens	2,202.91
Sole for Cash (1980)	
Concelled, Aboted or Adjusted (1980)	
Bolonce December 31, 1980	22,825.00

CURRENT FINANCES DECEMBER 31, 1980 ASSETS	
Cosh Dec. 31, 1980	950,693.99
Toxes Receivoble	145,091.46
Tox Title Liens	6,113.84
Foreclosed Property	22,825.00
Emergencies & Other Deferred Chorges	9,000.00
State and Federal Aid Receivable	
Other Receivables	2,706.33
Total	1,136,430.62
LIABILITIES, RESERVES, AND SURPLUS	
Cosh Liobilities	291,783.83
Reserves for Receivobles	176,736.63
Surplus Dec. 31, 1980	667,910.16
Total	1,136,430.62

1438

Population 1970 6,995
Population 1980 11,402
S & P Rating
Moody Rating A

General Tax Rate Per $100. 4.30
State Equolized Tax Rate 2.07

WASHINGTON TOWNSHIP – MORRIS COUNTY

Form of Government:
Township Committee
Number of Members on Governing Body 5

PER CAPITA:		PER CENT:	
Gross Debt	815.86	Gross Debt	3.71
Net Debt	371.98	Net Debt	1.69
Debt Service	40.92	Tax Levy Collected	96.39
Total Tax Levy	593.95	Tax Levy Cancelled, Abated or Adjusted	.19
Municipal Expenditures	253.37		

EXPENDITURES	
GENERAL GOVERNMENT	
Governing Body & Public Boords	2,000.00
Municipal Clerk	
Finoncial Administration	23,050.00
Assessment of Taxes	39,195.00
Collection of Taxes	47,865.00
Plonning, Housing & Development	38,400.00
Human Resources	
Elections	2,754.48
General Administration (other)	324,355.97
JUDICIARY	
Municipal Courts	16,260.00
PUBLIC SAFETY	
Fire Protection	50,027.00
Police Protection	481,818.00
Civil Defense & Disaster Control	
Environmental Inspection & Control	71,472.00
Other Public Safety	34,028.00
PUBLIC WORKS	
Streets and Drainage	498,573.32
Sewers and Sewage Processing	35,000.00
Garbage and Trash Disposol	9,873.35
Public Buildings and Grounds	32,200.00
Other Public Works	
HEALTH and WELFARE	
Health Services Except Environmental	59,400.00
Welfare-Public Assistance	5,350.00
Hospitals, Clinics, First Aid	500.00
Animal, Insect, & Rodent Control	
Other Welfare Services	
RECREATION and CONSERVATION	
Beaches ond Boardwalks	
Parks, Playgrounds, Shade Trees	1,245.00
Land Reclamation & Conservation	1,491.20
Other Recreational Services	34,808.00
EDUCATION (excluding schools)	
Libraries	11,721.00
Other Educotional Services	
STATUTORY EXPENDITURES	
Pensions & F. I. C. A	109,566.95
Employee Fringe Benefits	37,000.00
Other Statutory Expenditures	6,700.00
CETA And Other Public Employment Programs	34,316.00
MUNICIPAL FUNCTIONS TOTAL	2,009,200.27
CAPITAL IMPROVEMENTS *MEMO*	43,650.00
DEBT SERVICE	
Principal Poyments	230,065.47
Interest Payments	236,501.42
DEFERRED CHARGES	23,250.00
SCHOOL COUNTY, SPECIAL DISTRICT TAXES	5,261,586.34
RESERVE FOR UNCOLLECTED TAXES	389,847.95
EXPENDITURES TOTAL	8,150,491.45

REVENUES-REALIZED	
1980 Property Taxes Collected	6,529,937.02
1980 Payments in Lieu of Taxes	
Delinquent Tax & Lien Collections	230,017.19
Business Personalty Replacement Taxes	107,998.32
Taxes from Public Utilities	432,207.00
Other Miscelloneous Tax Revenues	
State Aid Revenues	69,827.44
Federal Aid Revenues	23,418.73
State and Local Fiscol Assistonce Act Utilized	102,555.79
Sale of Acquired Property	6,001.00
Other Miscellaneous Revenues	507,702.07
Total	8,009,664.56
Prior Years Surplus Appropriated	600,000.00
REVENUES TOTAL	8,609,664.56
Reserve For Uncollected Taxes	389,847.95
CAPITAL OUTLAY TOTAL	1,346,834.25
Public Enterprises	
Recreation—Culture	21,210.73
Public Works	1,232,641.52
Buildings and Grounds	92,982.00
Library and Education	
Conservation	
All Other	

CAPITAL DEBT AUTHORIZED, DECEMBER 31, 1980

ISSUED AND UNISSUED	GROSS DEBT	NET DEBT
School	5,061,068	
Self-liquidating		
Other	4,241,334	4,241,334
Total	9,302,402	4,241,334

ISSUED AND OUTSTANDING	
School	5,061,068.32
Self-Liquidating	
Other	3,972,000.00
Total	9,033,068.32
EQUALIZED VALUATION BASIS FOR NET DEBT COMPUTATION	250,861,456

REAL PROPERTY VALUATIONS

Code	Class	# of Parcels	% VAL'N	ASSESSED VALUATION
1	Vacant Land	1056	7.36	10,938,000.00
2	Residential	2934	76.25	113,388,000.00
3	Farm	597	7.72	11,478,450.00
4a	Commerciol	72	3.17	4,710,135.00
4b	Industrial	23	4.29	6,372,200.00
4c	Apartments	2	1.22	1,820,200.00
Totol		4684		148,706,985.00

Land Area 45.12 Sq. Miles

Net Valuation Taxable-Municipal	150,465,368
Net Valuation Taxable-County	296,260,469
State Equalized Valuation	310,535,345
State Equalization Ratio	48.16

1980 PROPERTY TAX		
STATE EQUALIZED TAX RATE		
Locol District School Taxes	.89	2,735,432.30
Regional & Consolidated School Tax	.45	1,412,613.51
School Taxes in Municipal Budget		
County Taxes	.34	1,065,940.96
County Library Taxes	.01	43,559.57
Locol Municipal Purpose Taxes	.39	1,203,333.90
Veteran & Senior Citizen Taxes		45,440.00
Total Taxes for Rate Computation	2.07	6,510,360.24
Special District Taxes		
Bonk Corp. Taxes		2,486.45
Added ond Omitted Taxes		305,272.46
Total Taxes Levied - ABSTRACT		6,772,679.15
Total Taxes Billed		6,775,283.30
1980 TAXES COLLECTED		6,525,837.02
1980 Taxes Cancelled, Aboted or Adjusted		12,649.87
Transfer to Tax Title Liens or Foreclosed		12,914.50
Balance Outstanding Dec. 31, 1980		219,781.91
PRIOR YEARS TAXES OUTSTANDING		
Balance January 1, 1980		225,830.20
Collected in 1980		214,394.01
Cancelled, Abated or Adjusted 1980		1,268.14
Transfers to Tax Title Liens or Foreclosed		4,666.07
Balance December 31, 1980		5,401.18
TAX TITLE LIENS OUTSTANDING		
Balance January 1, 1980		79,226.72
Transfer From Taxes		18,263.01
Redeemed in 1980		15,622.38
Cancelled, Abated or Adjusted (1980)		104.85
Transfers to Foreclosed Property		
Balance December 31, 1980		81,862.50
PROPERTY ACQUIRED BY DEED OR FORECLOSURE		
Balance January 1, 1980		135,800.00
Transfers From Taxes or Liens		
Sale for Cash (1980)		6,001.00
Cancelled, Abated or Adjusted (1980)		33,299.00
Balance December 31, 1980		96,500.00
CURRENT FINANCES DECEMBER 31, 1980		
ASSETS		
Cash Dec. 31, 1980		1,498,880.30
Taxes Receivable		225,183.09
Tax Title Liens		81,862.50
Foreclosed Property		96,500.00
Emergencies & Other Deferred Charges		103,682.42
State and Federal Aid Receivable		4,151.40
Other Receivables		40,956.99
Totol		2,051,216.70
LIABILITIES, RESERVES, AND SURPLUS		
Cosh Liabilities		239,002.57
Reserves for Receivables		444,502.58
Surplus Dec. 31, 1980		1,367,711.55
Total		2,051,216.70

2122

Population 1970 3,595
Population 1980 4,243
S & P Rating
Moody Rating

General Tax Rate Per $100. 4.64
State Equalized Tax Rate 2.35

WASHINGTON TOWNSHIP — WARREN COUNTY

Form of Government:
Township Committee
Number of Members on Governing Body 5

PER CAPITA		PER CENT	
Gross Debt	127.22	Gross Debt	.47
Net Debt	23.70	Net Debt	.19
Debt Service		Tax Levy Collected	93.11
Total Tax Levy	508.66	Tax Levy Cancelled, Abated or Adjusted	.07
Municipal Expenditures	156.45		

EXPENDITURES		REVENUES REALIZED	
GENERAL GOVERNMENT			
Governing Body & Public Boards			
Municipal Clerk		1980 Property Taxes Collected	2,008,598.30
Financial Administration	6,966.00	1980 Payments in Lieu of Taxes	
Assessment of Taxes	7,554.00	Delinquent Tax & Lien Collections	120,483.96
Collection of Taxes	10,561.00	Business Personalty Replacement Taxes	63,024.32
Planning, Housing & Development	7,919.26	Taxes from Public Utilities	168,401.26
Human Resources		Other Miscellaneous Tax Revenues	
Elections		State Aid Revenues	25,617.38
General Administration (other)	72,803.97	Federal Aid Revenues	
JUDICIARY		State and Local Fiscal Assistance Act Utilized	27,106.00
Municipal Courts	7,630.00	Sale of Acquired Property	
PUBLIC SAFETY		Other Miscellaneous Revenues	152,378.92
Fire Protection	28,850.00	Total	2,565,610.14
Police Protection	128,037.79	Prior Years Surplus Appropriated	192,698.85
Civil Defense & Disaster Control	400.00	REVENUES TOTAL	2,758,309.99
Environmental Inspection & Control	11,900.00	Reserve For Uncollected Taxes	163,940.09
Other Public Safety		CAPITAL OUTLAY TOTAL	22,256.35
PUBLIC WORKS			
Streets and Drainage	124,065.39	Public Enterprises	
Sewers and Sewage Processing	6,500.00	Recreation—Culture	1,034.35
Garbage and Trash Disposal	5,000.00	Public Works	21,222.00
Public Buildings and Grounds	19,304.54	Buildings and Grounds	
Other Public Works		Library and Education	
HEALTH and WELFARE		Conservation	
Health Services Except Environmental	5,425.00	All Other	
Welfare-Public Assistance	1,100.00	CAPITAL DEBT AUTHORIZED, DECEMBER 31, 1980	
Hospitals, Clinics, First Aid	700.00	ISSUED AND UNISSUED — GROSS DEBT — NET DEBT	
Animal, Insect, & Rodent Control	1,750.00	School 439,238	
Other Welfare Services		Self-liquidating	
RECREATION and CONSERVATION		Other 100,545 — 100,545	
Beaches and Boardwalks		Total 539,783 — 100,545	
Parks, Playgrounds, Shade Trees			
Land Reclamation & Conservation	2,000.00	ISSUED AND OUTSTANDING	
Other Recreational Services	10,500.00	School	439,238.86
EDUCATION (excluding schools)		Self-Liquidating	
Libraries		Other	
Other Educational Services		Total	439,238.86
STATUTORY EXPENDITURES		EQUALIZED VALUATION BASIS	
Pensions & F. I. C. A.	25,639.47	FOR NET DEBT COMPUTATION	80,951,454
Employee Fringe Benefits	10,318.58	REAL PROPERTY VALUATIONS	
Other Statutory Expenditures	1,500.00	Code Class # of Parcels % VAL'N ASSESSED VALUATION	
CETA And Other Public Employment Programs		1 Vacant Land 318 5.54 2,525,250.00	
MUNICIPAL FUNCTIONS TOTAL	496,425.00	2 Residential 1233 74.11 33,772,900.00	
CAPITAL IMPROVEMENTS *MEMO*	3,400.00	3 Farm 209 7.20 3,284,600.00	
DEBT SERVICE		4a Commercial 72 9.74 4,436,400.00	
Principal Payments		4b Industrial 9 3.19 1,454,900.00	
Interest Payments		4c Apartments 2 .21 97,500.00	
		Total 1842 45,571,550.00	
DEFERRED CHARGES	3,433.79	Land Area 18.15 Sq. Miles	
SCHOOL, COUNTY, SPECIAL DISTRICT TAXES	2,050,945.82	Net Valuation Taxable-Municipal	46,188,573
RESERVE FOR UNCOLLECTED TAXES	163,940.09	Net Valuation Taxable-County	87,288,157
EXPENDITURES TOTAL	2,714,744.70	State Equalized Valuation	90,449,047
		State Equalization Ratio	50.73

1980 PROPERTY TAX		
STATE EQUALIZED TAX RATE		
Local District School Taxes	.75	682,556.50
Regional & Consolidated School Tax	.93	848,436.63
School Taxes in Municipal Budget		
County Taxes	.54	* 494,241.45
County Library Taxes	.03	25,711.64
Local Municipal Purpose Taxes	.10	92,000.00
Veteran & Senior Citizen Taxes		40,310.00
Total Taxes for Rate Computation	2.35	2,183,255.82
Special District Taxes		
Bank Corp. Taxes		1,147.27
Added and Omitted Taxes		14,146.92
Total Taxes Levied - ABSTRACT		2,159,240.01
Total Taxes Billed		2,157,206.72
1980 TAXES COLLECTED		2,008,598.30
1980 Taxes Cancelled, Abated or Adjusted		1,439.91
Transfer to Tax Title Liens or Foreclosed		8,055.09
Balance Outstanding Dec. 31, 1980		139,158.52
PRIOR YEARS TAXES OUTSTANDING		
Balance January 1, 1980		127,609.40
Collected in 1980		101,232.66
Cancelled, Abated or Adjusted 1980		
Transfers to Tax Title Liens or Foreclosed		30.12
Balance December 31, 1980		26,346.62
TAX TITLE LIENS OUTSTANDING		
Balance January 1, 1980		48,001.17
Transfer From Taxes		8,139.69
Redeemed in 1980		19,251.30
Cancelled, Abated or Adjusted (1980)		
Transfers to Foreclosed Property		
Balance December 31, 1980		37,889.56
PROPERTY ACQUIRED BY DEED OR FORECLOSURE		
Balance January 1, 1980		7,375.00
Transfers From Taxes or Liens		
Sale for Cash (1980)		
Cancelled Abated or Adjusted (1980)		
Balance December 31, 1980		7,375.00
CURRENT FINANCES DECEMBER 31, 1980		
ASSETS		
Cash Dec. 31, 1980		1,242,521.93
Taxes Receivable		165,505.14
Tax Title Liens		37,889.56
Foreclosed Property		7,375.00
Emergencies & Other Deferred Charges		
State and Federal Aid Receivable		
Other Receivables		349.53
Total		1,453,641.16
LIABILITIES, RESERVES, AND SURPLUS		
Cash Liabilities		843,277.00
Reserves for Receivables		211,119.23
Surplus Dec. 31, 1980		399,244.13
Total		1,453,641.16

*Includes County Health Service Taxes or County Vocational School Taxes. See Table 13, pgs. 675, 676.

1821

Population 1970 4,765
Population 1980 5,290
S & P Rating
Moody Rating

General Tax Rate Per $100. 5.59
State Equalized Tax Rate 1.85

WATCHUNG BOROUGH – SOMERSET COUNTY

Form of Government:
Borough Council
Number of Members on Governing Body 6

PER CAPITA:		PER CENT:	
Gross Debt	1,176.22	Gross Debt	2.54
Net Debt	801.28	Net Debt	1.73
Debt Service	55.19	Tax Levy Collected	98.30
Total Tax Levy	1,017.88	Tax Levy Cancelled, Abated or Adjusted	.07
Municipal Expenditures	376.96		

EXPENDITURES		REVENUES-REALIZED	
GENERAL GOVERNMENT			
Governing Body & Public Boards			
Municipal Clerk		1980 Property Taxes Collected	5,297,356.08
Financial Administration	23,200.00	1980 Payments in Lieu of Taxes	
Assessment of Taxes	16,205.00	Delinquent Tax & Lien Collections	60,428.55
Collection of Taxes	22,200.00	Business Personalty Replacement Taxes	229,597.08
Planning, Housing & Development	3,800.00	Taxes from Public Utilities	374,678.00
Human Resources		Other Miscellaneous Tax Revenues	21,400.00
Elections	1,000.00	State Aid Revenues	33,235.18
General Administration (other)	256,877.00	Federal Aid Revenues	
JUDICIARY		State and Local Fiscal Assistance Act Utilized	38,022.70
Municipal Courts	31,305.00	Sale of Acquired Property	
PUBLIC SAFETY		Other Miscellaneous Revenues	291,625.62
Fire Protection	110,191.03	Total	6,346,343.21
Police Protection	548,268.00	Prior Years Surplus Appropriated	200,000.00
Civil Defense & Disaster Control	500.00	REVENUES TOTAL	6,546,343.21
Environmental Inspection & Control	11,057.61	Reserve For Uncollected Taxes	150,676.68
Other Public Safety		CAPITAL OUTLAY TOTAL	1,159,875.52
PUBLIC WORKS			
Streets and Drainage	156,069.00	Public Enterprises	
Sewers and Sewage Processing	60,000.00	Recreation—Culture	
Garbage and Trash Disposal		Public Works	1,159,875.52
Public Buildings and Grounds	49,578.00	Buildings and Grounds	
Other Public Works	35,500.00	Library and Education	
HEALTH and WELFARE		Conservation	
Health Services Except Environmental	17,425.00	All Other	
Welfare-Public Assistance	1,920.00	CAPITAL DEBT AUTHORIZED, DECEMBER 31, 1980	
Hospitals, Clinics, First Aid	3,000.00	ISSUED AND UNISSUED	GROSS DEBT / NET DEBT
Animal, Insect, & Rodent Control	1,000.00	School	1,825,475
Other Welfare Services		Self-liquidating	
RECREATION and CONSERVATION		Other	4,396,748 / 4,238,773
Beaches and Boardwalks		Total	6,222,223 / 4,238,773
Parks, Playgrounds, Shade Trees			
Land Reclamation & Conservation		ISSUED AND OUTSTANDING	
Other Recreational Services	12,850.00	School	1,825,475.07
EDUCATION (excluding schools)		Self-Liquidating	
Libraries	16,242.39	Other	3,275,425.00
Other Educational Services		Total	5,100,900.07
STATUTORY EXPENDITURES		EQUALIZED VALUATION BASIS	
Pensions & F. I. C. A.	108,000.00	FOR NET DEBT COMPUTATION	244,868,091
Employee Fringe Benefits	37,800.00	REAL PROPERTY VALUATIONS	
Other Statutory Expenditures	7,000.00	Code Class # of Parcels % VAL'N	ASSESSED VALUATION
CETA And Other Public Employment Programs		1 Vacant Land 197 2.82	2,686,500.00
MUNICIPAL FUNCTIONS TOTAL	1,530,988.03	2 Residential 1589 70.31	66,951,630.00
CAPITAL IMPROVEMENTS *MEMO*	39,500.00	3 Farm 9 .07	66,940.00
DEBT SERVICE		4a Commercial 92 16.67	15,873,210.00
Principal Payments	120,000.00	4b Industrial 30 10.13	9,642,614.00
Interest Payments	171,979.00	4c Apartments	
		Total 1917	95,220,894.00
DEFERRED CHARGES	20,472.92	Land Area 6.00 Sq. Miles	
SCHOOL, COUNTY, SPECIAL DISTRICT TAXES	4,451,957.55	Net Valuation Taxable-Municipal	95,921,969
RESERVE FOR UNCOLLECTED TAXES	150,676.68	Net Valuation Taxable-County	254,571,815
EXPENDITURES TOTAL	6,446,074.18	State Equalized Valuation	288,116,894
		State Equalization Ratio	33.13

1980 PROPERTY TAX		
STATE EQUALIZED TAX RATE →		
Local District School Taxes	.60	1,747,536.39
Regional & Consolidated School Tax	.48	1,383,858.20
School Taxes in Municipal Budget		
County Taxes	.43	1,245,189.81
County Library Taxes	.03	75,373.15
Local Municipal Purpose Taxes	.31	902,694.92
Veteran & Senior Citizen Taxes		31,150.00
Total Taxes for Rate Computation	1.85	5,385,802.47
Special District Taxes		
Bank Corp. Taxes		3,031.80
Added and Omitted Taxes		26,926.70
Total Taxes Levied - ABSTRACT		5,384,610.97
Total Taxes Billed		5,388,914.79
1980 TAXES COLLECTED		5,297,356.08
1980 Taxes Cancelled, Abated or Adjusted		3,966.11
Transfer to Tax Title Liens or Foreclosed		3,013.01
Balance Outstanding Dec. 31, 1980		84,579.59
PRIOR YEARS TAXES OUTSTANDING		
Balance January 1, 1980		60,809.73
Collected in 1980		59,986.74
Cancelled, Abated or Adjusted 1980		228.52
Transfers to Tax Title Liens or Foreclosed		313.29
Balance December 31, 1980		391.18
TAX TITLE LIENS OUTSTANDING		
Balance January 1, 1980		3,594.54
Transfer From Taxes		3,369.28
Redeemed in 1980		
Cancelled, Abated or Adjusted (1980)		
Transfers to Foreclosed Property		
Balance December 31, 1980		6,963.82
PROPERTY ACQUIRED BY DEED OR FORECLOSURE		
Balance January 1, 1980		
Transfers From Taxes or Liens		
Sale for Cash (1980)		
Cancelled, Abated or Adjusted (1980)		
Balance December 31, 1980		
CURRENT FINANCES DECEMBER 31, 1980		
ASSETS		
Cash Dec. 31, 1980		816,261.26
Taxes Receivable		84,960.77
Tax Title Liens		6,963.82
Foreclosed Property		
Emergencies & Other Deferred Charges		49,987.05
State and Federal Aid Receivable		1,146.67
Other Receivables		79,145.21
Total		1,038,464.78
LIABILITIES, RESERVES, AND SURPLUS		
Cash Liabilities		567,635.33
Reserves for Receivables		149,669.80
Surplus Dec. 31, 1980		321,159.65
Total		1,038,464.78

1980 3000

0435

Population 1970 4,095
Population 1980 8,126
S & P Rating
Moody Rating BAA-1

General Tax Rate Per $100. 2.68
State Equalized Tax Rate 2.61

WATERFORD TOWNSHIP — CAMDEN COUNTY

Form of Government:
Township Committee
Number of Members on Governing Body 5

PER CAPITA		PER CENT	
Gross Debt	434.29	Gross Debt	3.26
Net Debt	150.32	Net Debt	1.16
Debt Service	11.90	Tax Levy Collected	94.49
Total Tax Levy	418.11	Tax Levy Cancelled, Abated or Adjusted	.63
Municipal Expenditures	217.71		

EXPENDITURES	
GENERAL GOVERNMENT	
Governing Body & Public Boards	
Municipal Clerk	
Financial Administration	15,220.00
Assessment of Taxes	23,723.18
Collection of Taxes	47,546.41
Planning, Housing & Development	9,350.00
Human Resources	
Elections	4,077.88
General Administration (other)	260,552.66
JUDICIARY	
Municipal Courts	28,150.00
PUBLIC SAFETY	
Fire Protection	35,680.00
Police Protection	270,754.00
Civil Defense & Disaster Control	81.05
Environmental Inspection & Control	31,690.00
Other Public Safety	
PUBLIC WORKS	
Streets and Drainage	202,471.74
Sewers and Sewage Processing	
Garbage and Trash Disposal	97,966.47
Public Buildings and Grounds	21,750.00
Other Public Works	46,500.00
HEALTH and WELFARE	
Health Services Except Environmental	1,705.36
Welfare-Public Assistance	5,070.00
Hospitals, Clinics, First Aid	
Animal, Insect, & Rodent Control	
Other Welfare Services	
RECREATION and CONSERVATION	
Beaches and Boardwalks	
Parks, Playgrounds, Shade Trees	7,964.00
Land Reclamation & Conservation	500.00
Other Recreational Services	2,900.00
EDUCATION (excluding schools)	
Libraries	34,000.00
Other Educational Services	
STATUTORY EXPENDITURES	
Pensions & F. I. C. A.	63,500.00
Employee Fringe Benefits	25,000.00
Other Statutory Expenditures	16,000.00
CETA And Other Public Employment Programs	36,207.00
MUNICIPAL FUNCTIONS TOTAL	1,288,359.75
CAPITAL IMPROVEMENTS *MEMO*	20,000.00
DEBT SERVICE	
Principal Payments	34,000.00
Interest Payments	63,347.20
DEFERRED CHARGES	48,627.40
SCHOOL, COUNTY, SPECIAL DISTRICT TAXES	3,066,838.29
RESERVE FOR UNCOLLECTED TAXES	334,807.07
EXPENDITURES TOTAL	4,835,979.71

REVENUES-REALIZED	
1980 Property Taxes Collected	3,207,326.55
1980 Payments in Lieu of Taxes	
Delinquent Tax & Lien Collections	148,305.51
Business Personalty Replacement Taxes	28,736.27
Taxes from Public Utilities	464,906.00
Other Miscellaneous Tax Revenues	
State Aid Revenues	30,875.69
Federal Aid Revenues	38,824.03
State and Local Fiscal Assistance Act Utilized	78,655.10
Sale of Acquired Property	
Other Miscellaneous Revenues	390,089.97
Total	4,387,719.12
Prior Years Surplus Appropriated	504,200.00
REVENUES TOTAL	4,891,919.12
Reserve For Uncollected Taxes	334,807.07
CAPITAL OUTLAY TOTAL	337,096.31
Public Enterprises	
Recreation—Culture	
Public Works	295,068.25
Buildings and Grounds	42,028.06
Library and Education	
Conservation	
All Other	

CAPITAL DEBT AUTHORIZED, DECEMBER 31, 1980

ISSUED AND UNISSUED	GROSS DEBT	NET DEBT
School	2,261,841	
Self-liquidating		
Other	1,267,209	1,221,509
Total	3,529,050	1,221,509
ISSUED AND OUTSTANDING		
School		2,162,823.13
Self-Liquidating		
Other		1,265,800.00
Total		3,428,623.13
EQUALIZED VALUATION BASIS FOR NET DEBT COMPUTATION		104,881,982

REAL PROPERTY VALUATIONS

Code	Class	# of Parcels	% VAL'N	ASSESSED VALUATION
1	Vacant Land	896	9.14	11,104,850.00
2	Residential	2236	78.51	95,388,750.00
3	Farm	220	2.85	3,457,450.00
4a	Commercial	107	8.83	10,732,050.00
4b	Industrial	9	.59	721,600.00
4c	Apartments	1	.08	93,500.00
Total		3469		121,498,200.00

Land Area 36.11 Sq. Miles

Net Valuation Taxable-Municipal	123,172,173
Net Valuation Taxable-County	117,838,203
State Equalized Valuation	126,327,226
State Equalization Ratio	97.47

1980 PROPERTY TAX		
STATE EQUALIZED TAX RATE		
Local District School Taxes	.78	982,787.00
Regional & Consolidated School Tax	.50	734,017.73
School Taxes in Municipal Budget		
County Taxes	1.07	* 1,350,033.56
County Library Taxes		
Local Municipal Purpose Taxes	.19	235,000.00
Veteran & Senior Citizen Taxes		66,400.00
Total Taxes for Rate Computation	2.62	3,368,238.29
Special District Taxes		
Bank Corp. Taxes		6,213.72
Added and Omitted Taxes		89,525.54
Total Taxes Levied - ABSTRACT		3,357,577.55
Total Taxes Billed		3,304,229.27
1980 TAXES COLLECTED		3,207,326.55
1980 Taxes Cancelled, Abated or Adjusted		21,345.69
Transfer to Tax Title Liens or Foreclosed		2,650.55
Balance Outstanding Dec. 31, 1980		162,896.67
PRIOR YEARS TAXES OUTSTANDING		
Balance January 1, 1980		172,940.29
Collected in 1980		131,963.59
Cancelled, Abated or Adjusted 1980		
Transfers to Tax Title Liens or Foreclosed		
Balance December 31, 1980		40,976.70
TAX TITLE LIENS OUTSTANDING		
Balance January 1, 1980		32,834.15
Transfer From Taxes		2,650.55
Redeemed in 1980		16,341.92
Cancelled, Abated or Adjusted (1980)		
Transfers to Foreclosed Property		
Balance December 31, 1980		19,151.78
PROPERTY ACQUIRED BY DEED OR FORECLOSURE		
Balance January 1, 1980		10,635.00
Transfers From Taxes or Liens		
Sale for Cash (1980)		
Cancelled, Abated or Adjusted (1980)		
Balance December 31, 1980		10,635.00

CURRENT FINANCES DECEMBER 31, 1980	
ASSETS	
Cash Dec. 31, 1980	1,410,465.03
Taxes Receivable	202,873.37
Tax Title Liens	19,151.78
Foreclosed Property	10,635.00
Emergencies & Other Deferred Charges	85,870.69
State and Federal Aid Receivable	847.94
Other Receivables	17,621.83
Total	1,748,465.64
LIABILITIES, RESERVES, AND SURPLUS	
Cash Liabilities	881,782.47
Reserves for Receivables	239,381.98
Surplus Dec. 31, 1980	627,301.19
Total	1,748,465.64

*Includes County Health Service Taxes or County Vocational School Taxes. See Table 13, pgs. 675, 676.

1614

Population 1970 49,300
Population 1980 46,474
S & P Rating AA
Moody Rating AA

Generol Tax Rate Per $100. 3.47
State Equalized Tax Rate 2.42

WAYNE TOWNSHIP – PASSAIC COUNTY

Form of Government:
Mayor-Council Plan F (OMCL50)
Number of Members on Governing Body 9

PER CAPITA:		PER CENT:	
Gross Debt	1,850.23	Gross Debt	6.42
Net Debt	526.27	Net Debt	1.83
Debt Service	52.92	Tax Levy Collected	98.29
Total Tax Levy	828.05	Tax Levy Cancelled, Abated or Adjusted	.26
Municipal Expenditures	344.31		

EXPENDITURES	
GENERAL GOVERNMENT	
Governing Body & Public Boords	106,693.00
Municipal Clerk	163,215.00
Financial Administrotion	159,586.00
Assessment of Taxes	97,566.00
Collection of Taxes	134,542.00
Planning, Housing & Development	151,686.00
Human Resources	81,556.51
Elections	
General Administration (other)	1,389,206.00
JUDICIARY	
Municipal Courts	111,753.00
PUBLIC SAFETY	
Fire Protection	155,575.00
Police Protection	2,769,778.43
Civil Defense & Disaster Control	2,600.00
Environmental Inspection & Control	180,775.00
Other Public Safety	
PUBLIC WORKS	
Streets and Drainage	1,015,521.00
Sewers and Sewage Processing	
Gorbage and Trash Disposal	1,214,280.00
Public Buildings and Grounds	448,035.00
Other Public Works	613,847.00
HEALTH and WELFARE	
Health Services Except Environmental	326,098.00
Welfare-Public Assistance	13,025.00
Hospitals, Clinics, First Aid	10,000.00
Animal, Insect, & Rodent Control	17,500.00
Other Welfare Services	
RECREATION and CONSERVATION	
Beaches and Boardwalks	
Parks, Playgrounds, Shade Trees	438,758.00
Land Reclamation & Conservation	600.00
Other Recreational Services	195,394.00
EDUCATION (excluding schools)	
Libraries	583,030.00
Other Educational Services	16,399.00
STATUTORY EXPENDITURES	
Pensions & F. I. C. A.	901,500.00
Employee Fringe Benefits	435,000.00
Other Stotutory Expenditures	32,000.00
CETA And Other Public Employment Progroms	210,000.00
MUNICIPAL FUNCTIONS TOTAL	11,965,768.94
CAPITAL IMPROVEMENTS *MEMO*	62,700.00
DEBT SERVICE	
Principal Payments	1,260,000.00
Interest Payments	1,199,421.90
DEFERRED CHARGES	46,532.92
SCHOOL COUNTY, SPECIAL DISTRICT TAXES	29,247,911.00
RESERVE FOR UNCOLLECTED TAXES	1,529,756.14
EXPENDITURES TOTAL	45,249,410.90

REVENUES-REALIZED		
1980 Property Taxes Collected		37,772,741.20
1980 Payments in Lieu of Taxes		
Delinquent Tox & Lien Collections		717,661.45
Business Personalty Replacement Toxes		862,875.32
Toxes from Public Utilities		2,174,522.00
Other Miscellaneous Tox Revenues		
State Aid Revenues		735,561.70
Federal Aid Revenues		186,725.41
State and Local Fiscal Assistance Act Utilized		820,521.43
Sale of Acquired Property		
Other Miscellaneous Revenues		2,145,315.70
	Totol	45,415,924.21
Prior Years Surplus Appropriated		750,000.00
REVENUES	TOTAL	46,165,924.21
Reserve For Uncollected Taxes		1,529,756.14
CAPITAL OUTLAY	TOTAL	5,394,270.75
Public Enterprises		3,215,729.23
Recreation—Culture		803,970.44
Public Works		1,208,909.56
Buildings and Grounds		165,661.52
Library and Education		
Conservation		
All Other		

CAPITAL DEBT AUTHORIZED, DECEMBER 31, 1980

ISSUED AND UNISSUED	GROSS DEBT	NET DEBT
School	13,199,000	
Self-liquidating	48,293,791	
Other	24,495,024	24,457,858
Total	85,987,815	24,457,858

ISSUED AND OUTSTANDING	
School	13,199,000.00
Self-Liquidoting	15,174,000.00
Other	19,010,000.00
Total	47,383,000.00
EQUALIZED VALUATION BASIS FOR NET DEBT COMPUTATION	1,339,578,099

REAL PROPERTY VALUATIONS

Code	Class	# of Porcels	% VAL'N	ASSESSED VALUATION
1	Vacant Land	1246	5.48	59,267,300.00
2	Residential	11909	61.01	660,200,000.00
3	Form	68	.18	1,966,900.00
4o	Commercial	349	22.88	247,608,300.00
4b	Industriol	87	7.47	80,847,900.00
4c	Apartments	14	2.97	32,155,100.00
Total		13673		1,082,045,500.00

Land Area 24.89 Sq. Miles

Net Valuation Taxoble-Municipal	1,095,834,783
Net Valuation Taxable-County	1,364,281,319
State Equalized Valuation	1,565,109,900
State Equalizotion Rotio	69.75

1980 PROPERTY TAX		
STATE EQUALIZED TAX RATE	1.42	
Local District School Taxes		20,704,383.00
Regional & Consolidated School Tax		
School Taxes in Municipal Budget		
County Taxes	.54	8,543,529.00
County Library Toxes		
Local Municipal Purpose Taxes	.56	8,750,134.48
Veteran & Senior Citizen Taxes		283,390.00
Total Taxes for Rate Camputation	2.42	38,281,435.48
Special District Taxes		
Bank Corp. Taxes		83,874.55
Added and Omitted Taxes		401,100.38
Total Toxes Levied - ABSTRACT		38,483,020.41
Total Taxes Billed		38,428,448.21
1980 TAXES COLLECTED		37,772,741.20
1980 Taxes Cancelled, Abated or Adjusted		101,427.85
Transfer to Tax Title Liens or Foreclosed		29,287.43
Balance Outstanding Dec. 31, 1980		524,891.79

PRIOR YEARS TAXES OUTSTANDING	
Balance January 1, 1980	820,688.10
Collected in 1980	574,648.69
Cancelled, Abated or Adjusted 1980	76,031.74
Transfers to Tax Title Liens or Foreclosed	1,632.36
Balance December 31, 1980	168,375.31
TAX TITLE LIENS OUTSTANDING	
Balance January 1, 1980	144,331.05
Transfer From Taxes	21,307.55
Redeemed in 1980	143,012.76
Cancelled, Aboted or Adjusted (1980)	2,595.81
Transfers to Foreclosed Property	4,377.29
Balance December 31, 1980	25,652.74
PROPERTY ACQUIRED BY DEED OR FORECLOSURE	
Balance January 1, 1980	530,678.71
Transfers From Taxes or Liens	4,377.29
Sale for Cash (1980)	
Cancelled, Abated or Adjusted (1980)	
Balance December 31, 1980	535,056.00

CURRENT FINANCES DECEMBER 31, 1980 ASSETS	
Cash Dec. 31, 1980	3,529,362.57
Taxes Receivable	693,267.10
Tox Title Liens	25,652.74
Foreclosed Property	535,056.00
Emergencies & Other Deferred Charges	
State and Federol Aid Receivoble	3,210.00
Other Receivables	127,800.22
Totol	4,914,348.63
LIABILITIES, RESERVES, AND SURPLUS	
Cash Liabilities	1,122,487.72
Reserves for Receivables	1,391,776.36
Surplus Dec. 31, 1980	2,400,084.85
Total	4,914,348.63

0911

Population 1970 13,365
Papulation 1980 13,168
S & P Rating
Moody Rating

General Tax Rate Per $100. 6.33
State Equalized Tax Rate 4.95

WEEHAWKEN TOWNSHIP — HUDSON COUNTY

Form of Government:
Township Committee
Number of Members on Governing Body 7

PER CAPITA		PER CENT	
Gross Debt	122.34	Gross Debt	1.09
Net Debt	110.19	Net Debt	.97
Debt Service	13.33	Tax Levy Collected	93.71
Total Tax Levy	599.57	Tax Levy Cancelled, Abated or Adjusted	
Municipal Expenditures	472.29		

EXPENDITURES	
GENERAL GOVERNMENT	
Governing Body & Public Boards	
Municipal Clerk	
Financial Administration	24,420.00
Assessment of Taxes	16,252.19
Collection of Taxes	24,151.33
Planning, Housing & Development	19,053.06
Human Resources	27,324.08
Elections	6,406.08
General Administration (other)	314,295.64
JUDICIARY	
Municipal Courts	27,895.19
PUBLIC SAFETY	
Fire Protection	1,367,232.38
Police Protection	1,099,622.35
Civil Defense & Disaster Control	500.00
Environmental Inspection & Control	16,352.87
Other Public Safety	
PUBLIC WORKS	
Streets and Drainage	337,703.22
Sewers and Sewage Processing	80,900.00
Garbage and Trash Disposal	
Public Buildings and Grounds	71,824.62
Other Public Works	58,940.87
HEALTH and WELFARE	
Health Services Except Environmental	59,216.84
Welfare-Public Assistance	20,933.35
Hospitals, Clinics, First Aid	
Animal, Insect, & Rodent Control	
Other Welfare Services	
RECREATION and CONSERVATION	
Beaches and Boardwalks	
Parks, Playgrounds, Shade Trees	33,511.07
Land Reclamation & Conservation	
Other Recreational Services	1,300.00
EDUCATION (excluding schools)	
Libraries	50,000.00
Other Educational Services	
STATUTORY EXPENDITURES	
Pensions & F. I. C. A.	646,929.32
Employee Fringe Benefits	184,822.51
Other Statutory Expenditures	12,500.00
CETA And Other Public Employment Programs	191,210.41
MUNICIPAL FUNCTIONS TOTAL	4,693,297.38
CAPITAL IMPROVEMENTS *MEMO*	
DEBT SERVICE	
Principal Payments	113,000.00
Interest Payments	62,519.67
TYPE I SCHL DEBT *MEMO	53,611.25
DEFERRED CHARGES	722,869.82
SCHOOL, COUNTY, SPECIAL DISTRICT TAXES	4,580,477.70
RESERVE FOR UNCOLLECTED TAXES	627,478.44
EXPENDITURES TOTAL	10,799,643.01

REVENUES-REALIZED	
1980 Property Taxes Collected	6,518,832.31
1980 Payments in Lieu of Taxes	
Delinquent Tax & Lien Collections	395,561.37
Business Personalty Replacement Taxes	504,136.08
Taxes from Public Utilities	298,048.00
Other Miscellaneous Tax Revenues	
State Aid Revenues	213,429.94
Federal Aid Revenues	188,646.58
State and Local Fiscal Assistance Act Utilized	497,225.00
Sale of Acquired Property	
Other Miscellaneous Revenues	317,752.47
Total	8,933,631.75
Prior Years Surplus Appropriated	
REVENUES TOTAL	8,933,631.75
Reserve For Uncollected Taxes	627,478.44
CAPITAL OUTLAY TOTAL	1,505.00
Public Enterprises	
Recreation—Culture	
Public Works	
Buildings and Grounds	1,505.00
Library and Education	
Conservation	
All Other	

CAPITAL DEBT AUTHORIZED, DECEMBER 31, 1980

ISSUED AND UNISSUED	GROSS DEBT	NET DEBT
School	160,000	
Self-liquidating		
Other	1,450,925	1,450,925
Total	1,610,925	1,450,925
ISSUED AND OUTSTANDING		
School		160,000.00
Self-Liquidating		
Other		1,012,900.00
Total		1,172,900.00
EQUALIZED VALUATION BASIS FOR NET DEBT COMPUTATION		149,145,972

REAL PROPERTY VALUATIONS

Code	Class	# of Parcels	% VAL'N	ASSESSED VALUATION
1	Vacant Land	93	1.88	2,240,450.00
2	Residential	1508	48.67	58,142,150.00
3	Farm			
4a	Commercial	60	5.86	7,001,150.00
4b	Industrial	45	30.41	36,335,350.00
4c	Apartments	135	13.18	15,747,300.00
Total		1841		119,466,400.00

Land Area .78 Sq. Miles

Net Valuation Taxable-Municipal	120,699,125
Net Valuation Taxable-County	151,007,012
State Equalized Valuation	154,265,681
State Equalization Ratio	78.30

1980 PROPERTY TAX		
STATE EQUALIZED TAX RATE		
Local District School Taxes	1.63	2,514,772.50
Regional & Consolidated School Tax		
School Taxes in Municipal Budget	.02	32,871.29
County Taxes	1.16	* 1,785,135.91
County Library Taxes		
Local Municipal Purpose Taxes	2.15	3,309,161.14
Veteran & Senior Citizen Taxes		42,840.00
Total Taxes for Rate Computation	4.96	7,684,780.84
Special District Taxes		247,698.00
Bank Corp. Taxes		5,447.68
Added and Omitted Taxes		
Total Taxes Levied - ABSTRACT		7,895,086.82
Total Taxes Billed		7,683,351.29
1980 TAXES COLLECTED		6,518,832.31
1980 Taxes Cancelled, Abated or Adjusted		
Transfer to Tax Title Liens or Foreclosed		
Balance Outstanding Dec. 31, 1980		1,164,518.98
PRIOR YEARS TAXES OUTSTANDING		
Balance January 1, 1980		432,117.26
Collected in 1980		393,844.84
Cancelled, Abated or Adjusted 1980		
Transfers to Tax Title Liens or Foreclosed		
Balance December 31, 1980		38,272.42
TAX TITLE LIENS OUTSTANDING		
Balance January 1, 1980		41,505.29
Transfer From Taxes		
Redeemed in 1980		1,715.93
Cancelled, Abated or Adjusted (1980)		
Transfers to Foreclosed Property		
Balance December 31, 1980		39,789.36
PROPERTY ACQUIRED BY DEED OR FORECLOSURE		
Balance January 1, 1980		40,200.00
Transfers From Taxes or Liens		
Sale for Cash (1980)		
Cancelled, Abated or Adjusted (1980)		
Balance December 31, 1980		40,200.00

CURRENT FINANCES DECEMBER 31, 1980	
ASSETS	
Cash Dec. 31, 1980	1,087,341.70
Taxes Receivable	1,202,791.40
Tax Title Liens	39,789.36
Foreclosed Property	40,200.00
Emergencies & Other Deferred Charges	1,199,808.86
State and Federal Aid Receivable	9,890.32
Other Receivables	821,344.33
Total	4,401,165.97
LIABILITIES, RESERVES, AND SURPLUS	
Cash Liabilities	1,751,743.18
Reserves for Receivables	1,445,190.09
Surplus Dec. 31, 1980	1,204,232.70
Total	4,401,165.97

1980/3000

* ABOVE DEBT SERVICE INCLUDES TYPE I SCHOOL DEBT

*Includes County Health Service Taxes or County Vocational School Taxes. See Table 13, pgs. 675, 676.

0819

Population 1970 2,375
Population 1980 2,303
S & P Rating
Maady Rating

General Tax Rate Per $100. 4.66
State Equalized Tax Rate 2.44

WENONAH BOROUGH — GLOUCESTER COUNTY

Form of Government:
Borough Council
Number of Members on Governing Body 6

PER CAPITA:
Gross Debt 380.14
Net Debt
Debt Service
Total Tax Levy 475.88
Municipal Expenditures 172.10

PER CENT:
Gross Debt 2.23
Net Debt
Tax Levy Collected 96.91
Tax Levy Cancelled, Abated or Adjusted

EXPENDITURES	
GENERAL GOVERNMENT	
Governing Body & Public Boards	
Municipal Clerk	
Financial Administration	3,160.00
Assessment of Taxes	4,342.00
Collection of Taxes	19,161.03
Planning, Housing & Development	1,755.12
Human Resources	
Elections	1,713.25
General Administration (other)	38,898.15
JUDICIARY	
Municipal Courts	7,597.00
PUBLIC SAFETY	
Fire Protection	20,210.00
Police Protection	88,008.76
Civil Defense & Disaster Control	
Environmental Inspection & Control	3,532.38
Other Public Safety	
PUBLIC WORKS	
Streets and Drainage	84,024.64
Sewers and Sewage Processing	
Garbage and Trash Disposal	4,800.00
Public Buildings and Grounds	9,315.00
Other Public Works	
HEALTH and WELFARE	
Health Services Except Environmental	295.40
Welfare-Public Assistance	560.60
Hospitals, Clinics, First Aid	
Animal, Insect, & Radent Control	400.00
Other Welfare Services	
RECREATION and CONSERVATION	
Beaches and Boardwalks	
Parks, Playgrounds, Shade Trees	5,410.00
Land Reclamation & Conservation	187.60
Other Recreational Services	200.00
EDUCATION (excluding schools)	
Libraries	6,954.76
Other Educational Services	
STATUTORY EXPENDITURES	
Pensions & F. I. C. A.	20,089.50
Employee Fringe Benefits	8,765.29
Other Statutory Expenditures	1,400.00
CETA And Other Public Employment Programs	24,000.00
MUNICIPAL FUNCTIONS - TOTAL	354,780.48
CAPITAL IMPROVEMENTS *MEMO*	100.00
DEBT SERVICE	
Principal Payments	
Interest Payments	
DEFERRED CHARGES	950.00
SCHOOL, COUNTY, SPECIAL DISTRICT TAXES	908,613.92
RESERVE FOR UNCOLLECTED TAXES	40,616.64
EXPENDITURES TOTAL	1,304,961.04

REVENUES-REALIZED	
1980 Property Taxes Collected	1,061,462.54
1980 Payments in Lieu of Taxes	
Delinquent Tax & Lien Collections	26,642.81
Business Personalty Replacement Taxes	3,976.40
Taxes from Public Utilities	74,701.00
Other Miscellaneous Tax Revenues	
State Aid Revenues	20,160.59
Federal Aid Revenues	24,832.28
State and Local Fiscal Assistance Act Utilized	14,815.00
Sale of Acquired Property	
Other Miscellaneous Revenues	47,044.22
Total	1,273,634.84
Prior Years Surplus Appropriated	36,601.28
REVENUES TOTAL	1,310,236.12
Reserve For Uncollected Taxes	40,616.64

CAPITAL OUTLAY	TOTAL
Public Enterprises	
Recreation—Culture	
Public Works	
Buildings and Grounds	
Library and Education	
Conservation	
All Other	

CAPITAL DEBT AUTHORIZED, DECEMBER 31, 1980

ISSUED AND UNISSUED	GROSS DEBT	NET DEBT
School	822,463	
Self-liquidating	53,000	
Other		
Total	875,463	

ISSUED AND OUTSTANDING	
School	822,463.81
Self-Liquidating	53,000.00
Other	
Total	875,463.81
EQUALIZED VALUATION BASIS FOR NET DEBT COMPUTATION	39,313,633

REAL PROPERTY VALUATIONS

Code	Class	# of Parcels	% VAL'N	ASSESSED VALUATION
1	Vacant Land	198	3.73	860,950.00
2	Residential	726	93.47	21,580,750.00
3	Farm			
4a	Commercial	10	2.80	647,450.00
4b	Industrial			
4c	Apartments			
Total		934		23,089,150.00

Land Area .99 Sq. Miles

Net Valuation Taxable-Municipal	23,318,646
Net Valuation Taxable-County	39,966,911
State Equalized Valuation	44,209,634
State Equalization Ratio	52.28

1980 PROPERTY TAX		
STATE EQUALIZED TAX RATE		
Local District School Taxes	.61	272,268.50
Regional & Consolidated School Tax	.88	389,659.92
School Taxes in Municipal Budget		
County Taxes	.55	246,685.50
County Library Taxes		
Local Municipal Purpose Taxes	.40	177,220.00
Veteran & Senior Citizen Taxes		17,660.00
Total Taxes for Rate Computation	2.44	1,103,493.92
Special District Taxes		
Bank Corp. Taxes		1,543.33
Added and Omitted Taxes		8,566.38
Total Taxes Levied - ABSTRACT		1,095,943.63
Total Taxes Billed		1,095,275.46
1980 TAXES COLLECTED		1,061,462.54
1980 Taxes Cancelled, Abated or Adjusted		
Transfer to Tax Title Liens or Foreclosed		88.51
Balance Outstanding Dec. 31, 1980		33,724.41

PRIOR YEARS TAXES OUTSTANDING	
Balance January 1, 1980	26,642.81
Collected in 1980	26,642.81
Cancelled, Abated or Adjusted 1980	
Transfers to Tax Title Liens or Foreclosed	
Balance December 31, 1980	
TAX TITLE LIENS OUTSTANDING	
Balance January 1, 1980	837.27
Transfer From Taxes	88.51
Redeemed in 1980	
Cancelled, Abated or Adjusted (1980)	
Transfers to Foreclosed Property	
Balance December 31, 1980	925.78
PROPERTY ACQUIRED BY DEED OR FORECLOSURE	
Balance January 1, 1980	41,600.00
Transfers From Taxes or Liens	
Sale for Cash (1980)	
Cancelled, Abated or Adjusted (1980)	
Balance December 31, 1980	41,600.00

CURRENT FINANCES DECEMBER 31, 1980 ASSETS	
Cash Dec. 31, 1980	303,607.04
Taxes Receivable	33,724.41
Tax Title Liens	925.78
Foreclosed Property	41,600.00
Emergencies & Other Deferred Charges	
State and Federal Aid Receivable	270.00
Other Receivables	3,551.03
Total	383,678.26
LIABILITIES, RESERVES, AND SURPLUS	
Cash Liabilities	220,521.82
Reserves for Receivables	79,801.22
Surplus Dec. 31, 1980	83,355.22
Total	383,678.26

1026

Population 1970 2,160
Population 1980 2,299
S & P Rating
Moody Rating

General Tax Rate Per $100 2.39
State Equalized Tax Rate 2.05

WEST AMWELL TOWNSHIP — HUNTERDON CO.

Form of Government:
Township Committee
Number of Members on Governing Body 3

PER CAPITA		PER CENT	
Gross Debt	21.31	Gross Debt	.03
Net Debt		Net Debt	
Debt Service		Tax Levy Collected	91.09
Total Tax Levy	581.97	Tax Levy Cancelled, Abated or Adjusted	.07
Municipal Expenditures	244.54		

EXPENDITURES	
GENERAL GOVERNMENT	
Governing Body & Public Boards	
Municipal Clerk	
Financial Administration	8,749.00
Assessment of Taxes	6,850.00
Collection of Taxes	10,700.00
Planning, Housing & Development	10,350.00
Human Resources	300.00
Elections	
General Administration (other)	61,176.20
JUDICIARY	
Municipal Courts	6,825.00
PUBLIC SAFETY	
Fire Protection	8,500.00
Police Protection	24,600.00
Civil Defense & Disaster Control	200.00
Environmental Inspection & Control	7,975.00
Other Public Safety	
PUBLIC WORKS	
Streets and Drainage	169,412.37
Sewers and Sewage Processing	
Garbage and Trash Disposal	12,950.00
Public Buildings and Grounds	27,736.96
Other Public Works	
HEALTH and WELFARE	
Health Services Except Environmental	1,400.00
Welfare-Public Assistance	890.00
Hospitals, Clinics, First Aid	
Animal, Insect, & Rodent Control	
Other Welfare Services	
RECREATION and CONSERVATION	
Beaches and Boardwalks	
Parks, Playgrounds, Shade Trees	1,000.00
Land Reclamation & Conservation	950.00
Other Recreational Services	10,000.00
EDUCATION (excluding schools)	
Libraries	
Other Educational Services	
STATUTORY EXPENDITURES	
Pensions & F. I. C. A.	16,000.00
Employee Fringe Benefits	3,500.00
Other Statutory Expenditures	500.00
CETA And Other Public Employment Programs	
MUNICIPAL FUNCTIONS TOTAL	390,564.53
CAPITAL IMPROVEMENTS *MEMO*	15,000.00
DEBT SERVICE	
Principal Payments	
Interest Payments	
DEFERRED CHARGES	5,000.00
SCHOOL, COUNTY, SPECIAL DISTRICT TAXES	1,293,584.20
RESERVE FOR UNCOLLECTED TAXES	166,639.82
EXPENDITURES TOTAL	1,855,788.55

REVENUES-REALIZED	
1980 Property Taxes Collected	1,218,590.49
1980 Payments in Lieu of Taxes	
Delinquent Tax & Lien Collections	121,210.46
Business Personalty Replacement Taxes	30,141.96
Taxes from Public Utilities	171,224.00
Other Miscellaneous Tax Revenues	
State Aid Revenues	15,437.84
Federal Aid Revenues	12.37
State and Local Fiscal Assistance Act Utilized	12,087.96
Sale of Acquired Property	
Other Miscellaneous Revenues	85,596.95
Total	1,654,302.03
Prior Years Surplus Appropriated	200,000.00
REVENUES TOTAL	1,854,302.03
Reserve For Uncollected Taxes	166,639.82

CAPITAL OUTLAY	TOTAL
Public Enterprises	
Recreation—Culture	
Public Works	
Buildings and Grounds	
Library and Education	
Conservation	
All Other	

CAPITAL DEBT AUTHORIZED, DECEMBER 31, 1980

ISSUED AND UNISSUED	GROSS DEBT	NET DEBT
School	49,000	
Self-liquidating		
Other		
Total	49,000	

ISSUED AND OUTSTANDING	
School	49,000.00
Self-Liquidating	
Other	
Total	49,000.00

EQUALIZED VALUATION BASIS FOR NET DEBT COMPUTATION	57,873,840

REAL PROPERTY VALUATIONS

Code	Class	# of Parcels	% VAL'N	ASSESSED VALUATION
1	Vacant Land	230	5.91	3,266,360.00
2	Residential	598	60.71	33,576,695.00
3	Farm	296	18.86	10,427,134.00
4a	Commercial	39	6.71	3,713,935.00
4b	Industrial	11	6.76	3,741,550.00
4c	Apartments	6	1.05	582,750.00
Total		1180		55,308,424.00

Land Area 21.60 Sq. Miles

Net Valuation Taxable-Municipal	56,062,281
Net Valuation Taxable-County	61,728,912
State Equalized Valuation	64,946,550
State Equalization Ratio	86.16

1980 PROPERTY TAX	STATE EQUALIZED TAX RATE	
Local District School Taxes	.32	465,705.00
Regional & Consolidated School Tax	.86	560,181.45
School Taxes in Municipal Budget		
County Taxes	.39	252,983.14
County Library Taxes	.02	14,714.61
Local Municipal Purpose Taxes	.07	42,682.02
Veteran & Senior Citizen Taxes		19,020.00
Total Taxes for Rate Computation	2.06	1,355,286.22
Special District Taxes		
Bank Corp. Taxes		
Added and Omitted Taxes		1,672.88
Total Taxes Levied - ABSTRACT		1,337,939.10
Total Taxes Billed		1,337,939.11
1980 TAXES COLLECTED		1,218,590.49
1980 Taxes Cancelled, Abated or Adjusted		919.64
Transfer to Tax Title Liens or Foreclosed		3,038.29
Balance Outstanding Dec. 31, 1980		115,390.69

PRIOR YEARS TAXES OUTSTANDING	
Balance January 1, 1980	128,622.93
Collected in 1980	117,271.19
Cancelled, Abated or Adjusted 1980	
Transfers to Tax Title Liens or Foreclosed	2,809.46
Balance December 31, 1980	8,952.28

TAX TITLE LIENS OUTSTANDING	
Balance January 1, 1980	16,751.50
Transfer From Taxes	6,194.95
Redeemed in 1980	3,939.27
Cancelled, Abated or Adjusted (1980)	
Transfers to Foreclosed Property	
Balance December 31, 1980	19,007.18

PROPERTY ACQUIRED BY DEED OR FORECLOSURE	
Balance January 1, 1980	4,156.80
Transfers From Taxes or Liens	
Sale for Cash (1980)	
Cancelled, Abated or Adjusted (1980)	
Balance December 31, 1980	4,156.80

CURRENT FINANCES DECEMBER 31, 1980

ASSETS	
Cash Dec. 31, 1980	607,864.62
Taxes Receivable	124,242.97
Tax Title Liens	19,007.18
Foreclosed Property	4,156.80
Emergencies & Other Deferred Charges	1,326.20
State and Federal Aid Receivable	460.77
Other Receivables	22,565.57
Total	779,624.11
LIABILITIES, RESERVES, AND SURPLUS	
Cash Liabilities	80,179.32
Reserves for Receivables	169,972.52
Surplus Dec. 31, 1980	529,472.27
Total	779,624.11

0721

Population 1970 11,960
Population 1980 11,407
S & P Rating
Moody Rating A-1

General Tax Rate Per $100. 4.01
State Equalized Tax Rate 3.02

WEST CALDWELL BOROUGH — ESSEX COUNTY

Form of Government:
Borough Council
Number of Members on Governing Body 6

PER CAPITA:		PER CENT:	
Gross Debt	604.00	Gross Debt	2.15
Net Debt	355.68	Net Debt	1.27
Debt Service	23.04	Tax Levy Collected	96.93
Total Tax Levy	984.81	Tax Levy Cancelled, Abated or Adjusted	.09
Municipal Expenditures	309.13		

EXPENDITURES		REVENUES-REALIZED		1980 PROPERTY TAX		
GENERAL GOVERNMENT				STATE EQUALIZED TAX RATE		
Governing Body & Public Boards				Local District School Taxes	1.54	5,676,838.75
Municipal Clerk		1980 Property Taxes Collected	10,885,945.01	Regional & Consolidated School Tax		
Financial Administration	25,409.74	1980 Payments in Lieu of Taxes		School Taxes in Municipal Budget		
Assessment of Taxes	43,568.13	Delinquent Tax & Lien Collections	333,782.97	County Taxes	1.12	4,131,216.56
Collection of Taxes	25,057.45	Business Personalty Replacement Taxes	242,160.08	County Library Taxes		
Planning, Housing & Development	29,043.48	Taxes from Public Utilities	746,708.00	Local Municipal Purpose Taxes	.36	1,345,923.29
Human Resources	6,000.00	Other Miscellaneous Tox Revenues		Veteron & Seniar Citizen Taxes		72,550.00
Elections	1,923.95	State Aid Revenues	93,251.66	Total Taxes for Rate Computotion	3.02	11,226,528.60
General Administration (other)	370,810.44	Federal Aid Revenues		Special District Taxes		
JUDICIARY		State and Local Fiscal Assistonce Act Utilized	58,608.00	Bank Corp. Taxes		16,128.75
Municipal Courts	35,767.81	Sale of Acquired Property		Added and Omitted Taxes		63,610.67
PUBLIC SAFETY		Other Miscellaneous Revenues	460,784.42	Total Taxes Levied - ABSTRACT		11,233,717.98
Fire Protection	41,404.36	Totol	12,821,240.14	Total Taxes Billed		11,230,879.18
Police Protection	670,014.59	Prior Years Surplus Appropriated	550,000.00	1980 TAXES COLLECTED		10,885,945.01
Civil Defense & Disaster Control	1,256.23	REVENUES TOTAL	13,371,240.14	1980 Taxes Cancelled, Abated or Adjusted		9,953.66
Environmental Inspection & Control	50,168.68	Reserve For Uncollected Taxes	563,638.30	Transfer to Tax Title Liens or Foreclosed		9,070.62
Other Public Safety		CAPITAL OUTLAY TOTAL	285,031.24	Balance Outstanding Dec. 31, 1980		325,900.89
PUBLIC WORKS				PRIOR YEARS TAXES OUTSTANDING		
Streets and Drainage	337,487.34	Public Enterprises	10,243.49	Balance January 1, 1980		303,342.20
Sewers and Sewage Processing	235,027.54	Recreation—Culture	4,816.98	Collected in 1980		282,066.12
Garbage and Trash Disposal	10,130.00	Public Works	93,620.73	Cancelled, Abated or Adjusted 1980		194.19
Public Buildings and Grounds	127,876.76	Buildings and Grounds	176,250.04	Transfers to Tax Title Liens or Foreclosed		
Other Public Works	3,908.00	Library and Educotion	100.00	Balance December 31, 1980		21,081.89
HEALTH and WELFARE		Conservation		TAX TITLE LIENS OUTSTANDING		
Health Services Except Environmental	34,805.93	All Other		Balance January 1, 1980		103,780.86
Welfare-Public Assistance	3,430.00	CAPITAL DEBT AUTHORIZED, DECEMBER 31, 1980		Transfer From Taxes		9,070.62
Hospitals, Clinics, First Aid		ISSUED AND UNISSUED — GROSS DEBT — NET DEBT		Redeemed in 1980		51,716.85
Animal, Insect, & Rodent Control		School 2,217,332		Cancelled, Abated or Adjusted (1980)		20,224.78
Other Welfare Services	2,000.00	Self-liquidating 759,600 — 146,042		Transfers to Foreclosed Property		
RECREATION and CONSERVATION		Other 3,912,900 — 3,911,143		Balance December 31, 1980		40,909.85
Beaches and Boardwalks		Total 6,889,832 — 4,057,186		PROPERTY ACQUIRED BY DEED OR FORECLOSURE		
Parks, Playgrounds, Shade Trees	193,945.31	ISSUED AND OUTSTANDING		Balance January 1, 1980		35,475.00
Land Reclamation & Conservation	485.00	School	2,217,332.75	Transfers From Taxes or Liens		
Other Recreational Services	7,671.00	Self-Liquidating	281,100.00	Sale for Cash (1980)		
EDUCATION (excluding schools)		Other	3,205,950.00	Cancelled, Abated or Adjusted (1980)		
Libraries	168,800.00	Total	5,704,382.75	Balance December 31, 1980		35,475.00
Other Educational Services		EQUALIZED VALUATION BASIS		CURRENT FINANCES DECEMBER 31, 1980		
STATUTORY EXPENDITURES		FOR NET DEBT COMPUTATION	319,728,397	ASSETS		
Pensions & F. I. C. A.	183,810.76	REAL PROPERTY VALUATIONS		Cash Dec. 31, 1980		614,985.82
Employee Fringe Benefits	80,900.00	Code Class # of Parcels % VAL'N ASSESSED VALUATION		Taxes Receivable		346,991.78
Other Statutory Expenditures	5,500.00	1 Vacant Land 156 2.44 6,752,900.00		Tax Title Liens		40,000.95
CETA And Other Public Employment Programs		2 Residential 3280 65.75 181,984,700.00		Foreclosed Property		35,475.00
MUNICIPAL FUNCTIONS TOTAL	2,696,202.50	3 Farm 2 .02 50,400.00		Emergencies & Other Deferred Chorges		50,970.00
CAPITAL IMPROVEMENTS *MEMO*	16,000.00	4o Commercial 79 9.92 27,458,300.00		State and Federal Aid Receivable		1,630.00
DEBT SERVICE		4b Industrial 57 20.20 55,899,300.00		Other Receivables		19,650.70
Principal Payments	100,000.00	4c Apartments 8 1.68 4,650,600.00		Total		1,109,613.15
Interest Payments	162,824.58	Total 3582 276,796,200.00		LIABILITIES, RESERVES, AND SURPLUS		
DEFERRED CHARGES	3,600.00	Land Area 5.04 Sq. Miles		Cash Liabilities		124,191.26
SCHOOL COUNTY, SPECIAL DISTRICT TAXES	9,808,055.31	Net Valuation Taxable-Municipol 278,485,500		Reserves for Receivables		442,027.33
RESERVE FOR UNCOLLECTED TAXES	563,638.30	Net Valuation Taxable-County 319,217,727		Surplus Dec. 31, 1980		543,394.56
EXPENDITURES TOTAL	13,334,320.69	State Equolized Valuation 368,403,526		Total		1,109,613.15
		State Equalization Ratio 75.48				

0512

Population 1970 1,010
Population 1980 1,091
S & P Rating
Moody Rating

General Tax Rate Per $100. 3.11
State Equalized Tax Rate 1.71

WEST CAPE MAY BOROUGH — CAPE MAY CO.

Form of Government:
Commission (1911)
Number of Members on Governing Body 3

PER CAPITA		PER CENT	
Grass Debt	99.62	Grass Debt	.55
Net Debt	13.06	Net Debt	.07
Debt Service	9.54	Tax Levy Collected	87.52
Total Tax Levy	389.73	Tax Levy Cancelled, Abated or Adjusted	
Municipal Expenditures	220.75		

EXPENDITURES	
GENERAL GOVERNMENT	
Governing Body & Public Boards	
Municipal Clerk	
Financial Administration	8,511.15
Assessment of Taxes	3,723.05
Collection of Taxes	4,877.76
Planning, Hausing & Develapment	1,288.40
Human Resources	
Elections	1,314.51
General Administration (other)	26,123.74
JUDICIARY	
Municipal Courts	2,564.65
PUBLIC SAFETY	
Fire Protectian	3,622.35
Police Protection	39,896.94
Civil Defense & Disaster Contral	360.50
Environmental Inspectian & Control	840.65
Other Public Safety	
PUBLIC WORKS	
Streets and Drainage	22,310.62
Sewers and Sewage Pracessing	
Garbage and Trash Disposal	89.00
Public Buildings and Grounds	19,030.90
Other Public Works	
HEALTH and WELFARE	
Health Services Except Environmental	
Welfare-Public Assistance	1,800.00
Hospitals, Clinics, First Aid	
Animal, Insect, & Radent Control	
Other Welfare Services	
RECREATION and CONSERVATION	
Beaches and Boardwalks	
Parks, Playgrounds, Shade Trees	500.00
Land Reclamation & Conservation	
Other Recreational Services	151.35
EDUCATION (excluding schaals)	
Libraries	
Other Educatianal Services	
STATUTORY EXPENDITURES	
Pensions & F. I. C. A.	8,544.95
Emplayee Fringe Benefits	2,557.60
Other Statutory Expenditures	750.00
CETA And Other Public Employment Pragrams	
MUNICIPAL FUNCTIONS TOTAL	148,858.12
CAPITAL IMPROVEMENTS *MEMO*	
DEBT SERVICE	
Principal Payments	9,600.00
Interest Payments	804.73
DEFERRED CHARGES	31,613.74
SCHOOL, COUNTY, SPECIAL DISTRICT TAXES	332,625.04
RESERVE FOR UNCOLLECTED TAXES	49,967.06
EXPENDITURES TOTAL	573,468.69

REVENUES REALIZED	
1980 Property Taxes Collected	370,870.67
1980 Payments in Lieu of Taxes	
Delinquent Tax & Lien Collections	53,696.59
Business Personalty Replacement Taxes	4,803.48
Taxes from Public Utilities	50,488.00
Other Miscellaneous Tax Revenues	
State Aid Revenues	8,695.95
Federal Aid Revenues	
State and Local Fiscal Assistance Act Utilized	11,811.62
Sale of Acquired Property	
Other Miscellaneous Revenues	40,705.22
Total	541,071.53
Prior Years Surplus Appropriated	25,000.00
REVENUES TOTAL	566,071.53
Reserve For Uncollected Taxes	49,967.06

CAPITAL OUTLAY TOTAL	
Public Enterprises	
Recreation—Culture	
Public Works	
Buildings and Graunds	
Library and Education	
Conservation	
All Other	

CAPITAL DEBT AUTHORIZED, DECEMBER 31, 1980

ISSUED AND UNISSUED	GROSS DEBT	NET DEBT
School	94,437	
Self-liquidating		
Other	14,250	14,250
Total	108,687	14,250

ISSUED AND OUTSTANDING	
School	94,437.60
Self-Liquidating	
Other	13,600.00
Total	108,037.60
EQUALIZED VALUATION BASIS FOR NET DEBT COMPUTATION	19,684,339

REAL PROPERTY VALUATIONS

Code	Class	# of Parcels	% VAL'N	ASSESSED VALUATION
1	Vacant Land	220	9.20	1,215,900.00
2	Residential	583	81.87	10,823,940.00
3	Farm	23	1.91	252,700.00
4a	Commercial	25	7.02	928,700.00
4b	Industrial			
4c	Apartments			
Total		851		13,221,240.00

Land Area 1.30 Sq. Miles

Net Valuation Taxable-Municipal	13,431,340
Net Valuation Taxable-County	19,834,901
State Equalized Valuation	24,206,011
State Equalization Ratio	55.11

1980 PROPERTY TAX		
STATE EQUALIZED TAX RATE		
Local District School Taxes	.39	95,119.00
Regianal & Consolidated School Tax	.59	145,011.10
School Taxes in Municipal Budget		
County Taxes	.36	87,539.10
County Library Taxes	.02	4,956.84
Local Municipal Purpose Taxes	.35	84,617.44
Veteran & Senior Citizen Taxes		15,330.00
Total Taxes for Rate Computation	1.71	432,572.48
Special District Taxes		
Bank Carp. Taxes		1,865.74
Added and Omitted Taxes		6,087.64
Total Taxes Levied - ABSTRACT		425,196.16
Total Taxes Billed		423,770.22
1980 TAXES COLLECTED		370,870.67
1980 Taxes Cancelled, Abated or Adjusted		
Transfer to Tax Title Liens or Foreclosed		7,358.91
Balance Outstanding Dec 31, 1980		45,540.64

PRIOR YEARS TAXES OUTSTANDING	
Balance January 1, 1980	44,882.68
Collected in 1980	37,980.49
Cancelled, Abated or Adjusted 1980	
Transfers to Tax Title Liens or Foreclosed	1,679.42
Balance December 31, 1980	5,222.77
TAX TITLE LIENS OUTSTANDING	
Balance January 1, 1980	22,665.94
Transfer From Taxes	9,344.06
Redeemed in 1980	15,716.10
Cancelled, Abated or Adjusted (1980)	
Transfers to Foreclased Property	
Balance December 31, 1980	16,293.90
PROPERTY ACQUIRED BY DEED OR FORECLOSURE	
Balance January 1, 1980	8,582.00
Transfers From Taxes or Liens	
Sale for Cash (1980)	
Cancelled, Abated or Adjusted (1980)	
Balance December 31, 1980	8,582.00

CURRENT FINANCES DECEMBER 31, 1980 ASSETS	
Cash Dec. 31, 1980	230,490.27
Taxes Receivable	50,763.41
Tax Title Liens	16,293.90
Foreclased Property	8,582.00
Emergencies & Other Deferred Charges	16,831.93
State and Federal Aid Receivable	
Other Receivables	36,476.71
Total	359,438.22
LIABILITIES, RESERVES, AND SURPLUS	
Cash Liabilities	153,461.22
Reserves for Receivables	112,116.02
Surplus Dec. 31, 1980	93,860.98
Total	359,438.22

1980, 3000

0820

Population 1970 13,945
Population 1980 18,007
S & P Rating
Moody Rating A

General Tax Rate Per $100. 3.39
State Equalized Tax Rate 2.30

WEST DEPTFORD TOWNSHIP — GLOUCESTER COUNTY

Form of Government: Township Committee

Number of Members on Governing Body 5

PER CAPITA:

Gross Debt	528.69
Net Debt	166.49
Debt Service	12.48
Total Tax Levy	487.56
Municipal Expenditures	188.78

PER CENT:

Gross Debt	2.54
Net Debt	.80
Tax Levy Collected	95.55
Tax Levy Cancelled, Abated or Adjusted	.32

EXPENDITURES	
GENERAL GOVERNMENT	
Governing Body & Public Boards	
Municipal Clerk	
Financial Administration	57,747.50
Assessment of Taxes	36,440.94
Collection of Taxes	23,743.75
Planning, Housing & Development	47,421.00
Human Resources	
Elections	
General Administration (other)	362,940.75
JUDICIARY	
Municipal Courts	29,986.00
PUBLIC SAFETY	
Fire Protection	42,800.00
Police Protection	724,672.00
Civil Defense & Disaster Control	600.00
Environmental Inspection & Control	65,323.00
Other Public Safety	
PUBLIC WORKS	
Streets and Drainage	416,288.18
Sewers and Sewage Processing	
Garbage and Trash Disposal	197,068.00
Public Buildings and Grounds	78,014.00
Other Public Works	
HEALTH and WELFARE	
Health Services Except Environmental	11,606.00
Welfare-Public Assistance	11,366.00
Hospitals, Clinics, First Aid	
Animal, Insect, & Radent Control	15,573.00
Other Welfare Services	
RECREATION and CONSERVATION	
Beaches and Boardwalks	
Parks, Playgrounds, Shade Trees	
Land Reclamation & Conservation	2,500.00
Other Recreational Services	57,666.00
EDUCATION (excluding schools)	
Libraries	81,962.86
Other Educational Services	
STATUTORY EXPENDITURES	
Pensions & F. I. C. A.	179,400.00
Employee Fringe Benefits	
Other Statutory Expenditures	6,900.00
CETA And Other Public Employment Programs	248,750.52
MUNICIPAL FUNCTIONS TOTAL	2,698,769.50
CAPITAL IMPROVEMENTS *MEMO*	40,500.00
DEBT SERVICE	
Principal Payments	105,000.00
Interest Payments	119,617.00
DEFERRED CHARGES	131,666.67
SCHOOL, COUNTY, SPECIAL DISTRICT TAXES	8,271,367.22
RESERVE FOR UNCOLLECTED TAXES	343,407.56
EXPENDITURES TOTAL	11,669,827.95

REVENUES-REALIZED		
1980 Property Taxes Collected		8,373,670.24
1980 Payments in Lieu of Taxes		
Delinquent Tax & Lien Collections		279,003.94
Business Personalty Replacement Taxes		407,630.36
Taxes from Public Utilities		664,007.00
Other Miscellaneous Tax Revenues		
State Aid Revenues		102,975.13
Federal Aid Revenues		214,368.71
State and Local Fiscal Assistance Act Utilized		140,970.00
Sale of Acquired Property		
Other Miscellaneous Revenues		801,089.39
	Total	10,983,714.77
Prior Years Surplus Appropriated		888,744.82
REVENUES	TOTAL	11,872,459.59
Reserve For Uncollected Taxes		343,407.56
CAPITAL OUTLAY	TOTAL	796,197.65
Public Enterprises		198,384.13
Recreation—Culture		
Public Works		597,813.52
Buildings and Grounds		
Library and Education		
Conservation		
All Other		

CAPITAL DEBT AUTHORIZED, DECEMBER 31, 1980

ISSUED AND UNISSUED	GROSS DEBT	NET DEBT
School	1,918,000	
Self-liquidating	4,602,400	
Other	2,997,100	2,997,100
Total	9,517,500	2,997,100

ISSUED AND OUTSTANDING	
Schaal	1,918,000.00
Self-Liquidating	4,222,400.00
Other	2,997,100.00
Total	9,137,500.00
EQUALIZED VALUATION BASIS FOR NET DEBT COMPUTATION	374,435,801

REAL PROPERTY VALUATIONS

Code	Class	# of Parcels	% VAL'N	ASSESSED VALUATION
1	Vacant Land	730	7.30	19,137,350.00
2	Residential	4311	35.20	92,264,850.00
3	Farm	136	1.23	3,215,300.00
4a	Commercial	210	21.95	57,530,950.00
4b	Industrial	7	27.08	70,975,200.00
4c	Apartments	9	7.24	18,974,500.00
Total		5403		262,098,150.00

Land Area 16.18 Sq. Miles

Net Valuation Taxable-Municipal	254,880,862
Net Valuation Taxable-County	387,368,709
State Equalized Valuation	386,623,933
State Equalization Ratio	68.06

1980 PROPERTY TAX		
STATE EQUALIZED TAX RATE		
Local District School Taxes	1.58	5,901,863.00
Regional & Consolidated School Tax		
School Taxes in Municipal Budget		
County Taxes	.63	2,369,504.22
County Library Taxes		
Local Municipal Purpose Taxes	.10	356,833.00
Veteran & Senior Citizen Taxes		122,410.00
Total Taxes for Rate Computation	2.31	8,750,610.22
Special District Taxes		
Bank Corp. Taxes		13,775.15
Added and Omitted Taxes		135,066.42
Total Taxes Levied - ABSTRACT		8,777,041.79
Total Taxes Billed		8,763,266.64
1980 TAXES COLLECTED		8,373,670.24
1980 Taxes Cancelled, Abated or Adjusted		27,742.79
Transfer to Tax Title Liens or Foreclosed		37,932.65
Balance Outstanding Dec. 31, 1980		323,920.96
PRIOR YEARS TAXES OUTSTANDING		
Balance January 1, 1980		254,742.47
Collected in 1980		215,875.17
Cancelled, Abated or Adjusted 1980		16,817.73
Transfers to Tax Title Liens or Foreclosed		11,761.71
Balance December 31, 1980		10,287.86
TAX TITLE LIENS OUTSTANDING		
Balance January 1, 1980		47,869.37
Transfer From Taxes		50,093.43
Redeemed in 1980		63,128.77
Cancelled, Abated or Adjusted (1980)		
Transfers to Foreclosed Property		
Balance December 31, 1980		34,834.03
PROPERTY ACQUIRED BY DEED OR FORECLOSURE		
Balance January 1, 1980		150,109.32
Transfers From Taxes or Liens		
Sale for Cash (1980)		
Cancelled, Abated or Adjusted (1980)		
Balance December 31, 1980		150,109.32

CURRENT FINANCES DECEMBER 31, 1980

ASSETS	
Cash Dec. 31, 1980	4,441,008.19
Taxes Receivable	334,208.82
Tax Title Liens	34,834.03
Foreclosed Property	150,109.32
Emergencies & Other Deferred Charges	28,666.66
State and Federal Aid Receivable	
Other Receivables	40,417.75
Total	5,029,244.77
LIABILITIES, RESERVES, AND SURPLUS	
Cash Liabilities	3,592,813.74
Reserves for Receivables	559,569.92
Surplus Dec. 31, 1980	876,861.11
Total	5,029,244.77

1353

Population 1970 6,850
Population 1980 7,360
S & P Rating
Moody Rating A-1

Generol Tox Rote Per $100. 3.37
Stote Equolized Tox Rote 2.26

WEST LONG BRANCH BOROUGH — MONMOUTH COUNTY

Form of Government:
Borough Council
Number of Members on Governing Body 6

PER CAPITA		PER CENT	
Gross Debt	236.81	Gross Debt	1.23
Net Debt	176.66	Net Debt	.92
Debt Service	13.85	Tox Levy Collected	97.15
Total Tox Levy	511.49	Tax Levy Concelled, Abated or Adjusted	.03
Municipol Expenditures	199.93		

EXPENDITURES	
GENERAL GOVERNMENT	
Governing Body & Public Boords	
Municipol Clerk	
Finonciol Administrotion	4,850.00
Assessment of Toxes	13,568.97
Collection of Toxes	38,725.17
Plonning, Housing & Development	8,248.27
Humon Resources	
Elections	
Generol Administrotion (other)	158,672.32
JUDICIARY	
Municipol Courts	19,267.46
PUBLIC SAFETY	
Fire Protection	64,861.93
Police Protection	398,574.92
Civil Defense & Disoster Control	553.92
Environmentol Inspection & Control	2,800.00
Other Public Sofety	
PUBLIC WORKS	
Streets ond Droinoge	209,070.42
Sewers ond Sewoge Processing	
Gorboge and Trosh Disposal	68,773.73
Public Buildings ond Grounds	32,300.00
Other Public Works	
HEALTH and WELFARE	
Heolth Services Except Environmentol	17,625.00
Welfore-Public Assistonce	200.00
Hospitols, Clinics, First Aid	
Animol, Insect, & Rodent Control	
Other Welfore Services	
RECREATION ond CONSERVATION	
Beoches ond Boordwalks	
Porks, Ploygrounds, Shode Trees	600.00
Lond Reclomotion & Conservation	500.00
Other Recreotionol Services	19,452.00
EDUCATION (excluding schools)	
Librories	37,157.50
Other Educotionol Services	182.54
STATUTORY EXPENDITURES	
Pensions & F. I. C. A.	76,562.48
Employee Fringe Benefits	22,620.00
Other Stotutory Expenditures	4,605.00
CETA And Other Public Employment Programs	32,000.00
MUNICIPAL FUNCTIONS TOTAL	1,231,781.63
CAPITAL IMPROVEMENTS *MEMO*	11,000.00
DEBT SERVICE	
Principal Payments	35,850.00
Interest Poyments	66,336.60
DEFERRED CHARGES	1,520.00
SCHOOL, COUNTY, SPECIAL DISTRICT TAXES	3,239,587.41
RESERVE FOR UNCOLLECTED TAXES	139,997.77
EXPENDITURES TOTAL	4,715,073.41

REVENUES-REALIZED		
1980 Property Toxes Collected		3,665,009.34
1980 Poyments in Lieu of Toxes		
Delinquent Tax & Lien Collections		102,248.05
Business Personolty Replocement Toxes		125,630.92
Toxes from Public Utilities		309,958.00
Other Miscelloneous Tox Revenues		42,000.00
Stote Aid Revenues		57,851.35
Federol Aid Revenues		30,105.00
Stote ond Locol Fiscol Assistonce Act Utilized		55,682.55
Sole of Acquired Property		
Other Miscellaneous Revenues		182,624.01
	Total	4,572,109.26
Prior Yeors Surplus Appropriated		239,000.00
REVENUES	TOTAL	4,811,109.26
Reserve For Uncollected Toxes		139,997.77
CAPITAL OUTLAY	TOTAL	405,469.63
Public Enterprises		
Recreotion—Culture		
Public Works		122,617.56
Buildings ond Grounds		262,732.07
Library ond Educotion		20,120.00
Conservation		
All Other		

CAPITAL DEBT AUTHORIZED, DECEMBER 31, 1980

ISSUED AND UNISSUED	GROSS DEBT	NET DEBT
School	443,974	
Self-liquidoting		
Other	1,303,720	1,303,720
Total	1,747,694	1,303,720
ISSUED AND OUTSTANDING		
School		443,974.36
Self-Liquidoting		
Other		1,285,706.70
Total		1,729,681.06
EQUALIZED VALUATION BASIS FOR NET DEBT COMPUTATION		142,125,441

REAL PROPERTY VALUATIONS

Code	Closs	# of Parcels	% VAL'N	ASSESSED VALUATION
1	Vocant Lond	217	3.05	3,360,800.00
2	Residential	1933	80.73	89,102,830.00
3	Form	19	.31	331,920.00
4o	Commercial	76	11.63	12,835,250.00
4b	Industriol	1	4.02	4,435,000.00
4c	Aportments	2	.28	304,500.00
Total		2248		110,370,300.00

Lond Areo	2.83 Sq. Miles	
Net Voluotion Taxoble-Municipal		111,380,683
Net Valuation Taxable-County		149,707,676
State Equalized Valuation		165,227,464
Stote Equolizotion Ratio		67.21

1980 PROPERTY TAX		
STATE EQUALIZED TAX RATE		
Local District School Toxes	.81	1,346,961.50
Regionol & Consolidoted School Tox	.62	1,024,997.31
School Toxes in Municipol Budget		
County Toxes	.50	834,122.56
County Librory Toxes	.02	31,505.04
Locol Municipol Purpose Toxes	.31	509,518.00
Veteran & Senior Citizen Taxes		48,210.00
Total Taxes for Rote Computotion	2.26	3,797,315.41
Speciol District Toxes		
Bank Corp. Taxes		2,201.06
Added and Omitted Toxes		23,524.56
Totol Toxes Levied - ABSTRACT		3,774,831.03
Totol Toxes Billed		3,772,629.97
1980 TAXES COLLECTED		3,665,009.34
1980 Toxes Cancelled, Aboted or Adjusted		1,080.70
Transfer to Tox Title Liens or Foreclosed		
Bolonce Outstanding Dec. 31, 1980		106,539.03
PRIOR YEARS TAXES OUTSTANDING		
Bolonce Jonuory 1, 1980		101,692.40
Collected in 1980		99,570.56
Cancelled, Aboted or Adjusted 1980		1,120.42
Transfers to Tox Title Liens or Foreclosed		
Bolonce December 31, 1980		1,001.42
TAX TITLE LIENS OUTSTANDING		
Bolonce Jonuory 1, 1980		2,950.65
Transfer From Toxes		
Redeemed in 1980		2,677.53
Cancelled, Aboted or Adjusted (1980)		
Transfers to Foreclosed Property		
Bolonce December 31, 1980		273.12
PROPERTY ACQUIRED BY DEED OR FORECLOSURE		
Bolonce Jonuory 1, 1980		44,275.00
Transfers From Toxes or Liens		
Sole for Cosh (1980)		
Concelled, Aboted or Adjusted (1980)		
Bolonce December 31, 1980		44,275.00
CURRENT FINANCES DECEMBER 31, 1980		
ASSETS		
Cosh Dec. 31, 1980		375,017.25
Taxes Receivable		107,541.35
Tox Title Liens		273.12
Foreclosed Property		44,275.00
Emergencies & Other Deferred Charges		7,709.00
Stote and Federol Aid Receivable		46,545.91
Other Receivobles		41,462.89
Totol		622,824.61
LIABILITIES, RESERVES, AND SURPLUS		
Cash Liobilities		161,464.23
Reserves for Receivobles		193,552.35
Surplus Dec. 31, 1980		267,808.03
Total		622,824.61

1615

Popolution 1970 17,365
Popolution 1980 22,750
S & P Roting
Moody Roting BAA-1

General Tox Rate Per $100. 5.23
Stote Equalized Tox Rote 2.74

WEST MILFORD TOWNSHIP — PASSAIC COUNTY

Form of Government:
Council-Manager Plan D (OMCL50)
Number of Members on Governing Body 5

PER CAPITA:		PER CENT:	
Gross Debt	568.45	Grass Debt	2.89
Net Debt	142.90	Net Debt	.73
Debt Service	4.96	Tox Levy Collected	95.05
Totol Tox Levy	627.87	Tox Levy Concelled, Aboted or Adjusted	.65
Municipol Expenditures	284.26		

EXPENDITURES

GENERAL GOVERNMENT	
Governing Bady & Public Boords	16,500.00
Municipol Clerk	122,702.00
Finonciol Administrotion	81,508.00
Assessment of Toxes	69,478.00
Collectian of Toxes	86,135.00
Plonning, Housing & Development	97,493.00
Human Resources	5,078.94
Elections	9,290.00
General Administrotion (other)	459,776.00
JUDICIARY	
Municipol Courts	56,263.00
PUBLIC SAFETY	
Fire Protection	163,155.00
Police Protection	1,103,589.00
Civil Defense & Disaster Contral	
Environmentol Inspection & Contral	77,387.00
Other Public Sofety	
PUBLIC WORKS	
Streets and Droinoge	1,429,504.78
Sewers and Sewage Processing	
Gorboge and Trosh Dispasal	551,000.00
Public Buildings and Grounds	9,700.00
Other Public Works	147,634.00
HEALTH and WELFARE	
Health Services Except Environmentol	95,041.88
Welfare-Public Assistonce	18,413.00
Hospitols, Clinics, First Aid	400.00
Animol, Insect, & Rodent Contral	
Other Welfare Services	
RECREATION and CONSERVATION	
Beaches and Boardwalks	
Parks, Playgrounds, Shade Trees	
Land Reclomotian & Conservotian	111,727.00
Other Recreotionol Services	212,596.80
EDUCATION (excluding schools)	
Libraries	65,000.00
Other Educotionol Services	
STATUTORY EXPENDITURES	
Pensions & F I C A	329,394.43
Employee Fringe Benefits	109,500.00
Other Statutory Expenditures	10,000.00
CETA And Other Public Employment Pragroms	68,423.00
MUNICIPAL FUNCTIONS TOTAL	5,507,089.83
CAPITAL IMPROVEMENTS *MEMO*	25,000.00
DEBT SERVICE	
Principol Payments	30,000.00
Interest Payments	82,787.34
DEFERRED CHARGES	54,603.62
SCHOOL, COUNTY, SPECIAL DISTRICT TAXES	11,654,485.59
RESERVE FOR UNCOLLECTED TAXES	792,400.00
EXPENDITURES TOTAL	18,121,366.39

REVENUES-REALIZED

1980 Property Toxes Collected		13,572,423.78
1980 Poyments in Lieu of Toxes		
Delinquent Tox & Lien Collections		539,997.75
Business Persanolty Replacement Taxes		126,110.88
Toxes from Public Utilities		966,565.00
Other Miscellaneous Tox Revenues		88,000.00
State Aid Revenues		246,811.34
Federol Aid Revenues		47,945.13
State ond Locol Fiscol Assistonce Act Utilized		722,527.62
Sale of Acquired Property		43,712.03
Other Miscellaneous Revenues		610,213.12
	Totol	16,964,306.65
Prior Yeors Surplus Appropriated		640,000.00
REVENUES	TOTAL	17,604,306.65
Reserve For Uncollected Toxes		792,400.00

CAPITAL OUTLAY — TOTAL 2,237,651.26

Public Enterprises	
Recreotion—Culture	
Public Works	2,225,529.87
Buildings and Grounds	12,121.39
Library and Educotion	
Conservotion	
All Other	

CAPITAL DEBT AUTHORIZED, DECEMBER 31, 1980

ISSUED AND UNISSUED	GROSS DEBT	NET DEBT
School	9,543,000	
Self-liquidoting		
Other	3,389,200	3,251,008
Totol	12,932,200	3,251,008

ISSUED AND OUTSTANDING	
Schaal	9,543,000.00
Self-Liquidoting	
Other	3,080,000.00
Totol	12,623,000.00
EQUALIZED VALUATION BASIS FOR NET DEBT COMPUTATION	448,126,641

REAL PROPERTY VALUATIONS

Code	Closs	# of Porcels	% VAL'N	ASSESSED VALUATION
1	Vocont Land	4221	15.35	40,925,300.00
2	Residentiol	7705	74.49	198,541,000.00
3	Farm	134	.95	2,515,900.00
4o	Commercial	274	7.66	20,411,600.00
4b	Industriol	26	1.45	3,861,100.00
4c	Apartments	2	.11	287,000.00
Totol		12362		266,541,900.00

Land Area 78.30 Sq. Miles

Net Voluotian Toxoble-Municipol	271,156,623
Net Valuation Toxoble-Caunty	478,422,934
Stote Equolized Voluotian	512,759,252
Stote Equolizotian Ratio	52.45

1980 PROPERTY TAX

STATE EQUALIZED TAX RATE →		
Locol District Schaal Taxes	1.65	8,554,385.45
Regionol & Consolidoted School Tax		
School Taxes in Municipol Budget		
County Taxes	.60	3,100,100.14
County Library Taxes		
Locol Municipal Purpose Taxes	.49	2,523,000.00
Veteron & Seniar Citizen Taxes		139,120.00
Totol Taxes for Rate Computotion	2.74	14,316,605.59
Special District Taxes		
Bonk Corp. Taxes		8,696.95
Added and Omitted Taxes		97,772.86
Total Taxes Levied - ABSTRACT		14,283,955.40
Totol Taxes Billed		14,279,264.24
1980 TAXES COLLECTED		13,572,423.78
1980 Taxes Concelled, Aboted ar Adjusted		93,206.23
Transfer to Tax Title Liens or Foreclosed		62,989.93
Balonce Outstonding Dec. 31, 1980		550,644.30

PRIOR YEARS TAXES OUTSTANDING

Balonce Jonuory 1, 1980	500,629.23
Collected in 1980	454,633.69
Concelled, Aboted or Adjusted 1980	5,098.36
Transfers to Tax Title Liens or Foreclosed	38,901.88
Balonce December 31, 1980	1,995.30

TAX TITLE LIENS OUTSTANDING

Balonce Jonuory 1, 1980	333,159.45
Transfer From Taxes	104,478.47
Redeemed in 1980	85,364.06
Concelled, Aboted or Adjusted (1980)	
Transfers to Foreclosed Praperty	235,273.57
Balonce December 31, 1980	116,900.29

PROPERTY ACQUIRED BY DEED OR FORECLOSURE

Balonce Jonuory 1, 1980	1,007,870.60
Transfers From Taxes or Liens Sole for Cash (1980)	240,604.40
Concelled, Aboted ar Adjusted (1980)	267,572.00
Balonce December 31, 1980	980,902.00

CURRENT FINANCES DECEMBER 31, 1980

ASSETS

Cash Dec. 31, 1980	1,739,039.70
Taxes Receivable	552,639.60
Tax Title Liens	116,900.29
Foreclosed Praperty	980,902.00
Emergencies & Other Deferred Charges	54,900.00
State ond Federol Aid Receivable	104,836.95
Other Receivables	53,209.99
Total	3,602,018.53

LIABILITIES, RESERVES, AND SURPLUS

Cash Liabilities	819,060.64
Reserves for Receivables	1,693,541.98
Surplus Dec. 31, 1980	1,089,416.01
Totol	3,602,018.53

0912

Population 1970 40,670
Papulation 1980 39,194
S & P Rating
Moody Rating PAA

General Tax Rate Per $100. 8.34
State Equalized Tax Rate 5.54

WEST NEW YORK TOWN — HUDSON COUNTY

Form of Government:
Commission (1911)
Number of Members on Governing Body 5

PER CAPITA		PER CENT	
Gross Debt	317.92	Gross Debt	4.81
Net Debt	111.23	Net Debt	1.69
Debt Service	27.19	Tax Levy Collected	92.59
Total Tax Levy	392.09	Tax Levy Cancelled, Abated or Adjusted	1.49
Municipal Expenditures	379.85		

EXPENDITURES	
GENERAL GOVERNMENT	
Gaverning Body & Public Boards	
Municipal Clerk	65,809.00
Financial Administratian	154,225.00
Assessment of Taxes	70,548.00
Collection of Taxes	38,152.00
Planning, Housing & Develapment	39,578.00
Human Resaurces	555,123.00
Elections	10,600.00
General Administratian (other)	992,575.92
JUDICIARY	
Municipal Courts	88,916.00
PUBLIC SAFETY	
Fire Protection	2,533,757.00
Police Pratectian	2,242,135.00
Civil Defense & Disaster Cantral	9,557.00
Enviranmental Inspectian & Control	98,705.00
Other Public Safety	
PUBLIC WORKS	
Streets and Drainage	1,009,744.00
Sewers and Sewage Pracessing	216,500.00
Garbage and Trash Dispasal	367,500.00
Public Buildings and Graunds	196,258.00
Other Public Works	
HEALTH and WELFARE	
Health Services Except Enviranmental	225,959.00
Welfare-Public Assistance	42,164.00
Haspitals, Clinics, First Aid	
Animal, Insect, & Rodent Cantral	1,500.00
Other Welfare Services	
RECREATION and CONSERVATION	
•Beaches and Baardwalks	
Parks, Playgrounds, Shade Trees	305,651.00
Land Reclamatian & Canservatian	
Other Recreational Services	234,512.00
EDUCATION (excluding schaals)	
Libraries	109,596.00
Other Educatianal Services	
STATUTORY EXPENDITURES	
Pensions & F. I. C. A.	1,226,552.68
Employee Fringe Benefits	477,425.00
Other Statutary Expenditures	40,000.00
CETA And Other Public Emplayment Programs	646,064.00
MUNICIPAL FUNCTIONS TOTAL	11,989,106.60
CAPITAL IMPROVEMENTS *MEMO*	
DEBT SERVICE	
Principal Payments	697,000.00
Interest Payments	368,842.00
TYPE I SCHL DEBT *MEMO	681,640.00
DEFERRED CHARGES	413,243.84
SCHOOL, COUNTY, SPECIAL DISTRICT TAXES	8,900,869.67
RESERVE FOR UNCOLLECTED TAXES	1,419,700.00
EXPENDITURES TOTAL	23,788,762.11

REVENUES-REALIZED		
1980 Property Taxes Collected		14,210,501.39
1980 Payments in Lieu of Taxes		898,930.67
Delinquent Tax & Lien Collectians		739,488.71
Business Personalty Replacement Taxes		963,046.20
Taxes from Public Utilities		804,364.34
Other Miscellaneaus Tax Revenues		
State Aid Revenues		1,692,178.61
Federal Aid Revenues		360,259.42
State and Local Fiscal Assistance Act Utilized		732,081.00
Sale af Acquired Praperty		
Other Miscellaneous Revenues		924,083.49
	Total	21,324,932.83
Prior Years Surplus Appropriated		1,180,000.00
REVENUES	TOTAL	22,504,932.83
Reserve For Uncollected Taxes		1,419,700.00
CAPITAL OUTLAY	TOTAL	300,565.95
Public Enterprises		
Recreatian—Culture		5,248.23
Public Warks		30,676.85
Buildings and Grounds		252,156.76
Library and Education		12,484.11
Canservation		
All Other		

CAPITAL DEBT AUTHORIZED, DECEMBER 31, 1980

ISSUED AND UNISSUED	GROSS DEBT	NET DEBT
Schaal	8,101,000	
Self-liquidating		
Other	4,359,687	4,359,687
Total	12,460,687	4,359,687
ISSUED AND OUTSTANDING		
School		4,402,000.00
Self-Liquidating		
Other		2,830,000.00
Total		7,232,000.00
EQUALIZED VALUATION BASIS FOR NET DEBT COMPUTATION		259,219,040

REAL PROPERTY VALUATIONS

Cade	Class	# of Parcels	% VAL'N	ASSESSED VALUATION
1	Vacant Land	83	1.17	2,128,200.00
2	Residential	2607	33.69	61,348,804.00
3	Farm			
4a	Commercial	767	22.82	41,550,360.00
4b	Industrial	248	11.03	20,082,900.00
4c	Apartments	464	31.30	57,007,140.00
Total		4169		182,117,404.00

Land Area .90 Sq. Miles

Net Valuatian Taxable-Municipal	183,844,164
Net Valuatian Taxable-Caunty	272,378,453
State Equalized Valuatian	275,457,958
State Equalizatian Ratia	66.54

1980 PROPERTY TAX		
STATE EQUALIZED TAX RATE		
Local District School Taxes	1.99	5,510,893.83
Regional & Consolidated School Tax		
School Taxes in Municipal Budget	.09	242,420.00
Caunty Taxes	1.14	* 3,147,555.84
County Library Taxes		
Local Municipal Purpose Taxes	2.33	6,423,963.66
Veteran & Senior Citizen Taxes		97,470.00
Total Taxes for Rate Computation	5.55	15,422,303.33
Special District Taxes		
Bank Carp. Taxes		19,534.25
Added and Omitted Taxes		23,040.53
Tatal Taxes Levied - ABSTRACT		15,367,417.11
Total Taxes Billed		15,349,673.08
1980 TAXES COLLECTED		14,210,501.39
1980 Taxes Cancelled, Abated or Adjusted		228,891.10
Transfer to Tax Title Liens or Foreclased		102,920.45
Balance Outstanding Dec. 31, 1980		807,360.14
PRIOR YEARS TAXES OUTSTANDING		
Balance January 1, 1980		799,825.87
Collected in 1980		641,317.63
Cancelled, Abated ar Adjusted 1980		5,720.20
Transfers to Tax Title Liens or Foreclosed		41,182.71
Balance December 31, 1980		111,605.33
TAX TITLE LIENS OUTSTANDING		
Balance January 1, 1980		169,823.50
Transfer From Taxes		159,324.61
Redeemed in 1980		98,171.08
Cancelled, Abated ar Adjusted (1980)		
Transfers to Foreclased Property		
Balance December 31, 1980		230,977.03
PROPERTY ACQUIRED BY DEED OR FORECLOSURE		
Balance January 1, 1980		2,100.00
Transfers From Taxes ar Liens		
Sale for Cash (1980)		
Cancelled, Abated or Adjusted (1980)		
Balance December 31, 1980		2,100.00

CURRENT FINANCES DECEMBER 31, 1980

ASSETS	
Cash Dec. 31, 1980	3,692,979.97
Taxes Receivable	918,965.47
Tax Title Liens	230,977.03
Foreclosed Praperty	2,100.00
Emergencies & Other Deferred Charges	106,822.50
State and Federal Aid Receivable	339,552.03
Other Receivables	167,512.09
Total	5,458,909.09
LIABILITIES, RESERVES, AND SURPLUS	
Cash Liabilities	1,593,378.73
Reserves for Receivables	1,319,554.59
Surplus Dec. 31, 1980	2,545,975.77
Total	5,458,909.09

1980/3000

* ABOVE DEBT SERVICE INCLUDES TYPE I SCHOOL DEBT

*Includes County Health Service Taxes or County Vocational School Taxes. See Table 13, pgs. 675, 676.

0722

Population 1970 43,750
Papulation 1980 39,510
S & P Rating
Maody Rating A-1

General Tax Rate Per $100. 7.10
State Equalized Tax Rate 3.68

WEST ORANGE TOWNSHIP — ESSEX COUNTY

Form of Government:
Mayor-Council Plan B (OMCL50)
Number of Members on Governing Body 5

PER CAPITA:		PER CENT:	
Grass Debt	271.21	Grass Debt	1.45
Net Debt	158.46	Net Debt	.85
Debt Service	16.55	Tax Levy Collected	97.47
Total Tax Levy	816.05	Tax Levy Cancelled, Abated ar Adjusted	.13
Municipal Expenditures	357.96		

EXPENDITURES	
GENERAL GOVERNMENT	
Governing Body & Public Baards	151,383.00
Municipal Clerk	58,022.00
Financial Administratian	117,703.00
Assessment of Taxes	83,409.00
Collectian af Taxes	91,823.00
Planning, Hausing & Develapment	18,200.00
Human Resaurces	287,862.96
Electians	26,500.00
General Administratian (ather)	1,581,015.00
JUDICIARY	
Municipal Courts	80,785.00
PUBLIC SAFETY	
Fire Protectian	2,015,022.00
Palice Protectian	2,358,403.00
Civil Defense & Disaster Contral	7,900.00
Environmental Inspectian & Cantral	119,048.00
Other Public Safety	
PUBLIC WORKS	
Streets and Drainage	439,644.44
Sewers and Sewage Processing	233,459.00
Garbage and Trash Dispasal	637,143.00
Public Buildings and Graunds	33,475.00
Other Public Works	1,178,872.00
HEALTH and WELFARE	
Health Services Except Enviranmental	251,994.50
Welfare-Public Assistance	30,436.00
Hospitals, Clinics, First Aid	43,262.00
Animal, Insect, & Rodent Cantral	25,455.00
Other Welfare Services	10,926.00
RECREATION and CONSERVATION	
Beaches and Baardwalks	
Parks, Playgraunds, Shade Trees	391,032.00
Land Reclamatian & Canservation	700.00
Other Recreational Services	70,065.00
EDUCATION (excluding schaals)	
Libraries	500,000.00
Other Educational Services	
STATUTORY EXPENDITURES	
Pensions & F. I. C. A.	1,234,621.00
Employee Fringe Benefits	
Other Statutory Expenditures	20,000.00
CETA And Other Public Emplayment Programs	
MUNICIPAL FUNCTIONS TOTAL	12,098,060.90
CAPITAL IMPROVEMENTS *MEMO*	40,000.00
DEBT SERVICE	
Principal Payments	282,500.00
Interest Payments	371,407.58
DEFERRED CHARGES	32,827.50
SCHOOL, COUNTY, SPECIAL DISTRICT TAXES	24,576,648.83
RESERVE FOR UNCOLLECTED TAXES	1,358,071.92
EXPENDITURES TOTAL	38,719,516.73

REVENUES-REALIZED		
1980 Property Taxes Collected		31,431,012.16
1980 Payments in Lieu of Taxes		37,584.34
Delinquent Tax & Lien Collectians		615,018.45
Business Persanalty Replacement Taxes		686,421.12
Taxes from Public Utilities		2,215,547.00
Other Miscellaneaus Tax Revenues		40,000.00
State Aid Revenues		688,830.99
Federal Aid Revenues		
State and Local Fiscal Assistance Act Utilized		244,425.96
Sale af Acquired Praperty		94,107.94
Other' Miscellaneous Revenues		1,722,493.23
	Total	37,775,441.19
Prior Years Surplus Appraprieted		1,135,892.06
REVENUES	TOTAL	38,911,333.25
Reserve For Uncallected Taxes		1,358,071.92
CAPITAL OUTLAY	TOTAL	364,556.92
Public Enterprises		
Recreation—Culture		7,541.81
Public Warks		304,777.03
Buildings and Graunds		43,233.74
Library and Educatian		9,004.34
Conservatian		
All Other		

CAPITAL DEBT AUTHORIZED, DECEMBER 31, 1980

ISSUED AND UNISSUED	GROSS DEBT	NET DEBT
School	4,381,000	
Self-liquidating	80,000	80,000
Other	6,254,511	6,180,592
Total	10,715,511	6,260,592

ISSUED AND OUTSTANDING	
School	4,381,000.00
Self-Liquidating	80,000.00
Other	5,378,100.00
Total	9,839,100.00
EQUALIZED VALUATION BASIS FOR NET DEBT COMPUTATION	738,851,259

REAL PROPERTY VALUATIONS

Cade	Class	# of Parcels	% VAL'N	ASSESSED VALUATION
1	Vacant Land	736	4.09	18,262,500.00
2	Residential	10097	73.13	326,155,200.00
3	Farm	2	.01	69,200.00
4a	Commercial	378	14.63	65,262,500.00
4b	Industrial	55	2.13	9,506,100.00
4c	Apartments	45	6.00	26,753,400.00
Total		11313		446,008,900.00

Land Area 12.10 Sq. Miles

Net Valuatian Taxable-Municipal	452,416,000
Net Valuatian Taxable-County	749,246,922
State Equalized Valuation	865,603,594
State Equalizatian Ratio	51.91

1980 PROPERTY TAX		
STATE EQUALIZED TAX RATE		
Local District School Taxes	1.70	14,838,094.00
Regianal & Cansolidated School Tax		
School Taxes in Municipal Budget		
Canty Taxes	1.12	9,738,554.83
Canty Library Taxes		
Local Municipal Purpose Taxes	.86	7,502,112.05
Veteran & Senior Citizen Taxes		257,290.00
Total Taxes for Rate Computation	3.68	32,336,050.88
Special District Taxes		
Bank Carp. Taxes		38,140.61
Added and Omitted Taxes		125,194.31
Total Taxes Levied - ABSTRACT		32,242,095.80
Total Taxes Billed		32,246,730.31
1980 TAXES COLLECTED		31,431,012.16
1980 Taxes Cancelled, Abated ar Adjusted		42,777.20
Transfer to Tax Title Liens ar Foreclased		15,882.70
Balance Outstanding Dec. 31, 1980		757,058.25
PRIOR YEARS TAXES OUTSTANDING		
Balance January 1, 1980		1,112,132.15
Collected in 1980		501,116.12
Cancelled, Abated or Adjusted 1980		87,671.24
Transfers to Tax Title Liens ar Fareclased		6,304.26
Balance December 31, 1980		517,040.53
TAX TITLE LIENS OUTSTANDING		
Balance January 1, 1980		129,411.67
Transfer From Taxes		21,344.83
Redeemed in 1980		113,902.33
Cancelled, Abated ar Adjusted (1980)		3,400.00
Transfers to Foreclosed Praperty		5,298.16
Balance December 31, 1980		28,156.01
PROPERTY ACQUIRED BY DEED OR FORECLOSURE		
Balance January 1, 1980		1,461,617.74
Transfers From Taxes or Liens		7,435.26
Sale for Cash (1980)		82,275.00
Cancelled, Abated or Adjusted (1980)		100,300.00
Balance December 31, 1980		1,286,478.00

CURRENT FINANCES DECEMBER 31, 1980 ASSETS	
Cash Dec. 31, 1980	6,524,978.76
Taxes Receivable	1,274,098.78
Tax Title Liens	28,156.01
Foreclosed Praperty	1,286,478.00
Emergencies & Other Deferred Charges	74,962.94
State and Federal Aid Receivable	45,097.53
Other Receivables	278,249.51
Total	9,511,921.53
LIABILITIES, RESERVES, AND SURPLUS	
Cash Liabilities	2,020,889.23
Reserves far Receivables	2,788,906.99
Surplus Dec. 31, 1980	4,702,125.31
Total	9,511,921.53

1616

Population 1970 11,725
Population 1980 11,293
S & P Rating
Moody Rating A

General Tax Rate Per $100. 4.45
State Equalized Tax Rate 2.29

WEST PATERSON BOROUGH – PASSAIC CO.

Form of Government:
Small Municipality Plan C (OMCL50)
Number of Members on Governing Body 7

PER CAPITA		PER CENT:	
Gross Debt	495.42	Gross Debt	2.42
Net Debt	344.65	Net Debt	1.69
Debt Service	30.11	Tax Levy Collected	99.41
Total Tax Levy	514.34	Tax Levy Cancelled, Abated or Adjusted	
Municipal Expenditures	191.31		

EXPENDITURES	
GENERAL GOVERNMENT	
Governing Body & Public Boards	15,000.00
Municipal Clerk	
Financial Administration	16,250.00
Assessment of Taxes	10,093.00
Collection of Taxes	22,527.47
Planning, Housing & Development	9,213.66
Human Resources	
Elections	2,666.70
General Administration (other)	221,198.81
JUDICIARY	
Municipal Courts	14,115.02
PUBLIC SAFETY	
Fire Protection	59,825.37
Police Protection	407,249.84
Civil Defense & Disaster Control	1,000.00
Environmental Inspection & Control	31,511.29
Other Public Safety	
PUBLIC WORKS	
Streets and Drainage	133,037.07
Sewers and Sewage Processing	135,425.62
Garbage and Trash Disposal	194,990.25
Public Buildings and Grounds	41,230.09
Other Public Works	71,833.62
HEALTH and WELFARE	
Health Services Except Environmental	22,982.01
Welfare-Public Assistance	2,844.49
Hospitals, Clinics, First Aid	
Animal, Insect, & Rodent Control	
Other Welfare Services	
RECREATION and CONSERVATION	
Beaches and Boardwalks	
Parks, Playgrounds, Shade Trees	23,032.82
Land Reclamation & Conservation	
Other Recreational Services	5,196.26
EDUCATION (excluding schools)	
Libraries	49,990.20
Other Educational Services	
STATUTORY EXPENDITURES	
Pensions & F. I. C. A.	66,694.31
Employee Fringe Benefits	29,437.43
Other Statutory Expenditures	3,235.24
CETA And Other Public Employment Programs	35,701.50
MUNICIPAL FUNCTIONS TOTAL	1,655,402.07
CAPITAL IMPROVEMENTS *MEMO*	500.00
DEBT SERVICE	
Principal Payments	166,500.00
Interest Payments	173,571.78
DEFERRED CHARGES	18,021.10
SCHOOL, COUNTY, SPECIAL DISTRICT TAXES	4,698,962.54
RESERVE FOR UNCOLLECTED TAXES	146,946.74
EXPENDITURES TOTAL	6,859,404.23

REVENUES-REALIZED	
1980 Property Taxes Collected	5,751,685.18
1980 Payments in Lieu of Taxes	
Delinquent Tax & Lien Collections	58,665.68
Business Personalty Replacement Taxes	217,273.68
Taxes from Public Utilities	313,778.00
Other Miscellaneous Tax Revenues	
State Aid Revenues	84,065.46
Federal Aid Revenues	29,247.71
State and Local Fiscal Assistance Act Utilized	73,864.00
Sale of Acquired Property	
Other Miscellaneous Revenues	148,690.76
Total	6,677,270.47
Prior Years Surplus Appropriated	225,000.00
REVENUES TOTAL	6,902,270.47
Reserve For Uncollected Taxes	146,946.74
CAPITAL OUTLAY TOTAL	221,189.82
Public Enterprises	
Recreation—Culture	
Public Works	211,017.24
Buildings and Grounds	7,424.92
Library and Education	2,747.66
Conservation	
All Other	

CAPITAL DEBT AUTHORIZED, DECEMBER 31, 1980

ISSUED AND UNISSUED	GROSS DEBT	NET DEBT
School	1,362,433	
Self-liquidating	112,000	
Other	4,120,422	3,892,100
Total	5,594,856	3,892,100
ISSUED AND OUTSTANDING		
School		1,134,933.69
Self-Liquidating		112,000.00
Other		3,356,050.00
Total		4,602,983.69
EQUALIZED VALUATION BASIS FOR NET DEBT COMPUTATION		229,961,716

REAL PROPERTY VALUATIONS

Code	Class	# of Parcels	% VAL'N	ASSESSED VALUATION
1	Vacant Land	150	4.49	5,775,600.00
2	Residential	2355	57.45	73,963,700.00
3	Farm			
4a	Commercial	92	17.65	22,723,700.00
4b	Industrial	30	11.34	14,601,800.00
4c	Apartments	6	9.08	11,685,000.00
Total		2633		128,749,800.00

Land Area 2.95 Sq. Miles

Net Valuation Taxable-Municipal	129,802,900
Net Valuation Taxable-County	235,545,402
State Equalized Valuation	250,181,970
State Equalization Ratio	51.68

1980 PROPERTY TAX		
STATE EQUALIZED TAX RATE		
Local District School Taxes	.83	2,080,102.50
Regional & Consolidated School Tax	.43	1,052,530.62
School Taxes in Municipal Budget		
County Taxes	.61	1,526,329.41
County Library Taxes		
Local Municipal Purpose Taxes	.42	1,044,591.62
Veteran & Senior Citizen Taxes		91,440.00
Total Taxes for Rate Computation	2.29	5,856,994.16
Special District Taxes		
Bank Corp. Taxes		33,177.86
Added and Omitted Taxes		9,727.56
Total Taxes Levied - ABSTRACT		5,900,459.58
Total Taxes Billed		5,785,956.81
1980 TAXES COLLECTED		5,751,685.18
1980 Taxes Cancelled, Abated or Adjusted		
Transfer to Tax Title Liens or Foreclosed		1,562.15
Balance Outstanding Dec. 31, 1980		32,708.48
PRIOR YEARS TAXES OUTSTANDING		
Balance January 1, 1980		60,090.21
Collected in 1980		58,665.68
Cancelled, Abated or Adjusted 1980		
Transfers to Tax Title Liens or Foreclosed		
Balance December 31, 1980		1,424.53
TAX TITLE LIENS OUTSTANDING		
Balance January 1, 1980		4,585.97
Transfer From Taxes		1,562.15
Redeemed in 1980		
Cancelled, Abated or Adjusted (1980)		
Transfers to Foreclosed Property		
Balance December 31, 1980		6,148.12
PROPERTY ACQUIRED BY DEED OR FORECLOSURE		
Balance January 1, 1980		303,800.00
Transfers From Taxes or Liens		
Sale for Cash (1980)		
Cancelled, Abated or Adjusted (1980)		
Balance December 31, 1980		303,800.00

CURRENT FINANCES DECEMBER 31, 1980

ASSETS	
Cash Dec. 31, 1980	680,425.49
Taxes Receivable	34,134.01
Tax Title Liens	6,148.12
Foreclosed Property	303,800.00
Emergencies & Other Deferred Charges	10,120.00
State and Federal Aid Receivable	1,745.81
Other Receivables	29,080.30
Total	1,065,453.63
LIABILITIES, RESERVES, AND SURPLUS	
Cash Liabilities	208,494.63
Reserves for Receivables	373,162.33
Surplus Dec. 31, 1980	483,796.67
Total	1,065,453.63

1980/3000

0513

Population 1970 240
Population 1980 360
S & P Rating
Moody Rating

General Tax Rate Per $100. 3.49
State Equalized Tax Rate 2.13

WEST WILDWOOD BOROUGH — CAPE MAY CO.

Form of Government:
Commission (1911)
Number of Members on Governing Body 3

PER CAPITA		PER CENT	
Gross Debt	1,023.61	Gross Debt	2.19
Net Debt	1,023.61	Net Debt	2.19
Debt Service	98.61	Tax Levy Collected	95.47
Total Tax Levy	1,115.52	Tax Levy Cancelled, Abated or Adjusted	
Municipal Expenditures	864.35		

EXPENDITURES	
GENERAL GOVERNMENT	
Governing Body & Public Boards	
Municipal Clerk	
Financial Administration	400.00
Assessment of Taxes	3,175.00
Collection of Taxes	3,850.00
Planning, Housing & Development	136.40
Human Resources	
Elections	1,080.00
General Administration (other)	43,455.00
JUDICIARY	
Municipal Courts	3,127.00
PUBLIC SAFETY	
Fire Protection	5,400.00
Police Protection	41,023.00
Civil Defense & Disaster Control	500.00
Environmental Inspection & Control	5,100.00
Other Public Safety	
PUBLIC WORKS	
Streets and Drainage	39,920.60
Sewers and Sewage Processing	54,156.00
Garbage and Trash Disposal	20,000.00
Public Buildings and Grounds	7,675.00
Other Public Works	
HEALTH and WELFARE	
Health Services Except Environmental	
Welfare-Public Assistance	270.00
Hospitals, Clinics, First Aid	
Animal, Insect, & Radent Control	
Other Welfare Services	
RECREATION and CONSERVATION	
Beaches and Boardwalks	
Parks, Playgrounds, Shade Trees	
Land Reclamation & Conservation	
Other Recreational Services	
EDUCATION (excluding schools)	
Libraries	
Other Educational Services	
STATUTORY EXPENDITURES	
Pensions & F. I. C. A.	9,509.81
Employee Fringe Benefits	
Other Statutory Expenditures	773.91
CETA And Other Public Employment Programs	
MUNICIPAL FUNCTIONS TOTAL	239,551.72
CAPITAL IMPROVEMENTS *MEMO*	6,000.00
DEBT SERVICE	
Principal Payments	25,000.00
Interest Payments	10,500.25
DEFERRED CHARGES	110.28
SCHOOL, COUNTY, SPECIAL DISTRICT TAXES	195,830.41
RESERVE FOR UNCOLLECTED TAXES	36,004.75
EXPENDITURES TOTAL	506,997.41

REVENUES-REALIZED		
1980 Property Taxes Collected		381,612.97
1980 Payments in Lieu of Taxes		
Delinquent Tax & Lien Collections		34,664.56
Business Personalty Replacement Taxes		2,567.20
Taxes from Public Utilities		27,328.56
Other Miscellaneous Tax Revenues		
State Aid Revenues		1,782.06
Federal Aid Revenues		
State and Local Fiscal Assistance Act Utilized		9,928.00
Sale of Acquired Property		
Other Miscellaneous Revenues		16,785.29
	Total	474,668.64
Prior Years Surplus Appropriated		29,000.00
REVENUES	TOTAL	503,668.64
Reserve For Uncollected Taxes		36,004.75
CAPITAL OUTLAY	TOTAL	6,015.00
Public Enterprises		
Recreation—Culture		
Public Works		6,015.00
Buildings and Grounds		
Library and Education		
Conservation		
All Other		

CAPITAL DEBT AUTHORIZED, DECEMBER 31, 1980

ISSUED AND UNISSUED	GROSS DEBT	NET DEBT
School		
Self-liquidating		
Other	368,500	368,500
Total	368,500	368,500

ISSUED AND OUTSTANDING	
School	
Self-Liquidating	
Other	187,600.00
Total	187,600.00
EQUALIZED VALUATION BASIS FOR NET DEBT COMPUTATION	16,790,118

REAL PROPERTY VALUATIONS

Code	Class	# of Parcels	% VAL'N	ASSESSED VALUATION
1	Vacant Land	225	8.72	595,900.00
2	Residential	540	83.36	9,516,085.00
3	Farm			
4a	Commercial	16	4.36	497,700.00
4b	Industrial			
4c	Apartments	7	3.56	406,550.00
Total		788		11,416,235.00

Land Area .40 Sq. Miles

Net Valuation Taxable-Municipal	11,471,275
Net Valuation Taxable-County	16,912,275
State Equalized Valuation	18,724,271
State Equalization Ratio	61.15

1980 PROPERTY TAX		
STATE EQUALIZED TAX RATE →		
Local District School Taxes	.62	116,805.00
Regional & Consolidated School Tax		
School Taxes in Municipal Budget		
County Taxes	.40	74,790.97
County Library Taxes	.02	4,234.44
Local Municipal Purpose Taxes	1.09	204,700.00
Veteran & Senior Citizen Taxes		8,560.00
Total Taxes for Rate Computation	2.13	409,090.41
Special District Taxes		
Bank Corp. Taxes		
Added and Omitted Taxes		1,057.60
Total Taxes Levied - ABSTRACT		401,598.01
Total Taxes Billed		399,712.35
1980 TAXES COLLECTED		381,612.97
1980 Taxes Cancelled, Abated or Adjusted		
Transfer to Tax Title Liens or Foreclosed		
Balance Outstanding Dec. 31, 1980		18,099.38

PRIOR YEARS TAXES OUTSTANDING	
Balance January 1, 1980	34,265.66
Collected in 1980	34,241.16
Cancelled, Abated or Adjusted 1980	
Transfers to Tax Title Liens or Foreclosed	
Balance December 31, 1980	24.50
TAX TITLE LIENS OUTSTANDING	
Balance January 1, 1980	3,112.58
Transfer From Taxes	
Redeemed in 1980	423.40
Cancelled, Abated or Adjusted (1980)	
Transfers to Foreclosed Property	
Balance December 31, 1980	2,689.18
PROPERTY ACQUIRED BY DEED OR FORECLOSURE	
Balance January 1, 1980	
Transfers From Taxes or Liens	
Sale for Cash (1980)	
Cancelled, Abated or Adjusted (1980)	
Balance December 31, 1980	

CURRENT FINANCES DECEMBER 31, 1980	
ASSETS	
Cash Dec. 31, 1980	99,023.58
Taxes Receivable	18,123.88
Tax Title Liens	2,689.18
Foreclosed Property	
Emergencies & Other Deferred Charges	11,459.50
State and Federal Aid Receivable	
Other Receivables	5,259.45
Total	136,555.59
LIABILITIES, RESERVES, AND SURPLUS	
Cash Liabilities	67,319.27
Reserves for Receivables	26,072.51
Surplus Dec. 31, 1980	43,163.81
Total	136,555.59

General Tax

1980 3000

1113

Papulatian 1970	6,520
Papulatian 1980	8,542
S & P Rating	A
Maady Rating	A

General Tax Rate Per $100. 5.90

State Equalized Tax Rate 2.59

WEST WINDSOR TOWNSHIP — MERCER COUNTY

Form of Government:

Township Committee

Number of Members on Governing Body 5

PER CAPITA		PER CENT	
Gross Debt	1,567.65	Gross Debt	4.73
Net Debt	923.82	Net Debt	2.79
Debt Service	53.31	Tax Levy Collected	95.60
Total Tax Levy	979.54	Tax Levy Cancelled, Abated ar Adjusted	
Municipal Expenditures	393.36		

EXPENDITURES	
GENERAL GOVERNMENT	
Gaverning Body & Public Baards	
Municipal Clerk	
Financial Administratian	55,598.00
Assessment af Taxes	93,126.72
Callectian af Taxes	17,215.00
Planning, Hausing & Develapment	142,441.54
Human Resaurces	100.00
Electians	4,700.00
General Administratian (ather)	328,902.00
JUDICIARY	
Municipal Caurts	32,940.00
PUBLIC SAFETY	
Fire Pratectian	119,874.00
Palice Pratectian	697,950.00
Civil Defense & Disaster Cantral	200.00
Enviranmental Inspectian & Cantral	45,258.00
Other Public Safety	
PUBLIC WORKS	
Streets and Drainage	169,255.00
Sewers and Sewage Pracessing	277,764.00
Garbage and Trash Dispasal	120,738.26
Public Buildings and Graunds	78,419.00
Other Public Warks	
HEALTH and WELFARE	
Health Services Except Enviranmental	51,566.00
Welfare-Public Assistance	6,741.00
Haspitals, Clinics, First Aid	
Animal, Insect, & Radent Cantral	11,476.42
Other Welfare Services	
RECREATION and CONSERVATION	
Beaches and Baardwalks	
Parks, Playgraunds, Shade Trees	5,105.00
Land Reclamatian & Canservatian	8,590.00
Other Recreatianal Services	29,406.00
EDUCATION (excluding schaals)	
Libraries	
Other Educatianal Services	
STATUTORY EXPENDITURES	
Pensians & F. I. C. A.	149,930.00
Emplayee Fringe Benefits	57,305.00
Other Statutary Expenditures	5,000.00
CETA And Other Public Emplayment Pragrams	5,251.80
MUNICIPAL FUNCTIONS TOTAL	2,514,852.74
CAPITAL IMPROVEMENTS *MEMO*	2,279.00
DEBT SERVICE	
Principal Payments	157,000.00
Interest Payments	298,355.15
DEFERRED CHARGES	33,580.00
SCHOOL, COUNTY, SPECIAL DISTRICT TAXES	7,447,310.98
RESERVE FOR UNCOLLECTED TAXES	356,296.00
EXPENDITURES TOTAL	10,807,394.87

REVENUES-REALIZED		
1980 Praperty Taxes Callected		7,991,583.44
1980 Payments in Lieu af Taxes		13,185.30
Delinquent Tax & Lien Callectians		291,704.16
Business Persanalty Replacement Taxes		258,156.36
Taxes fram Public Utilities		797,348.00
Other Miscellaneaus Tax Revenues		
State Aid Revenues		88,337.37
Federal Aid Revenues		6,128.13
State and Local Fiscal Assistance Act Utilized		97,751.26
Sale af Acquired Praperty		
Other Miscellaneaus Revenues		830,527.22
	Tatal	10,374,721.24
Priar Years Surplus Appraapriated		550,000.00
REVENUES	TOTAL	10,924,721.24
Reserve Far Uncallected Taxes		356,296.00
CAPITAL OUTLAY	TOTAL	1,918,196.73
Public Enterprises		
Recreatian—Culture		18,917.96
Public Warks		1,229,313.64
Buildings and Graunds		669,965.13
Library and Educatian		
Canservatian		
All Other		

CAPITAL DEBT AUTHORIZED, DECEMBER 31, 1980

ISSUED AND UNISSUED	GROSS DEBT	NET DEBT
Schaal	4,849,916	
Self-liquidating		
Other	8,541,255	7,891,255
Tatal	13,391,171	7,891,255

ISSUED AND OUTSTANDING	
Schaal	4,849,916.18
Self-Liquidating	
Other	7,659,000.00
Tatal	12,508,916.18
EQUALIZED VALUATION BASIS FOR NET DEBT COMPUTATION	282,965,309

REAL PROPERTY VALUATIONS

Cade	Class	# af Parcels	% VAL'N	ASSESSED VALUATION
1	Vacant Land	231	2.14	2,906,600.00
2	Residential	2132	56.64	76,893,900.00
3	Farm	313	3.98	5,402,950.00
4a	Cammercial	133	13.96	18,945,900.00
4b	Industrial	28	20.37	27,646,740.00
4c	Apartments	6	2.91	3,951,300.00
Total		2843		135,747,390.00

Land Area 26.84 Sq. Miles

Net Valuation Taxable-Municipal	139,679,559
Net Valuation Taxable-County	303,915,536
State Equalized Valuation	313,510,046
State Equalization Ratio	43.93

1980 PROPERTY TAX		
STATE EQUALIZED TAX RATE →		
Local District Schaal Taxes		
Regianal & Cansalidated Schaal Tax	1.42	4,509,115.85
Schaal Taxes in Municipal Budget		
Cunty Taxes	.88	2,809,240.69
Cunty Library Taxes	.04	128,954.44
Local Municipal Purpase Taxes	.25	788,972.00
Veteran & Senior Citizen Taxes		44,080.00
Total Taxes for Rate Computatian	2.59	8,280,362.98
Special District Taxes		
Bank Carp. Taxes		12,934.26
Added and Omitted Taxes		118,005.50
Tatal Taxes Levied - ABSTRACT		8,367,223.74
Tatal Taxes Billed		8,359,100.48
1980 TAXES COLLECTED		7,991,583.44
1980 Taxes Cancelled, Abated ar Adjusted		
Transfer ta Tax Title Liens ar Fareclased		2,259.70
Balance Outstanding Dec. 31, 1980		365,257.34

PRIOR YEARS TAXES OUTSTANDING	
Balance January 1, 1980	301,143.25
Callected in 1980	287,589.79
Cancelled, Abated ar Adjusted 1980	2,540.65
Transfers ta Tax Title Liens or Fareclased	4,497.64
Balance December 31, 1980	6,515.17
TAX TITLE LIENS OUTSTANDING	
Balance January 1, 1980	1,485.11
Transfer From Taxes	7,330.08
Redeemed in 1980	4,114.27
Cancelled, Abated ar Adjusted (1980)	
Transfers ta Fareclased Praperty	
Balance December 31, 1980	4,700.92
PROPERTY ACQUIRED BY DEED OR FORECLOSURE	
Balance January 1, 1980	9,720.00
Transfers From Taxes ar Liens	
Sale far Cash (1980)	
Cancelled, Abated ar Adjusted (1980)	
Balance December 31, 1980	9,720.00

CURRENT FINANCES DECEMBER 31, 1980 ASSETS	
Cash Dec. 31, 1980	923,646.53
Taxes Receivable	371,772.51
Tax Title Liens	4,700.92
Fareclased Praperty	9,720.00
Emergencies & Other Deferred Charges	125,503.72
State and Federal Aid Receivable	3,381.69
Other Receivables	7,618.83
Tatal	1,446,344.10
LIABILITIES, RESERVES, AND SURPLUS	
Cash Liabilities	312,148.74
Reserves far Receivables	393,812.16
Surplus Dec. 31, 1980	740,383.20
Tatal	1,446,344.10

0337

Papulation 1970 2,680
Papulation 1980 3,383
S & P Rating
Maody Rating

General Tax Rate Per $100. 2.81
State Equalized Tax Rate 2.59

WESTAMPTON TOWNSHIP – BURLINGTON CO.

Form of Government:
Township Committee
Number of Members on Governing Body 5

PER CAPITA:		PER CENT:	
Grass Debt	50.11	Grass Debt	.28
Net Debt	11.82	Net Debt	.07
Debt Service	3.77	Tax Levy Collected	97.33
Total Tax Levy	548.42	Tax Levy Cancelled, Abated or Adjusted	.08
Municipal Expenditures	304.65		

EXPENDITURES		REVENUES-REALIZED	
GENERAL GOVERNMENT			
Governing Body & Public Boards			
Municipal Clerk		1980 Property Taxes Collected	1,809,262.62
Financial Administration	17,249.16	1980 Payments in Lieu of Taxes	
Assessment of Taxes	4,000.00	Delinquent Tax & Lien Collections	44,292.29
Collection of Taxes	20,407.40	Business Personalty Replacement Taxes	45,080.80
Planning, Housing & Development	10,265.52	Taxes from Public Utilities	275,162.00
Human Resources		Other Miscellaneous Tax Revenues	
Elections	735.00	State Aid Revenues	18,909.67
General Administration (other)	126,356.03	Federal Aid Revenues	15,247.31
JUDICIARY		State and Local Fiscal Assistance Act Utilized	39,385.00
Municipal Courts	37,500.75	Sale of Acquired Property	
PUBLIC SAFETY		Other Miscellaneous Revenues	303,595.95
Fire Protection	66,315.00	Total	2,550,935.64
Police Protection	269,489.00	Prior Years Surplus Appropriated	310,000.00
Civil Defense & Disaster Control	1,650.00	REVENUES TOTAL	2,860,935.64
Environmental Inspection & Control	25,698.32	Reserve For Uncollected Taxes	83,269.75
Other Public Safety		CAPITAL OUTLAY TOTAL	42,007.92
PUBLIC WORKS			
Streets and Drainage	135,600.00	Public Enterprises	
Sewers and Sewage Processing	84,000.00	Recreation—Culture	
Garbage and Trash Disposal	52,240.00	Public Works	30,888.00
Public Buildings and Grounds	14,100.00	Buildings and Grounds	11,119.92
Other Public Works		Library and Education	
HEALTH and WELFARE		Conservation	
Health Services Except Environmental	1,040.92	All Other	
Welfare-Public Assistance	3,384.24	CAPITAL DEBT AUTHORIZED, DECEMBER 31, 1980	
Hospitals, Clinics, First Aid		ISSUED AND UNISSUED — GROSS DEBT — NET DEBT	
Animal, Insect, & Rodent Control		School 129,531	
Other Welfare Services		Self-liquidating	
RECREATION and CONSERVATION		Other 40,000 — 40,000	
Beaches and Boardwalks		Total 169,531 — 40,000	
Parks, Playgrounds, Shade Trees			
Land Reclamation & Conservation		ISSUED AND OUTSTANDING	
Other Recreational Services	16,069.13	School	129,531.77
EDUCATION (excluding schools)		Self-Liquidating	
Libraries		Other	40,000.00
Other Educational Services		Total	169,531.77
STATUTORY EXPENDITURES		EQUALIZED VALUATION BASIS	
Pensions & F. I. C. A.	29,271.19	FOR NET DEBT COMPUTATION	59,727,490
Employee Fringe Benefits		REAL PROPERTY VALUATIONS	
Other Statutory Expenditures	1,516.85		
CETA And Other Public Employment Programs	14,222.14		
MUNICIPAL FUNCTIONS TOTAL	931,110.65		
CAPITAL IMPROVEMENTS *MEMO*	14,500.00		
DEBT SERVICE			
Principal Payments	10,000.00		
Interest Payments	2,750.00		
DEFERRED CHARGES	3,500.00		
SCHOOL, COUNTY, SPECIAL DISTRICT TAXES	1,688,761.52		
RESERVE FOR UNCOLLECTED TAXES	83,269.75		
EXPENDITURES TOTAL	2,719,291.92		

Code	Class	# of Parcels	% VAL'N	ASSESSED VALUATION
1	Vacant Land	260	7.65	4,799,850.00
2	Residential	1025	69.98	43,882,100.00
3	Farm	126	4.99	3,127,600.00
4a	Commercial	50	10.09	6,326,050.00
4b	Industrial	2	7.29	4,574,650.00
4c	Apartments			
Total		1463		62,710,250.00

Land Area 11.04 Sq. Miles

Net Valuation Taxable-Municipal	63,545,776
Net Valuation Taxable-County	63,843,965
State Equalized Valuation	68,762,573
State Equalization Ratio	92.32

1980 PROPERTY TAX		
STATE EQUALIZED TAX RATE		
Local District School Taxes	1.07	736,544.00
Regional & Consolidated School Tax	.79	541,417.44
School Taxes in Municipal Budget		
County Taxes	.57	389,520.84
County Library Taxes	.03	21,279.24
Local Municipal Purpose Taxes	.14	93,913.44
Veteran & Senior Citizen Taxes		24,080.00
Total Taxes for Rate Computation	2.60	1,806,754.96
Special District Taxes		
Bank Corp. Taxes		1,603.00
Added and Omitted Taxes		71,022.38
Total Taxes Levied - ABSTRACT		1,855,300.34
Total Taxes Billed		1,858,986.62
1980 TAXES COLLECTED		1,809,262.62
1980 Taxes Cancelled, Abated or Adjusted		1,424.66
Transfer to Tax Title Liens or Foreclosed		2,378.68
Balance Outstanding Dec. 31, 1980		45,920.66
PRIOR YEARS TAXES OUTSTANDING		
Balance January 1, 1980		43,373.37
Collected in 1980		42,351.11
Cancelled, Abated or Adjusted 1980		707.30
Transfers to Tax Title Liens or Foreclosed		
Balance December 31, 1980		314.96
TAX TITLE LIENS OUTSTANDING		
Balance January 1, 1980		22,887.45
Transfer From Taxes		2,378.68
Redeemed in 1980		1,941.18
Cancelled, Abated or Adjusted (1980)		
Transfers to Foreclosed Property		
Balance December 31, 1980		23,324.95
PROPERTY ACQUIRED BY DEED OR FORECLOSURE		
Balance January 1, 1980		60,600.00
Transfers From Taxes or Liens		
Sale for Cash (1980)		
Cancelled, Abated or Adjusted (1980)		
Balance December 31, 1980		60,600.00
CURRENT FINANCES DECEMBER 31, 1980		
ASSETS		
Cash Dec. 31, 1980		964,512.76
Taxes Receivable		46,235.62
Tax Title Liens		23,324.95
Foreclosed Property		60,600.00
Emergencies & Other Deferred Charges		
State and Federal Aid Receivable		
Other Receivables		9,134.49
Total		1,103,807.82
LIABILITIES, RESERVES, AND SURPLUS		
Cash Liabilities		678,513.05
Reserves for Receivables		139,295.06
Surplus Dec. 31, 1980		285,999.71
Total		1,103,807.82

1980 3000

2020
Population 1970 23,730
Population 1980 30,447
S & P Rating AA
Moody Rating AA

General Tax Rate Per $100. 5.00
State Equalized Tax Rate 2.42

WESTFIELD TOWN — UNION COUNTY

Form of Government:
Special Charter (P.L. 1967 c.195)
Number of Members on Governing Body 9

PER CAPITA:		PER CENT.	
Gross Debt	172.63	Gross Debt	.69
Net Debt	87.83	Net Debt	.35
Debt Service	5.76	Tax Levy Collected	98.69
Total Tax Levy	707.12	Tax Levy Cancelled, Abated or Adjusted	.01
Municipal Expenditures	272.16		

EXPENDITURES	
GENERAL GOVERNMENT	
Governing Body & Public Boards	
Municipal Clerk	
Financial Administration	41,525.00
Assessment of Taxes	254,425.00
Collection of Taxes	43,775.00
Planning, Housing & Development	16,350.00
Human Resources	
Elections	
General Administration (other)	724,530.00
JUDICIARY	
Municipal Courts	65,850.00
PUBLIC SAFETY	
Fire Protection	1,096,700.00
Police Protection	1,469,555.00
Civil Defense & Disaster Control	700.00
Environmental Inspection & Control	67,200.00
Other Public Safety	
PUBLIC WORKS	
Streets and Drainage	706,011.00
Sewers and Sewage Processing	375,950.00
Garbage and Trash Disposal	
Public Buildings and Grounds	127,700.00
Other Public Works	
HEALTH and WELFARE	
Health Services Except Environmental	122,765.00
Welfare-Public Assistance	22,375.00
Hospitals, Clinics, First Aid	10,500.00
Animal, Insect, & Radent Control	8,700.00
Other Welfare Services	
RECREATION and CONSERVATION	
Beaches and Boardwalks	
Parks, Playgrounds, Shade Trees	491,200.00
Land Reclamation & Conservation	
Other Recreational Services	159,115.00
EDUCATION (excluding schools)	
Libraries	256,684.00
Other Educational Services	
STATUTORY EXPENDITURES	
Pensions & F. I. C. A.	640,800.00
Employee Fringe Benefits	176,000.00
Other Statutory Expenditures	20,000.00
CETA And Other Public Employment Programs	
MUNICIPAL FUNCTIONS TOTAL	6,898,810.00
CAPITAL IMPROVEMENTS *MEMO*	80,000.00
DEBT SERVICE	
Principal Payments	85,000.00
Interest Payments	90,436.00
DEFERRED CHARGES	10,700.00
SCHOOL, COUNTY, SPECIAL DISTRICT TAXES	18,088,538.70
RESERVE FOR UNCOLLECTED TAXES	1,201,600.00
EXPENDITURES TOTAL	26,375,484.70

REVENUES-REALIZED		
1980 Property Taxes Collected		21,224,337.87
1980 Payments in Lieu of Taxes		
Delinquent Tax & Lien Collections		267,937.04
Business Personalty Replacement Taxes		338,765.60
Taxes from Public Utilities		1,425,853.00
Other Miscellaneous Tax Revenues		
State Aid Revenues		329,757.49
Federal Aid Revenues		
State and Local Fiscal Assistance Act Utilized		139,934.00
Sale of Acquired Property		
Other Miscellaneous Revenues		1,774,111.88
	Total	25,500,696.88
Prior Years Surplus Appropriated		1,560,000.00
REVENUES	TOTAL	27,060,696.88
Reserve For Uncollected Taxes		1,201,600.00
CAPITAL OUTLAY	TOTAL	819,367.77
Public Enterprises		9,237.40
Recreation—Culture		220,513.89
Public Works		491,630.28
Buildings and Grounds		94,986.20
Library and Education		2,900.00
Conservation		
All Other		

CAPITAL DEBT AUTHORIZED, DECEMBER 31, 1980

ISSUED AND UNISSUED	GROSS DEBT	NET DEBT
School	2,222,000	
Self-liquidating	360,000	
Other	2,674,019	2,674,019
Total	5,256,019	2,674,019

ISSUED AND OUTSTANDING	
School	2,222,000.00
Self-Liquidating	360,000.00
Other	1,752,000.00
Total	4,334,000.00
EQUALIZED VALUATION BASIS FOR NET DEBT COMPUTATION	771,576,380

REAL PROPERTY VALUATIONS

Code	Class	# of Parcels	% VAL'N	ASSESSED VALUATION
1	Vacant Land	427	.67	2,834,800.00
2	Residential	8644	86.23	366,462,600.00
3	Farm	3		10,300.00
4a	Commercial	408	9.87	41,963,400.00
4b	Industrial	19	.92	3,920,900.00
4c	Apartments	60	2.30	9,789,300.00
Total		9561		424,981,300.00

Land Area	6.50 Sq. Miles
Net Valuation Taxable-Municipal	429,364,369
Net Valuation Taxable-County	790,180,769
State Equalized Valuation	880,636,249
State Equalization Ratio	48.50

1980 PROPERTY TAX		
STATE EQUALIZED TAX RATE		
Local District School Taxes	1.50	14,191,814.00
Regional & Consolidated School Tax		
School Taxes in Municipal Budget		
County Taxes	.44	3,907,124.70
County Library Taxes		
Local Municipal Purpose Taxes	.38	3,344,585.00
Veteran & Senior Citizen Taxes		192,380.00
Total Taxes for Rate Computation	2.42	21,635,903.70
Special District Taxes		
Bank Corp. Taxes		22,130.14
Added and Omitted Taxes		73,954.05
Total Taxes Levied - ABSTRACT		21,529,608.79
Total Taxes Billed		21,507,478.65
1980 TAXES COLLECTED		21,224,337.87
1980 Taxes Cancelled, Abated or Adjusted		3,190.00
Transfer to Tax Title Liens or Foreclosed		12,020.00
Balance Outstanding Dec. 31, 1980		267,930.78
PRIOR YEARS TAXES OUTSTANDING		
Balance January 1, 1980		269,732.52
Collected in 1980		264,039.06
Cancelled, Abated or Adjusted 1980		1,139.54
Transfers to Tax Title Liens or Foreclosed		4,366.71
Balance December 31, 1980		188.21
TAX TITLE LIENS OUTSTANDING		
Balance January 1, 1980		29,810.00
Transfer From Taxes		17,072.67
Redeemed in 1980		3,897.68
Cancelled, Abated or Adjusted (1980)		
Transfers to Foreclosed Property		
Balance December 31, 1980		42,984.69
PROPERTY ACQUIRED BY DEED OR FORECLOSURE		
Balance January 1, 1980		482,850.00
Transfers From Taxes or Liens		
Sale for Cash (1980)		325,700.00
Cancelled, Abated or Adjusted (1980)		
Balance December 31, 1980		157,150.00
CURRENT FINANCES DECEMBER 31, 1980		
ASSETS		
Cash Dec. 31, 1980		9,609,127.71
Taxes Receivable		268,118.00
Tax Title Liens		42,984.69
Foreclosed Property		157,150.00
Emergencies & Other Deferred Charges		241,400.00
State and Federal Aid Receivable		
Other Receivables		58,321.17
Total		10,377,102.56
LIABILITIES, RESERVES, AND SURPLUS		
Cash Liabilities		7,607,532.56
Reserves for Receivables		526,574.85
Surplus Dec. 31, 1980		1,942,995.15
Total		10,377,102.56

0821

Population 1970 5,185
Population 1980 4,786
S & P Rating
Moody Rating

General Tax Rate Per $100. 3.03
State Equalized Tax Rate 2.56

WESTVILLE BOROUGH — GLOUCESTER CO.

Form of Government:

Borough Council

Number of Members on Governing Body 6

PER CAPITA:		PER CENT:	
Gross Debt	528.58	Gross Debt	4.22
Net Debt	43.17	Net Debt	.34
Debt Service	4.95	Tax Levy Collected	96.20
Total Tax Levy	353.94	Tax Levy Cancelled, Abated or Adjusted	.15
Municipal Expenditures	256.28		

EXPENDITURES	
GENERAL GOVERNMENT	
Governing Body & Public Boards	
Municipal Clerk	26,295.00
Financial Administration	27,659.53
Assessment of Taxes	5,800.00
Collection of Taxes	11,850.00
Planning, Housing & Development	5,099.55
Human Resources	352.82
Elections	2,074.50
General Administration (other)	129,850.91
JUDICIARY	
Municipal Courts	12,136.59
PUBLIC SAFETY	
Fire Protection	15,200.00
Police Protection	217,163.37
Civil Defense & Disaster Control	846.20
Environmental Inspection & Control	5,850.45
Other Public Safety	
PUBLIC WORKS	
Streets and Drainage	187,990.49
Sewers and Sewage Processing	180,126.52
Garbage and Trash Disposal	38,340.00
Public Buildings and Grounds	13,500.00
Other Public Works	
HEALTH and WELFARE	
Health Services Except Environmental	1,100.00
Welfare-Public Assistance	5,885.74
Hospitols, Clinics, First Aid	
Animal, Insect, & Rodent Control	1,170.00
Other Welfare Services	
RECREATION and CONSERVATION	
Beaches and Boardwalks	
Parks, Playgrounds, Shade Trees	36,790.20
Land Reclamation & Conservation	
Other Recreational Services	20.00
EDUCATION (excluding schools)	
Libraries	18,482.00
Other Educational Services	
STATUTORY EXPENDITURES	
Pensions & F. I. C. A	61,661.78
Employee Fringe Benefits	28,000.00
Other Statutory Expenditures	3,500.00
CETA And Other Public Employment Programs	96,527.41
MUNICIPAL FUNCTIONS TOTAL	1,133,373.06
CAPITAL IMPROVEMENTS *MEMO*	3,000.00
DEBT SERVICE	
Principal Payments	10,558.18
Interest Payments	13,154.64
DEFERRED CHARGES	5,260.00
SCHOOL, COUNTY, SPECIAL DISTRICT TAXES	1,315,175.06
RESERVE FOR UNCOLLECTED TAXES	64,188.05
EXPENDITURES TOTAL	2,541,708.99

REVENUES-REALIZED		
1980 Property Taxes Collected		1,627,916.14
1980 Payments in Lieu of Taxes		
Delinquent Tax & Lien Collections		84,735.24
Business Personalty Replacement Taxes		45,409.08
Taxes from Public Utilities		167,520.00
Other Miscellaneous Tax Revenues		50,000.00
State Aid Revenues		67,006.82
Federal Aid Revenues		93,967.20
State and Local Fiscal Assistance Act Utilized		47,216.00
Sale of Acquired Property		
Other Miscellaneous Revenues		323,729.50
	Total	2,507,499.98
Prior Years Surplus Appropriated		152,000.00
REVENUES	TOTAL	2,659,499.98
Reserve For Uncollected Taxes		64,188.05
CAPITAL OUTLAY	TOTAL	786,369.01
Public Enterprises		767,620.11
Recreation—Culture		12,000.00
Public Works		3,500.00
Buildings and Grounds		3,248.90
Library and Education		
Conservation		
All Other		

CAPITAL DEBT AUTHORIZED, DECEMBER 31, 1980

ISSUED AND UNISSUED	GROSS DEBT	NET DEBT
School	1,212,571	
Self-liquidating	1,110,600	
Other	206,588	206,588
Total	2,529,760	206,588
ISSUED AND OUTSTANDING		
School		1,129,571.63
Self-Liquidating		960,260.70
Other		206,088.64
Total		2,295,920.97
EQUALIZED VALUATION BASIS FOR NET DEBT COMPUTATION		59,960,693

REAL PROPERTY VALUATIONS

Code	Class	# of Parcels	% VAL'N	ASSESSED VALUATION
1	Vacant Land	88	1.86	1,024,800.00
2	Residential	1368	68.89	37,990,000.00
3	Farm			
4a	Commercial	119	14.96	8,249,300.00
4b	Industrial	12	8.18	4,513,100.00
4c	Apartments	11	6.11	3,368,300.00
Total		1598		55,145,500.00

Land Area 1.21 Sq. Miles

Net Valuation Taxable-Municipal	55,709,388
Net Valuation Taxable-County	62,016,262
State Equalized Valuation	65,721,587
State Equalization Ratio	84.66

1980 PROPERTY TAX		
STATE EQUALIZED TAX RATE		
Local District School Taxes	.63	412,987.50
Regional & Consolidated School Tax	.79	520,556.17
School Taxes in Municipal Budget		
County Taxes	.58	381,631.39
County Library Taxes		
Local Municipal Purpose Taxes	.56	369,082.15
Veteran & Senior Citizen Taxes		62,230.00
Total Taxes for Rate Computation	2.56	1,746,487.21
Special District Taxes		
Bank Corp. Taxes		7,657.15
Added and Omitted Taxes		2,029.88
Total Taxes Levied - ABSTRACT		1,693,944.24
Total Taxes Billed		1,692,241.94
1980 TAXES COLLECTED		1,627,916.14
1980 Taxes Cancelled, Abated or Adjusted		2,554.29
Transfer to Tax Title Liens or Foreclosed		269.67
Balance Outstanding Dec. 31, 1980		61,501.84
PRIOR YEARS TAXES OUTSTANDING		
Balance January 1, 1980		38,635.40
Collected in 1980		37,746.47
Cancelled, Abated or Adjusted 1980		
Transfers to Tax Title Liens or Foreclosed		888.93
Balance December 31, 1980		
TAX TITLE LIENS OUTSTANDING		
Balance January 1, 1980		5,964.17
Transfer From Taxes		1,325.86
Redeemed in 1980		4,621.15
Cancelled, Abated or Adjusted (1980)		50.00
Transfers to Foreclosed Property		
Balance December 31, 1980		2,618.88
PROPERTY ACQUIRED BY DEED OR FORECLOSURE		
Balance January 1, 1980		12,550.00
Transfers From Taxes or Liens		
Sale for Cash (1980)		
Cancelled, Abated or Adjusted (1980)		
Balance December 31, 1980		12,550.00

CURRENT FINANCES DECEMBER 31, 1980	
ASSETS	
Cash Dec. 31, 1980	234,882.17
Taxes Receivable	61,501.84
Tax Title Liens	2,618.88
Foreclosed Property	12,550.00
Emergencies & Other Deferred Charges	
State and Federal Aid Receivable	50,000.00
Other Receivables	50,097.21
Total	418,650.10
LIABILITIES, RESERVES, AND SURPLUS	
Cash Liabilities	66,532.11
Reserves for Receivables	126,585.90
Surplus Dec. 31, 1980	225,432.09
Total	418,650.10

0267

Population 1970 11,240
Population 1980 10,714
S & P Rating
Maody Rating A-1

General Tax Rate Per $100. 2.95
State Equalized Tax Rate 2.52

WESTWOOD BOROUGH — BERGEN COUNTY

Form of Government:
Borough Council
Number of Members on Governing Body 6

PER CAPITA		PER CENT	
Gross Debt	387.72	Gross Debt	1.71
Net Debt	182.63	Net Debt	.80
Debt Service	9.74	Tax Levy Collected	96.81
Total Tax Levy	635.34	Tax Levy Cancelled, Abated or Adjusted	.03
Municipal Expenditures	294.63		

EXPENDITURES		REVENUES-REALIZED	
GENERAL GOVERNMENT			
Governing Body & Public Boards	5,500.00		
Municipal Clerk		1980 Property Taxes Collected	6,595,466.55
Financial Administration	18,000.00	1980 Payments in Lieu of Taxes	
Assessment of Taxes	22,760.00	Delinquent Tax & Lien Collections	132,537.72
Collection of Taxes	48,662.00	Business Personalty Replacement Taxes	177,691.92
Planning, Housing & Development	15,615.00	Taxes from Public Utilities	552,902.00
Human Resources	1,600.00	Other Miscellaneous Tax Revenues	
Elections	2,100.00	State Aid Revenues	95,543.68
General Administration (other)	296,497.00	Federal Aid Revenues	28,826.11
JUDICIARY		State and Local Fiscal Assistance Act Utilized	128,954.27
Municipal Courts	28,024.00	Sale of Acquired Property	
PUBLIC SAFETY		Other Miscellaneous Revenues	240,754.83
Fire Protection	123,625.00	Total	7,952,677.08
Police Protection	721,333.27	Prior Years Surplus Appropriated	275,000.00
Civil Defense & Disaster Control	200.00	REVENUES TOTAL	8,227,677.08
Environmental Inspection & Control	47,500.00	Reserve For Uncollected Taxes	196,655.25
Other Public Safety		CAPITAL OUTLAY TOTAL	84,023.80
PUBLIC WORKS			
Streets and Drainage	480,223.70	Public Enterprises	
Sewers and Sewage Processing	225,546.00	Recreation—Culture	12,679.03
Garbage and Trash Disposal		Public Works	60,678.21
Public Buildings and Grounds	99,159.00	Buildings and Grounds	2,902.56
Other Public Works		Library and Education	7,764.00
HEALTH and WELFARE		Conservation	
Health Services Except Environmental	77,004.00	All Other	
Welfare-Public Assistance	17,200.00		
Hospitals, Clinics, First Aid			
Animal, Insect, & Rodent Control			
Other Welfare Services			
RECREATION and CONSERVATION			
Beaches and Boardwalks			
Parks, Playgrounds, Shade Trees	50.00		
Land Reclamation & Conservation	500.00		
Other Recreational Services	97,150.00		
EDUCATION (excluding schools)			
Libraries	115,000.00		
Other Educational Services			
STATUTORY EXPENDITURES			
Pensions & F. I. C. A.	218,892.50		
Employee Fringe Benefits	64,000.00		
Other Statutory Expenditures	10,000.00		
CETA And Other Public Employment Programs			
MUNICIPAL FUNCTIONS TOTAL	2,736,241.47		
CAPITAL IMPROVEMENTS *MEMO*	10,168.00		
DEBT SERVICE			
Principal Payments	72,000.00		
Interest Payments	32,314.00		
DEFERRED CHARGES	119,436.45		
SCHOOL, COUNTY, SPECIAL DISTRICT TAXES	5,081,209.84		
RESERVE FOR UNCOLLECTED TAXES	196,655.25		
EXPENDITURES TOTAL	8,237,857.01		

CAPITAL DEBT AUTHORIZED, DECEMBER 31, 1980

ISSUED AND UNISSUED	GROSS DEBT	NET DEBT
Schaal	2,134,239	
Self-liquidating		
Other	2,019,821	1,956,645
Total	4,154,061	1,956,645

ISSUED AND OUTSTANDING	
School	2,134,239.89
Self-Liquidating	
Other	955,000.00
Total	3,089,239.89
EQUALIZED VALUATION BASIS FOR NET DEBT COMPUTATION	243,482,954

REAL PROPERTY VALUATIONS

Code	Class	# of Parcels	% VAL'N	ASSESSED VALUATION
1	Vacant Land	234	2.05	4,694,500.00
2	Residential	2787	72.09	164,891,300.00
3	Farm			
4a	Commercial	201	16.42	37,560,300.00
4b	Industrial	30	4.01	9,164,300.00
4c	Apartments	20	5.43	12,428,800.00
Total		3272		228,739,200.00

Land Area 2.40 Sq. Miles	
Net Valuation Taxable-Municipal	230,242,162
Net Valuation Taxable-County	256,570,579
State Equalized Valuation	268,940,352
State Equalization Ratio	85.53

1980 PROPERTY TAX

STATE EQUALIZED TAX RATE →		
Local District School Taxes		
Regional & Consolidated School Tax	1.54	4,148,135.94
School Taxes in Municipal Budget		
County Taxes	.35	933,073.90
County Library Taxes		
Local Municipal Purpose Taxes	.63	1,706,604.71
Veteran & Senior Citizen Taxes		71,780.00
Total Taxes for Rate Computation	2.52	6,859,594.55
Special District Taxes		
Bank Corp. Taxes		18,478.98
Added and Omitted Taxes		767.00
Total Taxes Levied - ABSTRACT		6,807,060.53
Total Taxes Billed		6,812,513.15
1980 TAXES COLLECTED		6,595,466.55
1980 Taxes Cancelled, Abated or Adjusted		1,772.95
Transfer to Tax Title Liens or Foreclosed		14,475.80
Balance Outstanding Dec. 31, 1980		200,797.85

PRIOR YEARS TAXES OUTSTANDING	
Balance January 1, 1980	131,378.17
Collected in 1980	129,641.32
Cancelled, Abated or Adjusted 1980	
Transfers to Tax Title Liens or Foreclosed	
Balance December 31, 1980	1,736.85
TAX TITLE LIENS OUTSTANDING	
Balance January 1, 1980	89,137.43
Transfer From Taxes	14,475.80
Redeemed in 1980	2,896.40
Cancelled, Abated or Adjusted (1980)	
Transfers to Foreclosed Property	
Balance December 31, 1980	100,716.83
PROPERTY ACQUIRED BY DEED OR FORECLOSURE	
Balance January 1, 1980	108,800.00
Transfers From Taxes or Liens	
Sale for Cash (1980)	
Cancelled, Abated or Adjusted (1980)	
Balance December 31, 1980	108,800.00

CURRENT FINANCES DECEMBER 31, 1980

ASSETS	
Cash Dec. 31, 1980	636,378.82
Taxes Receivable	202,534.70
Tax Title Liens	100,716.83
Foreclosed Property	108,800.00
Emergencies & Other Deferred Charges	31,400.00
State and Federal Aid Receivable	
Other Receivables	16,232.89
Total	1,096,063.24
LIABILITIES, RESERVES, AND SURPLUS	
Cash Liabilities	273,579.40
Reserves for Receivables	428,284.42
Surplus Dec. 31, 1980	394,199.42
Total	1,096,063.24

0123

Population 1970 1.000
Population 1980 1.260
S & P Rating
Moody Rating

General Tax Rate Per $100. 3.04
State Equalized Tax Rate 1.67

WEYMOUTH TOWNSHIP – ATLANTIC COUNTY

Form of Government:
Township Committee
Number of Members on Governing Body 3

PER CAPITA:		PER CENT:	
Gross Debt	135.48	Gross Debt	1.09
Net Debt	70.40	Net Debt	.56
Debt Service	8.17	Tax Levy Collected	91.25
Total Tax Levy	264.04	Tax Levy Cancelled, Abated or Adjusted	
Municipal Expenditures	185.12		

EXPENDITURES		REVENUES-REALIZED		
GENERAL GOVERNMENT				
Gaverning Body & Public Boards				
Municipal Clerk		1980 Praperty Taxes Collected		300,896.22
Financial Administration	5,500.00	1980 Payments in Lieu of Taxes		
Assessment of Taxes	5,941.60	Delinquent Tax & Lien Collections		35,140.51
Collection of Taxes	7,850.00	Business Personalty Replacement Taxes		8,530.92
Planning, Housing & Development	3,050.00	Taxes from Public Utilities		83,121.00
Human Resources		Other Miscellaneous Tax Revenues		
Elections		State Aid Revenues		15,899.61
General Administratian (other)	41,923.00	Federal Aid Revenues		
JUDICIARY		State and Local Fiscal Assistance Act Utilized		9,094.68
Municipal Caurts	2,900.00	Sale of Acquired Praperty		
PUBLIC SAFETY		Other Miscellaneaus Revenues		28,814.91
Fire Protection	17,000.00		Total	481,497.85
Palice Pratectian	6,200.00	Priar Years Surplus Appropriated		62,000.00
Civil Defense & Disaster Control	2,100.00	REVENUES	TOTAL	543,497.85
Environmental Inspectian & Control	800.00	Reserve For Uncallected Taxes		35,580.57
Other Public Safety		CAPITAL OUTLAY	TOTAL	6,033.27
PUBLIC WORKS				
Streets and Drainage	27,028.00	Public Enterprises		
Sewers and Sewage Processing		Recreatian—Culture		
Garbage and Trash Dispasal	7,000.00	Public Warks		6,033.27
Public Buildings and Graunds	15,720.00	Buildings and Grounds		
Other Public Warks		Library and Education		
HEALTH and WELFARE		Conservation		
Health Services Except Environmental	50.00	All Other		
Welfare-Public Assistance	1,450.00	CAPITAL DEBT AUTHORIZED, DECEMBER 31, 1980		
Hospitals, Clinics, First Aid		ISSUED AND UNISSUED	GROSS DEBT	NET DEBT
Animal, Insect, & Radent Control	1,100.00	Schaal	82,000	
Other Welfare Services		Self-liquidating		
RECREATION and CONSERVATION		Other	88,700	88,700
Beaches and Boardwalks		Total	170,700	88,700
Parks, Playgrounds, Shade Trees				
Land Reclamation & Canservatian		ISSUED AND OUTSTANDING		
Other Recreatianal Services	1,350.00	School		82,000.00
EDUCATION (excluding schools)		Self-Liquidating		
Libraries		Other		88,700.00
Other Educatianal Services			Total	170,700.00
STATUTORY EXPENDITURES		EQUALIZED VALUATION BASIS		
Pensians & F. I. C. A.	5,769.00	FOR NET DEBT COMPUTATION		15,720,227
Employee Fringe Benefits		REAL PROPERTY VALUATIONS		
Other Statutory Expenditures	500.00	Code Class	# of Parcels	% VAL'N	ASSESSED VALUATION
CETA And Other Public Employment Programs		1 Vacant Land	448	23.77	2,489,400.00
MUNICIPAL FUNCTIONS TOTAL	153,221.60	2 Residential	343	56.05	5,870,480.00
CAPITAL IMPROVEMENTS *MEMO*	4,300.00	3 Farm	70	10.42	1,091,300.00
DEBT SERVICE		4a Commercial	28	8.83	925,300.00
Principal Payments	6,500.00	4b Industrial			
Interest Payments	3,789.42	4c Apartments	3	.93	97,900.00
		Total	992		10,474,380.00
DEFERRED CHARGES	34,149.90	Land Area 12.00 Sq. Miles			
SCHOOL, COUNTY, SPECIAL DISTRICT TAXES	317,120.41	Net Valuation Taxable-Municipal			10,769,115
RESERVE FOR UNCOLLECTED TAXES	35,580.57	Net Valuation Taxable-County			17,053,580
EXPENDITURES TOTAL	550,371.90	State Equalized Valuation			19,328,680
		State Equalization Ratio			55.03

1980 PROPERTY TAX			
STATE EQUALIZED TAX RATE	1.08		
Local District Schaal Taxes			212,203.00
Regional & Consalidated Schaal Tax			
School Taxes in Municipal Budget			
County Taxes	.52	*	101,783.09
Caunty Library Taxes	.02		3,134.32
Local Municipal Purpase Taxes	.05		10,136.31
Veteran & Seniar Citizen Taxes			14,160.00
Total Taxes for Rate Computation	1.67		341,416.72
Special District Taxes			
Bank Corp. Taxes			3,058.27
Added and Omitted Taxes			2,371.16
Total Taxes Levied - ABSTRACT			332,686.15
Total Taxes Billed			329,751.85
1980 TAXES COLLECTED			300,896.22
1980 Taxes Cancelled, Abated or Adjusted			
Transfer to Tax Title Liens ar Foreclosed			1,504.20
Balance Outstanding Dec. 31, 1980			27,351.43
PRIOR YEARS TAXES OUTSTANDING			
Balance January 1, 1980			32,986.07
Collected in 1980			30,788.48
Cancelled, Abated ar Adjusted 1980			
Transfers ta Tax Title Liens or Foreclased			2,064.94
Balance December 31, 1980			132.65
TAX TITLE LIENS OUTSTANDING			
Balance January 1, 1980			8,764.11
Transfer Fram Taxes			3,824.95
Redeemed in 1980			4,352.03
Cancelled, Abated or Adjusted (1980)			
Transfers ta Fareclosed Praperty			
Balance December 31, 1980			8,237.03
PROPERTY ACQUIRED BY DEED OR FORECLOSURE			
Balance January 1, 1980			31,785.00
Transfers From Taxes or Liens			
Sale for Cash (1980)			
Cancelled, Abated or Adjusted (1980)			
Balance December 31, 1980			31,785.00
CURRENT FINANCES DECEMBER 31, 1980			
ASSETS			
Cash Dec. 31, 1980			127,078.39
Taxes Receivable			27,484.08
Tax Title Liens			8,237.03
Fareclased Praperty			31,785.00
Emergencies & Other Deferred Charges			37,975.31
State and Federal Aid Receivable			456.88
Other Receivables			
Total			233,016.69
LIABILITIES, RESERVES, AND SURPLUS			
Cash Liabilities			54,079.03
Reserves far Receivables			67,506.11
Surplus Dec. 31, 1980			111,431.55
Total			233,016.69

1980 3000

*Includes County Health Service Taxes or County Vocational School Taxes. See Table 13, pgs. 675, 676.

1439

Population 1970 5,545
Population 1980 5,485
S & P Rating
Moody Rating A

General Tax Rate Per $100 2.16
State Equalized Tax Rate 2.42

WHARTON BOROUGH — MORRIS COUNTY

Form of Government:
Borough Council
Number of Members on Governing Body 6

PER CAPITA		PER CENT.	
Gross Debt	524.69	Gross Debt	2.74
Net Debt	229.81	Net Debt	1.20
Debt Service	32.50	Tax Levy Collected	97.81
Total Tax Levy	551.66	Tax Levy Cancelled, Abated or Adjusted	.75
Municipal Expenditures	254.75		

EXPENDITURES		REVENUES-REALIZED	
GENERAL GOVERNMENT			
Governing Body & Public Boards			
Municipal Clerk		1980 Property Taxes Collected	2,964,647.31
Financial Administration	27,422.00	1980 Payments in Lieu of Taxes	
Assessment of Taxes	8,719.00	Delinquent Tax & Lien Collections	25,384.57
Collection of Taxes	11,450.00	Business Personalty Replacement Taxes	113,061.64
Planning, Housing & Development	14,830.00	Taxes from Public Utilities	157,092.00
Human Resources		Other Miscellaneous Tax Revenues	
Elections	1,525.20	State Aid Revenues	46,044.90
General Administration (other)	137,355.00	Federal Aid Revenues	
JUDICIARY		State and Local Fiscal Assistance Act Utilized	67,396.55
Municipal Courts	8,411.80	Sale of Acquired Property	
PUBLIC SAFETY		Other Miscellaneous Revenues	159,710.52
Fire Protection	27,930.00	Total	3,533,337.49
Police Protection	327,487.00	Prior Years Surplus Appropriated	200,000.00
Civil Defense & Disaster Control	850.00	REVENUES TOTAL	3,733,337.49
Environmental Inspection & Control	12,693.62	Reserve For Uncollected Taxes	118,054.89
Other Public Safety		CAPITAL OUTLAY TOTAL	323,754.37
PUBLIC WORKS			
Streets and Drainage	98,049.10	Public Enterprises	
Sewers and Sewage Processing	4,273.46	Recreation—Culture	
Garbage and Trash Disposal	116,451.00	Public Works	322,293.66
Public Buildings and Grounds	49,940.00	Buildings and Grounds	
Other Public Works	5,300.00	Library and Education	1,460.71
HEALTH and WELFARE		Conservation	
Health Services Except Environmental	25,245.00	All Other	
Welfare-Public Assistance	3,750.00	CAPITAL DEBT AUTHORIZED, DECEMBER 31, 1980	
Hospitals, Clinics, First Aid		ISSUED AND UNISSUED — GROSS DEBT / NET DEBT	
Animal, Insect, & Rodent Control		School	1,348,383
Other Welfare Services		Self-liquidating	269,000
RECREATION and CONSERVATION		Other	1,260,516 / 1,260,516
Beaches and Boardwalks		Total	2,877,900 / 1,260,516
Parks, Playgrounds, Shade Trees	51,369.00		
Land Reclamation & Conservation	294.74	ISSUED AND OUTSTANDING	
Other Recreational Services	19,800.00	School	1,297,299.43
EDUCATION (excluding schools)		Self-Liquidating	269,000.00
Libraries	38,120.00	Other	1,071,741.67
Other Educational Services		Total	2,638,041.10
STATUTORY EXPENDITURES		EQUALIZED VALUATION BASIS	
Pensions & F. I. C. A.	73,835.56	FOR NET DEBT COMPUTATION	104,896,589
Employee Fringe Benefits	25,117.28	REAL PROPERTY VALUATIONS	
Other Statutory Expenditures	4,000.00		
CETA And Other Public Employment Programs			
MUNICIPAL FUNCTIONS TOTAL	1,094,218.76		
CAPITAL IMPROVEMENTS *MEMO*	10,000.00		
DEBT SERVICE			
Principal Payments	134,100.00		
Interest Payments	44,175.51		
DEFERRED CHARGES	7,000.00		
SCHOOL, COUNTY, SPECIAL DISTRICT TAXES	2,237,602.53		
RESERVE FOR UNCOLLECTED TAXES	118,054.89		
EXPENDITURES TOTAL	3,635,151.69		

Code	Class	# of Parcels	% VAL'N	ASSESSED VALUATION
1	Vacant Land	158	3.49	4,782,300.00
2	Residential	1364	63.50	87,008,600.00
3	Farm	1		1,900.00
4a	Commercial	66	7.40	10,134,700.00
4b	Industrial	18	21.62	29,625,800.00
4c	Apartments	16	3.99	5,473,100.00
Total		1623		137,026,400.00

Land Area 1.95 Sq. Miles

Net Valuation Taxable-Municipal	137,650,001
Net Valuation Taxable-County	131,901,151
State Equalized Valuation	122,914,211
State Equalization Ratio	112.05

1980 PROPERTY TAX		
STATE EQUALIZED TAX RATE		
Local District School Taxes	.94	1,151,594.10
Regional & Consolidated School Tax	.50	608,212.35
School Taxes in Municipal Budget		
County Taxes	.39	477,696.18
County Library Taxes		
Local Municipal Purpose Taxes	.59	726,257.00
Veteran & Senior Citizen Taxes		39,070.10
Total Taxes for Rate Computation	2.42	3,002,929.53
Special District Taxes		
Bank Corp. Taxes		3,852.87
Added and Omitted Taxes		58,116.62
Total Taxes Levied - ABSTRACT		3,025,829.02
Total Taxes Billed		3,031,152.44
1980 TAXES COLLECTED		2,964,647.31
1980 Taxes Cancelled, Abated or Adjusted		22,847.21
Transfer to Tax Title Liens or Foreclosed		2,799.36
Balance Outstanding Dec. 31, 1980		40,858.46
PRIOR YEARS TAXES OUTSTANDING		
Balance January 1, 1980		26,002.76
Collected in 1980		25,384.57
Cancelled, Abated or Adjusted 1980		
Transfers to Tax Title Liens or Foreclosed		
Balance December 31, 1980		618.19
TAX TITLE LIENS OUTSTANDING		
Balance January 1, 1980		14,501.33
Transfer From Taxes		2,799.36
Redeemed in 1980		
Cancelled, Abated or Adjusted (1980)		
Transfers to Foreclosed Property		
Balance December 31, 1980		17,300.69
PROPERTY ACQUIRED BY DEED OR FORECLOSURE		
Balance January 1, 1980		8,455.00
Transfers From Taxes or Liens		
Sale for Cash (1980)		
Cancelled Abated or Adjusted (1980)		
Balance December 31, 1980		8,455.00
CURRENT FINANCES DECEMBER 31, 1980		
ASSETS		
Cash Dec. 31, 1980		429,963.73
Taxes Receivable		41,557.65
Tax Title Liens		17,300.69
Foreclosed Property		8,455.00
Emergencies & Other Deferred Charges		44,000.00
State and Federal Aid Receivable		
Other Receivables		57,169.63
Total		598,445.70
LIABILITIES, RESERVES, AND SURPLUS		
Cash Liabilities		104,285.30
Reserves for Receivables		124,481.97
Surplus Dec. 31, 1980		369,678.43
Total		598,445.70

1980-3000

2123

Population 1970 2,335
Population 1980 2,748
S & P Rating
Moody Rating

General Tax Rate Per $100. 1.87
State Equalized Tax Rate 1.42

WHITE TOWNSHIP — WARREN COUNTY

Form of Government:
Township Committee
Number of Members on Governing Body 3

PER CAPITA:		PER CENT:	
Gross Debt	40.07	Gross Debt	.11
Net Debt		Net Debt	
Debt Service		Tax Levy Collected	95.43
Total Tax Levy	638.22	Tax Levy Cancelled, Abated or Adjusted	.13
Municipal Expenditures	179.25		

EXPENDITURES		REVENUES-REALIZED	
GENERAL GOVERNMENT			
Governing Body & Public Boards			
Municipal Clerk		1980 Property Taxes Collected	1,680,035.30
Financial Administration	8,105.00	1980 Payments in Lieu of Taxes	
Assessment of Taxes	18,463.00	Delinquent Tax & Lien Collections	56,219.86
Collection of Taxes	13,072.00	Business Personalty Replacement Taxes	65,818.56
Planning, Housing & Development	36,990.00	Taxes from Public Utilities	141,389.00
Human Resources		Other Miscellaneous Tax Revenues	
Elections		State Aid Revenues	16,687.88
General Administration (other)	54,521.00	Federal Aid Revenues	
JUDICIARY		State and Local Fiscal Assistance Act Utilized	29,598.25
Municipal Courts	10,713.00	Sale of Acquired Property	
PUBLIC SAFETY		Other Miscellaneous Revenues	137,721.92
Fire Protection	10,250.00	Total	2,127,870.77
Police Protection	5,065.00	Prior Years Surplus Appropriated	293,300.31
Civil Defense & Disaster Control	300.00	REVENUES TOTAL	2,421,171.08
Environmental Inspection & Control	21,222.00	Reserve For Uncollected Taxes	103,260.08
Other Public Safety		CAPITAL OUTLAY TOTAL	139,514.55
PUBLIC WORKS			
Streets and Drainage	157,338.25	Public Enterprises	
Sewers and Sewage Processing		Recreation—Culture	
Garbage and Trash Disposal	2,700.00	Public Works	
Public Buildings and Grounds	7,860.00	Buildings and Grounds	139,514.55
Other Public Works		Library and Education	
HEALTH and WELFARE		Conservation	
Health Services Except Environmental	10,300.00	All Other	
Welfare-Public Assistance	2,510.00	CAPITAL DEBT AUTHORIZED, DECEMBER 31, 1980	
Hospitals, Clinics, First Aid	1,500.00	ISSUED AND UNISSUED — GROSS DEBT / NET DEBT	
Animal, Insect, & Rodent Control	3,550.00	School 110,000	
Other Welfare Services		Self-liquidating	
RECREATION and CONSERVATION		Other	
Beaches and Boardwalks		Total 110,000	
Parks, Playgrounds, Shade Trees	1,000.00		
Land Reclamation & Conservation	300.00	ISSUED AND OUTSTANDING	
Other Recreational Services		School	110,000.00
EDUCATION (excluding schools)		Self-Liquidating	
Libraries		Other	
Other Educational Services	1,000.00	Total	110,000.00
STATUTORY EXPENDITURES		EQUALIZED VALUATION BASIS	
Pensions & F I C A	16,662.00	FOR NET DEBT COMPUTATION	99,426,323
Employee Fringe Benefits	4,800.00	REAL PROPERTY VALUATIONS	
Other Statutory Expenditures	1,100.00		
CETA And Other Public Employment Programs			
MUNICIPAL FUNCTIONS TOTAL	389,321.25		
CAPITAL IMPROVEMENTS *MEMO*	144,000.00		
DEBT SERVICE			
Principal Payments			
Interest Payments			
DEFERRED CHARGES			
SCHOOL, COUNTY, SPECIAL DISTRICT TAXES	1,710,009.07		
RESERVE FOR UNCOLLECTED TAXES	103,260.08		
EXPENDITURES TOTAL	2,202,590.40		

Code	Class	# of Parcels	% VAL'N	ASSESSED VALUATION
1	Vacant Land	397	5.38	4,945,475.00
2	Residential	730	34.24	31,448,065.00
3	Farm	319	5.69	5,229,373.00
4a	Commercial	70	6.42	5,894,500.00
4b	Industrial	3	46.13	42,371,800.00
4c	Apartments	6	2.14	1,962,500.00
Total		1525		91,852,113.00

Land Area 27.35 Sq. Miles

Net Valuation Taxable-Municipal	91,888,997
Net Valuation Taxable-County	99,944,608
State Equalized Valuation	120,923,405
State Equalization Ratio	76.30

1980 PROPERTY TAX		
STATE EQUALIZED TAX RATE		
Local District School Taxes	.93	1,115,851.22
Regional & Consolidated School Tax		
School Taxes in Municipal Budget		
County Taxes	.47	* 564,718.05
County Library Taxes	.02	20,439.70
Local Municipal Purpose Taxes		
Veteran & Senior Citizen Taxes		20,960.00
Total Taxes for Rate Computation	1.42	1,730,969.07
Special District Taxes		
Bank Corp. Taxes		1,624.95
Added and Omitted Taxes		42,197.91
Total Taxes Levied - ABSTRACT		1,753,891.93
Total Taxes Billed		1,760,422.58
1980 TAXES COLLECTED		1,680,035.30
1980 Taxes Cancelled, Abated or Adjusted		2,351.43
Transfer to Tax Title Liens or Foreclosed		2,245.97
Balance Outstanding Dec. 31, 1980		75,789.98
PRIOR YEARS TAXES OUTSTANDING		
Balance January 1, 1980		76,348.47
Collected in 1980		56,219.86
Cancelled, Abated or Adjusted 1980		4,012.84
Transfers to Tax Title Liens or Foreclosed		
Balance December 31, 1980		16,115.77
TAX TITLE LIENS OUTSTANDING		
Balance January 1, 1980		12,898.61
Transfer From Taxes		2,245.87
Redeemed in 1980		
Cancelled, Abated or Adjusted (1980)		
Transfers to Foreclosed Property		
Balance December 31, 1980		15,144.48
PROPERTY ACQUIRED BY DEED OR FORECLOSURE		
Balance January 1, 1980		
Transfers From Taxes or Liens		
Sale for Cash (1980)		
Cancelled, Abated or Adjusted (1980)		
Balance December 31, 1980		

CURRENT FINANCES DECEMBER 31, 1980	
ASSETS	
Cash Dec. 31, 1980	1,055,600.22
Taxes Receivable	91,905.75
Tax Title Liens	15,144.48
Foreclosed Property	
Emergencies & Other Deferred Charges	86.00
State and Federal Aid Receivable	
Other Receivables	3,617.67
Total	1,206,362.22
LIABILITIES, RESERVES, AND SURPLUS	
Cash Liabilities	729,303.37
Reserves for Receivables	110,667.90
Surplus Dec. 31, 1980	366,390.95
Total	1,206,362.22

1980 3000

*Includes County Health Service Taxes or County Vocational School Taxes. See Table 13, pgs. 675, 676.

0514

Population 1970 4,110
Population 1980 4,913
S & P Rating
Moody Rating BAA-1

General Tax Rate Per $100. 3.28
State Equalized Tax Rate 2.34

WILDWOOD CITY – CAPE MAY COUNTY

Form of Government: Commission (1911)
Number of Members on Governing Body 3

PER CAPITA:		PER CENT	
Gross Debt	2,145.48	Gross Debt	4.60
Net Debt	1,278.23	Net Debt	2.74
Debt Service	144.22	Tax Levy Collected	88.47
Total Tax Levy	1,264.72	Tax Levy Cancelled, Abated or Adjusted	.02
Municipal Expenditures	1,480.74		

EXPENDITURES		REVENUES-REALIZED	
GENERAL GOVERNMENT			
Governing Body & Public Boards	25,725.00		
Municipal Clerk	98,270.00	1980 Property Taxes Collected	5,481,696.15
Financial Administration	66,615.48	1980 Payments in Lieu of Taxes	19,512.95
Assessment of Taxes	34,140.00	Delinquent Tax & Lien Collections	711,107.91
Collection of Taxes	45,200.00	Business Personalty Replacement Taxes	267,082.12
Planning, Housing & Development	29,890.00	Taxes from Public Utilities	516,908.00
Human Resources		Other Miscellaneous Tax Revenues	
Elections	6,400.00	State Aid Revenues	83,536.62
General Administration (other)	656,264.54	Federal Aid Revenues	
JUDICIARY		State and Local Fiscal Assistance Act Utilized	119,134.00
Municipal Courts	88,997.00	Sale of Acquired Property	
PUBLIC SAFETY		Other Miscellaneous Revenues	1,869,538.48
Fire Protection	395,950.00	Total	9,068,516.23
Police Protection	1,224,680.00	Prior Years Surplus Appropriated	270,000.00
Civil Defense & Disaster Control	3,850.00	REVENUES TOTAL	9,338,516.23
Environmental Inspection & Control	145,700.00	Reserve For Uncollected Taxes	757,879.07
Other Public Safety		CAPITAL OUTLAY TOTAL	1,001,371.04
PUBLIC WORKS			
Streets and Drainage	371,655.90	Public Enterprises	205,853.94
Sewers and Sewage Processing	625,025.51	Recreation—Culture	7,189.64
Garbage and Trash Disposal		Public Works	326,808.55
Public Buildings and Grounds	398,344.10	Buildings and Grounds	461,518.91
Other Public Works	3,893.00	Library and Education	
HEALTH and WELFARE		Conservation	
Health Services Except Environmental	54,134.00	All Other	
Welfare-Public Assistance	19,702.00		
Hospitals, Clinics, First Aid			
Animal, Insect, & Rodent Control	6,775.00		
Other Welfare Services			
RECREATION and CONSERVATION			
Beaches and Boardwalks	437,058.00		
Parks, Playgrounds, Shade Trees	183,100.00		
Land Reclamation & Conservation			
Other Recreational Services	75,550.00		
EDUCATION (excluding schools)			
Libraries			
Other Educational Services			
STATUTORY EXPENDITURES			
Pensions & F. I. C. A.	416,493.25		
Employee Fringe Benefits	219,218.98		
Other Statutory Expenditures	95,000.00		
CETA And Other Public Employment Programs			
MUNICIPAL FUNCTIONS TOTAL	5,727,721.76		
CAPITAL IMPROVEMENTS *MEMO*	18,000.00		
DEBT SERVICE			
Principal Payments	418,000.00		
Interest Payments	290,605.25		
TYPE I SCHL DEBT *MEMO	109,272.50		
DEFERRED CHARGES	80,681.97		
SCHOOL, COUNTY, SPECIAL DISTRICT TAXES	2,556,566.81		
RESERVE FOR UNCOLLECTED TAXES	757,879.07		
EXPENDITURES TOTAL	9,831,464.86		

CAPITAL DEBT AUTHORIZED, DECEMBER 31, 1980

ISSUED AND UNISSUED	GROSS DEBT	NET DEBT
School	568,000	
Self-liquidating	3,973,500	860,703
Other	5,999,250	5,419,250
Total	10,540,750	6,279,953

ISSUED AND OUTSTANDING	
School	568,000.00
Self-Liquidating	4,078,000.00
Other	5,999,250.00
Total	10,645,250.00
EQUALIZED VALUATION BASIS FOR NET DEBT COMPUTATION	229,349,441

REAL PROPERTY VALUATIONS

Code	Class	# of Parcels	% VAL'N	ASSESSED VALUATION
1	Vacant Land	566	4.15	7,590,200.00
2	Residential	2339	30.91	56,552,640.00
3	Farm			
4a	Commercial	511	36.41	66,602,800.00
4b	Industrial	16	.52	951,400.00
4c	Apartments	566	28.01	51,251,500.00
Total		3998		182,948,540.00

Land Area 1.12 Sq. Miles

Net Valuation Taxable-Municipal	187,742,830
Net Valuation Taxable-County	252,278,104
State Equalized Valuation	260,344,702
State Equalization Ratio	71.59

1980 PROPERTY TAX		
STATE EQUALIZED TAX RATE	.48	
Local District School Taxes		1,271,396.50
Regional & Consolidated School Tax		
School Taxes in Municipal Budget	.04	109,272.50
County Taxes	.42	1,112,878.28
County Library Taxes	.02	63,019.53
Local Municipal Purpose Taxes	1.37	3,600,876.94
Veteran & Senior Citizen Taxes		46,510.00
Total Taxes for Rate Computation	2.33	6,203,953.75
Special District Taxes		
Bank Corp. Taxes		18,234.90
Added and Omitted Taxes		27,944.27
Total Taxes Levied - ABSTRACT		6,213,622.92
Total Taxes Billed		6,195,909.10
1980 TAXES COLLECTED		5,481,696.15
1980 Taxes Cancelled, Abated or Adjusted		1,327.27
Transfer to Tax Title Liens or Foreclosed		25,883.68
Balance Outstanding Dec. 31, 1980		687,002.00
PRIOR YEARS TAXES OUTSTANDING		
Balance January 1, 1980		620,516.49
Collected in 1980		607,441.09
Cancelled, Abated or Adjusted 1980		
Transfers to Tax Title Liens or Foreclosed		13,075.40
Balance December 31, 1980		
TAX TITLE LIENS OUTSTANDING		
Balance January 1, 1980		184,261.61
Transfer From Taxes		40,514.06
Redeemed in 1980		103,666.82
Cancelled, Abated or Adjusted (1980)		
Transfers to Foreclosed Property		
Balance December 31, 1980		121,108.85
PROPERTY ACQUIRED BY DEED OR FORECLOSURE		
Balance January 1, 1980		89,140.00
Transfers From Taxes or Liens		
Sale for Cash (1980)		
Cancelled, Abated or Adjusted (1980)		
Balance December 31, 1980		89,140.00
CURRENT FINANCES DECEMBER 31, 1980		
ASSETS		
Cash Dec. 31, 1980		1,536,760.89
Taxes Receivable		687,002.00
Tax Title Liens		121,108.85
Foreclosed Property		89,140.00
Emergencies & Other Deferred Charges		116,575.51
State and Federal Aid Receivable		21,544.07
Other Receivables		268,589.70
Total		2,843,721.02
LIABILITIES, RESERVES, AND SURPLUS		
Cash Liabilities		950,923.93
Reserves for Receivables		1,160,840.55
Surplus Dec. 31, 1980		731,956.54
Total		2,843,721.02

1980/3000

* ABOVE DEBT SERVICE INCLUDES TYPE I SCHOOL DEBT

0515

Population 1970	3,495
Population 1980	4,149
S & P Rating	
Moody Rating	A

General Tax Rate Per $100. 2.26

State Equalized Tax Rate 1.50

WILDWOOD CREST BOROUGH — CAPE MAY COUNTY

Form of Government:
Commission (1911)

Number of Members on Governing Body 3

PER CAPITA:		PER CENT:	
Gross Debt	979.48	Gross Debt	1.55
Net Debt	946.92	Net Debt	1.34
Debt Service	83.95	Tax Levy Collected	92.95
Total Tax Levy	1,099.97	Tax Levy Cancelled, Abated ar Adjusted	.02
Municipal Expenditures	824.95		

EXPENDITURES		REVENUES-REALIZED	
GENERAL GOVERNMENT			
Gaverning Body & Public Boards			
Municipal Clerk		1980 Praperty Taxes Collected	4,240,805.28
Financial Administration	48,673.51	1980 Payments in Lieu of Taxes	
Assessment af Taxes	24,090.00	Delinquent Tax & Lien Collections	337,422.78
Collection of Taxes	35,140.00	Business Personalty Replacement Taxes	124,307.52
Planning, Housing & Develapment	18,748.00	Taxes fram Public Utilities	210,821.00
Human Resaurces		Other Miscellaneaus Tax Revenues	
Elections		State Aid Revenues	34,699.10
General Administration (ather)	364,498.25	Federal Aid Revenues	
JUDICIARY		State and Local Fiscal Assistance Act Utilized	89,876.00
Municipal Courts	27,418.00	Sale of Acquired Property	
PUBLIC SAFETY		Other Miscellaneous Revenues	750,917.51
Fire Pratection	43,900.00	Total	5,788,849.19
Police Protection	593,664.49	Priar Years Surplus Appropriated	223,479.55
Civil Defense & Disaster Contral	1,000.00	REVENUES TOTAL	6,012,328.74
Enviranmental Inspectian & Cantral	12,000.00	Reserve Far Uncallected Taxes	442,799.78
Other Public Safety		CAPITAL OUTLAY TOTAL	
PUBLIC WORKS			
Streets and Drainage	315,030.00	Public Enterprises	
Sewers and Sewage Processing	201,170.00	Recreation—Culture	
Garbage and Trash Disposal	214,914.00	Public Works	
Public Buildings and Graunds	19,200.00	Buildings and Grounds	
Other Public Works	72,270.44	Library and Educatian	
HEALTH and WELFARE		Canservation	
Health Services Except Enviranmental	3,056.49	All Other	
Welfare-Public Assistance	2,070.00	CAPITAL DEBT AUTHORIZED, DECEMBER 31, 1980	
Hospitals, Clinics, First Aid		ISSUED AND UNISSUED — GROSS DEBT — NET DEBT	
Animal, Insect, & Rodent Control	3,200.00	School 550,000	
Other Welfare Services		Self-liquidating	
RECREATION and CONSERVATION		Other 3,513,865 — 3,513,865	
Beaches and Baardwalks	144,720.80	Total 4,063,865 — 3,513,865	
Parks, Playgrounds, Shade Trees	12,000.00		
Land Reclamatian & Canservatian		ISSUED AND OUTSTANDING	
Other Recreatianal Services	87,169.91	School	550,000.00
EDUCATION (excluding schools)		Self-Liquidating	
Libraries		Other	3,504,650.00
Other Educatianal Services		Total	4,054,650.00
STATUTORY EXPENDITURES		EQUALIZED VALUATION BASIS	
Pensions & F. I. C. A.	193,985.45	FOR NET DEBT COMPUTATION	262,392,484
Emplayee Fringe Benefits	138,784.16	REAL PROPERTY VALUATIONS	
Other Statutary Expenditures	28,000.00	Code Class # af Parcels % VAL'N — ASSESSED VALUATION	
CETA And Other Public Employment Programs		1 Vacant Land 258 3.61 — 7,191,300.00	
MUNICIPAL FUNCTIONS TOTAL	2,604,703.50	2 Residential 2396 50.32 — 100,132,900.00	
CAPITAL IMPROVEMENTS *MEMO*	30,000.00	3 Farm	
DEBT SERVICE		4a Commercial 241 41.34 — 82,274,100.00	
Principal Payments	152,100.00	4b Industrial	
Interest Payments	196,192.67	4c Apartments 105 4.72 — 9,400,800.00	
		Total 3000 — 198,999,100.00	
DEFERRED CHARGES	27,102.92	Land Area 1.03 Sq. Miles	
SCHOOL, COUNTY, SPECIAL DISTRICT TAXES	2,773,212.09	Net Valuation Taxable-Municipal	199,851,202
RESERVE FOR UNCOLLECTED TAXES	442,799.78	Net Valuatian Taxable-County	281,465,829
EXPENDITURES TOTAL	6,196,110.96	State Equalized Valuation	298,978,095
		State Equalization Ratio	66.75

1980 PROPERTY TAX		
STATE EQUALIZED TAX RATE →		
Local District School Taxes	.49	1,460,427.87
Regianal & Consalidated School Tax		
Schaal Taxes in Municipal Budget		
County Taxes	.41	1,242,432.52
County Library Taxes	.02	70,351.70
Local Municipal Purpase Taxes	.58	1,745,500.00
Veteran & Seniar Citizen Taxes		50,710.00
Total Taxes for Rate Computation	1.50	4,569,422.09
Special District Taxes		
Bank Corp. Taxes		1,146.08
Added and Omitted Taxes		43,932.77
Total Taxes Levied - ABSTRACT		4,563,790.94
Total Taxes Billed		4,562,433.75
1980 TAXES COLLECTED		4,240,805.29
1980 Taxes Cancelled, Abated or Adjusted		853.94
Transfer ta Tax Title Liens ar Foreclosed		
Balance Outstanding Dec. 31, 1980		320,774.53
PRIOR YEARS TAXES OUTSTANDING		
Balance January 1, 1980		348,694.06
Collected in 1980		337,422.78
Cancelled, Abated ar Adjusted 1980		129.54
Transfers ta Tax Title Liens ar Fareclosed		
Balance December 31, 1980		11,141.74
TAX TITLE LIENS OUTSTANDING		
Balance January 1, 1980		
Transfer Fram Taxes		
Redeemed in 1980		
Cancelled, Abated ar Adjusted (1980)		
Transfers ta Fareclased Praperty		
Balance December 31, 1980		
PROPERTY ACQUIRED BY DEED OR FORECLOSURE		
Balance January 1, 1980		281,571.96
Transfers Fram Taxes or Liens		
Sale for Cash (1980)		278,271.96
Cancelled, Abated ar Adjusted (1980)		
Balance December 31, 1980		3,300.00
CURRENT FINANCES DECEMBER 31, 1980		
ASSETS		
Cash Dec. 31, 1980		1,477,222.97
Taxes Receivable		331,916.27
Tax Title Liens		
Fareclosed Praperty		3,300.00
Emergencies & Other Deferred Charges		52,800.00
State and Federal Aid Receivable		
Other Receivables		2,028.29
Total		1,867,267.53
LIABILITIES, RESERVES, AND SURPLUS		
Cash Liabilities		967,261.30
Reserves far Receivables		337,244.56
Surplus Dec. 31, 1980		562,761.67
Total		1,867,267.53

0338

Population 1970 43,775
Population 1980 39,912
S & P Rating
Maody Rating BAA-1

General Tax Rate Per $100
3.08
State Equalized Tax Rate
3.33

WILLINGBORO TOWNSHIP — BURLINGTON CO.

Form of Government:
Council-Manager Plan E (OMCL50)
Number of Members on Governing Body 5

PER CAPITA		PER CENT	
Gross Debt	380.33	Gross Debt	3.48
Net Debt	115.92	Net Debt	1.06
Debt Service	16.02	Tax Levy Collected	97.67
Total Tax Levy	389.93	Tax Levy Cancelled, Abated or Adjusted	.10
Municipal Expenditures	180.98		

EXPENDITURES		REVENUES-REALIZED	
GENERAL GOVERNMENT			
Gaverning Body & Public Boards	62,401.52		
Municipal Clerk	36,335.00	1980 Praperty Taxes Collected	15,255,317.11
Financial Administration	118,919.32	1980 Payments in Lieu of Taxes	
Assessment of Taxes	36,039.63	Delinquent Tax & Lien Collections	265,491.84
Collection of Taxes	53,774.20	Business Personalty Replacement Taxes	146,372.64
Planning, Housing & Develapment	45,583.10	Taxes from Public Utilities	1,189,963.00
Human Resaurces	1,050.00	Other Miscellaneaus Tax Revenues	
Elections		State Aid Revenues	867,497.89
General Administratian (other)	400,066.18	Federal Aid Revenues	90,430.93
JUDICIARY		State and Local Fiscal Assistance Act Utilized	365,791.11
Municipal Courts	57,366.49	Sale af Acquired Praperty	
PUBLIC SAFETY		Other Miscellaneous Revenues	1,138,073.82
Fire Protectian	109,119.00	Total	19,318,938.34
Police Protection	1,996,020.00	Prior Years Surplus Appraprieted	655,000.00
Civil Defense & Disaster Contral	9,610.00	REVENUES TOTAL	19,973,938.34
Enviranmental Inspection & Control	119,091.55	Reserve For Uncallected Taxes	465,544.39
Other Public Safety		CAPITAL OUTLAY TOTAL	251,113.75
PUBLIC WORKS			
Streets and Drainage	713,245.70	Public Enterprises	
Sewers and Sewage Pracessing		Recreation--Culture	
Garbage and Trash Disposal	725,223.11	Public Warks	167,538.76
Public Buildings and Grounds	113,169.00	Buildings and Grounds	83,574.99
Other Public Warks		Library and Educatian	
HEALTH and WELFARE		Conservatian	
Health Services Except Enviranmental	2,362.00	All Other	
Welfare-Public Assistance	11,432.00	CAPITAL DEBT AUTHORIZED, DECEMBER 31, 1980	
Haspitals, Clinics, First Aid		ISSUED AND UNISSUED — GROSS DEBT / NET DEBT	
Animal, Insect, & Radent Control	26,977.00	School	10,553,000
Other Welfare Services	1,050.00	Self-liquidating	
RECREATION and CONSERVATION		Other	4,626,722 / 4,626,722
Beaches and Boardwalks		Total	15,179,722 / 4,626,722
Parks, Playgrounds, Shade Trees			
Land Reclamatian & Canservatian		ISSUED AND OUTSTANDING	
Other Recreational Services	303,023.00	School	10,553,000.00
EDUCATION (excluding schools)		Self-Liquidating	
Libraries	571,716.68	Other	4,374,000.00
Other Educational Services		Total	14,927,000.00
STATUTORY EXPENDITURES		EQUALIZED VALUATION BASIS	
Pensions & F. I. C. A.	369,184.00	FOR NET DEBT COMPUTATION	436,600,580
Employee Fringe Benefits	122,292.00		
Other Statutary Expenditures	17,300.00		
CETA And Other Public Emplayment Programs	94,474.00		
MUNICIPAL FUNCTIONS TOTAL	6,116,844.48		
CAPITAL IMPROVEMENTS *MEMO*	10.00		
DEBT SERVICE			
Principal Payments	401,000.00		
Interest Payments	238,487.30		
DEFERRED CHARGES	1,017.50		
SCHOOL, COUNTY, SPECIAL DISTRICT TAXES	12,692,436.68		
RESERVE FOR UNCOLLECTED TAXES	465,544.39		
EXPENDITURES TOTAL	19,915,730.35		

REAL PROPERTY VALUATIONS

Code	Class	# of Parcels	% VAL'N	ASSESSED VALUATION
1	Vacant Land	174	.73	3,657,040.00
2	Residential	10978	91.45	458,096,070.00
3	Farm	5	.02	124,530.00
4a	Commercial	139	7.38	36,981,730.00
4b	Industrial	8	.41	2,048,000.00
4c	Apartments			
Total		11304		500,907,370.00

Land Area 7.60 Sq. Miles

Net Valuation Taxable-Municipal	505,873,445
Net Valuatian Taxable-County	444,537,135
State Equalized Valuation	467,612,579
State Equalizatian Ratio	108.27

1980 PROPERTY TAX

STATE EQUALIZED TAX RATE	2.13	
Local District School Taxes		9,975,121.00
Regional & Cansalidated School Tax		
School Taxes in Municipal Budget		
County Taxes	.58	2,717,315.69
County Library Taxes		
Local Municipal Purpase Taxes	.61	2,843,414.00
Veteran & Senior Citizen Taxes		191,270.00
Total Taxes for Rate Computatian	3.32	15,727,120.69
Special District Taxes		
Bank Carp. Taxes		11,765.29
Added and Omitted Taxes		15,087.61
Total Taxes Levied - ABSTRACT		15,562,703.58
Total Taxes Billed		15,618,793.87
1980 TAXES COLLECTED		15,255,317.11
1980 Taxes Cancelled, Abated or Adjusted		14,866.41
Transfer to Tax Title Liens or Fareclased		6.16
Balance Outstanding Dec. 31, 1980		348,604.19

PRIOR YEARS TAXES OUTSTANDING

Balance January 1, 1980	269,732.68
Collected in 1980	265,491.84
Cancelled, Abated or Adjusted 1980	
Transfers to Tax Title Liens or Foreclased	
Balance December 31, 1980	4,240.84

TAX TITLE LIENS OUTSTANDING

Balance January 1, 1980	157.08
Transfer From Taxes	6.16
Redeemed in 1980	
Cancelled, Abated or Adjusted (1980)	
Transfers to Foreclosed Praperty	
Balance December 31, 1980	163.24

PROPERTY ACQUIRED BY DEED OR FORECLOSURE

Balance January 1, 1980	1,430.00
Transfers From Taxes or Liens	
Sale for Cash (1980)	
Cancelled. Abated ar Adjusted (1980)	
Balance December 31, 1980	1,430.00

CURRENT FINANCES DECEMBER 31, 1980

ASSETS

Cash Dec. 31, 1980	8,012,693.42
Taxes Receivable	352,845.03
Tax Title Liens	163.24
Fareclosed Property	1,430.00
Emergencies & Other Deferred Charges	
State and Federal Aid Receivable	15,092.22
Other Receivables	34,253.21
Total	8,416,477.12

LIABILITIES, RESERVES, AND SURPLUS

Cash Liabilities	7,108,002.91
Reserves for Receivables	380,389.48
Surplus Dec 31, 1980	928,084.73
Total	8,416,477.12

2021

Population 1970 2,195
Population 1980 1,785
S & P Rating
Maody Rating

General Tax Rate Per $100. 18.84
State Equalized Tax Rate 10.22

WINFIELD TOWNSHIP — UNION COUNTY

Form of Government:
Township Committee
Number of Members on Governing Body 3

PER CAPITA:		PER CENT:	
Grass Debt	19.50	Grass Debt	1.48
Net Debt	19.50	Net Debt	1.48
Debt Service		Tox Levy Collected	100.00
Total Tax Levy	150.96	Tax Levy Cancelled, Abated or Adjusted	
Municipol Expenditures	146.40		

EXPENDITURES		REVENUES-REALIZED	
GENERAL GOVERNMENT			
Governing Body & Public Baards			
Municipal Clerk		1980 Praperty Taxes Collected	269,542.75
Financial Administratian	7,525.00	1980 Payments in Lieu of Taxes	
Assessment af Taxes	1,150.00	Delinquent Tax & Lien Collections	
Collectian af Taxes	175.00	Business Personalty Replacement Taxes	4,648.68
Planning, Hausing & Development		Taxes fram Public Utilities	30,559.00
Human Resaurces	1,000.00	Other Miscellaneous Tax Revenues	
Elections		State Aid Revenues	81,506.31
General Administratian (ather)	41,213.80	Federal Aid Revenues	
JUDICIARY		State and Local Fiscal Assistance Act Utilized	12,927.00
Municipal Caurts	4,365.00	Sale af Acquired Property	
PUBLIC SAFETY		Other Miscellaneaus Revenues	32,824.56
Fire Pratectian	12,600.00	Total	432,008.30
Police Pratectian	121,622.10	Priar Years Surplus Appropriated	48,823.00
Civil Defense & Disaster Control	250.00	REVENUES TOTAL	480,831.30
Enviranmental Inspectian & Control	2,000.00	Reserve Far Uncallected Taxes	
Other Public Safety		CAPITAL OUTLAY TOTAL	14,487.70
PUBLIC WORKS			
Streets and Drainage	8,900.00	Public Enterprises	
Sewers and Sewage Pracessing		Recreatian—Culture	
Garbage and Trash Disposal		Public Warks	14,487.70
Public Buildings and Graunds	16,955.00	Buildings and Grounds	
Other Public Warks	200.00	Library and Education	
HEALTH and WELFARE		Canservatian	
Health Services Except Enviranmental	12,412.00	All Other	
Welfare-Public Assistance	1,290.00	CAPITAL DEBT AUTHORIZED, DECEMBER 31, 1980	
Haspitals, Clinics, First Aid		ISSUED AND UNISSUED — GROSS DEBT / NET DEBT	
Animal, Insect, & Radent Cantral	1,425.00	School	
Other Welfare Services		Self-liquidating	
RECREATION and CONSERVATION		Other	34,800 / 34,800
Beaches and Baardwalks		Total	34,800 / 34,800
Parks, Playgraunds, Shade Trees			
Land Reclamatian & Canservatian		ISSUED AND OUTSTANDING	
Other Recreatianal Services	2,050.00	Schaal	
EDUCATION (excluding schaals)		Self-Liquidating	
Libraries		Other	
Other Educatianal Services		Tatal	
STATUTORY EXPENDITURES		EQUALIZED VALUATION BASIS	
Pensians & F. I. C. A	13,400.00	FOR NET DEBT COMPUTATION	2,354,726
Employee Fringe Benefits	6,000.00	REAL PROPERTY VALUATIONS	
Other Statutary Expenditures	1,000.00	Code Class # of Parcels % VAL'N — ASSESSED VALUATION	
CETA And Other Public Employment Programs		1 Vacant Land 1 15.82 — 220,200.00	
MUNICIPAL FUNCTIONS TOTAL	255,532.90	2 Residential 254 77.71 — 1,081,500.00	
CAPITAL IMPROVEMENTS *MEMO*		3 Farm	
DEBT SERVICE		4a Commercial 1 6.47 — 90,000.00	
Principal Payments		4b Industrial	
Interest Payments		4c Apartments	
		Total 256 — 1,391,700.00	
DEFERRED CHARGES	5,800.00	Land Area .17 Sq. Miles	
SCHOOL, COUNTY, SPECIAL DISTRICT TAXES	171,909.27	Net Valuatian Taxable-Municipal	1,430,694
RESERVE FOR UNCOLLECTED TAXES		Net Valuatian Taxable-County	2,876,096
EXPENDITURES TOTAL	433,242.17	State Equalized Valuatian	2,602,450
		State Equolizatian Ratio	54.29

1980 PROPERTY TAX		
STATE EQUALIZED TAX RATE		
Local District School Taxes	5.98	157,687.62
Regionol & Consalidated Schaal Tax		
School Taxes in Municipal Budget		
County Taxes	.54	14,221.65
County Library Taxes		
Local Municipal Purpase Taxes	3.70	97,548.00
Veteran & Seniar Citizen Taxes		
Total Taxes for Rate Computation	10.22	269,457.27
Special District Taxes		
Bank Corp. Taxes		
Added and Omitted Taxes		
Total Taxes Levied - ABSTRACT		269,457.27
Total Taxes Billed		269,542.75
1980 TAXES COLLECTED		269,542.75
1980 Taxes Cancelled, Abated ar Adjusted		
Transfer ta Tax Title Liens ar Foreclosed		
Balance Outstanding Dec. 31, 1980		
PRIOR YEARS TAXES OUTSTANDING		
Balance January 1, 1980		
Collected in 1980		
Cancelled, Abated or Adjusted 1980		
Transfers ta Tax Title Liens or Fareclosed		
Balance December 31, 1980		
TAX TITLE LIENS OUTSTANDING		
Balance January 1, 1980		
Transfer Fram Taxes		
Redeemed in 1980		
Cancelled, Abated ar Adjusted (1980)		
Transfers ta Fareclased Property		
Balance December 31, 1980		
PROPERTY ACQUIRED BY DEED OR FORECLOSURE		
Balance January 1, 1980		
Transfers Fram Taxes ar Liens		
Sale for Cash (1980)		
Cancelled, Abated or Adjusted (1980)		
Balance December 31, 1980		
CURRENT FINANCES DECEMBER 31, 1980		
ASSETS		
Cash Dec. 31, 1980		186,622.96
Taxes Receivable		
Tax Title Liens		
Fareclased Praperty		
Emergencies & Other Deferred Charges		1,074.73
State and Federal Aid Receivable		
Other Receivables		378.00
Total		188,375.69
LIABILITIES, RESERVES, AND SURPLUS		
Cash Liabilities		62,646.93
Reserves for Receivables		378.00
Surplus Dec. 31, 1980		125,350.76
Total		188,375.69

0436

Population 1970 11,225
Population 1980 20,034
S & P Rating
Moody Rating

General Tax Rate Per $100 2.75
State Equalized Tax Rate 2.63

WINSLOW TOWNSHIP — CAMDEN COUNTY

Form of Government:
Township Committee
Number of Members on Governing Body 7

PER CAPITA		PER CENT	
Gross Debt	533.36	Gross Debt	4.60
Net Debt	5.47	Net Debt	.05
Debt Service		Tax Levy Collected	91.52
Total Tax Levy	362.28	Tax Levy Cancelled, Abated or Adjusted	.58
Municipal Expenditures	316.09		

EXPENDITURES	
GENERAL GOVERNMENT	
Governing Body & Public Boards	
Municipal Clerk	
Financial Administration	67,860.00
Assessment of Taxes	82,471.00
Collection of Taxes	90,871.00
Planning, Housing & Development	69,000.00
Human Resources	
Elections	9,300.00
General Administration (other)	527,305.00
JUDICIARY	
Municipal Courts	75,080.00
PUBLIC SAFETY	
Fire Protection	198,100.00
Police Protection	1,279,415.00
Civil Defense & Disaster Control	4,800.00
Environmental Inspection & Control	46,530.00
Other Public Safety	
PUBLIC WORKS	
Streets and Drainage	1,091,000.00
Sewers and Sewage Processing	
Garbage and Trash Disposal	236,200.00
Public Buildings and Grounds	186,500.00
Other Public Works	168,685.00
HEALTH and WELFARE	
Health Services Except Environmental	13,050.00
Welfare-Public Assistance	22,000.00
Hospitals, Clinics, First Aid	
Animal, Insect, & Rodent Control	3,000.00
Other Welfare Services	
RECREATION and CONSERVATION	
Beaches and Boardwalks	
Parks, Playgrounds, Shade Trees	106,000.00
Land Reclamation & Conservation	
Other Recreational Services	9,000.00
EDUCATION (excluding schools)	
Libraries	
Other Educational Services	
STATUTORY EXPENDITURES	
Pensions & F. I. C. A.	297,900.00
Employee Fringe Benefits	195,000.00
Other Statutory Expenditures	11,000.00
CETA And Other Public Employment Programs	22,200.00
MUNICIPAL FUNCTIONS TOTAL	4,812,267.00
CAPITAL IMPROVEMENTS *MEMO*	42,000.00
DEBT SERVICE	
Principal Payments	
Interest Payments	
DEFERRED CHARGES	828,604.85
SCHOOL, COUNTY, SPECIAL DISTRICT TAXES	7,009,788.46
RESERVE FOR UNCOLLECTED TAXES	691,613.15
EXPENDITURES TOTAL	13,342,273.46

REVENUES-REALIZED	
1980 Property Taxes Collected	6,647,152.95
1980 Payments in Lieu of Taxes	
Delinquent Tax & Lien Collections	552,218.46
Business Personalty Replacement Taxes	197,907.84
Taxes from Public Utilities	2,467,376.00
Other Miscellaneous Tax Revenues	90,000.00
State Aid Revenues	91,716.96
Federal Aid Revenues	22,756.00
State and Local Fiscal Assistance Act Utilized	535,688.00
Sale of Acquired Property	
Other Miscellaneous Revenues	1,035,972.22
Total	11,644,788.43
Prior Years Surplus Appropriated	2,399,920.00
REVENUES TOTAL	14,044,708.43
Reserve For Uncollected Taxes	691,613.15
CAPITAL OUTLAY TOTAL	478,536.72
Public Enterprises	473,470.56
Recreation—Culture	
Public Works	2,901.66
Buildings and Grounds	2,564.50
Library and Education	
Conservation	
All Other	

CAPITAL DEBT AUTHORIZED, DECEMBER 31, 1980

ISSUED AND UNISSUED	GROSS DEBT	NET DEBT
School	4,625,463	
Self-liquidating	5,950,340	
Other	109,500	109,500
Total	10,685,303	109,500
ISSUED AND OUTSTANDING		
School		4,406,205.86
Self-Liquidating		5,950,340.00
Other		
Total		10,356,545.86
EQUALIZED VALUATION BASIS FOR NET DEBT COMPUTATION		232,242,896

REAL PROPERTY VALUATIONS

Code	Class	# of Parcels	% VAL'N	ASSESSED VALUATION
1	Vacant Land	2623	13.26	31,893,050.00
2	Residential	5052	66.94	161,007,100.00
3	Farm	772	5.27	12,679,450.00
4a	Commercial	178	6.61	15,889,500.00
4b	Industrial	18	6.34	15,249,100.00
4c	Apartments	15	1.59	3,819,200.00
Total		8658		240,537,400.00

Land Area	57.78 Sq. Miles
Net Valuation Taxable-Municipal	254,560,238
Net Valuation Taxable-County	262,495,845
State Equalized Valuation	264,667,423
State Equalization Ratio	95.97

1980 PROPERTY TAX		
STATE EQUALIZED TAX RATE		
Local District School Taxes	.86	2,275,702.50
Regional & Consolidated School Tax	.63	1,660,201.42
School Taxes in Municipal Budget		
County Taxes	1.13	* 3,007,638.17
County Library Taxes	.02	66,246.37
Local Municipal Purpose Taxes		
Veteran & Senior Citizen Taxes		132,010.00
Total Taxes for Rate Computation	2.64	7,141,798.46
Special District Taxes		
Bank Corp. Taxes		3,855.24
Added and Omitted Taxes		244,317.31
Total Taxes Levied - ABSTRACT		7,257,961.01
Total Taxes Billed		7,263,308.53
1980 TAXES COLLECTED		6,647,152.95
1980 Taxes Cancelled, Abated or Adjusted		42,383.85
Transfer to Tax Title Liens or Foreclosed		97,981.33
Balance Outstanding Dec. 31, 1980		475,790.40
PRIOR YEARS TAXES OUTSTANDING		
Balance January 1, 1980		505,533.79
Collected in 1980		442,321.75
Cancelled, Abated or Adjusted 1980		4,509.95
Transfers to Tax Title Liens or Foreclosed		38,444.73
Balance December 31, 1980		20,258.36
TAX TITLE LIENS OUTSTANDING		
Balance January 1, 1980		288,312.31
Transfer From Taxes		142,594.81
Redeemed in 1980		109,896.71
Cancelled, Abated or Adjusted (1980)		
Transfers to Foreclosed Property		
Balance December 31, 1980		321,010.41
PROPERTY ACQUIRED BY DEED OR FORECLOSURE		
Balance January 1, 1980		1,954,187.50
Transfers From Taxes or Liens		
Sale for Cash (1980)		
Cancelled, Abated or Adjusted (1980)		
Balance December 31, 1980		1,954,187.50
CURRENT FINANCES DECEMBER 31, 1980		
ASSETS		
Cash Dec. 31, 1980		4,092,410.80
Taxes Receivable		496,048.76
Tax Title Liens		321,010.41
Foreclosed Property		1,954,187.50
Emergencies & Other Deferred Charges		6,211.65
State and Federal Aid Receivable		26,342.62
Other Receivables		165,984.58
Total		7,062,196.32
LIABILITIES, RESERVES, AND SURPLUS		
Cash Liabilities		1,376,876.38
Reserves for Receivables		2,937,231.25
Surplus Dec. 31, 1980		2,748,088.69
Total		7,062,196.32

*Includes County Health Service Taxes or County Vocational School Taxes. See Table 13, pgs. 675, 676.

0269

Population 1970 8,440
Population 1980 7,929
S & P Rating
Moody Rating

General Tax Rate Per $100. 2.15
State Equalized Tax Rate 1.71

WOOD-RIDGE BOROUGH — BERGEN COUNTY

Form of Government:
Borough Council
Number of Members on Governing Body 6

PER CAPITA:		PER CENT:	
Gross Debt	108.25	Gross Debt	.39
Net Debt	107.29	Net Debt	.39
Debt Service	12.56	Tax Levy Collected	99.02
Total Tax Levy	523.57	Tax Levy Cancelled, Abated or Adjusted	.05
Municipal Expenditures	265.70		

EXPENDITURES	
GENERAL GOVERNMENT	
Governing Body & Public Boards	
Municipal Clerk	
Financial Administration	17,300.00
Assessment of Taxes	6,063.00
Collection of Taxes	29,484.00
Planning, Housing & Development	11,310.00
Human Resources	575.00
Elections	3,046.48
General Administration (other)	176,956.00
JUDICIARY	
Municipal Courts	8,400.00
PUBLIC SAFETY	
Fire Protection	81,455.00
Police Protection	445,995.60
Civil Defense & Disaster Control	225.00
Environmental Inspection & Control	12,485.00
Other Public Safety	
PUBLIC WORKS	
Streets and Drainage	189,686.95
Sewers and Sewage Processing	80,788.15
Garbage and Trash Disposal	71,136.00
Public Buildings and Grounds	61,966.56
Other Public Works	26,000.00
HEALTH and WELFARE	
Health Services Except Environmental	25,249.00
Welfare-Public Assistance	2,285.00
Hospitals, Clinics, First Aid	
Animal, Insect, & Rodent Control	
Other Welfare Services	
RECREATION and CONSERVATION	
Beaches and Boardwalks	
Parks, Playgrounds, Shade Trees	1,502.71
Land Reclamation & Conservation	
Other Recreational Services	4,614.83
EDUCATION (excluding schools)	
Libraries	66,819.37
Other Educational Services	
STATUTORY EXPENDITURES	
Pensions & F. I. C. A.	123,882.57
Employee Fringe Benefits	39,983.63
Other Statutory Expenditures	59,155.00
CETA And Other Public Employment Programs	141,000.00
MUNICIPAL FUNCTIONS TOTAL	1,687,364.85
CAPITAL IMPROVEMENTS *MEMO*	5,000.00
DEBT SERVICE	
Principal Payments	69,000.00
Interest Payments	30,610.94
DEFERRED CHARGES	114,559.30
SCHOOL, COUNTY, SPECIAL DISTRICT TAXES	2,968,966.11
RESERVE FOR UNCOLLECTED TAXES	205,214.82
EXPENDITURES TOTAL	5,075,716.02

REVENUES-REALIZED		
1980 Property Taxes Collected		4,109,123.09
1980 Payments in Lieu of Taxes		
Delinquent Tax & Lien Collections		120,673.46
Business Personalty Replacement Taxes		403,494.72
Taxes from Public Utilities		308,586.00
Other Miscellaneous Tax Revenues		
State Aid Revenues		57,167.21
Federal Aid Revenues		138,185.11
State and Local Fiscal Assistance Act Utilized		94,739.00
Sale of Acquired Property		
Other Miscellaneous Revenues		128,493.48
	Total	5,360,462.07
Prior Years Surplus Appropriated		39,400.00
REVENUES	TOTAL	5,399,862.07
Reserve For Uncollected Taxes		205,214.82
CAPITAL OUTLAY	TOTAL	141,946.02
Public Enterprises		
Recreation—Culture		
Public Works		113,739.41
Buildings and Grounds		28,206.61
Library and Education		
Conservation		
All Other		

CAPITAL DEBT AUTHORIZED, DECEMBER 31, 1980

ISSUED AND UNISSUED	GROSS DEBT	NET DEBT
School	7,580	
Self-liquidating		
Other	850,741	850,741
Total	858,321	850,741
ISSUED AND OUTSTANDING		
School		
Self-Liquidating		
Other		838,525.00
Total		838,525.00
EQUALIZED VALUATION BASIS FOR NET DEBT COMPUTATION		217,756,444

REAL PROPERTY VALUATIONS

Code	Class	# of Parcels	% VAL'N	ASSESSED VALUATION
1	Vacant Land	53	1.39	2,648,100.00
2	Residential	2240	62.00	118,463,815.00
3	Farm			
4a	Commercial	65	7.78	14,870,550.00
4b	Industrial	14	23.55	45,001,500.00
4c	Apartments	19	5.29	10,099,600.00
Total		2391		191,083,565.00

Land Area 1.10 Sq. Miles

Net Valuation Taxable-Municipal	192,333,847
Net Valuation Taxable-County	248,273,297
State Equalized Valuation	240,714,535
State Equalization Ratio	79.81

1980 PROPERTY TAX		
STATE EQUALIZED TAX RATE		
Local District School Taxes	.98	2,371,298.00
Regional & Consolidated School Tax		
School Taxes in Municipal Budget		
County Taxes	.25	597,668.11
County Library Taxes		
Local Municipal Purpose Taxes	.48	1,154,052.29
Veteran & Senior Citizen Taxes		94,590.00
Total Taxes for Rate Computation	1.71	4,217,608.40
Special District Taxes		
Bank Corp. Taxes		12,245.70
Added and Omitted Taxes		16,157.95
Total Taxes Levied - ABSTRACT		4,151,422.05
Total Taxes Billed		4,149,636.66
1980 TAXES COLLECTED		4,109,123.09
1980 Taxes Cancelled, Abated or Adjusted		2,008.10
Transfer to Tax Title Liens or Foreclosed		43.00
Balance Outstanding Dec. 31, 1980		38,462.47
PRIOR YEARS TAXES OUTSTANDING		
Balance January 1, 1980		62,546.98
Collected in 1980		60,336.73
Cancelled, Abated or Adjusted 1980		
Transfers to Tax Title Liens or Foreclosed		
Balance December 31, 1980		2,210.25
TAX TITLE LIENS OUTSTANDING		
Balance January 1, 1980		180.25
Transfer From Taxes		43.00
Redeemed in 1980		
Cancelled, Abated or Adjusted (1980)		
Transfers to Foreclosed Property		
Balance December 31, 1980		223.25
PROPERTY ACQUIRED BY DEED OR FORECLOSURE		
Balance January 1, 1980		165,550.00
Transfers From Taxes or Liens		
Sale for Cash (1980)		
Cancelled, Abated or Adjusted (1980)		
Balance December 31, 1980		165,550.00
CURRENT FINANCES DECEMBER 31, 1980		
ASSETS		
Cash Dec. 31, 1980		1,122,221.02
Taxes Receivable		40,672.72
Tax Title Liens		223.25
Foreclosed Property		165,550.00
Emergencies & Other Deferred Charges		119,916.85
State and Federal Aid Receivable		
Other Receivables		2,617.51
Total		1,451,201.35
LIABILITIES, RESERVES, AND SURPLUS		
Cash Liabilities		781,432.38
Reserves for Receivables		209,063.48
Surplus Dec. 31, 1980		460,705.49
Total		1,451,201.35

0516

Population 1970 2,625
Population 1980 2,805
S & P Rating
Moody Rating

General Tax Rate Per $100. 3.54
State Equalized Tax Rate 3.04

WOODBINE BOROUGH — CAPE MAY COUNTY

Form of Government:
Borough Council
Number of Members on Governing Body 6

PER CAPITA		PER CENT	
Gross Debt	97.54	Gross Debt	2.11
Net Debt		Net Debt	
Debt Service		Tax Levy Collected	80.39
Total Tax Levy	177.12	Tax Levy Concelled, Abated or Adjusted	.21
Municipal Expenditures	156.12		

EXPENDITURES	
GENERAL GOVERNMENT	
Governing Body & Public Boards	
Municipal Clerk	
Finoncial Administration	7,533.00
Assessment of Taxes	4,721.00
Collection of Taxes	8,460.02
Planning, Housing & Development	4,115.00
Humon Resources	
Elections	700.00
General Administration (other)	83,573.94
JUDICIARY	
Municipal Courts	14,629.00
PUBLIC SAFETY	
Fire Protection	22,655.00
Police Protection	76,610.00
Civil Defense & Disaster Control	1,000.00
Environmental Inspection & Control	7,121.00
Other Public Safety	
PUBLIC WORKS	
Streets and Drainage	47,280.00
Sewers and Sewage Processing	
Garbage and Trash Disposal	
Public Buildings and Grounds	19,500.00
Other Public Works	17,443.00
HEALTH and WELFARE	
Health Services Except Environmentol	741.00
Welfare-Public Assistance	3,203.00
Hospitals, Clinics, First Aid	
Animal, Insect, & Rodent Control	3,900.00
Other Welfare Services	
RECREATION and CONSERVATION	
Beaches and Boardwalks	
Parks, Playgrounds, Shade Trees	
Lond Reclomotion & Conservotion	
Other Recreotional Services	150.00
EDUCATION (excluding schools)	
Libraries	
Other Educotional Services	
STATUTORY EXPENDITURES	
Pensions & F. I. C. A.	19,128.56
Employee Fringe Benefits	7,300.00
Other Statutory Expenditures	1,500.00
CETA And Other Public Employment Programs	
MUNICIPAL FUNCTIONS TOTAL	351,273.52
CAPITAL IMPROVEMENTS *MEMO*	
DEBT SERVICE	
Principol Payments	
Interest Payments	
DEFERRED CHARGES	
SCHOOL, COUNTY, SPECIAL DISTRICT TAXES	394,887.33
RESERVE FOR UNCOLLECTED TAXES	87,275.63
EXPENDITURES TOTAL	833,426.48

REVENUES-REALIZED		
1980 Property Taxes Collected		398,906.11
1980 Payments in Lieu of Taxes		
Delinquent Tax & Lien Collections		62,456.03
Business Personalty Replacement Taxes		24,098.76
Taxes from Public Utilities		45,439.00
Other Miscellaneous Tax Revenues		
State Aid Revenues		68,728.26
Federal Aid Revenues		
State and Local Fiscal Assistance Act Utilized		44,971.00
Sale of Acquired Property		
Other Miscelloneous Revenues		53,723.93
	Total	698,323.09
Prior Years Surplus Appropriated		65,000.00
REVENUES	TOTAL	763,323.09
Reserve For Uncollected Taxes		87,275.63

CAPITAL OUTLAY	TOTAL
Public Enterprises	
Recreation—Culture	
Public Works	
Buildings and Grounds	
Library and Education	
Conservation	
All Other	

CAPITAL DEBT AUTHORIZED, DECEMBER 31, 1980

ISSUED AND UNISSUED	GROSS DEBT	NET DEBT
School	274,000	
Self-liquidating		
Other		
Total	274,000	

ISSUED AND OUTSTANDING	
School	274,000.00
Self-Liquidating	
Other	
Total	274,000.00

EQUALIZED VALUATION BASIS FOR NET DEBT COMPUTATION	13,619,308

REAL PROPERTY VALUATIONS

Code	Class	# of Parcels	% VAL'N	ASSESSED VALUATION
1	Vacant Land	404	8.38	1,105,400.00
2	Residential	442	54.18	7,144,650.00
3	Farm	59	6.45	850,550.00
4a	Commercial	73	14.48	1,909,650.00
4b	Industrial	9	7.32	965,400.00
4c	Apartments	9	9.19	1,211,700.00
Total		996		13,187,350.00

Land Area 8.00 Sq. Miles

Net Valuation Taxable-Municipal	13,985,923
Net Valuation Taxable-County	15,933,493
State Equalized Valuation	16,143,500
State Equalization Ratio	85.94

1980 PROPERTY TAX		
STATE EQUALIZED TAX RATE		
Local District School Taxes	1.07	320,657.75
Regional & Consolidated School Tax		
School Taxes in Municipal Budget		
County Taxes	.43	70,251.27
County Library Taxes	.02	3,979.21
Local Municipal Purpose Taxes	.61	99,864.62
Veteran & Senior Citizen Taxes		14,330.00
Total Taxes for Rate Computation	3.03	509,081.85
Special District Taxes		
Bank Corp. Taxes		1,351.50
Added and Omitted Taxes		1,389.60
Total Taxes Levied - ABSTRACT		497,533.45
Total Taxes Billed		496,211.28
1980 TAXES COLLECTED		398,906.11
1980 Taxes Cancelled, Abated or Adjusted		1,552.71
Transfer to Tax Title Liens or Foreclosed		8,584.93
Balance Outstanding Dec. 31, 1980		87,167.63

PRIOR YEARS TAXES OUTSTANDING	
Balance January 1, 1980	60,260.78
Collected in 1980	49,135.55
Cancelled, Abated or Adjusted 1980	
Transfers to Tax Title Liens or Foreclosed	11,125.23
Balance December 31, 1980	

TAX TITLE LIENS OUTSTANDING	
Balance January 1, 1980	22,356.75
Transfer From Taxes	20,496.84
Redeemed in 1980	12,320.48
Cancelled, Abated or Adjusted (1980)	
Transfers to Foreclosed Property	
Balance December 31, 1980	30,533.11

PROPERTY ACQUIRED BY DEED OR FORECLOSURE	
Balance January 1, 1980	176,795.00
Transfers From Taxes or Liens	
Sale for Cash (1980)	
Cancelled, Abated or Adjusted (1980)	
Balance December 31, 1980	176,795.00

CURRENT FINANCES DECEMBER 31, 1980 ASSETS	
Cash Dec. 31, 1980	172,069.37
Taxes Receivable	87,167.63
Tax Title Liens	30,533.11
Foreclosed Property	176,795.00
Emergencies & Other Deferred Charges	149.58
State and Federal Aid Receivable	53.93
Other Receivables	1,196.12
Total	467,963.72
LIABILITIES, RESERVES, AND SURPLUS	
Cash Liabilities	65,308.07
Reserves for Receivables	295,681.86
Surplus Dec 31, 1980	106,973.80
Total	467,963.72

1225

Population 1970	99,155		
Population 1980	90,074	General Tax Rate Per $100	3.81
S & P Rating		State Equalized Tax Rate	2.40
Moody Rating	AA		

WOODBRIDGE TOWNSHIP – MIDDLESEX CO.

Form of Government:

Mayor-Council Plan F (OMCL50)

Number of Members on Governing Body 9

PER CAPITA		PER CENT:	
Gross Debt	426.00	Gross Debt	2.24
Net Debt	369.52	Net Debt	1.94
Debt Service	40.75	Tax Levy Collected	97.22
Total Tax Levy	534.67	Tax Levy Cancelled, Abated or Adjusted	.04
Municipal Expenditures	289.51		

EXPENDITURES	
GENERAL GOVERNMENT	
Governing Body & Public Boards	73,608.00
Municipal Clerk	93,460.00
Financial Administration	139,727.00
Assessment of Taxes	954,778.00
Collection of Taxes	110,692.00
Planning, Housing & Development	190,429.00
Human Resources	67,300.00
Elections	29,375.00
General Administration (other)	2,517,038.00
JUDICIARY	
Municipal Courts	217,983.00
PUBLIC SAFETY	
Fire Protection	
Police Protection	4,647,389.00
Civil Defense & Disaster Control	22,441.00
Environmental Inspection & Control	183,606.00
Other Public Safety	5,550.00
PUBLIC WORKS	
Streets and Drainage	2,068,119.00
Sewers and Sewage Processing	1,613,203.87
Garbage and Trash Disposal	1,534,726.00
Public Buildings and Grounds	229,369.00
Other Public Works	21,050.48
HEALTH and WELFARE	
Health Services Except Environmental	371,411.01
Welfare-Public Assistance	57,355.00
Hospitals, Clinics, First Aid	45,000.00
Animal, Insect, & Rodent Control	
Other Welfare Services	187,060.00
RECREATION and CONSERVATION	
Beaches and Boardwalks	
Parks, Playgrounds, Shade Trees	794,744.00
Land Reclamation & Conservation	550.00
Other Recreational Services	19,400.00
EDUCATION (excluding schools)	
Libraries	1,442,000.00
Other Educational Services	8,000.00
STATUTORY EXPENDITURES	
Pensions & F. I. C. A.	1,492,650.39
Employee Fringe Benefits	
Other Statutory Expenditures	40,000.00
CETA And Other Public Employment Programs	1,653,575.80
MUNICIPAL FUNCTIONS TOTAL	20,823,390.55
CAPITAL IMPROVEMENTS *MEMO*	72,000.00
DEBT SERVICE	
Principal Payments	2,179,000.00
Interest Payments	1,494,850.70
DEFERRED CHARGES	518,766.20
SCHOOL, COUNTY, SPECIAL DISTRICT TAXES	45,640,069.15
RESERVE FOR UNCOLLECTED TAXES	1,061,000.00
EXPENDITURES TOTAL	72,717,076.60

REVENUES-REALIZED	
1980 Property Taxes Collected	46,921,603.64
1980 Payments in Lieu of Taxes	
Delinquent Tax & Lien Collections	1,252,505.16
Business Personalty Replacement Taxes	2,407,549.28
Taxes from Public Utilities	12,888,666.00
Other Miscellaneous Tax Revenues	24,295.87
State Aid Revenues	926,994.03
Federal Aid Revenues	1,590,137.39
State and Local Fiscal Assistance Act Utilized	1,282,392.11
Sale of Acquired Property	1,208,405.50
Other Miscelloneous Revenues	2,486,292.48
Total	70,988,841.46
Prior Years Surplus Appropriated	2,260,000.00
REVENUES TOTAL	73,248,841.46
Reserve For Uncollected Taxes	1,061,000.00
CAPITAL OUTLAY TOTAL	2,746,757.40
Public Enterprises	
Recreation—Culture	161,628.37
Public Works	2,518,521.81
Buildings and Grounds	66,607.22
Library and Education	
Conservation	
All Other	

CAPITAL DEBT AUTHORIZED, DECEMBER 31, 1980

ISSUED AND UNISSUED	GROSS DEBT	NET DEBT
School	4,611,000	
Self-liquidating	216,500	216,500
Other	33,544,153	33,069,745
Total	38,371,653	33,285,245

ISSUED AND OUTSTANDING	
School	4,611,000.00
Self-Liquidating	175,000.00
Other	30,041,000.00
Total	34,827,000.00
EQUALIZED VALUATION BASIS FOR NET DEBT COMPUTATION	1,712,689,697

REAL PROPERTY VALUATIONS

Code	Class	# of Parcels	% VAL'N	ASSESSED VALUATION
1	Vacant Land	1952	3.86	45,539,500.00
2	Residential	22992	55.97	660,965,200.00
3	Farm			
4a	Commercial	994	16.69	197,043,400.00
4b	Industrial	166	18.50	218,523,900.00
4c	Apartments	59	4.99	58,883,800.00
Total		26163		1,180,955,800.00

Land Area 23.10 Sq. Miles

Net Valuation Taxable-Municipal	1,194,863,319
Net Valuation Taxable-County	2,208,550,354
State Equalized Valuation	1,888,671,750
State Equalization Ratio	63.05

1980 PROPERTY TAX		
STATE EQUALIZED TAX RATE →		
Local District School Taxes	1.68	31,924,110.46
Regional & Consolidated School Tax		
School Taxes in Municipal Budget		
County Taxes	.66	12,464,900.31
County Library Taxes		
Local Municipal Purpose Taxes	.06	1,158,639.27
Veteran & Senior Citizen Taxes		791,890.00
Total Taxes for Rate Computation	2.40	46,229,540.14
Special District Taxes		2,351,058.28
Bank Corp. Taxes		41,052.68
Added and Omitted Taxes		315,947.48
Total Taxes Levied - ABSTRACT		48,150,708.66
Total Taxes Billed		48,261,380.14
1980 TAXES COLLECTED		46,921,603.64
1980 Taxes Cancelled, Abated or Adjusted		20,780.21
Transfer to Tax Title Liens or Foreclosed		114,705.87
Balance Outstanding Dec. 31, 1980		1,204,256.32

PRIOR YEARS TAXES OUTSTANDING	
Balance January 1, 1980	994,447.05
Collected in 1980	787,319.39
Cancelled, Abated or Adjusted 1980	30,326.39
Transfers to Tax Title Liens or Foreclosed	8,851.58
Balance December 31, 1980	167,949.69
TAX TITLE LIENS OUTSTANDING	
Balance January 1, 1980	1,025,963.93
Transfer From Taxes	124,573.23
Redeemed in 1980	465,185.77
Cancelled, Abated or Adjusted (1980)	
Transfers to Foreclosed Property	
Balance December 31, 1980	685,351.49
PROPERTY ACQUIRED BY DEED OR FORECLOSURE	
Balance January 1, 1980	1,634,084.50
Transfers From Taxes or Liens	
Sale for Cash (1980)	1,208,405.50
Cancelled, Abated or Adjusted (1980)	
Balance December 31, 1980	425,679.00

CURRENT FINANCES DECEMBER 31, 1980	
ASSETS	
Cash Dec. 31, 1980	4,725,074.98
Taxes Receivable	1,377,249.01
Tax Title Liens	685,351.49
Foreclosed Property	425,679.00
Emergencies & Other Deferred Charges	1,195,739.74
State and Federal Aid Receivable	5,100.63
Other Receivables	9,239.21
Total	8,422,394.05
LIABILITIES, RESERVES, AND SURPLUS	
Cash Liabilities	2,411,519.65
Reserves for Receivables	2,492,518.71
Surplus Dec. 31, 1980	3,518,365.69
Total	8,422,394.05

0822

Population 1970 12,455
Population 1980 10,353
S & P Rating
Moody Rating

General Tax Rate Per $100. 4.86
State Equalized Tax Rate 2.89

WOODBURY CITY — GLOUCESTER COUNTY

Form of Government:
Special Charter (P.L. 1870 c.271)
Number of Members on Governing Body 9

PER CAPITA		PER CENT	
Gross Debt	221.40	Gross Debt	1.72
Net Debt	29.00	Net Debt	.22
Debt Service	1.37	Tax Levy Collected	94.97
Totol Tax Levy	418.01	Tax Levy Cancelled, Abated or Adjusted	
Municipal Expenditures	238.07		

EXPENDITURES		
GENERAL GOVERNMENT		
Governing Body & Public Boords	10,700.00	
Municipal Clerk	38,500.00	
Financial Administration	30,100.00	
Assessment of Taxes	30,005.68	
Collection of Taxes	19,060.00	
Planning, Housing & Development	21,675.00	
Human Resources		
Elections	5,500.00	
Generol Administrotion (other)	110,325.00	
JUDICIARY		
Municipal Courts	51,650.00	
PUBLIC SAFETY		
Fire Protection	160,320.00	
Police Protection	645,859.00	
Civil Defense & Disoster Control	4,850.00	
Environmental Inspection & Control	53,750.00	
Other Public Sofety		
PUBLIC WORKS		
Streets and Drainage	268,822.50	
Sewers and Sewage Processing		
Garbage and Trash Disposal	129,482.85	
Public Buildings and Grounds	61,700.00	
Other Public Works	2,250.00	
HEALTH and WELFARE		
Health Services Except Environmental	2,600.00	
Welfare-Public Assistance	7,600.00	
Hospitals, Clinics, First Aid		
Animal, Insect, & Rodent Control	4,000.00	
Other Welfare Services		
RECREATION and CONSERVATION		
Beaches and Boardwalks		
Parks, Playgrounds, Shade Trees	67,530.76	
Land Reclamation & Conservation		
Other Recreational Services	15,100.00	
EDUCATION (excluding schools)		
Libraries	47,900.00	
Other Educational Services		
STATUTORY EXPENDITURES		
Pensions & F. I. C. A.	193,940.59	
Employee Fringe Benefits	49,400.00	
Other Statutory Expenditures	6,600.00	
CETA And Other Public Employment Progroms	101,504.72	
MUNICIPAL FUNCTIONS TOTAL	2,140,766.10	
CAPITAL IMPROVEMENTS *MEMO*	11,200.00	
DEBT SERVICE		
Principal Payments	14,000.00	
Interest Payments	154.00	
TYPE I SCHL DEBT *MEMO	14,154.00	
DEFERRED CHARGES	62,066.35	
SCHOOL, COUNTY, SPECIAL DISTRICT TAXES	3,246,458.26	
RESERVE FOR UNCOLLECTED TAXES	257,119.06	
EXPENDITURES TOTAL	5,720,563.77	

REVENUES-REALIZED		
1980 Property Taxes Collected		4,085,686.13
1980 Payments in Lieu of Taxes		
Delinquent Tax & Lien Collections		219,877.87
Business Personalty Replocement Taxes		161,160.20
Taxes from Public Utilities		528,640.00
Other Miscellaneous Tax Revenues		
State Aid Revenues		113,386.82
Federal Aid Revenues		101,504.72
State and Local Fiscal Assistance Act Utilized		115,592.96
Sale of Acquired Property		
Other Miscellaneous Revenues		362,792.24
Total		5,688,640.94
Prior Years Surplus Appropriated		150,000.00
REVENUES TOTAL		5,838,640.94
Reserve For Uncollected Taxes		257,119.06
CAPITAL OUTLAY TOTAL		567,561.37
Public Enterprises		388,537.70
Recreation—Culture		
Public Works		4,780.67
Buildings and Grounds		170,073.00
Library and Education		4,170.00
Conservation		
All Other		

CAPITAL DEBT AUTHORIZED, DECEMBER 31, 1980		
ISSUED AND UNISSUED	GROSS DEBT	NET DEBT
School	1,248,000	
Self-liquidating	743,998	
Other	300,200	300,200
Totol	2,292,198	300,200
ISSUED AND OUTSTANDING		
School		1,248,000.00
Self-Liquidating		400,000.00
Other		215,600.00
Total		1,863,600.00
EQUALIZED VALUATION BASIS FOR NET DEBT COMPUTATION		133,149,476

REAL PROPERTY VALUATIONS

Code	Class	# of Parcels	% VAL'N	ASSESSED VALUATION
1	Vacant Land	300	2.53	2,144,300.00
2	Residential	2911	65.77	55,647,700.00
3	Farm			
4a	Commercial	243	25.65	21,703,400.00
4b	Industrial	7	1.06	898,000.00
4c	Apartments	20	4.98	4,216,600.00
Total		3481		84,610,000.00

Land Area 2.13 Sq. Miles

Net Valuation Toxoble-Municipal	88,472,468
Net Valuation Taxable-County	142,369,097
State Equalized Valuation	146,020,528
State Equalization Rotio	59.57

1980 PROPERTY TAX		
STATE EQUALIZED TAX RATE		
Local District School Taxes	1.50	2,268,752.25
Regional & Consolidated School Tax		
School Taxes in Municipal Budget		525.00
County Taxes	.50	877,181.01
County Library Taxes		
Local Municipal Purpose Taxes	.71	1,048,983.56
Veteran & Senior Citizen Taxes		95,680.00
Total Taxes for Rate Computation	2.86	4,391,121.82
Special District Taxes		
Bank Corp. Taxes		25,595.62
Added and Omitted Taxes		6,650.14
Total Taxes Levied - ABSTRACT		4,327,677.58
Total Taxes Billed		4,302,091.96
1980 TAXES COLLECTED		4,085,686.13
1980 Taxes Cancelled, Abated or Adjusted		
Transfer to Tax Title Liens or Foreclosed		
Balance Outstanding Dec 31, 1980		216,405.83

PRIOR YEARS TAXES OUTSTANDING	
Balance January 1, 1980	194,491.59
Collected in 1980	191,994.05
Cancelled, Abated or Adjusted 1980	
Transfers to Tax Title Liens or Foreclosed	
Balance December 31, 1980	2,497.03
TAX TITLE LIENS OUTSTANDING	
Balance January 1, 1980	125,756.14
Transfer From Taxes	
Redeemed in 1980	27,882.92
Cancelled, Abated or Adjusted (1980)	
Transfers to Foreclosed Property	
Balance December 31, 1980	97,873.22
PROPERTY ACQUIRED BY DEED OR FORECLOSURE	
Balance January 1, 1980	29,605.00
Transfers From Taxes or Liens	
Sale for Cash (1980)	
Cancelled, Abated or Adjusted (1980)	
Balance December 31, 1980	29,605.00

CURRENT FINANCES DECEMBER 31, 1980	
ASSETS	
Cash Dec. 31, 1980	542,392.53
Taxes Receivable	218,902.86
Tax Title Liens	97,873.22
Foreclosed Property	29,605.00
Emergencies & Other Deferred Chorges	21,897.97
State and Federal Aid Receivable	
Other Receivables	92,386.28
Totol	1,303,058.26
LIABILITIES, RESERVES, AND SURPLUS	
Cash Liabilities	271,377.15
Reserves for Receivables	438,767.36
Surplus Dec. 31, 1980	592,913.75
Total	1,303,058.26

1980-3000

* ABOVE DEBT SERVICE INCLUDES TYPE I SCHOOL DEBT

0823

Papulation 1970 3,630
Population 1980 3,460
S & P Rating
Moody Rating

General Tax Rate Per $100. 2.31
State Equalized Tax Rate 2.12

WOODBURY HEIGHTS BOROUGH — GLOUCESTER COUNTY

Form of Government:
Borough Council
Number of Members on Governing Body 6

PER CAPITA:		PER CENT:	
Gross Debt	533.05	Gross Debt	3.16
Net Debt	116.40	Net Debt	.69
Debt Service	4.12	Tax Levy Collected	95.47
Total Tax Levy	402.83	Tax Levy Cancelled, Abated or Adjusted	
Municipal Expenditures	164.26		

EXPENDITURES	
GENERAL GOVERNMENT	
Governing Body & Public Boards	
Municipal Clerk	
Financial Administration	14,613.01
Assessment of Taxes	5,334.10
Collection of Taxes	9,038.32
Planning, Housing & Development	3,508.05
Human Resources	
Elections	2,129.37
General Administration (other)	67,956.12
JUDICIARY	
Municipal Courts	12,632.16
PUBLIC SAFETY	
Fire Protection	24,595.79
Police Protection	99,078.57
Civil Defense & Disaster Control	1,860.98
Environmental Inspection & Control	2,855.93
Other Public Safety	
PUBLIC WORKS	
Streets and Drainage	74,285.04
Sewers and Sewage Processing	
Garbage and Trash Disposal	46,515.51
Public Buildings and Grounds	26,053.11
Other Public Works	2,250.00
HEALTH and WELFARE	
Health Services Except Environmental	505.47
Welfare-Public Assistance	2,220.00
Hospitals, Clinics, First Aid	
Animal, Insect, & Rodent Control	500.00
Other Welfare Services	
RECREATION and CONSERVATION	
Beaches and Boardwalks	
Parks, Playgrounds, Shade Trees	5,187.23
Land Reclamation & Conservation	
Other Recreational Services	
EDUCATION (excluding schools)	
Libraries	
Other Educational Services	
STATUTORY EXPENDITURES	
Pensions & F I C A	18,842.14
Employee Fringe Benefits	
Other Statutory Expenditures	4,597.17
CETA And Other Public Employment Programs	38,212.00
MUNICIPAL FUNCTIONS TOTAL	462,770.07
CAPITAL IMPROVEMENTS *MEMO*	
DEBT SERVICE	
Principal Payments	5,000.00
Interest Payments	9,243.76
DEFERRED CHARGES	46,770.94
SCHOOL, COUNTY, SPECIAL DISTRICT TAXES	1,249,221.67
RESERVE FOR UNCOLLECTED TAXES	44,548.92
EXPENDITURES TOTAL	1,817,555.36

REVENUES-REALIZED		
1980 Property Taxes Collected		1,329,221.77
1980 Payments in Lieu of Taxes		
Delinquent Tax & Lien Collections		53,037.46
Business Personalty Replacement Taxes		41,968.00
Taxes from Public Utilities		161,550.00
Other Miscellaneous Tax Revenues		
State Aid Revenues		27,833.67
Federal Aid Revenues		34,898.96
State and Local Fiscal Assistance Act Utilized		23,934.00
Sale of Acquired Property		
Other Miscellaneous Revenues		70,693.23
	Total	1,743,137.09
Prior Years Surplus Appropriated		1,000.00
REVENUES	TOTAL	1,744,137.09
Reserve For Uncollected Taxes		44,548.92
CAPITAL OUTLAY	TOTAL	50,639.31
Public Enterprises		
Recreation—Culture		
Public Works		47,389.31
Buildings and Grounds		3,250.00
Library and Education		
Conservation		
All Other		

CAPITAL DEBT AUTHORIZED, DECEMBER 31, 1980

ISSUED AND UNISSUED	GROSS DEBT	NET DEBT
School	1,140,096	
Self-liquidating	301,500	
Other	402,750	402,750
Total	1,844,346	402,750

ISSUED AND OUTSTANDING	
School	1,140,096.81
Self-Liquidating	276,500.00
Other	331,500.00
Total	1,748,096.81
EQUALIZED VALUATION BASIS FOR NET DEBT COMPUTATION	58,435,338

REAL PROPERTY VALUATIONS

Code	Class	# of Parcels	% VAL'N	ASSESSED VALUATION
1	Vacant Land	201	3.78	2,238,700.00
2	Residential	966	69.21	41,014,900.00
3	Farm			
4a	Commercial	66	19.43	11,513,900.00
4b	Industrial	7	7.30	4,325,700.00
4c	Apartments	3	.29	171,500.00
Total		1243		59,264,700.00

Land Area 1.23 Sq. Miles

Net Valuation Taxable-Municipal	59,939,500
Net Valuation Taxable-County	60,993,645
State Equalized Valuation	65,233,297
State Equalization Ratio	91.90

1980 PROPERTY TAX		
STATE EQUALIZED TAX RATE	.53	
Local District School Taxes	.53	343,444.00
Regional & Consolidated School Tax	.80	522,795.96
School Taxes in Municipal Budget		
County Taxes	.57	374,158.26
County Library Taxes	.01	8,823.45
Local Municipal Purpose Taxes	.20	133,096.79
Veteran & Senior Citizen Taxes		26,810.00
Total Taxes for Rate Computation	2.11	1,409,128.46
Special District Taxes		
Bank Corp. Taxes		2,973.94
Added and Omitted Taxes		8,491.22
Total Taxes Levied - ABSTRACT		1,393,783.62
Total Taxes Billed		1,393,093.67
1980 TAXES COLLECTED		1,329,221.77
1980 Taxes Cancelled, Abated or Adjusted		
Transfer to Tax Title Liens or Foreclosed		
Balance Outstanding Dec. 31, 1980		63,871.90
PRIOR YEARS TAXES OUTSTANDING		
Balance January 1, 1980		53,357.07
Collected in 1980		46,469.01
Cancelled, Abated or Adjusted 1980		
Transfers to Tax Title Liens or Foreclosed		
Balance December 31, 1980		6,888.06
TAX TITLE LIENS OUTSTANDING		
Balance January 1, 1980		17,751.49
Transfer From Taxes		
Redeemed in 1980		6,568.45
Cancelled, Abated or Adjusted (1980)		
Transfers to Foreclosed Property		
Balance December 31, 1980		11,183.04
PROPERTY ACQUIRED BY DEED OR FORECLOSURE		
Balance January 1, 1980		7,739.12
Transfers From Taxes or Liens		
Sale for Cash (1980)		
Cancelled, Abated or Adjusted (1980)		
Balance December 31, 1980		7,739.12

CURRENT FINANCES DECEMBER 31, 1980	
ASSETS	
Cash Dec. 31, 1980	215,736.16
Taxes Receivable	70,759.96
Tax Title Liens	11,183.04
Foreclosed Property	7,739.12
Emergencies & Other Deferred Charges	71,268.96
State and Federal Aid Receivable	814.50
Other Receivables	49,920.04
Total	427,421.87
LIABILITIES, RESERVES, AND SURPLUS	
Cash Liabilities	230,659.43
Reserves for Receivables	138,646.28
Surplus Dec. 31, 1980	58,116.16
Total	427,421.87

0268

Population 1970	5,510
Population 1980	5,644
S & P Rating	
Moody Rating	A

General Tax Rate Per $100 3.73

State Equalized Tax Rate 2.54

WOODCLIFF LAKE BOROUGH — BERGEN COUNTY

Form of Government:
Borough Council
Number of Members on Governing Body 6

PER CAPITA		PER CENT	
Gross Debt	1,363.75	Gross Debt	3.73
Net Debt	1,176.64	Net Debt	3.27
Debt Service	132.97	Tax Levy Collected	97.38
Total Tax Levy	1,092.84	Tax Levy Cancelled, Abated or Adjusted	
Municipal Expenditures	484.72		

EXPENDITURES	
GENERAL GOVERNMENT	
Governing Body & Public Boards	
Municipal Clerk	
Financial Administration	28,961.00
Assessment of Taxes	8,550.00
Collection of Taxes	16,615.00
Planning, Housing & Development	6,451.94
Human Resources	1,000.00
Elections	474.57
General Administration (other)	281,016.19
JUDICIARY	
Municipal Courts	8,400.00
PUBLIC SAFETY	
Fire Protection	36,000.00
Police Protection	481,204.71
Civil Defense & Disaster Control	
Environmental Inspection & Control	20,148.70
Other Public Safety	52,236.91
PUBLIC WORKS	
Streets and Drainage	238,722.96
Sewers and Sewage Processing	143,748.31
Garbage and Trash Disposal	287,467.00
Public Buildings and Grounds	45,450.00
Other Public Works	2,358.80
HEALTH and WELFARE	
Health Services Except Environmental	14,174.00
Welfare-Public Assistance	1,525.00
Hospitals, Clinics, First Aid	1,000.00
Animal, Insect, & Rodent Control	
Other Welfare Services	
RECREATION and CONSERVATION	
Beaches and Boardwalks	
Parks, Playgrounds, Shade Trees	47,175.00
Land Reclamation & Conservation	
Other Recreational Services	41,335.00
EDUCATION (excluding schools)	
Libraries	
Other Educational Services	
STATUTORY EXPENDITURES	
Pensions & F. I. C. A.	96,757.98
Employee Fringe Benefits	
Other Statutory Expenditures	
CETA And Other Public Employment Programs	
MUNICIPAL FUNCTIONS TOTAL	1,860,773.07
CAPITAL IMPROVEMENTS *MEMO*	5,000.00
DEBT SERVICE	
Principal Payments	373,200.00
Interest Payments	377,296.25
DEFERRED CHARGES	3,385.08
SCHOOL, COUNTY, SPECIAL DISTRICT TAXES	4,221,678.83
RESERVE FOR UNCOLLECTED TAXES	121,131.38
EXPENDITURES TOTAL	6,957,464.61

REVENUES REALIZED	
1980 Property Taxes Collected	6,037,228.97
1980 Payments in Lieu of Taxes	
Delinquent Tax & Lien Collections	96,659.30
Business Personalty Replacement Taxes	47,800.60
Taxes from Public Utilities	318,154.00
Other Miscellaneous Tax Revenues	
State Aid Revenues	42,214.88
Federal Aid Revenues	
State and Local Fiscal Assistance Act Utilized	46,599.00
Sale of Acquired Property	
Other Miscellaneous Revenues	250,322.44
Total	6,838,979.19
Prior Years Surplus Appropriated	250,000.00
REVENUES TOTAL	7,088,979.19
Reserve For Uncollected Taxes	121,131.38
CAPITAL OUTLAY TOTAL	139,745.63
Public Enterprises	
Recreation—Culture	
Public Works	23,500.00
Buildings and Grounds	116,245.63
Library and Education	
Conservation	
All Other	

CAPITAL DEBT AUTHORIZED, DECEMBER 31, 1980

ISSUED AND UNISSUED	GROSS DEBT	NET DEBT
School	1,006,290	
Self-liquidating		
Other	6,690,957	6,640,957
Total	7,697,247	6,640,957

ISSUED AND OUTSTANDING	
School	1,006,290.12
Self-Liquidating	
Other	6,469,600.00
Total	7,475,890.12
EQUALIZED VALUATION BASIS FOR NET DEBT COMPUTATION	203,371,226

REAL PROPERTY VALUATIONS

Code	Class	# of Parcels	% VAL'N	ASSESSED VALUATION
1	Vacant Land	110	1.79	2,907,100.00
2	Residential	1585	82.56	133,714,800.00
3	Farm	24	.43	699,500.00
4a	Commercial	41	15.21	24,642,300.00
4b	Industrial			
4c	Apartments			
Total		1760		161,963,700.00

Land Area 3.75 Sq. Miles

Net Valuation Taxable-Municipal	162,986,561
Net Valuation Taxable-County	210,020,474
State Equalized Valuation	238,407,673
State Equalization Ratio	68.23

1980 PROPERTY TAX		
STATE EQUALIZED TAX RATE		
Local District School Taxes	.95	2,022,037.79
Regional & Consolidated School Tax	.61	1,448,453.59
School Taxes in Municipal Budget		
County Taxes	.31	751,187.47
County Library Taxes		
Local Municipal Purpose Taxes	.77	1,841,795.37
Veteran & Senior Citizen Taxes		30,000.00
Total Taxes for Rate Computation	2.54	6,093,474.20
Special District Taxes		
Bank Corp. Taxes		5,975.10
Added and Omitted Taxes		68,518.90
Total Taxes Levied - ABSTRACT		6,167,968.20
Total Taxes Billed		6,161,993.10
1980 TAXES COLLECTED		6,037,228.97
1980 Taxes Cancelled, Abated or Adjusted		
Transfer to Tax Title Liens or Foreclosed		7,011.28
Balance Outstanding Dec. 31, 1980		117,752.85
PRIOR YEARS TAXES OUTSTANDING		
Balance January 1, 1980		109,946.11
Collected in 1980		96,659.30
Cancelled, Abated or Adjusted 1980		55.94
Transfers to Tax Title Liens or Foreclosed		6,152.13
Balance December 31, 1980		7,078.75
TAX TITLE LIENS OUTSTANDING		
Balance January 1, 1980		
Transfer From Taxes		14,022.56
Redeemed in 1980		
Cancelled, Abated or Adjusted (1980)		
Transfers to Foreclosed Property		
Balance December 31, 1980		14,022.56
PROPERTY ACQUIRED BY DEED OR FORECLOSURE		
Balance January 1, 1980		950.00
Transfers From Taxes or Liens		
Sale for Cash (1980)		
Cancelled, Abated or Adjusted (1980)		
Balance December 31, 1980		950.00

CURRENT FINANCES DECEMBER 31, 1980

ASSETS	
Cash Dec. 31, 1980	587,118.87
Taxes Receivable	124,831.60
Tax Title Liens	14,022.56
Foreclosed Property	950.00
Emergencies & Other Deferred Charges	1,750.38
State and Federal Aid Receivable	
Other Receivables	15,882.40
Total	744,555.81
LIABILITIES, RESERVES, AND SURPLUS	
Cash Liabilities	357,128.83
Reserves for Receivables	155,686.56
Surplus Dec. 31, 1980	231,740.42
Total	744,555.81

1980-3000

0339

Population 1970 2,040
Population 1980 2,265
S & P Rating
Moody Rating

General Tax Rate Per $100. 2.67
State Equalized Tax Rate 1.85

WOODLAND TOWNSHIP — BURLINGTON CO.

Form of Government:
Township Committee
Number of Members on Governing Body 3

PER CAPITA:
Gross Debt 37.64
Net Debt
Debt Service
Total Tax Levy 345.96
Municipal Expenditures 222.25

PER CENT:
Gross Debt .20
Net Debt
Tax Levy Collected 80.67
Tax Levy Cancelled, Abated or Adjusted 9.07

EXPENDITURES	
GENERAL GOVERNMENT	
Governing Body & Public Boards	
Municipal Clerk	
Financial Administration	18,725.00
Assessment of Taxes	14,500.00
Collection of Taxes	26,250.00
Planning, Housing & Development	12,100.00
Human Resources	
Elections	
General Administration (other)	79,725.00
JUDICIARY	
Municipal Courts	17,250.00
PUBLIC SAFETY	
Fire Protection	16,000.00
Police Protection	28,720.00
Civil Defense & Disaster Control	4,500.00
Environmental Inspection & Control	4,000.00
Other Public Safety	
PUBLIC WORKS	
Streets and Drainage	49,350.00
Sewers and Sewage Processing	
Garbage and Trash Disposal	5,000.00
Public Buildings and Grounds	3,000.00
Other Public Works	
HEALTH and WELFARE	
Health Services Except Environmental	2,650.00
Welfare-Public Assistance	5,700.00
Hospitals, Clinics, First Aid	
Animal, Insect, & Rodent Control	3,000.00
Other Welfare Services	
RECREATION and CONSERVATION	
Beaches and Boardwalks	
Parks, Playgrounds, Shade Trees	10,000.00
Land Reclamation & Conservation	1,100.00
Other Recreational Services	
EDUCATION (excluding schools)	
Libraries	
Other Educational Services	
STATUTORY EXPENDITURES	
Pensions & F. I. C. A.	11,650.00
Employee Fringe Benefits	2,500.00
Other Statutory Expenditures	1,000.00
CETA And Other Public Employment Programs	16,003.00
MUNICIPAL FUNCTIONS TOTAL	332,923.00
CAPITAL IMPROVEMENTS *MEMO*	3,200.00
DEBT SERVICE	
Principal Payments	
Interest Payments	
DEFERRED CHARGES	18,024.95
SCHOOL, COUNTY, SPECIAL DISTRICT TAXES	752,226.63
RESERVE FOR UNCOLLECTED TAXES	156,899.12
EXPENDITURES TOTAL	1,260,173.70

REVENUES-REALIZED		
1980 Property Taxes Collected		638,478.89
1980 Payments in Lieu of Taxes		
Delinquent Tax & Lien Collections		90,278.27
Business Personalty Replacement Taxes		6,643.40
Taxes from Public Utilities		56,120.00
Other Miscellaneous Tax Revenues		
State Aid Revenues		16,505.13
Federal Aid Revenues		17,874.76
State and Local Fiscal Assistance Act Utilized		99,566.01
Sale of Acquired Property		
Other Miscellaneous Revenues		157,541.78
	Total	1,083,408.24
Prior Years Surplus Appropriated		183,000.00
REVENUES	TOTAL	1,266,408.24
Reserve For Uncollected Taxes		156,899.12
CAPITAL OUTLAY	TOTAL	24,079.00
Public Enterprises		
Recreation—Culture		
Public Works		24,079.00
Buildings and Grounds		
Library and Education		
Conservation		
All Other		

CAPITAL DEBT AUTHORIZED, DECEMBER 31, 1980

ISSUED AND UNISSUED	GROSS DEBT	NET DEBT
School	86,000	
Self-liquidating		
Other		
Total	86,000	

ISSUED AND OUTSTANDING	
School	86,000.00
Self-Liquidating	
Other	
Total	86,000.00
EQUALIZED VALUATION BASIS FOR NET DEBT COMPUTATION	43,499,677

REAL PROPERTY VALUATIONS

Code	Class	# of Parcels	% VAL'N	ASSESSED VALUATION
1	Vacant Land	2681	60.82	17,475,525.00
2	Residential	338	27.79	7,986,488.00
3	Farm	206	5.06	1,456,155.00
4a	Commercial	22	4.12	1,182,700.00
4b	Industrial	8	2.20	633,375.00
4c	Apartments			
Total		3255		28,734,243.00

Land Area 95.38 Sq. Miles

Net Valuation Taxable-Municipal	29,210,601
Net Valuation Taxable-County	44,524,931
State Equalized Valuation	41,838,707
State Equalization Ratio	69.47

1980 PROPERTY TAX		
STATE EQUALIZED TAX RATE	1.09	
Local District School Taxes		452,784.00
Regional & Consolidated School Tax		
School Taxes in Municipal Budget		
County Taxes	.68	284,035.82
County Library Taxes	.04	15,506.81
Local Municipal Purpose Taxes	.06	26,829.63
Veteran & Senior Citizen Taxes		7,890.00
Total Taxes for Rate Computation	1.86	787,036.26
Special District Taxes		
Bank Corp. Taxes		
Added and Omitted Taxes		11,373.11
Total Taxes Levied - ABSTRACT		790,529.37
Total Taxes Billed		791,507.30
1980 TAXES COLLECTED		638,478.89
1980 Taxes Cancelled, Abated or Adjusted		71,361.11
Transfer to Tax Title Liens or Foreclosed		45,323.14
Balance Outstanding Dec. 31, 1980		36,344.16

PRIOR YEARS TAXES OUTSTANDING	
Balance January 1, 1980	116,308.10
Collected in 1980	89,969.18
Cancelled, Abated or Adjusted 1980	
Transfers to Tax Title Liens or Foreclosed	
Balance December 31, 1980	26,339.92
TAX TITLE LIENS OUTSTANDING	
Balance January 1, 1980	76,192.13
Transfer From Taxes	45,323.14
Redeemed in 1980	310.09
Cancelled, Abated or Adjusted (1980)	
Transfers to Foreclosed Property	
Balance December 31, 1980	121,205.18
PROPERTY ACQUIRED BY DEED OR FORECLOSURE	
Balance January 1, 1980	9,400.00
Transfers From Taxes or Liens	
Sale for Cash (1980)	
Cancelled, Abated or Adjusted (1980)	
Balance December 31, 1980	9,400.00

CURRENT FINANCES DECEMBER 31, 1980	
ASSETS	
Cash Dec. 31, 1980	551,351.51
Taxes Receivable	62,684.08
Tax Title Liens	121,205.18
Foreclosed Property	9,400.00
Emergencies & Other Deferred Charges	
State and Federal Aid Receivable	
Other Receivables	3,173.47
Total	747,914.24
LIABILITIES, RESERVES, AND SURPLUS	
Cash Liabilities	265,151.23
Reserves for Receivables	196,462.73
Surplus Dec. 31, 1980	256,200.28
Total	747,914.24

1980 3000

0437

Population 1970 3,105
Population 1980 2,578
S & P Rating
Moody Rating

General Tax Rate Per $100. 5.95
State Equalized Tax Rate 4.05

WOODLYNNE BOROUGH — CAMDEN COUNTY

Form of Government:

Borough Council

Number of Members on Governing Body 6

PER CAPITA		PER CENT	
Gross Debt	336.45	Gross Debt	4.13
Net Debt	235.60	Net Debt	2.89
Debt Service	14.97	Tax Levy Collected	95.99
Total Tax Levy	365.78	Tax Levy Cancelled, Abated or Adjusted	.09
Municipal Expenditures	218.15		

EXPENDITURES	
GENERAL GOVERNMENT	
Governing Body & Public Boards	
Municipal Clerk	
Financial Administration	9,000.00
Assessment of Taxes	2,700.00
Collection of Taxes	500.00
Planning, Housing & Development	
Human Resources	
Elections	2,520.00
General Administration (other)	104,332.00
JUDICIARY	
Municipal Courts	6,461.00
PUBLIC SAFETY	
Fire Protection	9,200.00
Police Protection	127,239.00
Civil Defense & Disaster Control	250.00
Environmental Inspection & Control	1,500.00
Other Public Safety	
PUBLIC WORKS	
Streets and Drainage	40,300.00
Sewers and Sewage Processing	9,200.00
Garbage and Trash Disposal	40,300.00
Public Buildings and Grounds	20,500.00
Other Public Works	
HEALTH and WELFARE	
Health Services Except Environmental	400.00
Welfare-Public Assistance	2,600.00
Hospitals, Clinics, First Aid	
Animal, Insect, & Rodent Control	250.00
Other Welfare Services	
RECREATION and CONSERVATION	
Beaches and Boardwalks	
Parks, Playgrounds, Shade Trees	8,100.00
Land Reclamation & Conservation	
Other Recreational Services	5,750.00
EDUCATION (excluding schools)	
Libraries	1,700.00
Other Educational Services	
STATUTORY EXPENDITURES	
Pensions & F. I. C. A.	25,276.00
Employee Fringe Benefits	7,500.00
Other Statutory Expenditures	975.00
CETA And Other Public Employment Programs	37,200.00
MUNICIPAL FUNCTIONS TOTAL	463,753.00
CAPITAL IMPROVEMENTS *MEMO*	100.00
DEBT SERVICE	
Principal Payments	19,000.00
Interest Payments	19,582.44
DEFERRED CHARGES	8,304.94
SCHOOL, COUNTY, SPECIAL DISTRICT TAXES	620,468.62
RESERVE FOR UNCOLLECTED TAXES	51,817.06
EXPENDITURES TOTAL	1,182,926.06

REVENUES-REALIZED		
1980 Property Taxes Collected		901,214.05
1980 Payments in Lieu of Taxes		
Delinquent Tax & Lien Collections		30,569.12
Business Personalty Replacement Taxes		9,409.52
Taxes from Public Utilities		65,064.00
Other Miscellaneous Tax Revenues		
State Aid Revenues		49,639.63
Federal Aid Revenues		37,136.81
State and Local Fiscal Assistance Act Utilized		24,289.00
Sale of Acquired Property		31,000.00
Other Miscellaneous Revenues		34,968.60
	Total	1,183,290.73
Prior Years Surplus Appropriated		60,000.00
REVENUES	TOTAL	1,243,290.73
Reserve For Uncollected Taxes		51,817.06
CAPITAL OUTLAY	TOTAL	179,492.73
Public Enterprises		
Recreation—Culture		6,103.53
Public Works		173,389.20
Buildings and Grounds		
Library and Education		
Conservation		
All Other		

CAPITAL DEBT AUTHORIZED, DECEMBER 31, 1980

ISSUED AND UNISSUED	GROSS DEBT	NET DEBT
School	260,000	
Self-liquidating		
Other	607,375	607,375
Total	867,375	607,375

ISSUED AND OUTSTANDING		
School		260,000.00
Self-Liquidating		
Other		571,175.00
	Total	831,175.00
EQUALIZED VALUATION BASIS FOR NET DEBT COMPUTATION		21,518,029

REAL PROPERTY VALUATIONS

Code	Class	# of Parcels	% VAL'N	ASSESSED VALUATION
1	Vacant Land	17	2.41	376,650.00
2	Residential	866	85.45	13,356,000.00
3	Farm			
4a	Commercial	39	10.40	1,625,550.00
4b	Industrial			
4c	Apartments	7	1.74	271,750.00
Total		929		15,629,950.00

Land Area	.22 Sq. Miles	
Net Valuation Taxable-Municipal		15,742,875
Net Valuation Taxable-County		21,235,877
State Equalized Valuation		23,024,021
State Equalization Ratio		68.22

1980 PROPERTY TAX		
STATE EQUALIZED TAX RATE		
Local District School Taxes	1.61	371,528.00
Regional & Consolidated School Tax		
School Taxes in Municipal Budget		
County Taxes	1.06	* 243,581.30
County Library Taxes	.02	5,359.33
Local Municipal Purpose Taxes	1.37	316,200.00
Veteran & Senior Citizen Taxes		39,150.00
Total Taxes for Rate Computation	4.06	975,858.63
Special District Taxes		
Bank Corp. Taxes		4,068.79
Added and Omitted Taxes		2,230.55
Total Taxes Levied - ABSTRACT		982,967.95
Total Taxes Billed		938,933.74
1980 TAXES COLLECTED		901,214.05
1980 Taxes Cancelled, Abated or Adjusted		871.68
Transfer to Tax Title Liens or Foreclosed		3,810.98
Balance Outstanding Dec. 31, 1980		33,037.03
PRIOR YEARS TAXES OUTSTANDING		
Balance January 1, 1980		26,926.26
Collected in 1980		24,685.74
Cancelled, Abated or Adjusted 1980		530.72
Transfers to Tax Title Liens or Foreclosed		748.83
Balance December 31, 1980		961.07
TAX TITLE LIENS OUTSTANDING		
Balance January 1, 1980		9,064.50
Transfer From Taxes		4,611.92
Redeemed in 1980		5,883.38
Cancelled, Abated or Adjusted (1980)		
Transfers to Foreclosed Property		
Balance December 31, 1980		7,793.04
PROPERTY ACQUIRED BY DEED OR FORECLOSURE		
Balance January 1, 1980		57,850.00
Transfers From Taxes or Liens		
Sale for Cash (1980)		31,000.00
Cancelled, Abated or Adjusted (1980)		16,750.00
Balance December 31, 1980		10,100.00

CURRENT FINANCES DECEMBER 31, 1980 ASSETS	
Cash Dec. 31, 1980	232,200.84
Taxes Receivable	33,998.10
Tax Title Liens	7,793.04
Foreclosed Property	10,100.00
Emergencies & Other Deferred Charges	3,000.00
State and Federal Aid Receivable	
Other Receivables	3,066.30
Total	290,158.28
LIABILITIES, RESERVES, AND SURPLUS	
Cash Liabilities	70,602.18
Reserves for Receivables	54,957.44
Surplus Dec. 31, 1980	164,598.66
Total	290,158.28

*Includes County Health Service Taxes or County Vocational School Taxes. See Table 13, pgs. 675, 676.

1715

Population 1970 3,140
Population 1980 3,250
S & P Rating
Moody Rating

General Tax Rate Per $100. 4.28
State Equalized Tax Rate 2.74

WOODSTOWN BOROUGH – SALEM COUNTY

Form of Government:
Borough Council
Number of Members on Governing Body 6

PER CAPITA:
Gross Debt 148.19
Net Debt 80.16
Debt Service
Total Tax Levy 353.05
Municipal Expenditures 167.88

PER CENT:
Gross Debt 1.36
Net Debt .73
Tax Levy Collected 96.06
Tax Levy Cancelled, Abated or Adjusted .05

EXPENDITURES	
GENERAL GOVERNMENT	
Governing Body & Public Boards	
Municipal Clerk	
Financial Administration	8,905.00
Assessment of Taxes	34,225.00
Collection of Taxes	6,814.84
Planning, Housing & Development	5,141.00
Human Resources	1,000.00
Elections	450.00
General Administration (other)	66,364.08
JUDICIARY	
Municipal Courts	13,785.74
PUBLIC SAFETY	
Fire Protection	33,779.92
Police Protection	137,563.10
Civil Defense & Disaster Control	100.00
Environmental Inspection & Control	3,050.00
Other Public Safety	
PUBLIC WORKS	
Streets and Drainage	56,260.00
Sewers and Sewage Processing	
Garbage and Trash Disposal	32,450.00
Public Buildings and Grounds	26,150.00
Other Public Works	
HEALTH and WELFARE	
Health Services Except Environmental	650.00
Welfare-Public Assistance	13,484.65
Hospitals, Clinics, First Aid	1,000.00
Animal, Insect, & Rodent Control	800.00
Other Welfare Services	
RECREATION and CONSERVATION	
Beaches and Boardwalks	
Parks, Playgrounds, Shade Trees	3,550.00
Land Reclamation & Conservation	
Other Recreational Services	800.00
EDUCATION (excluding schools)	
Libraries	2,000.00
Other Educational Services	
STATUTORY EXPENDITURES	
Pensions & F. I. C. A.	25,900.00
Employee Fringe Benefits	8,645.67
Other Statutory Expenditures	1,400.00
CETA And Other Public Employment Programs	
MUNICIPAL FUNCTIONS TOTAL	484,269.00
CAPITAL IMPROVEMENTS *MEMO*	5,000.00
DEBT SERVICE	
Principal Payments	
Interest Payments	
DEFERRED CHARGES	7,500.00
SCHOOL, COUNTY, SPECIAL DISTRICT TAXES	548,688.08
RESERVE FOR UNCOLLECTED TAXES	53,850.00
EXPENDITURES TOTAL	1,454,307.09

REVENUES-REALIZED	
1980 Property Taxes Collected	1,089,233.91
1980 Payments in Lieu of Taxes	
Delinquent Tax & Lien Collections	43,684.67
Business Personalty Replacement Taxes	21,686.64
Taxes from Public Utilities	86,850.00
Other Miscellaneous Tax Revenues	
State Aid Revenues	50,739.14
Federal Aid Revenues	
State and Local Fiscal Assistance Act Utilized	13,966.11
Sale of Acquired Property	
Other Miscellaneous Revenues	86,957.77
Total	1,393,118.24
Prior Years Surplus Appropriated	136,437.47
REVENUES TOTAL	1,529,555.71
Reserve For Uncollected Taxes	53,850.00
CAPITAL OUTLAY TOTAL	25,512.00
Public Enterprises	
Recreation—Culture	
Public Works	25,512.00
Buildings and Grounds	
Library and Education	
Conservation	
All Other	

CAPITAL DEBT AUTHORIZED, DECEMBER 31, 1980

ISSUED AND UNISSUED	GROSS DEBT	NET DEBT
School	41,120	
Self-liquidating	180,000	
Other	260,512	260,512
Total	481,632	260,512

ISSUED AND OUTSTANDING	
School	41,120.50
Self-Liquidating	180,000.00
Other	25,512.00
Total	246,632.50
EQUALIZED VALUATION BASIS FOR NET DEBT COMPUTATION	35,466,850

REAL PROPERTY VALUATIONS

Code	Class	# of Parcels	% VAL'N	ASSESSED VALUATION
1	Vacant Land	134	1.39	352,200.00
2	Residential	888	78.96	20,001,950.00
3	Farm	17	.34	86,400.00
4a	Commercial	81	15.76	3,991,300.00
4b	Industrial			
4c	Apartments	5	3.55	899,000.00
Total		1125		25,330,850.00

Land Area 1.56 Sq. Miles

Net Valuation Taxable-Municipal	26,124,390
Net Valuation Taxable-County	37,454,897
State Equalized Valuation	40,232,818
State Equalization Ratio	64.23

1980 PROPERTY TAX		
STATE EQUALIZED TAX RATE →		
Local District School Taxes		
Regional & Consolidated School Tax	1.55	631,720.21
School Taxes in Municipal Budget		
County Taxes	.78	316,967.77
County Library Taxes		
Local Municipal Purpose Taxes	.41	167,000.00
Veteran & Senior Citizen Taxes		26,420.00
Total Taxes for Rate Computation	2.74	1,142,108.08
Special District Taxes		
Bank Corp. Taxes		13,552.47
Added and Omitted Taxes		18,186.79
Total Taxes Levied - ABSTRACT		1,147,427.34
Total Taxes Billed		1,133,874.87
1980 TAXES COLLECTED		1,089,233.91
1980 Taxes Cancelled, Abated or Adjusted		522.16
Transfer to Tax Title Liens or Foreclosed		717.45
Balance Outstanding Dec. 31, 1980		43,401.35
PRIOR YEARS TAXES OUTSTANDING		
Balance January 1, 1980		43,611.16
Collected in 1980		42,920.05
Cancelled, Abated or Adjusted 1980		
Transfers to Tax Title Liens or Foreclosed		691.11
Balance December 31, 1980		
TAX TITLE LIENS OUTSTANDING		
Balance January 1, 1980		764.62
Transfer From Taxes		1,442.43
Redeemed in 1980		764.62
Cancelled, Abated or Adjusted (1980)		
Transfers to Foreclosed Property		
Balance December 31, 1980		1,442.43
PROPERTY ACQUIRED BY DEED OR FORECLOSURE		
Balance January 1, 1980		7,800.00
Transfers From Taxes or Liens		
Sale for Cash (1980)		
Cancelled, Abated or Adjusted (1980)		
Balance December 31, 1980		7,800.00

CURRENT FINANCES DECEMBER 31, 1980

ASSETS	
Cash Dec. 31, 1980	362,886.01
Taxes Receivable	43,401.35
Tax Title Liens	1,442.43
Foreclosed Property	7,800.00
Emergencies & Other Deferred Charges	26,825.00
State and Federal Aid Receivable	
Other Receivables	420.00
Total	442,774.79
LIABILITIES, RESERVES, AND SURPLUS	
Cash Liabilities	77,084.78
Reserves for Receivables	53,063.78
Surplus Dec. 31, 1980	312,626.23
Total	442,774.79

1980 3000

0824

Population 1970 1,150
Population 1980 1,129
S & P Rating
Moody Rating

General Tax Rate Per $100. 2.63
State Equalized Tax Rate 2.20

WOOLWICH TOWNSHIP — GLOUCESTER CO.

Form of Government:
Township Committee
Number of Members on Governing Body 3

PER CAPITA		PER CENT	
Gross Debt	65.00	Gross Debt	.25
Net Debt	21.26	Net Debt	.08
Debt Service	7.12	Tax Levy Collected	96.02
Total Tax Levy	685.44	Tax Levy Cancelled, Abated or Adjusted	.23
Municipal Expenditures	304.02		

EXPENDITURES	
GENERAL GOVERNMENT	
Governing Body & Public Boards	
Municipal Clerk	
Financial Administration	6,800.00
Assessment of Taxes	9,500.00
Collection of Taxes	6,291.55
Planning, Housing & Development	3,275.00
Human Resources	
Elections	375.00
General Administration (other)	47,145.91
JUDICIARY	
Municipal Courts	13,139.98
PUBLIC SAFETY	
Fire Protection	16,000.00
Police Protection	125,427.13
Civil Defense & Disaster Control	100.00
Environmental Inspection & Control	8,225.00
Other Public Safety	
PUBLIC WORKS	
Streets and Drainage	17,021.55
Sewers and Sewage Processing	
Garbage and Trash Disposal	2,100.00
Public Buildings and Grounds	6,084.99
Other Public Works	
HEALTH and WELFARE	
Health Services Except Environmental	450.00
Welfare-Public Assistance	1,600.00
Hospitals, Clinics, First Aid	
Animal, Insect, & Rodent Control	1,325.75
Other Welfare Services	
RECREATION and CONSERVATION	
Beaches and Boardwalks	
Parks, Playgrounds, Shade Trees	300.00
Land Reclamation & Conservation	
Other Recreational Services	
EDUCATION (excluding schools)	
Libraries	300.00
Other Educational Services	
STATUTORY EXPENDITURES	
Pensions & F. I. C. A.	22,503.14
Employee Fringe Benefits	
Other Statutory Expenditures	1,200.00
CETA And Other Public Employment Programs	
MUNICIPAL FUNCTIONS TOTAL	289,185.00
CAPITAL IMPROVEMENTS *MEMO*	
DEBT SERVICE	
Principal Payments	6,000.00
Interest Payments	2,032.86
DEFERRED CHARGES	5,506.43
SCHOOL, COUNTY, SPECIAL DISTRICT TAXES	710,957.46
RESERVE FOR UNCOLLECTED TAXES	40,525.00
EXPENDITURES TOTAL	1,054,206.75

REVENUES-REALIZED		
1980 Property Taxes Collected		745,608.75
1980 Payments in Lieu of Taxes		
Delinquent Tax & Lien Collections		33,335.94
Business Personalty Replacement Taxes		59,527.88
Taxes from Public Utilities		128,270.00
Other Miscellaneous Tax Revenues		
State Aid Revenues		7,752.63
Federal Aid Revenues		
State and Local Fiscal Assistance Act Utilized		22,215.02
Sale of Acquired Property		
Other Miscellaneous Revenues		41,395.82
	Total	1,038,106.04
Prior Years Surplus Appropriated		48,231.39
REVENUES	TOTAL	1,086,337.43
Reserve For Uncollected Taxes		40,525.00
CAPITAL OUTLAY	TOTAL	1,000.00
Public Enterprises		
Recreation—Culture		
Public Works		
Buildings and Grounds		1,000.00
Library and Education		
Conservation		
All Other		

CAPITAL DEBT AUTHORIZED, DECEMBER 31, 1980

ISSUED AND UNISSUED	GROSS DEBT	NET DEBT
School	49,388	
Self-liquidating		
Other	24,000	24,000
Total	73,388	24,000

ISSUED AND OUTSTANDING		
School		49,388.59
Self-Liquidating		
Other		24,000.00
	Total	73,388.59
EQUALIZED VALUATION BASIS FOR NET DEBT COMPUTATION		29,450,264

REAL PROPERTY VALUATIONS

Code	Class	# of Parcels	% VAL'N	ASSESSED VALUATION
1	Vacant Land	44	1.58	448,300.00
2	Residential	208	26.79	7,584,800.00
3	Farm	481	36.34	10,290,100.00
4a	Commercial	39	30.78	8,715,400.00
4b	Industrial	2	4.50	1,273,700.00
4c	Apartments			
Total		774		28,312,300.00

Land Area 21.48 Sq. Miles

Net Valuation Taxable-Municipal	29,244,048
Net Valuation Taxable-County	33,219,340
State Equalized Valuation	34,745,999
State Equalization Ratio	83.73

1980 PROPERTY TAX		
STATE EQUALIZED TAX RATE		
Local District School Taxes	.83	288,778.80
Regional & Consolidated School Tax	.61	214,412.63
School Taxes in Municipal Budget		
County Taxes	.58	202,970.20
County Library Taxes	.01	4,795.83
Local Municipal Purpose Taxes	.16	55,500.00
Veteran & Senior Citizen Taxes		7,400.00
Total Taxes for Rate Computation	2.19	773,857.46
Special District Taxes		
Bank Corp. Taxes		
Added and Omitted Taxes		7,402.36
Total Taxes Levied - ABSTRACT		773,859.82
Total Taxes Billed		776,520.82
1980 TAXES COLLECTED		745,608.75
1980 Taxes Cancelled, Abated or Adjusted		1,803.71
Transfer to Tax Title Liens or Foreclosed		399.76
Balance Outstanding Dec. 31, 1980		28,708.60
PRIOR YEARS TAXES OUTSTANDING		
Balance January 1, 1980		43,244.96
Collected in 1980		32,267.45
Cancelled, Abated or Adjusted 1980		7,079.29
Transfers to Tax Title Liens or Foreclosed		35.56
Balance December 31, 1980		3,862.66
TAX TITLE LIENS OUTSTANDING		
Balance January 1, 1980		2,295.97
Transfer From Taxes		435.32
Redeemed in 1980		1,068.49
Cancelled, Abated or Adjusted (1980)		.85
Transfers to Foreclosed Property		
Balance December 31, 1980		1,661.95
PROPERTY ACQUIRED BY DEED OR FORECLOSURE		
Balance January 1, 1980		3,600.00
Transfers From Taxes or Liens		
Sale for Cash (1980)		
Cancelled Abated or Adjusted (1980)		
Balance December 31, 1980		3,600.00
CURRENT FINANCES DECEMBER 31, 1980		
ASSETS		
Cash Dec. 31, 1980		228,143.62
Taxes Receivable		32,571.26
Tax Title Liens		1,661.95
Foreclosed Property		3,600.00
Emergencies & Other Deferred Charges		22.34
State and Federal Aid Receivable		
Other Receivables		8,130.99
Total		274,130.16
LIABILITIES, RESERVES, AND SURPLUS		
Cash Liabilities		15,815.51
Reserves for Receivables		45,964.20
Surplus Dec. 31, 1980		212,350.45
Total		274,130.16

0340

Populotion 1970 2,730
Populotion 1980 2,631
S & P Roting
Moody Rating

General Tox Rate Per $100. 4.16
State Equolized Tax Rate 2.53

WRIGHTSTOWN BOROUGH — BURLINGTON CO.

Form of Government:
Borough Council
Number of Members on Governing Body 6

PER CAPITA:		PER CENT:	
Gross Debt	180.29	Gross Debt	4.52
Net Debt	60.72	Net Debt	1.52
Debt Service	2.42	Tox Levy Collected	91.81
Total Tox Levy	138.46	Tox Levy Cancelled, Abated or Adjusted	1.23
Municipol Expenditures	91.19		

EXPENDITURES		REVENUES-REALIZED	
GENERAL GOVERNMENT			
Governing Body & Public Boards			
Municipal Clerk		1980 Property Toxes Collected	386,024.16
Finoncial Administrotion	10,635.00	1980 Poyments in Lieu of Toxes	
Assessment of Toxes	2,700.00	Delinquent Tox & Lien Collections	23,202.18
Collection of Toxes	1,850.00	Business Personolty Replocement Toxes	17,947.18
Plonning, Housing & Development	3,300.00	Toxes from Public Utilities	44,081.00
Humon Resources		Other Miscelloneous Tox Revenues	
Elections		State Aid Revenues	22,682.74
Generol Administrotion (other)	48,006.91	Federol Aid Revenues	13,509.61
JUDICIARY		State ond Locol Fiscal Assistonce Act Utilized	29,487.00
Municipal Courts		Sole of Acquired Property	
PUBLIC SAFETY		Other Miscelloneous Revenues	57,148.28
Fire Protection	9,000.00	Totol	594,082.15
Police Protection	39,000.00	Prior Years Surplus Appropriated	55,000.00
Civil Defense & Disoster Control	100.00	REVENUES TOTAL	649,082.15
Environmental Inspection & Control	1,750.00	Reserve For Uncollected Toxes	38,037.85
Other Public Sofety		CAPITAL OUTLAY TOTAL	9,867.00
PUBLIC WORKS			
Streets ond Droinoge	45,600.00	Public Enterprises	
Sewers ond Sewoge Processing		Recreotion—Culture	
Gorboge ond Trosh Disposol	20,000.00	Public Works	9,867.00
Public Buildings ond Grounds	9,676.14	Buildings ond Grounds	
Other Public Works		Librory ond Educotion	
HEALTH and WELFARE		Conservotion	
Heolth Services Except Enviranmentol		All Other	
Welfore-Public Assistonce	2,700.00	CAPITAL DEBT AUTHORIZED, DECEMBER 31, 1980	
Hospitols, Clinics, First Aid		ISSUED AND UNISSUED — GROSS DEBT / NET DEBT	
Animol, Insect, & Rodent Control		School 516,222 / 153,777	
Other Welfore Services		Self-liquidoting	
RECREATION ond CONSERVATION		Other 30,250 / 30,250	
Beoches ond Boordwolks		Totol 546,472 / 184,027	
Porks, Ploygrounds, Shode Trees			
Lond Reclomotion & Conservotion		ISSUED AND OUTSTANDING	
Other Recreotionol Services	2,200.00	School	516,222.18
EDUCATION (excluding schools)		Self-Liquidating	
Librories		Other	28,877.00
Other Educotionol Services		Totol	545,099.18
STATUTORY EXPENDITURES		EQUALIZED VALUATION BASIS	
Pensions & F I C A	3,274.61	FOR NET DEBT COMPUTATION	12,081,496
Employee Fringe Benefits	1,400.00	REAL PROPERTY VALUATIONS	
Other Stotutory Expenditures	4,000.00	Code Closs # of Porcels % VAL'N ASSESSED VALUATION	
CETA And Other Public Employment Progroms	15,360.00	1 Vocont Lond 32 2.40 200,360.00	
MUNICIPAL FUNCTIONS TOTAL	220,552.66	2 Residentiol 102 25.90 2,164,369.00	
CAPITAL IMPROVEMENTS *MEMO*	5,185.00	3 Form 3 .16 13,527.00	
DEBT SERVICE		4o Commerciol 62 52.04 4,348,691.00	
Principol Poyments	6,600.00	4b Industriol	
Interest Poyments	726.00	4c Aportments 16 19.50 1,629,863.00	
		Totol 215 8,356,810.00	
DEFERRED CHARGES	10,483.92	Lond Areo 1.65 Sq. Miles	
SCHOOL, COUNTY, SPECIAL DISTRICT TAXES	373,524.72	Net Voluotion Toxoble-Municipal	10,107,457
RESERVE FOR UNCOLLECTED TAXES	38,037.85	Net Voluotion Toxoble-County	15,228,762
EXPENDITURES TOTAL	649,625.15	Stote Equolized Voluotion	15,450,336
		State Equolizotion Rotio	61.00

1980 PROPERTY TAX		
STATE EQUALIZED TAX RATE		
Locol District School Toxes	1.68	278,038.72
Regionol & Consolidoted School Tox		
School Taxes in Municipal Budget		
County Toxes	.55	80,410.20
County Library Toxes	.03	5,075.80
Locol Municipol Purpose Toxes	.28	46,143.50
Veteran & Senior Citizen Taxes		2,700.00
Total Taxes for Rate Computotion	2.54	422,368.22
Speciol District Toxes		
Bank Corp. Taxes		
Added ond Omitted Toxes		
Totol Toxes Levied - ABSTRACT		419,668.22
Totol Toxes Billed		420,470.71
1980 TAXES COLLECTED		386,024.16
1980 Toxes Cancelled, Abated or Adjusted		5,179.64
Transfer to Tax Title Liens or Foreclosed		
Balance Outstanding Dec. 31, 1980		29,266.41
PRIOR YEARS TAXES OUTSTANDING		
Bolonce Jonuory 1, 1980		24,975.91
Collected in 1980		23,202.18
Cancelled, Aboted or Adjusted 1980		59.75
Tronsfers to Tox Title Liens or Foreclosed		
Bolonce December 31, 1980		1,713.98
TAX TITLE LIENS OUTSTANDING		
Bolonce Jonuory 1, 1980		5,888.05
Tronsfer From Toxes		
Redeemed in 1980		
Concelled, Aboted or Adjusted (1980)		
Tronsfers to Foreclosed Property		
Bolonce December 31, 1980		5,888.05
PROPERTY ACQUIRED BY DEED OR FORECLOSURE		
Balance January 1, 1980		1,000.00
Transfers From Taxes or Liens		
Sale for Cash (1980)		
Cancelled Abated or Adjusted (1980)		
Balance December 31, 1980		1,000.00
CURRENT FINANCES DECEMBER 31, 1980		
ASSETS		
Cash Dec. 31, 1980		283,284.70
Toxes Receivable		30,980.39
Tox Title Liens		5,888.05
Foreclosed Property		1,000.00
Emergencies & Other Deferred Chorges		14,301.17
Stote ond Federol Aid Receivable		
Other Receivables		5,524.65
Totol		340,978.96
LIABILITIES, RESERVES, AND SURPLUS		
Cosh Liobilities		192,528.34
Reserves for Receivobles		43,393.09
Surplus Dec. 31, 1980		105,057.53
Totol		340,978.96

1980 3000

0270

Papulation 1970 16,070
Papulation 1980 15,500
S & P Rating A
Maady Roting

General Tax Rate Per $100. 2.48
State Equalized Tax Rate 2.03

WYCKOFF TOWNSHIP – BERGEN COUNTY

Form of Government:
Township Committee
Number of Members on Governing body 5

PER CAPITA		PER CENT	
Grass Debt	488.05	Grass Debt	1.53
Net Debt	320.65	Net Debt	1.00
Debt Service	12.06	Tax Levy Collected	97.33
Total Tax Levy	750.57	Tax Levy Cancelled, Abated or Adjusted	.29
Municipal Expenditures	250.89		

EXPENDITURES	
GENERAL GOVERNMENT	
Governing Body & Public Boards	5,400.00
Municipal Clerk	
Financial Administration	47,682.00
Assessment of Taxes	34,584.00
Collection of Taxes	39,550.00
Planning, Housing & Development	15,712.00
Human Resources	
Elections	2,585.00
General Administration (other)	353,956.00
JUDICIARY	
Municipal Courts	24,550.00
PUBLIC SAFETY	
Fire Protection	101,550.00
Police Protection	604,018.00
Civil Defense & Disaster Control	200.00
Environmental Inspection & Control	74,869.99
Other Public Safety	
PUBLIC WORKS	
Streets and Drainage	475,093.00
Sewers and Sewage Processing	7,745.00
Garbage and Trash Disposal	289,500.00
Public Buildings and Grounds	157,770.00
Other Public Works	139,000.00
HEALTH and WELFARE	
Health Services Except Environmental	49,825.00
Welfare-Public Assistance	5,150.00
Hospitals, Clinics, First Aid	
Animal, Insect, & Rodent Control	
Other Welfare Services	
RECREATION and CONSERVATION	
Beaches and Boardwalks	
Parks, Playgrounds, Shade Trees	5,000.00
Land Reclamation & Conservation	
Other Recreational Services	67,050.00
EDUCATION (excluding schools)	
Libraries	156,355.00
Other Educational Services	
STATUTORY EXPENDITURES	
Pensions & F. I. C. A.	207,580.00
Employee Fringe Benefits	
Other Statutory Expenditures	5,200.00
CETA And Other Public Employment Programs	
MUNICIPAL FUNCTIONS TOTAL	2,869,524.99
CAPITAL IMPROVEMENTS *MEMO*	
DEBT SERVICE	
Principal Payments	114,270.00
Interest Payments	72,708.64
DEFERRED CHARGES	
SCHOOL, COUNTY, SPECIAL DISTRICT TAXES	10,257,394.13
RESERVE FOR UNCOLLECTED TAXES	831,855.21
EXPENDITURES TOTAL	14,146,152.97

REVENUES-REALIZED	
1980 Property Taxes Collected	11,318,530.52
1980 Payments in Lieu of Taxes	
Delinquent Tax & Lien Collections	314,218.64
Business Personalty Replacement Taxes	91,124.12
Taxes from Public Utilities	581,167.00
Other Miscellaneous Tax Revenues	
State Aid Revenues	128,110.41
Federal Aid Revenues	
State and Local Fiscal Assistance Act Utilized	70,424.00
Sale of Acquired Property	
Other Miscellaneous Revenues	505,227.86
Total	13,008,802.55
Prior Years Surplus Appropriated	950,000.00
REVENUES TOTAL	13,958,802.55
Reserve For Uncollected Taxes	831,855.21
CAPITAL OUTLAY TOTAL	640,377.62
Public Enterprises	
Recreation—Culture	24,970.46
Public Works	491,337.00
Buildings and Grounds	124,070.16
Library and Education	
Conservation	
All Other	

CAPITAL DEBT AUTHORIZED, DECEMBER 31, 1980

ISSUED AND UNISSUED	GROSS DEBT	NET DEBT
School	2,432,609	
Self-liquidating		
Other	5,132,192	4,970,093
Total	7,564,801	4,970,093

ISSUED AND OUTSTANDING	
School	2,432,609.40
Self-Liquidating	
Other	4,688,430.00
Total	7,121,039.40
EQUALIZED VALUATION BASIS FOR NET DEBT COMPUTATION	495,777,848

REAL PROPERTY VALUATIONS

Code	Class	# of Parcels	% VAL'N	ASSESSED VALUATION
1	Vacant Land	238	1.84	8,533,600.00
2	Residential	4637	88.64	410,824,400.00
3	Farm	23	.49	2,270,000.00
4a	Commercial	132	6.82	31,596,300.00
4b	Industrial	15	2.16	10,015,200.00
4c	Apartments	2	.05	245,300.00
Total		5047		463,484,800.00

Land Area 6.70 Sq. Miles

Net Valuation Taxable-Municipal	466,459,919
Net Valuation Taxable-County	520,585,897
State Equalized Valuation	567,718,387
State Equalization Ratio	82.07

1980 PROPERTY TAX		
STATE EQUALIZED TAX RATE		
Local District School Taxes	.89	5,084,017.50
Regional & Consolidated School Tax	.58	3,285,394.61
School Taxes in Municipal Budget		
County Taxes	.33	1,887,982.02
County Library Taxes		
Local Municipal Purpose Taxes	.23	1,290,910.79
Veteran & Senior Citizen Taxes		111,060.00
Total Taxes for Rate Computation	2.03	11,659,364.92
Special District Taxes		
Bank Corp. Taxes		24,228.93
Added and Omitted Taxes		61,274.74
Total Taxes Levied - ABSTRACT		11,633,808.59
Total Taxes Billed		11,629,490.73
1980 TAXES COLLECTED		11,318,530.52
1980 Taxes Cancelled, Abated or Adjusted		23,379.56
Transfer to Tax Title Liens or Foreclosed		317.44
Balance Outstanding Dec. 31, 1980		277,253.21
PRIOR YEARS TAXES OUTSTANDING		
Balance January 1, 1980		388,578.10
Collected in 1980		313,138.70
Cancelled, Abated or Adjusted 1980		665.58
Transfers to Tax Title Liens or Foreclosed		14.30
Balance December 31, 1980		74,759.52
TAX TITLE LIENS OUTSTANDING		
Balance January 1, 1980		1,544.27
Transfer From Taxes		342.82
Redeemed in 1980		1,129.94
Cancelled, Abated or Adjusted (1980)		
Transfers to Foreclosed Property		
Balance December 31, 1980		757.15
PROPERTY ACQUIRED BY DEED OR FORECLOSURE		
Balance January 1, 1980		36,740.00
Transfers From Taxes or Liens		
Sale for Cash (1980)		
Cancelled, Abated or Adjusted (1980)		
Balance December 31, 1980		36,740.00

CURRENT FINANCES DECEMBER 31, 1980	
ASSETS	
Cash Dec. 31, 1980	1,194,051.01
Taxes Receivable	352,012.73
Tax Title Liens	757.15
Foreclosed Property	36,740.00
Emergencies & Other Deferred Charges	
State and Federal Aid Receivable	
Other Receivables	2,912.25
Total	1,586,473.14
LIABILITIES, RESERVES, AND SURPLUS	
Cash Liabilities	324,291.39
Reserves for Receivables	392,422.13
Surplus Dec. 31, 1980	869,759.62
Total	1,586,473.14

1980 3000

MUNICIPALITIES OPERATING UNDER SPECIAL STATUTORY FORMS OF GOVERNMENT

OPTIONAL MUNICIPAL CHARTER LAW 1950

COMMISSION FORM (1911)

Allenhurst Boro.
Atlantic City
Audubon Boro
Avon-By-The-Sea Boro
Bass River Twp.
Beach Haven Boro.
Belleville Town
Belmar Boro.
Bordentown City
Bradley Beach Boro.
Brigantine City
Cape May Point Boro.
Collingswood Boro.
Deal Boro.
Haddon Twp.
Haddonfield Boro.
Harvey Cedars Boro.
Hawthorne Boro.
Lambertville City
Long Beach Twp.
Longport Boro.
Lyndhurst Boro.
Margate City
Millville City
Monmouth Beach Boro.
Montclair Twp.
Mount Ephraim Boro.
North Bergen Twp.
Nutley Town
Pine Valley Boro.
Ridgefield Park Village
Sea Isle City
Tavistock Boro.
Union City
Ventnor City
West Cape May Boro.
West New York Town
West Wildwood Boro.
Wildwood City
Wildwood Crest Boro.

Mayor-Council

Plan A

Bridgeton City
Long Branch City
Vineland City

Plan B

Avalon Boro (4)
Brick Twp.
Bridgewater Twp.
Camden City
Cherry Hill Twp. (7)
Lodi Boro.
Passaic City
Perth Amboy City
Saddle Brook Twp.
Spotswood Boro.
West Orange Town

Plan C

Bayonne City
Jersey City
Newark City
Trenton City

Plan D

Delran Twp.
Hoboken City
Irvington Town
Ocean City (2)
Orange City
Paterson City
South Amboy City

Plan E

Burlington Twp.
East Brunswick Twp.
Edison Twp.
Hamilton Twp. (Mercer)
Jefferson Twp.
Marlboro Twp.
Mine Hill Twp (5)
Mount Olive Twp.
New Brunswick City
North Plainfield
Parsippany-Troy Hills Twp.
River Vale Twp. (3)
Washington Twp. (Bergen)

Plan F

Clark Twp
Denville Twp.
Elizabeth City
Florence Twp.
Lincoln Park Boro.
Monroe Twp. (Gloucester)
Monroe Twp. (Middlesex)
Morristown Town
Piscataway Twp.
Rahway City
Rockaway Twp.
Wayne Twp.
Woodbridge Twp.

Small Municipality

Plan A

Berlin Twp.
Island Heights Boro.

Plan C

Allamuchy Twp. (5)
Chester Twp.
Clinton Twp.
Fairfield Twp. (Essex)
Greenwich Twp. (Glo.) (8)
Highlands Boro. (1)
Lopatcong Twp.
Oxford Twp.
West Paterson Boro.

Plan D

Estell Manor City

Council-Manager

Plan A

Mount Holly Twp.
Ocean Twp. (Monmouth)

Plan B

Cedar Grove Twp.
Evesham Twp.
Keansburg Boro.
Newton Town
Phillipsburg Town
Ridgewood Village
Sparta Twp.

Plan C

Montclair Twp. (6)

Plan D

Franklin Twp. (Somerset)
West Milford Twp.

Plan E

Aberdeen Twp.
Deptford Twp.
East Windsor Twp.
Galloway Twp.
Gloucester Twp.
Lawrence Twp. (Mercer)
Livingston Twp.
Maple Shade Twp.
Medford Twp. (5)
Moorestown Twp.
Mount Laurel Twp.
Mountain Lakes Boro.
Old Bridge Twp.
Pequannock Twp.
Randolph Twp.
Ringwood Boro. (8)
Scotch Plains Twp.
Washington Boro.
Willingboro Boro.

Plan F

Roxbury Twp. (8)

Special Charter

Beverly City
Bloomfield Town
Burlington City
Corbin City
Egg Harbor City
Englewood City (5)
Gloucester City
Hackettstown Town
Hammonton Town
Middletown Twp.
Montville Twp.
Plainfield City
Salem City
South Orange Twp. (1)
Westfield Town
Woodbury City

Council-Manager Act of 1923

Asbury Park City
Cape May City
Clifton City
Fair Lawn Boro. (7)
Garfield City
Hackensack City
Medford Lakes Boro.
Teaneck Twp.
Teterboro Boro.

(1) Effective Date 1/1/78 (2) Effective Date 7/1/78
(3) Effective Date 1/1/79 (4) Effective Date 7/1/79
(5) Effective Date 1/1/80 (6) Effective Date 7/1/80
(7) Effective Date 7/1/81 (8) Effective Date 1/1/82

TABLE 3

SUMMARY OF CURRENT FINANCES OF ALL MUNICIPALITIES - DECEMBER 31, 1976 to 1980

(THOUSANDS OF DOLLARS)*

ASSETS AND LIABILITIES

Assets	1976	1977	1978	1979	1980
Cash	$ 715,140	$ 784,734	$ 850,121	$ 891,139	$ 914,826
Taxes Receivable	187,044	175,675	167,710	170,940	190,397
Tax Title Liens	83,982	79,875	81,171	69,858	68,579
Foreclosed Property	122,911	141,098	151,851	163,740	187,829
Other Receivables	62,723	68,989	65,634	76,778	91,598
State Aid Receivable	14,149	12,292	17,719	10,714	10,360
Emergencies and Deferred Charges	41,271	28,505	39,685	43,392	49,050
Total	$ 1,227,220	$ 1,291,168	$ 1,373,891	$ 1,426,561	$ 1,512,639
Liabilities					
Cash Liabilities	$ 429,698	$ 419,219	$ 437,599	$ 466,465	$ 498,155
Reserves for Receivables	439,779	449,645	456,057	469,575	524,600
Surplus Revenues	357,743	422,304	480,235	490,521	489,884
Total	$ 1,227,220	$ 1,291,168	$ 1,373,891	$ 1,426,561	$ 1,512,639

SUMMARY OF CURRENT FINANCES OF ALL COUNTIES - DECEMBER 31, 1976 to 1980

ASSETS AND LIABILITIES

Assets					
Cash	$ 173,678	$ 203,836	$ 230,239	$ 258,316	$ 236,564
State Aid Receivable	6,304	2,739	1,536	1,491	1,668
Other Receivables	31,247	34,077	37,953	29,091	46,761
Deferred Charges and Emergencies	7,221	4,718	9,751	8,079	8,351
Total	$ 218,450	$ 245,370	$ 279,479	$ 296,977	$ 293,344
Liabilities					
Cash Liabilities	$ 122,611	$ 132,990	$ 135,314	$ 156,982	$ 155,787
Reserves for Receivables	28,535	30,275	32,232	23,783	42,644
Surplus Revenues	67,304	82,150	111,933	116,212	94,913
Total	$ 218,450	$ 245,370	$ 279,479	$ 296,977	$ 293,344

*Rounded to the nearest thousand

TABLE 4

SUMMARY OF EXPENDITURES AND REVENUES OF ALL COUNTY GOVERNMENTS - 1976 to 1980

Expenditures	1976	1977	1978	1979	1980
General Government	$ 112,259,053	$ 127,718,085	$ 146,091,888	$ 172,188,399	$ 199,749,782
Judiciary	74,200,036	78,553,301	85,388,120	89,991,219	94,056,577
Public Safety	72,046,797	73,961,921	79,780,759	90,037,590	100,783,407
Public Works					
Roads and Bridges	61,881,023	58,133,407	58,428,356	64,378,240	68,871,529
Other	41,243,852	38,240,561	38,753,535	45,917,710	58,582,969
Health	210,196,011	222,507,580	235,513,613	263,280,609	257,716,328
Welfare	121,843,652	133,621,786	139,553,306	191,443,059	188,643,712
Recreation & Conservation	38,237,573	41,093,209	45,833,229	49,458,163	51,248,091
Education	84,383,664	88,678,341	91,600,451	96,613,717	108,265,699
FICA & Fringe Benefits	66,815,780	78,009,163	93,490,923	99,230,605	111,302,211
CETA & Other Public Employment Programs	122,142,989	193,896,026	324,771,663	259,293,189	214,452,604
Total County Functions	1,005,250,430	1,134,413,380	1,339,205,843	1,421,832,500	1,453,672,909
Capital Improvements (memo)	5,065,976	5,815,174	6,947,723	5,601,051	8,398,809
Debt-Principal	34,633,400	38,334,208	44,039,000	44,960,000	49,247,292
Interest	27,701,582	29,227,967	31,313,342	33,377,574	38,056,843
Deferred Charges	10,916,640	10,501,757	11,044,762	14,394,127	13,538,553
Reserve for Uncollected Taxes	259,570	-0-	-0-	-0-	-0-
Total Expenditures	$ 1,078,761,622	$ 1,212,477,312	$ 1,425,602,947	$ 1,514,564,201	$ 1,554,515,597
Revenues					
Surplus (Prior Years)	$ 40,687,966	$ 50,355,496	$ 59,642,166	$ 80,592,004	$ 85,854,079
Miscellaneous Revenues	324,140,810	419,824,629	607,684,853	622,923,687	577,185,495
"Revenue Sharing"	50,025,911	50,782,186	52,624,265	52,674,599	54,485,123
Current Tax Collections	692,199,667	731,632,876	765,022,374	813,645,120	874,410,256
Total Revenues	$ 1,107,054,354	$ 1,252,595,187	$ 1,484,973,658	$ 1,569,835,410	$ 1,591,934,953

TABLE 5

SUMMARY OF EXPENDITURES AND REVENUES OF ALL MUNICIPALITIES - 1976 to 1980

Expenditures	1976	1977	1978	1979	1980
General Government	$ 242,339,856	$ 271,670,983	$ 304,821,139	$ 327,107.037	$ 359,291,254
Judiciary	15,369,534	16,317,866	17,729,451	19,815,767	22,347,220
Public Safety	514,225,052	524,591,485	546,606,839	620,897,319	680,775,226
Public Works					
Roads and Bridges	157,749,626	161,692,564	175,024,352	183,089,518	193,555,029
Other	185,532,552	192,571,712	218,299,771	232,476,999	255,505,764
Health	38,064,491	42,630,387	46,245,412	45,684,639	48,211,484
Welfare	22,596,058	23,070,304	23,577,071	22,569,290	22,211,150
Recreation & Conservation	64,117,432	62,507,555	65,504,261	65,677,258	69,358,318
Education	44,110,609	57,194,289	63,209,853	69,749,144	72,272,438
FICA & Fringe Benefits	144,555,430	167,657,566	191,400,050	203,129,760	223,839,031
CETA & Other Public Employment Programs	96,526,200	142,835,884	196,928,673	129,446,967	114,678,716
Total Municipal Functions	1,525,186,840	1,662,740,595	1,849,346,872	1,919,643,698	2,062,045,630
*Capital Improvements	16,935,896	17,709,140	20,143,453	22,381,518	21,945,671
Debt-Principal	76,110,142	93,016,601	94,909,434	99,202,030	106,516,752
Interest	70,866,724	65,375,637	69,829,189	73,022,214	85,888,992
Deferred Charges	54,127,688	37,916,988	39,207,272	39,950,178	43,148,469
Reserve for Uncollected Taxes	236,764,416	233,903,655	223,598,660	225,936,689	236,121,664
School, County, Special District Taxes	2,540,505,727	2,537,787,589	2,595,695,784	2,760,280,286	2,989,864,296
TOTAL EXPENDITURES	$4,503,561,537	$4,630,741,065	$4,872,587,211	$5,118,035,095	$5,523,585,803
Revenues					
Surplus (prior years)	$ 192,327,646	$ 203,660,071	$ 233,153,630	$ 278,393,950	$ 288,009,677
Miscellaneous Revenues	786,569,368	921,739,281	1,039,458,247	1,068,969,106	1,130,577,767
State Aid Revenues	100,948,462	149,187,485	163,938,625	189,134,950	193,832,690
State and Local Fiscal Assistance Act Utilized	89,814,481	90,385,958	97,280,526	102,142,857	101,100,456
Delinquent Taxes and Liens	133,599,621	136,723,505	134,180,083	133,673,611	137,342,238
Current Tax Collections	3,165,060,889	3,138,535,798	3,223,886,852	3,391,562,002	3,675,617,955
TOTAL REVENUES	$4,468,320,467	$4,640,232,098	$4,891,897,963	$5,163,876,476	$5,526,480,783

*Not Included in Totals

DEBT TRENDS OF NEW JERSEY MUNICIPALITIES AND COUNTIES*

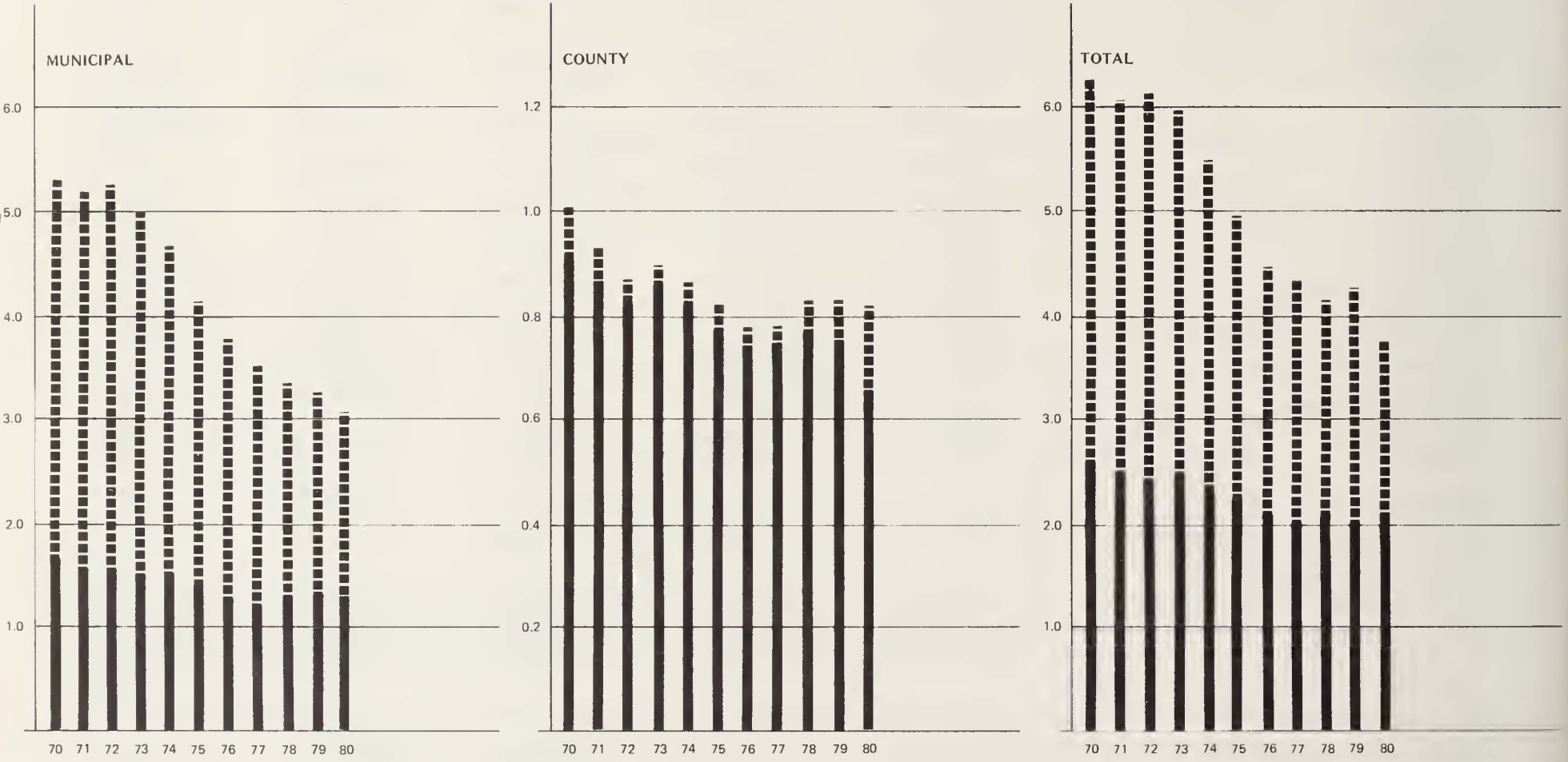

	GROSS	NET
1971	5.16	1.65
1972	5.22	1.68
1973	4.86	1.60
1974	4.53	1.61
1975	4.13	1.53
1976	3.70	1.40
1977	3.53	1.37
1978	3.39	1.39
1979	3.25	1.37
1980	3.07	1.33

	GROSS	NET
1971	.93	.89
1972	.87	.83
1973	.93	.88
1974	.90	.84
1975	.83	.79
1976	.77	.73
1977	.78	.74
1978	.83	.79
1979	.82	.76
1980	.81	.75

	GROSS	NET
1971	6.09	2.55
1972	6.09	2.51
1973	5.79	2.48
1974	5.43	2.45
1975	4.96	2.32
1976	4.47	2.13
1977	4.31	2.11
1978	4.22	2.18
1979	4.07	2.13
1980	3.88	2.08

NET

GROSS & NET

EXPRESSED AS % OF EQUALIZED VALUATION BASIS (A 3-YEAR AVERAGE OF EQUALIZED VALUATION.)

TABLE 6

STATEWIDE TRENDS IN STATUTORY NET CAPITAL DEBT

The following statement, showing the statutory net capital debt of counties and municipalities, represents the outstanding indebtedness authorized, including issued and unissued debt.

	1976	1977	1978	1979	1980
Municipal Gross Debt					
School	$ 1,663,640,360	$ 1,624,042,590	$ 1,612,567,784	$ 1,592,234,918	$ 1,605,007,219
Utility	571,613,460	607,132,059	601,826,584	600,836,116	629,000,830
General	1,248,678,301	1,322,028,301	1,427,709,864	1,607,266,991	1,766,880,212
TOTAL	$ 3,483,932,122	$ 3,553,202,951	$ 3,642,104,234	$ 3,800,338,025	$ 4,000,888,262
Statutory Deductions	2,168,396,833	2,174,993,646	2,149,456,334	2,197,705,124	2,270,164,659
Municipal Net Capital Debt	$ 1,315,535,289	$ 1,378,209,305	$ 1,492,647,900	$ 1,602,632,901	$ 1,730,723,603
Percent of Net Debt -	1.40	1.37	1.39	1.37	1.33
County Gross Debt	$ 724,873,221	$ 782,164,031	$ 893,641,932	$ 952,735,361	$ 1,062,242,697
Statutory Deductions	38,163,669	42,177,024	41,002,292	63,970,595	77,323,405
County Net Capital Debt	$ 686,709,552	$ 739,987,007	$ 852,639,640	$ 888,764,766	$ 984,919,292
Percent of Net Debt	.73	.74	.79	.76	.75
Municipal and County Debt					
Gross Capital Debt	$ 4,208,805,343	$ 4,335,366,982	$ 4,535,746,166	$ 4,753,073,386	$ 5,063,130,959
Net Capital Debt	2,002,244,841	2,118,196,312	2,345,287,540	2,491,397,667	2,715,642,895
Percent of Net Debt	2.13	2.11	2.18	2.13	2.08
Average of Three Years' Equalized Valuation	$ 94,038,998,962	$100,657,489,395	$107,349,825,238	$116,830,007,297	$130,513,321,273

TABLE 7

TOTAL GROSS AND NET DEBT OF MUNICIPALITIES AND COUNTIES BY COUNTY FOR 1980

This table shows the total gross debt of municipalities and counties, the total net debt, and the percentage that net debt bears to the "equalized valuation basis" of the three preceding years' real property.*

	GROSS DEBT			NET DEBT			% OF NET DEBT			
COUNTY	(1) MUNICIPAL	(2) COUNTY	(3) TOTAL	(1) MUNICIPAL	(2) COUNTY	(3) TOTAL	(1) MUN.	(2) CO.	(3) TOT.	EQUALIZED VALUATION BASIS
Atlantic	$ 115,843,232	$ 34,349,500	$ 150,192,732	$ 47,882,744	$ 34,054,928	$ 81,937,672	1.16	.83	1.99	$ 4,120,095,839
Bergen	391,466,000	128,252,335	519,718,335	242,913,654	128,252,335	371,165,989	1.13	.60	1.73	21,320,688,639
Burlington	158,806,156	61,796,756	220,602,912	61,903,336	61,470,329	123,373,665	1.21	1.21	2.42	5,083,654,867
Camden	195,640,018	96,837,398	292,477,416	74,165,571	96,803,430	170,969,001	1.24	1.62	2.86	5,969,702,361
Cape May	72,375,380	52,698,554	125,073,934	42,179,118	16,954,383	59,133,501	1.26	.51	1.77	3,341,914,117
Cumberland	67,440,988	15,489,001	82,929,989	11,971,992	14,609,025	26,581,017	.87	1.05	1.92	1,383,875,004
Essex	394,850,647	94,850,000	489,700,647	140,309,849	92,613,000	232,922,849	1.36	.90	2.26	10,272,275,333
Gloucester	63,865,913	21,115,817	84,981,730	23,499,997	21,115,818	44,615,815	.80	.72	1.52	2,935,059,510
Hudson	296,213,005	40,193,612	336,406,617	116,424,281	40,193,611	156,617,892	2.29	.79	3.08	5,075,332,156
Hunterdon	43,162,548	17,541,287	60,703,835	9,612,783	17,541,288	27,154,071	.46	.84	1.30	2,087,744,685
Mercer	210,355,233	61,373,438	271,728,671	75,216,242	57,766,442	132,982,684	1.56	1.19	2.50	4,831,909,420
Middlesex	373,934,842	106,302,911	480,237,753	184,867,685	100,614,924	285,482,609	1.72	.94	2.66	10,747,095,577
Monmouth	307,956,327	34,662,500	342,618,827	140,495,045	29,861,000	170,356,045	1.55	.33	1.88	9,040,796,046
Morris	371,569,668	57,798,000	429,367,668	166,214,932	57,777,100	223,992,032	1.67	.58	2.25	9,961,729,617
Ocean	224,554,585	72,958,900	297,513,485	88,352,915	56,981,950	145,334,865	1.16	.75	1.91	7,603,830,423
Passaic	257,611,306	49,359,678	306,970,984	90,785,099	47,874,678	138,659,777	1.30	.68	1.98	7,006,067,756
Salem	13,580,406	5,065,580	18,645,986	1,741,289	5,065,580	6,806,869	.20	.60	.80	851,184,712
Somerset	127,158,035	47,246,500	174,404,535	72,890,223	44,196,500	117,086,723	1.44	.87	2.31	5,072,136,377
Sussex	74,277,529	8,523,676	82,801,205	12,143,336	7,911,779	20,055,115	.55	.36	.91	2,200,281,839
Union	212,369,522	55,007,488	267,377,010	117,537,003	52,441,428	169,978,431	1.16	.52	1.68	10,116,747,080
Warren	27,856,922	819,766	28,676,688	9,616,509	819,765	10,436,274	.64	.05	.69	1,491,199,915
TOTAL	$4,000,888,262	$1,062,242,697	$ 5,063,130,959	$ 1,730,723,603	$ 984,919,292	$ 2,715,642,895	1.33	.75	2.08	$ 130,513,321,273

*Amounts rounded to nearest dollar

TABLE 8

AUTHORITY DEBT - DECEMBER 31, 1980

The following tabulation represents the outstanding capital debt of the respective Authorities of the local units. These figures were taken from reports of audit filed with the Division pursuant to law. They are only as complete as the source information was available for reporting. While these Authorities operated on various fiscal year bases, the figures shown have been projected to reflect a comparable amount at December 31st.

AUTHORITY	TYPE	AMOUNT	AUTHORITY	TYPE	AMOUNT
Aberdeen Twp.	MU	$ 7,370,000	Cumberland County	CU	$ 9,345,000
Asbury Park City	P	450,000	Delanco Twp.	S	18,000
Atlantic City	MU	5,700,000	Delaware Twp.	MU	180,000
Atlantic City x	P	None	Delran Twp.	S	2,173,000
Atlantic County	CI	68,665,478	Deptford Twp.	MU	9,965,000
Atlantic County	S	45,095,000	Dover Twp.	MU	43,030,000
Atlantic Highlands-Hglds. Reg.	S	375,000	Dover Twp.	P	38,582
Bayonne City	P	None	Dunellen Boro.	P	60,297
Bayshore Reg.	S	NA	East Brunswick Twp.	S	4,750,000
Beach Haven Boro.	S	350,000	East Orange City*	P	484,483
Beachwood Boro.	S	2,590,000	East Rutherford Boro.	S	6,560,000
Bellmawr Boro.	S	977,000	East Windsor Twp.	MU	12,255,000
Bergen County	CU	90,150,000	Eatontown Boro.**	S	1,045,000
Berkeley Twp.	S	4,490,000	Edgewater Park Twp.	S	745,000
Bernards Twp.	S	1,940,000	Egg Harbor Twp.	MU	2,407,964
Beverly City	S	109,000	Elizabeth City	P	1,295,000
Boonton Town	P	46,507	Essex County	CI	6,315,060
Bordentown Twp.+	MU	140,000	Evesham Twp.	MU	5,375,000
Brick Twp.	MU	53,940,000	Ewing-Lawrence Twp.	S	41,165,000
Buena Boro.	MU	1,259,103	Florham Park Boro.	S	3,450,000
Camden City	P	None	Fort Lee Boro.	P	None
Camden City	PRT	2,750,000	Franklin Twp. (Som.)	S	4,798,000
Camden County	MU	39,000,000	Galloway Twp.#	MU	None
Cape May County	MU	47,225,000	Gloucester City	S	542,000
Carlstadt Boro.	S	4,457,000	Gloucester County	CU	32,030,650
Carneys Point Twp.	S	1,380,000	Gloucester Twp.	MU	11,044,000
Cinnaminson Twp.	S	2,388,000	Hackettstown Town	MU	10,250,000
Clayton Boro.	S	875,000	Hackettstown Town	P	None
Clementon Boro.	S	539,000	Hamilton Twp. (Atl.)	MU	3,170,000
Clinton Twp.	S	87,000	Hanover Twp.	S	4,895,000

TABLE 8

AUTHORITY DEBT - DECEMBER 31, 1980

AUTHORITY	TYPE	AMOUNT	AUTHORITY	TYPE	AMOUNT
Hazlet Twp.	S	$ 7,525,000	Monroe Twp. (Midd.)	MU	$ 13,425,000
Hillsborough Twp.	MU	7,450,000	Montville Twp.	MU	6,285,000
Hoboken City	P	8,120,000	Morris County	MU	None
Hopewell Twp. (Mer.)	MU	NA	Morristown Town	P	1,615,000
Hudson County	CU	13,075,000	Mount Holly Twp.	S	5,588,000
Irvington Town	P	4,010,000	Mount Laurel Twp.	MU	9,830,000
Jackson Twp.	MU	4,672,000	Musconetcong (Stanhope)	S	897,356
Jersey City	IN	325,000	National Park Boro.	MU	373,000
Jersey City	P	2,375,000	Neptune Twp.	S	10,345,000
Jersey City	S	19,050,000	New Brunswick City	P	NA
Lacey Twp.	MU	12,400,000	Newark City	P	3,850,000
Lakeland Reg.	SWM	None	Newton Town	P	48,000
Lakewood Twp.	MU	4,570,000	North Plainfield Boro.	P	None
Lambertville City	S	None	Northeast Monmouth Reg.	S	18,975,000
Landis (Vineland City)	S	7,409,000	Northern Burlington Reg.xx	S	None
Laurel Springs Boro.	S	331,000	Northwest Bergen Reg.	S	22,700,000
Linden-Roselle	S	12,100,000	Oakford Lake Reg.	MU	NA
Lindenwold Boro.	MU	NA	Ocean City	P	221,000
Little Egg Harbor Twp.	MU	5,754,670	Ocean County	CU	129,660,000
Little Falls Twp.	MU	None	Ocean Twp. (Mon.)	S	8,810,000
Logan Twp.	MU	3,800,000	Ocean Twp. (Ocean)	MU	3,415,000
Long Beach Twp.	S	1,271,000	Old Bridge Twp.	MU	7,431,000
Long Branch City	S	7,012,000	Old Bridge Twp.	S	5,600,000
Lower Twp.	MU	12,400,000	Paterson City	P	8,480,000
Lumberton Twp.	MU	824,139	Pemberton Twp.	MU	None
Magnolia Boro.	S	160,000	Penns Grove Boro.	S	349,000
Manasquan River Reg.	S	4,000,000	Pennsauken Twp.	S	NA
Manchester Twp.	MU	525,000	Pennsville Twp.	S	2,985,000
Marlboro Twp.	MU	NA	Pequannock,Lincoln Pk.Fairfield	S	NA
Mercer County	CI	112,355,000	Pequannock River Basin Reg.	S	705,000
Metuchen Boro.	P	575,000	Perth Amboy City	P	5,040,000
Middlesex County	CU	70,000,000	Pine Hill Boro.	MU	1,894,100
Middletown Twp.	S	33,870,000	Pt. Pleasant Beach Boro.	P	None
Monmouth Co. Bayshore Outfall	S	2,125,000	Pompton Lakes Boro.	MU	4,140,000
Monroe Twp. (Glou.)	MU	1,514,000	Rahway City	P	270,000

TABLE 8

AUTHORITY DEBT - DECEMBER 31, 1980

AUTHORITY	TYPE	AMOUNT
Rahway Valley	S	$ 9,895,000
Randolph Twp.	MU	900,000
Raritan Twp.	MU	2,580,000
Readington-Lebanon	S	None
Ringwood Boro.	S	5,800,000
Ringwood Boro.	SWM	None
Riverside Twp.	S	263,000
Rockleigh Boro.	S	104,281
Runnemede Boro.	S	NA
Secaucus Town	MU	13,350,000
Ship Bottom Boro.	S	None
Somers Point City	S	2,150,000
Somerset-Raritan Valley	S	7,595,000
Southeast Morris County	MU	15,300,000
South Monmouth Reg.	S	9,565,000
South Orange Twp.	P	None
South Toms River Boro.	S	2,289,111
Stafford Twp.	MU	3,537,000
Stony Brook Reg.	S	19,014,000
Stratford Boro.	S	1,139,000
Sussex County	MU	1,130,000
Trenton City	P	3,730,000
Tuckerton Boro.	MU	1,011,000
Union City	P	225,000
Wanaque Boro.	S	500,000
Wanaque Valley Reg.	S	$ None
Warren Co.-Paulins Kill	MU	None
Warren Twp.	S	300,000
Washington Boro.	P	75,050
Washington Twp. (Glou.)	MU	5,306,432
Washington Twp. (Mer.)	MU	1,800,000
Washington Twp. (Morr.)	MU	1,875,000
Waterford Twp.	MU	NA
Weehawken Twp.	P	NA
Western Monmouth Co.	MU	22,730,000
West Milford Twp.	MU	875,000
West New York Town	P	251,000
West Windsor Twp.	P	156,000
Weymouth Twp.	MU	None
Wharton Boro.	S	695,000
Wildwood City	P	1,650,000
Willingboro Twp.	MU	8,582,000
Woodbine Boro.	MU	219,841
Woodbine Boro.	PRT	None
Woodstown Boro.	S	None
Wrightstown Boro.	MU	427,000
	TOTAL	$1,377,284,104

CODE: CI-County Improvement; CU-County Utilities; IN-Incinerator; MU-Municipal Utilities; P-Parking; PRT-Port; S-Sewerage; R-Recreation; SWM-Solid Waste Management.

NOTE: Existing Industrial Pollution Control Financing Authorities are omitted from this table due to their particular corporate nature and reporting methods. The unique way in which their debt issuances are redeemed are dissimilar from other types of authorities.

xAuthority dissolved pursuant to P.L. 1980 c.44
+Authority dissolved 11-24-80 effective 12-31-80
*Bonds issued by municipality
**$74,000 issued by municipality
#Authority dissolved 4-6-81
xxUnaudited
NA-No audit filed

TABLE 9

TRENDS IN CURRENT AND DELINQUENT LOCAL PROPERTY TAXES

(AN HISTORICAL TABLE SHOWING LEVIES, COLLECTIONS, AND DELINQUENCIES SINCE 1965)

	CURRENT						DELINQUENT		
							DELINQUENT	OUTSTANDING DEC. 31	
YEAR	TOTAL TAX LEVY	CASH COLLECTIONS AMOUNT	%	% OF LEVY CANCELLED OR ADJUSTED	OUTSTANDING DEC. 31 AMOUNT	%	TAXES (ALL YEARS)*	TAX TITLE LIENS	FORECLOSED PROPERTY
1965	1,224,061,710	1,150,565,415	94.00	1.13	59,579,955	4.87	87,975,860	20,361,390	59,523,484
1966	1,263,399,102	1,190,449,678	94.22	1.03	60,003,555	4.75	89,402,620	21,136,094	58,087,115
1967	1,435,708,258	1,349,799,399	94.01	.88	73,385,248	5.11	104,722,596	20,908,759	60,516,430
1968	1,545,813,848	1,462,750,500	94.63	.78	70,990,292	4.59	105,550,670	25,241,561	50,816,494
1969	1,706,031,717	1,615,192,974	94.68	.95	74,599,330	4.37	108,351,141	30,527,868	51,935,697
1970	1,965,610,339	1,857,735,761	94.51	.98	88,834,447	4.51	116,331,182	36,453,999	54,080,687
1971	2,228,700,613	2,107,940,802	94.58	.64	96,297,126	4.32	123,331,414	43,110,986	58,023,891
1972	2,452,254,384	2,323,698,669	94.76	.55	102,686,227	4.19	130,638,352	48,363,795	67,890,472
1973	2,598,745,142	2,465,654,270	94.87	.57	108,651,329	4.18	136,402,145	57,401,373	77,806,556
1974	2,779,195,767	2,629,046,026	94.60	.69	127,539,699	4.59	162,304,272	60,106,637	97,451,943
1975	3,029,408,635	2,853,776,163	94.20	.70	145,052,461	4.79	185,521,327	72,442,111	102,078,118
1976	3,354,853,643	3,165,060,889	94.34	.82	142,663,904	4.25	187,043,752	83,982,002	122,910,533
1977	3,305,642,100	3,138,535,798	94.95	.64	128,539,284	3.89	175,674,729	79,875,324	141,098,333
1978	3,382,844,855	3,223,886,852	95.30	.56	121,417,610	3.59	167,709,975	81,170,959	151,851,345
1979	3,521,414,644	3,393,315,323	96.36	.53	131,454,324	3.73	170,939,711	69,858,024	163,740,047
1980	3,863,438,643	3,675,617,955	95.14	.54	150,051,469	3.88	190,397,219	68,578,962	187,828,918

*Includes December 31st figures of current year

TABLE 10

SPECIAL DISTRICT TAXES LEVIED IN 1980

This table presents a tabulation of special district taxes levied upon a portion of the municipalities listed for the specific services - (F) Fire, (G) Garbage, (L) Light, (W) Water, (C) Commons. These taxes and obiligations are the sole responsibility of the special districts; operations cause no liability for the balance of the municipality. The parenthetical figures denote the number of districts.

MUNICIPALITY	FIRE	OTHER	TOTAL TAX LEVY
Aberdeen Twp.	(2) $ 234,305	G (1) $ 241,550	(3) $ 475,855
Berlin Twp.	(1) 50,760		(1) 50,760
Beverly City	(1) 39,000		(1) 39,000
Bordentown Twp.	(2) 99,700		(2) 99,700
Brick Twp.	(3) 675,169		(3) 675,169
Bridgewater Twp.	(4) 190,720	G (1) 65,868	(5) 256,588
Buena Boro.	(2) 36,530		(2) 36,530
Buena Vista Twp.	(5) 91,534	L (5) 34,371	(10) 125,905
Cedar Grove Twp.		G (1) 57,920	(1) 57,920
Cherry Hill Twp.	(8) 1,909,616		(8) 1,909,616
Chesterfield Twp.	(2) 61,284		(2) 61,284
Cinnaminson Twp.		G (1) 226,070	(1) 226,070
Commercial Twp.	(3) 69,044	L (3) 38,500	(6) 107,544
Delanco Twp.	(1) 50,000		(1) 50,000
Delran Twp.	(1) 235,489		(1) 235,489
Dennis Twp.	(3) 31,000	L (2) 6,300	(5) 37,300
Deptford Twp.	(1) 375,024		(1) 375,024
Dover Twp.	(2) 1,087,386		(2) 1,087,386
Downe Twp.	(3) 49,271		(3) 49,271
East Windsor Twp.		G (1) 155,000	(1) 155,000
Eastampton Twp.		G (1) 43,175	(1) 43,175
Edgewater Pk. Twp.	(1) 73,975		(1) 73,975
Edison Twp.		G (11) 1,590,154	(11) 1,590,154
Evesham Twp.	(1) 340,140		(1) 340,140
Florence Twp.	(1) 120,300		(1) 120,300
Franklin Twp. (Glou)	(5) 167,874		(5) 167,874
Franklin Twp. (Som.)	(4) 393,579		(4) 393,579
Freehold Twp.	(2) 270,188		(2) 270,188
Gloucester Twp.	(6) 1,014,530		(6) 1,014,530
Haddon Twp.	(4) 196,881		(4) 196,881
Hamilton Twp. (Atl.)		G (1) 103,530	(1) 103,530
Hamilton Twp. (Mer.)	(9) 1,519,412		(9) 1,519,412
Hanover Twp.	(2) 241,311		(2) 241,311
Harding Twp.		L (1) 3,000	(1) 3,000
Harrison Twp.	(1) 87,850		(1) 87,850
Hillsborough Twp.	(1) 194,704		(1) 194,704
Howell Twp.	(5) $ 405,531		$ (5) $ 405,531
Jackson Twp.	(4) 476,751		(4) 476,751
Jefferson Twp.		L (5) 15,060	
Jefferson Twp.		G (1) 230,010	(6) 245,070
Lower Twp.	(3) 149,150		(3) 149,150
Manalapan Twp.	(2) 256,598		(2) 256,598
Mansfield Twp. (Burl)	(1) 1,800		(1) 1,800
Marlboro. Twp.	(3) 348,511		(3) 348,511
Maurice River Twp.	(1) 4,000		(1) 4,000
Middle Twp.	(3) 180,615		(3) 180,615
Middletown Twp.		G (6) 580,322	(6) 580,322
Millstone Twp.	(1) 65,000		(1) 65,000
Mine Hill Twp.		G (1) 61,288	(1) 61,288
Monroe Twp. (Midd.)	(1) 278,599		(1) 278,599
Montgomery Twp.	(1) 38,615		(1) 38,615
Montville Twp.	(3) 276,108		(3) 276,108
Moorestown Twp.	(2) 369,313		(2) 369,313
Mount Olive Twp.		G (1) 457,039	(1) 457,039
Mount Olive Twp.		L (2) 25,805	(2) 25,805
Neptune Twp.	(2) 675,000		(2) 675,000
Ocean Twp.	(2) 353,650		(2) 353,650
Old Bridge Twp.	(4) 741,390	G (1) 356,121	(5) 1,097,511
Parsippany-Troy Hills	(9) 504,983	G (4) 660,964	(13) 1,165,947
Pennsauken Twp.		G (1) 775,000	(1) 775,000
Piscataway Twp.	(4) 515,194		(4) 515,194
Pittsgrove Twp.	(3) 104,522	L (4) 7,300	(7) 111,822
Princeton Twp.		G (5) 39,800	(5) 39,800
South Brunswick Twp.	(3) 344,686		(3) 344,686
Sparta Twp.		W (1) 15,000	(1) 15,000
Trenton City		C (1) 75,000	(1) 75,000
Upper Twp.	(4) 111,275		(4) 111,275
Vineland City		G (1) 166,582	(1) 166,582
Voorhees Twp.	(4) 321,430	W (3) 58,000	(7) 379,430
Weehawken Twp.		G (1) 247,698	(1) 247,698
Wall Twp.	(3) 250,350		(3) 250,350
Washington Twp. (Glo)	(1) 352,207	G (1) 240,000	(2) 592,207
Woodbridge Twp.	(10) 2,351,058		(10) 2,351,058
Totals	$19,382,912	$6,576,427	$25,959,339

TABLE 11

EQUALIZED PROPERTY TAX RATES

The equalized property tax rates for selected years are shown below for all municipalities by County area. These tax rates are the result of multiplying the general tax rate by the ratio of assessed to true value as certified by the Director of Taxation on October 1st of each year pursuant to statute. Thus, the table shows the tax rate that would be applied if the assessment level were 100 percent. This permits ready comparison of the tax trends of New Jersey's local units.

ATLANTIC COUNTY	1976	1977	1978	1979	1980
Absecon City	3.28	3.09	2.74	2.31	1.94
Atlantic City	7.06	5.67	4.33	2.50	1.85
Brigantine City	2.60	2.46	2.11	1.59	1.27
Buena Boro.	3.05	2.84	2.57	2.67	2.29
Buena Vista Twp.	3.23	2.86	2.52	2.21	1.75
Corbin City	2.33	2.37	2.01	1.61	1.55
Egg Harbor City	4.40	3.20	3.20	3.00	2.58
Egg Harbor Twp.	2.60	2.68	2.42	1.89	1.69
Estell Manor City	3.33	2.71	2.46	2.21	1.92
Folsom Boro.	2.85	2.47	2.47	2.36	1.81
Galloway Twp.	2.86	2.67	2.37	2.05	1.69
Hamilton Twp.	3.23	2.92	2.38	1.88	1.35
Hammonton Town	3.45	2.78	2.73	2.58	2.36
Linwood City	3.89	3.46	3.02	2.43	2.06
Longport Boro.	2.03	1.74	1.51	1.15	.98
Margate City	2.71	2.47	2.12	1.73	1.36
Mullica Twp.	2.89	2.86	2.47	2.28	2.24
Northfield City	3.69	3.39	3.40	2.73	2.55
Pleasantville City	4.82	4.55	4.10	3.20	2.65
Port Republic City	2.00	1.82	1.91	1.82	1.34
Somers Point City	3.27	3.03	2.85	2.52	2.11
Ventnor City	3.00	2.87	2.61	2.27	1.74
Weymouth Twp.	2.84	2.49	2.39	2.32	1.67

BERGEN COUNTY	1976	1977	1978	1979	1980
Allendale Boro.	3.68	3.31	2.88	2.51	2.49
Alpine Boro.	1.85	1.61	1.64	1.57	1.31
Bergenfield Boro.	3.28	2.94	2.93	2.90	2.77
Bogota Boro.	3.17	2.77	2.44	2.54	2.60
Carlstadt Boro.	1.53	1.53	1.22	1.16	1.19
Cliffside Park Boro.	2.31	2.31	2.13	1.91	1.82
Closter Boro.	3.20	3.07	2.92	2.85	2.59
Cresskill Boro.	3.13	2.82	2.76	2.60	2.47
Demarest Boro.	3.45	3.36	3.29	2.97	2.51
Dumont Boro.	3.31	2.94	3.07	2.80	2.74
E. Rutherford Boro.	1.36	1.45	1.49	1.35	1.35
Edgewater Boro.	2.27	2.22	2.18	2.36	2.34
Elmwood Park Boro.	2.29	2.17	1.67	1.84	1.76
Emerson Boro.	3.28	3.05	2.93	2.44	2.52
Englewood City	3.83	3.73	3.72	3.32	3.39
Englewood Cliffs Boro.	1.90	1.74	1.54	1.38	1.33
Fair Lawn Boro.	2.83	2.63	2.40	2.22	2.07
Fairview Boro.	2.25	2.27	2.36	2.30	2.26
Fort Lee Boro.	2.32	2.56	2.33	1.74	1.97
Franklin Lakes Boro.	2.27	2.15	1.95	1.72	1.68
Garfield City	2.20	2.19	2.12	1.97	1.96
Glen Rock Boro.	3.50	2.93	2.98	2.80	2.57
Hackensack City	3.06	2.94	3.01	3.19	3.00
Harrington Park Boro.	3.34	3.03	2.80	2.57	2.51
Hasbrouck Heights Boro.	2.62	2.59	2.39	2.13	2.04
Haworth Boro.	3.33	3.11	2.82	2.52	2.29
Hillsdale Boro.	3.39	3.21	3.12	2.91	2.65
Hohokus Boro.	2.46	2.40	2.12	2.00	1.86
Leonia Boro.	3.24	3.31	3.24	3.18	3.07
Little Ferry Boro.	2.30	2.17	2.09	2.29	2.26
Lodi Boro.	2.90	2.76	2.72	2.70	2.64
Lyndhurst Twp.	1.87	1.65	1.72	1.69	1.61
Mahwah Twp.	2.68	2.49	2.12	1.84	1.79
Maywood Boro.	2.80	2.61	2.40	2.37	2.29
Midland Park Boro.	3.14	2.98	2.80	2.62	2.45
Montvale Boro.	2.66	2.40	2.10	2.01	1.92
Moonachie Boro.	1.46	1.48	1.48	1.30	1.18
New Milford Boro.	3.17	3.09	2.68	2.61	2.46
North Arlington Boro.	2.49	2.39	2.20	2.14	2.17
Northvale Boro.	3.01	2.80	2.43	2.64	2.47
Norwood Boro.	3.13	2.86	2.67	2.49	2.39
Oakland Boro.	3.86	3.34	3.14	2.88	2.64
Old Tappan Boro.	2.74	2.39	2.37	2.15	2.14
Oradell Boro.	2.69	2.41	2.34	2.16	2.00
Palisades Park Boro.	2.72	2.53	2.37	2.32	2.32

TABLE 11 (CON'T)

EQUALIZED PROPERTY TAX RATES

BERGEN (CON'T)	1976	1977	1978	1979	1980
Paramus Boro.	2.33	2.07	2.18	2.04	1.96
Park Ridge Boro.	3.42	2.96	2.96	2.77	2.68
Ramsey Boro.	3.11	2.93	2.68	2.38	2.32
Ridgefield Boro.	.77	.73	.64	.60	.55
Ridgefield Park Vill.	2.84	2.74	2.72	2.86	2.75
Ridgewood Vill.	3.80	3.33	3.29	3.03	2.84
River Edge Boro.	3.04	2.74	2.73	2.55	2.47
River Vale Twp.	3.54	3.21	3.11	2.78	2.57
Rochelle Park Twp.	1.78	1.59	1.53	1.43	1.36
Rockleigh Boro.	.56	.41	.68	.65	.70
Rutherford Boro.	2.62	2.55	2.46	2.53	2.55
Saddle Brook Twp.	1.95	2.14	2.05	1.92	1.79
Saddle River Boro.	1.60	1.53	1.24	1.21	1.05
South Hackensack Twp.	1.88	1.85	2.03	1.93	1.61
Teaneck Twp.	4.09	4.12	3.90	3.61	3.41
Tenafly Boro.	3.51	3.50	3.13	2.84	2.56
Teterboro Boro.	.63	.64	.72	.74	.82
Upper Saddle River	2.64	2.45	2.17	2.03	2.04
Waldwick Boro.	3.54	2.99	2.96	2.83	2.69
Wallington Boro.	2.30	2.18	2.13	1.78	1.74
Washington Twp.	3.70	3.25	3.37	2.83	2.58
Westwood Boro.	2.89	2.82	2.59	2.47	2.52
Woodcliff Lake Boro.	3.47	3.31	2.90	2.72	2.54
Wood-Ridge Boro.	2.47	2.03	1.94	1.63	1.72
Wyckoff Twp.	2.62	2.54	2.45	2.08	2.04
BURLINGTON COUNTY					
Bass River Twp.	2.07	1.94	2.33	2.13	2.44
Beverly City	3.22	2.89	2.70	3.36	2.18
Bordentown City	4.09	3.17	2.92	2.87	2.77
Bordentown Twp.	3.20	3.00	2.72	2.34	2.61
Burlington City	1.61	1.37	1.28	1.23	1.02
Burlington Twp.	2.94	2.28	2.13	2.31	2.17
Chesterfield Twp.	2.56	2.33	2.29	2.26	2.15
Cinnaminson Twp.	3.04	2.52	2.56	2.50	2.37
Delanco Twp.	3.05	2.78	2.68	2.78	2.72
Delran Twp.	2.90	2.51	2.51	2.33	1.96
Eastampton Twp.	3.05	2.82	3.09	3.09	2.89
Edgewater Park Twp.	3.13	2.94	2.42	2.53	2.49
Evesham Twp.	2.93	2.69	2.57	2.40	2.19
Fieldsboro Boro.	3.48	3.01	2.80	2.63	2.80
Florence Twp.	2.56	2.20	2.60	2.60	2.50

BURLINGTON (CON'T)	1976	1977	1978	1979	1980
Hainesport Twp.	3.06	2.42	2.53	2.58	2.55
Lumberton Twp.	2.63	2.39	2.22	2.17	2.22
Mansfield Twp.	2.01	1.69	1.84	1.80	2.10
Maple Shade Twp.	3.33	2.79	2.59	2.41	2.17
Medford Twp.	3.08	2.60	2.61	2.31	2.22
Medford Lakes Boro.	3.40	2.94	2.71	2.64	2.44
Moorestown Twp.	3.12	2.77	2.65	2.44	2.44
Mount Holly Twp.	3.48	3.11	2.85	3.04	2.95
Mount Laurel Twp.	2.83	2.49	2.29	2.42	2.21
New Hanover Twp.	2.52	1.68	1.69	2.11	2.14
North Hanover Twp.	1.70	1.56	1.80	1.54	1.87
Palmyra Boro.	2.85	2.55	2.57	2.47	2.61
Pemberton Boro.	2.85	2.56	2.78	2.60	2.36
Pemberton Twp.	2.55	2.40	2.30	2.35	2.46
Riverside Twp.	3.26	2.88	2.63	2.44	2.26
Riverton Boro.	2.99	2.28	2.26	2.29	2.41
Shamong Twp.	2.56	2.10	1.84	2.36	2.32
Southampton Twp.	2.16	2.03	1.86	1.76	1.73
Springfield Twp.	2.54	2.22	2.19	2.15	1.98
Tabernacle Twp.	2.92	2.20	2.05	2.35	2.29
Washington Twp.	2.72	2.15	1.91	1.73	1.86
Westampton Twp.	3.07	2.77	2.67	2.44	2.59
Willingboro Twp.	3.65	3.23	3.32	3.25	3.33
Woodland Twp.	1.90	1.64	1.28	1.55	1.85
Wrightstown Boro.	2.83	2.42	2.07	2.36	2.54
CAMDEN COUNTY					
Audubon Boro.	3.72	3.41	3.42	3.23	3.48
Audubon Park Boro.	10.38	6.15	6.11	5.14	4.21
Barrington Boro.	3.83	3.66	3.48	3.51	3.40
Bellmawr Boro.	3.55	3.37	3.08	3.16	3.18
Berlin Boro.	3.31	2.97	2.94	2.72	2.65
Berlin Twp.	2.93	2.73	2.65	2.42	2.71
Brooklawn Boro.	3.67	2.84	2.78	2.67	2.70
Camden City	5.55	4.57	4.67	4.37	4.55
Cherry Hill Twp.	4.07	3.67	3.30	3.19	2.93
Chesilhurst Boro.	4.17	3.70	2.98	2.78	2.99
Clementon Boro.	3.47	3.12	2.83	3.33	3.19
Collingswood Boro.	3.74	3.17	3.21	3.24	3.10
Gibbsboro Boro.	3.56	3.41	3.01	3.09	3.00
Gloucester City	3.43	3.08	2.94	2.74	2.83
Gloucester Twp.	3.58	3.18	2.83	2.87	2.75

TABLE 11 (CON'T)

EQUALIZED PROPERTY TAX RATES

CAMDEN (CON'T)	1976	1977	1978	1979	1980
Haddon Twp.	3.34	3.20	3.12	2.82	2.84
Haddonfield Boro.	3.44	3.24	3.12	3.09	2.88
Haddon Heights Boro.	3.52	3.24	3.12	3.10	2.92
Hi-Nella Boro.	5.28	3.55	2.91	3.11	2.98
Laurel Springs Boro.	3.41	3.00	2.87	3.13	2.98
Lawnside Boro.	3.71	3.77	3.34	2.93	2.79
Lindenwold Boro.	2.96	2.94	3.10	3.03	3.05
Magnolia Boro.	3.38	3.10	3.32	3.27	3.08
Merchantville Boro.	4.31	3.94	3.64	3.43	3.24
Mount Ephraim Boro.	3.16	2.91	3.09	3.06	2.95
Oaklyn Boro.	3.42	3.12	3.08	3.06	3.14
Pennsauken Twp.	3.45	3.29	3.13	3.05	3.05
Pine Hill Boro.	4.02	2.76	2.66	2.74	2.99
Pine Valley Boro.	3.79	3.82	4.04	4.19	4.31
Runnemede Boro.	3.31	3.07	2.88	3.00	2.87
Somerdale Boro.	3.46	3.08	3.20	2.99	3.24
Stratford Boro.	3.39	3.42	3.29	3.05	2.76
Tavistock Boro.	1.92	1.90	2.19	2.46	2.17
Voorhees Twp.	2.62	2.98	2.95	3.04	2.46
Waterford Twp.	2.97	2.58	2.54	2.32	2.61
Winslow Twp.	2.93	2.76	2.58	2.59	2.64
Woodlynne Boro.	4.72	4.32	4.08	4.22	4.06
CAPE MAY COUNTY					
Avalon Boro.	1.41	1.30	1.22	1.10	.93
Cape May City	2.99	2.64	2.56	2.49	2.49
Cape May Point Boro.	1.46	1.41	1.20	1.26	1.09
Dennis Twp.	1.98	1.85	1.68	1.64	1.64
Lower Twp.	2.82	2.41	2.22	2.09	1.89
Middle Twp.	2.55	1.90	2.21	2.04	2.27
North Wildwood City	2.03	1.86	1.98	1.80	1.81
Ocean City	2.01	1.84	1.73	1.51	1.38
Sea Isle City	1.53	1.38	1.35	1.13	1.15
Stone Harbor Boro.	1.23	1.15	1.15	1.05	.98
Upper Twp.	.63	.55	.50	.56	.59
West Cape May Boro.	3.33	2.45	2.33	2.04	1.71
West Wildwood Boro.	2.26	2.20	2.24	2.35	2.13
Wildwood City	2.67	2.60	2.57	2.39	2.35
Wildwood Crest Boro.	2.09	1.81	1.73	1.58	1.51
Woodbine Boro.	3.39	2.94	3.12	2.57	3.04

CUMBERLAND COUNTY	1976	1977	1978	1979	1980
Bridgeton City	4.23	4.08	3.68	3.53	3.52
Commercial Twp.	3.85	2.86	2.68	2.30	2.78
Deerfield Twp.	3.38	3.06	2.81	2.54	2.28
Downe Twp.	3.15	2.71	2.40	2.96	3.10
Fairfield Twp.	2.76	3.98	2.98	2.56	2.93
Greenwich Twp.	3.50	3.39	3.12	2.60	3.11
Hopewell Twp.	3.39	3.39	2.76	2.50	2.49
Lawrence Twp.	3.03	3.16	2.68	3.05	2.94
Maurice River Twp.	3.83	2.66	3.02	2.48	2.73
Millville City	3.60	3.14	2.95	2.76	2.75
Shiloh Boro.	4.36	3.71	3.43	2.65	2.65
Stow Creek Twp.	3.37	2.53	2.66	2.30	2.36
Upper Deerfield Twp.	2.93	2.87	2.95	2.43	2.28
Vineland City	3.32	3.09	3.03	2.97	2.92
ESSEX COUNTY					
Belleville Twp.	4.28	4.14	3.96	3.80	3.74
Bloomfield Twp.	4.46	4.29	4.02	3.94	3.63
Caldwell Boro.	4.63	4.56	4.10	3.80	3.35
Cedar Grove Twp.	3.35	2.92	2.85	2.69	2.49
East Orange City	8.76	7.41	7.26	6.97	6.89
Essex Fells Boro.	3.24	3.21	3.02	2.79	2.58
Fairfield Twp.	3.15	2.92	2.77	2.74	2.69
Glen Ridge Boro.	5.85	5.30	5.05	4.64	3.97
Irvington Town	5.22	5.11	4.84	4.72	4.48
Livingston Twp.	3.59	3.11	3.13	2.89	2.62
Maplewood Twp.	4.55	4.42	4.42	4.12	3.84
Millburn Twp.	3.34	3.08	2.88	2.62	2.40
Montclair Town	5.03	4.82	4.56	4.35	4.01
Newark City	7.25	6.19	2.59	5.65	5.40
North Caldwell Boro.	4.63	3.96	3.56	3.24	2.94
Nutley Town	3.70	3.81	3.59	3.59	3.41
Orange City	7.46	6.91	6.73	6.34	5.99
Roseland Boro.	3.60	3.76	3.35	3.09	2.94
South Orange Village	5.09	5.07	5.00	4.68	4.23
Verona Boro.	4.00	4.11	3.76	3.63	3.47
West Caldwell Boro.	4.11	3.91	3.60	3.42	3.03
West Orange Town	4.83	4.96	4.33	4.17	3.69

TABLE 11 (CON'T)

EQUALIZED PROPERTY TAX RATES

GLOUCESTER COUNTY	1976	1977	1978	1979	1980
Clayton Boro.	2.81	2.57	2.70	2.64	2.49
Deptford Twp.	3.09	2.46	2.58	2.61	2.52
East Greenwich Twp.	1.87	2.23	2.09	1.98	1.95
Elk Twp.	2.29	2.16	1.85	2.18	2.18
Franklin Twp.	2.34	2.41	2.13	2.06	2.20
Glassboro Boro.	3.62	2.81	2.91	2.69	2.86
Greenwich Twp.	1.47	1.59	1.86	1.86	1.70
Harrison Twp.	2.66	2.33	2.09	2.14	2.19
Logan Twp.	2.21	1.64	1.69	2.14	1.89
Mantua Twp.	2.78	2.55	2.46	2.49	2.43
Monroe Twp.	2.15	2.10	1.99	2.35	2.19
National Park Boro.	3.36	2.67	2.65	2.31	2.86
Newfield Boro.	3.57	2.60	2.46	2.39	2.75
Paulsboro Boro.	3.37	2.77	2.19	2.33	2.52
Pitman Boro.	3.47	2.99	2.64	2.36	2.60
South Harrison Twp.	2.84	2.15	2.15	2.18	2.19
Swedesboro Boro.	3.69	3.16	3.02	2.60	2.91
Washington Twp.	2.86	2.63	2.29	2.07	2.11
Wenonah Boro.	3.10	2.62	2.46	2.46	2.44
West Deptford Twp.	2.80	2.25	2.17	2.37	2.31
Westville Boro.	2.66	2.43	2.47	2.57	2.57
Woodbury City	3.68	3.33	3.03	2.94	2.90
Woodbury Heights Boro.	2.61	2.40	2.21	2.10	2.12
Woolwich Twp.	2.69	2.18	2.39	2.39	2.20
HUDSON COUNTY					
Bayonne City	4.75	4.63	4.37	4.04	4.07
East Newark Boro.	4.99	5.16	4.02	3.58	4.34
Guttenberg Town	3.52	3.68	3.64	3.23	3.16
Harrison Town	3.01	3.52	2.82	2.73	2.85
Hoboken City	6.31	6.54	5.90	5.17	5.23
Jersey City	6.36	6.18	6.27	5.77	5.65
Kearny Town	2.92	3.01	2.77	2.88	2.82
North Bergen Twp.	3.95	3.78	3.84	3.80	4.47
Secaucus Town	2.53	2.60	2.73	2.55	2.67
Union City	5.78	5.63	5.20	5.16	5.85
Weehawken Twp.	5.11	5.25	4.31	4.51	4.96
West New York Town	6.04	5.84	5.29	4.96	5.55
HUNTERDON COUNTY					
Alexandria Twp.	2.92	2.62	2.30	1.90	2.06
Bethlehem Twp.	2.98	2.43	2.27	2.20	2.20

HUNTERDON (CON'T)	1976	1977	1978	1979	1980
Bloomsbury Boro.	2.75	2.27	2.38	2.04	2.08
Califon Boro.	3.20	2.90	2.63	2.43	2.36
Clinton Town	2.99	2.70	2.41	2.51	2.83
Clinton Twp.	3.17	2.30	2.37	2.27	2.35
Delaware Twp.	3.02	2.34	2.34	1.99	1.96
East Amwell Twp.	2.58	2.23	2.04	1.89	1.73
Flemington Boro.	2.41	2.39	2.41	2.31	2.46
Franklin Twp.	2.58	2.27	2.02	2.03	1.81
Frenchtown Boro.	3.53	2.91	2.65	2.86	2.33
Glen Gardner Boro.	4.12	3.59	3.27	2.73	2.18
Hampton Boro.	3.96	2.86	2.40	2.38	2.52
High Bridge Boro.	3.64	2.71	2.88	2.50	2.42
Holland Twp.	1.19	.72	.51	.49	.51
Kingwood Twp.	2.79	2.19	2.14	2.22	2.35
Lambertville City	3.14	2.57	2.24	2.17	2.14
Lebanon Boro.	3.43	2.40	2.60	2.71	2.44
Lebanon Twp.	2.26	1.97	1.80	1.64	1.53
Milford Boro.	2.55	2.11	1.92	1.73	1.97
Raritan Twp.	2.31	2.32	2.22	2.22	2.33
Readington Twp.	2.65	2.36	2.18	1.88	1.79
Stockton Boro.	2.29	2.04	2.07	2.07	1.92
Tewksbury Twp.	2.71	2.22	2.15	2.06	2.09
Union Twp.	3.04	2.44	2.12	1.89	1.94
West Amwell Twp.	2.80	2.42	2.03	2.05	2.06
MERCER COUNTY					
East Windsor Twp.	3.59	3.59	3.46	3.29	3.15
Ewing Twp.	3.13	3.00	2.83	2.76	2.72
Hamilton Twp.	2.95	2.63	2.58	2.46	2.57
Hightstown Boro.	4.06	3.96	3.72	3.17	3.08
Hopewell Boro.	3.16	3.00	2.68	2.51	2.32
Hopewell Twp.	2.54	2.54	2.52	2.37	2.31
Lawrence Twp.	3.31	2.90	2.73	2.40	2.49
Pennington Boro.	2.91	2.63	2.62	2.38	2.41
Princeton Boro.	2.70	2.51	2.21	2.28	2.18
Princeton Twp.	3.01	2.71	2.44	2.34	2.18
Trenton City	6.17	5.31	5.53	5.52	5.25
Washington Twp.	2.84	2.54	2.42	2.22	2.10
West Windsor Twp.	3.01	2.70	2.88	2.55	2.59

TABLE 11 (CON'T)

EQUALIZED PROPERTY TAX RATES

MIDDLESEX COUNTY	1976	1977	1978	1979	1980
Carteret Boro.	3.09	2.83	2.75	2.86	2.88
Cranbury Twp.	2.50	2.47	2.07	2.15	1.81
Dunellen Boro.	3.64	3.33	2.94	2.87	2.89
East Brunswick Twp.	3.37	3.24	3.13	2.88	2.80
Edison Twp.	2.99	2.78	2.81	2.61	2.44
Helmetta Boro.	3.09	2.85	2.88	3.06	2.90
Highland Park Boro.	4.07	4.09	3.82	3.72	3.17
Jamesburg Boro.	3.46	3.26	3.77	3.22	2.94
Metuchen Boro.	3.62	3.25	3.03	2.97	2.80
Middlesex Boro.	3.28	3.27	3.11	2.81	2.62
Milltown Boro.	2.25	2.38	2.36	2.24	2.02
Monroe Twp.	2.74	2.46	2.45	2.07	1.94
New Brunswick City	4.17	3.97	3.95	3.39	3.54
North Burnswick Twp.	3.00	2.73	2.79	2.57	2.54
Old Bridge Twp.	3.97	3.45	3.24	3.16	3.03
Perth Amboy City	3.93	3.98	3.60	3.11	2.99
Piscataway Twp.	3.18	3.25	3.43	3.04	2.39
Plainsboro Twp.	1.65	1.67	1.77	1.83	1.73
Sayreville Boro.	2.43	2.10	2.04	2.14	1.89
South Amboy City	2.22	2.29	2.24	2.14	2.06
South Brunswick Twp.	3.39	3.20	3.09	2.92	2.85
South Plainfield Boro.	3.15	3.11	2.85	2.65	2.52
South River Boro.	3.45	3.00	3.03	2.88	2.93
Spotswood Boro.	4.19	3.34	3.72	3.17	3.10
Woodbridge Twp.	2.92	2.62	2.54	2.49	2.40
MONMOUTH COUNTY					
Aberdeen Twp.	3.81	3.26	3.02	2.85	2.91
Allenhurst Boro.	1.96	1.85	1.68	1.76	1.51
Allentown Boro.	3.34	2.98	3.36	3.16	2.99
Asbury Park City	6.53	6.09	6.22	5.62	6.00
Atlantic Highlands Boro.	3.57	3.31	3.06	3.11	3.11
Avon By The Sea Boro.	2.80	2.40	2.14	1.98	1.96
Belmar Boro.	2.80	2.59	2.56	2.38	2.38
Bradley Beach Boro.	4.44	3.66	3.64	3.63	3.72
Brielle Boro.	2.97	2.68	2.59	2.40	2.14
Colts Neck Twp.	2.40	2.10	2.16	2.06	2.10
Deal Boro.	2.22	1.93	1.58	1.47	1.29
Eatontown Boro.	2.33	2.58	2.72	2.63	2.72
Englishtown Boro.	3.51	3.11	3.17	2.56	2.68

MONMOUTH (CON'T)	1976	1977	1978	1979	1980
Fair Haven Boro.	3.61	3.32	3.18	2.88	2.58
Farmingdale Boro.	2.80	2.32	2.40	2.58	2.28
Freehold Boro.	3.72	2.89	3.28	2.65	2.45
Freehold Twp.	3.27	2.81	2.68	2.48	2.54
Hazlet Twp.	3.64	3.09	2.78	2.52	2.39
Highlands Boro.	3.50	3.15	2.76	3.30	3.07
Holmdel Twp.	2.89	2.65	2.39	1.91	1.84
Howell Twp.	3.60	2.97	2.78	2.31	2.46
Interlaken Boro.	2.16	1.92	1.76	1.47	1.41
Keansburg Boro.	3.68	3.35	3.19	3.30	3.10
Keyport Boro.	3.90	3.27	3.17	3.25	3.45
Little Silver Boro.	3.44	3.22	3.09	2.78	2.63
Loch Arbour Vill.	4.50	3.88	3.83	3.23	2.91
Long Branch City	3.89	3.68	2.97	3.06	2.97
Manalapan Twp.	3.52	2.86	2.99	2.63	2.37
Manasquan Boro.	2.70	2.58	2.59	2.43	2.07
Marlboro Twp.	3.63	3.10	2.98	2.59	2.36
Matawan Boro.	3.14	3.17	2.57	2.66	2.99
Middletown Twp.	3.10	2.52	2.53	2.45	2.29
Millstone Twp.	2.88	2.02	2.27	1.97	1.94
Monmouth Beach Boro.	2.99	2.79	2.75	2.61	2.38
Neptune Twp.	3.28	3.12	3.08	2.74	2.61
Neptune City Boro.	3.65	2.99	3.11	2.89	2.76
Ocean Twp.	3.72	3.10	3.03	2.73	2.57
Oceanport Boro.	3.01	2.60	2.56	2.34	2.17
Red Bank Boro.	3.67	3.74	3.63	3.51	3.28
Roosevelt Boro.	4.36	4.01	3.88	3.58	2.81
Rumson Boro.	3.58	3.01	2.85	2.67	2.56
Sea Bright Boro.	2.72	2.97	2.99	2.43	2.52
Sea Girt Boro.	1.96	1.81	1.71	1.62	1.58
Shrewsbury Boro.	3.20	3.24	3.14	2.75	2.50
Shrewsbury Twp.	4.54	4.11	4.83	4.80	4.55
South Belmar Boro.	3.56	3.48	3.23	3.17	3.06
Spring Lake Boro.	2.13	2.05	1.90	1.75	1.62
Spring Lake Heights Boro.	3.07	2.61	2.50	2.40	2.12
Tinton Falls Boro.	3.61	3.51	2.87	2.97	2.95
Union Beach Boro.	3.31	2.95	3.00	2.75	2.35
Upper Freehold Twp.	2.58	1.70	2.31	2.19	2.39
Wall Twp.	2.87	2.72	2.41	2.22	2.18
West Long Branch Boro.	3.23	2.89	2.70	2.50	2.26

TABLE 11 (CON'T)

EQUALIZED PROPERTY TAX RATES

MORRIS COUNTY	1976	1977	1978	1979	1980
Boonton Town	3.27	2.86	2.80	2.59	2.46
Boonton Twp.	2.33	2.17	1.90	1.81	1.64
Butler Boro.	3.47	2.94	2.93	2.60	2.42
Chatham Boro.	2.94	2.73	2.56	2.34	2.17
Chatham Twp.	3.27	2.96	2.58	2.34	2.16
Chester Boro.	3.14	2.98	2.79	2.59	2.67
Chester Twp.	3.45	3.22	2.86	2.55	2.44
Denville Twp.	2.87	2.66	2.44	2.27	2.01
Dover Town	3.33	3.19	2.93	2.65	2.56
East Hanover Twp.	2.35	2.24	1.70	1.74	1.76
Florham Park Boro.	2.42	2.38	2.00	1.85	1.67
Hanover Twp.	2.81	2.46	2.00	1.88	2.00
Harding Twp.	1.82	1.61	1.50	1.48	1.51
Jefferson Twp.	3.24	3.00	2.65	2.43	2.26
Kinnelon Boro.	3.28	2.97	2.74	2.49	2.33
Lincoln Park Boro.	3.40	3.06	2.96	3.05	2.94
Madison Boro.	3.39	3.23	2.82	2.52	2.43
Mendham Boro.	3.42	3.06	2.60	2.37	2.32
Mendham Twp.	3.13	2.83	2.48	2.28	2.22
Mine Hill Twp.	3.38	3.28	2.90	2.78	2.58
Montville Twp.	2.96	2.52	2.30	2.19	2.14
Morris Twp.	2.68	2.54	2.24	2.07	1.99
Morris Plains Boro.	2.86	2.67	2.48	2.34	2.02
Morristown Town	4.28	3.86	3.55	3.26	2.94
Mountain Lakes Boro.	4.03	3.57	3.06	2.99	2.76
Mount Arlington Boro.	3.96	3.48	3.21	2.78	2.57
Mount Olive Twp.	3.71	3.00	2.46	2.24	2.26
Netcong Boro.	3.49	2.96	2.63	2.36	2.19
Parsippany-Troy Hills Twp.	3.13	2.83	2.73	2.27	2.22
Passaic Twp.	3.18	2.96	2.67	2.39	2.18
Pequannock Twp.	3.31	3.00	2.63	2.42	2.29
Randolph Twp.	3.77	3.32	2.91	2.85	2.77
Riverdale Boro.	3.04	2.68	2.49	2.20	1.97
Rockaway Boro.	2.92	2.73	2.66	2.41	2.19
Rockaway Twp.	3.45	2.99	2.75	2.60	2.62
Roxbury Twp.	3.46	2.89	2.43	2.28	2.14
Victory Gardens Boro.	3.88	3.07	3.18	2.94	2.89
Washington Twp.	3.17	2.79	2.24	2.13	2.07
Wharton Boro.	3.66	3.02	2.82	2.56	2.42

OCEAN COUNTY	1976	1977	1978	1979	1980
Barnegat Twp.	2.74	2.49	2.47	2.19	2.48
Barnegat Light Boro.	1.51	1.30	1.31	1.12	1.13
Bay Head Boro.	1.78	1.60	1.67	1.48	1.37
Beach Haven Boro.	1.71	1.47	1.37	1.33	1.35
Beachwood Boro.	2.58	2.58	2.74	2.82	2.65
Berkeley Twp.	2.27	2.10	1.99	1.88	1.73
Brick Twp.	2.41	2.27	2.24	2.27	2.08
Dover Twp.	2.35	2.33	2.48	2.42	2.49
Eagleswood Twp.	2.71	2.51	2.41	2.17	2.41
Harvey Cedars Boro.	1.62	1.47	1.46	1.29	1.23
Island Heights Boro.	3.03	2.97	2.66	2.43	2.32
Jackson Twp.	3.13	2.83	2.81	2.46	2.56
Lacey Twp.	1.43	1.14	1.10	1.07	1.01
Lakehurst Boro.	3.86	3.28	3.30	3.15	3.03
Lakewood Twp.	3.01	2.96	2.88	2.77	2.85
Lavallette Boro.	1.45	1.28	1.38	1.21	1.10
Little Egg Harbor Twp.	2.31	2.18	2.19	2.11	2.37
Long Beach Twp.	1.38	1.23	1.22	1.11	1.11
Manchester Twp.	1.69	1.75	1.45	1.78	1.56
Mantoloking Boro.	1.53	1.45	1.37	1.26	1.00
Ocean Twp.	1.94	1.90	2.26	2.01	2.27
Ocean Gate Boro.	2.96	2.86	2.81	2.52	2.31
Pine Beach Boro.	2.45	2.47	2.48	2.58	2.38
Plumsted Twp.	2.39	2.05	1.90	1.66	1.85
Point Pleasant Boro.	2.58	2.49	2.50	2.39	2.24
Point Pleasant Beach Boro.	2.26	2.31	2.17	2.15	2.00
Seaside Heights Boro.	1.83	1.71	1.89	1.71	1.78
Seaside Park Boro.	1.46	1.51	1.51	1.51	1.44
Ship Bottom Boro.	1.72	1.55	1.42	1.35	1.46
South Toms River Boro.	2.58	2.38	2.54	2.58	2.54
Stafford Twp.	1.77	1.63	1.54	1.36	1.34
Surf City Boro.	1.49	1.31	1.25	1.16	1.16
Tuckerton Boro.	2.86	2.75	2.79	2.41	2.47

PASSAIC COUNTY	1976	1977	1978	1979	1980
Bloomingdale Boro.	3.49	3.31	3.05	2.73	2.65
Clifton City	2.39	2.04	2.10	1.96	1.93
Haledon Boro.	2.91	2.69	2.58	2.32	2.23
Hawthorne Boro.	2.80	2.52	2.44	2.38	2.27
Little Falls Twp.	2.61	2.16	2.34	2.00	1.89

TABLE 11 (CON'T)

EQUALIZED PROPERTY TAX RATES

PASSAIC (CON'T)	1976	1977	1978	1979	1980
North Haledon Boro.	2.85	2.52	2.51	2.39	2.28
Passaic City	4.23	4.13	4.33	3.96	4.05
Paterson City	4.06	3.97	3.73	3.47	3.06
Pompton Lakes Boro.	3.71	3.38	3.15	2.89	2.88
Prospect Park Boro.	3.16	2.56	2.55	2.72	2.38
Ringwood Boro.	3.70	2.91	2.99	2.71	2.63
Totowa Boro.	2.20	2.07	1.96	1.74	1.60
Wanaque Boro.	3.78	2.91	2.92	2.60	2.56
Wayne Twp.	2.86	3.00	2.80	2.65	2.42
West Milford Twp.	3.54	2.94	2.98	2.78	2.74
West Paterson Boro.	2.71	2.42	2.38	2.45	2.30
SALEM COUNTY					
Alloway Twp.	2.86	2.18	2.17	2.28	2.11
Carneys Point Twp.	4.56	3.63	2.95	3.09	2.70
Elmer Boro.	3.64	2.82	2.60	2.58	2.63
Elsinboro Twp.	3.14	2.44	2.41	2.01	2.45
Lower Alloways Creek Twp.	.97	.85	.85	.99	.82
Mannington Twp.	3.50	2.48	2.06	2.21	2.16
Oldmans Twp.	2.31	2.21	2.22	2.36	2.60
Penns Grove Boro.	4.78	4.28	3.77	3.47	3.72
Pennsville Twp.	2.47	2.39	2.37	2.51	2.50
Pilesgrove Twp.	2.84	2.22	2.20	2.36	2.27
Pittsgrove Twp.	2.92	2.46	2.38	2.37	2.32
Quinton Twp.	3.04	2.44	2.19	1.94	2.10
Salem City	4.31	3.44	3.66	3.58	3.28
Upper Pittsgrove Twp.	2.96	2.38	2.34	2.28	2.20
Woodstown Boro.	3.05	2.74	2.76	2.73	2.75
SOMERSET COUNTY					
Bedminster Twp.	1.54	1.26	1.19	1.39	1.24
Bernards Twp.	2.66	2.35	2.20	2.40	1.82
Bernardsville Boro.	2.50	2.44	2.30	2.04	1.84
Bound Brook Boro.	3.33	3.05	2.99	2.93	2.75
Branchburg Twp.	2.48	2.33	1.90	1.93	1.85
Bridgewater Twp.	2.76	2.80	2.54	2.42	2.36
Far Hills Boro.	1.71	1.46	1.59	1.47	1.33
Franklin Twp.	2.86	2.79	2.79	2.63	2.48
Green Brook Twp.	2.92	3.03	2.88	2.58	2.63
Hillsborough Twp.	3.16	2.49	2.50	2.12	2.06

SOMERSET (CON'T)	1976	1977	1978	1979	1980
Manville Boro.	3.23	2.77	2.69	2.59	2.38
Millstone Boro.	2.60	2.73	2.04	2.01	1.73
Montgomery Twp.	2.78	2.53	2.35	2.32	2.16
North Plainfield Boro.	3.54	3.32	3.13	2.94	2.80
Peapack Gladstone Boro.	2.35	2.14	2.20	1.98	1.80
Raritan Boro.	3.00	3.28	3.05	2.64	2.44
Rocky Hill Boro.	3.10	2.81	2.54	2.18	1.85
Somerville Boro.	3.68	3.56	3.45	3.14	2.99
South Bound Brook Boro.	3.34	2.85	2.84	2.82	2.72
Warren Twp.	3.02	2.69	2.50	2.31	2.20
Watchung Boro.	2.40	2.28	2.11	1.97	1.85
SUSSEX COUNTY					
Andover Boro.	3.08	2.76	2.18	2.18	1.92
Andover Twp.	2.83	2.82	2.51	2.44	2.51
Branchville Boro.	2.54	2.48	1.96	1.83	1.86
Byram Twp.	3.52	3.16	2.75	2.58	2.47
Frankford Twp.	3.23	2.96	2.61	2.59	2.54
Franklin Boro.	3.62	3.12	2.62	2.50	2.66
Fredon Twp.	3.98	3.60	2.82	2.48	2.45
Green Twp.	3.43	3.12	2.69	2.71	2.47
Hamburg Boro.	3.72	3.65	2.15	2.23	2.57
Hampton Twp.	3.06	2.77	2.37	2.31	2.05
Hardyston Twp.	3.11	3.09	2.67	2.46	2.54
Hopatcong Boro.	3.27	2.86	3.05	2.84	2.92
Lafayette Twp.	3.47	2.70	2.21	2.23	2.15
Montague Twp.	1.92	1.72	1.57	1.61	1.57
Newton Town	3.72	3.35	3.00	2.82	2.85
Ogdensburg Boro.	3.14	2.91	2.72	2.55	2.76
Sandyston Twp.	2.08	1.93	2.01	2.03	2.14
Sparta Twp.	3.37	3.12	2.85	2.69	2.55
Stanhope Boro.	4.03	3.44	3.14	3.02	2.65
Stillwater Twp.	3.28	2.84	2.65	2.50	2.32
Sussex Boro.	3.54	3.12	2.90	2.91	2.48
Vernon Twp.	2.85	2.88	2.59	2.41	2.33
Walpack Twp.	2.42	2.16	2.15	.56	.80
Wantage Twp.	2.81	2.67	2.54	2.35	2.45

TABLE 11

EQUALIZED PROPERTY TAX RATES (CONCLUDED)

UNION COUNTY	1976	1977	1978	1979	1980
Berkeley Heights Twp.	2.48	2.39	2.14	1.99	2.10
Clark Twp.	3.17	3.00	2.81	2.56	2.36
Cranford Twp.	3.22	3.03	2.77	2.61	2.45
Elizabeth City	3.98	4.05	4.06	3.77	3.49
Fanwood Boro.	3.41	2.98	2.89	3.03	2.84
Garwood Boro.	2.85	2.75	2.79	2.79	2.66
Hillside Twp.	3.36	3.22	3.39	3.42	3.32
Kenilworth Boro.	2.55	2.17	2.09	2.03	1.81
Linden City	1.94	1.62	1.62	1.53	1.45
Mountainside Boro.	2.76	2.40	2.36	2.16	1.99
New Providence Boro.	3.14	3.07	2.86	2.59	2.48
Plainfield City	4.46	4.06	3.94	3.83	3.58
Rahway City	3.36	3.18	3.02	3.18	3.15
Roselle Boro.	3.23	3.18	3.16	3.14	3.00
Roselle Park Boro.	3.44	3.16	2.83	2.98	2.68
Scotch Plains Twp.	3.31	3.03	2.83	2.81	2.65
Springfield Twp.	3.08	2.84	2.60	2.49	2.43
Summit City	2.86	2.69	2.38	2.09	1.95
Union Twp.	2.51	2.19	2.34	2.24	1.98
Westfield Town	3.02	2.72	2.67	2.53	2.43
Winfield Twp.	10.96	10.47	9.13	9.35	10.23

WARREN COUNTY	1976	1977	1978	1979	1980
Allamuchy Twp.	2.36	1.57	1.75	1.60	1.78
Alpha Boro.	2.50	1.81	1.95	2.10	1.68
Belvidere Town	2.86	2.49	2.49	2.64	2.47
Blairstown Twp.	.57	.57	.69	.55	.84
Franklin Twp.	2.43	2.18	2.08	1.66	2.28
Frelinghuysen Twp.	2.65	2.13	2.25	2.06	2.09
Greenwich Twp.	2.61	2.27	2.13	1.94	2.00
Hackettstown Town	3.49	2.82	2.86	2.71	2.57
Hardwick Twp.	2.07	1.77	1.97	1.98	1.85
Harmony Twp.	2.38	2.13	2.18	1.97	1.93
Hope Twp.	2.12	2.10	2.19	2.02	1.92
Independence Twp.	2.60	2.11	2.31	1.79	2.07
Knowlton Twp.	2.65	2.23	2.55	2.11	2.00
Liberty Twp.	2.87	1.94	2.14	2.03	2.13
Lopatcong Twp.	2.76	2.43	2.26	2.26	1.95
Mansfield Twp.	2.23	1.88	2.04	2.10	2.31
Oxford Twp.	3.23	2.03	2.21	2.16	2.57
Pahaquarry Twp.	.65	.66	.73	.66	.64
Phillipsburg Town	3.38	3.01	2.57	2.67	2.73
Pohatcong Twp.	2.60	2.09	2.05	1.92	1.98
Washington Boro.	3.54	2.69	2.74	2.58	2.41
Washington Twp.	2.69	2.21	2.33	2.04	2.35
White Twp.	2.20	1.55	1.53	1.55	1.43

TABLE 12: FINANCES OF MUNICIPALLY OPERATED UTILITIES

This table reports the revenues and expenditures of municipally operated utilities in summary since 1975 and in detail for 1980. These operations are independent of the municipality and are not shown in the municipal data on the preceding pages.

Utility Type Codes: 1-Water 2-Sewer 3-Airport 4-Beach Front 5-Water & Sewer 6-Harbor 7-Electric 8-Parking 9-Swimming Pool

			SURPLUS ANTICIPATED	OPERATING INCOME	FROM PROPERTY TAXES	SURPLUS TO MUNICIPALITY	OPERATING COSTS	DEBT SERVICE	CAPITAL IMPROVEMENTS	TOTAL REVENUE	TOTAL EXPENDITURES
A	Absecon City	2		429,274.90			162,979.60	238,288.00		429,274.90	401,267.60
T	Atlantic City City	1	865.83	72,924.59			865.83	72,924.59		73,790.42	73,790.42
L	Atlantic City City	3		164,135.73	20,091.92		174,227.65		10,000.00	184,227.65	184,227.65
A	Brigantine City	5	157,032.68	1,153,553.84			631,444.39	351,924.98	199,400.00	1,310,586.52	1,182,769.37
N	Egg Harbor City	5	6,131.53	178,543.52			170,005.19	39,829.08		184,675.05	209,834.27
T	Hammonton Town	1	70,045.83	254,802.90			231,500.00	55,258.15	33,000.00	324,848.73	319,758.15
I	Hammonton Town	2	53,054.38	403,859.15			286,300.00	85,254.38	70,000.00	456,913.53	441,554.38
C	Margate City City	5	60,000.00	1,144,389.88			1,051,100.25	37,550.75	80,000.00	1,204,389.88	1,168,651.00
	Pleasantville City	2	300,000.00	880,857.06			805,022.31	199,581.52	20,000.00	1,180,857.06	1,024,603.83
	Allendale Boro.	1	28,325.00	211,558.25			167,613.01	21,490.00	19,000.00	239,883.25	208,103.01
	Cresskill Boro.	9	23,358.97	114,053.45			112,450.00	20,812.50	1,800.00	137,412.42	135,062.50
	Elmwood Pk. Boro.	1		626,840.18			474,770.39	121,627.91		626,840.18	596,398.30
	Emerson Boro.	2		217,164.10			192,214.00	10,376.00		217,164.10	202,590.00
	Fair Lawn Boro.	1	34,550.00	1,175,036.80			1,310,600.00			1,209,586.80	1,310,600.00
	Garfield City	1		608,230.07			612,355.43	57,204.74		608,230.07	669,560.17
	Hackensack City	8	66,385.00	277,709.67			138,350.00	67,514.21		344,094.67	205,864.21
	Hillsdale Boro.	9	38,834.37	240,480.90			148,000.89	134,918.33		279,315.27	282,919.22
	Ho-Ho-Kus Boro.	1	11,800.00	198,965.64			162,300.00	7,512.60	15,150.00	210,765.64	184,962.60
	Leonia Boro.	9	19,764.00	103,899.70			66,564.00		40,000.00	123,663.70	106,564.00
	Lodi Boro.	1	120,000.00	860,308.85		120,000.00	642,359.53	114,227.53	4,551.34	980,308.85	881,138.40
	Lyndhurst Twp.	1		537,528.43		60,000.00	1,018,295.80		10,000.00	937,928.43	1,088,295.80
B	Mahwah Twp.	1	214,280.00	705,358.53			581,189.00	230,247.24	9,410.00	919,638.53	820,846.24
E	Mahwah Twp.	2	28,750.00	61,916.92			75,000.00	8,750.00		90,666.92	83,750.00
R	Maywood Boro.	2		88,532.12	172,643.55		262,043.36			261,176.07	262,043.36
G	Maywood Boro.	9	3,858.64	110,359.41			71,251.06	32,583.94		114,218.05	103,835.00
E	Moonachie Boro.	2	53,250.00	158,100.49			199,100.00		10,000.00	211,350.49	209,100.00
N	N. Arlington Boro.	1	21,390.00	617,011.75			623,672.34	6,620.00		638,401.75	630,292.34
	Oakland Boro.	1		598,944.66			430,721.05	74,421.50		598,944.66	505,142.55
	Oakland Boro.	2		33,202.43	33,941.00		64,978.00	787.50		67,143.43	65,763.50
	Palisades Pk. Boro.	9	145,000.00	284,463.35			221,283.83	53,716.17	39,246.05	429,463.35	314,246.05
	Paramus Boro.	2		1,338,297.95			813,615.41	454,010.00	20,000.00	1,338,297.95	1,287,625.41
	Paramus Boro.	9	19,524.00	181,957.50			110,589.00	66,875.00	8,000.00	201,481.50	185,464.00
	*Paramus Boro.	0	31,750.27	454,623.05			245,205.00	172,436.15	2,000.00	486,373.32	419,641.15
	Park Ridge Boro.	1	103,548.50	433,432.05			395,382.00	25,202.50	59,964.00	536,980.55	480,548.50
	Park Ridge Boro.	7	265,336.00	2,209,070.43		100,000.00	2,029,742.00		105,594.00	2,474,406.43	2,235,336.00
	Park Ridge Boro.	9	14,535.00	85,787.90			57,545.00	28,250.00	10,240.00	100,322.90	96,035.00
	Ramsey Boro.	5	168,598.92	1,227,562.58			754,601.00	342,163.65	32,000.00	1,396,561.50	1,128,764.65
	Ramsey Boro.	9	7,599.25	130,547.79			93,593.00	21,806.25	200.00	138,147.04	115,599.25
	Ridgefield Boro.	9	9,620.00	118,452.50			76,100.00	45,970.24		128,072.50	122,070.24
	Ridgefield Pk. Village	9	50,070.00	104,706.04			85,420.47	49,131.25		154,776.04	134,551.72
	Ridgewood Village	1		2,127,570.27			1,571,240.74	314,616.11	24,203.15	2,127,570.27	2,310,060.00
	Ridgewood Village	8	27,500.00	179,644.15			130,078.00	63,751.16	20.84	207,544.15	193,850.00
	**Ridgewood Village	0	8,490.00	128,587.00			98,433.64		61.00	137,077.00	98,494.64
	Saddle Brook Twp.	1	27,700.00	535,392.25			556,280.00	13,420.00		562,592.25	569,700.00
	Waldwick Boro.	1	16,234.00	266,629.62			268,587.00		16,500.00	282,863.62	285,087.00
	Wallington Boro.	1	25,400.00	240,896.32			244,750.00	43,999.16		266,296.32	288,749.16
	Wyckoff Twp.	2	15,000.00	238,009.51			247,975.50			253,009.51	247,975.50
B	Bordentown City	1	161,680.00	502,025.95			495,077.00	158,831.49		663,705.95	653,908.49
U	Bordentown City	2	150,000.00	432,595.24			438,600.00	30,909.16		582,595.24	469,509.16
R	Bordentown Twp.	2	12,150.00	101,372.18			10,661.66	101,372.18		113,522.18	112,033.84

*Golf Utility
**Park Utility

TABLE 12: FINANCES OF MUNICIPALLY OPERATED UTILITIES - CONTINUED

			SURPLUS ANTICIPATED	OPERATING INCOME	FROM PROPERTY TAXES	SURPLUS TO MUNICIPALITY	OPERATING COSTS	DEBT SERVICE	CAPITAL IMPROVEMENTS	TOTAL REVENUE	TOTAL EXPENDITURES
	Burlington City	1		377,502.73	1,072,177.33		362,129.96	1,095,963.89		1,449,680.06	1,458,093.85
	Burlington City	2	65,000.00	122,678.97			185,000.00			187,678.97	185,000.00
	Burlington Twp.	1		519,472.56	152,862.33		389,248.44	213,086.45		672,334.89	702,334.89
	Burlington Twp.	2	732,468.43	364,731.57			539,457.95	329,924.40	17,000.00	1,097,200.00	886,382.35
B	*Evesham Twp.	0		182,278.95			132,300.00		1,000.00	182,278.95	133,300.00
U	Fieldsboro Boro.	1	11.45	19,795.94	3,716.83		23,711.00			23,524.22	23,711.00
R	Fieldsboro Boro.	2	14,550.00	16,217.40			35,275.00			32,767.40	35,275.00
L	Florence Twp.	2	40,000.00	413,469.35			343,130.22	110,882.85	5,000.00	453,469.35	459,022.07
I	Maple Shade Twp.	1		737,495.52	35,127.43		591,107.07	208,656.13		772,622.95	799,763.20
N	Maple Shade Twp.	2		617,699.20			462,368.00	103,453.12		617,699.70	565,821.12
G	Medford Twp.	1		217,840.27			81,700.00			217,840.27	81,700.00
T	Medford Twp.	2	115,494.58	444,358.29			320,075.00	163,419.58	75,000.00	559,852.87	558,494.58
O	Medford Lakes Boro.	2		166,661.35			166,856.70	25,352.10	5,000.00	166,661.35	197,248.80
N	Moorestown Twp.	1	99,500.00	904,758.90			648,648.85	140,136.00	44,600.00	1,004,258.90	833,384.85
	Moorestown Twp.	2	123,500.00	585,149.37			396,771.00	242,917.18	64,650.00	708,649.37	704,338.18
	Palymra Boro.	2					114,031.58		5,700.00		119,731.58
	Pemberton Boro.	5					123,524.36	7,847.87			131,372.23
	Pemberton Boro.	7	40,000.00	386,608.59			383,813.11			426,608.59	383,813.11
	Pemberton Twp.	1	44,144.27	396,725.30			255,174.69	140,074.37	10,000.00	440,869.57	405,249.06
	Pemberton Twp.	2		217,000.00				217,000.00		217,000.00	217,000.00
	Barrington Boro.	2		200,652.69			204,240.91	13,432.92	1,400.00	200,652.69	219,173.83
	Bellmawr Boro.	1	35,650.00	304,103.66			298,490.00	50,824.53	1,500.00	339,793.66	350,814.53
	Berlin Boro.	1	45,809.90	328,852.77			230,559.06	94,350.84	10,000.00	374,662.67	335,309.90
	Berlin Boro.	2	12,172.18	230,733.24			150,285.68	99,686.50	2,700.00	242,905.42	252,672.18
	Brooklawn Boro.	1	3,400.00	57,442.00			52,040.00	5,358.40		60,842.00	57,398.40
C	Camden City	1		2,901,487.45		175,000.00	2,413,675.90	404,504.29		2,901,487.45	2,993,180.19
A	Camden City	2	34,452.82	4,329,907.39			3,707,740.81	622,678.08	3,500.00	4,364,360.21	4,333,918.89
M	Cherry Hill Twp.	2	82,414.33	2,945,135.83			2,121,921.19	713,752.85	33,000.00	3,027,550.16	2,868,674.04
D	Clementon Boro.	1		268,984.21			192,683.00	62,051.30		268,984.21	254,734.30
E	Collingswood Boro.	1	8,452.68	512,701.87			358,694.17	106,305.83		521,154.55	465,000.00
N	Collingswood Boro.	2	40,640.00	547,079.51			441,297.50	23,342.50		587,719.51	464,640.00
	Gloucester City	1	55,000.00	374,337.41			385,091.97	21,630.00	20,000.00	433,337.41	426,721.97
	Haddon Twp.	5		604,357.54			518,775.00	100,617.47	11,207.53	604,357.54	630,600.00
	Haddonfield Boro.	5	74,000.00	841,261.77			642,435.71	176,985.27	20,000.00	915,261.77	839,420.98
	Lawnside Boro.	2		162,935.63	5,091.00		152,270.00	27,665.87		168,026.63	179,935.87
	Mt. Ephraim Boro.	1	50,000.00	144,503.03		13,500.00	124,300.00		2,500.00	194,503.03	140,300.00
	Somerdale Boro.	2	4,500.00	176,296.84			167,000.00			181,196.84	167,000.00
	Voorhees Twp.	2	210,000.00	860,509.77			418,300.00	548,219.84	25,000.00	1,070,509.77	991,519.84
	Winslow Twp.	5	62,000.00	890,239.20			261,440.00	349,068.19	60,000.00	952,239.20	670,508.19
C	Avalon Boro.	5	200,000.00	861,237.03			552,000.00	70,394.95	333,605.05	1,061,237.03	956,000.00
A	Cape May City	5		1,100,949.96			657,937.00	79,470.23		1,100,949.96	737,407.23
P	Ocean City City	2	980.50	40,376.82			300.00	66,650.50		41,357.32	66,950.50
E	Sea Isle City City	5	98,029.21	749,531.10			605,010.21	264,019.00	10,000.00	847,560.31	879,029.21
	Stone Harbor Boro.	1	31,300.00	221,177.32			110,900.00	55,000.00	16,000.00	252,477.32	181,900.00
M	West Cape May Boro.	2	14,600.00	35,222.43			50,333.30		2,500.00	49,822.43	52,833.30
A	West Wildwood Boro.	1	6,440.00	61,326.51			53,740.00		4,000.00	67,766.51	57,740.00
Y	Wildwood City	1	267,550.00	1,496,631.57			1,176,533.07	385,949.25	11,200.00	1,764,181.57	1,577,682.32
	Bridgeton City	5	850,000.00	2,172,551.08			2,324,447.80	97,220.59	122,500.00	3,062,551.08	2,544,168.39
C	Millville City	1	16,209.02	663,174.40			500,484.04	114,635.96	100.00	679,383.42	615,220.00
U	Millville City	2	163,806.98	718,012.63			687,925.00	227,950.00	25,000.00	881,819.61	940,875.00
M											

*Golf Utility

TABLE 12: FINANCES OF MUNICIPALLY OPERATED UTILITIES - CONTINUED

			SURPLUS ANTICIPATED	OPERATING INCOME	FROM PROPERTY TAXES	SURPLUS TO MUNICIPALITY	OPERATING COSTS	DEBT SERVICE	CAPITAL IMPROVEMENTS	TOTAL REVENUE	TOTAL EXPENDITURES
C	Millville City	3		122,762.92	68,500.00		174,550.00		18,700.00	191,262.92	193,250.00
U	Vineland City	6		1,185,018.21			744,222.18	212,028.91	115,500.00	1,185,018.21	1,071,751.09
M	Vineland City	7	550,500.00	21,550,797.37			21,673,135.45	1,322,865.84	390,000.00	22,501,297.37	23,386,001.29
	Belleville Town	1		1,075,368.78			657,581.27		40,000.00	1,075,368.78	697,581.27
	Bloomfield Town	1		1,225,413.40			1,218,168.48		4,060.00	1,225,413.40	1,222,228.48
	Caldwell Boro.	1		251,002.51			269,490.63			251,002.51	269,490.63
	Caldwell Boro.	2		395,730.89	63,945.07		411,600.00	103,075.96	5,000.00	459,675.96	519,675.96
	Cedar Grove Twp.	1	55,414.00	574,175.27			490,559.00	142,855.00	12,000.00	673,589.27	645,414.00
	Cedar Grove Twp.	2	69,443.00	280,891.62			277,723.00	25,720.00	26,000.00	350,334.62	329,443.00
	Cedar Grove Twp.	5	16,643.00	120,642.45			72,903.00	25,740.00	7,000.00	137,485.49	105,643.00
	East Orange City	1	265,000.00	2,961,724.35		250,000.00	2,757,590.00	119,626.94	100,000.00	3,226,724.35	3,227,216.94
	Essex Fells Boro.	1	76,495.00	716,580.06			572,140.00	50.00	40,000.00	793,475.06	612,190.00
	Fairfield Twp.	1	51,746.00	499,673.59			237,984.50	137,958.22	83,400.00	551,419.59	459,342.72
	Fairfield Twp.	2	56,115.46	1,589,618.23			711,200.00	546,731.08	35,000.00	1,645,733.69	1,292,931.08
	Fairfield Twp.	5					727.14				727.14
	Glen Ridge Boro.	1	30,000.00	255,981.67			229,000.00		49,000.00	285,981.67	278,000.00
E	Livingston Twp.	1	240,000.00	722,850.70			716,533.62	47,037.50	240,883.96	962,850.70	1,004,455.08
S	Livingston Twp.	5	21,043.36	154,490.50			128,000.00		30,000.00	175,533.86	158,000.00
S	Maplewood Twp.	5	58,302.00	201,481.60			161,207.20	65,862.00	29,110.74	259,783.60	256,179.94
E	Montclair Town	1	118,286.65	1,592,715.35			1,393,784.65	34,062.07		1,711,002.00	1,427,846.72
X	Newark City	1		17,025,200.25			14,045,289.79	1,340,885.12	750,000.00	17,025,200.25	16,136,174.91
	N. Caldwell Boro.	1	3,500.00	291,189.84			255,706.42	27,268.36	5,000.00	294,689.84	287,974.78
	N. Caldwell Boro.	5					6,705.89	9,300.00	1,864.00		17,869.85
	Nutley Town	1	51,750.00	860,538.34			834,150.00	34,500.00	10,100.00	912,688.34	878,750.00
	Orange City	1	45,000.00	1,096,860.20			1,009,057.71	158,645.70		1,141,860.20	1,167,703.41
	Roseland Boro.	1		312,717.67	5,120.83		266,095.00	51,743.50		317,838.50	317,838.50
	Roseland Boro.	2		98,168.27	105,473.89		171,685.00	31,957.16		203,642.16	203,642.16
	S. Orange Vill. Twp.	1	208,000.00	926,174.68			798,334.00	51,842.50	15,000.00	1,134,174.68	865,176.50
	Verona Boro.	1	57,000.00	682,638.03		120,000.00	401,676.00	107,500.00	15,000.00	779,638.03	644,176.00
	Verona Boro.	5	5,968.18	145,504.73			89,865.29	52,175.50	6,700.00	151,472.91	148,240.79
	W. Caldwell Boro.	1	24,000.00	613,714.64			515,408.90	47,654.38	15,000.00	637,714.64	578,063.28
	W. Caldwell Boro.	2	55,000.00	206,238.19			160,803.12	52,047.16	10,000.00	261,238.19	222,850.28
	West Orange Town	5		82,437.50	26,302.50		63,580.00	44,760.00		108,740.00	108,740.00
	Clayton Boro.	1	700.00	155,220.96	12,583.78		109,849.78	88,375.79		168,504.74	198,225.57
	Deptford Twp.	2	4,100.00	18,627.48			25,113.60			22,727.48	25,113.60
	East Greenwich Twp.	1		120,710.90	25,912.84		79,823.74		66,800.00	146,623.74	146,623.74
	Glassboro Boro.	5	319,218.23	1,160,725.26			1,225,800.00	95,334.90	40,000.00	1,479,943.49	1,361,134.90
	Greenwich Twp.	1		113,994.89	4,972.11		88,467.00	17,000.00	13,500.00	118,967.00	118,967.00
G	Harrison Twp.	2		123,581.10			69,757.36	35,400.00	10,000.00	123,581.10	115,157.36
L	National Pk. Boro.	1	13,608.00	70,691.59			65,150.00	7,038.00	15,000.00	84,299.59	87,188.00
O	Newfield Boro.	1	18,000.00	85,861.50			65,900.00	36,125.95	2,000.00	103,861.50	104,025.95
U	Paulsboro Boro.	5	86,960.12	450,775.68			411,302.00	5,071.87	66,000.00	537,735.80	482,373.87
S	Pitman Boro.	5	123,894.00	617,283.65			599,098.00	75,292.50	62,500.00	741,177.65	736,890.50
T	Swedesboro Boro.	5	21,478.00	210,757.04			184,550.00	21,805.71	7,500.00	232,235.04	213,855.71
E	Wenonah Boro.	1	42,043.67	47,504.88			42,129.09		33,793.17	89,548.55	75,922.26
R	Wenonah Boro.	2	45,374.26	98,207.30			73,047.26	12,327.00	1,000.00	143,581.56	86,374.26
	West Deptford Twp.	5	207,250.00	1,407,301.24			974,874.45	367,675.55	75,000.00	1,614,551.24	1,417,550.00
	Westville Boro.	1	21,000.00	334,486.72			237,385.91	39,225.09	42,810.00	355,486.72	319,421.00
	Woodbury City	5	102,000.00	1,089,671.21			1,045,526.01	12,054.79	10,100.00	1,191,671.21	1,067,680.80
	Woodbury Heights Boro.	1	12,123.62	97,967.80			80,880.12	29,213.50		110,091.42	110,093.62
	Woodbury Heights Boro.	2	61,970.69	158,209.08			165,570.69		10,000.00	220,179.77	175,570.69

TABLE 12: FINANCES OF MUNICIPALLY OPERATED UTILITIES - CONTINUED

			SURPLUS ANTICIPATED	OPERATING INCOME	FROM PROPERTY TAXES	SURPLUS TO MUNICIPALITY	OPERATING COSTS	DEBT SERVICE	CAPITAL IMPROVEMENTS	TOTAL REVENUE	TOTAL EXPENDITURES
HUDSON	Bayonne City	S	329,000.00	2,986,500.41			2,696,623.57	220,979.81		3,315,500.41	2,917,603.38
	East Newark Boro.	1		30,440.39	7,154.00		39,860.00			37,594.39	39,860.00
	Harrison Town	1		733,985.72			663,000.00			733,985.72	663,000.00
	Hoboken City	1	567,635.65	2,753,408.96		40,000.00	2,928,137.29	155,093.74	25,000.00	3,321,044.61	3,148,231.03
	Hoboken City	2	192,544.92	1,259,580.43			844,569.25	491,019.75	35,000.00	1,452,525.35	1,370,589.00
	Jersey City City	1	1,821,968.00	11,558,219.36			7,004,339.76			13,380,187.36	7,004,339.76
	Kearny Town	1		1,506,724.99	768,230.22		2,173,200.06	126,553.26		2,274,955.21	2,299,753.32
	N. Bergen Twp.	9	9,766.06	191,614.34			117,178.00	52,675.15	10,000.00	201,382.40	174,853.15
	Secaucus Town	9		229,367.98			221,168.00			229,367.98	221,168.00
	W. New York Town	5		38,963.25			35,656.36			38,963.25	35,656.36
HUNTERDON	Bloomsbury Boro.	1		22,323.39	7,099.08		27,733.40	2,354.57		29,422.47	30,087.97
	Clinton Town	1	109,000.00	320,167.80			232,815.00	52,000.00	83,159.00	429,167.80	367,974.00
	Clinton Town	2	20,580.66	449,564.04			203,880.00	90,250.66	35,450.00	470,544.70	329,580.66
	Flemington Boro.	1	67,558.00	171,904.82			124,650.00	66,708.00	24,700.00	239,462.82	215,558.00
	Frenchtown Boro.	2	2,000.00	82,326.93			39,200.00	34,502.10	10,000.00	84,326.93	83,702.10
	Glen Gardner Boro.	1		17,193.38			12,806.02	1,988.00	100.00	17,193.38	14,894.02
	*Glen Gardner Boro.	U	5,407.25	16,092.75			21,000.00		500.00	21,500.00	21,500.00
	Hampton Boro.	1		72,472.19			35,790.49	44,708.00		72,472.19	80,498.49
	High Bridge Boro.	1	15,000.00	104,808.50		15,000.00	71,971.61	7,755.45	16,250.00	119,808.50	110,977.06
	High Bridge Boro.	2	77,091.85	176,632.40		35,000.00	151,725.11	45,880.00	8,296.00	253,724.25	240,901.11
	Holland Twp.	2	2,001.74	79,106.54			53,998.75	34,906.45		81,108.28	88,905.20
	Milford Boro.	1	12,450.00	36,204.45			47,655.66		5,000.00	48,654.45	52,955.66
	Milford Boro.	2	44,966.37	110,346.79			109,724.48	58,598.90		155,253.16	168,323.38
	Stockton Boro.	1		19,323.84			16,455.78		5,770.00	19,323.84	22,225.78
	Stockton Boro.	2	10,000.00	43,903.63			31,225.00	15,000.00		53,903.63	46,225.00
MERCER	Hamilton Twp.	2	600,000.00	3,009,420.50			2,431,627.71	539,286.14	237,400.00	3,609,420.50	3,208,313.85
	Hightstown Boro.	5	114,400.00	409,236.85			326,500.00	76,169.66	135,000.00	523,636.85	537,669.66
	Hopewell Boro.	1	7,470.00	76,499.36			50,742.12		22,227.88	83,966.36	72,970.00
	Pennington Boro.	1	10,000.00	93,631.13			58,793.39	32,220.00		103,631.13	91,013.39
	Trenton City	1		6,850,147.07			4,972,676.48	1,638,176.82	125,839.00	6,850,147.07	6,740,692.30
	Trenton City	2		3,897,439.39		243,059.00	1,612,348.27	1,135,870.51	26,560.00	3,897,439.39	3,021,837.78
	Trenton City	8		502,641.99		204,975.00	161,636.21	96,221.39	400.00	502,641.99	463,132.60
	Cranbury Twp.	1	18,667.50	78,215.06			66,150.00	13,675.00	7,000.00	96,882.56	86,825.00
	E. Brunswick Twp.	1	100,000.00	1,879,327.58			1,203,718.00	629,737.00	40,000.00	1,979,327.58	1,873,455.00
	E. Brunswick Twp.	8	120,000.00	323,009.50			98,500.00	313,923.00	26,407.00	443,009.50	438,830.00
	E. Brunswick Twp.	9	33,106.00	55,968.32			85,116.00			89,074.32	85,116.00
MIDDLESEX	Edison Twp.	1		1,519,308.02	294,200.00		2,135,384.67	79,291.26	54,000.00	1,813,508.02	2,278,675.93
	Helmetta Boro.	1		36,580.49	5,499.76		42,183.06			42,080.25	42,183.06
	Highland Pk. Boro.	5	127,500.00	672,830.91			814,435.49			800,330.91	814,435.49
	Metuchen Boro.	9	46,408.00	145,026.59			111,757.00	29,951.00	30,000.00	191,434.59	171,708.00
	Middlesex Boro.	6	2,977.12	93,379.61			69,700.00	17,077.12		96,356.73	86,777.12
	Milltown Boro.	1	742.31	237,075.37			190,264.00	40,143.00	5,000.00	237,817.68	235,407.00
	Milltown Boro.	7	119,498.54	2,611,077.08		324,000.00	2,000,050.00	124,400.00	47,974.88	2,729,575.62	2,496,424.88
	New Brunswick City	1		2,147,542.44			2,047,027.64	234,888.84	85,000.00	2,147,542.44	2,366,916.48
	North Brunswick Twp.	1	32,800.00	1,054,679.53			760,100.00	176,846.20		1,087,479.53	936,946.20
	North Brunswick Twp.	2	45,000.00	691,600.31			734,232.23			736,600.31	734,232.23
	Perth Amboy City	1		1,737,475.95			1,528,422.12	253,361.74		1,737,475.95	1,781,783.86
	Perth Amboy City	2		589,650.62			477,593.35	93,641.86		589,650.62	571,235.21
	Piscataway Twp.	2	359,511.00	1,451,699.40			1,017,525.00	616,730.81		1,811,210.40	1,634,255.81

*Sanitation Utility

TABLE 12: FINANCES OF MUNICIPALLY OPERATED UTILITIES - CONTINUED

			SURPLUS ANTICIPATED	OPERATING INCOME	FROM PROPERTY TAXES	SURPLUS TO MUNICIPALITY	OPERATING COSTS	DEBT SERVICE	CAPITAL IMPROVEMENTS	TOTAL REVENUE	TOTAL EXPENDITURES
	Sayreville Boro.	1		1,061,939.00	305,007.25		595,500.00	310,346.25	147,000.00	1,366,946.25	1,446,846.25
	S. Amboy City	1		279,503.05	95,702.61		353,388.54	11,917.12	10,000.00	375,205.66	375,305.66
M	S. Brunswick Twp.	5	431,034.00	3,591,187.60			1,939,795.00	957,308.23	96,250.00	4,022,221.60	2,993,353.23
I	S. Plainfield Boro.	2	154,000.00	520,049.24			531,069.00	419,620.88		1,074,049.24	950,689.88
D	South River Boro.	1		723,335.76			326,559.00	130,182.82	75,000.00	723,335.76	531,741.82
D	South River Boro.	2	55,641.88	8,318.78			57,924.00	5,536.66	500.00	63,960.66	63,960.66
	South River Boro.	7		2,918,620.61			2,739,525.00	30,917.51		2,919,620.61	2,770,442.51
	Spotswood Boro.	5		611,096.01			368,117.98	177,747.00	5,867.00	611,096.01	551,731.98
	Woodbridge Twp.	1		1,000.00	24,184.00		26,049.00			25,084.00	26,049.00
	Woodbridge Twp.	5	12,500.00	72,439.22			58,900.00	24,375.00		84,939.22	83,275.00
	Allenhurst Boro.	5	5,675.71	100,242.45			80,275.71	14,532.38	10,000.00	105,918.16	104,808.09
	Allentown Boro.	1	43,700.00	113,330.46			90,777.63	47,722.37	17,700.00	157,030.46	144,200.00
	Allentown Boro.	2	7,452.11	112,296.11			68,141.00	47,724.70	4,700.00	119,748.22	120,565.70
	Asbury Park City	1		3,603.50				3,603.50		3,603.50	3,603.50
	Asbury Park City	4		1,013,646.75			587,139.04			1,013,646.75	987,139.04
	Atlantic Highlands Boro.	5	10,000.00	389,091.51			297,541.04	54,414.79	28,415.79	399,091.51	380,771.60
	Atlantic Highlands Boro.	6	1,034,027.17				637,694.55	61,278.60	15,305.45	1,034,027.17	717,478.65
	Avon-By-The-Sea Boro.	5		344,575.00			253,933.11	24,436.87	1,000.00	344,575.00	279,369.98
	Belmar Boro.	5	128,758.48	725,318.16			687,274.51	78,232.48	42,223.40	854,076.64	807,732.48
	Bradley Beach Boro.	2	4,156.95	206,080.65			199,765.87	14,621.10		210,237.52	214,386.97
	Brielle Boro.	5		424,660.42			266,202.20	155,603.87	4,800.00	424,660.42	424,606.07
	Englishtown Boro.	1	15,380.04	34,961.42			33,762.54	15,917.50	2,000.00	50,341.46	51,680.04
	Englishtown Boro.	2	8,723.95	115,106.86			89,795.00	35,175.93		124,970.71	124,970.93
	Farmingdale Boro.	1		82,362.46			72,214.88	18,320.84	2,000.00	82,362.46	92,535.72
M	Freehold Boro.	5	64,400.00	532,922.49			870,572.00	125,502.00	13,000.00	597,322.49	1,009,474.00
O	Freehold Twp.	1	120,000.00	835,444.28			379,500.00	414,607.17	105,802.83	955,444.28	900,000.00
N	Highlands Boro.	5		280,075.06			282,556.24	22,766.13	5,140.76	280,075.06	310,466.13
M	Holmdel Twp.	2	40,000.00	244,425.59			182,590.50	100,900.50		284,425.59	292,500.00
O	Holmdel Twp.	9	21,870.00	199,347.87			121,515.00	78,955.00		221,217.87	200,870.00
U	Howell Twp.	2		40,624.53			42,235.29			40,624.53	42,235.29
T	Keansburg Boro.	5		99,932.60			4,000.00	87,238.94		99,932.60	91,238.94
H	Keyport Boro.	1	28,823.56	326,044.69			243,468.06	73,805.50	7,000.00	352,868.25	324,273.56
	Manalapan Twp.	1	5,275.00	27,255.62			27,475.00		1,500.00	32,530.62	28,975.00
	Manasquan Boro.	4	58,392.75	607,657.50			556,391.75		15,000.00	706,050.25	611,391.75
	Manasquan Boro.	5	94,810.00	375,669.16			421,699.12			470,479.16	421,699.12
	Marlboro Twp.	5	49,756.25	162,105.14			105,800.00	74,956.25	30,000.00	211,861.39	210,756.25
	Matawan Boro.	5	65,500.00	846,829.95			749,094.02	148,104.46	5,000.00	912,329.95	902,298.48
	Aberdeen Twp.	1		569,226.79			321,550.00	276,795.92		560,226.79	598,345.92
	*Neptune Twp.	2	109,964.70	415,594.04			341,600.00	203,705.94		525,558.74	545,305.94
	**Neptune Twp.	2	22,000.00	292,642.98			353,300.00			314,642.98	353,300.00
	Neptune City Boro.	2		293,382.56			271,544.36		5,735.64	293,382.56	277,280.00
	Tinton Falls Boro.	2	60,000.00	445,728.47			220,227.71	244,772.29	20,000.00	505,728.47	485,000.00
	Ocean Twp.	5		122,322.68	81,530.24		139,701.51	119,709.28	200.00	203,961.96	259,610.79
	Hazlet Twp.	5	14,000.00	178,559.19			105,019.00	67,042.00		192,559.10	172,061.00
	Red Bank Boro.	5	49,000.00	1,017,755.59			851,487.00	137,074.17		1,065,755.50	988,561.17
	Roosevelt Boro.	5		102,406.38			79,900.00		10,000.00	102,406.38	89,900.00
	Sea Girt Boro.	5	10,470.67	217,817.14			162,800.00	32,719.67	4,900.00	228,287.81	200,408.67
	South Belmar Boro.	5	137.76	171,437.76			171,537.48			171,575.52	171,537.48
	Spring Lake Boro.	5	123,000.00	362,730.92			444,550.04	11,759.50	11,000.00	485,730.92	467,309.54
	Spring Lake Hgts. Boro.	5	28,275.95	404,405.01			303,320.00	107,990.00	30,000.00	432,680.96	441,310.00
	Union Beach Boro.	1	19,000.00	193,897.04			192,431.81	48,303.91		211,897.04	240,835.72
	Wall Twp.	5		1,467,516.74			536,160.00	354,411.80	32,000.00	1,467,516.74	922,571.80

*Western Sewer
**Mid-Town Sewer

TABLE 12: FINANCES OF MUNICIPALLY OPERATED UTILITIES - CONTINUED

			SURPLUS ANTICIPATED	OPERATING INCOME	FROM PROPERTY TAXES	SURPLUS TO MUNICIPALITY	OPERATING COSTS	DEBT SERVICE	CAPITAL IMPROVEMENTS	TOTAL REVENUE	TOTAL EXPENDITURES
	Boonton Town	1	55,629.03	474,988.27			418,070.00	138,167.32		530,617.25	556,237.32
	Butler Boro.	1		777,878.99			527,995.00	130,289.50	25,000.00	777,878.99	683,284.50
	Butler Boro.	7		6,609,511.85			6,699,865.70	64,043.33	5,659.97	6,609,511.85	6,769,569.00
	Chatham Boro.	1	43,421.13	217,923.03			162,218.00	5,703.13	65,000.00	261,344.16	232,921.13
	Chatham Twp.	6	22,663.34	138,270.00			104,445.44	33,508.34	10,709.56	160,933.34	148,663.34
	Denville Twp.	1	4,719.45	625,023.30			427,689.45	87,571.46	75,100.00	629,742.75	590,360.91
	Denville Twp.	7	47,360.00	321,244.95			233,816.00	98,530.19	31,300.00	368,610.95	363,646.19
	Dover Town	1	57,029.00	776,660.19			507,273.97	175,710.00	25,400.00	833,689.19	708,383.97
	Dover Town	8		73,510.49	38,685.93		68,158.42	28,038.00	16,000.00	112,196.42	112,196.42
	East Hanover Twp.	1		247,372.94	79,176.91		143,364.77	164,395.08	30,000.00	326,549.85	337,759.85
	Florham Pk. Boro.	1	25,121.63	320,242.43			217,786.00	55,782.50	7,400.00	345,364.06	280,968.50
	Florham Pk. Boro.	6	20,225.00	61,416.37			51,579.67	16,042.00	10,000.00	81,641.37	77,621.67
	Hanover Twp.	6	13,200.00	93,141.66			69,950.00		25,000.00	106,341.66	94,950.00
	Harding Twp.	7		7,894.00			7,050.00			7,894.00	7,050.00
	Jefferson Twp.	1		84,636.21			95,591.50	32,117.50	20,000.00	84,636.21	147,709.00
	Kinnelon Boro.	1		27,986.58			17,059.00		4,000.00	27,986.58	21,059.00
	Kinnelon Boro.	7		4,767.26			3,800.00			4,767.26	3,800.00
M	Lincoln Park Boro.	1	40,000.00	240,857.77			159,094.00	80,716.66		280,857.77	239,800.66
O	Madison Boro.	1		465,206.76		18,200.00	346,718.47	77,484.29	5,000.00	465,206.76	447,402.76
R	Madison Boro.	7		5,322,776.66		559,600.02	4,693,374.51	202,749.83	22,500.00	5,322,776.66	5,477,624.36
R	Mendham Boro.	1	30,100.00	170,213.53			156,100.00	38,925.93	6,000.00	200,313.53	201,025.93
I	Mendham Boro.	7	56,000.00	245,757.76			160,854.67	91,593.57	5,500.00	301,757.76	257,948.19
S	Mine Hill Twp.	1		45,269.66	45,272.67		57,143.66	35,600.00		90,542.33	92,743.66
	Morris Twp.	7	55,734.25	1,233,059.60			636,160.00	569,686.32	41,750.00	1,288,793.85	1,247,596.32
	Morris Twp.	8		18,887.54			11,800.00		2,000.00	18,887.54	13,800.00
	Morris Twp.	6		152,492.39	31,423.94		138,641.60	86,703.66		223,916.33	225,345.26
	Morris Plains Boro.	6	5,657.93	40,475.50			37,004.43	8,553.50		46,133.43	45,557.93
	Morristown Town	7		3,096,919.16	257,892.00		3,437,432.00	347,515.00		3,354,811.16	3,784,947.00
	Mountain Lakes Boro.	1		157,285.88			139,211.73	15,476.66	2,000.00	157,285.88	155,688.39
	Mountain Lakes Boro.	7		66,360.26	12,613.56		81,363.56			78,973.82	81,363.56
	Mount Olive Twp.	6		440,256.45	174,243.54		366,453.56	248,046.47		614,500.03	614,500.03
	Netcong Boro.	1	46,421.00	73,394.40			81,221.00		22,000.00	119,815.40	103,221.00
	Netcong Boro.	7	36,751.58	258,038.39			152,530.00	64,821.58	12,000.00	294,789.97	229,751.58
	Parsippany-Troy Hills Twp.	1		2,220,219.72			1,487,752.61	543,024.82	138,050.00	2,220,219.72	2,168,827.43
	Parsippany-Troy Hills Twp.	7		4,639,195.38	385,195.23		2,662,577.66	2,665,650.00	114,300.00	5,024,390.61	5,442,527.66
	*Parsippany-Troy Hills Twp.	0	54,000.00	844,176.67			1,039,043.80		58,145.05	898,176.67	1,097,188.85
	Pequannock Twp.	1		327,636.73			215,437.93		49,350.00	327,636.73	264,787.93
	Pequannock Twp.	7		309,955.64			193,552.00	23,448.75	101,900.00	309,955.64	318,900.75
	Riverdale Boro.	1	4,597.84	95,518.63			55,440.00	28,857.59	7,700.00	100,116.51	96,997.59
	Rockaway Boro.	1	74,285.81	260,146.61			219,548.31	17,387.50	15,850.00	334,432.42	253,185.81
	Rockaway Twp.	1		363,455.57	42,710.76		375,421.85	109,870.89	150,000.00	406,206.73	635,292.74
	Roxbury Twp.	1		235,235.87	98,440.21		138,599.00	188,077.08	7,000.00	333,676.08	333,676.08
	Roxbury Twp.	7		633,562.74	133,773.51		400,108.26	367,627.49		767,735.75	767,735.75
	Wharton Boro.	1	16,000.00	160,485.65			133,100.00	50,400.00		176,485.65	183,500.00
O	Barnegat Light Boro.	6	66,000.00	245,183.62			144,000.00	75,171.51	30,000.00	311,183.62	249,171.51
C	Beach Haven Boro.	1	64,056.25	185,354.84			154,100.00	16,956.25	30,000.00	249,411.09	201,056.25
E	Beachwood Boro.	1	25,834.18	218,039.93			147,333.82	49,382.18	14,400.00	243,874.11	211,116.00
A	Brick Twp.	7	21,793.75					21,793.75		21,793.75	21,793.75
N	**Dover Twp.	0	38,000.00	332,002.27			359,711.00			370,002.27	359,711.00

*Country Club Utility
**Golf Utility

TABLE 12: FINANCES OF MUNICIPALLY OPERATED UTILITIES - CONTINUED

			SURPLUS ANTICIPATED	OPERATING INCOME	FROM PROPERTY TAXES	SURPLUS TO MUNICIPALITY	OPERATING COSTS	DEBT SERVICE	CAPITAL IMPROVEMENTS	TOTAL REVENUE	TOTAL EXPENDITURES
	Harvey Cedars Boro.	C	64,000.00	301,039.82			158,256.52	82,743.48	27,000.00	367,039.82	268,000.00
	Island Heights Boro.	C	5,200.00	99,631.37			85,603.61	8,851.33	4,743.03	105,431.37	99,197.97
	Jackson Twp.	1		24,150.00			22,510.00			24,150.00	22,510.00
	Lakehurst Boro.	C		208,400.42			112,957.70	57,287.71	18,311.63	208,400.42	188,557.13
	Lavallette Boro.	C	132,400.00	507,038.62			168,500.00	233,609.22	230,500.00	639,438.62	633,009.22
	Lavallette Boro.	2	89,600.00	706,631.26			809,500.00		10,000.00	796,231.26	819,500.00
	Long Beach Twp.	1		161,251.35			144,031.85	14,252.33	5,850.00	161,251.35	164,134.18
	Ocean Gate Boro.	1	5,700.00	51,166.84			48,800.00		5,000.00	56,866.84	53,800.00
O	Pine Beach Boro.	1	4,500.00	54,209.47			32,477.17	15,468.75	4,554.08	58,709.47	52,500.00
C	Pt. Pleasant Boro.	1	41,000.00	455,381.12			345,500.00	109,234.00	8,000.00	496,381.12	462,734.00
E	Pt. Pleasant Boro.	2		843,995.69			596,225.00	320,425.00		843,995.69	916,650.00
A	Pt. Pleasant Beach Boro.	C	187,221.00	748,357.79			662,821.00	119,400.00	85,000.00	935,578.79	867,221.00
N	Seaside Heights Boro.	C	125,000.00	391,322.65			314,882.17	160,335.00	782.75	516,322.65	475,999.92
	Seaside Heights Boro.	2	25,000.00	1,707,256.03			1,657,655.16	63,510.84	3,434.00	1,732,256.03	1,724,600.00
	Seaside Park Boro.	C	52,100.00	354,865.74			234,350.00	20,000.00	15,000.00	406,965.74	269,350.00
	Ship Bottom Boro.	1	15,800.00	147,492.47			121,300.00		8,500.00	163,292.47	130,800.00
	Surf City Boro.	C	42,930.00	342,100.85			320,550.00	31,890.00	13,000.00	385,030.85	365,440.00
	Clifton City	1		6,080.75				6,080.75		6,080.75	6,080.75
P	Haledon Boro.	1		313,141.87			285,389.63	26,110.13	500.00	313,141.87	311,999.76
A	Hawthorne Boro.	1	215,000.00	804,482.05			709,945.00	148,480.00	62,800.00	1,019,482.05	941,225.00
S	Ringwood Boro.	1	126,200.00	383,464.47			240,609.20	118,193.08	95,647.72	509,664.47	454,450.00
S	Totowa Boro.	1		646,400.08			455,320.08	7,436.87	15,000.00	646,400.08	477,756.95
A	Totowa Boro.	C		34,351.00	6,912.37		27,037.09	15,253.79		41,263.37	42,290.88
I	Wanaque Boro.	1	5,300.00	360,357.19			209,472.50	118,000.00	4,600.00	365,657.19	332,072.50
C	Wayne Twp.	1	220,000.00	1,584,741.42			1,420,747.37	513,257.57	50,000.00	2,204,741.42	1,984,004.94
	Wayne Twp.	2		2,516,145.79			1,385,894.18	854,444.00	100,000.00	2,516,145.79	2,340,338.18
	West Paterson Boro.	1		201,022.22			156,639.10	20,703.76	5,360.50	201,022.22	182,703.76
S	Elmer Boro.	1	1,000.00	93,340.09			36,545.00	50,525.00	6,100.00	94,340.09	93,170.00
A	Oldmans Twp.	1		7,613.00	12,548.95		8,350.10	2,164.91	10,000.00	20,161.95	20,515.01
L	Pennsville Twp.	1		285,754.47	352,724.28		429,382.02	51,375.83	160,500.00	638,480.75	641,257.85
E	Salem City	C	49,500.00	509,450.68			390,476.86	83,502.75	20,238.56	558,950.68	494,218.17
M	Woodstown Boro.	1	15,028.13	103,056.58			64,650.00	25,996.87	20,000.00	118,084.71	110,646.87
	Bedminster Twp.	2	20,000.00	146,171.30			144,647.89		25,000.00	166,171.30	169,647.89
	Branchburg Twp.	2		364,424.76	270,354.68		490,354.68	135,335.84	30,000.00	634,779.44	655,690.52
S	Bridgewater Twp.	1	32,000.00							32,000.00	
O	Bridgewater Twp.	2		1,892,503.62			725,566.18	654,056.73	10,000.00	1,892,503.62	1,389,622.91
M	Bridgewater Twp.	4		169,458.95	64,684.49		213,352.92	65,000.00		234,143.44	278,352.92
E	Franklin Twp.	1	155,000.00	877,633.47			819,093.00	102,093.74	50,000.00	1,032,633.47	971,186.74
R	Green Brook Twp.	2	166,313.13	77,654.50			203,454.80	22,858.33	15,000.00	243,967.63	241,313.13
S	Manville Boro.	1	37,273.51	291,019.38			253,785.00	61,488.51	1,000.00	328,292.89	316,273.51
E	Peapack-Gladstone Boro.	1	11,285.40	124,516.15			131,584.00		6,100.00	135,801.55	137,684.00
T	Peapack-Gladstone Boro.	2		169,567.38			67,314.51	74,982.25	12,000.00	169,567.38	154,296.76
	Rocky Hill Boro.	C	4,233.47	94,259.30	13,087.41		94,857.41	23,629.40	6,500.00	111,579.18	124,986.81
	Somerville Boro.	2		602,990.00			647,355.49			602,990.00	647,355.49
S	Andover Boro.	1	2,203.81	16,837.45			20,086.21			19,041.26	20,086.21
U	Branchville Boro.	1		30,412.01	15,397.24		52,759.69		7,000.00	45,809.25	59,759.69
S	Franklin Boro.	C	23,000.00	242,072.32			191,860.68	37,685.16	-	265,072.32	229,545.84
S	Hamburg Boro.	1	21,595.00	66,900.28			56,617.22	19,257.50	10,750.00	82,495.28	86,624.72
E	Newton Town	C	88,837.00	369,338.01			266,329.00	87,508.00	45,000.00	458,175.01	398,837.00
X	Ogdensburg Boro.	1	23,856.25	78,295.10			58,200.00	22,581.25	5,000.00	102,151.35	85,781.25

TABLE 12: FINANCES OF MUNICIPALLY OPERATED UTILITIES - CONTINUED

			SURPLUS ANTICIPATED	OPERATING INCOME	FROM PROPERTY TAXES	SURPLUS TO MUNICIPALITY	OPERATING COSTS	DEBT SERVICE	CAPITAL IMPROVEMENTS	TOTAL REVENUE	TOTAL EXPENDITURES
	Sparta Twp.	1		3,240.00			2,820.00			3,240.00	2,820.00
S	Sparta Twp.	2		18,725.75			16,160.00			18,725.75	16,160.00
U	Stanhope Boro.	1	6,000.00	95,222.10			82,551.79	7,583.34	2,500.00	101,222.10	92,635.13
S	Stanhope Boro.	2		231,676.83			149,894.00	67,996.88		231,676.83	217,890.88
	Sussex Boro.	5	24,468.76	124,532.59			109,290.44	18,710.00	11,000.00	149,021.35	139,000.44
	Clark Twp.	5	11,800.00	157,591.96			75,534.77	93,448.33	416.90	169,391.96	169,400.00
	Cranford Twp.	5	10,722.00	539,920.59			352,011.50	135,970.00	15,048.00	550,642.59	503,029.50
	Elizabeth City	1	1,500,000.00	3,551,624.80		800,000.00	4,047,000.00		380,000.00	5,451,624.80	5,227,000.00
	Elizabeth City	2		3,761,014.23		250,000.00	2,438,691.00		100,000.00	3,761,014.23	2,788,691.00
U	Fanwood Boro.	2		112,086.70			111,000.00			112,086.70	111,000.00
N	Hillside Twp.	5	6,428.33	115,245.27			91,075.19	17,664.50	250.00	121,673.60	108,989.69
I	Mountainside Boro.	5	9,272.50	94,080.52			59,860.00	23,417.50	9,400.00	103,353.02	92,677.50
O	Plainfield City	2		781,599.17			855,061.00			781,099.17	855,061.00
N	Rahway City	1	230,597.77	1,457,286.56			1,232,671.47	266,649.80	149,529.00	1,687,884.33	1,648,850.27
	Roselle Park Boro.	2		282,657.41			199,838.93		3,100.00	282,657.41	202,938.93
	Springfield Twp.	5	15,000.00	175,482.17			136,900.00	34,080.00	2,000.00	190,482.17	172,980.00
	Union Twp.	2	175,000.00	1,229,122.23		515,500.00	839,500.00			1,404,122.23	1,355,000.00
	Westfield Town	5	3,000.00	204,395.01			132,200.00	67,880.00	4,620.00	209,395.01	204,700.00
	Alpha Boro.	1		60,868.13			48,000.00		6,800.00	60,868.13	54,800.00
W	Alpha Boro.	2	23,787.36	111,705.48			82,025.99	50,431.16		135,492.84	132,457.15
A	Alpha Boro.	5		37,123.80			37,160.00			37,123.80	37,160.00
R	Lopatcong Twp.	2	112,441.00	139,124.54			104,860.00	24,581.00	10,000.00	251,565.54	139,441.00
	Pohatcong Twp.	2	15,127.06	99,222.08			58,174.81	37,129.35	5,000.00	114,349.14	100,304.16
	Total 1980		22,923,222	266,531,991	5,432,219	3,842,734	218,444,405	42,936,065	9,257,240	294,887,431	274,480,446
	Total 1979		16,474,716	229,785,273	5,058,700	1,686,193	185,906,590	43,682,049	11,668,921	251,318,689	242,343,753
	Total 1978		15,990,620	200,911,317	8,805,011	1,939,895	162,193,119	44,795,980	9,540,999	225,706,949	218,469,995
	Total 1977		15,739,984	183,333,057	6,005,936	1,918,660	147,888,377	38,113,780	8,225,015	205,064,485	196,152,151
	Total 1976		15,526,515	161,952,556	9,863,615	5,067,269	132,556,484	33,703,634	8,782,494	187,342,687	180,109,882

GENERAL REVENUE SHARING UTILIZATION BY ALL LOCAL UNITS OF NEW JERSEY FOR THE YEAR 1980

Depicted below are the General Revenue Sharing budgeted receipts realized in cash, and interest earned on entitlement, by the State's counties and municipalities in 1980. Also shown are the utilization of these receipts in accordance with the "priority categories" established by the "State and Local Fiscal Assistance Act of 1972."

	COUNTIES	MUNICIPALITIES	GRAND TOTAL
BUDGETED RECEIPTS 1980	$ 51,846,589.74	$ 99,212,914.01	$ 151,059,503.75
INTEREST EARNED ON ABOVE	2,638,533.52	1,887,541.57	4,526,075.09
TOTAL RECEIPTS 1980	$ 54,485,123.26	$ 101,100,455.58	$ 155,585,578.84
BUDGETED EXPENDITURES			
Operations and Maintenance			
A. Public Safety	$ 5,134,980.08	$ 68,738,630.39	$ 73,873,610.47
B. Environmental Protection	-0-	14,695,154.66	14,695,154.66
C. Public Transportation	4,078,054.72	7,020,643.99	11,098,698.71
D. Health	31,714,576.15	364,833.03	31,779,409.18
E. Recreation	2,312,631.85	683,534.59	2,996,166.44
F. Libraries	-0-	1,067,187.03	1,067,187.03
G. Social Services for Aged/Poor	574,974.59	388,476.37	963,450.96
H. Financial Administration	1,169,340.01	3,421,299.66	4,590,639.67
Total Operations and Maintenance	$ 44,684,557.40	$ 96,379,759.72	$ 141,064,317.12
Capital Expenditures			
Road Projects	$ 1,754,318.00	$ 1,344,474.84	$ 3,098,792.84
Equipment Purchases	2,160,801.00	610,564.64	2,771,365.64
Construction and Reconstruction Buildings	3,118,480.57	1,609,845.94	4,728,326.51
Other Capital Improvements	2,048,580.76	438,973.90	2,487,554.66
Capital Improvement Fund	718,385.53	716,836.54	1,435,222.07
Total Capital Expenditures	$ 9,800,565.86	$ 4,720,695.86	$ 14,521,261.72
TOTAL EXPENDITURES	$ 54,485,123.26	$ 101,100,455.58	$ 155,585,578.84

STATUTORY FORMS OF GOVERNMENT OF LOCAL UNITS OF NEW JERSEY

On each municipal page, under the name of the local unit, there appears the statutory form of government. An explanation of the various forms presently in operation are as follows:

Borough - an elected council usually consisting of six members with both administrative and policy making powers and an elected mayor with limited authority for administration.

Commission - (commonly referred to as the Walsh Act) is comprised of an elected governing body of three or five members (determined by population class). This body has both legislative and administrative authority.

Township Committee - an elected governing body usually consisting of three or five members with legislative and administrative authority.

Town Council - structurally similar to the borough form with a separately elected mayor and council deviating in size according to the number of wards.

Village - an elected body of five trustees with both legislative and administrative authority. (There are only (3) villages in the State at present.)

Mayor-Council - includes referendum charter forms authorized between 1897 and 1908 and special charters approved by the Legislature. Its constituency varies in size.

Council Manager Act of 1923 - an elected body of five, seven, or nine members which appoints its mayor and other officers. It appoints a municipal manager who is given authority to administer the local unit.

OPTIONAL MUNICIPAL CHARTER LAW OF 1950

Council-Manager - an elected policy-making council of five, seven or nine members (at discretion of voters) which appoints its mayor, a municipal clerk and a municipal manager who has authority and responsibility for overall municipal administration. This form differs from the 1923 form in the greater degree of discretion in both council representation and administrative organization.

Mayor-Council - an elected policy-making body of five, seven or nine members (voter's option) and a separately elected mayor with authority and responsibility for overall administration including the appointment of a business administrator to direct the department of administration required under this plan.

Small Municipality - an elected policy-making body of three, five or seven members including a mayor elected by the voters or the council who has authority for overall administration of the unit. This form of government is limited to units with less than 12,000 persons.

OPTIONAL COUNTY CHARTER LAW OF 1972

County Executive Plan - an elected board of chosen freeholders of five, seven or nine members and an elected county executive who is authorized to supervise, direct and control all county administrative departments.

County Manager Plan - an elected board of chosen freeholders of five, seven or nine members and an appointed county manager who is authorized to supervise, direct and control all county administrative departments.

County Supervisor Plan - an elected board of chosen freeholders of five, seven or nine members and an elected county supervisor. The legislative power is vested in the board of chosen freeholders; the executive power is exercised by the county supervisor.

County Board President Plan - an elected board of chosen freeholders of five, seven or nine members who elect a board president who presides at board meetings and oversees the work of the appointed administrator.

TABLE 13

COUNTY LOCAL HEALTH SERVICES TAX (R.S. 26:3A2-19)

These property taxes are levied in each municipality which provides local health services through agreement with the county Health Department, pursuant to the Local Health Services Act of 1975 and comprise the annual operating budget of the County Health Department.

COUNTY VOCATIONAL SCHOOL TAX (R.S. 18A:54-16.5)

These property taxes are levied pursuant to Chapter 30, Laws of 1977 for support of the County Vocational School only in third class counties with population between 70,000 and 120,000.

COUNTY LOCAL HEALTH SERVICES TAX

ATLANTIC COUNTY

Absecon City	$ 34,364.78
Brigantine City	97,784.65
Buenna Boro.	15,433.96
Buena Vista Twp.	28,457.12
Corbin City	1,438.40
Egg Harbor City	14,295.24
Egg Harbor Twp.	100,296.99
Estelle Manor City	6,546.88
Folsom Boro.	9,651.49
Galloway Twp.	63,002.96
Hamilton Twp.	60,012.26
Hammonton Town	51,300.93
Linwood City	40,618.29
Longport Boro.	38,540.54
Margate City	115,185.93
Mullica Twp.	24,926.12
Northfield City	46,530.51
Pleasantville City	42,835.95
Port Republic City	5,262.67
Somers Point City	53,176.85
Ventnor City	96,383.02
Weymouth Twp.	5,214.46
ATLANTIC COUNTY TOTAL	$951,260.00

CAMDEN COUNTY

Audubon Boro.	$ 41,982.28
Audubon Park Boro.	1,316.31
Barrington Boro.	35,302.26
Bellmawr Boro.	55,955.35
Berlin Boro.	32,490.20
Berlin Twp.	21,914.35
Brooklawn Boro.	9,078.10
Camden City	166,643.02
Chesilhurst Boro.	4,902.56
Clementon Boro.	19,851.12
Collingswood Boro.	59,458.00
Gibbsboro Boro.	11,648.99
Gloucester City	47,965.58
Gloucester Twp.	$ 179,847.53
Haddon Twp.	75,130.77
Haddonfield Boro.	89,885.13
Haddon Heights Boro.	39,865.51
Hi-Nella Boro.	2,847.86
Laurel Springs Boro.	9,937.49
Lawnside Boro.	14,436.57
Lindenwold Boro.	57,909.96
Magnolia Boro.	18,875.35
Merchantville Boro.	18,520.01
Mt. Ephraim Boro.	2,850.29
Oaklyn Boro.	18,463.62
Pennsauken Twp.	200,217.82
Pine Hill Boro.	26,512.39
Pine Valley Boro.	508.34
Runnemede Boro.	35,098.26
Somerdale Boro.	22,514.83
Stratford Boro.	33,282.71
Tavistock Boro.	319.04
Voorhees Twp.	87,064.37
Waterford Twp.	38,208.27
Winslow Twp.	85,112.57
Woodlynne Boro.	6,885.59
CAMDEN COUNTY TOTAL	$1,590,802.40

CUMBERLAND COUNTY

Bridgeton City	$ 74,838.64
Commercial Twp.	17,152.77
Deerfield Twp.	15,100.66
Downe Twp.	10,885.48
Fairfield Twp.	20,759.77
Greenwich Twp.	7,738.49
Hopewell Twp.	26,758.28
Lawrence Twp.	13,179.99
Maurice River Twp.	21,274.50
Millville City	141,174.69
Shiloh Boro.	2,191.83
Stow Creek Twp.	8,427.03
Upper Deerfield Twp.	51,241.87
CUMBERLAND COUNTY TOTAL	$410,724.00

MONMOUTH COUNTY

Allentown Boro.	$ 3,197.77
Atlantic Highlands Boro.	10,456.78
Avon-By-The-Sea Boro.	6,909.42
Belmar Boro.	14,842.86
Englishtown Boro.	1,755.83
Farmingdale Boro.	2,519.88
Manasquan Boro.	17,455.76
Marlboro Twp.	38,381.50
Neptune City Boro.	8,685.38
Roosevelt Boro.	1,513.03
South Belmar Boro.	3,263.95
Wall Twp.	49,485.84
MONMOUTH COUNTY TOTAL	$ 158,468.00

OCEAN COUNTY

Barnegat Twp.	$ 33,213.25
Barnegat Light Boro.	18,457.62
Bay Head Boro.	21,600.85
Beach Haven Boro.	33,523.90
Beachwood Boro.	24,979.32
Berkeley Twp.	122,059.98
Brick Twp.	253,326.82
Dover Twp.	368,992.06
Eagleswood Twp.	5,955.51
Harvey Cedars Boro.	20,418.45
Island Heights Boro.	7,759.61
Jackson Twp.	95,115.64
Lacey Twp.	93,855.93
Lakehurst Boro.	5,899.79
Lakewood Twp.	137,856.75
Lavallette Boro.	38,479.67
Little Egg Harbor Twp.	50,981.99
Long Beach Twp.	126,585.16
Manchester Twp.	117,151.07
Mantoloking Boro.	16,929.72
Ocean Twp.	26,294.27
Ocean Gate Boro.	6,952.94
Pine Beach Boro.	8,680.10

COUNTY LOCAL HEALTH SERVICES TAX (con't)

Plumstead Twp.	$ 14,847.75
Pt. Pleasant Boro.	81,886.06
Pt. Pleasant Beach Boro.	42,441.06
Seaside Heights Boro.	27,892.39
Seaside Park Boro.	26,580.24
Ship Bottom Boro.	25,265.86
S. Toms River Boro.	9,956.13
Stafford Twp.	74,261.67
Surf City Boro.	31,994.55
Tuckerton Boro.	11,176.89
OCEAN COUNTY TOTAL	$1,981,373.00

COUNTY VOCATIONAL SCHOOL TAX

HUDSON COUNTY VOCATIONAL SCHOOL TAXES

East Newark Boro.	$ 22,341.51
Guttenberg Town	71,891.22
Harrison Town	184,407.35
Hoboken City	215,600.60
Jersey City, City	1,246,180.11
Kearny Town	583,587.18
North Bergen Twp.	593,298.45
Secaucus Town	487,919.61
Union City	306,908.45
Weehawken Twp.	130,168.13
West New York Town	234,790.39
HUDSON COUNTY TOTAL	$4,077,093.00

SUSSEX COUNTY VOCATIONAL SCHOOL TAXES

Andover Boro.	$ 14,064.39
Andover Twp.	106,275.78
Branchville Boro.	22,452.99
Byram Twp.	157,850.79
Frankford Twp.	104,780.12
Franklin Boro.	73,712.60
Fredon Twp.	54,777.55
Green Twp.	47,617.77
Hamburg Boro.	37,155.28
Hampton Twp.	91,267.33
Hardyston Twp.	108,488.28
Hopatcong Boro.	295,042.91
Lafayette Twp.	39,581.68
Montague Twp.	66,836.33
Newton Town	123,338.11
Ogdensburg Boro.	54,200.34
Sandyston Twp.	44,726.17
Sparta Twp.	363,268.74
Stanhope Boro.	59,311.06
Stillwater Twp.	83,224.94
Sussex Boro.	32,386.04
Vernon Twp.	394,040.00
Walpack Twp.	1,887.47
Wantage Twp.	174,235.83
SUSSEX COUNTY TOTAL	$2,550,522.50

WARREN COUNTY VOCATIONAL SCHOOL TAXES

Allamuchy Twp.	$ 38,450.07
Alpha Boro.	18,062.06
Belvidere Town	25,736.53
Franklin Twp.	24,259.28
Frelinghuysen Twp.	20,009.50
Greenwich Twp.	18,562.98
Hackettstown Twp.	77,572.02
Hardwick Twp.	14,725.48
Harmony Twp.	30,304.01
Hope Twp.	19,858.33
Independence Twp.	32,667.74
Knowlton Twp.	21,748.39
Liberty Twp.	19,120.90
Lopatcong Twp.	48,354.35
Mansfield Twp.	55,603.66
Oxford Twp.	14,677.33
Pahaquarry Twp.	289.10
Phillipsburg Town	111,726.52
Pohatcong Twp.	36,801.38
Washington Boro.	52,165.63
Washington Twp.	46,911.71
White Twp.	52,603.19
WARREN COUNTY TOTAL	$780,210.16

GLOSSARY

ANNUAL BUDGET: the governing body of each local unit is required by law to adopt a budget for each calendar year. The law is N.J.S. 40A:4-1 et. seq., known as the "local budget law." Every municipality and county in New Jersey operates on a full cash basis.

ANNUAL DEBT STATEMENT: sworn statement filed by law by the chief financial officer of the local unit, attesting to the debt condition of the local unit. The law is N.J.S. 40A:2-1 et. seq., known as the "local bond law."

ASSESSED VALUATION: the proportional value of property assessed for real property taxation as determined by the local assessor whose jurisdiction extends over a municipal area. (See Net Valuation Taxable.)

ASSESSMENT OF TAXES: the process of levying property taxes proportioned to property value. The expenditure report line with this title includes expenditures incurred for supervision and maintenance of appraisal and assessment records, tax map preparation and maintenance, revaluation programs, and other activities of the local assessor and the County Board of Taxation.

AUTHORITIES: corporate public agencies created to perform specific functions within a local unit or region. Authorities have power to levy and collect service charges, incur debt, and operate autonomously.

AUTHORITY DEBT: indebtedness of an authority outstanding on the date specified.

BANK STOCK TAX: applies to all banks and banking associations, organized under the authority of New Jersey and whose principal place of business is New Jersey. This tax was a county and municipal tax prior to 1970. The rate was increased from 3/4% to 1 1/2% in 1970 on the value of common and preferred stock, and provision was made for the distribution of 1/2 the proceeds to state for general state purposes, the other half is equally divided by the county and municipality in which the bank(s) is located. Recently enacted legislation (c. 170 P.L. 1975) repeals the Bank Stock Tax Act and renders banks taxable under the Corporation Business Tax Act. Banks will be taxable upon their net income and net worth as in the case of corporations commencing in 1976. Distribution of this tax remains unchanged.

BOND ORDINANCE: an ordinance adopted by the governing body of the local unit providing for the authorization of bonded indebtedness and repayment obligations under N.J.S. 40A:2-1 et. seq., known as the "local bond law."

BOND RATINGS: the credit rating assigned to a municipality or county by two agencies recognized as experts in the field of appraisal of local government finances. It will be noted that all local units are not rated. At present, both services -- Moody's and Standard and Poor's -- when a bond issue is sold and if the local unit does not contract with either of the two rating organizations for a credit rating, the rating previously given is withdrawn.

CAPITAL DEBT: the long-term or short-term indebtedness authorized by bond ordinance for expenditures of a capital nature.

CAPITAL DEBT ISSUED AND OUTSTANDING: principal amount of all capital debt issued and unpaid on the date specified.

CAPITAL IMPROVEMENTS: the capital improvement expenditure data in this report includes: down payments on improvements (a 5% down payment is required in the "local bond law" when making an appropriation for improvement by ordinance), "Capital Improvement Fund" (which may be used to provide the necessary down payment or may be used to finance the improvement in whole or in part through an ordinance appropriation), and other capital improvement appropriations for capital projects or items of equipment such as fire engines, road scrapers, ambulances, etc.

CAPITAL OUTLAY: expenditures by ordinance or budget appropriation for the construction, purchase, or improvement of fixed assets such as buildings and equipment, parks and playgrounds, vehicular equipment, streets, roads, sidewalks, storm sewers, etc. (See list of Capital Outlay on individual pages of local units.)

CASH BASIS BUDG... a balanced budget, showing that there will be sufficient cash collected during the year to meet all debt service requirements, necessary operations of the local unit, and any mandatory payments required.

CHIEF FINANCIAL OFFICER: means the Director of Revenue and Finance, Comptroller, Treasurer, Collector or other financial officer of a municipality, or the treasurer of a county.

CORRECTIONAL AND PENAL: emergency shelters for minors accused of a crime: penitentiaries, jails, and detention houses.

COUNTY: a local unit of government governed by a Board of Chosen Freeholders. The County is responsible for welfare, education, tax assessment, elections, etc. (There are 21 counties in New Jersey.)

COUNTY EQUALIZATION RATIO: the equalization ratio used by the County Board of Taxation to calculate column 11 of the County Abstract of Ratables.

COUNTY EXTENSION SERVICES: farm and home demonstrations, 4-H Clubs, and related activities.

COUNTY TAXES: the amount paid by the municipality to the county for the municipal share of the county tax levy as apportioned by the County Board of Taxation.

CURRENT FINANCES: the current financial position of a local unit as reflected in its condensed current fund balance sheet for the fiscal year reported.

DEBT LIMITATION: the statutory debt limit in New Jersey is 3 1/2% for municipalities and 2% for counties, computed on the "equalized valuation basis."

DEBT SERVICE: the payment made by the local unit of the principal, interest and other charges on the obligations issued by it whether temporary or permanent.

DEDUCTIONS (FROM GROSS DEBT TO CALCULATE NET DEBT): the "local bond law" defines the methods for calculating the deductible portion of gross capital debt. All school debt within the statutory limit is deductible. All self-liquidating or utility debt is deductible if the utility is self-sustaining. If the utility is not self-sustaining, the operating deficit is capitalized at 5% and becomes a charge against the debt limit of the municipality. The deductions from other debt come about through funds on hand, accounts receivable, and similar specific items allowable as deductions. Also bonds authorized by another Public Body to be guaranteed by the municipality are deductible.

DEFERRED CHARGES: unbudgeted expenditures, payment of prior year's bills, deferred charges to future taxation.

DELINQUENT TAXES: all taxes unpaid at the close of the year.

DISTRICT SCHOOL TAXES: Payments to the local school district, regional school district and consolidated school district for the support of the school budget.

EFFECTIVE TAX RATE: the effective tax rate is the tax rate which would apply if the property taxed were assessed at true value. Because New Jersey defines true value as market value, and conducts a statistically designed sales ratio program in order to calculate state promulgated equalization ratios, the effective property tax rate for New Jersey municipalities is the general tax rate multiplied by the equalization ratio.

ENVIRONMENTAL INSPECTION AND CONTROL: the expenditure line in this report includes these activities: code enforcement; building inspection; plumbing inspection; electrical inspection; elevator inspection; gas inspection; air conditioning inspection; heating plant inspections; housing and rooming house inspection; air pollution control; water pollution control; and sanitary inspections of nursing homes, hotels, motels, and trailer camps.

EQUALIZATION RATIO: the ratio of assessed value to true (market) value of real property.

EQUALIZED VALUATION: the true (market) value of real property, calculated by dividing the assessed value by the equalization ratio (see also State Equalized Value).

EQUALIZED VALUATION BASIS: the average of the three (3) preceding years of the sum total of: (a) the aggregate equalized valuations of real property as certified in the Table of Equalized Valuations published by the Director of the Division of Taxation of the Department of the Treasury on October 1st of each year; and (b) the assessed valuation of Class II railroad property as set forth in the Table of Equalized Valuations referred to in (a) above.

EXPENDITURES: actual cash disbursements plus amounts reserved to meet bills incurred during the year but unpaid at the close of the calendar year.

FISCAL YEAR: the fiscal year of all New Jersey counties and municipalities is the calendar year.

GENERAL TAX RATE: the general tax rate is the rate applied to the net taxable assessed valuation of a municipality to yield the required tax levy. It is the rate shown on the County Abstract of Ratables and on the tax bill. Because of varying assessment practices, it is a rate which has no meaning in comparative tax rate studies.

GROSS DEBT: includes all bonds and notes authorized or guaranteed by a local unit or a school district, whether or not issued. Does not include tax anticipation notes, emergency notes, special emergency notes, or utility revenue notes.

HEALTH SERVICES EXCEPT ENVIRONMENTAL: the municipal expenditure line in this report includes these activities: health boards and departments; physicians; visiting nurses; morgues; vital statistics; disease control; food; drug; food handling inspections; public baths; municipal child evaluation centers; municipal deprived children care; contributions to health organizations; narcotics centers; diagnostic centers; mental health and similar activities. The county expenditure line includes those of these activities not reported as a separate activity.

HUMAN RESOURCES: the expenditure line in this report includes activities such as those for youth, aging, Senior Citizens, child care centers, anti-poverty programs, head-start programs, etc.

LAND RECLAMATION AND CONSERVATION: the municipal expenditure line in this report includes these activities: water policy and conservation; flood prevention and damage; and conservation of natural resources.

LINE ITEM: a budget line item is an appropriation or a specific anticipated revenue. A property line item is an entry on the tax rolls.

LOCAL PURPOSE TAXES: the amount of taxes assessed to support the municipal budget (i.e. to operate and maintain the municipality and provide for municipal debt service.)

LOCAL UNIT: a county or municipality.

MOODY RATING: the Moody Rating is the credit rating given by the Moody's Investors Service.

MUNICIPAL FUNCTIONS: expenditures necessary to operate the municipality and provide the services required.

MUNICIPAL PUBLIC UTILITY: an agency created to perform specific functions within a muncipal, county, or regional area. Operations are separate and distinct from the local unit, but not autonomous with respect to it. There are now eleven types of municipal utilities in New Jersey: airport, beach, water, water and sewer, sewer, harbor, electric, parking, swimming pool, golf course and sanitation.

MUNICIPALITY: a municipal corporation (there are no unincorporated territories in New Jersey). The name of a New Jersey municipality (i.e., city, town, township, borough, or village) does not indicate size, population or form of government.

NET DEBT: the amount of authorized debt remaining after statutory deductions are taken. The present law limits the amount of net debt for municipalities to 3 1/2% of equalized valuation basis for the sum of municipal and school debt. The present law limits the amount of net debt for counties to 2% of equalized valuation basis.

NET VALUATION ON WHICH COUNTY TAXES ARE APPORTIONED: this figure is taken from column 11 of the County Abstract of Ratables. It includes the County equalization of net valuation taxable, plus several statutory adjustments, plus an equivalent valuation for the business personalty taxes collected and replaced by the State.

NET VALUATION TAXABLE: the assessed valuation of real property, excluding Class II railroad property, over which property taxes are levied. Telephone and telegraph equipment are assessed locally, and are included in this figure.

OTHER JUDICIAL: court attendants and services of court reporters.

OTHER PUBLIC WORKS: the expenditure line in this report includes these activities: motor vehicle maintenance and fueling; public works equipment purchase and maintenance; general administration of public works; recreational flying fields; transportation capital expenditures; marine and harbor improvements; water system and improvements; feasibility studies; and purchase of municipal utilities.

OTHER REVENUES, REVENUE SHARING TAX EFFORT: includes realized alcohol beverage licenses, interest and costs on taxes and building permits, as well as any other miscellaneous licenses and permits reported in the budget.

PARCEL: a parcel is a piece of property entered on the tax map as one unit and carried on the tax rolls for assessment and tax collection purposes as one unit.

PER CAPITA FIGURES: computations are based upon the estimated population for the report year. Care should be taken in using these figures for comparative purposes, since all services included are not necessarily provided to the residential population for the report year. Future research is planned to find a better measurement for cost comparisons.

PLANNING, HOUSING AND DEVELOPMENT: the expenditure line in this report includes these activities: zoning; urban renewal; housing; planning; economic development; industrial commissions; physical rehabilitation; model cities programs; boards of adjustment; tidelands and meadowlands development; urban development; and community planning.

POPULATION: the 1980 U.S. Bureau of the Census counts, as reported by the State of New Jersey, Department of Labor and Industry, March 1981, (subject to change due to pending lawsuits). 1970 Census includes all amendments made to the official final April 1, 1970 Census of population conducted by the U.S. Department of Commerce, Bureau of Census.

PROPERTY ACQUIRED BY DEED OR FORECLOSURE: (often referred to as foreclosed property.) When property taxes are unpaid, the collector is required by law to sell the property for non-payment of taxes. If there is no outside purchaser, the property is acquired by the municipality and the tax title lien is vested in the municipality. After 6 months from the date of the tax title lien sale, the municipality is permitted by law to foreclose the property owner's right of redemption of the lien and, thus, acquire title to the property.

RATABLE: a ratable is a taxable parcel of real property.

RESERVE FOR UNCOLLECTED TAXES: an item in the municipal budget which is designed to insure the municipality sufficient cash with which to carry out its functions after providing in full to other governmental units -- local schools, county and special districts. This reserve becomes a tax levy added to the tax levy required to meet the budget, and represents the amount of tax monies expected to remain uncollected at the end of the year, based on the collection level of the previous year.

REVENUES: monies which were received during the calendar year. Surplus revenue may be in part offset by deferred charges and State Aid may be represented by State funds set aside as a reserve but not yet paid over.

SPECIAL DISTRICTS: independent governmental corporations created within a local municipal unit to provide definite functions and having power to tax, impose service charges and incur debt. They are autonomous, and their officials are usually elected, not appointed.

STANDARD AND POOR RATING: the Standard and Poor Rating is the credit rating given by the Standard and Poor Company.

STATE AID: revenues represent amounts received from the State under the several State Aid programs authorized by the State Legislature. These include State road aid, highway lighting, building allowances for Type I Schools and others.

STATE AND LOCAL FISCAL ASSISTANCE ACT OF 1972 (Revenue Sharing): in general, funds received by units of local government from the federal government, and may be used only for priority expenditures, maintenance and operating expenses for (1) Public safety, environmental protection, public transportation, health, recreation, libraries, social services for the poor and aged, and financial administration; (2) Ordinary and necessary capital expenditures authorized by law. These utilizations are included in the report.

STATE EQUALIZATION RATIO: the equalization ratio promulgated by the Director of the Division of Taxation on October 1st of each year.

STATE EQUALIZED PROPERTY TAX RATES: derived by multiplying the general tax rate by the ratio of assessed value to true value (see table).

STATE EQUALIZED VALUE: the item reported in this report is calculated by dividing the net valuation taxable by the State Equalization Ratio to arrive at true value.

STATE EQUALIZED VALUATION: is promulgated by the Director of Taxation and represents a uniform computation of property value by formula designed to provide equitable distribution of State Aid programs.

STATUTORY: this term is used to identify a situation established by law. For example: a statutory expenditure is one required by law.

TAX RATE: means the general tax rate applicable to all taxable property. It is derived by dividing the total tax levy by the net valuation taxable. All tax rates shown are based upon $100 valuation.

TAX TITLE LIENS: this asset is created as a result of sale by municipality for non-payment of real estate taxes, delinquent assessments, utility charges or special district taxes.

TYPE I SCHOOL DEBT SERVICE: the amount of principal and interest included in the budget of the municipal corporation for payment of debt for school structures in Type I (formerly called Chapter VI) School Districts.

VETERAN AND SENIOR CITIZEN TAXES: veterans and senior citizens receive a special property tax deduction on their tax bill in the amount of $50 for veterans and $160 for senior citizens. Taxes were formerly levied by municipalities to cover the costs of these deductions, with State reimbursement for one-half of the allowed deductions. In 1976, the State assumed this obligation in its entirety; taxes are no longer levied by municipalities for these deductions.

WEIGHTS AND MEASURES: county and local inspections of weighing and measuring equipment and related law enforcement.

RECEIVED
NOV 15 1982
TECHNICAL