

Regional Focus: Central Jersey

Data and analysis for the Edison and Trenton-Ewing labor areas

Regional Job Growth on Pace With Statewide Gain

The level of not seasonally adjusted total nonfarm employment in the five-county (Mercer, Middlesex, Monmouth, Ocean and Somerset counties) Central Region was up by 9,000 jobs or 0.7 percent in December 2014 compared to the same month a year earlier. This matched the rate of employment gains posted statewide (+0.7% or +28,600 jobs) over the same period. The region's private sector payrolls were up by 12,400 jobs or 1.2 percent since December 2013, outpacing private sector employment statewide which grew by 0.9 percent (+29,600 jobs) over the year. The contributors to the regional gain were educational and health services (+7,200 jobs), professional and business services (+3,900), trade, transportation and utilities (T/T/U, +3,600), financial activities (+1,000) and manufacturing (+300). Regional payrolls in other services (-1,200 jobs or -2.3%), information (-1,100 or 3.7%), leisure and hospitality (-700 or -0.7%) and construction (-600 jobs or 1.4%) declined during the period.

The state experienced employment growth in the T/T/U (+16,100 jobs, +1.9%), educational and health services (+14,600, +2.3%), professional and business services (+13,200, +2.1%) and construction (+1,800, +1.4%) supersectors. T/T/U advances were bolstered by gains in each of its component industries: transportation, warehousing and utilities (+5,600 jobs), wholesale trade (+5,400) and retail trade (+5,100). Educational and health services was up due to increases in both educational services (+7,100 jobs) and health care and social assistance (+7,500). Employment gain in professional and business services companies were mainly due to a rise in administrative and support services (+11,400 jobs). The biggest detractor to statewide jobholding was the leisure and hospitality supersector (-8,000 jobs or -2.4%).

Healthcare and Social Assistance Leads Edison Job Growth

In the Edison Labor Area (Monmouth, Middlesex, Ocean & Somerset counties), total employment increased by 4,100 or 0.4 percent during the period ending December

Change in Nonfarm Employment December 2013 - December 2014p (not seasonally adjusted)

	Region		State	
	Net	%	Net	%
Total Nonfarm Employment	9.0	0.7	28.6	0.7
Private Sector	12.4	1.2	29.6	0.9
Construction	-0.6	-1.4	1.8	1.4
Manufacturing	0.3	0.4	-0.3	-0.1
Trade, Trans. & Utilities	3.6	1.3	16.1	1.9
Information	-1.1	-3.7	-3.1	-4.1
Financial Activities	1.0	1.4	0.1	0.0
Prof. & Business Svcs.	3.9	1.7	13.2	2.1
Ed. & Health Svcs.	7.2	3.4	14.6	2.3
Leisure & Hospitality	-0.7	-0.7	-8.0	-2.4
Other Services	-1.2	-2.3	-4.8	-2.9
Government	-3.4	-1.6	-1.0	-0.2

Source: NJLWD, Current Employment Statistics

2014. Powered by advances in healthcare and social assistance (+5,100 jobs) and educational services (+1,700), the educational and health services sector was the labor area's job growth leader. Other sectors posting gains in the Edison Labor Area were trade, transportation and utilities (+1,100), and professional and business services (+300). The gains in trade, transportation and utilities came primarily from a 2,300 gain in the wholesale trade subsector. This gain was due in part to Amazon.



Focus on Central Jersey is a quarterly publication of the New Jersey Department of Labor Division of Labor Market and Demographic Research. For questions regarding the material in this publication contact Vin Samuel at (609)777-2189 or email vin.samuel@dol.state.nj.us

To subscribe to this publication email njsdc@dol.state.nj.us with "regional focus" in the subject line.



com opening a warehouse and distribution center in the Keasbey section of Woodbridge Township (Middlesex County).

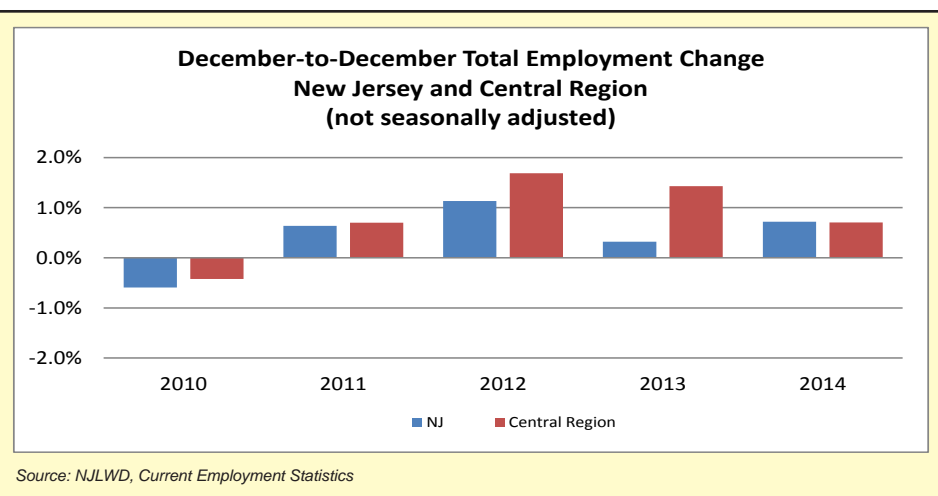
Other services posted the labor area's largest payroll loss of 1,200 jobs (-2.7%) over the year. Jobholding in leisure and hospitality was down by 1,100 or 1.3 percent from the same month a year ago.

The Trenton-Ewing Labor Area posted a gain of 4,900 jobs or 1.9 percent over the same month a year earlier. Professional and business services contributed 3,600 jobs to the employment increase in the labor area. Powered by gains of 1,400 jobs in both the retail trade and the transportation, warehousing and utilities subsectors, the trade, transportation and utilities supersector posted a net gain of 2,500 jobs over the year. The much anticipated opening of Amazon.com's distribution center in Robbinsville (Mercer County) during 2014 possibly accounted for more than a thousand of the new jobs added to the transportation and warehouse sub-sector. The 1 million-sq.ft. distribution center shipped its first order in July 2014.

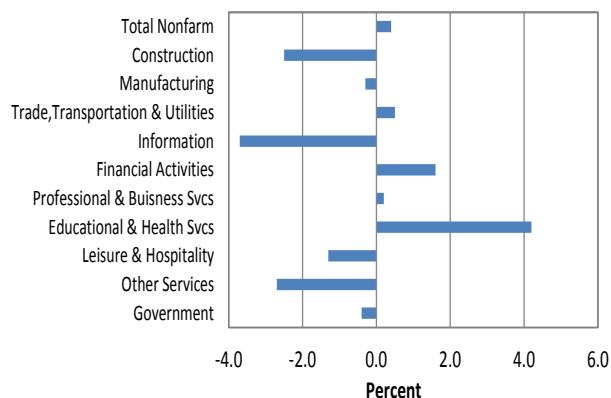
Other contributors to the jobs gain were: manufacturing (+500), educational and health services (+400), leisure and hospitality (+400), and construction (+400). The increase in professional and business services is an encouraging sign, meaning that businesses could be hiring support professionals such as accountants and other professionals to gear up for increased activities. During the period ending with December 2014, the public sector lost 2,800 jobs in the labor area. The entire 2,800 jobs were lost in state government, possibly due to attrition. With the state capital of Trenton located in the Trenton-Ewing Labor Area, the bulk of state government employment is concentrated here. Meanwhile, area employment in the federal government and local government components remained unchanged over the year.

Total Nonfarm Employment (unadjusted December data, employment in thousands)						
	2009	2010	2011	2012	2013	2014
New Jersey	3,903.1	3,879.9	3,904.7	3,949.0	3,961.6	3,990.2
Central Region	1,235.3	1,230.1	1,238.7	1,259.6	1,277.6	1,286.6
Edison Labor Area (Middlesex, Monmouth, Ocean, and Somerset counties)	993.6	989.0	996.8	1,012.7	1,026.0	1,030.1
Trenton-Ewing Labor Area (Mercer County)	241.7	241.1	241.9	246.9	251.6	256.5

Source: NJLWD, Current Employment Statistics

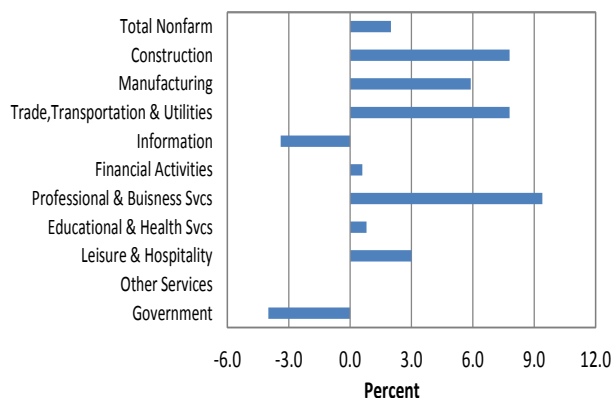


**Employment Change by Industry, Dec 2013 - Dec 2014
Edison Labor Area (not seasonally adjusted)**



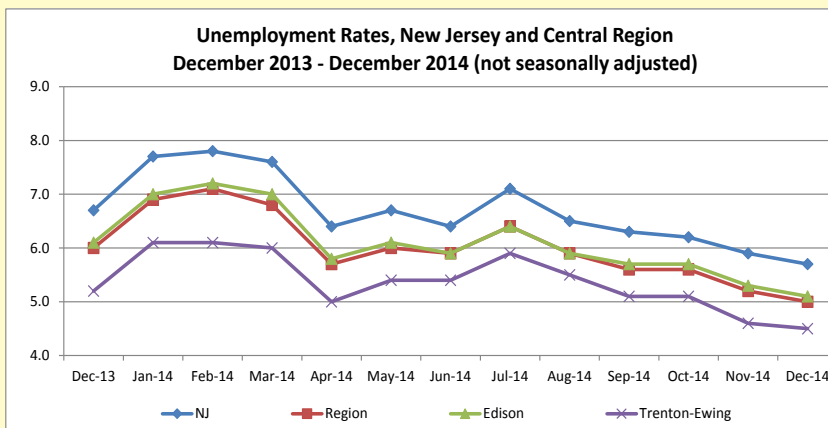
Source: NJLWD, Current Employment Statistics

**Employment Change by Industry, Dec 2013 - Dec 2014
Trenton-Ewing Labor Area (not seasonally adjusted)**



LABOR FORCE DATA

- The not seasonally adjusted unemployment rate in New Jersey fell a full percentage point from 6.7 percent in December 2013 to 5.7 percent in December 2014. In the Central Region, the unemployment rate declined by 1.0 percentage point to reach 5.0 percent as 35,200 more regional residents were working in December 2014 than in the same month a year ago. Over the year, the regional labor force increased by 1.6 percent (23,000 residents), a sign of an improving labor market.



Source: NJLWD, Local Area Unemployment Statistics (LAUS)

- Both the Trenton-Ewing and the Edison labor areas saw declines in their unemployment rates over the year. The rate in the Edison Labor area fell 1.0 percentage point to reach 5.1 percent in December 2014 while the rate in the Trenton-Ewing Labor area declined to 4.5 percent (-0.7 ppt.) in December 2014. Each labor area saw increases in the size of its labor force over the year (Trenton-Ewing, +5,600 and Edison, +17,400).

More detailed data from the Local Area Unemployment Statistics (LAUS) program can be found at:

http://lwd.dol.state.nj.us/labor/lpa/employ/uirate/lfst_index.html

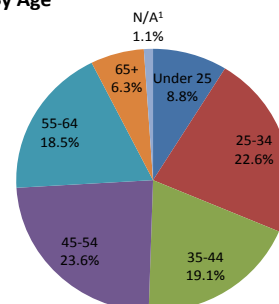
CHARACTERISTICS OF NEW JERSEY'S INSURED UNEMPLOYED CENTRAL REGION, FOURTH QUARTER 2014

CLAIMANTS BY OCCUPATIONAL GROUP

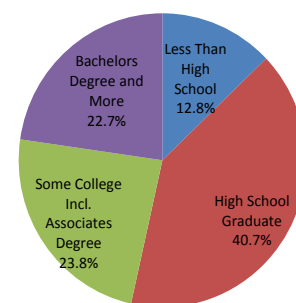
	Number	Percent
Management	4,490	8.9
Business and financial	2,092	4.1
Professional and related	7,285	14.4
Services	8,770	17.4
Sales and related	3,858	7.6
Office and administrative support	6,908	13.7
Farming, fishing and forestry	148	0.3
Construction and extraction	4,931	9.8
Installation, maintenance and repair	2,057	4.1
Production	3,738	7.4
Transportation and material moving	5,907	11.7
Military	224	0.4

- During the last three months of 2014 there were 50,441 Central Region residents claiming Unemployment Insurance benefits, an improvement of 25,046 (-33.2%) regional claimants from the same quarter (4th) of 2013. In comparison, the total number of unemployment claimants in New Jersey was reduced by 88,657, or 32.2 percent.
- The region's three largest sectors by employment (trade, transportation and utilities, professional and business services, and educational and health services) were also the sectors that represented the most claimants in both the fourth quarters of 2013 and 2014. However, all three sectors showed a significant improvement over the year in the number of claimants (-38.1%, -33.4% and -39.4%, respectively).
- Somerset County had the lowest number of claimants (4,732) among Central Region counties. Almost 24 percent of Somerset's claimants (1,127) previously worked in the professional and business services industry. Middlesex County had the highest number of claimants (15,252). Middlesex claimants were almost evenly split between the professional and business services (3,285) and trade, transportation and utilities (3,204) industries.

By Age



By Educational Level



¹N/A: No information provided by claimant

Source: NJLWD, Characteristics of UI Claimants

SPECIAL NOTE REGARDING LABOR MARKET AREA DEFINITIONS

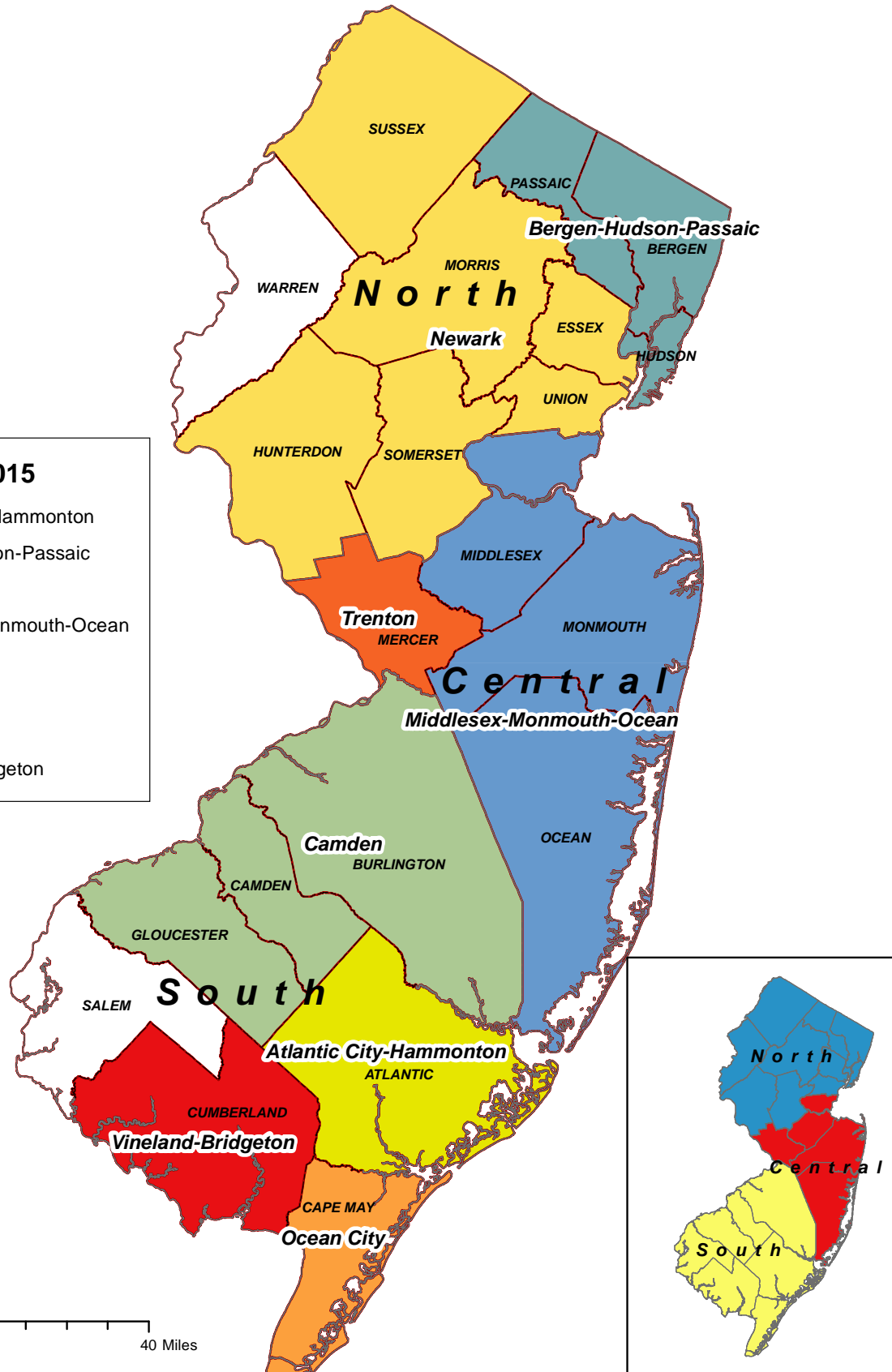

Starting with the publication of January 2015 data on March 17th, New Jersey's Department of Labor and Workforce Development will release nonfarm employment estimates and labor force statistics based on new labor market area definitions.

Every 10 years, the U.S. Office of Management and Budget (OMB) re-defines federal statistical areas which includes metropolitan statistical areas (MSAs) based on the application of updated 2010 statistical standards to the U.S. Census Bureau's 2010 Census population and American Community Survey journey-to-work data. As a result, the geographic configurations for some of New Jersey's labor areas will change. Monthly nonfarm wage and salary estimates, labor force estimates and other economic series will be generated based on these new geographic configurations. In addition, historical data series for these new areas have been reconstructed back to 1990. The following table shows a comparison of the previous and new Labor Area designations.

Consequently, the regions for which the Northern and Central Regional Focus is written will also change. The Northern Region will now include Somerset County formerly in the Central Region. All other county regional assignments will remain the same. See the map for the new regional county alignments.

2000 Census-based Labor Areas	Counties Covered	New 2010 Census-based Labor Areas	Counties Covered
Atlantic City-Hammonton Labor Area	Atlantic County	Atlantic City-Hammonton Labor Area	Atlantic County
Bergen-Hudson-Passaic Labor Area	Bergen, Hudson, & Passaic counties	Bergen-Hudson-Passaic Labor Area	Bergen, Hudson, & Passaic counties
Camden Labor Area	Burlington, Camden & Gloucester counties	Camden Labor Area	Burlington, Camden & Gloucester counties
Edison Labor Area	Middlesex, Monmouth, Ocean & Somerset counties	Middlesex-Monmouth-Ocean Labor Area	Middlesex, Monmouth, & Ocean counties
Newark-Union Labor Area	Essex, Hunterdon, Morris, Sussex, Union, & Pike (PA) counties	Newark Labor Area	Essex, Hunterdon, Morris, Somerset , Sussex, Union, & Pike (PA) counties
Ocean City Labor Area	Cape May County	Ocean City Labor Area	Cape May County
Trenton-Ewing Labor Area	Mercer County	Trenton Labor Area	Mercer County
Vineland-Millville-Bridgeton Labor Area	Cumberland County	Vineland-Bridgeton Labor Area	Cumberland County

Labor Areas 2015



Note: Warren County is part of the Allentown-Bethlehem-Easton MSA (Labor Area), & Salem County is part of the Wilmington, Metropolitan Division (Labor Area).
 Source: NJLWD, Office of Research & Information, Division of Economic & Demographic Research
 Prepared by: Division of Workforce Research & Analytics, Bureau of Labor Market Information, March 2015

REGIONAL JOB OUTLOOK OCTOBER 2014 - DECEMBER 2014

The New Jersey Department of Labor and Workforce Development through its agreement with Burning Glass Technologies is able to provide the the following labor market information aggregated from online employer job listings during the quarter. This data provides valuable insight regarding current demand for characteristics such as skills and educational requirements. Note that this data is not meant to represent all available employment opportunities but rather should be viewed in terms of analysis of labor market demand.

JOB LISTINGS BY COUNTY

County	Listings
Middlesex	19,563
Mercer	12,680
Somerset	12,476
Monmouth	9,321
Ocean	5,441

INDUSTRIES WITH THE MOST JOB LISTINGS

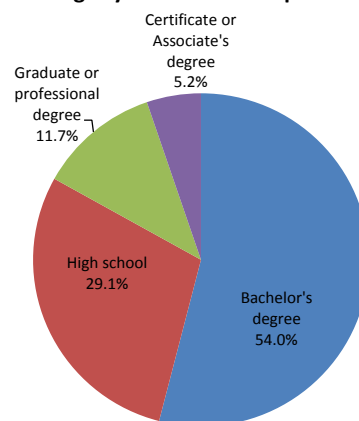
Industry	Listings
Professional, Scientific, and Technical Services	3,924
Educational Services	3,009
Hospitals	2,876
Food Services and Drinking Places	2,137
Chemical Manufacturing	1,914
Administrative and Support Services	1,832
Ambulatory Health Care Services	1,729
Insurance Carriers and Related Activities	1,651
Credit Intermediation and Related Activities	1,452
General Merchandise Stores	1,114
Publishing Industries (except Internet)	1,003
Food and Beverage Stores	812

OCCUPATIONS WITH THE MOST LISTINGS

Occupation	Listings
Waiters and Waitresses	6,282
Sales Reps, Wholesale and Manufacturing, Except Technical and Scientific Products	2,025
First-Line Supervisors of Retail Sales Workers	1,915
Retail Salespersons	1,912
Software Developers, Applications	1,853
Registered Nurses	1,756
Computer Systems Analysts	1,642
Customer Service Representatives	1,495
Computer Programmers	1,406
Medical and Health Services Managers	1,181
Managers, All Other	1,176
Heavy and Tractor-Trailer Truck Drivers	1,174

- During the fourth quarter of 2014, Central Region employers in the professional, scientific and technical services, educational services, hospitals, food services and drinking places and chemical manufacturing industries exhibited the most labor demand based on online job postings.
- Concentrated in Middlesex, Mercer and Somerset counties, employers indicated that they were most interested in filling positions for waiters and waitresses, sales representatives, retail sales supervisors and workers, software developers and registered nurses. Skills that were actively sought included sales, technology-related Oracle, SQL and JAVA, accounting, scheduling and mathematics.
- Of the regional job listings for which educational requirements were provided, the vast majority required a bachelor's degree or higher.

Job Listings by Educational Requirement



EMPLOYERS WITH SIGNIFICANT ONLINE JOB LISTING ACTIVITY	
Employer	
Occmundial	
Wyzant	
Johnson & Johnson	
Burger King	
Oracle	
Freeman Marketing	
Meridian Health System	
Sanofi Aventis	
ShopRite / Wakefern	
Sears	

TOP SKILLS IN DEMAND	
Skill	Listings
Sales	4,271
Oracle	3,570
SQL	3,068
Accounting	2,880
JAVA	2,836
Scheduling	2,569
Mathematics	2,462
Collaboration	2,351
Repair	2,004
Business Development	1,958
Store Management	1,811
SAP	1,755

Source: Burning Glass Technologies, Labor Insight

Prepared by: New Jersey Department of Labor and Workforce Development, Bureau of Labor Market Information

Hotels Expand in Hamilton

As Robbinsville and Hamilton townships in the eastern part of Mercer County benefitted from the opening of businesses such as Amazon.com, the demand for hotels catering to business travelers has increased. To meet this need, Hamilton will soon be home to two new hotels opening along Route 130. A Hilton Homewood Suites hotel opened in January and a Marriott Residence Inn now under construction is expected to open later in 2015.

Amazon Continues to Bring Jobs to New Jersey

Amazon.com recently announced plans to add as many as 800 additional workers to staff its Robbinsville (Mercer County) distribution center which opened in 2014 further increasing its statewide workforce. In addition to the Robbinsville location, Amazon also opened fulfillment centers in the keasby section of Woodbridge Township (Middlesex County) and Logan Township (Gloucester County) during 2014.

Shiseido Expands East Windsor Facility

Shiseido, a Japanese cosmetics company, plans to further expand its East Windsor facility by adding additional research and development, office and warehouse space totaling roughly 35,000-sq.ft. Construction of the addition, which is expected to be completed in 2016, is planned to begin in April or May.

This expansion project follows a 2013 expansion where Shiseido added over 54,000-sq.ft. of warehouse space to the East Windsor location. The firm currently employs a reported 300 workers at the site and it is expected that with the additional space that figure could potentially double.

Packaging Equipment Firm Opens Hamilton Headquarters

Romaco North America opened its North America headquarters at 8 Commerce Way in Hamilton Township (Mercer County) during the fourth quarter of 2014. The company is a subsidiary of the German packaging technology firm, Romaco Group. Ten employees were expected to be hired initially. The number of employees is expected to increase as the company increases production over the next three years.

Frontier Airlines Adjusts Area Service

In order to adjust service to meet customer demand, Frontier Airlines announced in January 2015 that it would discontinue flights to five of the 18 destinations it serves from the Trenton-Mercer Airport (Ewing, Mercer County). Frontier has been the airport's sole commercial carrier since it began offering flights from Mercer County in 2012. In 2013, the

airport underwent \$20 million in renovations to better accommodate the airport's expanded passenger base brought by the commercial carrier.

Health Care Services Expand in the Region

In Monmouth County, Meridian Health Services completed construction of a health village and senior citizen housing development. The new housing units, located along both sides of Taylor Avenue, in Neptune (Monmouth County), are one-story bungalows conveniently located to healthcare services. In October 2014, Meridian Health held a grand opening celebration for the new Meridian Health Services Village at Jackson. The 150,000-sq.ft. center includes diagnostic services, urgent care, physician offices and a fitness and wellness center.

In February Children's Hospital of Philadelphia announced plans to open a specialty care center at the University Medical Center of Princeton Plainsboro campus (Plainsboro, Middlesex County).

New Learning Laboratory Opens in Eatontown

During the fourth quarter of 2014, Festo Didactic opened a new high-tech learning laboratory in Eatontown (Monmouth County). This lab's function is to teach high-tech manufacturing skills and was funded in part by a Grow NJ grant from the NJ Economic Development Authority. The company is a unit of a German automaton product manufacturer, Festo AG.

Shopping Center Developments

BJs opened a gas station at the Grove at Howell (Ocean County), a new shopping center under construction on the border of Ocean and Monmouth counties. The gas station was followed by the opening of an 88,000-sq-ft BJs membership store. A movie theater and restaurants are also planned for the new shopping center.

In Plainsboro Township (Middlesex County) Onyx Equities is in the process of renovating the 218,000-sq.ft. Plainsboro Plaza at Schalks Crossing and Scudders Mill Road. New tenants leased at the center include Planet Fitness, Indus American Bank, and Lightbridge Academy. The shopping center was formerly

home to a Bradlees department store and supermarket. The Main Street North Brunswick (North Brunswick Township, Middlesex County) project is moving ahead at full steam. A 135,000-sq.ft. Target opened in October 2014 to join the Costco that opened in the third quarter.

Costco recently purchased 17 acres of land in Lawrence (Mercer County) for a new 156,000-sq.ft. store and 16-pump gas station. At the time of this writing no opening date was announced. It is estimated that when the store opens it would employ 200 workers.

Retail Restructuring

Wet Seal, a clothing retailer announced that it was closing 338 stores nationwide. In The Central Region, stores in the Quaker Bridge Mall (Mercer County) and in the Menlo Park Mall (Middlesex County) are among those closed in New Jersey. Roughly 100 jobs were lost statewide as a result of the closings.

The Bottom Dollar discount grocery chain was purchased by Aldi supermarkets in 2014 resulting in the closure of all of its locations in January 2015. While the majority of New Jersey's Bottom Dollar stores were located in the southern part of the state, two stores were located in Mercer County (Hamilton and East Windsor).

Great Adventure Gears up for 2015 Season

Great Adventure (Jackson Township, Ocean County) has begun the hiring process for the 4,000 estimated seasonal workers that will be needed when the park opens in the spring for the 2015 season. The wide variety of positions available include retail workers, safari guides, lifeguards, security, ride operators, landscaping, food service workers and performers.

Middlesex County Developments

Lee Controls in Piscataway Township (Middlesex County) announced in December 2014 that it will be idling 18 employees and closing its plant at the end of December 2014. In Woodbridge Township (Middlesex County), Woodbridge Development Center announced that it is closing operations in January 2015 due to budgetary concerns. The patients are expected to be placed in structured care centers.