



# **FIFTY-THIRD ANNUAL REPORT**


## **OF THE**

### **DIVISION OF LOCAL GOVERNMENT SERVICES**

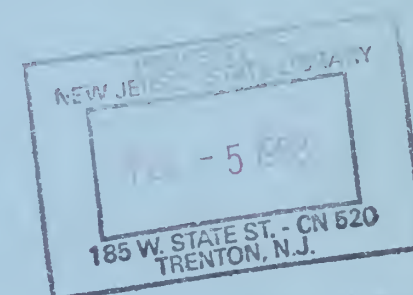
#### **1990**

### **STATEMENTS OF FINANCIAL CONDITION**

### **OF COUNTIES AND MUNICIPALITIES**



**DECEMBER 1991**



**STATE OF NEW JERSEY**  
Jim Florio, *Governor*

**DEPARTMENT OF COMMUNITY AFFAIRS**  
Melvin R. Primas, Jr., *Commissioner*  
Barry Skokowski, Sr., *Deputy Commissioner*





**FIFTY-THIRD ANNUAL REPORT  
OF THE  
DIVISION OF LOCAL GOVERNMENT SERVICES  
1990**

**STATEMENTS OF FINANCIAL CONDITION  
OF COUNTIES AND MUNICIPALITIES**



*Prepared by*

STATE OF NEW JERSEY  
N.J. DEPARTMENT OF COMMUNITY AFFAIRS  
DIVISION OF LOCAL GOVERNMENT SERVICES

STATE OF NEW JERSEY  
Jim Florio, *Governor*

DEPARTMENT OF COMMUNITY AFFAIRS  
Melvin R. Primas, Jr., *Commissioner*  
Barry Skokowski, Sr., *Deputy Commissioner*

DIVISION OF LOCAL GOVERNMENT SERVICES  
Barry Skokowski, Sr., *Director*



Digitized by the Internet Archive  
in 2013

<http://archive.org/details/localdi1990newj>

# TABLE OF CONTENTS

Letter of Transmittal	1
Foreword	2
Composition of Local Finance Board and State Officials	3
Acknowledgment	4
Statewide Totals for 1990 and Types of Local Government Units in New Jersey	5
COUNTY GOVERNMENT FISCAL DATA	
A two page set for each county follows:	6
1. County Government Fiscal Data	
2. Map of the County	
3. Summary Map of County Units	48
4. Summary of 21 County Government Data Sheets	50
MUNICIPAL FISCAL DATA SUMMARIZED BY COUNTIES	
1. Summary of 567 Municipal Government Data Sheets	51
2. Municipal Fiscal Summaries by Counties	52
MUNICIPAL FISCAL DATA	
One page per municipality, arranged alphabetically by name of municipality	73
MUNICIPALITIES OPERATING UNDER SPECIAL STATUTORY FORMS OF GOVERNMENT	640
POPULATION DATA	
Table 1: Population Classification of New Jersey Counties and Cities	641
Table 2: Local Units Ranked by Population - 1990 Estimates	642
SUMMARY OF STATEWIDE FINANCES, EXPENDITURES AND REVENUES	
Table 3: Summary of Current Finances of all Municipalities and Counties - 1986-1990	647
Table 4: Summary of Expenditures and Revenues of all County Government - 1986-1990	648
Table 5: Summary of Expenditures and Revenues of all Municipalities - 1986-1990	649
DATA ON DEBT	
Table 6: Statewide Trends in Statutory Net Capital Debt	650
Table 7: Total Gross and Net Debt of Municipalities and Counties by County	651
Table 8: Authority Debt	652
DATA ON LOCAL TAXATION	
Table 9: Trends in Current and Delinquent Local Property Taxes	655
Table 10: Special District Tax Levies in 1990	656
Table 11: State Equalized Property Tax Rates - All Municipalities by County	657
DATA ON MUNICIPALLY OPERATED UTILITIES	
Table 12: Finances of Municipally Operated Utilities	665
SUPPLEMENTARY DATA	
Table 13: County Local Health Services and Vocational School Taxes	674
GRAPH: DEBT TRENDS OF NEW JERSEY MUNICIPALITIES AND COUNTIES	676
STATUTORY FORMS OF LOCAL UNIT GOVERNMENT	677
GLOSSARY	678





## State of New Jersey

JIM FLORIO  
GOVERNOR

### DEPARTMENT OF COMMUNITY AFFAIRS

MELVIN R. PRIMAS, JR.  
COMMISSIONER

LOCATION:


WILLIAM ASHBY COMMUNITY AFFAIRS BUILDING  
101 SOUTH BROAD STREET  
TRENTON, NEW JERSEY

MAILING ADDRESS:

CN 800  
TRENTON, N. J. 08625-0800

TO: The Honorable Jim Florio  
Governor

Members of the New Jersey Legislature

FROM: Melvin R. Primas, Jr. 

I am pleased to transmit the Fifty-Third Annual Report of the Division of Local Government Services.

In accordance with New Jersey Statute, the report includes comparative financial statistics of all municipalities and counties in the State. The statistics are tabulated to highlight the cost of government, the cost of principal services, the amount of debt incurred and other pertinent data.



## FOREWORD

This report, the Fifty-third in a series which has been published consecutively since 1938, closely parallels all preceding annual reports.

Information pertinent to the form of government and the number of members on the governing body is exhibited on each local unit page. Definitional information relative to statutory forms of government appears towards the end of the report. Similarly, a tabulation is provided listing the different types of governmental forms by county units.

As in prior years, care has been taken to preserve the comparability of data and to present, in convenient form, current financial and other statistics of the 588 local units of New Jersey government without diminishing the value of these reports as a historical series. The availability of current statistics of local finance has been of increasingly significant value to federal, state and local government officials, research groups, students of local finance, and investors in municipal and school bond markets.

The financial statistics contained in this report have been assembled from financial statements prepared by the chief financial officer of the local unit. Computer checks applied to this data and our studies conclude that these statements are adequate for reporting purposes.

In addition to the municipal and county financial data, there are a number of special tables comparing revenues and expenditures, debt trends and equalized tax rates over the current decade. Also, tables listing each unit in descending population order and another describing municipally operated utilities are provided.

A glossary providing essential information for the proper use of specific data is presented at the end of the report to assist those who may be unfamiliar with municipal finance and its terminology.

STATE OF NEW JERSEY

Jim Florio, Governor

DEPARTMENT OF COMMUNITY AFFAIRS

Melvin R. Primas, Jr., Commissioner

DIVISION OF LOCAL GOVERNMENT SERVICES

Barry Skokowski, Sr., Director

MEMBERS OF THE LOCAL FINANCE BOARD

Barry Skokowski, Sr., Chairman  
James P. Barry, Vice Chairman  
Robert H. Grasmere  
Stanley D. Iacono  
Joseph Iannaconi, Jr.  
Robert C. Miller  
Harold F. Mullin  
Susan L. Nickolopoulos

## ACKNOWLEDGMENTS

The fifty-third edition of this Annual Report was prepared by the Division's Office of Local Government Research. Grateful acknowledgment is extended to the following staff members: David S. Grimm, who coordinated the Report's preparation, provided overall support and supervised the data compilation; Helen C. Forchi, who compiled and verified data; June Teel who provided her computer expertise; and Marc Pfeiffer, who served as Chief of the Office.

Acknowledgment is also extended to those employees of the Division of Local Government Services for their cooperation in providing ready access to source documents and for rendering technical assistance.

Additionally, a debt of gratitude is owed to the Division of Taxation in the Department of Treasury and to the Office of Business Economics in the Department of Labor for providing us with valuation and population data used in this Report. We are also grateful to the Department of Transportation for allowing us the use of their computers.

General Obligation Bond Ratings for New Jersey municipalities were obtained from: Standard & Poor's Bond Guide, June 1991, Standard & Poor's Corp. N.Y., N.Y., and Moody's Bond Record, February 1992, Moody's Investors Service, N.Y., N.Y.

# STATEWIDE TOTALS FOR 1990

Population, 1980 Census	7,364,823
Population, 1990 Census	7,730,188
Land Area (Square Miles)	7,487.32
Net Valuation Taxable-Municipal	343,525,021,540
Net Valuation Taxable-County	512,046,200,310
State Equalized Valuation	515,323,144,689
Tax Levy	9,783,837,590.00

## TYPES OF LOCAL GOVERNMENT UNITS IN NEW JERSEY

### COUNTIES (21)

### MUNICIPALITIES (567)

COUNTY	BOROUGH	TOWNSHIP	CITY	TOWN	VILLAGE	TOTAL
Atlantic	3	6	13	1	0	23
Bergen	56	9	3	0	2	70
Burlington	6	31	3	0	0	40
Camden	27	8	2	0	0	37
Cape May	7	4	5	0	0	16
Cumberland	1	10	3	0	0	14
Essex	1	19	2	0	0	22
Gloucester	10	13	1	0	0	24
Hudson	1	2	4	5	0	12
Hunterdon	10	14	1	1	0	26
Mercer	4	8	1	0	0	13
Middlesex	12	10	3	0	0	25
Monmouth	35	15	2	0	1	53
Morris	16	20	0	3	0	39
Ocean	19	14	0	0	0	33
Passaic	10	3	3	0	0	16
Salem	3	11	1	0	0	15
Somerset	12	9	0	0	0	21
Sussex	8	15	0	1	0	24
Union	7	8	5	1	0	21
Warren	2	18	0	3	0	23
Total	250	247	52	15	3	567



## 0100

Population 1980 194,119  
 Population 1990 224,327  
 S & P Rating A  
 Moody Rating AAA  
 Land Area 566.97 Sq. Miles

Net Valuation Taxable  
 15,416,424,456  
 Net Valuation on Which County Taxes  
 are apportioned:  
 17,797,987,128

ATLANTIC COUNTY - Class 5 -  
 Form of Government  
 County Exec. Plan - (O.C.C.L. - 1972)  
 Number of Members - 9

## PER CAPITA:

Gross Debt 407.27  
 Net Debt 369.00  
 Debt Service 46.04  
 Total Tax Levy 359.50  
 County Functions: 493.76

## PER CENT:

Gross Debt .54  
 Net Debt .49

EXPENDITURES		EXPENDITURES (cont'd.)		REVENUES REALIZED	
<b>GENERAL GOVERNMENT</b>		<b>EDUCATION (excluding schools)</b>		<b>Property Taxes</b>	
Governing Body and Public Boards	1,013,512.15	County Superintendent of Schools	185,488.00		80,645,502.26
County Clerk	1,336,004.00	Vocational Schools	3,556,389.00	Financial Business Tax	
Financial Administration	921,050.00	County College	5,535,981.00	Franchise Tax	
Board of Taxation	100,512.00	County Extension Services	291,078.00	Bank Corp. Tax	
Planning, Housing, Development	964,911.00	Libraries		Other Miscellaneous Taxes	
Human Resources	2,473,645.77	Other Educational Services	3,903,513.22	State Aid Revenues	11,907,279.06
Elections	675,826.00	<b>STATUTORY EXPENDITURES</b>		Federal Aid Revenues	4,155,702.04
General Administration	12,643,836.19	Pensions and F.I.C.A.	6,255,027.00	State and Local Fiscal Assistance Act Utilized	56,000.00
<b>JUDICIARY</b>		Employee Fringe Benefits	5,352,442.00	Institutional Revenues	448,934.22
Superior Court-Law Division	3,873,336.00	Other Statutory Expenditures		Courts	364,206.82
County Courts		Ceta & Other Public Employment Programs		County Clerk & Register	1,512,584.70
County District Courts		<b>COUNTY FUNCTIONS TOTAL</b>	101,499,931.50	Surrogate	130,625.92
Juvenile and Domestic Relations Courts	84,957.48	<b>CAPITAL IMPROVEMENTS *MEMO</b>	515,000.00	Sheriff	442,983.38
Jury Commission and Jurors' Fees	255,005.00	<b>DEBT SERVICE</b>		Other Miscellaneous Revenues	15,164,969.37
Law Library	44,700.00	Principal Payments	5,529,532.40	Other Revenues, Revenue Sharing, Tax Effort	
Prosecutor's Office	5,462,340.00	Interest Payments	4,799,464.05	<b>TOTAL</b>	114,928,783.27
Surrogate's Office	225,353.00	<b>DEFERRED CHARGES</b>	59,402.77	Prior Years Surplus Appropriated	3,700,000.00
Probation Office	1,703,703.00	<b>RESERVE FOR UNCOLLECTED TAXES</b>		<b>REVENUES TOTAL</b>	118,628,783.27
County Clerk (Judicial Functions)	565,544.00	<b>EXPENDITURES TOTAL</b>	111,886,330.72	<b>CURRENT FINANCES DECEMBER 31,</b>	
Sheriff's Office (Judicial Functions)				<b>ASSETS</b>	
Other Judicial		<b>CAPITAL DEBT AUTHORIZED, DECEMBER 31,</b>		Cash Dec. 31,	21,674,905.75
<b>PUBLIC SAFETY</b>		<b>ISSUED AND UNISSUED GROSS DEBT</b>	<b>NET DEBT</b>	Taxes Receivable	738,993.34
County Police	8,253,334.38	School		Emergencies and Other Deferred Charges	
Sheriff's Office	3,767,432.00	Self-liquidating		State Aid Receivable	
Civil Defense and Disaster Control	142,140.00	Other	91,360,948	Other Receivable	4,993,896.50
Environmental Inspection and Control		<b>Total</b>	91,360,942	<b>TOTAL</b>	27,462,796.09
Weights and Measures		<b>ISSUED AND OUTSTANDING</b>		<b>LIABILITIES RESERVES, AND SURPLUS</b>	
Correctional and Penal	3,458.80	School	17,550,950.42	Cash Liabilities	11,016,719.53
Other Public Safety	19,000.00	Self-liquidating	11,061,327.23	Reserves For Receivables	5,797,890.34
<b>PUBLIC WORKS</b>		Other	6,400,137.24	Surplus Dec. 31,	10,656,186.22
Roads and Bridges, Streets, Drainage	201,000.00	<b>Total</b>	35,012,444.89	<b>TOTAL</b>	27,462,796.09
State Aid Motor Vehicle Fund		<b>Equalized Valuation Basis</b>			
County Funds	2,371,111.00	<b>for Net Debt Computation</b>	16,303,421,732.00		
Other Roads and Bridges		<b>CAPITAL OUTLAY TOTAL</b>	10,559,691.90		
Public Buildings and Grounds	4,883,223.06				
Other Public Works	1,547,391.79				
<b>HEALTH AND WELFARE</b>					
County Health Department		Public Enterprises			
Mental Health Activities	4,148,000.00	Recreation—Culture	139,501.83		
Tubercular Patient Care		Public Works	37,435.00		
County Hospitals, Homes		Buildings and Grounds	6,697,405.92		
County Aid to Hospitals		Library and Education	3,685,349.15		
Health Clinics		Conservation			
Mosquito Extermination	13,637.92	All Other			
Health Services Except Environmental	9,662,808.98				
County Welfare Board	7,355,377.90				
Child Welfare					
Other Welfare Services	467,003.00				
<b>RECREATION AND CONSERVATION</b>					
Parks, Playgrounds, Shade Trees	1,209,206.00				
Land Reclamation and Conservation	14,532.86				
Other Recreational Services	6,000.00				



COUNTY ATLANTIC

COUNTY SEAT Mays Landing

Form of Government: \*Board of Chosen Freeholders 9 Members

Number of Constituent Municipalities 23

Population Census 1980 194,119

Population Census 1990 224,327

Land Area - Square Miles 566.97

Net Value on which County Taxes are Apportioned 17,797,987,128

Tax Rate per \$100 .456

Tax Levy 80,645,502.26

Distribution of Ratables

Class	Line Items	Assessed Valuation	% of Valuation
Vacant Land	40,779	979,915,005	6.40
Residential	81,215	7,628,464,797	49.84
Farm	2,443	88,101,595	.57
Commercial	5,834	6,171,102,640	40.32
Industrial	143	125,921,190	.82
Apartments	458	311,312,270	2.03
<hr/>			
TOTAL	130,872	15,304,817,497	100.00

Bond Ratings:

Moody's AAA

Standard & Poors A

\*County Executive Plan - Optional County Charter Law, 1972



ATLANTIC COUNTY



0200  
 Population 1980 845,385  
 Population 1990 825,380  
 S & P Rating  
 Moody Rating AAA  
 Land Area 234.57 Sq. Miles  
 Net Valuation Taxable  
 66,992,879,298  
 Net Valuation on Which County Taxes  
 are apportioned:  
 82,937,106,553

**BERGEN COUNTY - Class 1 -**  
**Form of Government**  
**County Exec. Plan - (O.C.C.L. - 1972)**  
**Number of Members - 9**

PER CAPITA  
 Gross Debt 412.40  
 Net Debt 347.99  
 Debt Service 43.32  
 Total Tax Levy 237.03  
 County Functions: 409.84  
 PER CENT:  
 Gross Debt .43  
 Net Debt .36

EXPENDITURES		EXPENDITURES (cont'd.)		REVENUES REALIZED	
<b>GENERAL GOVERNMENT</b>		<b>EDUCATION (excluding schools)</b>		<b>Property Taxes</b>	
Governing Body and Public Boards	1,006,376.00	County Superintendent of Schools			195,638,000.00
County Clerk		Vocational Schools	15,639,018.00	Financial Business Tax	
Financial Administration	3,162,236.00	County College	13,397,400.00	Franchise Tax	
Board of Taxation	457,075.06	County Extension Services		Bank Corp. Tax	
Planning, Housing, Development	1,904,227.50	Libraries		Other Miscellaneous Taxes	
Human Resources	12,771,343.00	Other Educational Services	3,601,985.00	State Aid Revenues	16,419,353.93
Elections	2,099,739.00	<b>STATUTORY EXPENDITURES</b>		Federal Aid Revenues	10,000.00
General Administration	42,605,537.08	Pensions and F.I.C.A.	17,923,853.77	State and Local Fiscal Assistance Act Utilized	
<b>JUDICIARY</b>		Employee Fringe Benefits	75,000.00	Institutional Revenues	1,450,299.47
Superior Court-Low Division	6,830,153.95	Other Statutory Expenditures		Courts	1,128,280.09
County Courts	214,974.00	Ceto & Other Public Employment Programs		County Clerk & Register	5,060,656.07
County District Courts		<b>COUNTY FUNCTIONS TOTAL</b>	302,516,123.44	Surrogate	555,951.28
Juvenile and Domestic Relations Courts		<b>CAPITAL IMPROVEMENTS *MEMO</b>	1,900,000.00	Sheriff	932,229.64
Jury Commission and Jurors' Fees	632,575.00	<b>DEBT SERVICE</b>		Other Miscellaneous Revenues	103,294,200.15
Low Library	154,893.00	Principal Payments	26,049,026.95	Other Revenues, Revenue Sharing, Tax Effort	
Prosecutor's Office		Interest Payments	9,711,073.49	<b>TOTAL</b>	324,488,970.63
Surrogate's Office	714,291.00	<b>DEFERRED CHARGES</b>		Prior Years Surplus Appropriated	22,200,000.00
Probation Office	4,916,301.70	<b>RESERVE FOR UNCOLLECTED TAXES</b>		<b>REVENUES TOTAL</b>	346,688,970.63
County Clerk (Judicial Functions)		<b>EXPENDITURES TOTAL</b>	333,275,223.88	<b>CURRENT FINANCES DECEMBER 31,</b>	
Sheriff's Office (Judicial Functions)				<b>ASSETS</b>	
Other Judicial		<b>CAPITAL DEBT AUTHORIZED, DECEMBER 31,</b>		Cash Dec. 31,	46,201,383.44
<b>PUBLIC SAFETY</b>		<b>ISSUED AND UNISSUED GROSS DEBT</b>	<b>NET DEBT</b>	Taxes Receivable	919,803.35
County Police	9,386,342.68	School		Emergencies and Other Deferred Charges	
Sheriff's Office	8,983,896.90	Self-liquidating		State Aid Receivable	
Civil Defense and Disaster Control	1,017,215.00	Other	340,382,823	Other Receivable	832,410.26
Environmental Inspection and Control		<b>Total</b>	340,382,823	<b>TOTAL</b>	47,953,597.05
Weights and Measures	1,612,350.53	<b>ISSUED AND OUTSTANDING</b>		<b>LIABILITIES RESERVES, AND SURPLUS</b>	
Correctional and Penal	14,336,802.00	School		Cash Liabilities	29,527,258.05
Other Public Safety		Self-liquidating		Reserves For Receivables	1,752,213.61
<b>PUBLIC WORKS</b>		Other		Surplus Dec. 31,	16,674,125.39
Roads and Bridges, Streets, Drainage	34,000.00	<b>Total</b>		<b>TOTAL</b>	47,953,597.05
State Aid Motor Vehicle Fund		<b>Equalized Valuation Basis</b>			
County Funds		<b>for Net Debt Computation</b>	79,360,330,328.33		
Other Roads and Bridges		<b>CAPITAL OUTLAY TOTAL</b>	47,755,166.31		
Public Buildings and Grounds	998,100.00	Public Enterprises			
Other Public Works	9,463,876.00	Recreation—Culture	4,387,023.07		
<b>HEALTH AND WELFARE</b>		Public Works	20,967,237.96		
County Health Department	2,005,244.00	Buildings and Grounds	15,948,009.29		
Mental Health Activities	11,423,533.00	Library and Education	6,452,895.99		
Tubercular Patient Care		Conservation			
County Hospitals, Homes	90,832,558.00	All Other			
County Aid to Hospitals					
Health Clinics					
Mosquito Extermination	1,066,369.00				
Health Services Except Environmental	8,009,839.37				
County Welfare Board	2,860,779.00				
Child Welfare	95,861.00				
Other Welfare Services	4,576,670.00				
<b>RECREATION AND CONSERVATION</b>					
Parks, Playgrounds, Shade Trees	7,629,898.00				
Land Reclamation and Conservation					
Other Recreational Services	19,200.00				

COUNTY BERGEN

COUNTY SEAT Hackensack City

Form of Government: Board of Chosen Freeholders 9 members

Number of Constituent Municipalities 70

Population Census 1980 845,385

Population Census 1990 825,380

Land Area - Square Miles 234.57

Net Value on which County Taxes are Apportioned 82,937,106,553

Tax Rate per \$100 .238

Tax Levy 195,638,000.00

Distribution of Ratables:

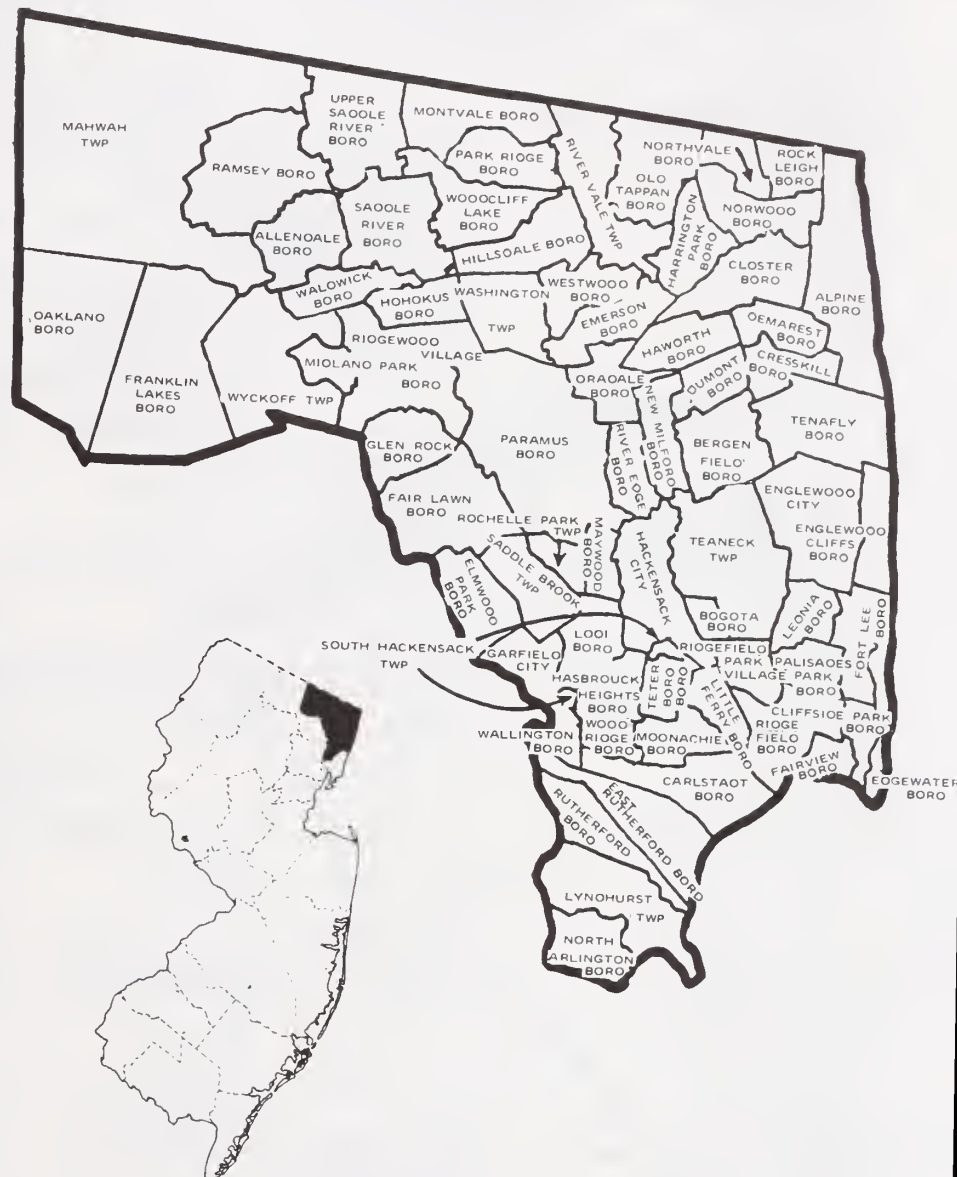
Class	Line Items	Assessed Valuation	% of Valuation
Vacant Land	10,492	1,756,846,290	2.63
Residential	230,798	47,393,693,653	71.05
Farm	220	37,163,730	.06
Commercial	10,808	9,601,650,237	14.39
Industrial	2,931	4,708,058,133	7.06
Apartments	1,620	3,210,396,445	4.81
<hr/>			
TOTAL	256,869	66,707,808,488	100.00

Bond Ratings:

Moody's AAA

Standard & Poors ---

BERGEN COUNTY





3300

Population 1980 362,542

Population 1990 395,066

S &amp; P Rating AA

Moody Rating AA

Land Area 17.64

Sq. Miles 17,341,444,046

Net Valuation Taxable

14,924,467,741

Net Valuation on Which County Taxes  
are apportioned:**BURLINGTON COUNTY - Class 2 -****Form of Government****Board of Chosen Freeholders****Number of Members - 5**

PER CAPITA:

Gross Debt

581.43

Net Debt

422.68

Debt Service

46.53

Total Tax Levy

254.46

County Functions:

334.78

PER CENT:

Gross Debt

1.42

Net Debt

1.03

EXPENDITURES		EXPENDITURES (cont'd.)		REVENUES REALIZED	
<b>GENERAL GOVERNMENT</b>		<b>EDUCATION (excluding schools)</b>		<b>Property Taxes</b>	
Governing Body and Public Boards	4,351,052.00	County Superintendent of Schools	203,877.00		100,530,000.00
County Clerk	811,037.00	Vocational Schools	6,085,259.00	Financial Business Tax	
Financial Administration	757,931.00	County College	9,300,190.00	Franchise Tax	
Board of Taxation	131,049.00	County Extension Services	187,712.00	Bank Corp. Tax	
Planning, Housing, Development	67,000.00	Libraries		Other Miscellaneous Taxes	
Human Resources	3,409,772.00	Other Educational Services	2,360,131.00	State Aid Revenues	9,405,991.92
Elections	903,157.00	<b>STATUTORY EXPENDITURES</b>		Federal Aid Revenues	3,017,763.90
General Administration	9,322,313.14	Pensions and F.I.C.A.	6,721,862.39	State and Local Fiscal Assistance Act Utilized	230.91
<b>JUDICIARY</b>		Employee Fringe Benefits	6,364,907.00	Institutional Revenues	9,377,600.82
Superior Court-Law Division	2,795,477.00	Other Statutory Expenditures	150,000.00	Courts	295,529.99
County Courts	57,537.00	Ceta & Other Public Employment Programs		County Clerk & Register	2,626,744.17
County District Courts		<b>COUNTY FUNCTIONS TOTAL</b>	112,536,676.29	Surrogate	159,181.20
Juvenile and Domestic Relations Courts		<b>CAPITAL IMPROVEMENTS *MEMO</b>	6,246,529.38	Sheriff	389,144.93
Jury Commission and Jurors' Fees	97,036.00	<b>DEBT SERVICE</b>		Other Miscellaneous Revenues	12,102,512.42
Law Library	37,000.00	Principal Payments	10,434,000.00	Other Revenues, Revenue Sharing, Tax Effort	
Prosecutor's Office	4,162,779.00	Interest Payments	7,949,422.43	<b>TOTAL</b>	137,904,700.26
Surrogate's Office	224,221.00	<b>DEFERRED CHARGES</b>	1,341,072.93	Prior Years Surplus Appropriated	7,057,000.00
Probation Office	3,586,526.00	<b>RESERVE FOR UNCOLLECTED TAXES</b>		<b>REVENUES TOTAL</b>	144,961,700.26
County Clerk (Judicial Functions)	120,927.00	<b>EXPENDITURES TOTAL</b>	132,261,171.65	<b>CURRENT FINANCES DECEMBER 31, ASSETS</b>	
Sheriff's Office (Judicial Functions)	236,754.00	<b>CAPITAL DEBT AUTHORIZED, DECEMBER 31, ISSUED AND UNISSUED</b>		Cash Dec. 31,	25,421,402.65
Other Judicial		<b>SCHOOL</b>		Taxes Receivable	
<b>PUBLIC SAFETY</b>		Self-liquidating	52,736,000	Emergencies and Other Deferred Charges	5,472,128.01
County Police	374,900.00	Other	176,958,567	State Aid Receivable	582,797.29
Sheriff's Office	1,366,131.00	<b>Total</b>	229,704,567	Other Receivable	
Civil Defense and Disaster Control	2,818,270.36			<b>TOTAL</b>	31,476,327.95
Environmental Inspection and Control	34,639.00	<b>ISSUED AND OUTSTANDING</b>		<b>LIABILITIES RESERVES, AND SURPLUS</b>	
Weights and Measures	99,946.00	School		Cash Liabilities	16,631,568.28
Correctional and Penal	2,766,628.00	Self-liquidating		Reserves For Receivables	582,797.29
Other Public Safety	274,306.00	Other		Surplus Dec. 31,	14,261,962.38
<b>PUBLIC WORKS</b>		<b>Total</b>		<b>TOTAL</b>	31,476,327.95
Roads and Bridges, Streets, Drainage	155,000.00	Equalized Valuation Basis for Net Debt Computation	16,209,051,326.00		
State Aid Motor Vehicle Fund		<b>CAPITAL OUTLAY TOTAL</b>	43,616,496.56		
County Funds	5,771,938.00	Public Enterprises			
Other Roads and Bridges		Recreation—Culture	9,641,400.79		
Public Buildings and Grounds	2,845,057.90	Public Works	10,720,339.68		
Other Public Works	7,725.00	Buildings and Grounds	20,645,128.96		
<b>HEALTH AND WELFARE</b>		Library and Education	2,603,629.11		
County Health Department	349,335.00	Conservation			
Mental Health Activities	3,610,975.00	All Other			
Tubercular Patient Care					
County Hospitals, Homes					
County Aid to Hospitals	10,053,459.00				
Health Clinics					
Mosquito Extermination	1,055,371.00				
Health Services Except Environmental	3,676,517.00				
County Welfare Board	7,125,323.00				
Child Welfare	52,500.00				
Other Welfare Services	1,056,711.00				
<b>RECREATION AND CONSERVATION</b>					
Parks, Playgrounds, Shade Trees	9,720.00				
Land Reclamation and Conservation	20,000.00				
Other Recreational Services					

COUNTY BURLINGTON

COUNTY SEAT Mount Holly Township

Form of Government: Board of Chosen Freeholders 5 members

Number of Constituent Municipalities 40

Population Census 1980 362,542

Population Census 1990 395,066

Land Area - Square Miles 817.64

Net Value on which County Taxes are Apportioned 17,341,444,046

Tax Rate per \$100 .583

Tax Levy 100,530,000.00

Distribution of Ratables:

Class	Line Items	Assessed Valuation	% of Valuation
Vacant Land	24,328	678,604,763	4.59
Residential	109,128	10,649,216,940	72.02
Farm	5,157	264,555,752	1.79
Commercial	4,633	2,067,432,623	13.98
Industrial	627	654,044,618	4.42
Apartments	344	472,149,100	3.19
<hr/>			
TOTAL	144,217	14,786,003,796	100.00

Bond Ratings:

Moody's AA

Standard & Poors AA





0400  
 Population 1980 471,650  
 Population 1990 502,824  
 S & P Rating A-  
 Moody Rating AAA  
 Land Area 222.01 Sq. Miles  
 Net Valuation Taxable  
 9,010,719,373  
 Net Valuation on Which County Taxes  
 are apportioned:  
 17,588,317,823

**CAMDEN COUNTY - Class 2 -**  
**Form of Government**  
**Board of Chosen Freeholders**  
**Number of Members - 7**

PER CAPITA:  
 Gross Debt 302.43  
 Net Debt 299.92  
 Debt Service 38.98  
 Total Tax Levy 333.39  
 County Functions: 445.38  
 PER CENT:  
 Gross Debt .92  
 Net Debt .91

EXPENDITURES		EXPENDITURES (cont'd.)		REVENUES REALIZED	
<b>GENERAL GOVERNMENT</b>		<b>EDUCATION (excluding schools)</b>		<b>Property Taxes</b>	
Governing Body and Public Boards	1,699,350.00	County Superintendent of Schools	219,465.00	167,634,912.00	
County Clerk	2,511,726.00	Vocational Schools	7,412,772.00		
Financial Administration	770,375.00	County College	7,397,256.00	Financial Business Tax	
Board of Taxation	154,919.00	County Extension Services	373,443.00	Franchise Tax	
Planning, Housing, Development	2,230,163.00	Libraries		Bank Corp. Tax	
Human Resources	2,719,937.52	Other Educational Services	554,727.00	Other Miscellaneous Taxes	
Elections	1,522,738.00	<b>STATUTORY EXPENDITURES</b>		State Aid Revenues	13,934,280.77
General Administration	15,762,940.10	Pensions and F.I.C.A.	11,676,766.00	Federal Aid Revenues	5,574,408.00
<b>JUDICIARY</b>		Employee Fringe Benefits	10,395,502.00	State and Local Fiscal Assistance Act Utilized	
Superior Court-Law Division		Other Statutory Expenditures		Institutional Revenues	818,464.20
County Courts	12,406,339.00	Ceto & Other Public Employment Programs		Courts	657,917.93
County District Courts		<b>COUNTY FUNCTIONS TOTAL</b>		County Clerk & Register	2,481,364.43
Juvenile and Domestic Relations Courts		CAPITAL IMPROVEMENTS	203,088,564.57	Surrogate	233,719.02
Jury Commission and Jurors' Fees	433,934.00	*MEMO	1,116,500.00	Sheriff	1,444,267.22
Law Library	23,000.00	<b>DEBT SERVICE</b>		Other Miscellaneous Revenues	23,774,362.76
Prosecutor's Office	7,350,439.00	Principal Payments	11,096,000.00	Other Revenues, Revenue Sharing, Tax Effort	
Surrogate's Office	405,004.00	Interest Payments	3,502,845.97	<b>TOTAL</b>	
Probation Office	6,821,304.00	<b>DEFERRED CHARGES</b>		Prior Years Surplus Appropriated	216,553,696.33
County Clerk (Judicial Functions)	671,991.00	<b>RESERVE FOR UNCOLLECTED TAXES</b>		<b>REVENUES TOTAL</b>	
Sheriff's Office (Judicial Functions)	1,945,323.00			228,053,696.33	
Other Judicial	619,451.00	<b>EXPENDITURES TOTAL</b>			
<b>PUBLIC SAFETY</b>				<b>CURRENT FINANCES DECEMBER 31,</b>	
County Police	5,342,444.77			<b>ASSETS</b>	
Sheriff's Office	5,532,451.00	<b>CAPITAL DEBT AUTHORIZED, DECEMBER 31,</b>		Cash Dec. 31,	46,073,956.71
Civil Defense and Disaster Control		<b>ISSUED AND UNISSUED</b>		Taxes Receivable	3,769.15
Environmental Inspection and Control		<b>GROSS DEBT</b>		Emergencies and Other Deferred Charges	682,665.17
Weights and Measures	310,617.01	School		State Aid Receivable	67,600.00
Correctional and Penal	13,164,144.55	Self-liquidating		Other Receivable	8,483,947.79
Other Public Safety		Other	152,093,355	<b>TOTAL</b>	
<b>PUBLIC WORKS</b>		Total	152,093,355	55,311,938.82	
Roads and Bridges, Streets, Drainage	6,372,245.00	<b>ISSUED AND OUTSTANDING</b>		<b>LIABILITIES RESERVES, AND SURPLUS</b>	
State Aid Motor Vehicle Fund		School		Cash Liabilities	32,307,410.55
County Funds		Self-liquidating		Reserves For Receivables	8,487,716.94
Other Roads and Bridges		Other		Surplus Dec. 31,	14,516,811.33
Public Buildings and Grounds	1,131,979.00	<b>Total</b>		<b>TOTAL</b>	
Other Public Works	2,699,348.43	Equalized Valuation Basis		55,311,938.82	
<b>HEALTH AND WELFARE</b>		for Net Debt Computation			
County Health Department	341,404.00	<b>CAPITAL OUTLAY TOTAL</b>		19,647,570.71	
Mental Health Activities	7,615,521.00				
Tubercular Patient Care	29,000.00	Public Enterprises			
County Hospitals, Homes		Recreation—Culture			
County Aid to Hospitals		Public Works			
Health Clinics		Buildings and Grounds	16,150,814.62		
Mosquito Extermination	582,131.00	Library and Education	3,496,756.09		
Health Services Except Environmental	23,059,543.25	Conservation			
County Welfare Board	29,409,269.00	All Other			
Child Welfare	2,840,003.00				
Other Welfare Services	3,422,734.00				
<b>RECREATION AND CONSERVATION</b>					
Parks, Playgrounds, Shade Trees	5,080,215.94				
Land Reclamation and Conservation	60,000.00				
Other Recreational Services					

COUNTY CAMDEN

COUNTY SEAT Camden City

Form of Government: Board of Chosen Freeholders 7 Members

Number of Constituent Municipalities 37

Population Census 1980 471,650

Population Census 1990 502,824

Land Area - Square Miles 222.01

Net Value on which County Taxes are Apportioned 17,588,317,823

Tax Rate per \$100 .954

Tax Levy 167,634,912.00

Distribution of Ratables:

Class	Line Items	Assessed Valuation	% of Valuation
Vacant Land	17,645	224,831,534	2.52
Residential	141,951	6,279,012,125	70.45
Farm	1,202	20,081,852	.23
Commercial	7,616	1,613,360,983	18.10
Industrial	761	364,169,824	4.09
Apartments	578	411,264,659	4.61
<hr/>			
TOTAL	169,752	8,912,720,977	100.00

Bond Ratings:

Moody's AAA

Standard & Poors A-

CAMDEN COUNTY



0500  
 Population 1980 82,266  
 Population 1990 95,089  
 S & P Rating A  
 Moody Rating AAA  
 Land Area 263.37

Net Valuation Taxable  
 11,553,892,332  
 Net Valuation on Which County Taxes  
 are apportioned:  
 Sq. Miles 11,387,909,273

**CAPE MAY COUNTY - Class 6 -**  
**Form of Government**  
**Board of Chosen Freeholders**  
**Number of Members - 5**

PER CAPITA:  
 Gross Debt 3,306.81  
 Net Debt 701.90  
 Debt Service 61.07  
 Total Tax Levy 493.01  
 County Functions: 676.07

PER CENT:  
 Gross Debt 2.87  
 Net Debt .61

EXPENDITURES		EXPENDITURES (cont'd.)		REVENUES REALIZED	
<b>GENERAL GOVERNMENT</b>		<b>EDUCATION (excluding schools)</b>		<b>Property Taxes</b>	
Governing Body and Public Boards	649,035.79	County Superintendent of Schools	134,540.53		46,880,227.09
County Clerk	614,053.85	Vocational Schools	3,290,985.00		
Financial Administration	590,154.95	County College		Financial Business Tax	
Board of Taxation	187,342.00	County Extension Services	277,006.00	Franchise Tax	
Planning, Housing, Development	823,325.00	Libraries		Bank Corp. Tax	
Human Resources	1,079,319.79	Other Educational Services	3,171,654.72	Other Miscellaneous Taxes	
Elections	450,095.00	<b>STATUTORY EXPENDITURES</b>		State Aid Revenues	2,166,496.56
General Administration	3,338,033.58	Pensions and F.I.C.A.	3,750,000.00	Federal Aid Revenues	1,268,275.83
<b>JUDICIARY</b>		Employee Fringe Benefits	4,224,995.00	State and Local Fiscal Assistance Act Utilized	
Superior Court-Law Division	929,767.86	Other Statutory Expenditures	4,000.00	Institutional Revenues	4,046,619.78
County Courts	263,310.90	Ceta & Other Public Employment Programs		Courts	111,688.98
County District Courts		<b>COUNTY FUNCTIONS TOTAL</b>	57,651,203.34	County Clerk & Register	1,188,148.57
Juvenile and Domestic Relations Courts		<b>CAPITAL IMPROVEMENTS *MEMO</b>	800,000.00	Surrogate	95,387.00
Jury Commission and Jurors' Fees	286,048.00	<b>DEBT SERVICE</b>		Sheriff	166,008.71
Law Library	20,000.00	Principal Payments	3,330,000.00	Other Miscellaneous Revenues	7,994,640.39
Prosecutor's Office	1,522,418.10	Interest Payments	2,477,104.88	Other Revenues, Revenue Sharing, Tax Effort	
Surrogate's Office	222,101.00	<b>DEFERRED CHARGES</b>	828,390.00	<b>TOTAL</b>	63,917,492.91
Probation Office	316,632.14	<b>RESERVE FOR UNCOLLECTED TAXES</b>		<b>REVENUES TOTAL</b>	69,241,492.91
County Clerk (Judicial Functions)	438,537.35	<b>EXPENDITURES TOTAL</b>	64,286,703.22	<b>CURRENT FINANCES DECEMBER 31,</b>	
Sheriff's Office (Judicial Functions)	9,425.00			<b>ASSETS</b>	
Other Judicial		<b>CAPITAL DEBT AUTHORIZED, DECEMBER 31,</b>		Cash Dec. 31,	14,851,163.16
<b>PUBLIC SAFETY</b>		<b>ISSUED AND UNISSUED GROSS DEBT</b>	<b>NET DEBT</b>	Taxes Receivable	577,547.39
County Police	401,024.88	School		Emergencies and Other Deferred Charges	
Sheriff's Office	743,939.37	Self-liquidating		State Aid Receivable	
Civil Defense and Disaster Control	119,882.00	Other	314,441,365	Other Receivable	1,174,596.67
Environmental Inspection and Control		<b>Total</b>	314,441,365	<b>TOTAL</b>	16,603,307.22
Weights and Measures	201,562.91	<b>ISSUED AND OUTSTANDING</b>		<b>LIABILITIES RESERVES, AND SURPLUS</b>	
Correctional and Penal	2,718,642.51	School		Cash Liabilities	6,461,822.44
Other Public Safety	65,542.36	Self-liquidating		Reserves For Receivables	1,647,144.06
<b>PUBLIC WORKS</b>		Other		Surplus Dec. 31,	8,494,340.72
Roads and Bridges, Streets, Drainage	688,898.34	<b>Total</b>		<b>TOTAL</b>	16,603,307.22
State Aid Motor Vehicle Fund		<b>Equalized Valuation Basis</b>			
County Funds	3,449,590.35	for Net Debt Computation	10,905,286,983.00		
Other Roads and Bridges		<b>CAPITAL OUTLAY TOTAL</b>	10,531,874.49		
Public Buildings and Grounds	5,165,716.53	Public Enterprises			
Other Public Works		Recreation—Culture			
<b>HEALTH AND WELFARE</b>		Public Works	1,377,001.22		
County Health Department	1,936,287.81	Buildings and Grounds	2,944,679.13		
Mental Health Activities	1,551,341.13	Library and Education	210,134.14		
Tubercular Patient Care		Conservation			
County Hospitals, Homes		All Other			
County Aid to Hospitals					
Health Clinics					
Mosquito Extermination	1,312,319.00				
Health Services Except Environmental	5,317,128.04				
County Welfare Board	3,408,313.58				
Child Welfare	79,797.87				
Other Welfare Services	2,062,378.58				
<b>RECREATION AND CONSERVATION</b>					
Parks, Playgrounds, Shade Trees	1,000,000.00				
Land Reclamation and Conservation	67,390.52				
Other Recreational Services	263,131.00				



COUNTY CAPE MAY

COUNTY SEAT Cape May Court House

Form of Government: Board of Chosen Freeholders 5 Members

Number of Constituent Municipalities 16

Population Census 1980 82,266

Population Census 1990 95,089

Land Area - Square Miles 263.37

Net Value on which County Taxes are Apportioned 11,387,909,273

Tax Rate per \$100 .413

Tax Levy 46,880,227.09

Distribution of Ratables:

Class	Line Items	Assessed Valuation	% of Valuation
Vacant Land	17,357	534,473,825	4.65
Residential	65,006	9,229,877,564	80.28
Farm	,803	21,687,190	.18
Commercial	3,981	1,433,014,735	12.46
Industrial	35	15,642,500	.14
Apartments	964	262,192,464	2.28
<hr/>			
TOTAL	88,146	11,496,475,278	100.00

Bond Ratings:

Moody's AAA

Standard & Poors A



0600

Population 1980 132,866

Population 1990 138,053

S &amp; P Rating A

Moody Rating AAA

Land Area 501.73

Net Valuation Taxable

3,088,171,988

Net Valuation on Which County Taxes  
are apportioned:

Sq. Miles 3,437,349,031

## CUMBERLAND COUNTY - CLASS 3 -

Form of Government

Board of Chosen Freeholders

Number of Members - 7

PER CAPITA:

Gross Debt

Net Debt

Debt Service

Total Tax Levy

County Functions:

349.32

224.45

42.20

271.45

464.24

PER CENT:

Gross Debt

Net Debt

1.48

.95

EXPENDITURES		EXPENDITURES (cont'd.)		REVENUES REALIZED	
GENERAL GOVERNMENT		EDUCATION (excluding schools)		Property Taxes	
Governing Body and Public Boards	1,661,103.00	County Superintendent of Schools	155,838.00	Financial Business Tax	37,474,223.23
County Clerk	553,008.20	Vocational Schools	755,000.00	Franchise Tax	
Financial Administration	718,515.00	County College	2,089,621.00	Bank Corp. Tax	
Board of Taxation	86,800.00	County Extension Services	329,148.00	Other Miscellaneous Taxes	
Planning, Housing, Development	431,535.00	Libraries	336,000.00	State Aid Revenues	4,736,933.63
Human Resources	957,653.00	Other Educational Services	245,527.00	Federal Aid Revenues	6,728,050.31
Elections	138,402.00	STATUTORY EXPENDITURES		State and Local Fiscal Assistance Act Utilized	14,780.33
General Administration	1,880,674.55	Pensions and F.I.C.A.	3,250,000.00	Institutional Revenues	5,808,319.02
JUDICIARY		Employee Fringe Benefits	3,000,000.00	Courts	86,932.45
Superior Court-Law Division	980,627.00	Other Statutory Expenditures	200,000.00	County Clerk & Register	575,818.40
County Courts	1,903,900.89	Ceta & Other Public Employment Programs		Surrogate	74,298.82
County District Courts		COUNTY FUNCTIONS TOTAL	58,235,532.76	Sheriff	105,012.28
Juvenile and Domestic Relations Courts		CAPITAL IMPROVEMENTS *MEMO	200,000.00	Other Miscellaneous Revenues	6,668,664.61
Jury Commission and Jurors' Fees	161,600.00	DEBT SERVICE		Other Revenues, Revenue Sharing, Tax Effort	
Law Library	21,500.00	Principal Payments	2,865,000.00	TOTAL	62,273,033.08
Prosecutor's Office	1,431,127.00	Interest Payments	2,960,440.37	Prior Years Surplus Appropriated	3,000,000.00
Surrogate's Office	174,539.00	DEFERRED CHARGES	28,250.67	REVENUES TOTAL	65,273,033.08
Probation Office	1,315,134.00	RESERVE FOR UNCOLLECTED TAXES			
County Clerk (Judicial Functions)	263,045.00	EXPENDITURES TOTAL	64,069,223.80	CURRENT FINANCES DECEMBER 31,	
Sheriff's Office (Judicial Functions)	524,639.00			ASSETS	
Other Judicial				Cash Dec. 31,	8,359,060.52
PUBLIC SAFETY		CAPITAL DEBT AUTHORIZED, DECEMBER 31,		Taxes Receivable	
County Police	340,508.88	ISSUED AND UNISSUED GROSS DEBT	NET DEBT	Emergencies and Other Deferred Charges	
Sheriff's Office	971,615.00	School		State Aid Receivable	
Civil Defense and Disaster Control	102,472.00	Self-liquidating		Other Receivable	2,148,186.11
Environmental Inspection and Control		Other	49,225,211	TOTAL	10,507,246.63
Weights and Measures	493,931.00	Total	49,225,211	LIABILITIES RESERVES, AND SURPLUS	
Correctional and Penal	5,175,210.00			Cash Liabilities	5,603,092.76
Other Public Safety		ISSUED AND OUTSTANDING		Reserves For Receivables	2,148,186.11
PUBLIC WORKS		School		Surplus Dec 31,	2,755,967.76
Roads and Bridges, Streets, Drainage	246,238.00	Self-liquidating		TOTAL	10,507,246.63
State Aid Motor Vehicle Fund		Other			
County Funds	2,018,194.00	Total			
Other Roads and Bridges		Equalized Valuation Basis			
Public Buildings and Grounds	1,222,619.00	for Net Debt Computation	3,264,604,445.33		
Other Public Works	153,513.00	CAPITAL OUTLAY TOTAL	2,447,969.65		
HEALTH AND WELFARE					
County Health Department	131,719.00	Public Enterprises			
Mental Health Activities	2,972,240.88	Recreation—Culture			
Tubercular Patient Care		Public Works	667,459.47		
County Hospitals, Homes		Buildings and Grounds	1,750,018.70		
County Aid to Hospitals	108,660.00	Library and Education	491.43		
Health Clinics		Conservation			
Mosquito Extermination	340,872.00	All Other			
Health Services Except Environmental	8,565,454.51				
County Welfare Board	11,081,060.00				
Child Welfare					
Other Welfare Services	420,439.00				
RECREATION AND CONSERVATION					
Parks, Playgrounds, Shade Trees	15,133.85				
Land Reclamation and Conservation	229,031.00				
Other Recreational Services	56,770.00				



COUNTY Cumberland

COUNTY SEAT Bridgeton City

Form of Government: Board of Chosen Freeholders 7 Members

Number of Constituent Municipalities 14

Population Census 1980 132,866

Population Census 1990 138,053

Land Area - Square Miles 501.73

Net Value on which County Taxes are Apportioned 3,437,349,031

Tax Rate per \$100 1.10

Tax Levy 37,474,223.23

Distribution of Ratables:

Class	Line Items	Assessed Valuation	% of Valuation
Vacant Land	17,819	144,299,873	4.74
Residential	35,368	2,093,735,297	68.73
Farm	4,485	135,927,202	4.46
Commercial	2,573	403,047,095	13.23
Industrial	266	179,475,051	5.89
Apartments	152	89,857,100	2.95
<hr/>			
TOTAL	60,663	3,046,341,618	100.00

Bond Ratings:

Moody's AAA

Standard & Poor's A



CUMBERLAND COUNTY



0700

Population 1980 851,116

Population 1990 778,206

S &amp; P Rating

Moody Rating A1

Land Area 127.44 Sq. Miles

Net Valuation Taxable

15,674,508,200

Net Valuation on Which County Taxes  
are apportioned:

38,569,975,728

**ESSEX COUNTY - Class 1 -**  
**Form of Government**  
**County Exec. Plan - (O.C.C.L. - 1972)**  
**Number of Members - 9**

PER CAPITA

Gross Debt

Net Debt

Debt Service

Total Tax Levy

County Functions:

715.94

270.11

48.80

292.03

546.03

PER CENT:

Gross Debt

Net Debt

1.53

.58

EXPENDITURES		EXPENDITURES (cont'd.)		REVENUES REALIZED	
<b>GENERAL GOVERNMENT</b>		<b>EDUCATION (excluding schools)</b>		<b>Property Taxes</b>	
Governing Body and Public Boards	63,943.00	County Superintendent of Schools	333,639.00	Financial Business Tax	227,256,530.91
County Clerk	2,335,430.00	Vocational Schools	2,099,500.00	Franchise Tax	1,679,944.40
Financial Administration	5,073,323.00	County College	11,176,812.00	Bank Corp. Tax	
Board of Taxation	426,711.00	County Extension Services		Other Miscellaneous Taxes	
Planning, Housing, Development	3,576,852.00	Libraries		State Aid Revenues	84,821,670.34
Human Resources	7,010,775.00	Other Educational Services	594,398.00	Federal Aid Revenues	1,706,704.00
Elections	2,700,507.00	<b>STATUTORY EXPENDITURES</b>		State and Local Fiscal Assistance Act Utilized	
General Administration	31,483,747.08	Pensions and F.I.C.A.	25,564,073.00	Institutional Revenues	3,489,242.97
<b>JUDICIARY</b>		Employee Fringe Benefits	21,500,000.00	Courts	1,253,466.26
Superior Court-Law Division		Other Statutory Expenditures	343,717.00	County Clerk & Register	3,877,778.23
County Courts	21,132,577.00	Ceta & Other Public Employment Programs		Surrogate	445,441.42
County District Courts		<b>COUNTY FUNCTIONS TOTAL</b>	374,299,444.13	Sheriff	948,174.71
Juvenile and Domestic Relations Courts		<b>CAPITAL IMPROVEMENTS *MEMO</b>	463,058.00	Other Miscellaneous Revenues	56,064,319.17
Jury Commission and Jurors' Fees	1,593,413.00	<b>DEBT SERVICE</b>		Other Revenues, Revenue Sharing, Tax Effort	
Law Library	173,074.00	Principal Payments	10,256,429.81	<b>TOTAL</b>	391,544,272.41
Prosecutor's Office	17,324,940.28	Interest Payments	27,762,954.03	Prior Years Surplus Appropriated	
Surrogate's Office	855,822.00	<b>DEFERRED CHARGES</b>	12,604,514.25	<b>REVENUES TOTAL</b>	391,544,272.41
Probation Office		<b>RESERVE FOR UNCOLLECTED TAXES</b>		<b>CURRENT FINANCES DECEMBER 31,</b>	
County Clerk (Judicial Functions)	3,550,303.00	<b>EXPENDITURES TOTAL</b>	424,923,342.22	<b>ASSETS</b>	
Sheriff's Office (Judicial Functions)		<b>CAPITAL DEBT AUTHORIZED, DECEMBER 31,</b>		Cash Dec. 31,	13,407,903.93
Other Judicial		<b>ISSUED AND UNISSUED</b>		Taxes Receivable	265,179.35
<b>PUBLIC SAFETY</b>		<b>SCHOOL</b>		Emergencies and Other Deferred Charges	36,700,060.39
County Police	5,105,475.00	Self-liquidating		State Aid Receivable	
Sheriff's Office	16,616,733.00	Other	557,149,703	Other Receivable	3,784,631.98
Civil Defense and Disaster Control		<b>Total</b>	557,149,703	<b>TOTAL</b>	54,157,775.65
Environmental Inspection and Control		<b>ISSUED AND OUTSTANDING</b>		<b>LIABILITIES RESERVES, AND SURPLUS</b>	
Weights and Measures	1,590,134.00	<b>SCHOOL</b>		Cash Liabilities	49,816,219.50
Correctional and Penal	34,803,027.19	Self-liquidating		Reserves For Receivables	4,049,811.33
Other Public Safety	3,000.00	Other		Surplus Dec. 31,	291,744.82
<b>PUBLIC WORKS</b>		<b>Total</b>		<b>TOTAL</b>	54,157,775.65
Roads and Bridges, Streets, Drainage		<b>Equalized Valuation Basis</b>			
State Aid Motor Vehicle Fund		<b>for Net Debt Computation</b>	36,503,617,224.00		
County Funds	5,412,934.00	<b>CAPITAL OUTLAY TOTAL</b>	17,025,323.29		
Other Roads and Bridges		<b>Public Enterprises</b>			
Public Buildings and Grounds	13,266,686.00	Recreation—Culture	1,543,552.88		
Other Public Works	3,528,434.53	Public Works	7,469,136.20		
<b>HEALTH AND WELFARE</b>		Buildings and Grounds	7,228,802.57		
County Health Department	908,815.00	Library and Education	683,831.64		
Mental Health Activities	7,023,107.00	Conservation			
Tubercular Patient Care		All Other			
County Hospitals, Homes	30,225,452.00				
County Aid to Hospitals					
Health Clinics					
Mosquito Extermination					
Health Services Except Environmental	12,230,724.05				
County Welfare Board	66,239,876.00				
Child Welfare	263,690.00				
Other Welfare Services					
<b>RECREATION AND CONSERVATION</b>					
Parks, Playgrounds, Shade Trees	11,587,670.00				
Land Reclamation and Conservation					
Other Recreational Services	70,000.00				

COUNTY Essex

COUNTY SEAT Newark City

Form of Government: \*Board of Chosen Freeholders 9 Members

Number of Constituent Municipalities 22

Population Census 1980 851,116

Population Census 1990 778,206

Land Area - Square Miles 127.44

Net Value on which County Taxes are Apportioned 38,569,975,728

Tax Rate per \$100 .599

Tax Levy 227,256,530.91

Distribution of Ratables:

Class	Line Items	Assessed Valuation	% of Valuation
Vacant Land	9,442	256,117,500	1.65
Residential	142,180	10,760,264,300	69.20
Farm	41	2,550,900	.01
Commercial	11,520	2,580,420,500	16.60
Industrial	2,387	1,302,154,300	8.37
Apartments	2,748	647,190,600	4.16
<hr/>			
TOTAL	168,318	15,548,698,100	100.00

Bond Ratings:

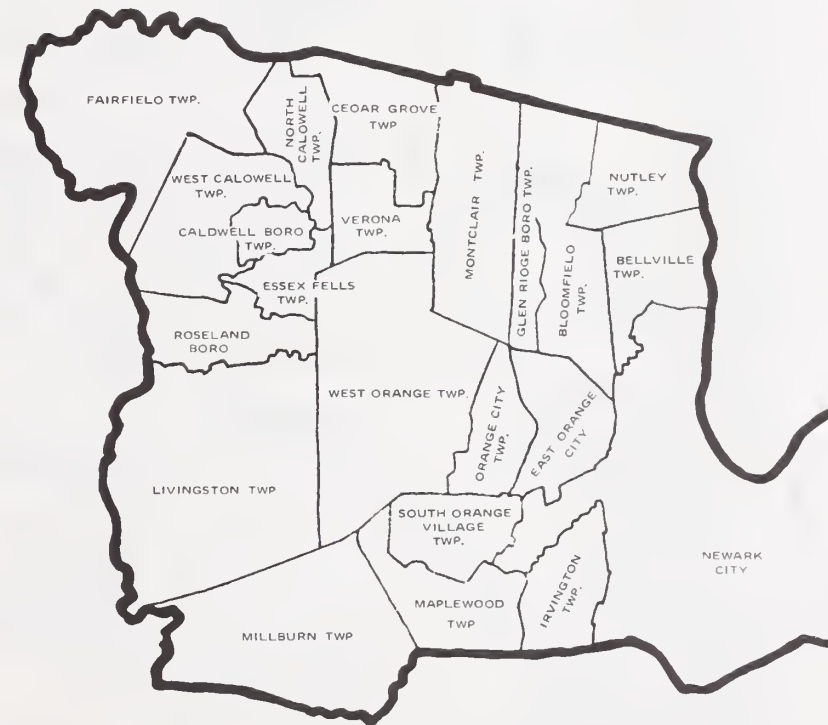
Moody's A1

Standard & Poors --

\*County Executive Plan - Optional County Charter Law, 1972



ESSEX COUNTY



0300  
 Population 1980 199,917  
 Population 1990 230,082  
 S & P Rating 4A-  
 Moody Rating A1  
 Land Area 323.35 Sq Miles  
 Net Valuation Taxable 6,822,728,116  
 Net Valuation on Which County Taxes are apportioned: 8,208,805,005

**GLOUCESTER COUNTY - Class 3 -**  
**Form of Government**  
**Board of Chosen Freeholders**  
**Number of Members - 7**

PER CAPITA:  
 Gross Debt 309.46  
 Net Debt 254.82  
 Debt Service 23.66  
 Total Tax Levy 249.99  
 County Functions: 354.38  
 PER CENT:  
 Gross Debt .92  
 Net Debt .76

EXPENDITURES		EXPENDITURES (cont'd.)		REVENUES REALIZED	
<b>GENERAL GOVERNMENT</b>		<b>EDUCATION (excluding schools)</b>		<b>Property Taxes</b>	<b>57,519,109.50</b>
Governing Body and Public Boards	677,373.00	County Superintendent of Schools	186,812.00	Financial Business Tax	
County Clerk	637,250.00	Vocational Schools	2,540,196.00	Franchise Tax	
Financial Administration	450,340.00	County College	6,073,082.50	Bank Corp. Tax	
Board of Taxation	154,114.00	County Extension Services	252,695.00	Other Miscellaneous Taxes	
Planning, Housing, Development	1,516,626.00	Libraries	31,150.00	State Aid Revenues	5,416,709.83
Human Resources	794,979.00	Other Educational Services	397,235.00	Federal Aid Revenues	1,206,643.00
Elections	795,234.00	<b>STATUTORY EXPENDITURES</b>		State and Local Fiscal Assistance Act Utilized	
General Administration	7,133,459.96	Pensions and F.I.C.A.	4,800,792.42	Institutional Revenues	337,960.60
<b>JUDICIARY</b>		Employee Fringe Benefits	4,709,100.00	Courts	113,733.45
Superior Court-Law Division	1,505,060.00	Other Statutory Expenditures		County Clerk & Register	1,666,567.82
County Courts	160,249.00	Ceta & Other Public Employment Programs		Surrogate	106,766.50
County District Courts		<b>COUNTY FUNCTIONS TOTAL</b>	74,905,131.75	Sheriff	219,198.26
Juvenile and Domestic Relations Courts		<b>CAPITAL IMPROVEMENTS *MEMO</b>	450,000.00	Other Miscellaneous Revenues	16,435,218.00
Jury Commission and Jurors' Fees	154,842.00	<b>DEBT SERVICE</b>		Other Revenues, Revenue Sharing, Tax Effort	
Law Library	30,503.00	Principal Payments	2,951,000.00	<b>TOTAL</b>	<b>83,021,906.96</b>
Prosecutor's Office	2,552,674.00	Interest Payments	3,643,065.84	Prior Years Surplus Appropriated	8,300,000.00
Surrogate's Office	252,334.00	<b>DEFERRED CHARGES</b>	37,622.92	<b>REVENUES TOTAL</b>	<b>91,321,906.96</b>
Probation Office	2,365,429.00	<b>RESERVE FOR UNCOLLECTED TAXES</b>		<b>CURRENT FINANCES DECEMBER 31,</b>	
County Clerk (Judicial Functions)	521,048.00	<b>EXPENDITURES TOTAL</b>	31,536,826.51	<b>ASSETS</b>	
Sheriff's Office (Judicial Functions)		<b>CAPITAL DEBT AUTHORIZED, DECEMBER 31,</b>		Cash Dec. 31,	24,144,341.12
Other Judicial		<b>ISSUED AND UNISSUED GROSS DEBT</b>		Taxes Receivable	1,902,988.63
<b>PUBLIC SAFETY</b>		School		Emergencies and Other Deferred Charges	
County Police	936,900.00	Self-liquidating		State Aid Receivable	
Sheriff's Office	1,918,625.00	Other	70,770,232	Other Receivable	3,387,210.06
Civil Defense and Disaster Control	63,117.00	<b>Total</b>	70,770,232	<b>TOTAL</b>	<b>29,434,539.81</b>
Environmental Inspection and Control		<b>ISSUED AND OUTSTANDING</b>		<b>LIABILITIES RESERVES, AND SURPLUS</b>	
Weights and Measures	78,859.00	School		Cash Liabilities	10,247,608.64
Correctional and Penal	3,941,732.00	Self-liquidating		Reserves For Receivables	1,902,988.63
Other Public Safety	71,755.00	Other		Surplus Dec. 31,	17,283,942.54
<b>PUBLIC WORKS</b>		<b>Total</b>		<b>TOTAL</b>	<b>29,434,539.81</b>
Roads and Bridges, Streets, Drainage	240,000.00	<b>Equalized Valuation Basis for Net Debt Computation</b>	7,679,204,968.33		
State Aid Motor Vehicle Fund		<b>CAPITAL OUTLAY TOTAL</b>	3,703,972.06		
County Funds	4,563,149.33	Public Enterprises			
Other Roads and Bridges		Recreation—Culture	288,027.94		
Public Buildings and Grounds	3,813,354.00	Public Works	1,037,713.21		
Other Public Works	1,225,622.00	Buildings and Grounds	2,352,469.16		
<b>HEALTH AND WELFARE</b>		Library and Education	25,761.75		
County Health Department	214,595.00	Conservation			
Mental Health Activities	2,702,957.54	All Other			
Tubercular Patient Care					
County Hospitals, Homes					
County Aid to Hospitals	1.00				
Health Clinics					
Mosquito Extermination					
Health Services Except Environmental	2,920,800.00				
County Welfare Board	11,052,676.00				
Child Welfare					
Other Welfare Services	241,963.00				
<b>RECREATION AND CONSERVATION</b>					
Parks, Playgrounds, Shade Trees	1,449,325.00				
Land Reclamation and Conservation	147,000.00				
Other Recreational Services	10,800.00				



COUNTY GLOUCESTER

COUNTY SEAT Woodbury City

Form of Government: Board of Chosen Freeholders 7 Members

Number of Constituent Municipalities 24

Population Census 1980 199,917

Population Census 1990 230,082

Land Area - Square Miles 328.36

Net Value on which County Taxes are Apportioned 8,208,805,005

Tax Rate per \$100 .707

Tax Levy 57,519,109.50

**Distribution of Ratables:**

Class	Line Items	Assessed Valuation	% of Valuation
Vacant Land	16,020	342,491,000	5.07
Residential	63,973	4,467,893,010	66.17
Farm	4,888	159,628,700	2.37
Commercial	3,399	1,147,871,200	17.00
Industrial	177	474,883,550	7.03
Apartments	176	159,869,500	2.37
<hr/>			
TOTAL	88,633	6,752,636,960	100.00

**Bond Ratings:**

Moody's A1

Standard & Poors AA+



**GLOUCESTER COUNTY**





0900

Population 1980 556,972

Population 1990 553,099

S &amp; P Rating A+

Moody Rating AAA.

Land Area 46.42

Sq. Miles 23,731,945,427

Net Valuation Taxable

14,827,216,767

Net Valuation on Which County Taxes

are apportioned:

**HUDSON COUNTY - Class 1 -**  
**Form of Government**  
**County Exec. Plan - (O.C.C.L. - 1972)**  
**Number of Members - 9**

PER CAPITA:

Gross Debt 243.85

Net Debt 121.65

Debt Service 7.81

Total Tax Levy 257.03

County Functions: 402.98

PER CENT:

Gross Debt .60

Net Debt .29

EXPENDITURES		EXPENDITURES (cont'd.)		REVENUES REALIZED	
<b>GENERAL GOVERNMENT</b>		<b>EDUCATION (excluding schools)</b>		<b>Property Taxes</b>	<b>142,163,258.91</b>
Governing Body and Public Boards		County Superintendent of Schools	142,965.00	Financial Business Tax	
County Clerk	1,697,573.00	Vocational Schools	11,206,964.00	Franchise Tax	
Financial Administration	1,108,681.00	County College	4,319,330.00	Bank Corp. Tax	
Board of Taxation		County Extension Services		Other Miscellaneous Taxes	
Planning, Housing, Development	2,999,178.00	Libraries		State Aid Revenues	30,432,288.59
Human Resources	2,894,803.50	Other Educational Services	391,982.00	Federal Aid Revenues	4,912,391.38
Elections	2,580,273.00	<b>STATUTORY EXPENDITURES</b>		State and Local Fiscal Assistance Act Utilized	
General Administration	10,415,730.00	Pensions and F.I.C.A.	17,620,722.00	Institutional Revenues	14,189,804.86
<b>JUDICIARY</b>		Employee Fringe Benefits	14,128,454.00	Courts	555,426.05
Superior Court-Law Division		Other Statutory Expenditures	50,000.00	County Clerk & Register	2,053,880.68
County Courts	6,499,673.00	Ceta & Other Public Employment Programs		Surrogate	201,262.75
County District Courts		<b>COUNTY FUNCTIONS TOTAL</b>	<b>218,212,589.73</b>	Sheriff	551,678.15
Juvenile and Domestic Relations Courts		<b>CAPITAL IMPROVEMENTS *MEMO</b>	<b>700,000.00</b>	Other Miscellaneous Revenues	30,805,357.07
Jury Commission and Jurors' Fees	435,055.00	<b>DEBT SERVICE</b>		Other Revenues, Revenue Sharing, Tax Effort	
Law Library		Principal Payments	2,240,000.00	<b>TOTAL</b>	<b>225,865,348.45</b>
Prosecutor's Office	9,873,299.00	Interest Payments	2,030,183.00	Prior Years Surplus Appropriated	17,500,000.00
Surrogate's Office	599,432.00	<b>DEFERRED CHARGES</b>	<b>352,630.25</b>	<b>REVENUES TOTAL</b>	<b>243,365,348.45</b>
Probation Office	5,174,647.00	<b>RESERVE FOR UNCOLLECTED TAXES</b>		<b>CURRENT FINANCES DECEMBER 31,</b>	
County Clerk (Judicial Functions)	1,237,514.00	<b>EXPENDITURES TOTAL</b>	<b>222,935,403.03</b>	<b>ASSETS</b>	
Sheriff's Office (Judicial Functions)		<b>CAPITAL DEBT AUTHORIZED, DECEMBER 31,</b>		Cash Dec. 31,	51,621,398.36
Other Judicial		<b>ISSUED AND UNISSUED GROSS DEBT</b>		Taxes Receivable	
<b>PUBLIC SAFETY</b>		School	4,260,000	Emergencies and Other Deferred Charges	
County Police	6,821,233.00	Self-liquidating	100,000	State Aid Receivable	13,675,296.15
Sheriff's Office	5,297,667.00	Other	133,280,535	Other Receivable	
Civil Defense and Disaster Control	143,332.00	<b>Total</b>	<b>137,640,535</b>	<b>TOTAL</b>	<b>65,296,694.51</b>
Environmental Inspection and Control		<b>ISSUED AND OUTSTANDING</b>		<b>LIABILITIES RESERVES, AND SURPLUS</b>	
Weights and Measures	1,089,913.00	School		Cash Liabilities	27,415,521.08
Correctional and Penal	13,983,725.00	Self-liquidating		Reserves For Receivables	3,832,971.83
Other Public Safety	5,000.00	Other		Surplus Dec. 31,	34,048,201.60
<b>PUBLIC WORKS</b>		<b>Total</b>		<b>TOTAL</b>	<b>65,296,694.51</b>
Roads and Bridges, Streets, Drainage		Equalized Valuation Basis			
State Aid Motor Vehicle Fund		for Net Debt Computation	22,956,539,421.33		
County Funds	1,840,726.00	<b>CAPITAL OUTLAY TOTAL</b>	<b>25,530,148.68</b>		
Other Roads and Bridges		Public Enterprises	2,975,400.00		
Public Buildings and Grounds	6,832,900.00	Recreation—Culture	242,896.68		
Other Public Works	669,618.00	Public Works	2,252,551.71		
<b>HEALTH AND WELFARE</b>		Buildings and Grounds	12,843,326.09		
County Health Department	236,301.00	Library and Education	600,974.00		
Mental Health Activities	11,330.22	Conservation			
Tubercular Patient Care		All Other			
County Hospitals, Homes	594,719.00				
County Aid to Hospitals	33,429,733.00				
Health Clinics	133,477.00				
Mosquito Extermination					
Health Services Except Environmental	2,153,948.00				
County Welfare Board	36,524,949.00				
Child Welfare					
Other Welfare Services	302,215.00				
<b>RECREATION AND CONSERVATION</b>					
Parks, Playgrounds, Shade Trees	3,304,376.00				
Land Reclamation and Conservation	250,152.00				
Other Recreational Services					

COUNTY SEAT Jersey City

Form of Government: \*Board of Chosen Freeholders 9 Members

Number of Constituent Municipalities 12

Population Census 1980 556,972

Population Census 1990 553,099

Land Area - Square Miles 46.42

Net Value on which County Taxes are Apportioned 23,731,945,427

Tax Rate \$100 .620

Tax Levy 142,163,258.91

## Distribution of Ratables:

Class	Line Items	Assessed Valuation	% of Valuation
Vacant Land	7,710	769,357,295	5.22
Residential	79,827	6,617,076,322	44.90
Farm	---	---	---
Commercial	10,414	3,046,122,002	20.67
Industrial	2,517	3,209,330,519	21.78
Apartments	4,262	1,095,480,880	7.43
<hr/>			
TOTAL	104,730	14,737,367,018	100.00

## Bond Ratings:

Moody's AAA

Standard &amp; Poors A+



## HUDSON COUNTY



1000  
 Population 1980 37,361  
 Population 1990 107,775  
 S & P Rating  
 Moody Rating AA  
 Land Area 429.60 Sq Miles 9,243,946,081

Net Valuation Taxable  
 8,765,554,860  
 Net Valuation on Which County Taxes  
 are apportioned:

**HUNTERDON COUNTY - Class 3 -**  
**Form of Government**  
**Board of Chosen Freeholders**  
**Number of Members - 3**

PER CAPITA:  
 Gross Debt 574.97  
 Net Debt 574.97  
 Debt Service 33.13  
 Total Tax Levy 269.08  
 County Functions: 346.58

PER CENT:  
 Gross Debt .71  
 Net Debt .71

EXPENDITURES		EXPENDITURES (cont'd.)		REVENUES REALIZED	
<b>GENERAL GOVERNMENT</b>		<b>EDUCATION (excluding schools)</b>		<b>Property Taxes</b>	<b>29,000,000.00</b>
Governing Body and Public Boards	759,972.00	County Superintendent of Schools	159,271.00	Financial Business Tax	
County Clerk	493,358.00	Vocational Schools		Franchise Tax	
Financial Administration	446,219.00	County College	2,790,292.00	Bank Corp. Tax	
Board of Taxation	144,570.00	County Extension Services	134,875.00	Other Miscellaneous Taxes	
Planning, Housing, Development	931,045.00	Libraries		State Aid Revenues	2,827,716.13
Human Resources	606,739.00	Other Educational Services	327,484.00	Federal Aid Revenues	
Elections	266,452.00	<b>STATUTORY EXPENDITURES</b>		State and Local Fiscal Assistance Act Utilized	
General Administration	3,166,802.59	Pensions and F.I.C.A.	2,022,000.00	Institutional Revenues	136,079.20
<b>JUDICIARY</b>		Employee Fringe Benefits	1,629,000.00	Courts	38,390.63
Superior Court Law Division	406,256.00	Other Statutory Expenditures		County Clerk & Register	537,947.78
County Courts	116,567.00	Ceta & Other Public Employment Programs		Surrogate	54,998.63
County District Courts		<b>COUNTY FUNCTIONS TOTAL</b>	33,165,609.79	Sheriff	90,407.19
Juvenile and Domestic Relations Courts		<b>CAPITAL IMPROVEMENTS *M.E.M.</b>	2,000,000.00	Other Miscellaneous Revenues	6,542,441.46
Jury Commission and Jurors' Fees	122,715.00	<b>DEBT SERVICE</b>		Other Revenues, Revenue Sharing, Tax Effort	
Law Library	76,425.00	Principal Payments	2,025,472.72	<b>TOTAL</b>	<b>39,227,981.02</b>
Prosecutor's Office	1,409,331.00	Interest Payments	1,545,677.67	<b>REVENUES TOTAL</b>	<b>43,640,299.82</b>
Surrogate's Office	146,735.00	<b>DEFERRED CHARGES</b>	615,750.14	<b>CURRENT FINANCES DECEMBER 31,</b>	
Probation Office	1,464,376.00	<b>RESERVE FOR UNCOLLECTED TAXES</b>		<b>ASSETS</b>	
County Clerk (Judicial Functions)	29,770.00	<b>EXPENDITURES TOTAL</b>	37,352,510.36	Cash Dec. 31,	16,778,551.27
Sheriff's Office (Judicial Functions)	53,000.00	<b>CAPITAL DEBT AUTHORIZED, DECEMBER 31,</b>		Taxes Receivable	563,070.33
Other Judicial		<b>ISSUED AND UNISSUED</b>		Emergencies and Other Deferred Charges	41,472.65
<b>PUBLIC SAFETY</b>		School		State Aid Receivable	
County Police	1,139,731.00	Self-liquidating		Other Receivable	2,430,216.00
Sheriff's Office	743,400.00	Other	61,967,666	<b>TOTAL</b>	<b>19,813,310.25</b>
Civil Defense and Disaster Control	20,000.00	<b>Total</b>	61,967,666	<b>LIABILITIES RESERVES, AND SURPLUS</b>	
Environmental Inspection and Control		<b>ISSUED AND OUTSTANDING</b>		Cash Liabilities	5,598,078.76
Weights and Measures	29,135.00	School		Reserves For Receivables	2,993,286.33
Correctional and Penal	1,475,827.00	Self-liquidating		Surplus Dec. 31,	11,221,945.16
Other Public Safety	25,475.00	Other		<b>TOTAL</b>	<b>19,813,310.25</b>
<b>PUBLIC WORKS</b>		<b>Total</b>			
Roads and Bridges, Streets, Drainage		<b>Equalized Valuation Basis</b>			
State Aid Motor Vehicle Fund		<b>for Net Debt Computation</b>	4,751,938,849.00		
County Funds	4,365,971.00	<b>CAPITAL OUTLAY TOTAL</b>	4,883,528.78		
Other Roads and Bridges		Public Enterprises			
Public Buildings and Grounds	1,076,050.00	Recreation—Culture	65,591.83		
Other Public Works	421,292.00	Public Works	2,607,036.01		
<b>HEALTH AND WELFARE</b>		Buildings and Grounds	2,151,275.09		
County Health Department	774,400.00	Library and Education	8,720.00		
Mental Health Activities	1,454,225.00	Conservation	50,905.95		
Tubercular Patient Care		All Other			
County Hospitals, Homes					
County Aid to Hospitals					
Health Clinics	26,542.00				
Mosquito Extermination					
Health Services Except Environmental	739,517.20				
County Welfare Board	1,677,634.00				
Child Welfare	259,000.00				
Other Welfare Services	62,275.00				
<b>RECREATION AND CONSERVATION</b>					
Parks, Playgrounds, Shade Trees	6,510.00				
Land Reclamation and Conservation	556,570.00				
Other Recreational Services	490,661.00				

COUNTY HUNTERDON

COUNTY SEAT Flemington Boro.

Form of Government: Board of Chosen Freeholders 3 Members

Number of Constituent Municipalities 26

Population Census 1980 87,361

Population Census 1990 107,776

Land Area - Square Miles 429.60

Net Value on which County Taxes are Apportioned 9,243,946,081

Tax Rate per \$100 .316

Tax Levy 29,000,000.00

Distribution of Ratables:

Class	Line Items	Assessed Valuation	% of Valuation
Vacant Land	5,693	477,265,246	5.47
Residential	31,758	5,965,522,497	68.31
Farm	8,161	775,831,929	8.88
Commercial	1,923	1,028,565,069	11.78
Industrial	163	422,089,150	4.83
Apartments	112	63,179,100	.72
<hr/>			
TOTAL	47,810	8,732,452,991	100.00

Bond Ratings:

Moody's AA

Standard & Poors --





1100  
 Population 1980 307,863  
 Population 1990 325,824  
 S & P Rating  
 Moody Rating 4A1  
 Land Area 226.00 Sq. Miles 17,822,773,270

Net Valuation Taxable  
 6,652,032,796  
 Net Valuation on Which County Taxes  
 are apportioned:

**MERCER COUNTY - Class 2 -**  
**Form of Government**  
**County Exec. Plan - (O.C.C.L. - 1972)**  
**Number of Members - 7**

PER CAPITA:  
 Gross Debt 594.64  
 Net Debt 265.44  
 Debt Service 34.23  
 Total Tax Levy 261.63  
 County Functions: 406.04

PER CENT:  
 Gross Debt 1.16  
 Net Debt .52

EXPENDITURES		EXPENDITURES (cont'd.)		REVENUES REALIZED	
<b>GENERAL GOVERNMENT</b>		<b>EDUCATION (excluding schools)</b>		<b>Property Taxes</b>	<b>91,761,511.00</b>
Governing Body and Public Boards	904,611.00	County Superintendent of Schools	98,265.00	Financial Business Tax	
County Clerk	749,945.00	Vocational Schools	3,839,981.00	Franchise Tax	161,387.17
Financial Administration	797,356.00	County College		Bank Corp. Tax	
Board of Taxation	105,528.00	County Extension Services	186,595.00	Other Miscellaneous Taxes	
Planning, Housing, Development	2,703,231.00	Libraries		State Aid Revenues	20,732,372.45
Human Resources	1,390,938.00	Other Educational Services	152,402.00	Federal Aid Revenues	1,212,986.57
Elections	1,448,522.00	<b>STATUTORY EXPENDITURES</b>		State and Local Fiscal Assistance Act Utilized	
General Administration	9,295,409.00	Pensions and F.I.C.A.	6,786,516.00	Institutional Revenues	601,478.90
<b>JUDICIARY</b>		Employee Fringe Benefits	6,375,800.00	Courts	217,708.75
Superior Court-Law Division	2,197,908.00	Other Statutory Expenditures		County Clerk & Register	2,012,723.71
County Courts	350,449.00	Ceta & Other Public Employment Programs		Surrogate	195,085.93
County District Courts		<b>COUNTY FUNCTIONS TOTAL</b>	<b>120,551,209.00</b>	Sheriff	468,703.36
Jury Commission and Jurors' Fees	75,612.00	<b>CAPITAL IMPROVEMENTS *MEMO</b>	<b>302,330.00</b>	Other Miscellaneous Revenues	11,248,714.31
Law Library	50,000.00	<b>DEBT SERVICE</b>		Other Revenues, Revenue Sharing, Tax Effort	
Prosecutor's Office	3,760,256.00	Principal Payments	6,789,000.00	<b>TOTAL</b>	<b>123,613,172.15</b>
Surrogate's Office	258,552.00	Interest Payments	4,381,565.50	Prior Years Surplus Appropriated	4,770,000.00
Probation Office	3,509,337.00	<b>DEFERRED CHARGES</b>	<b>575,239.20</b>	<b>REVENUES TOTAL</b>	<b>133,383,172.15</b>
County Clerk (Judicial Functions)	1,356,298.00	<b>RESERVE FOR UNCOLLECTED TAXES</b>		<b>CURRENT FINANCES DECEMBER 31,</b>	
Sheriff's Office (Judicial Functions)				<b>ASSETS</b>	
Other Judicial		<b>EXPENDITURES TOTAL</b>	<b>132,297,013.70</b>	Cash Dec. 31,	17,617,377.39
<b>PUBLIC SAFETY</b>		<b>CAPITAL DEBT AUTHORIZED, DECEMBER 31,</b>		Taxes Receivable	2,042,056.81
County Police	643,850.00	<b>ISSUED AND UNISSUED GROSS DEBT</b>	<b>NET DEBT</b>	Emergencies and Other Deferred Charges	552,707.00
Sheriff's Office	3,100,576.00	School		State Aid Receivable	
Civil Defense and Disaster Control	51,319.00	Self-liquidating		Other Receivable	2,361,850.59
Environmental Inspection and Control		Other	193,743,068	<b>TOTAL</b>	<b>22,573,991.79</b>
Weights and Measures	62,788.00	<b>Total</b>	<b>193,743,068</b>	<b>LIABILITIES RESERVES, AND SURPLUS</b>	
Correctional and Penal	9,677,340.00			Cash Liabilities	14,856,847.30
Other Public Safety	198,377.00			Reserves For Receivables	3,898,740.40
<b>PUBLIC WORKS</b>		<b>ISSUED AND OUTSTANDING</b>		Surplus Dec. 31,	3,616,398.09
Roads and Bridges, Streets, Drainage	1,524,955.00	School		<b>TOTAL</b>	<b>22,573,991.79</b>
State Aid Motor Vehicle Fund		Self-liquidating			
County Funds	3,070,463.00	Other			
Other Roads and Bridges		<b>Total</b>			
Public Buildings and Grounds	2,071,112.00				
Other Public Works	2,358,429.00	<b>Equalized Valuation Basis</b>			
<b>HEALTH AND WELFARE</b>		<b>for Net Debt Computation</b>	<b>16,757,214,150.33</b>		
County Health Department	263,339.00	<b>CAPITAL OUTLAY TOTAL</b>	<b>7,791,279.62</b>		
Mental Health Activities	8,456,859.00	Public Enterprises			
Tubercular Potient Core		Recreation—Culture	402,109.38		
County Hospitals, Homes		Public Works	2,424,416.63		
County Aid to Hospitals	7,048,829.00	Buildings and Grounds	4,609,753.61		
Health Clinics		Library and Education	295,000.00		
Mosquito Extermination	363,928.00	Conservation			
Health Services Except Environmental	4,247,371.00	All Other			
County Welfare Board	24,487,010.00				
Child Welfare					
Other Welfare Services	922,821.00				
<b>RECREATION AND CONSERVATION</b>					
Parks, Playgrounds, Shade Trees	5,251,902.00				
Land Reclamation and Conservation					
Other Recreational Services	66,220.00				



COUNTY SEAT Trenton CityForm of Government: \*Board of Chosen Freeholders 7 MembersNumber of Constituent Municipalities 13Population Census 1980 307,863Population Census 1990 325,824Land Area - Square Miles 226.00Net Value on which County Taxes are Apportioned 17,822,773,270Tax Rate per \$100 .517Tax Levy 91,761,511.00

## Distribution of Ratables:

Class	Line Items	Assessed Valuation	% of Valuation
Vacant Land	9,565	196,093,355	2.97
Residential	89,332	4,581,010,573	69.44
Farm	2,347	108,164,097	1.64
Commercial	5,519	1,098,021,931	16.65
Industrial	374	369,749,630	5.61
Apartments	338	243,649,820	3.69
<hr/>			
TOTAL	107,475	6,596,689,406	100.00

## Bond Ratings:

Moody's AA1Standard & Poors ---

MERCER COUNTY



1200  
 Population 1980 595,893  
 Population 1990 671,780  
 S & P Rating AA+  
 Moody Rating AAA  
 Land Area 311.00 Sq. Miles  
 Net Valuation Taxable 32,464,508,591  
 Net Valuation on Which County Taxes are apportioned: 48,477,239,593

**MIDDLESEX COUNTY - Class 2 -**  
**Form of Government**  
**Board of Chosen Freeholders**  
**Number of Members - 7**

PER CAPITA:  
 Gross Debt 453.10  
 Net Debt 446.40  
 Debt Service 44.28  
 Total Tax Levy 287.08  
 County Functions: 389.79  
 PER CENT:  
 Gross Debt .72  
 Net Debt .70

EXPENDITURES		EXPENDITURES (cont'd.)		REVENUES REALIZED	
<b>GENERAL GOVERNMENT</b>		<b>EDUCATION (excluding schools)</b>		<b>Property Taxes</b>	<b>192,855,000.00</b>
Governing Body and Public Boards	221,234.00	County Superintendent of Schools	233,249.00	Financial Business Tax	
County Clerk	924,949.00	Vocational Schools	17,205,473.00	Franchise Tax	
Financial Administration	1,047,635.00	County College	11,857,511.00	Bank Corp. Tax	
Board of Taxation	244,755.00	County Extension Services	265,065.00	Other Miscellaneous Taxes	1,581,890.00
Planning, Housing, Development	1,715,207.00	Libraries		State Aid Revenues	13,740,573.00
Human Resources	200,673.00	Other Educational Services	1,300,039.00	Federal Aid Revenues	7,716,752.00
Elections	1,391,650.00	<b>STATUTORY EXPENDITURES</b>		State and Local Fiscal Assistance Act Utilized	
General Administration	12,628,438.00	Pensions and F.I.C.A.	14,333,099.00	Institutional Revenues	21,463,806.00
<b>JUDICIARY</b>		Employee Fringe Benefits	13,240,000.00	Courts	402,219.00
Superior Court-Law Division		Other Statutory Expenditures		County Clerk & Register	3,451,091.00
County Courts	5,909,514.00	Ceta & Other Public Employment Programs		Surrogate	336,684.00
County District Courts		<b>COUNTY FUNCTIONS TOTAL</b>	231,760,795.40	Sheriff	641,776.00
Juvenile and Domestic Relations Courts		<b>CAPITAL IMPROVEMENTS *MEMO</b>	2,500,000.00	Other Miscellaneous Revenues	15,386,091.00
Jury Commission and Jurors' Fees	501,319.00	<b>DEBT SERVICE</b>		Other Revenues, Revenue Sharing, Tax Effort	
Law Library	235,035.00	Principal Payments	19,611,000.00	<b>TOTAL</b>	<b>257,575,882.00</b>
Prosecutor's Office	8,370,533.00	Interest Payments	10,138,465.00	<b>REVENUES TOTAL</b>	<b>270,775,882.00</b>
Surrogate's Office	361,337.00	<b>DEFERRED CHARGES</b>	342,830.00	<b>CURRENT FINANCES DECEMBER 31,</b>	
Probation Office	8,073,470.00	<b>RESERVE FOR UNCOLLECTED TAXES</b>		<b>ASSETS</b>	
County Clerk (Judicial Functions)	2,409,352.00	<b>EXPENDITURES TOTAL</b>	261,853,090.40	Cash Dec. 31,	36,461,515.00
Sheriff's Office (Judicial Functions)	2,757,995.00	<b>CAPITAL DEBT AUTHORIZED, DECEMBER 31,</b>		Taxes Receivable	1,263,488.00
Other Judicial		<b>ISSUED AND UNISSUED GROSS DEBT</b>		Emergencies and Other Deferred Charges	350,000.00
<b>PUBLIC SAFETY</b>		School		State Aid Receivable	4,777,906.00
County Police	352,040.00	Self-liquidating		Other Receivable	1,966,603.00
Sheriff's Office	4,125,047.00	Other	307,739,611	<b>TOTAL</b>	<b>44,819,512.00</b>
Civil Defense and Disaster Control	136,225.00	<b>Total</b>	307,739,611	<b>LIABILITIES RESERVES, AND SURPLUS</b>	
Environmental Inspection and Control		<b>ISSUED AND OUTSTANDING</b>		Cash Liabilities	22,000,443.00
Weights and Measures	321,600.00	School		Reserves For Receivables	3,230,091.00
Correctional and Penal	22,663,071.00	Self-liquidating		Surplus Dec. 31,	19,588,978.00
Other Public Safety		Other		<b>TOTAL</b>	<b>44,819,512.00</b>
<b>PUBLIC WORKS</b>		<b>Total</b>			
Roads and Bridges, Streets, Drainage		<b>Equalized Valuation Basis for Net Debt Computation</b>	42,783,049,979.00		
State Aid Motor Vehicle Fund		<b>CAPITAL OUTLAY TOTAL</b>	32,977,993.00		
County Funds	3,936,120.00	Public Enterprises			
Other Roads and Bridges		Recreation—Culture			
Public Buildings and Grounds	4,423,215.00	Public Works	76,489.00		
Other Public Works	2,243,478.00	Buildings and Grounds	29,029,504.00		
<b>HEALTH AND WELFARE</b>		Library and Education	3,872,000.00		
County Health Department	560,991.00	Conservation			
Mental Health Activities	10,172,449.00	All Other			
Tubercular Patient Care					
County Hospitals, Homes					
County Aid to Hospitals	31,203,862.00				
Health Clinics	4,900,225.40				
Mosquito Extermination	1,216,000.00				
Health Services Except Environmental	5,552,368.00				
County Welfare Board	20,493,419.00				
Child Welfare	1,619,090.00				
Other Welfare Services	707,336.00				
<b>RECREATION AND CONSERVATION</b>					
Parks, Playgrounds, Shade Trees	8,691,962.00				
Land Reclamation and Conservation	1,364,152.00				
Other Recreational Services					

COUNTY MIDDLESEX

COUNTY SEAT New Brunswick City

Form of Government: Board of Chosen Freeholders 7 Members

Number of Constituent Municipalities 25

Population Census 1980 595,893

Population Census 1990 671,780

Land Area - Square Miles 311.00

Net Value on which County Taxes are Apportioned 48,477,239,593

Tax Rate per \$100 .400

Tax Levy 192,855,000.00

Distribution of Ratables:

Class	Line Items	Assessed Valuation	% of Valuation
Vacant Land	20,729	1,289,920,900	4.00
Residential	172,682	18,685,235,700	57.98
Farm	1,819	104,427,100	.33
Commercial	7,885	4,279,245,124	13.28
Industrial	2,180	6,154,175,800	19.10
Apartments	669	1,713,735,600	5.32
<hr/>			
TOTAL	205,964	32,226,740,224	100.00

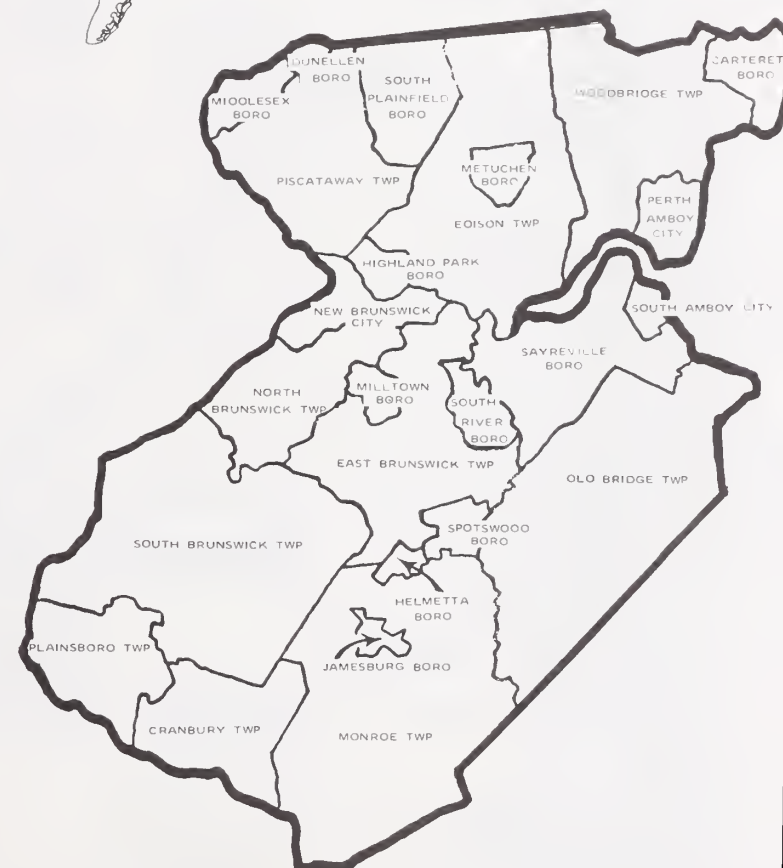
Bond Ratings:

Moody's AAA

Standard & Poors AA+



MIDDLESEX COUNTY



Population 1980 503,173

Population 1990 553,124

S &amp; P Rating AA

Moody Rating AA1

Land Area 471.57

Net Valuation Taxable

30,753,118,759

Net Valuation on Which County Taxes

are apportioned:

Sq. Miles 40,822,907,038

## MONMOUTH COUNTY - Class 5 -

Form of Government

Board of Chosen Freeholders

Number of Members - 5

PER CAPITA:

Gross Debt 530.49

Net Debt 357.26

Debt Service 40.51

Total Tax Levy 295.42

County Functions: 393.12

PER CENT:

Gross Debt .76

Net Debt .51

EXPENDITURES		EXPENDITURES (cont'd.)		REVENUES REALIZED	
<b>GENERAL GOVERNMENT</b>		<b>EDUCATION (excluding schools)</b>		<b>Property Taxes</b>	
Governing Body and Public Boards	1,823,827.73	County Superintendent of Schools	252,347.00		163,401,143.00
County Clerk	1,569,197.00	Vocational Schools	9,681,490.00	Financial Business Tax	
Financial Administration	4,324,175.92	County College	17,071,108.00	Franchise Tax	
Board of Taxation	286,835.00	County Extension Services	248,944.00	Bank Corp. Tax	
Planning, Housing, Development	1,597,810.82	Libraries	3,527.96	Other Miscellaneous Taxes	
Human Resources	4,157,236.43	Other Educational Services	692,293.18	State Aid Revenues	11,539,333.76
Elections	1,867,374.00	<b>STATUTORY EXPENDITURES</b>		Federal Aid Revenues	3,274,432.91
General Administration	11,206,627.00	Pensions and F.I.C.A.	10,740,000.00	State and Local Fiscal Assistance Act Utilized	157.40
<b>JUDICIARY</b>		Employee Fringe Benefits	13,909,000.00	Institutional Revenues	11,337,218.57
Superior Court-Law Division		Other Statutory Expenditures		Courts	675,522.36
County Courts	4,595,230.95	Ceta & Other Public Employment Programs		County Clerk & Register	3,615,609.69
County District Courts		<b>COUNTY FUNCTIONS TOTAL</b>	177,801,537.75	Surrogate	357,624.39
Juvenile and Domestic Relations Courts		<b>CAPITAL IMPROVEMENTS *MEMO</b>	2,000,000.00	Sheriff	869,538.53
Jury Commission and Jurors' Fees	349,259.00	<b>DEBT SERVICE</b>		Other Miscellaneous Revenues	27,348,632.61
Law Library	100,000.00	Principal Payments	12,837,000.00	Other Revenues, Revenue Sharing, Tax Effort	
Prosecutor's Office	8,292,002.00	Interest Payments	9,570,315.53	<b>TOTAL</b>	222,421,213.21
Surrogate's Office	474,058.00	<b>DEFERRED CHARGES</b>		Prior Years Surplus Appropriated	11,500,000.00
Probation Office	6,109,706.00	<b>RESERVE FOR UNCOLLECTED TAXES</b>		<b>REVENUES TOTAL</b>	233,921,213.21
County Clerk (Judicial Functions)	1,592,526.00	<b>EXPENDITURES TOTAL</b>	220,203,954.28	<b>CURRENT FINANCES DECEMBER 31.</b>	
Sheriff's Office (Judicial Functions)				<b>ASSETS</b>	
Other Judicial	13,193.00	<b>CAPITAL DEBT AUTHORIZED, DECEMBER 31,</b>		Cash Dec. 31,	36,420,029.43
<b>PUBLIC SAFETY</b>		<b>ISSUED AND UNISSUED GROSS DEBT</b>	<b>NET DEBT</b>	Taxes Receivable	2,092,059.82
County Police	1,561,359.26	School		Emergencies and Other Deferred Charges	
Sheriff's Office	2,289,399.00	Self-liquidating	88,300,000	State Aid Receivable	
Civil Defense and Disaster Control	97,239.00	Other	205,129,732	Other Receivable	136,348.35
Environmental Inspection and Control		Total	293,429,732	<b>TOTAL</b>	38,648,437.65
Weights and Measures	226,457.00	<b>ISSUED AND OUTSTANDING</b>		<b>LIABILITIES RESERVES, AND SURPLUS</b>	
Correctional and Penal	14,732,962.00	School		Cash Liabilities	23,342,932.43
Other Public Safety	190,330.00	Self-liquidating		Reserves For Receivables	2,228,403.17
<b>PUBLIC WORKS</b>		Other		Surplus Dec. 31,	13,077,097.00
Roads and Bridges, Streets, Drainage	20,203.43	Total		<b>TOTAL</b>	38,648,437.65
State Aid Motor Vehicle Fund		<b>Equalized Valuation Basis</b>			
County Funds	14,694,162.00	for Net Debt Computation	38,534,927,754.90		
Other Roads and Bridges		<b>CAPITAL OUTLAY TOTAL</b>	34,556,758.77		
Public Buildings and Grounds	7,342,639.40	Public Enterprises	9,489,810.47		
Other Public Works	3,011,269.36	Recreation—Culture	9,334,123.69		
<b>HEALTH AND WELFARE</b>		Public Works	165,012.39		
County Health Department	2,716,622.00	Buildings and Grounds	13,604,903.29		
Mental Health Activities	7,151,051.00	Library and Education	2,263,902.93		
Tubercular Patient Care		Conservation			
County Hospitals, Homes		All Other			
County Aid to Hospitals					
Health Clinics					
Mosquito Extermination	789,237.00				
Health Services Except Environmental	12,175,477.67				
County Welfare Board	18,465,899.32				
Child Welfare					
Other Welfare Services	761,457.00				
<b>RECREATION AND CONSERVATION</b>					
Parks, Playgrounds, Shade Trees	11,542,077.00				
Land Reclamation and Conservation	41,654.48				
Other Recreational Services	3,247.34				



COUNTY MONMOUTH

COUNTY SEAT Freehold Borough

Form of Government: Board of Chosen Freeholders 5 Members

Number of Constituent Municipalities 53

Population Census 1980 503,173

Population Census 1990 553,124

Land Area - Square Miles 471.57

Net Value on which County Taxes are Apportioned 40,822,907,038

Tax Rate per \$100 .402

Tax Levy 163,401,143.00

Distribution of Ratables:

Class	Line Items	Assessed Valuation	% of Valuation
Vacant Land	21,086	1,234,738,091	4.05
Residential	166,836	23,275,990,775	76.30
Farm	4,944	447,931,584	1.47
Commercial	8,265	4,061,376,941	13.31
Industrial	474	720,112,063	2.36
Apartments	922	763,992,300	2.50
<hr/>			
TOTAL	202,527	30,504,141,754	100.00

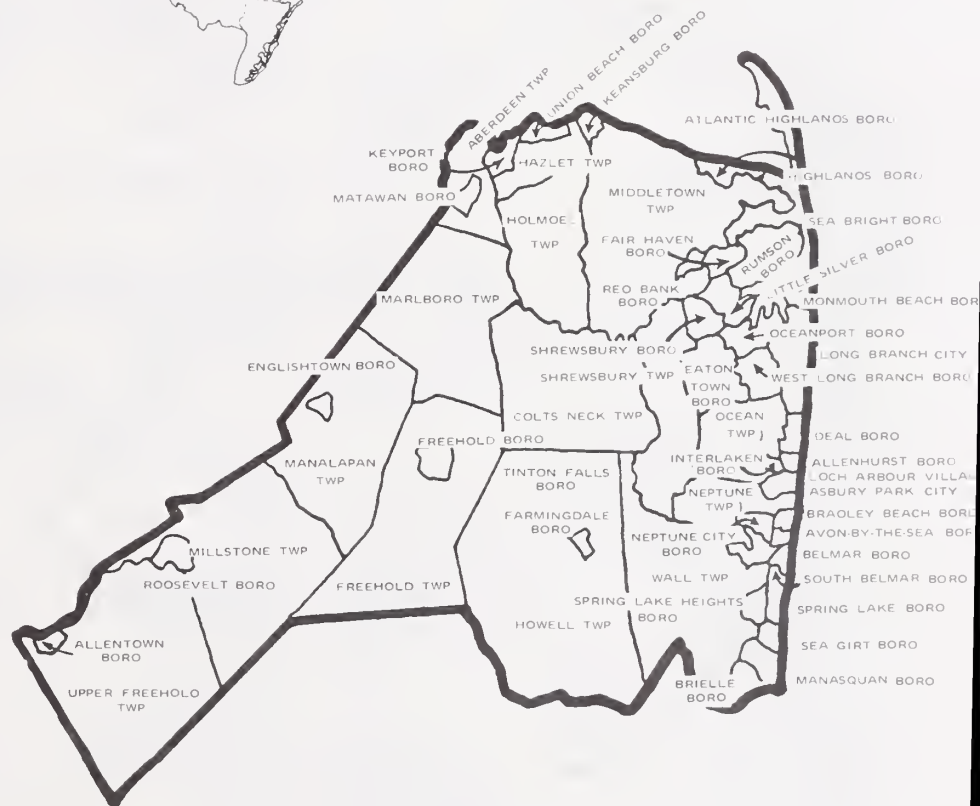
Bond Ratings:

Moody's AA1

Standard & Poors AA



MONMOUTH COUNTY





1400  
 Population 1980 407,630  
 Population 1990 421,353  
 S & P Rating AAA  
 Moody Rating AAA  
 Land Area 470.24 Sq. Miles  
 Net Valuation Taxable 24,324,062,634  
 Net Valuation on Which County Taxes are apportioned: 43,853,704,567

**MORRIS COUNTY - Class 2 -**  
**Form of Government**  
**Board of Chosen Freeholders**  
**Number of Members - 7**

PER CAPITA:  
 Gross Debt 332.07  
 Net Debt 324.00  
 Debt Service 40.68  
 Total Tax Levy 264.08  
 County Functions: 355.43  
 PER CENT:  
 Gross Debt .36  
 Net Debt .35

EXPENDITURES		EXPENDITURES (cont'd.)		REVENUES REALIZED	
<b>GENERAL GOVERNMENT</b>		<b>EDUCATION (excluding schools)</b>		<b>Property Taxes</b>	
Governing Body and Public Boards	1,344,451.00	County Superintendent of Schools	197,980.00		111,270,266.66
County Clerk	1,243,345.00	Vocational Schools	3,232,250.00	Financial Business Tax	
Financial Administration	3,076,979.00	County College	9,933,875.00	Franchise Tax	
Board of Taxation	132,900.00	County Extension Services	325,699.00	Bank Corp. Tax	
Planning, Housing, Development	3,715,266.03	Libraries	2,939,579.16	Other Miscellaneous Taxes	
Human Resources	216,751.00	Other Educational Services	380,215.00	State Aid Revenues	3,163,766.26
Elections	1,480,777.00	<b>STATUTORY EXPENDITURES</b>		Federal Aid Revenues	1,454,250.00
General Administration	8,675,759.59	Pensions and F.I.C.A.	2,042,185.32	State and Local Fiscal Assistance Act Utilized	8,706.67
<b>JUDICIARY</b>		Employee Fringe Benefits	2,375,000.00	Institutional Revenues	11,939,184.57
Superior Court-Law Division		Other Statutory Expenditures		Courts	251,303.63
County Courts	3,305,957.00	Ceta & Other Public Employment Programs		County Clerk & Register	3,634,251.87
County District Courts		<b>COUNTY FUNCTIONS TOTAL</b>	132,623,437.66	Surrogate	208,824.92
Juvenile and Domestic Relations Courts		<b>CAPITAL IMPROVEMENTS *MEMO</b>	647,000.00	Sheriff	421,042.27
Jury Commission and Jurors' Fees	460,537.00	<b>DEBT SERVICE</b>		Other Miscellaneous Revenues	14,499,775.42
Law Library	144,325.00	Principal Payments	11,417,654.73	Other Revenues, Revenue Sharing, Tax Effort	
Prosecutor's Office	8,633,605.00	Interest Payments	5,721,017.75	<b>TOTAL</b>	146,851,372.27
Surrogate's Office	353,219.00	<b>DEFERRED CHARGES</b>		Prior Years Surplus Appropriated	13,341,000.00
Probation Office		<b>RESERVE FOR UNCOLLECTED TAXES</b>		<b>REVENUES TOTAL</b>	160,192,372.27
County Clerk (Judicial Functions)	1,085,100.00	<b>EXPENDITURES TOTAL</b>	149,762,110.19	<b>CURRENT FINANCES DECEMBER 31,</b>	
Sheriff's Office (Judicial Functions)				<b>ASSETS</b>	
Other Judicial		<b>CAPITAL DEBT AUTHORIZED, DECEMBER 31,</b>		Cash Dec. 31,	31,425,645.82
<b>PUBLIC SAFETY</b>		<b>ISSUED AND UNISSUED GROSS DEBT</b>	<b>NET DEBT</b>	Taxes Receivable	439,278.47
County Police	220,738.00	School		Emergencies and Other Deferred Charges	
Sheriff's Office	5,673,315.28	Self-liquidating		State Aid Receivable	
Civil Defense and Disaster Control	202,250.00	Other	139,920,717	Other Receivable	696,668.00
Environmental Inspection and Control		<b>Total</b>	139,920,717	<b>TOTAL</b>	32,561,592.29
Weights and Measures	23,400.00			<b>LIABILITIES RESERVES, AND SURPLUS</b>	
Correctional and Penal	6,137,605.00	<b>ISSUED AND OUTSTANDING</b>		Cash Liabilities	20,019,823.83
Other Public Safety	225,400.00	School		Reserves For Receivables	1,135,946.47
<b>PUBLIC WORKS</b>		Self-liquidating		Surplus Dec. 31,	11,405,821.99
Roads and Bridges, Streets, Drainage		Other		<b>TOTAL</b>	32,561,592.29
State Aid Motor Vehicle Fund		<b>Total</b>			
County Funds	5,147,510.00	Equalized Valuation Basis			
Other Roads and Bridges		far Net Debt Computation	39,023,857,505.33		
Public Buildings and Grounds	5,302,906.67	<b>CAPITAL OUTLAY TOTAL</b>	16,803,816.00		
Other Public Works	25,000.00	Public Enterprises			
<b>HEALTH AND WELFARE</b>		Recreation—Culture	554,822.00		
County Health Department	359,550.00	Public Works	6,909,046.00		
Mental Health Activities	7,130,557.72	Buildings and Grounds	6,259,689.00		
Tubercular Patient Care		Library and Education	3,030,259.00		
County Hospitals, Homes		Conservation			
County Aid to Hospitals	25,250.00	All Other			
Health Clinics	44,000.00				
Mosquito Extermination	1,851,900.00				
Health Services Except Environmental	1,959,353.00				
County Welfare Board	21,042,717.84				
Child Welfare	1,553,360.00				
Other Welfare Services	255,844.00				
<b>RECREATION AND CONSERVATION</b>					
Parks, Playgrounds, Shade Trees	7,550,300.00				
Land Reclamation and Conservation					
Other Recreational Services					

COUNTY MORRIS

COUNTY SEAT Morristown Town

Form of Government: Board of Chosen Freeholders 7 Members

Number of Constituent Municipalities 39

Population Census 1980 407,630

Population Census 1990 421,353

Land Area - Square Miles 470.24

Net Value on which County Taxes are Apportioned 43,853,704,567

Tax Rate per \$100 .255

Tax Levy 111,270,266.66

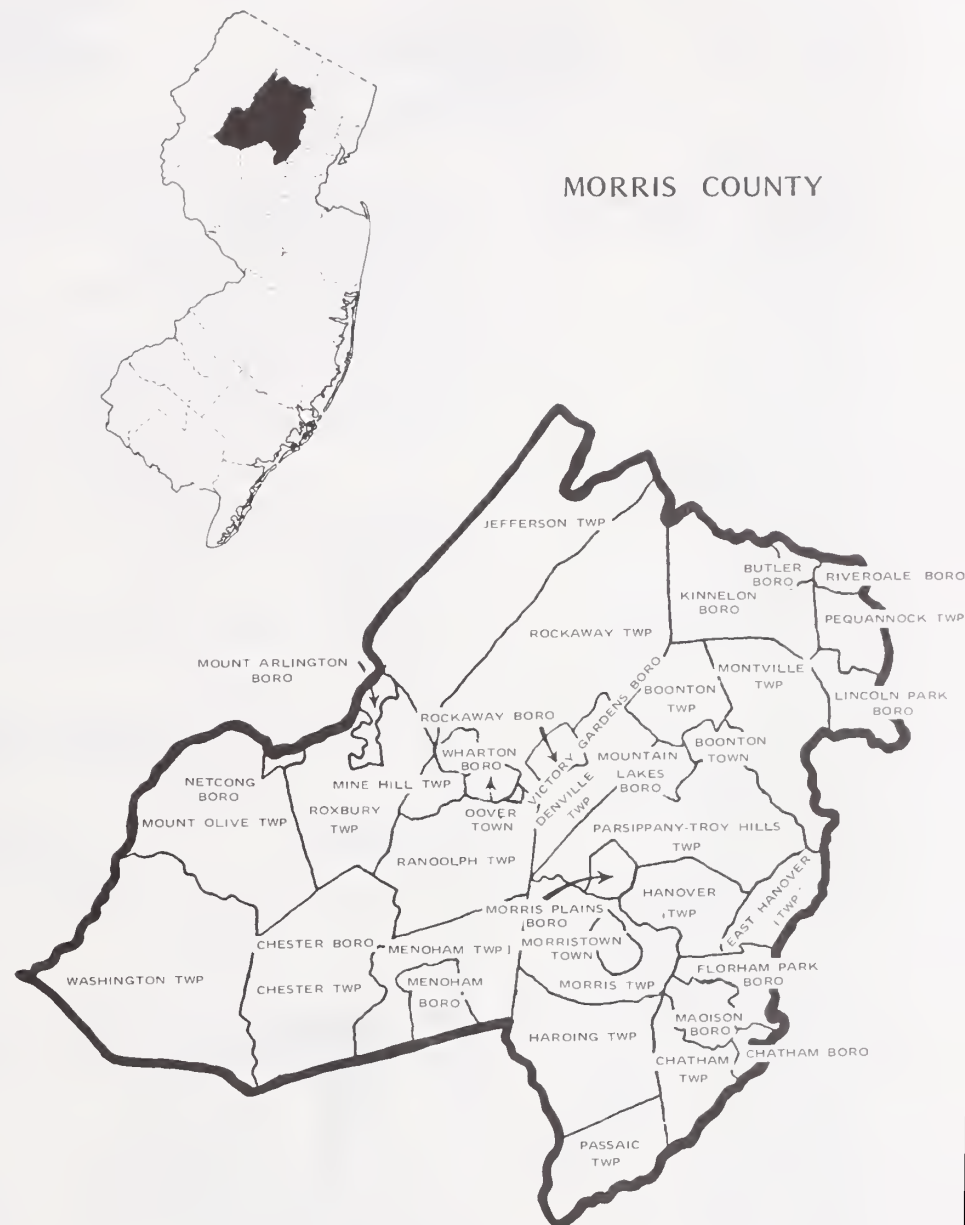
Distribution of Ratables:

Class	Line Items	Assessed Valuation	% of Valuation
Vacant Land	14,990	942,015,581	3.90
Residential	122,359	15,995,853,314	66.28
Farm	1,924	147,086,065	.61
Commercial	5,948	4,733,153,737	19.61
Industrial	848	1,668,310,257	6.91
Apartments	361	646,762,606	2.68
<hr/>			
TOTAL	146,430	24,133,181,560	100.00

Bond Ratings:

Moody's AAA

Standard & Poors AAA



1500  
 Population 1980 346,038  
 Population 1990 433,203  
 S & P Rating AA-  
 Moody Rating AA  
 Land Area 637.09 Sq. Miles 34,145,286,438

Net Valuation Taxable  
 22,836,442,300  
 Net Valuation on Which County Taxes  
 are apportioned:

**OCEAN COUNTY - Class 5 -**  
**Form of Government**  
**Board of Chosen Freeholders**  
**Number of Members - 5**

PER CAPITA  
 Gross Debt 571.40  
 Net Debt 569.53  
 Debt Service 33.67  
 Total Tax Levy 292.25  
 County Functions: 375.43

PER CENT:  
 Gross Debt .77  
 Net Debt .77

EXPENDITURES		EXPENDITURES (cont'd.)		REVENUES REALIZED	
<b>GENERAL GOVERNMENT</b>		<b>EDUCATION (excluding schools)</b>		<b>Property Taxes</b>	<b>126,602,262.79</b>
Governing Body and Public Boards	953,073.00	County Superintendent of Schools	181,045.00	Financial Business Tax	
County Clerk	1,291,442.00	Vocational Schools	9,344,213.20	Franchise Tax	
Financial Administration	2,823,188.00	County College	7,569,633.00	Bank Corp. Tax	
Board of Taxation	343,543.00	County Extension Services	252,693.00	Other Miscellaneous Taxes	
Planning, Housing, Development	2,143,851.00	Libraries		State Aid Revenues	12,406,207.00
Human Resources	4,548,256.00	Other Educational Services	3,504,610.00	Federal Aid Revenues	1,329,373.00
Elections	1,450,800.00	<b>STATUTORY EXPENDITURES</b>		State and Local Fiscal Assistance Act Utilized	
General Administration	14,678,233.00	Pensions and F.I.C.A.	6,623,733.00	Institutional Revenues	
<b>JUDICIARY</b>		Employee Fringe Benefits	9,200,000.00	Courts	246,236.00
Superior Court-Law Division	1,636,931.00	Other Statutory Expenditures		County Clerk & Register	3,222,460.00
County Courts	855,390.00	Ceta & Other Public Employment Programs		Surrogate	349,892.00
County District Courts		<b>COUNTY FUNCTIONS TOTAL</b>	<b>141,808,809.00</b>	Sheriff	396,470.00
Juvenile and Domestic Relations Courts		<b>CAPITAL IMPROVEMENTS *MEMO</b>	<b>2,973,250.00</b>	Other Miscellaneous Revenues	11,082,591.47
Jury Commission and Jurors' Fees	213,652.00	<b>DEBT SERVICE</b>		Other Revenues, Revenue Sharing, Tax Effort	
Law Library	132,400.00	Principal Payments	8,532,000.00	<b>TOTAL</b>	<b>155,635,492.26</b>
Prosecutor's Office	4,398,907.00	Interest Payments	3,221,948.00	<b>Prior Years Surplus Appropriated</b>	<b>5,000,000.00</b>
Surrogate's Office	418,612.00	<b>DEFERRED CHARGES</b>	<b>4,095,428.00</b>	<b>REVENUES TOTAL</b>	<b>160,635,492.26</b>
Probation Office	3,990,104.00	<b>RESERVE FOR UNCOLLECTED TAXES</b>			
County Clerk (Judicial Functions)	912,701.00	<b>EXPENDITURES TOTAL</b>	<b>162,659,105.00</b>	<b>CURRENT FINANCES DECEMBER 31,</b>	
Sheriff's Office (Judicial Functions)	1,021,742.00			<b>ASSETS</b>	
Other Judicial	693,758.00			Cash Dec. 31,	40,335,425.39
<b>PUBLIC SAFETY</b>				Taxes Receivable	1,364,678.79
County Police	614,112.00	<b>CAPITAL DEBT AUTHORIZED, DECEMBER 31,</b>		Emergencies and Other Deferred Charges	
Sheriff's Office	3,996,873.00	<b>ISSUED AND UNISSUED</b>		State Aid Receivable	22,350,954.70
Civil Defense and Disaster Control		<b>SCHOOL</b>		Other Receivable	22,350,954.70
Environmental Inspection and Control		Self-liquidating		<b>TOTAL</b>	<b>64,057,059.88</b>
Weights and Measures	362,423.00	Other	247,559,973		
Correctional and Penal	7,624,376.00	<b>Total</b>	<b>247,559,973</b>	<b>LIABILITIES RESERVES, AND SURPLUS</b>	
Other Public Safety	120,000.00			Cash Liabilities	27,093,754.46
<b>PUBLIC WORKS</b>				Reserves For Receivables	17,976,925.39
Roads and Bridges, Streets, Drainage	1,690,834.00	<b>ISSUED AND OUTSTANDING</b>		Surplus Dec. 31,	18,390,379.03
State Aid Motor Vehicle Fund		<b>SCHOOL</b>		<b>TOTAL</b>	<b>64,057,059.88</b>
County Funds	8,356,352.00	Self-liquidating			
Other Roads and Bridges		Other			
Public Buildings and Grounds	7,240,644.00	<b>Total</b>			
Other Public Works	6,204,656.00				
<b>HEALTH AND WELFARE</b>		<b>Equalized Valuation Basis</b>			
County Health Department	1,090,112.00	<b>for Net Debt Computation</b>	<b>32,102,035,746.00</b>		
Mental Health Activities	3,693,525.00	<b>CAPITAL OUTLAY TOTAL</b>	<b>31,260,964.16</b>		
Tubercular Patient Care					
County Hospitals, Homes		Public Enterprises			
County Aid to Hospitals	246,262.00	Recreation—Culture	2,647,354.44		
Health Clinics		Public Works	12,235,846.93		
Mosquito Extermination	925,000.00	Buildings and Grounds	15,302,117.77		
Health Services Except Environmental	1,675,632.00	Library and Education	1,075,145.02		
County Welfare Board	13,719,914.00	Conservation			
Child Welfare	2,459,744.00	All Other			
Other Welfare Services	484,636.00				
<b>RECREATION AND CONSERVATION</b>					
Parks, Playgrounds, Shade Trees	2,658,550.00				
Land Reclamation and Conservation	519,093.00				
Other Recreational Services	833,376.00				

COUNTY OCEAN

COUNTY SEAT Toms River

Form of Government: Board of Chosen Freeholders 5 Members

Number of Constituent Municipalities 33

Population Census 1980 346,038

Population Census 1990 433,203

Land Area - Square Miles 637.09

Net Value on which County Taxes are Apportioned 34,145,286,438

Tax Rate per \$100 .372

Tax Levy 126,602,262.79

## Distribution of Ratables:

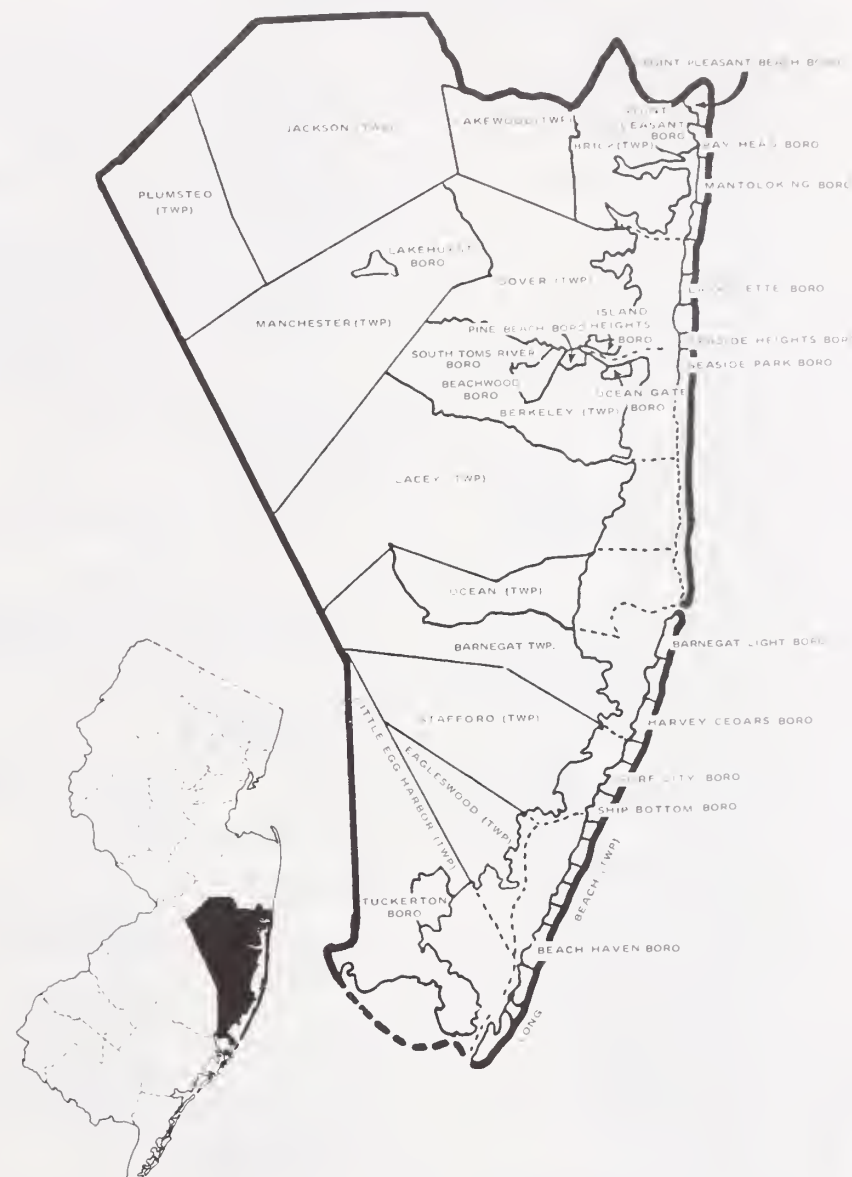
Class	Line Items	Assessed Valuation	% of Valuation
Vacant Land	59,629	1,415,681,630	6.23
Residential	183,565	18,294,903,891	80.56
Farm	844	45,236,930	.20
Commercial	5,497	2,089,135,654	9.20
Industrial	458	257,892,350	1.14
Apartments	441	608,184,346	2.68
<hr/>			
TOTAL	250,434	22,711,034,801	100.00

## Bond Ratings:

Moody's AA

Standard &amp; Poors AA-

## OCEAN COUNTY





1600  
Population 1980 447,585  
Population 1990 453,060  
S & P Rating  
Moody Rating A A  
Land Area 192.01 Sq. Miles

Net Valuation Taxable  
12,219,395,767  
Net Valuation on Which County Taxes  
are apportioned:  
24,573,756,304

**PASSAIC COUNTY - Class 2 -  
Form of Government  
Board of Chosen Freeholders  
Number of Members - 7**

PER CAPITA:  
Gross Debt 357.30  
Net Debt 347.94  
Debt Service 31.27  
Total Tax Levy 240.18  
County Functions: 382.36

PER CENT:  
Gross Debt .70  
Net Debt .68

EXPENDITURES		EXPENDITURES (cont'd.)		REVENUES REALIZED	
<b>GENERAL GOVERNMENT</b>		<b>EDUCATION (excluding schools)</b>		<b>Property Taxes</b>	<b>108,814,674.60</b>
Governing Body and Public Boards	351,927.00	County Superintendent of Schools	277,200.00	Financial Business Tax	
County Clerk	1,353,400.00	Vocational Schools	5,958,130.00	Franchise Tax	
Financial Administration	757,100.00	County College	5,299,200.00	Bank Corp. Tax	
Board of Taxation	254,200.00	County Extension Services	202,220.00	Other Miscellaneous Taxes	652,984.26
Planning Housing, Development	2,630,225.00	Libraries		State Aid Revenues	30,727,582.93
Human Resources	1,335,338.00	Other Educational Services	325,000.00	Federal Aid Revenues	2,437,781.09
Elections	1,307,500.00	<b>STATUTORY EXPENDITURES</b>		State and Local Fiscal Assistance Act Utilized	
General Administration	2,200,562.00	Pensions and F.I.C.A.	14,025,500.00	Institutional Revenues	1,116,864.10
<b>JUDICIARY</b>		Employee Fringe Benefits	10,075,000.00	Courts	392,843.08
Superior Court-Law Division	6,864,200.00	Other Statutory Expenditures	370,300.00	County Clerk & Register	2,151,113.80
County Courts	150,000.00	Ceto & Other Public Employment Programs		Surrogate	243,882.29
County District Courts		<b>COUNTY FUNCTIONS TOTAL</b>	<b>159,522,789.00</b>	Sheriff	541,750.15
Juvenile and Domestic Relations Courts		<b>CAPITAL IMPROVEMENTS *MEMO</b>	<b>1,640,000.00</b>	Other Miscellaneous Revenues	22,614,953.00
Jury Commission and Jurors' Fees	365,500.00	<b>DEBT SERVICE</b>		Other Revenues, Revenue Sharing, Tax Effort	
Law Library	37,220.00	Principal Payments	2,220,619.47	<b>TOTAL</b>	<b>169,694,429.30</b>
Prosecutor's Office	7,273,500.00	Interest Payments	5,947,836.24	<b>Prior Years Surplus Appropriated</b>	<b>3,875,000.00</b>
Surrogate's Office	515,100.00	<b>DEFERRED CHARGES</b>	<b>541,194.12</b>	<b>REVENUES TOTAL</b>	<b>173,569,429.30</b>
Probation Office	6,110,670.00	<b>RESERVE FOR UNCOLLECTED TAXES</b>			
County Clerk (Judicial Functions)	1,029,650.00	<b>EXPENDITURES TOTAL</b>	<b>173,232,440.83</b>	<b>CURRENT FINANCES DECEMBER 31,</b>	
Sheriff's Office (Judicial Functions)				<b>ASSETS</b>	
Other Judicial				Cash Dec. 31,	12,935,421.41
<b>PUBLIC SAFETY</b>		<b>CAPITAL DEBT AUTHORIZED, DECEMBER 31,</b>		Taxes Receivable	
County Police	214,800.00	<b>ISSUED AND UNISSUED GROSS DEBT</b>	<b>NET DEBT</b>	Emergencies and Other Deferred Charges	3,319,000.00
Sheriff's Office	3,270,950.00	School		State Aid Receivable	
Civil Defense and Disaster Control	135,200.00	Self-liquidating		Other Receivable	698,861.93
Environmental Inspection and Control		Other	161,878,058	<b>TOTAL</b>	<b>16,953,283.34</b>
Weights and Measures	996,331.00	<b>Total</b>	<b>161,878,058</b>	<b>LIABILITIES RESERVES, AND SURPLUS</b>	
Correctional and Penal	18,872,760.00			Cash Liabilities	7,428,529.17
Other Public Safety	371,200.00			Reserves For Receivables	3,319,014.09
<b>PUBLIC WORKS</b>		<b>ISSUED AND OUTSTANDING</b>		Surplus Dec. 31,	6,205,740.08
Roads and Bridges, Streets, Drainage		School		<b>TOTAL</b>	<b>16,953,283.34</b>
State Aid Motor Vehicle Fund		Self-liquidating			
County Funds	2,695,600.00	Other			
Other Roads and Bridges		<b>Total</b>			
Public Buildings and Grounds	3,395,600.00				
Other Public Works	1,444,251.00				
<b>HEALTH AND WELFARE</b>		<b>Equalized Valuation Basis</b>	<b>23,260,769,032.33</b>		
County Health Department	310,800.00	<b>for Net Debt Computation</b>			
Mental Health Activities	8,049,300.00	<b>CAPITAL OUTLAY TOTAL</b>	<b>42,069,481.86</b>		
Tubercular Patient Care					
County Hospitals, Homes		Public Enterprises			
County Aid to Hospitals	15,179,100.00	Recreation—Culture	364,669.57		
Health Clinics		Public Works	9,883,853.94		
Mosquito Extermination		Buildings and Grounds	31,567,321.14		
Health Services Except Environmental	2,261,570.00	Library and Education	253,637.31		
County Welfare Board	23,606,321.00	Conservation			
Child Welfare	50,000.00	All Other			
Other Welfare Services	741,250.00				
<b>RECREATION AND CONSERVATION</b>					
Parks, Playgrounds, Shade Trees	659,000.00				
Land Reclamation and Conservation	55,294.00				
Other Recreational Services					



COUNTY SEAT Paterson CityForm of Government: Board of Chosen Freeholders 7 MembersNumber of Constituent Municipalities 16Population Census 1980 447,585Population Census 1990 453,060Land Area - Square Miles 192.01Net Value on which County Taxes are Apportioned 24,573,756,304Tax Rate per \$100 .446Tax Levy 108,814,674.60

## Distribution of Ratables:

Class	Line Items	Assessed Valuation	% of Valuation
Vacant Land	9,061	443,306,527	3.65
Residential	98,476	8,689,428,655	71.50
Farm	242	15,953,810	.13
Commercial	7,221	1,749,636,542	14.40
Industrial	1,340	960,542,628	7.90
Apartments	1,055	293,547,120	2.42
<hr/>			
TOTAL	117,395	12,152,415,282	100.00

## Bond Ratings:

Moody's AAStandard & Poors --

PASSAIC COUNTY



1700

Population 1980 64,676

Population 1990 65,294

S &amp; P Rating A

Moody Rating A

Land Area 346.56 Sq. Miles

Net Valuation Taxable

1,383,625,059

Net Valuation on Which County Taxes

are apportioned:

2,168,397,683

**SALEM COUNTY - Class 3 -  
Form of Government  
Board of Chosen Freeholders  
Number of Members - 7**

PER CAPITA:

Gross Debt 115.58

Net Debt 106.12

Debt Service 14.47

Total Tax Levy 284.49

County Functions: 485.26

PER CENT:

Gross Debt .37

Net Debt .34

EXPENDITURES		EXPENDITURES (cont'd.)		REVENUES REALIZED	
<b>GENERAL GOVERNMENT</b>		<b>EDUCATION (excluding schools)</b>		<b>Property Taxes</b>	<b>18,575,502.78</b>
Governing Body and Public Boards	153,239.00	County Superintendent of Schools	124,856.00	Financial Business Tax	
County Clerk	171,064.00	Vocational Schools	998,000.00	Franchise Tax	
Financial Administration	209,402.00	County College	1,307,000.00	Bank Corp. Tax	
Board of Taxation	72,133.00	County Extension Services	159,767.00	Other Miscellaneous Taxes	2,322,973.53
Planning, Housing, Development	609,174.55	Libraries	35,500.00	State Aid Revenues	1,893,800.05
Human Resources	1,174,998.00	Other Educational Services	162,033.00	Federal Aid Revenues	666,435.00
Elections	204,730.00	<b>STATUTORY EXPENDITURES</b>		State and Local Fiscal Assistance Act Utilized	
General Administration	2,263,331.00	Pensions and F.I.C.A.	1,683,000.00	Institutional Revenues	3,293,430.47
<b>JUDICIARY</b>		Employee Fringe Benefits	1,777,000.00	Courts	59,356.97
Superior Court-Law Division	50,000.00	Other Statutory Expenditures		County Clerk & Register	275,127.35
County Courts	382,514.00	Ceta & Other Public Employment Programs		Surrogate	52,278.13
County District Courts		<b>COUNTY FUNCTIONS TOTAL</b>	<b>30,434,543.69</b>	Sheriff	36,298.56
Juvenile and Domestic Relations Courts		<b>CAPITAL IMPROVEMENTS * MEMO</b>		Other Miscellaneous Revenues	3,071,293.16
Jury Commission and Jurors' Fees	25,733.00	<b>DEBT SERVICE</b>		Other Revenues, Revenue Sharing, Tax Effort	
Law Library	14,000.00	Principal Payments	615,000.00	<b>TOTAL</b>	<b>30,266,560.00</b>
Prosecutor's Office	1,089,754.00	Interest Payments	329,489.00	<b>Prior Years Surplus Appropriated</b>	<b>1,104,374.51</b>
Surrogate's Office	107,909.00	<b>DEFERRED CHARGES</b>	<b>105,643.92</b>	<b>REVENUES TOTAL</b>	<b>31,370,920.51</b>
Probation Office	213,434.00	<b>RESERVE FOR UNCOLLECTED TAXES</b>		<b>CURRENT FINANCES DECEMBER 31,</b>	
County Clerk (Judicial Functions)	91,223.00	<b>EXPENDITURES TOTAL</b>	<b>31,634,681.61</b>	<b>ASSETS</b>	
Sheriff's Office (Judicial Functions)	107,860.00	<b>CAPITAL DEBT AUTHORIZED, DECEMBER 31,</b>		Cash Dec. 31,	3,759,963.32
Other Judicial		<b>ISSUED AND UNISSUED</b>		Taxes Receivable	41,563.75
<b>PUBLIC SAFETY</b>		<b>GROSS DEBT</b>	<b>NET DEBT</b>	Emergencies and Other Deferred Charges	325,000.00
County Police	162,319.00	School		State Aid Receivable	2,632,779.72
Sheriff's Office	438,921.00	Self-liquidating		Other Receivable	20,402.03
Civil Defense and Disaster Control	160,267.00	Other	7,546,700	<b>TOTAL</b>	<b>5,779,708.82</b>
Environmental Inspection and Control		<b>Total</b>	<b>7,546,700</b>	<b>LIABILITIES RESERVES, AND SURPLUS</b>	
Weights and Measures	323,532.00	<b>ISSUED AND OUTSTANDING</b>		Cash Liabilities	4,862,544.92
Correctional and Penal	2,627,520.75	School		Reserves For Receivables	61,365.78
Other Public Safety	237,494.00	Self-liquidating		Surplus Dec. 31,	1,855,198.12
<b>PUBLIC WORKS</b>		Other		<b>TOTAL</b>	<b>5,779,708.82</b>
Roads and Bridges, Streets, Drainage		<b>Total</b>			
State Aid Motor Vehicle Fund		<b>Equalized Valuation Basis</b>			
County Funds	3,300,379.00	<b>for Net Debt Computation</b>	<b>2,036,563,932.33</b>		
Other Roads and Bridges		<b>CAPITAL OUTLAY TOTAL</b>	<b>2,472,348.38</b>		
Public Buildings and Grounds	1,211,557.00	Public Enterprises			
Other Public Works	79,950.00	Recreation—Culture			
<b>HEALTH AND WELFARE</b>		Public Works	221,943.00		
County Health Department	73,000.00	Buildings and Grounds	434,133.43		
Mental Health Activities	1,452,200.00	Library and Education	1,766,206.95		
Tubercular Patient Care		Conservation			
County Hospitals, Homes		All Other			
County Aid to Hospitals	60,000.00				
Health Clinics					
Mosquito Extermination	137,000.00				
Health Services Except Environmental	3,781,759.39				
County Welfare Board	2,521,856.00				
Child Welfare	2,000.00				
Other Welfare Services	122,974.00				
<b>RECREATION AND CONSERVATION</b>					
Parks, Playgrounds, Shade Trees	3,000.00				
Land Reclamation and Conservation	46,300.00				
Other Recreational Services					

COUNTY SALEM

COUNTY SEAT Salem City

Form of Government: Board of Chosen Freeholders 7 Members

Number of Constituent Municipalities 15

Population Census 1980 64,676

Population Census 1990 65,294

Land Area - Square Miles 346.56

Net Value on which County Tsxes are Approtioned 2,168,397,683

Tax Rate per \$100 .858

Tax Levy 18,575,502.78

Distribution of Ratables:

Class	Line Items	Assessed Valuation	% of Valuation
Vacant Land	5,857	49,805,850	3.65
Residential	17,915	812,493,982	59.52
Farm	5,580	153,526,050	11.24
Commercial	1,139	162,963,111	11.94
Industrial	47	156,936,540	11.50
Apartments	57	29,241,100	2.14
<hr/>			
TOTAL	30,595	1,364,966,633	100.00

Bond Ratings:

Moody's A

Standard & Poors A

SALEM COUNTY



Population 1980 203,129

Population 1990 240,279

S &amp; P Rating AAA

Moody Rating AAA

Land Area 305.55

Sq Miles

Net Valuation Taxable

16,422,788,033

Net Valuation on Which County Taxes

are apportioned:

23,121,513,322

## SOMERSET COUNTY - CLASS 3 -

Form of Government

Board of Chosen Freeholders

Number of Members - 5

## PER CAPITA:

Gross Debt

643.88

Net Debt

629.48

Debt Service

76.75

Total Tax Levy

393.29

County Functions:

457.59

## PER CENT:

Gross Debt

.72

Net Debt

.70

EXPENDITURES		EXPENDITURES (cont'd.)		REVENUES REALIZED	
<b>GENERAL GOVERNMENT</b>		<b>EDUCATION (excluding schools)</b>		<b>Property Taxes</b>	<b>94,500,000.00</b>
Governing Body and Public Boards	1,027,400.84	County Superintendent of Schools	200,604.01	Financial Business Tax	
County Clerk	692,889.83	Vocational Schools	5,421,000.00	Franchise Tax	
Financial Administration	539,755.66	County College	5,482,000.00	Bank Corp. Tax	
Board of Taxation	153,729.92	County Extension Services	364,057.36	Other Miscellaneous Taxes	
Planning, Housing, Development	947,455.29	Libraries	100,000.00	State Aid Revenues	5,512,324.43
Human Resources	1,505,238.34	Other Educational Services	273,827.00	Federal Aid Revenues	726,791.23
Elections	741,052.67	<b>STATUTORY EXPENDITURES</b>		State and Local Fiscal Assistance Act Utilized	
General Administration	6,915,857.02	Pensions and F.I.C.A.	4,902,000.00	Institutional Revenues	423,631.42
<b>JUDICIARY</b>		Employee Fringe Benefits	4,204,642.35	Courts	115,294.82
Superior Court-Law Division	1,622,956.60	Other Statutory Expenditures		County Clerk & Register	2,173,037.14
County Courts	173,744.92	Ceta & Other Public Employment Programs		Surrogate	135,824.38
County District Courts		<b>COUNTY FUNCTIONS TOTAL</b>	<b>91,145,899.63</b>	Sheriff	498,050.18
Juvenile and Domestic Relations Courts		<b>CAPITAL IMPROVEMENTS *MAYO</b>	<b>2,000,000.00</b>	Other Miscellaneous Revenues	11,870,651.08
Jury Commission and Jurors' Fees	277,158.45	<b>DEBT SERVICE</b>		<b>TOTAL</b>	<b>115,955,604.68</b>
Law Library	108,020.00	Principal Payments	11,549,770.00	Prior Years Surplus Appropriated	10,226,405.00
Prosecutor's Office	4,067,197.00	Interest Payments	4,790,859.76	<b>REVENUES TOTAL</b>	<b>126,182,009.68</b>
Surrogate's Office	283,970.21	<b>DEFERRED CHARGES</b>	<b>362,526.29</b>	<b>CURRENT FINANCES DECEMBER 31,</b>	
Probation Office	3,505,551.20	<b>RESERVE FOR UNCOLLECTED TAXES</b>		<b>ASSETS</b>	
County Clerk (Judicial Functions)	377,554.54	<b>EXPENDITURES TOTAL</b>	<b>109,949,065.63</b>	Cash Dec. 31,	44,969,263.81
Sheriff's Office (Judicial Functions)		<b>CAPITAL DEBT AUTHORIZED, DECEMBER 31,</b>		Taxes Receivable	
Other Judicial		<b>ISSUED AND UNISSUED GROSS DEBT</b>	<b>NET DEBT</b>	Emergencies and Other Deferred Charges	
<b>PUBLIC SAFETY</b>		School		State Aid Receivable	
County Police	345,700.00	Self-liquidating		Other Receivable	2,743,596.28
Sheriff's Office	2,003,712.55	Other	154,710,700	<b>TOTAL</b>	<b>47,712,860.09</b>
Civil Defense and Disaster Control	134,772.35	<b>Total</b>	<b>154,710,700</b>	<b>LIABILITIES RESERVES, AND SURPLUS</b>	
Environmental Inspection and Control				Cash Liabilities	14,114,472.12
Weights and Measures	47,194.00	<b>ISSUED AND OUTSTANDING</b>		Reserves For Receivables	2,743,596.28
Correctional and Penal	5,005,533.39	School		Surplus Dec. 31,	30,854,791.69
Other Public Safety	10,000.00	Self-liquidating		<b>TOTAL</b>	<b>47,712,860.09</b>
<b>PUBLIC WORKS</b>		Other			
Roads and Bridges, Streets, Drainage		<b>Total</b>			
State Aid Motor Vehicle Fund					
County Funds	5,637,439.42	<b>Equalized Valuation Basis</b>			
Other Roads and Bridges		<b>for Net Debt Computation</b>	<b>21,536,736,727.33</b>		
Public Buildings and Grounds	4,635,412.21	<b>CAPITAL OUTLAY TOTAL</b>	<b>30,291,099.09</b>		
Other Public Works	3,475,554.21	Public Enterprises			
<b>HEALTH AND WELFARE</b>		Recreation—Culture	355,342.00		
County Health Department	162,015.38	Public Works	12,652.50		
Mental Health Activities	7,267,726.57	Buildings and Grounds	26,329,142.59		
Tubercular Patient Care		Library and Education	3,023,962.00		
County Hospitals, Homes		Conservation			
County Aid to Hospitals	75,000.00	All Other			
Health Clinics					
Mosquito Extermination	283,000.00				
Health Services Except Environmental	1,333,170.57				
County Welfare Board	7,573,321.62				
Child Welfare	75,000.00				
Other Welfare Services	140,964.00				
<b>RECREATION AND CONSERVATION</b>					
Parks, Playgrounds, Shade Trees	3,732,920.00				
Land Reclamation and Conservation	4,225,159.27				
Other Recreational Services					



COUNTY SOMERSET

COUNTY SEAT Somerville Borough

Form of Government: Board of Chosen Freeholders 5 Members

Number of Constituent Municipalities 21

Population Census 1980 203,129

Population Census 1990 240,279

Land Area - Square Miles 305.55

Net Value on which County Taxes are Apportioned 23,121,513,322

Tax Rate \$100 .410

Tax Levy 94,500,000.00

Distribution of Ratables:

Class	Line Items	Assessed Valuation	% of Valuation
Vacant Land	9,212	609,645,613	3.74
Residential	76,532	11,039,054,120	67.65
Farm	2,653	335,649,448	2.06
Commercial	3,296	3,042,223,845	18.64
Industrial	570	1,065,028,650	6.53
Apartments	411	225,641,280	1.38
<hr/>			
TOTAL	92,674	16,317,242,956	100.00

Bond Ratings:

Moody's AAA

Standard & Poors AAA



1900

Population 1980 116,119

Population 1990 130,943

S &amp; P Rating A+

Moody Rating A1

Land Area 524.71 Sq Miles 8,438,618,214

Net Valuation Taxable

5,416,567,783

Net Valuation on Which County Taxes

are apportioned.

8,438,618,214

## SUSSEX COUNTY - Class 3 -

Form of Government

Board of Chosen Freeholders

Number of Members - 3

## PER CAPITA

Gross Debt 512.90

Net Debt 503.64

Debt Service 22.35

Total Tax Levy 225.52

County Functions: 362.75

## PER CENT:

Gross Debt .35

Net Debt .34

EXPENDITURES		EXPENDITURES (cont'd.)		REVENUES REALIZED	
<b>GENERAL GOVERNMENT</b>		<b>EDUCATION (excluding schools)</b>		<b>Property Taxes</b>	
Governing Body and Public Boards	634,639.00	County Superintendent of Schools	123,165.00		29,530,000.00
County Clerk	458,350.00	Vocational Schools	4,275,390.00	Financial Business Tax	
Financial Administration	577,044.00	County College	1,830,511.00	Franchise Tax	94,484.34
Board of Taxation	144,951.00	County Extension Services	156,035.00	Bank Corp. Tax	
Planning, Housing, Development	626,127.00	Libraries		Other Miscellaneous Taxes	
Human Resources	507,079.00	Other Educational Services	56,640.00	State Aid Revenues	3,692,154.00
Elections	401,215.00	<b>STATUTORY EXPENDITURES</b>		Federal Aid Revenues	
General Administration	2,651,418.00	Pensions and F.I.C.A.	2,556,224.63	State and Local Fiscal Assistance Act Utilized	
<b>JUDICIARY</b>		Employee Fringe Benefits	2,653,503.00	Institutional Revenues	2,858,307.30
Superior Court-Low Division	670,257.00	Other Statutory Expenditures		Courts	49,627.50
County Courts	73,455.00	Ceta & Other Public Employment Programs		County Clerk & Register	931,907.27
County District Courts		<b>COUNTY FUNCTIONS TOTAL</b>	43,017,275.23	Surrogate	60,356.47
Juvenile and Domestic Relations Courts		<b>CAPITAL IMPROVEMENTS * M.E.#0</b>	250,000.00	Sheriff	159,576.13
Jury Commission and Jurors' Fees	91,213.00	<b>DEBT SERVICE</b>		Other Miscellaneous Revenues	4,879,337.10
Law Library		Principal Payments	1,423,771.00	Other Revenues, Revenue Sharing, Tax Effort	
Prosecutor's Office	2,037,736.00	Interest Payments	1,503,372.00	<b>TOTAL</b>	42,246,250.11
Surrogate's Office	175,351.00	<b>DEFERRED CHARGES</b>	1,555,352.32	Prior Years Surplus Appropriated	7,000,000.00
Probation Office	817,045.00	<b>RESERVE FOR UNCOLLECTED TAXES</b>		<b>REVENUES TOTAL</b>	49,246,250.11
County Clerk (Judicial Functions)	201,715.00	<b>EXPENDITURES TOTAL</b>	47,499,770.60	<b>CURRENT FINANCES DECEMBER 31,</b>	
Sheriff's Office (Judicial Functions)	122,256.00			<b>ASSETS</b>	
Other Judicial		<b>CAPITAL DEBT AUTHORIZED, DECEMBER 31,</b>		Cash Dec. 31,	17,216,380.00
<b>PUBLIC SAFETY</b>		<b>ISSUED AND UNISSUED</b>		Taxes Receivable	351,729.62
County Police	207,533.73	School		Emergencies and Other Deferred Charges	1,521,955.69
Sheriff's Office	756,332.00	Self-liquidating		State Aid Receivable	
Civil Defense and Disaster Control	73,247.00	Other	57,154,384	Other Receivable	1,008,048.56
Environmental Inspection and Control		<b>Total</b>	67,154,384	<b>TOTAL</b>	20,393,113.87
Weights and Measures	206,451.00	<b>ISSUED AND OUTSTANDING</b>		<b>LIABILITIES RESERVES, AND SURPLUS</b>	
Correctional and Penal	3,773,710.00	School		Cash Liabilities	9,510,211.55
Other Public Safety	36,740.00	Self-liquidating		Reserves For Receivables	1,359,773.18
<b>PUBLIC WORKS</b>		Other		Surplus Dec. 31,	9,523,124.14
Roads and Bridges, Streets, Drainage	335,536.37	<b>Total</b>		<b>TOTAL</b>	20,398,113.87
State Aid Motor Vehicle Fund		<b>Equalized Valuation Basis</b>			
County Funds	5,092,218.00	<b>for Net Debt Computation</b>	7,936,525,493.33		
Other Roads and Bridges		<b>CAPITAL OUTLAY TOTAL</b>	14,392,624.03		
Public Buildings and Grounds	1,367,044.00	Public Enterprises			
Other Public Works	97,435.00	Recreation—Culture			
<b>HEALTH AND WELFARE</b>		Public Works	4,232,803.94		
County Health Department	260,736.00	Buildings and Grounds	10,050,653.76		
Mental Health Activities	2,007,622.00	Library and Education	109,161.33		
Tubercular Patient Care		Conservation			
County Hospitals, Homes		All Other			
County Aid to Hospitals					
Health Clinics					
Mosquito Extermination	79,234.00				
Health Services Except Environmental	473,055.00				
County Welfare Board	5,744,211.00				
Child Welfare	69,800.00				
Other Welfare Services	100,523.00				
<b>RECREATION AND CONSERVATION</b>					
Parks, Playgrounds, Shode Trees	79,952.00				
Land Reclamation and Conservation	190,334.50				
Other Recreational Services	40,000.00				

COUNTY SUSSEX

COUNTY SEAT Newton Town

Form of Government: Board of Chosen Freeholders 3 Members

Number of Constituent Municipalities 24

Population Census 1980 116,119

Population Census 1990 130,943

Land Area - Square Miles 526.09

Net Value on which County Taxes are Apportioned 8,438,618,214

Tax Rate per \$100 .360

Tax Levy 29,530,000.00

Distribution of Ratables:

Class	Line Items	Assessed Valuation	% of Valuation
Vacant Land	16,776	325,530,093	6.03
Residential	45,536	4,265,272,096	79.07
Farm	5,140	215,078,301	3.98
Commercial	1,959	484,860,061	8.99
Industrial	169	67,628,240	1.25
Apartments	99	35,731,510	.66
<hr/>			
TOTAL	69,679	5,394,100,301	100.00

Bond Ratings:

Moody's A1

Standard & Poors A+



SUSSEX COUNTY



2000

Population 1980 504,094  
 Population 1990 493,819  
 S & P Rating AA+  
 Moody Rating AAA  
 Land Area 102.93 Sq Miles

Net Valuation Taxable  
 19,085,444,095  
 Net Valuation on Which County Taxes  
 are apportioned:  
 32,818,144,247

**UNION COUNTY - Class 2 -  
 Form of Government  
 County Manager Plan - (O.C.C.L. - 1972)  
 Number of Members - 9**

PER CAPITA:

Gross Debt 203.07  
 Net Debt 201.37  
 Debt Service 12.00  
 Total Tax Levy 279.23  
 County Functions: 420.98

PER CENT:

Gross Debt .32  
 Net Debt .32

EXPENDITURES		EXPENDITURES (cont'd.)		REVENUES REALIZED	
<b>GENERAL GOVERNMENT</b>		<b>EDUCATION (excluding schools)</b>		<b>Property Taxes</b>	<b>137,888,600.00</b>
Governing Body and Public Boards	532,464.00	County Superintendent of Schools	170,065.00	Financial Business Tax	
County Clerk	1,121,653.00	Vocational Schools	2,772,000.00	Franchise Tax	
Financial Administration	5,910,036.50	County College	3,750,000.00	Bank Corp. Tax	
Board of Taxation	177,654.00	County Extension Services	195,311.00	Other Miscellaneous Taxes	
Planning, Housing, Development	177,401.00	Libraries		State Aid Revenues	26,762,275.11
Human Resources	5,100,344.00	Other Educational Services	593,417.00	Federal Aid Revenues	6,852,050.00
Elections	1,667,225.00	<b>STATUTORY EXPENDITURES</b>		State and Local Fiscal Assistance Act Utilized	
General Administration	12,644,252.00	Pensions and F.I.C.A.	12,133,643.00	Institutional Revenues	10,767,061.69
<b>JUDICIARY</b>		Employee Fringe Benefits	11,232,724.00	Courts	518,623.97
Superior Court-Law Division	5,431,600.00	Other Statutory Expenditures	1,000.00	County Clerk & Register	1,589,352.60
County Courts	562,031.00	Ceta & Other Public Employment Programs		Surrogate	299,951.04
County District Courts		<b>COUNTY FUNCTIONS TOTAL</b>	<b>197,943,853.50</b>	Sheriff	397,506.78
Juvenile and Domestic Relations Courts		<b>CAPITAL IMPROVEMENTS *M.F.M.O.</b>	<b>150,000.00</b>	Other Miscellaneous Revenues	17,306,295.99
Jury Commission and Jurors' Fees		<b>DEBT SERVICE</b>		Other Revenues, Revenue Sharing, Tax Effort	
Law Library	86,351.00	Principal Payments	5,427,429.39	<b>TOTAL</b>	<b>202,381,717.18</b>
Prosecutor's Office	3,417,350.00	Interest Payments	2,953,451.50	Prior Years Surplus Appropriated	4,000,000.00
Surrogate's Office	542,766.00	<b>DEFERRED CHARGES</b>	<b>563,613.09</b>	<b>REVENUES TOTAL</b>	<b>206,381,717.18</b>
Probation Office	7,127,790.00	<b>RESERVE FOR UNCOLLECTED TAXES</b>		<b>CURRENT FINANCES DECEMBER 31,</b>	
County Clerk (Judicial Functions)	256,042.00	<b>EXPENDITURES TOTAL</b>	<b>207,833,352.48</b>	<b>ASSETS</b>	
Sheriff's Office (Judicial Functions)	5,440,573.00	<b>CAPITAL DEBT AUTHORIZED, DECEMBER 31,</b>		Cash Dec. 31,	41,639,630.82
Other Judicial		<b>ISSUED AND UNISSUED GROSS DEBT</b>	<b>NET DEBT</b>	Taxes Receivable	443,404.66
<b>PUBLIC SAFETY</b>		School		Emergencies and Other Deferred Charges	
County Police	3,257,923.00	Self-liquidating		State Aid Receivable	325,704.03
Sheriff's Office	574,100.00	Other	100,277,471	Other Receivable	1,997,556.50
Civil Defense and Disaster Control	163,430.00	<b>Total</b>	<b>100,277,471</b>	<b>TOTAL</b>	<b>44,406,296.01</b>
Environmental Inspection and Control		<b>ISSUED AND OUTSTANDING</b>		<b>LIABILITIES RESERVES, AND SURPLUS</b>	
Weights and Measures	1,184,952.00	School		Cash Liabilities	37,473,325.58
Correctional and Penal	10,974,499.00	Self-liquidating		Reserves For Receivables	2,440,961.16
Other Public Safety	5,500.00	Other		Surplus Dec. 31,	4,492,009.27
<b>PUBLIC WORKS</b>		<b>Total</b>		<b>TOTAL</b>	<b>44,406,296.01</b>
Roads and Bridges, Streets, Drainage	25,000.00	Equolized Valuation Basis			
State Aid Motor Vehicle Fund		for Net Debt Computation	31,529,355,673.00		
County Funds	2,317,434.00	<b>CAPITAL OUTLAY TOTAL</b>	<b>23,157,530.32</b>		
Other Roads and Bridges		Public Enterprises			
Public Buildings and Grounds	7,105,774.00	Recreation—Culture	103,661.38		
Other Public Works	1,924,078.00	Public Works	1,688,950.36		
<b>HEALTH AND WELFARE</b>		Buildings and Grounds	19,467,277.72		
County Health Department	452,302.00	Library and Education	1,730,620.78		
Mental Health Activities	11,233,670.00	Conservation	167,020.08		
Tubercular Patient Care		All Other			
County Hospitals, Homes					
County Aid to Hospitals	18,037,527.00				
Health Clinics					
Mosquito Extermination	588,947.00				
Health Services Except Environmental	1,942,255.00				
County Welfare Board	35,044,923.00				
Child Welfare	1,841,906.00				
Other Welfare Services					
<b>RECREATION AND CONSERVATION</b>					
Parks, Playgrounds, Shade Trees	6,405,865.00				
Land Reclamation and Conservation	15,000.00				
Other Recreational Services	17,460.00				



COUNTY SEAT Elizabeth CityForm of Government: \*Board of Chosen Freeholders 9 MembersNumber of Constituent Municipalities 21Population Census 1980 504,094Population Census 1990 493,819Land Area - Square Miles 102.93Net Value on which County Taxes are Apportioned 32,818,144,247Tax Rate per \$100 .423Tax Levy 137,888,600.00

## Distribution of Ratables:

Class	Line Items	Assessed Valuation	% of Valuation
Vacant Land	5,493	216,565,000	1.14
Residential	123,600	12,940,419,180	68.20
Farm	48	3,864,800	.02
Commercial	7,878	2,437,953,300	12.85
Industrial	1,677	2,796,945,425	14.74
Apartments	1,124	578,448,900	3.05
<hr/>			
TOTAL	139,820	18,974,196,605	100.00

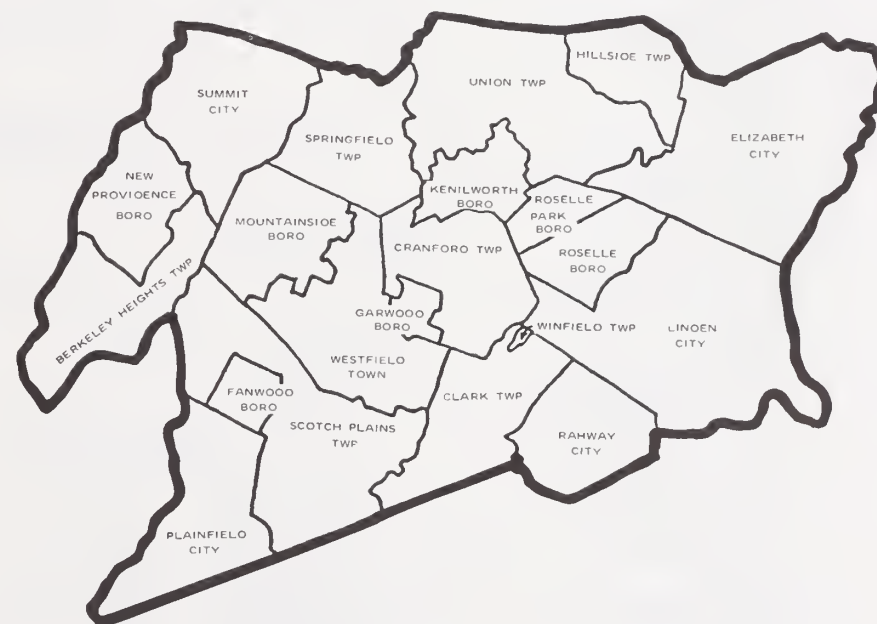
## Bond Ratings:

Moody's AAAStandard & Poors AA+

\*County Manager Plan - Optional County Charter Law, 1972



UNION COUNTY



2100

Population 1980 84,429

Population 1990 91,607

S &amp; P Rating

Moody Rating A

Land Area 361.55

Sq. Miles 5,559,073,539

Net Valuation Taxable

4,890,472,592

Net Valuation on Which County Taxes

are apportioned:

## WARREN COUNTY - Class 3 -

Form of Government

Board of Chosen Freeholders

Number of Members - 3

PER CAPITA:

Gross Debt 145.55

Net Debt 145.55

Debt Service 27.80

Total Tax Levy 365.50

County Functions: 548.13

PER CENT:

Gross Debt .26

Net Debt .26

EXPENDITURES		EXPENDITURES (cont'd.)		REVENUES REALIZED	
<b>GENERAL GOVERNMENT</b>		<b>EDUCATION (excluding schools)</b>		<b>Property Taxes</b>	<b>33,491,984.21</b>
Governing Body and Public Boards	729,537.00	County Superintendent of Schools	68,101.00	Financial Business Tax	
County Clerk	249,526.00	Vocational Schools	1,648,801.00	Franchise Tax	
Financial Administration	307,237.00	County College	1,261,997.00	Bank Corp. Tax	
Board of Taxation	115,740.00	County Extension Services	211,673.00	Other Miscellaneous Taxes	
Planning, Housing, Development	696,977.00	Libraries		State Aid Revenues	3,036,024.79
Human Resources	1,422,091.00	Other Educational Services	135,642.00	Federal Aid Revenues	3,187.47
Elections	228,021.00	<b>STATUTORY EXPENDITURES</b>		State and Local Fiscal Assistance Act Utilized	
General Administration	2,159,618.00	Pensions and F.I.C.A.	1,722,162.62	Institutional Revenues	5,035,200.88
<b>JUDICIARY</b>		Employee Fringe Benefits	3,493,000.00	Courts	62,038.76
Superior Court-Law Division	493,502.00	Other Statutory Expenditures	17,748.00	County Clerk & Register	585,739.99
County Courts	94,913.00	Ceta & Other Public Employment Programs		Surrogate	46,292.56
County District Courts		<b>COUNTY FUNCTIONS TOTAL</b>	<b>47,665,675.21</b>	Sheriff	89,110.73
Jury Commission and Jurors' Fees	84,622.00	<b>CAPITAL IMPROVEMENTS *MFM</b>		Other Miscellaneous Revenues	5,504,065.67
Law Library	28,600.00	<b>DEBT SERVICE</b>		Other Revenues, Revenue Sharing, Tax Effort	
Prosecutor's Office	1,633,134.00	Principal Payments	1,400,000.00	<b>TOTAL</b>	<b>47,843,645.05</b>
Surrogate's Office	194,595.00	Interest Payments	1,146,346.24	Prior Years Surplus Appropriated	4,937,876.78
Probation Office	1,510,034.00	<b>DEFERRED CHARGES</b>	<b>578.00</b>	<b>REVENUES TOTAL</b>	<b>52,831,521.83</b>
County Clerk (Judicial Functions)	265,074.00	<b>RESERVE FOR UNCOLLECTED TAXES</b>		<b>CURRENT FINANCES DECEMBER 31,</b>	
Sheriff's Office (Judicial Functions)		<b>EXPENDITURES TOTAL</b>	<b>50,212,599.45</b>	<b>ASSETS</b>	
Other Judicial		<b>CAPITAL DEBT AUTHORIZED, DECEMBER 31,</b>		Cash Dec. 31,	13,579,665.65
<b>PUBLIC SAFETY</b>		<b>ISSUED AND UNISSUED</b>	<b>GROSS DEBT</b>	Taxes Receivable	29,288.26
County Police	309,555.00	School		Emergencies and Other Deferred Charges	
Sheriff's Office	504,179.00	Self-liquidating		State Aid Receivable	
Civil Defense and Disaster Control	85,572.00	Other	13,333,000	Other Receivable	2,849,279.61
Environmental Inspection and Control		<b>Total</b>	<b>13,333,000</b>	<b>TOTAL</b>	<b>21,458,233.52</b>
Weights and Measures	106,056.00	<b>ISSUED AND OUTSTANDING</b>		<b>LIABILITIES RESERVES, AND SURPLUS</b>	
Correctional and Penal	2,959,735.00	School		Cash Liabilities	3,460,613.99
Other Public Safety	10,000.00	Self-liquidating		Reserves For Receivables	170,153.74
<b>PUBLIC WORKS</b>		Other		Surplus Dec. 31,	11,827,465.79
Roads and Bridges, Streets, Drainage	1,565,253.60	<b>Total</b>		<b>TOTAL</b>	<b>21,458,233.52</b>
State Aid Motor Vehicle Fund		<b>Equalized Valuation Basis</b>			
County Funds	6,522,713.00	for Net Debt Computation	5,070,496,100.33		
Other Roads and Bridges		<b>CAPITAL OUTLAY TOTAL</b>	<b>1,007,086.56</b>		
Public Buildings and Grounds	2,705,291.99	Public Enterprises			
Other Public Works		Recreation—Culture			
<b>HEALTH AND WELFARE</b>		Public Works	38,188.20		
County Health Department	92,018.00	Buildings and Grounds	268,898.36		
Mental Health Activities	1,767,690.00	Library and Education			
Tubercular Patient Care		Conservation			
County Hospitals, Homes		All Other			
County Aid to Hospitals	18,200.00				
Health Clinics					
Mosquito Extermination	217,757.00				
Health Services Except Environmental	2,545,608.00				
County Welfare Board	2,357,258.00				
Child Welfare	69,505.00				
Other Welfare Services	6,770,033.00				
<b>RECREATION AND CONSERVATION</b>					
Parks, Playgrounds, Shade Trees	7,550.00				
Land Reclamation and Conservation	247,215.00				
Other Recreational Services	15,000.00				

COUNTY WARREN

COUNTY SEAT Belvidere Town

Form of Government: Board of Chosen Freeholders 3 Members

Number of Constituent Municipalities 23

Population Census 1980 84,429

Population Census 1990 91,607

Land Area - Square Miles 361.55

Net Value on which County Taxes are Apportioned 5,559,073,539

Tax Rate per \$100 .596

Tax Levy 33,481,984.21

Distribution of Ratables:

Class	Line Items	Assessed Valuation	% of Valuation
Vacant Land	6,930	365,608,267	7.52
Residential	26,298	3,102,488,219	63.83
Farm	4,586	281,439,642	5.79
Commercial	1,783	493,270,463	10.15
Industrial	203	491,218,645	10.11
Apartments	132	126,248,700	2.60
<hr/>			
TOTAL	39,932	4,860,273,936	100.00

Bond Ratings:

Moody's A

Standard & Poors



WARREN COUNTY



# SUMMARY OF 21 COUNTY UNITS

Form of Government:	16 - Boards of Chosen Freeholders 4 - County Executive Plan (Optional County Charter Law, 1972) 1 - County Manager Plan (Optional County Charter Law, 1972)
Number of Constituent Municipalities	567
Population Census 1980	7,364,823
Population Census 1990	7,730,188
Land Area - Square Miles	7,487.32
Net Value on which County Taxes are Apportioned	512,046,200,310
County Taxes Apportioned	2,193,422,708.94

## Distribution of Ratables:

Class	Line Items	Assessed Valuation	% of Valuation
Vacant Land	346,613	13,253,113,238	3.88
Residential	2,104,335	232,766,907,010	68.21
Farm	57,527	3,363,473,677	.99
Commercial	119,091	53,724,427,793	15.74
Industrial	18,347	26,164,309,063	7.67
Apartment	17,023	11,988,075,400	3.51
TOTAL	2,662,936	341,260,306,181	100.00





S T A T E S U M M A R I E S

# SUMMARY COUNTY DATA SHEETS

EXPENDITURES		EXPENDITURES (cont'd.)		REVENUES REALIZED	
<b>GENERAL GOVERNMENT</b>		<b>EDUCATION (excluding schools)</b>		<b>Property Taxes</b>	
Governing body and Public Boards	21,103,755.51	County Superintendent of Schools	3,658,792.54		2,193,422,708.94
County Clerk	20,865,090.88	Vocational Schools	122,619,821.00	Financial Business Tax	
Financial Administration	35,392,344.03	County College	131,443,149.50	Franchise Tax	1,925,815.91
Board of Taxation	3,987,775.98	County Extension Services	4,465,021.36	Bank Corp. Tax	
Planning, Housing, Development	33,126,048.24	Libraries	3,445,757.12	Other Miscellaneous Taxes	4,557,847.79
Human Resources	57,400,440.41	Other Educational Services	23,137,939.12	State Aid Revenues	315,275,634.53
Elections	24,847,929.67	<b>STATUTORY EXPENDITURES</b>		Federal Aid Revenues	54,253,977.73
General Administration	230,694,263.88	Pensions and F.I.C.A.	133,638,159.70	State and Local Fiscal Assistance Act Utilized	79,875.31
<b>JUDICIARY</b>		Employee Fringe Benefits	155,841,069.35	Institutional Revenues	108,939,559.04
Superior Court-Law Division	37,282,292.41	Other Statutory Expenditures	1,711,765.00	Courts	7,596,347.49
County Courts	52,235,916.76	Ceta & Other Public Employment Programs		County Clerk & Register	45,323,905.27
County District Courts		<b>COUNTY FUNCTIONS TOTAL</b>	2,929,586,637.47	Surrogate	4,347,828.64
Juvenile and Domestic Relations Courts	84,757.48	<b>CAPITAL IMPROVEMENTS * MEMO</b>	26,753,667.38	Sheriff	9,808,927.67
Jury Commission and Jurors' Fees	6,753,439.45	<b>DEBT SERVICE</b>		Other Miscellaneous Revenues	433,679,086.21
Law Library	1,575,146.00	Principal Payments	165,693,706.58	Other Revenues, Revenue Sharing, Tax Effort	
Prosecutor's Office	109,143,230.33	Interest Payments	122,135,936.15	<b>TOTAL</b>	3,179,211,514.53
Surrogate's Office	7,547,091.81	<b>DEFERRED CHARGES</b>	25,277,203.32	Prior Years Surplus Appropriated	161,997,975.09
Probation Office	70,324,713.34	<b>RESERVE FOR UNCOLLECTED TAXES</b>		<b>REVENUES TOTAL</b>	3,341,209,489.62
County Clerk (Judicial Functions)	17,043,565.89	<b>EXPENDITURES TOTAL</b>	3,242,691,483.52	<b>CURRENT FINANCES DECEMBER 31, 1990</b>	
Sheriff's Office (Judicial Functions)	12,227,077.06			<b>ASSETS</b>	
Other Judicial	1,331,412.00			Cash Dec. 31,	569,894,386.00
<b>PUBLIC SAFETY</b>				Taxes Receivable	13,088,900.22
County Police	46,004,334.55	<b>CAPITAL DEBT AUTHORIZED, DECEMBER 31,</b>		Emergencies and Other Deferred Charges	43,792,860.90
Sheriff's Office	72,792,314.78	<b>ISSUED AND UNISSUED</b>		State Aid Receivable	13,276,117.76
Civil Defense and Disaster Control	5,691,140.21	School	4,250,000	Other Receivable	78,334,358.36
Environmental Inspection and Control	34,639.00	Self-liquidating	141,136,000	<b>TOTAL</b>	718,386,623.24
Weights and Measures	2,373,138.45	Other	3,545,337,689		
Correctional and Penal	203,540,929.17	<b>Total</b>	3,691,233,689	<b>LIABILITIES RESERVES, AND SURPLUS</b>	
Other Public Safety	1,266,719.36			Cash Liabilities	385,380,797.99
<b>PUBLIC WORKS</b>		<b>ISSUED AND OUTSTANDING</b>		Reserves For Receivables	71,750,594.13
Roads and Bridges, Streets, Drainage	13,150,298.74	School	17,550,980.42	Surplus Dec. 31,	261,255,231.12
State Aid Motor Vehicle Fund		Self-liquidating	11,061,327.23	<b>TOTAL</b>	718,386,623.24
County Funds	91,132,133.10	Other	6,400,137.24		
Other Roads and Bridges		<b>Total</b>	35,012,444.89		
Public Buildings and Grounds	68,062,462.75	<b>Equalized Valuation Basis</b>			
Other Public Works	47,645,417.52	for Net Debt Computation	479,748,271,301.00		
<b>HEALTH AND WELFARE</b>		<b>CAPITAL OUTLAY TOTAL</b>	422,482,724.22		
County Health Department	13,250,736.14	Public Enterprises	22,105,611.26		
Mental Health Activities	110,847,931.06	Recreation—Culture	20,029,176.69		
Tubercular Patient Care	29,000.00	Public Works	55,635,183.45		
County Hospitals, Homes	121,662,729.90	Buildings and Grounds	254,551,724.22		
County Aid to Hospitals	115,556,333.00	Library and Education	35,943,497.67		
Health Clinics	5,102,244.40	Conservation	217,925.93		
Mosquito Extermination	10,870,722.92	All Other			
Health Services Except Environmental	120,335,225.03				
County Welfare Board	351,806,048.26				
Child Welfare	11,327,256.87				
Other Welfare Services	23,640,431.58				
<b>RECREATION AND CONSERVATION</b>					
Parks, Playgrounds, Shaded Trees	77,975,152.77				
Land Reclamation and Conservation	9,042,403.93				
Other Recreational Services	1,372,235.34				

# SUMMARY MUNICIPAL DATA SHEETS

EXPENDITURES		REVENUES-REALIZED		1990 PROPERTY TAX	
GENERAL GOVERNMENT				STATE EQUALIZED TAX RATE	
Governing Body & Public Boards	16,732,446.63	1990 Property Taxes Collected	9,462,412,275.72	Local District School Taxes	4,054,613,543.55
Municipal Clerk	28,512,838.59	1990 Payments in Lieu of Taxes	60,182,278.89	Regional & Consolidated School Tax	842,180,994.49
Financial Administration	66,344,003.12	Delinquent Tax & Lien Collections	330,304,111.42	School Taxes in Municipal Budget	23,710,158.57
Assessment of Taxes	47,489,372.74	Business Personalty Replacement Taxes	156,939,928.68	County Taxes	2,209,745,361.87
Collection of Taxes	36,508,592.59	Taxes from Public Utilities	684,856,713.47	County Library Taxes	35,463,903.94
Planning, Housing & Development	62,665,867.95	Other Miscellaneous Tax Revenues	48,533,399.07	Local Municipal Purpose Taxes	2,616,509,365.58
Human Resources	114,671,078.12	State Aid Revenues	437,863,565.42	Veteran & Senior Citizen Taxes	62,424,757.00
Elections	5,989,743.17	Federal Aid Revenues	20,983,530.08	Total Taxes for Rate Computation	9,844,648,086.07
General Administration (other)	545,041,476.71	State and Local Fiscal Assistance Act Utilized	84,051.42	Special District Taxes	98,599,449.45
JUDICIARY		Sale of Acquired Property	2,786,007.92	Bank Corp. Taxes	130,103.00
Municipal Courts	63,829,339.17	Other Miscellaneous Revenues	962,395,425.40	Added and Omitted Taxes	90,517,786.62
PUBLIC SAFETY		Total	12,107,346,237.49	Total Taxes Levied - ABSTRACT	9,971,470,668.07
Fire Protection	353,162,051.50	Prior Years Surplus Appropriated	480,598,650.77	Total Taxes Billed	9,959,468,577.14
Police Protection	957,618,900.72	REVENUES TOTAL	12,647,944,938.26	1990 TAXES COLLECTED	9,462,412,275.72
Civil Defense & Disaster Control	8,026,166.55	Reserve For Uncollected Taxes	529,022,984.28	1990 Taxes Cancelled, Abated or Adjusted	48,429,015.66
Environmental Inspection & Control	69,061,210.07	CAPITAL OUTLAY TOTAL	787,894,096.72	Transfer to Tax Title Liens or Foreclosed	56,340,557.84
Other Public Safety	1,184,152.71			Balance Outstanding Dec. 31, 1990	422,412,023.57
PUBLIC WORKS				PRIOR YEARS TAXES OUTSTANDING	
Streets and Drainage	307,626,992.77	Public Enterprises	193,335,351.08	Balance January 1, 1990	394,115,615.70
Sewers and Sewage Processing	295,275,679.38	Recreation-Culture	25,493,701.40	Collected in 1990	298,568,759.67
Garbage and Trash Disposal	355,522,442.83	Public Works	207,506,435.08	Cancelled, Abated or Adjusted 1990	24,732,980.50
Public Buildings and Grounds	99,068,208.12	Buildings and Grounds	320,606,075.77	Transfers to Tax Title Liens or Foreclosed	30,855,010.06
Other Public Works	51,864,661.91	Library and Education	24,298,556.32	Balance December 31, 1990	39,958,865.47
HEALTH and WELFARE		Conservation	16,603,977.07	TAX TITLE LIENS OUTSTANDING	
Health Services Except Environmental	91,921,939.99	All Other		Balance January 1, 1990	109,275,743.24
Welfare-Public Assistance	41,045,262.44	CAPITAL DEBT AUTHORIZED, DECEMBER 31, 1990		Transfer From Taxes	92,042,570.80
Hospital, Clinics, First Aid	615,613.41	ISSUED AND UNISSUED GROSS DEBT		Redeemed in 1990	32,462,318.95
Animal, Insect, & Radent Control	5,577,509.20	School	1,807,407,375	Cancelled, Abated or Adjusted (1990)	2,130,177.33
Other Welfare Services	8,350,193.29	Self-Liquidating	1,509,823,247	Transfers to Foreclosed Property	4,242,975.27
RECREATION and CONSERVATION		Other	4,084,149,336	Balance December 31, 1990	162,482,842.49
Beaches and Boardwalks	10,650,283.94	Total	7,401,379,958	PROPERTY ACQUIRED BY DEED OR FORECLOSURE	
Parks, Playgrounds, Shade Trees	51,360,197.95	ISSUED AND OUTSTANDING		Balance January 1, 1990	314,913,287.08
Land Reclamation & Conservation	35,902,339.42	School	1,620,543,102.02	Transfers From Taxes or Liens	2,139,221.81
Other Recreational Services	59,863,018.15	Self-Liquidating	975,497,113.40	Sale for Cash (1990)	3,047,745.17
EDUCATION (excluding schools)		Other	3,114,461,791.47	Cancelled, Abated or Adjusted (1990)	1,841,087.81
Libraries	122,992,907.57	Total	5,710,502,066.89	Balance December 31, 1990	312,163,675.91
Other Educational Services	31,129,902.00	EQUALIZED VALUATION BASIS		CURRENT FINANCES DECEMBER 31, 1990	
STATUTORY EXPENDITURES		FOR NET DEBT COMPUTATION	479,748,271,304.33	ASSETS	
Pensions & F. I. C. A.	337,554,110.89	REAL PROPERTY VALUATIONS		Cash Dec. 31, 1990	1,772,001,886.85
Employee Fringe Benefits	239,280,253.22	Code Class # of Parcels % VAL'N		Taxes Receivable	462,370,894.04
Other Statutory Expenditures	2,356,813.96	1 Vacant Land		Tax Title Liens	162,482,842.49
CETA And Other Public Employment Programs	4,524,788,680.52	2 Residential		Foreclosed Property	312,163,675.91
MUNICIPAL FUNCTIONS TOTAL	43,320,024.05	3 Farm		Emergencies & Other Deferred Charges	135,315,179.91
CAPITAL IMPROVEMENTS *MEMO*		4a Commercial (SEE PAGE 48)		State and Federal Aid Receivable	103,614,294.66
DEBT SERVICE		4b Industrial		Other Receivables	135,502,444.26
Principal Payments	257,993,199.83	4c Apartments		Total	3,083,451,218.12
Interest Payments	222,919,141.02	Total		LIABILITIES, RESERVES, AND SURPLUS	
TYPE I SCHL DEBT *MEMO	63,854,139.46	Land Area 7487.32 Sq. Miles		Cash Liabilities	1,327,747,400.71
DEFERRED CHARGES	77,365,211.89	Net Valuation Taxable-Municipal	343,525,021,540.00	Reserves for Receivables	1,078,313,287.71
SCHOOL, COUNTY, SPECIAL DISTRICT TAXES	7,264,313,411.87	Net Valuation Taxable-County	512,046,200,310.00	Surplus Dec. 31, 1990	677,390,529.70
RESERVE FOR UNCOLLECTED TAXES	529,022,984.28	State Equalized Valuation	515,323,144,689.00	Total	3,083,451,218.12
EXPENDITURES TOTAL	12,876,402,629.41	State Equalization Ratio			



0199  
Population 1980 194,119  
Population 1990 224,327  
S & P Rating  
Moody Rating

General Tax Rate Per \$100.  
State Equalized Tax Rate

# SUMMARY ATLANTIC COUNTY MUNICIPALITIES

PER CAPITAL:  
Gross Debt 1,661.76  
Net Debt 751.68  
Debt Service 95.88  
Total Tax Levy 1,586.82  
Municipal Expenditures 1,090.88  
PER CENT:  
Gross Debt 2.21  
Net Debt 1.00  
Tax Levy Collected 93.21  
Tax Levy Cancelled, Abated or Adjusted .38

EXPENDITURES		REVENUES-REALIZED		1990 PROPERTY TAX	
GENERAL GOVERNMENT				STATE EQUALIZED TAX RATE	
Governing Body & Public Boards	1,748,777.67	1990 Property Taxes Collected		Local District School Taxes	103,357,639.36
Municipal Clerk	792,463.35	1990 Payments in Lieu of Taxes		Regional & Consolidated School Tax	21,610,054.76
Financial Administration	2,457,861.20	Delinquent Tax & Lien Collections		School Taxes in Municipal Budget	2,407,300.88
Assessment of Taxes	1,940,153.43	Business Personalty Replacement Taxes		County Taxes	* 82,897,249.26
Collection of Taxes	2,246,872.34	Taxes from Public Utilities		County Library Taxes	2,806,800.00
Planning, Housing & Development	2,479,903.58	Other Miscellaneous Tax Revenues		Local Municipal Purpose Taxes	136,807,419.45
Human Resources	2,847,536.31	State Aid Revenues		Veteran & Senior Citizen Taxes	2,023,972.00
Elections	106,170.94	Federal Aid Revenues		Total Taxes for Rate Computation	351,910,435.71
General Administration (other)	29,540,772.55	State and Local Fiscal Assistance Act Utilized		Special District Taxes	1,634,460.21
JUDICIARY		Sale of Acquired Property		Bank Corp. Taxes	
Municipal Courts	3,073,196.16	Other Miscellaneous Revenues		Added and Omitted Taxes	4,445,353.50
PUBLIC SAFETY		Total		Total Taxes Levied - ABSTRACT	355,966,277.42
Fire Protection	21,351,290.39	Prior Years Surplus Appropriated		Total Taxes Billed	357,277,270.25
Police Protection	47,090,654.13	REVENUES TOTAL		1990 TAXES COLLECTED	333,033,893.54
Civil Defense & Disaster Control	379,137.73	Reserve For Uncollected Taxes		1990 Taxes Cancelled, Abated or Adjusted	1,350,925.74
Environmental Inspection & Control	4,865,261.01	CAPITAL OUTLAY TOTAL		Transfer to Tax Title Liens or Foreclosed	2,211,860.61
Other Public Safety	172,466.00			Balance Outstanding Dec. 31, 1990	20,680,590.66
PUBLIC WORKS		Public Enterprises		PRIOR YEARS TAXES OUTSTANDING	
Streets and Drainage	11,263,937.64	Recreation-Culture		Balance January 1, 1990	26,026,376.75
Sewers and Sewage Processing	7,775,153.15	Public Works		Collected in 1990	14,855,732.26
Garbage and Trash Disposal	10,174,663.62	Buildings and Grounds		Cancelled, Abated or Adjusted 1990	2,122,595.73
Public Buildings and Grounds	7,890,006.51	Library and Education		Transfers to Tax Title Liens or Foreclosed	1,615,156.93
Other Public Works	853,202.34	Conservation		Balance December 31, 1990	7,432,891.83
HEALTH and WELFARE		All Other		TAX TITLE LIENS OUTSTANDING	
Health Services Except Environmental	4,602,204.55	CAPITAL DEBT AUTHORIZED, DECEMBER 31, 1990		Balance January 1, 1990	6,537,366.28
Welfare-Public Assistance	1,814,858.01	ISSUED AND UNISSUED		Transfer From Taxes	4,141,951.47
Hospital, Clinics, First Aid	4,000.00	GROSS DEBT		Redeemed in 1990	1,562,261.04
Animal, Insect, & Rodent Control	211,901.02	NET DEBT		Cancelled, Abated or Adjusted (1990)	11,778.97
Other Welfare Services		SCHOOL		Transfers to Foreclosed Property	109,921.13
RECREATION and CONSERVATION		Self-Liquidating		Balance December 31, 1990	8,995,356.61
Beaches and Boardwalks	3,388,480.52	Other		PROPERTY ACQUIRED BY DEED OR	
Parks, Playgrounds, Shade Trees	1,543,915.50	Total		FORECLOSURE	
Land Reclamation & Conservation	161,548.40	ISSUED AND OUTSTANDING		Balance January 1, 1990	15,128,335.94
Other Recreational Services	1,387,324.52	SCHOOL		Transfers From Taxes or Liens	110,039.18
EDUCATION (excluding schools)		Self-Liquidating		Sale for Cash (1990)	440,600.00
Libraries	2,959,597.25	Other		Cancelled, Abated or Adjusted (1990)	
Other Educational Services	132,140.00	Total		Balance December 31, 1990	14,797,775.12
STATUTORY EXPENDITURES		EQUALIZED VALUATION BASIS		CURRENT FINANCES DECEMBER 31, 1990	
Pensions & F. I. C. A.	15,875,459.88	FOR NET DEBT COMPUTATION		ASSETS	
Employee Fringe Benefits	5,319,047.79	REAL PROPERTY VALUATIONS		Cash Dec. 31, 1990	75,449,035.02
Other Statutory Expenditures	166,500.99	Code Class # of Parcels % VAL'N		Taxes Receivable	28,113,482.49
CETA And Other Public Employment Programs		ASSESSED VALUATION		Tax Title Liens	8,995,356.61
MUNICIPAL FUNCTIONS		1 Vacant Land		Foreclosed Property	14,797,775.12
CAPITAL IMPROVEMENTS	*MEMO*	2 Residential		Emergencies & Other Deferred Charges	2,097,467.19
DEBT SERVICE		3 Farm		State and Federal Aid Receivable	2,793,496.65
Principal Payments	12,116,249.34	4a Commercial (SEE PAGE 7)		Other Receivables	2,515,415.81
Interest Payments	9,392,791.23	4b Industrial		Total	134,762,028.89
TYPE I SCHL DEBT *MEMO	2,978,669.99	4c Apartments		LIABILITIES, RESERVES, AND SURPLUS	
DEFERRED CHARGES	842,234.51	Total		Cash Liabilities	49,723,895.44
SCHOOL, COUNTY, SPECIAL DISTRICT TAXES	214,713,504.47	Land Area 566.97 Sq. Miles		Reserves for Receivables	54,500,334.95
RESERVE FOR UNCOLLECTED TAXES	25,743,451.87	Net Valuation Taxable-Municipal		Surplus Dec. 31, 1990	30,537,798.50
EXPENDITURES TOTAL	459,427,239.90	Net Valuation Taxable-County		Total	134,762,028.89
		State Equalized Valuation			
		State Equalization Ratio			



0299

Population 1980 **845,385**  
 Population 1990 **825,380**  
 S & P Rating  
 Moody Rating

General Tax Rate Per \$100.

State Equalized Tax Rate

# SUMMARY BERGEN COUNTY MUNICIPALITIES

PER CAPITA:

Gross Debt **611.69**  
 Net Debt **459.48**  
 Debt Service **62.92**  
 Total Tax Levy **1,589.95**  
 Municipal Expenditures **795.04**

PER CENT:

Gross Debt .64  
 Net Debt .48  
 Tax Levy Collected **98.05**  
 Tax Levy Cancelled, Abated or Adjusted **.45**

EXPENDITURES		REVENUES-REALIZED		1990 PROPERTY TAX	
GENERAL GOVERNMENT				STATE EQUALIZED TAX RATE	
Governing Body & Public Boards	847,208.26	1990 Property Taxes Collected	1,275,228,906.94	Local District School Taxes	604,837,264.25
Municipal Clerk	1,421,192.24	1990 Payments in Lieu of Taxes	2,507,199.11	Regional & Consolidated School Tax	92,859,656.16
Financial Administration	5,331,934.28	Delinquent Tax & Lien Collections	22,965,890.23	School Taxes in Municipal Budget	2,644,555.75
Assessment of Taxes	5,049,843.49	Business Personalty Replacement Taxes	15,352,578.57	County Taxes	195,638,000.00
Collection of Taxes	4,546,578.73	Taxes from Public Utilities	67,136,315.19	County Library Taxes	
Planning, Housing & Development	2,991,622.73	Other Miscellaneous Tax Revenues	1,560,489.11	Local Municipal Purpose Taxes	418,432,049.58
Human Resources	6,295,795.45	State Aid Revenues	12,825,757.70	Veteran & Senior Citizen Taxes	7,413,650.00
Elections	876,452.00	Federal Aid Revenues	6,000.00	Total Taxes for Rate Computation	1,311,825,175.74
General Administration (other)	56,176,074.53	State and Local Fiscal Assistance Act Utilized	298.33	Special District Taxes	1,614,261.00
JUDICIARY		Sale of Acquired Property	12,400.00	Bank Corp. Taxes	130,103.00
Municipal Courts	6,372,673.62	Other Miscellaneous Revenues	92,166,834.18	Added and Omitted Taxes	6,157,042.28
PUBLIC SAFETY		Total	1,489,762,669.36	Total Taxes Levied - ABSTRACT	1,312,312,932.02
Fire Protection	28,223,347.30	Prior Years Surplus Appropriated	47,044,099.93	Total Taxes Billed	1,300,632,463.90
Police Protection	121,837,749.80	REVENUES TOTAL	1,536,806,769.29	1990 TAXES COLLECTED	1,275,228,906.94
Civil Defense & Disaster Control	2,607,831.89	Reserve For Uncollected Taxes	52,025,803.51	1990 Taxes Cancelled, Abated or Adjusted	5,829,653.82
Environmental Inspection & Control	7,235,203.19	CAPITAL OUTLAY TOTAL	69,791,545.33	Transfer to Tax Title Liens or Foreclosed	1,470,915.14
Other Public Safety	124,888.71			Balance Outstanding Dec. 31, 1990	33,403,458.79
PUBLIC WORKS		Public Enterprises	3,672,251.58	PRIOR YEARS TAXES OUTSTANDING	
Streets and Drainage	33,147,775.06	Recreation—Culture	1,273,642.47	Balance January 1, 1990	26,762,192.66
Sewers and Sewage Processing	59,376,025.02	Public Works	15,256,272.30	Collected in 1990	22,632,160.01
Garbage and Trash Disposal	66,782,139.31	Buildings and Grounds	46,988,717.48	Cancelled, Abated or Adjusted 1990	1,570,453.45
Public Buildings and Grounds	9,047,349.41	Library and Education	2,304,926.93	Transfers to Tax Title Liens or Foreclosed	1,147,969.48
Other Public Works	5,377,909.80	Conservation	290,734.57	Balance December 31, 1990	1,411,609.72
HEALTH and WELFARE		All Other		TAX TITLE LIENS OUTSTANDING	
Health Services Except Environmental	6,727,241.68	CAPITAL DEBT AUTHORIZED, DECEMBER 31, 1990		Balance January 1, 1990	2,210,913.36
Welfare—Public Assistance	2,010,969.41	ISSUED AND UNISSUED		Transfer From Taxes	2,783,515.65
Hospital, Clinics, First Aid	88,845.41	School	73,127,739	Redeemed in 1990	366,821.85
Animal, Insect, & Rodent Control	288,071.00	Self-Liquidating	48,327,689	Cancelled, Abated or Adjusted (1990)	25,706.03
Other Welfare Services	118,510.00	Other	383,421,863	Transfers to Foreclosed Property	1,455.09
RECREATION and CONSERVATION		Total	504,877,291	Balance December 31, 1990	4,600,446.13
Beaches and Boardwalks		ISSUED AND OUTSTANDING		PROPERTY ACQUIRED BY DEED OR FORECLOSURE	
Parks, Playgrounds, Shade Trees	7,213,201.69	School	47,409,844.56	Balance January 1, 1990	13,772,186.39
Land Reclamation & Conservation	7,915,436.72	Self-Liquidating	30,099,660.00	Transfers From Taxes or Liens	1,455.00
Other Recreational Services	7,639,806.82	Other	281,484,265.43	Sale for Cash (1990)	
EDUCATION (excluding schools)		Total	358,993,769.99	Cancelled, Abated or Adjusted (1990)	12,400.00
Libraries	22,145,764.04	EQUALIZED VALUATION BASIS		Balance December 31, 1990	13,761,241.39
Other Educational Services	123,674.33	FOR NET DEBT COMPUTATION	79,360,330,328.33	CURRENT FINANCES DECEMBER 31, 1990	
STATUTORY EXPENDITURES		REAL PROPERTY VALUATIONS		ASSETS	
Pensions & F. I. C. A.	35,879,959.76	Code Class # of Parcels % VAL'N		Cash Dec. 31, 1990	195,060,530.40
Employee Fringe Benefits	27,174,634.73	1 Vacant Land		Taxes Receivable	34,860,068.51
Other Statutory Expenditures	157,981.24	2 Residential		Tax Title Liens	4,600,446.13
CETA And Other Public Employment Programs		3 Farm		Foreclosed Property	13,760,341.38
MUNICIPAL FUNCTIONS		4a Commercial (SEE PAGE 9)		Emergencies & Other Deferred Charges	9,661,818.61
CAPITAL IMPROVEMENTS		4b Industrial		State and Federal Aid Receivable	1,634,299.90
DEBT SERVICE		4c Apartments		Other Receivables	13,800,462.57
Principal Payments	31,304,278.25	Total		Total	273,377,967.50
Interest Payments	20,626,413.76	Land Area 234.57 Sq. Miles		LIABILITIES, RESERVES, AND SURPLUS	
TYPE I SCHL DEBT *MEMO	2,644,195.58	Net Valuation Taxable—Municipal	66,992,879,298.00	Cash Liabilities	118,057,143.63
DEFERRED CHARGES	11,097,764.27	Net Valuation Taxable—County	82,937,106,553.00	Reserves for Receivables	67,029,349.00
SCHOOL, COUNTY, SPECIAL DISTRICT TAXES	837,593,737.16	State Equalized Valuation	83,637,550,544.00	Surplus Dec. 31, 1990	88,290,974.87
RESERVE FOR UNCOLLECTED TAXES	52,025,803.51	State Equalization Ratio		Total	273,377,967.50
EXPENDITURES TOTAL	1,543,806,738.60				

0399

Population 1980 362,542

Population 1990 395,066

S &amp; P Rating

Moody Rating

General Tax Rate Per \$100.

State Equalized Tax Rate

# SUMMARY BURLINGTON COUNTY MUNICIPALITIES

PER CAPITA:

Gross Debt 910.00

Net Debt 424.52

Debt Service 36.11

Total Tax Levy 985.13

Municipal Expenditures 422.06

PER CENT:

Gross Debt 2.22

Net Debt 1.03

Tax Levy Collected 94.43

Tax Levy Cancelled, Abated

or Adjusted .63

EXPENDITURES		REVENUES-REALIZED		1990 PROPERTY TAX	
GENERAL GOVERNMENT				STATE EQUALIZED TAX RATE	
Governing Body & Public Boards	338,822.00	1990 Property Taxes Collected	367,853,669.70	Local District School Taxes	161,971,024.58
Municipal Clerk	821,815.40	1990 Payments in Lieu of Taxes	39,218.43	Regional & Consolidated School Tax	43,642,863.95
Financial Administration	2,651,662.16	Delinquent Tax & Lien Collections	13,050,546.39	School Taxes in Municipal Budget	95,000.00
Assessment of Taxes	1,693,036.23	Business Personalty Replacement Taxes	3,926,240.49	County Taxes	100,530,000.00
Collection of Taxes	1,781,123.69	Taxes from Public Utilities	32,060,437.75	County Library Taxes	4,263,000.00
Planning, Housing & Development	2,008,874.23	Other Miscellaneous Tax Revenues	197,463.70	Local Municipal Purpose Taxes	64,776,522.14
Human Resources	2,657,537.44	State Aid Revenues	5,379,163.28	Veteran & Senior Citizen Taxes	2,998,069.00
Elections	47,280.39	Federal Aid Revenues	48,900.00	Total Taxes for Rate Computation	378,276,479.67
General Administration (other)	17,126,314.63	State and Local Fiscal Assistance Act Utilized		Special District Taxes	7,404,100.86
JUDICIARY		Sale of Acquired Property	35,084.92	Bank Corp. Taxes	
Municipal Courts	2,928,278.68	Other Miscellaneous Revenues	29,647,263.24	Added and Omitted Taxes	6,509,096.95
PUBLIC SAFETY		Total	452,237,987.90	Total Taxes Levied - ABSTRACT	389,191,608.48
Fire Protection	2,286,804.08	Prior Years Surplus Appropriated	27,823,976.00	Total Taxes Billed	389,564,973.23
Police Protection	30,333,945.82	REVENUES	480,061,963.90	1990 TAXES COLLECTED	367,853,669.70
Civil Defense & Disaster Control	74,329.00	Reserve for Uncollected Taxes	23,601,282.25	1990 Taxes Cancelled, Abated or Adjusted	2,438,733.02
Environmental Inspection & Control	3,774,616.29	CAPITAL OUTLAY	34,068,909.30	Transfer to Tax Title Liens or Foreclosed	1,337,109.85
Other Public Safety		TOTAL	6,667,838.71	Balance Outstanding Dec. 31, 1990	17,935,458.66
PUBLIC WORKS			1,327,005.02	PRIOR YEARS TAXES OUTSTANDING	
Streets and Drainage	12,327,198.06	Public Enterprises	6,667,838.71	Balance January 1, 1990	14,373,703.87
Sewers and Sewage Processing	3,272,418.73	Recreation—Culture	1,327,005.02	Collected in 1990	12,394,803.00
Garbage and Trash Disposal	12,598,136.01	Public Works	6,849,588.55	Cancelled, Abated or Adjusted 1990	566,909.85
Public Buildings and Grounds	3,142,856.23	Buildings and Grounds	16,608,161.28	Transfers to Tax Title Liens or Foreclosed	662,483.99
Other Public Works	2,562,496.26	Library and Education	2,615,345.74	Balance December 31, 1990	749,507.03
HEALTH and WELFARE		Conservation	970.00	TAX TITLE LIENS OUTSTANDING	
Health Services Except Environmental	1,600,165.36	All Other		Balance January 1, 1990	4,949,196.08
Welfare—Public Assistance	712,032.04	CAPITAL DEBT AUTHORIZED, DECEMBER 31, 1990		Transfer From Taxes	2,126,904.24
Hospital, Clinics, First Aid		ISSUED AND UNISSUED		Redeemed in 1990	653,991.39
Animal, Insect, & Rodent Control	214,824.33	School	105,946,291	Cancelled, Abated or Adjusted (1990)	1,411.81
Other Welfare Services	35,461.00	Self-Liquidating	105,860,332	Transfers to Foreclosed Property	15,518.75
RECREATION and CONSERVATION		Other	147,703,455	Balance December 31, 1990	6,405,178.37
Beaches and Boardwalks		Total	359,510,078	PROPERTY ACQUIRED BY DEED OR	
Parks, Playgrounds, Shade Trees	1,709,529.88	ISSUED AND OUTSTANDING		FORECLOSURE	
Land Reclamation & Conservation	520,975.66	School	92,770,655.61	Balance January 1, 1990	6,415,519.45
Other Recreational Services	1,832,221.10	Self-Liquidating	62,494,597.84	Transfers From Taxes or Liens	15,518.75
EDUCATION (excluding schools)		Other	109,934,329.46	Sale for Cash (1990)	8,000.00
Libraries	2,097,509.00	Total	265,199,582.91	Cancelled, Abated or Adjusted (1990)	
Other Educational Services	59,077.55	EQUALIZED VALUATION BASIS		Balance December 31, 1990	6,423,038.20
STATUTORY EXPENDITURES		FOR NET DEBT COMPUTATION	16,209,051,326.00	CURRENT FINANCES DECEMBER 31, 1990	
Pensions & F. I. C. A.	3,536,101.55	REAL PROPERTY VALUATIONS		ASSETS	
Employee Fringe Benefits	7,027,742.12	Code Class # of Parcels % VAL'N		Cash Dec. 31, 1990	105,423,350.43
Other Statutory Expenditures	83,655.75	1 Vacant Land		Taxes Receivable	18,684,964.69
CETA And Other Public Employment Programs		2 Residential		Tax Title Liens	6,405,178.37
MUNICIPAL FUNCTIONS		3 Farm		Foreclosed Property	6,423,038.20
CAPITAL IMPROVEMENTS		4a Commercial (SEE PAGE 11)		Emergencies & Other Deferred Charges	2,695,469.16
DEBT SERVICE		4b Industrial		State and Federal Aid Receivable	1,051,160.96
Principal Payments	7,629,006.69	4c Apartments		Other Receivables	6,831,818.48
Interest Payments	6,635,329.25	Total		Total	147,514,880.29
TYPE I SCHL DEBT *MEMO		Land Area 817.64 Sq. Miles		LIABILITIES, RESERVES, AND SURPLUS	
DEFERRED CHARGES		Net Valuation Taxable—Municipal	14,924,467,741.00	Cash Liabilities	71,418,186.89
SCHOOL, COUNTY, SPECIAL DISTRICT TAXES		Net Valuation Taxable—County	17,341,444,046.00	Reserves for Receivables	38,141,036.64
RESERVE FOR UNCOLLECTED TAXES		State Equalized Valuation	18,228,940,224.00	Surplus Dec. 31, 1990	37,955,656.76
EXPENDITURES		State Equalization Ratio		Total	147,514,880.29
TOTAL	484,646,220.72				

\*ABOVE DEBT SERVICE INCLUDES TYPE I SCHOOL DEBT



0499

Population 1980 **471,678**  
 Population 1990 **502,824**  
 S & P Rating  
 Moody Rating

General Tax Rate Per \$100.

State Equalized Tax Rate

# SUMMARY CAMDEN COUNTY MUNICIPALITIES

PER CAPITA:

Gross Debt **707.14**  
 Net Debt **412.41**  
 Debt Service **43.44**  
 Total Tax Levy **1,030.39**  
 Municipal Expenditures **524.95**

PER CENT:

Gross Debt **2.14**  
 Net Debt **1.25**  
 Tax Levy Collected **94.46**  
 Tax Levy Cancelled, Aboted or Adjusted **.39**

EXPENDITURES		REVENUES-REALIZED		1990 PROPERTY TAX	
<b>GENERAL GOVERNMENT</b>				<b>STATE EQUALIZED TAX RATE</b> →	
Governing Body & Public Boards	959,459.59	1990 Property Taxes Collected	489,690,192.70	Local District School Taxes	190,753,529.80
Municipal Clerk	543,195.00	1990 Payments in Lieu of Taxes	2,423,972.26	Regional & Consolidated School Tax	33,647,196.55
Financial Administration	2,515,028.80	Delinquent Tax & Lien Collections	17,647,457.83	School Taxes in Municipal Budget	
Assessment of Taxes	1,995,025.94	Business Personalty Replacement Taxes	7,820,173.41	County Taxes	167,634,912.00
Collection of Taxes	2,291,833.73	Taxes from Public Utilities	36,304,437.20	County Library Taxes	1,960,000.00
Planning, Housing & Development	3,955,445.26	Other Miscellaneous Tax Revenues	371,617.92	Local Municipal Purpose Taxes	104,800,935.36
Human Resources	8,699,262.59	State Aid Revenues	41,568,967.23	Veteran & Senior Citizen Taxes	4,908,850.00
Elections	331,239.69	Federal Aid Revenues	214,600.00	Total Taxes for Rate Computation	503,705,423.71
General Administration (other)	26,191,216.45	State and Local Fiscal Assistance Act Utilized	123.24	Special District Taxes	13,254,871.62
<b>JUDICIARY</b>		Sale of Acquired Property	6,628.00	Bank Corp. Taxes	
Municipal Courts	3,339,508.63	Other Miscellaneous Revenues	42,156,484.10	Added and Omitted Taxes	6,051,060.18
<b>PUBLIC SAFETY</b>		Total	638,204,653.91	Total Taxes Levied - ABSTRACT	518,102,505.51
Fire Protection	16,205,448.24	Prior Years Surplus Appropriated	22,151,382.95	Total Taxes Billed	518,435,535.83
Police Protection	51,201,150.08	<b>REVENUES</b> TOTAL	660,356,036.86	1990 TAXES COLLECTED	489,690,192.70
Civil Defense & Disaster Control	151,542.01	Reserve For Uncollected Taxes	26,541,290.08	1990 Taxes Cancelled, Aboted or Adjusted	2,041,209.13
Environmental Inspection & Control	3,813,765.31	<b>CAPITAL OUTLAY</b> TOTAL	42,312,367.41	Transfer to Tax Title Liens or Foreclosed	4,880,181.29
Other Public Safety	74,520.00			Balance Outstanding Dec. 31, 1990	21,823,898.71
<b>PUBLIC WORKS</b>		Public Enterprises	7,720,587.20	<b>PRIOR YEARS TAXES OUTSTANDING</b>	
Streets and Drainage	15,294,222.52	Recreation-Culture	2,152,011.91	Balance January 1, 1990	18,304,978.14
Sewers and Sewage Processing	1,330,760.90	Public Works	12,624,867.57	Collected in 1990	15,027,968.91
Garbage and Trash Disposal	28,116,344.60	Buildings and Grounds	19,586,917.51	Cancelled, Aboted or Adjusted 1990	475,231.85
Public Buildings and Grounds	3,118,537.86	Library and Education	191,427.32	Transfers to Tax Title Liens or Foreclosed	1,576,582.54
Other Public Works	1,568,929.51	Conservation	36,536.00	Balance December 31, 1990	1,225,194.84
<b>HEALTH and WELFARE</b>		All Other		<b>TAX TITLE LIENS OUTSTANDING</b>	
Health Services Except Environmental	1,317,791.78	<b>CAPITAL DEBT AUTHORIZED, DECEMBER 31, 1990</b>		Balance January 1, 1990	12,736,784.58
Welfare-Public Assistance	2,184,042.70	<b>ISSUED AND UNISSUED</b>		Transfer From Taxes	6,621,173.61
Hospital, Clinics, First Aid		School	109,077,984	Redeemed in 1990	2,619,488.92
Animal, Insect, & Rodent Control	137,525.00	Self-Liquidating	59,883,030	Cancelled, Aboted or Adjusted (1990)	773,969.37
Other Welfare Services	2.00	Other	186,607,801	Transfers to Foreclosed Property	533,217.28
<b>RECREATION and CONSERVATION</b>		Total	355,568,815	Balance December 31, 1990	15,431,282.62
Beaches and Boardwalks		<b>ISSUED AND OUTSTANDING</b>		<b>PROPERTY ACQUIRED BY DEED OR FORECLOSURE</b>	
Parks, Playgrounds, Shade Trees	938,691.41	School	371,516,660.97	Balance January 1, 1990	29,914,140.70
Land Reclamation & Conservation	283,501.12	Self-Liquidating	47,435,688.99	Transfers From Taxes or Liens	640,605.37
Other Recreational Services	1,654,164.72	Other	153,846,455.53	Sole for Cash (1990)	898,813.00
<b>EDUCATION (excluding schools)</b>		Total	572,798,805.49	Cancelled, Aboted or Adjusted (1990)	134,181.45
Libraries	3,488,975.69	<b>EQUALIZED VALUATION BASIS</b>		Balance December 31, 1990	29,521,751.62
Other Educational Services	538,818.78	FOR NET DEBT COMPUTATION	16,614,683,968.00	<b>CURRENT FINANCES DECEMBER 31, 1990</b>	
<b>STATUTORY EXPENDITURES</b>		<b>REAL PROPERTY VALUATIONS</b>		<b>ASSETS</b>	
Pensions & F. L. C. A.	15,040,553.71	Code Class # of Parcels % VAL'N	<b>ASSESSED VALUATION</b>	Cash Dec. 31, 1990	61,154,543.49
Employee Fringe Benefits	15,028,333.90	1 Vacant Land		Taxes Receivable	23,049,093.55
Other Statutory Expenditures	121,031.96	2 Residential		Tax Title Liens	15,431,282.62
<b>CETA And Other Public Employment Programs</b>		3 Farm		Foreclosed Property	29,521,751.62
<b>MUNICIPAL FUNCTIONS</b> TOTAL	212,429,920.38	4a Commercial (SEE PAGE 13)		Emergencies & Other Deferred Charges	6,957,355.60
<b>CAPITAL IMPROVEMENTS</b> *MEMO*	1,811,035.00	4b Industrial		State and Federal Aid Receivable	2,838,038.29
<b>DEBT SERVICE</b>		4c Apartments		Other Receivables	6,961,126.02
Principal Payments	11,453,233.05	Total		Total	145,913,191.19
Interest Payments	10,388,947.66	Land Area 222.01 Sq. Miles		<b>LIABILITIES, RESERVES, AND SURPLUS</b>	
<b>DEFERRED CHARGES</b>	3,142,070.10	Net Valuation Taxable-Municipal	9,010,719,373.00	Cash Liabilities	45,336,477.12
<b>SCHOOL, COUNTY, SPECIAL DISTRICT TAXES</b>	407,250,509.97	Net Valuation Taxable-County	17,588,317,823.00	Reserves for Receivables	73,962,963.27
<b>RESERVE FOR UNCOLLECTED TAXES</b>	26,541,290.08	State Equalized Valuation	18,527,386,585.00	Surplus Dec. 31, 1990	26,613,750.80
<b>EXPENDITURES</b> TOTAL	671,205,971.24	State Equalization Ratio		Total	145,913,191.19

Population 1980 82,266  
 Population 1990 95,087  
 S & P Rating  
 Moody Rating

General Tax Rate Per \$100.

State Equalized Tax Rate

# SUMMARY CAPE MAY COUNTY MUNICIPALITIES

## PER CAPITA:

Grass Debt 2,093.73  
 Net Debt 1,289.36  
 Debt Service 158.26  
 Total Tax Levy 1,888.27  
 Municipal Expenditures 1,340.02

## PER CENT:

Grass Debt 1.81  
 Net Debt 1.12  
 Tax Levy Collected 91.78  
 Tax Levy Cancelled, Abated or Adjusted .47

EXPENDITURES		REVENUES-REALIZED		1990 PROPERTY TAX	
GENERAL GOVERNMENT				STATE EQUALIZED TAX RATE →	
Governing Body & Public Boards	563,818.26	1990 Property Taxes Collected		Local District School Taxes	52,597,196.60
Municipal Clerk	379,403.37	1990 Payments in Lieu of Taxes		Regional & Consolidated School Tax	9,032,768.00
Financial Administration	1,638,434.20	Delinquent Tax & Lien Collections		School Taxes in Municipal Budget	153,620.00
Assessment of Taxes	1,081,706.91	Business Personalty Replacement Taxes		County Taxes	* 48,019,018.02
Collection of Taxes	1,167,536.13	Taxes from Public Utilities		County Library Taxes	1,785,495.94
Planning, Housing & Development	1,140,431.15	Other Miscellaneous Tax Revenues		Local Municipal Purpose Taxes	63,837,963.39
Human Resources	1,167,756.24	State Aid Revenues		Veteran & Senior Citizen Taxes	1,271,500.00
Elections	35,654.55	Federal Aid Revenues		Total Taxes for Rate Computation	176,697,561.95
General Administration (other)	14,331,379.01	State and Local Fiscal Assistance Act Utilized		Special District Taxes	1,887,481.59
JUDICIARY		Sale of Acquired Property		Bank Corp. Taxes	
Municipal Courts	1,450,995.05	Other Miscellaneous Revenues		Added and Omitted Taxes	2,240,353.28
PUBLIC SAFETY		Total		Total Taxes Levied - ABSTRACT	179,553,896.82
Fire Protection	7,443,023.42	Prior Years Surplus Appropriated		Total Taxes Billed	180,047,064.81
Police Protection	14,858,395.43	REVENUES TOTAL		1990 TAXES COLLECTED	165,241,696.16
Civil Defense & Disaster Control	128,772.36	Reserve For Uncollected Taxes		1990 Taxes Cancelled, Abated or Adjusted	850,953.52
Environmental Inspection & Control	1,723,180.03	CAPITAL OUTLAY TOTAL		Transfer to Tax Title Liens or Foreclosed	1,345,647.93
Other Public Safety	2,530.00			Balance Outstanding Dec. 31, 1990	12,638,764.20
PUBLIC WORKS		Public Enterprises		PRIOR YEARS TAXES OUTSTANDING	
Streets and Drainage	8,060,500.93	Recreation—Culture		Balance January 1, 1990	10,728,922.07
Sewers and Sewage Processing	9,172,838.63	Public Works		Collected in 1990	9,761,036.59
Garbage and Trash Disposal	6,391,068.37	Buildings and Grounds		Cancelled, Abated or Adjusted 1990	97,519.34
Public Buildings and Grounds	2,742,143.33	Library and Education		Transfers to Tax Title Liens or Foreclosed	640,409.93
Other Public Works	2,083,235.86	Conservation		Balance December 31, 1990	229,876.21
HEALTH and WELFARE		All Other		TAX TITLE LIENS OUTSTANDING	
Health Services Except Environmental	172,821.64	CAPITAL DEBT AUTHORIZED, DECEMBER 31, 1990		Balance January 1, 1990	1,647,053.08
Welfare-Public Assistance	509,796.70	ISSUED AND UNISSUED GROSS DEBT NET DEBT		Transfer From Taxes	2,094,735.83
Hospital, Clinics, First Aid	500.00	School 35,413,599		Redeemed in 1990	1,025,732.81
Animal, Insect, & Rodent Control	162,525.62	Self-Liquidating 43,964,195		Cancelled, Abated or Adjusted (1990)	33,728.70
Other Welfare Services		Other 119,712,858		Transfers to Foreclosed Property	1,971.00
RECREATION and CONSERVATION		Total 199,090,652		Balance December 31, 1990	2,680,356.40
Beaches and Boardwalks	3,139,642.40	ISSUED AND OUTSTANDING		PROPERTY ACQUIRED BY DEED OR FORECLOSURE	
Parks, Playgrounds, Shade Trees	1,008,745.40	School 35,353,000.00		Balance January 1, 1990	5,772,660.70
Land Reclamation & Conservation	852,539.94	Self-Liquidating 33,900,881.93		Transfers From Taxes or Liens	1,971.00
Other Recreational Services	1,554,681.81	Other 105,214,989.63		Sale for Cash (1990)	60,991.00
EDUCATION (excluding schools)		Total 174,468,871.56		Cancelled, Abated or Adjusted (1990)	9,650.00
Libraries	602,213.00	EQUALIZED VALUATION BASIS		Balance December 31, 1990	5,703,990.70
Other Educational Services	2,015,120.00	FOR NET DEBT COMPUTATION		CURRENT FINANCES DECEMBER 31, 1990	
STATUTORY EXPENDITURES		REAL PROPERTY VALUATIONS		ASSETS	
Pensions & F. I. C. A.	6,645,529.18	Code Class # of Parcels % VAL'N ASSESSED VALUATION		Cash Dec. 31, 1990	39,240,124.71
Employee Fringe Benefits	5,529,738.99	1 Vacant Land		Taxes Receivable	12,868,640.41
Other Statutory Expenditures	211,099.75	2 Residential		Tax Title Liens	2,680,356.40
CETA And Other Public Employment Programs		3 Farm		Foreclosed Property	5,703,990.70
MUNICIPAL FUNCTIONS TOTAL	97,972,878.16	4a Commercial (SEE PAGE 15)		Emergencies & Other Deferred Charges	2,421,852.20
CAPITAL IMPROVEMENTS *MEMO*	1,665,300.00	4b Industrial		State and Federal Aid Receivable	372,353.39
DEBT SERVICE		4c Apartments		Other Receivables	1,765,850.31
Principal Payments	8,514,533.65	Total		Total	65,053,168.12
Interest Payments	6,534,552.30	Land Area 263.37 Sq. Miles		LIABILITIES, RESERVES, AND SURPLUS	
TYPE I SCHL DEBT *MEMO	153,620.00	Net Valuation Taxable-Municipal		Cash Liabilities	23,907,850.83
DEFERRED CHARGES	1,186,742.53	Net Valuation Taxable-County		Reserves for Receivables	23,041,018.96
SCHOOL, COUNTY, SPECIAL DISTRICT TAXES	113,475,580.15	State Equalized Valuation		Surplus Dec. 31, 1990	18,104,298.33
RESERVE FOR UNCOLLECTED TAXES	13,212,778.89	State Equalization Ratio		Total	65,053,168.12
EXPENDITURES TOTAL	240,897,065.68				



0699

Population 1980 **132,866**  
 Population 1990 **138,053**  
 S & P Rating  
 Moody Rating

General Tax Rate Per \$100.

State Equalized Tax Rate

# SUMMARY CUMBERLAND COUNTY MUNICIPALITIES

PER CAPITA:

Gross Debt **637.18**  
 Net Debt **194.05**  
 Debt Service **34.39**  
 Total Tax Levy **756.20**  
 Municipal Expenditures **517.54**

PER CENT:

Gross Debt **2.69**  
 Net Debt **.82**  
 Tax Levy Collected **90.49**  
 Tax Levy Cancelled, Abated or Adjusted **.79**

EXPENDITURES		REVENUES-REALIZED		1990 PROPERTY TAX	
<b>GENERAL GOVERNMENT</b>				<b>STATE EQUALIZED TAX RATE</b>	
Governing Body & Public Boards	150,140.00	1990 Property Taxes Collected	94,525,267.32	Local District School Taxes	36,611,982.22
Municipal Clerk	202,030.00	1990 Payments in Lieu of Taxes	302,439.11	Regional & Consolidated School Tax	2,482,501.01
Financial Administration	5,772,395.12	Delinquent Tax & Lien Collections	6,748,338.90	School Taxes in Municipal Budget	530,410.41
Assessment of Taxes	558,282.77	Business Personalty Replacement Taxes	2,215,716.49	County Taxes	* 38,472,856.23
Collection of Taxes	764,443.13	Taxes from Public Utilities	7,458,957.95	County Library Taxes	
Planning, Housing & Development	831,525.85	Other Miscellaneous Tax Revenues	36,464.67	Local Municipal Purpose Taxes	22,394,694.11
Human Resources	5,008,089.46	State Aid Revenues	16,847,591.12	Veteran & Senior Citizen Taxes	1,583,850.00
Elections	108,754.46	Federal Aid Revenues	961,741.26	Total Taxes for Rate Computation	102,076,293.98
General Administration (other)	8,172,806.95	State and Local Fiscal Assistance Act Utilized	114.89	Special District Taxes	2,753,730.80
<b>JUDICIARY</b>		Sale of Acquired Property	165.00	Bank Corp. Taxes	
Municipal Courts	875,663.25	Other Miscellaneous Revenues	10,727,052.98	Added and Omitted Taxes	1,149,196.17
<b>PUBLIC SAFETY</b>		Total	139,823,849.69	Total Taxes Levied - ABSTRACT	104,395,370.95
Fire Protection	2,401,505.70	Prior Years Surplus Appropriated	6,607,437.18	Total Taxes Billed	104,458,204.02
Police Protection	7,062,374.94	<b>REVENUES</b>	<b>146,431,286.87</b>	<b>1990 TAXES COLLECTED</b>	<b>94,525,267.32</b>
Civil Defense & Disaster Control	88,963.99	Reserve For Uncollected Taxes	10,188,336.84	1990 Taxes Cancelled, Abated or Adjusted	823,910.12
Environmental Inspection & Control	700,194.12	<b>CAPITAL OUTLAY</b>	<b>7,007,042.71</b>	Transfer to Tax Title Liens or Foreclosed	1,074,322.36
Other Public Safety		Total		Balance Outstanding Dec. 31, 1990	8,034,704.22
<b>PUBLIC WORKS</b>				<b>PRIOR YEARS TAXES OUTSTANDING</b>	
Streets and Drainage	5,894,011.10	Public Enterprises	3,076,852.11	Balance January 1, 1990	6,976,030.48
Sewers and Sewage Processing	167,250.00	Recreation—Culture	36,860.77	Collected in 1990	6,104,579.74
Garbage and Trash Disposal	2,592,543.77	Public Works	1,270,852.86	Cancelled, Abated or Adjusted 1990	86,768.30
Public Buildings and Grounds	1,441,780.53	Buildings and Grounds	1,234,071.36	Transfers to Tax Title Liens or Foreclosed	485,681.03
Other Public Works	144,450.00	Library and Education	1,388,405.61	Balance December 31, 1990	299,001.41
<b>HEALTH and WELFARE</b>		Conservation		<b>TAX TITLE LIENS OUTSTANDING</b>	
Health Services Except Environmental	2,132,298.37	All Other		Balance January 1, 1990	3,231,170.28
Welfare—Public Assistance	1,308,037.52	<b>CAPITAL DEBT AUTHORIZED, DECEMBER 31, 1990</b>		Transfer From Taxes	1,646,460.88
Hospital, Clinics, First Aid	3,200.00	<b>ISSUED AND UNISSUED</b>	<b>GROSS DEBT</b>	Redeemed in 1990	646,357.16
Animal, Insect, & Rodent Control	114,300.75	School	44,547,047	Cancelled, Abated or Adjusted (1990)	
Other Welfare Services		Self-Liquidating	25,292,304	Transfers to Foreclosed Property	39,205.08
<b>RECREATION and CONSERVATION</b>		Other	18,125,593	Balance December 31, 1990	4,192,068.92
Beaches and Boardwalks		Total	87,964,944	<b>PROPERTY ACQUIRED BY DEED OR FORECLOSURE</b>	
Parks, Playgrounds, Shade Trees	512,534.00	<b>ISSUED AND OUTSTANDING</b>		Balance January 1, 1990	3,866,717.49
Land Reclamation & Conservation	183,587.00	School	29,601,000.31	Transfers From Taxes or Liens	44,316.38
Other Recreational Services	761,154.00	Self-Liquidating	16,665,920.97	Sale for Cash (1990)	87,988.50
<b>EDUCATION (excluding schools)</b>		Other	13,735,912.96	Cancelled, Abated or Adjusted (1990)	220,372.60
Libraries	1,001,799.00	Total	60,002,834.24	Balance December 31, 1990	3,602,672.57
Other Educational Services	103,765.00	<b>EQUALIZED VALUATION BASIS</b>		<b>CURRENT FINANCES DECEMBER 31, 1990</b>	
<b>STATUTORY EXPENDITURES</b>		<b>FOR NET DEBT COMPUTATION</b>	<b>3,264,604,445.00</b>	<b>ASSETS</b>	
Pensions & F. L. C. A.	3,219,111.70	<b>REAL PROPERTY VALUATIONS</b>		Cash Dec. 31, 1990	30,062,579.36
Employee Fringe Benefits	3,090,925.33	Code Class # of Parcels % VAL'N	<b>ASSESSED VALUATION</b>	Taxes Receivable	8,333,705.63
Other Statutory Expenditures	22,930.60	1 Vacant Land		Tax Title Liens	4,192,068.92
<b>CETA And Other Public Employment Programs</b>		2 Residential		Foreclosed Property	3,602,672.57
<b>MUNICIPAL FUNCTIONS</b>		3 Farm		Emergencies & Other Deferred Charges	541,907.84
<b>CAPITAL IMPROVEMENTS</b>	<b>*MEMO*</b>	4a Commercial (SEE PAGE 17)		State and Federal Aid Receivable	5,165,483.55
<b>DEBT SERVICE</b>		4b Industrial		Other Receivables	3,778,189.32
Principal Payments	3,177,028.17	4c Apartments		Total	55,676,607.19
Interest Payments	1,570,603.62	Total		<b>LIABILITIES, RESERVES, AND SURPLUS</b>	
<b>TYPE I SCHL DEBT *MEMO</b>		Land Area 501.73 Sq. Miles		Cash Liabilities	23,048,443.32
<b>DEFERRED CHARGES</b>		Net Valuation Taxable-Municipal	3,088,171,988.00	Reserves for Receivables	19,843,428.37
<b>SCHOOL, COUNTY, SPECIAL DISTRICT TAXES</b>		Net Valuation Taxable-County	3,437,349,031.00	Surplus Dec. 31, 1990	12,784,735.50
<b>RESERVE FOR UNCOLLECTED TAXES</b>		State Equalized Valuation	3,668,796,015.00	Total	55,676,607.19
<b>EXPENDITURES</b>	<b>TOTAL</b>	State Equalization Ratio			
	152,299,924.59				

Population 1980 **851,116**  
 Population 1990 **778,206**  
 S & P Rating  
 Moody Rating

General Tax Rate Per \$100.

State Equalized Tax Rate

# SUMMARY ESSEX COUNTY MUNICIPALITIES

## PER CAPITA:

Gross Debt **843.30**  
 Net Debt **378.23**  
 Debt Service **67.77**  
 Total Tax Levy **1,169.43**  
 Municipal Expenditures **1,004.01**

## PER CENT:

Gross Debt **1.80**  
 Net Debt **.81**  
 Tax Levy Collected **93.77**  
 Tax Levy Cancelled, Abated or Adjusted **.43**

EXPENDITURES		REVENUES-REALIZED		1990 PROPERTY TAX	
GENERAL GOVERNMENT				STATE EQUALIZED TAX RATE	
Governing Body & Public Boards	4,209,303.61	1990 Property Taxes Collected		Local District School Taxes	373,843,810.91
Municipal Clerk	13,776,057.34	1990 Payments in Lieu of Taxes		Regional & Consolidated School Tax	13,561,590.18
Financial Administration	7,357,724.37	Delinquent Tax & Lien Collections		School Taxes in Municipal Budget	2,059,308.72
Assessment of Taxes	2,976,676.75	Business Personalty Replacement Taxes		County Taxes	227,256,530.91
Collection of Taxes	2,947,401.45	Taxes from Public Utilities		County Library Taxes	
Planning, Housing & Development	5,205,677.99	Other Miscellaneous Tax Revenues		Local Municipal Purpose Taxes	287,806,340.73
Human Resources	15,240,726.76	State Aid Revenues		Veteran & Senior Citizen Taxes	3,773,850.00
Elections	898,436.06	Federal Aid Revenues		Total Taxes for Rate Computation	908,301,431.45
General Administration (other)	88,227,404.72	State and Local Fiscal Assistance Act Utilized		Special District Taxes	1,001,000.00
JUDICIARY		Sole of Acquired Property		Bank Corp. Taxes	
Municipal Courts	7,436,362.81	Other Miscellaneous Revenues		Added and Omitted Taxes	4,529,242.53
PUBLIC SAFETY		Prior Years Surplus Appropriated		Total Taxes Levied - ABSTRACT	910,057,823.98
Fire Protection	74,743,284.80	REVENUES		Total Taxes Billed	910,619,019.93
Police Protection	113,489,353.73	Reserve For Uncollected Taxes		1990 TAXES COLLECTED	853,871,084.14
Civil Defense & Disaster Control	393,642.42	CAPITAL OUTLAY		1990 Taxes Cancelled, Abated or Adjusted	3,876,634.28
Environmental Inspection & Control	4,794,975.05	Public Enterprises		Transfer to Tax Title Liens or Foreclosed	6,304,204.48
Other Public Safety	185,120.00	Recreation-Culture		Balance Outstanding Dec. 31, 1990	44,567,097.03
PUBLIC WORKS		Public Works		PRIOR YEARS TAXES OUTSTANDING	
Streets and Drainage	23,785,790.28	Buildings and Grounds		Balance January 1, 1990	45,851,700.11
Sewers and Sewage Processing	74,913,175.29	Library and Education		Collected in 1990	25,834,172.71
Garbage and Trash Disposal	32,206,315.67	Conservation		Cancelled, Abated or Adjusted 1990	7,246,704.06
Public Buildings and Grounds	18,057,810.39	All Other		Transfers to Tax Title Liens or Foreclosed	3,155,595.26
Other Public Works	8,035,330.32	CAPITAL DEBT AUTHORIZED, DECEMBER 31, 1990		Balance December 31, 1990	9,615,228.08
HEALTH and WELFARE		ISSUED AND UNISSUED		TAX TITLE LIENS OUTSTANDING	
Health Services Except Environmental	21,301,870.54	SCHOOL		Balance January 1, 1990	23,024,676.55
Welfare-Public Assistance	10,799,910.06	Self-Liquidating		Transfer From Taxes	9,999,968.16
Hospital, Clinics, First Aid	5,500.00	Other		Redeemed in 1990	8,444,342.91
Animal, Insect, & Rodent Control	403,571.16	Total		Cancelled, Abated or Adjusted (1990)	307,799.63
Other Welfare Services	4,100,359.96	ISSUED AND OUTSTANDING		Transfers to Foreclosed Property	2,351,929.58
RECREATION and CONSERVATION		SCHOOL		Balance December 31, 1990	21,920,572.59
Beaches and Boardwalks	8,180,092.34	Self-Liquidating		PROPERTY ACQUIRED BY DEED OR FORECLOSURE	
Parks, Playgrounds, Shade Trees	1,989,135.17	Other		Balance January 1, 1990	93,117,799.50
Land Reclamation & Conservation	6,966,224.12	Total		Transfers From Taxes or Liens	55,147.23
Other Recreational Services		EQUALIZED VALUATION BASIS		Sole for Cash (1990)	141,853.71
EDUCATION (excluding schools)		FOR NET DEBT COMPUTATION		Cancelled, Abated or Adjusted (1990)	183,977.02
Libraries	20,827,614.75	REAL PROPERTY VALUATIONS		Balance December 31, 1990	92,847,116.00
Other Educational Services	11,987,336.00	Code Class # of Parcels % VAL'N		CURRENT FINANCES DECEMBER 31, 1990	
STATUTORY EXPENDITURES		ASSESSED VALUATION		ASSETS	
Pensions & F. I. C. A.	57,041,963.48	1 Vacant Land		Cash Dec. 31, 1990	134,544,418.54
Employee Fringe Benefits	19,171,029.37	2 Residential		Taxes Receivable	54,182,325.11
Other Statutory Expenditures	369,416.21	3 Farm		Tax Title Liens	21,920,572.59
CETA And Other Public Employment Programs		4a Commercial (SEE PAGE 19)		Foreclosed Property	92,847,116.00
MUNICIPAL FUNCTIONS		4b Industrial		Emergencies & Other Deferred Charges	27,271,605.20
CAPITAL IMPROVEMENTS		4c Apartments		State and Federal Aid Receivable	33,133,844.47
DEBT SERVICE		Total		Other Receivables	42,118,897.84
Principal Payments	26,978,559.71	Land Area 127.44 Sq. Miles		Total	406,018,779.75
Interest Payments	25,759,665.57	Net Valuation Taxable-Municipal		LIABILITIES, RESERVES, AND SURPLUS	
TYPE I SCHL DEBT *MEMO	17,426,955.12	Net Valuation Taxable-County		Cash Liabilities	160,869,150.21
DEFERRED CHARGES	12,001,230.43	State Equalized Valuation		Reserves for Receivables	210,584,509.13
SCHOOL, COUNTY, SPECIAL DISTRICT TAXES	617,722,240.72	State Equalization Ratio		Surplus Dec. 31, 1990	34,565,120.41
RESERVE FOR UNCOLLECTED TAXES	54,554,742.26			Total	406,018,779.75
EXPENDITURES	1,399,046,151.66				

\*ABOVE DEBT SERVICE INCLUDES TYPE I SCHOOL DEBT



Population 1980 199,917  
 Population 1990 230,082  
 S & P Rating  
 Moody Rating

General Tax Rate Per \$100.

State Equalized Tax Rate

# SUMMARY GLOUCESTER COUNTY MUNICIPALITIES

PER CAPITA:

Gross Debt 528.71  
 Net Debt 261.35  
 Debt Service 33.23  
 Total Tax Levy 920.56  
 Municipal Expenditures 566.77

PER CENT:

Gross Debt 1.58  
 Net Debt .78  
 Tax Levy Collected 93.74  
 Tax Levy Cancelled, Abated  
 or Adjusted .49

EXPENDITURES		REVENUES-REALIZED		1990 PROPERTY TAX	
<b>GENERAL GOVERNMENT</b>				<b>STATE EQUALIZED TAX RATE</b>	
Governing Body & Public Boards	337,766.37	1990 Property Taxes Collected	199,195,123.85	Local District School Taxes	84,388,195.78
Municipal Clerk	622,026.09	1990 Payments in Lieu of Taxes	49,884.22	Regional & Consolidated School Tax	12,938,036.60
Financial Administration	1,287,278.86	Delinquent Tax & Lien Collections	10,501,126.87	School Taxes in Municipal Budget	
Assessment of Taxes	1,144,772.37	Business Personalty Replacement Taxes	2,456,931.65	County Taxes	57,519,109.50
Collection of Taxes	996,146.49	Taxes from Public Utilities	16,207,213.00	County Library Taxes	1,231,806.00
Planning, Hausing & Development	1,372,415.98	Other Miscellaneous Tax Revenues		Local Municipal Purpose Taxes	44,921,495.32
Human Resources	1,681,932.69	State Aid Revenues	5,035,023.78	Veteran & Senior Citizen Taxes	2,086,400.00
Elections	104,105.32	Federal Aid Revenues	96,000.00	Total Taxes for Rate Computation	203,085,043.20
General Administration (other)	11,000,395.03	State and Local Fiscal Assistance Act Utilized	443.35	Special District Taxes	5,690,711.23
<b>JUDICIARY</b>		Sale of Acquired Property	39,380.40	Bank Corp. Taxes	
Municipal Courts	1,436,575.30	Other Miscellaneous Revenues	19,409,865.14	Added and Omitted Taxes	5,115,113.93
<b>PUBLIC SAFETY</b>		<b>TOTAL</b>	252,991,992.26	Total Taxes Levied - ABSTRACT	211,804,468.36
Fire Protection	1,837,466.78	Prior Years Surplus Appropriated	13,660,083.25	Total Taxes Billed	212,509,470.38
Police Protection	20,978,765.13	<b>REVENUES TOTAL</b>	266,652,075.51	<b>1990 TAXES COLLECTED</b>	199,196,123.85
Civil Defense & Disaster Control	152,597.70	Reserve For Uncollected Taxes	12,065,212.56	1990 Taxes Cancelled, Abated or Adjusted	1,035,253.88
Environmental Inspection & Control	1,997,227.94	<b>CAPITAL OUTLAY TOTAL</b>	16,697,947.21	Transfer to Tax Title Liens or Foreclosed	1,371,209.77
Other Public Safety				Balance Outstanding Dec. 31, 1990	10,906,882.88
<b>PUBLIC WORKS</b>				<b>PRIOR YEARS TAXES OUTSTANDING</b>	
Streets and Drainage	8,899,915.36	Public Enterprises	3,986,801.74	Balance January 1, 1990	12,367,946.05
Sewers and Sewage Processing	1,342,140.54	Recreation-Culture	587,067.99	Collected in 1990	9,879,060.33
Garbage and Trash Disposal	10,909,263.54	Public Works	3,487,257.31	Cancelled, Abated or Adjusted 1990	170,458.91
Public Buildings and Grounds	1,345,336.73	Buildings and Grounds	8,630,894.86	Transfers to Tax Title Liens or Foreclosed	862,310.36
Other Public Works	766,158.10	Library and Education	105,925.31	Balance December 31, 1990	1,456,116.45
<b>HEALTH and WELFARE</b>		Conservation		<b>TAX TITLE LIENS OUTSTANDING</b>	
Health Services Except Environmental	344,148.29	All Other		Balance January 1, 1990	1,911,891.85
Welfare-Public Assistance	2,304,176.03	<b>CAPITAL DEBT AUTHORIZED, DECEMBER 31, 1990</b>		Transfer From Taxes	2,380,156.49
Hospital, Clinics, First Aid		<b>ISSUED AND UNISSUED</b>		Redeemed in 1990	621,991.06
Animal, Insect, & Radent Control	205,968.80	School	51,509,993	Cancelled, Abated or Adjusted (1990)	529.18
Other Welfare Services	9,372.00	Self-Liquidating	19,113,027	Transfers to Foreclosed Property	114,087.59
<b>RECREATION and CONSERVATION</b>		Other	51,023,696	Balance December 31, 1990	3,555,440.51
Beaches and Boardwalks		<b>TOTAL</b>	121,646,716	<b>PROPERTY ACQUIRED BY DEED OR FORECLOSURE</b>	
Parks, Playgrounds, Shade Trees	1,067,729.07	<b>ISSUED AND OUTSTANDING</b>		Balance January 1, 1990	23,202,228.27
Land Reclamation & Conservation	404,004.30	School	40,403,000.00	Transfers From Taxes or Liens	114,087.59
Other Recreational Services	745,619.33	Self-Liquidating	10,021,662.72	Sale for Cash (1990)	173,282.90
<b>EDUCATION (excluding schools)</b>		Other	39,423,888.01	Cancelled, Abated or Adjusted (1990)	177,300.00
Libraries	1,582,564.64	<b>TOTAL</b>	89,848,550.73	Balance December 31, 1990	22,965,732.96
Other Educational Services	23,290.20	<b>EQUALIZED VALUATION BASIS</b>		<b>CURRENT FINANCES DECEMBER 31, 1990</b>	
<b>STATUTORY EXPENDITURES</b>		<b>FOR NET DEBT COMPUTATION</b>	7,679,204,968.00	<b>ASSETS</b>	
Pensions & F. I. C. A.	5,313,108.38	<b>REAL PROPERTY VALUATIONS</b>		Cash Dec. 31, 1990	40,111,128.35
Employee Fringe Benefits	4,608,494.42	Code Class # of Parcels % VAL'N		Taxes Receivable	12,362,999.33
Other Statutory Expenditures	87,422.65	1 Vacant Land		Tax Title Liens	3,555,440.51
CETA And Other Public Employment Programs		2 Residential		Foreclosed Property	22,965,732.96
<b>MUNICIPAL FUNCTIONS TOTAL</b>	84,900,624.17	3 Farm		Emergencies & Other Deferred Charges	2,799,522.17
<b>CAPITAL IMPROVEMENTS *MEMO*</b>	827,500.00	4a Commercial (SEE PAGE 21)		State and Federal Aid Receivable	1,024,729.34
<b>DEBT SERVICE</b>		4b Industrial		Other Receivables	4,356,940.29
Principal Payments	4,538,392.88	4c Apartments		<b>TOTAL</b>	87,176,492.95
Interest Payments	3,106,693.77	<b>TOTAL</b>		<b>LIABILITIES, RESERVES, AND SURPLUS</b>	
<b>DEFERRED CHARGES</b>	1,245,354.17	Land Area 328.36 Sq. Miles		Cash Liabilities	25,200,544.55
<b>SCHOOL, COUNTY, SPECIAL DISTRICT TAXES</b>	161,767,859.11	Net Valuation Taxable-Municipal	6,822,728,116.00	Reserves for Receivables	43,241,113.09
<b>RESERVE FOR UNCOLLECTED TAXES</b>	12,065,212.56	Net Valuation Taxable-County	8,208,805,005.00	Surplus Dec. 31, 1990	18,734,835.31
<b>EXPENDITURES TOTAL</b>	267,624,136.66	State Equalized Valuation	9,044,038,060.00	<b>TOTAL</b>	87,176,492.95
		State Equalization Ratio			

0999  
Population 1980 556,972  
Population 1990 553,099  
S & P Rating  
Moody Rating

General Tax Rate Per \$100.  
State Equalized Tax Rate

# SUMMARY HUDSON COUNTY MUNICIPALITIES

PER CAPITA: PER CENT:  
Gross Debt 1,302.60 Gross Debt 3.14  
Net Debt 483.76 Net Debt 1.17  
Debt Service 73.19 Tax Levy Collected 90.27  
Total Tax Levy 1,095.59 Tax Levy Cancelled, Abated  
Municipal Expenditures 987.91 or Adjusted .21

EXPENDITURES		REVENUES-REALIZED		1990 PROPERTY TAX	
<b>GENERAL GOVERNMENT</b>				STATE EQUALIZED TAX RATE →	
Governing Body & Public Boards	1,891,085.00	1990 Property Taxes Collected	547,274,762.76	Local District School Taxes	222,916,137.02
Municipal Clerk	1,495,823.09	1990 Payments in Lieu of Taxes	11,874,780.03	Regional & Consolidated School Tax	
Financial Administration	4,277,303.88	Delinquent Tax & Lien Collections	30,662,581.46	School Taxes in Municipal Budget	6,629,469.88
Assessment of Taxes	6,561,232.25	Business Personality Replacement Taxes	21,032,104.21	County Taxes	142,163,258.91
Collection of Taxes	2,250,526.05	Taxes from Public Utilities	65,215,677.04	County Library Taxes	
Planning, Housing & Development	2,541,440.26	Other Miscellaneous Tax Revenues	2,502,797.52	Local Municipal Purpose Taxes	230,309,725.27
Human Resources	16,641,634.86	State Aid Revenues	65,286,129.95	Veteran & Senior Citizen Taxes	2,675,950.00
Elections	449,276.83	Federal Aid Revenues	5,826,298.00	Total Taxes for Rate Computation	604,694,541.08
General Administration (other)	44,204,914.03	State and Local Fiscal Assistance Act Utilized		Special District Taxes	640,800.00
<b>JUDICIARY</b>		State and Local Fiscal Assistance Act Utilized		Bank Corp. Taxes	
Municipal Courts	5,426,524.45	Sale of Acquired Property		Added and Omitted Taxes	3,311,435.97
<b>PUBLIC SAFETY</b>		Other Miscellaneous Revenues	94,740,023.81	Total Taxes Levied - ABSTRACT	605,970,827.05
Fire Protection	76,095,267.22	Total	844,415,154.78	Total Taxes Billed	606,266,201.38
Police Protection	94,365,972.87	Prior Years Surplus Appropriated	15,175,126.01	1990 TAXES COLLECTED	547,274,762.76
Civil Defense & Disaster Control	545,012.04	REVENUES TOTAL	859,590,280.79	1990 Taxes Cancelled, Abated or Adjusted	1,280,577.47
Environmental Inspection & Control	4,013,751.22	Reserve For Uncollected Taxes	48,219,615.61	Transfer to Tax Title Liens or Foreclosed	13,314,667.20
Other Public Safety	279,110.00	CAPITAL OUTLAY TOTAL	47,764,845.53	Balance Outstanding Dec. 31, 1990	44,396,193.95
<b>PUBLIC WORKS</b>				<b>PRIOR YEARS TAXES OUTSTANDING</b>	
Streets and Drainage	16,235,165.41	Public Enterprises	16,348,976.50	Balance January 1, 1990	46,371,672.27
Sewers and Sewage Processing	19,094,059.31	Recreation-Culture	1,335,306.22	Collected in 1990	26,233,866.41
Garbage and Trash Disposal	21,494,905.46	Public Works	6,000,993.09	Cancelled, Abated or Adjusted 1990	7,302,522.95
Public Buildings and Grounds	7,853,019.05	Buildings and Grounds	18,603,115.92	Transfers to Tax Title Liens or Foreclosed	5,973,916.82
Other Public Works	3,415,541.76	Library and Education	5,471,453.80	Balance December 31, 1990	6,861,366.09
<b>HEALTH and WELFARE</b>		Conservation		<b>TAX TITLE LIENS OUTSTANDING</b>	
Health Services Except Environmental	13,014,692.48	All Other		Balance January 1, 1990	18,066,227.86
Welfare-Public Assistance	7,123,851.17	CAPITAL DEBT AUTHORIZED, DECEMBER 31, 1990		Transfer From Taxes	20,415,977.05
Hospital, Clinics, First Aid	85,500.00	ISSUED AND UNISSUED		Redeemed in 1990	4,631,414.56
Animal, Insect, & Rodent Control	143,325.00	GROSS DEBT	184,825,165	Cancelled, Abated or Adjusted (1990)	380,395.52
Other Welfare Services	453,665.31	School	164,032,773	Transfers to Foreclosed Property	8,288.06
<b>RECREATION and CONSERVATION</b>		Self-Liquidating	371,606,117	Balance December 31, 1990	33,462,106.77
Beaches and Boardwalks		Other	720,464,055	<b>PROPERTY ACQUIRED BY DEED OR FORECLOSURE</b>	
Parks, Playgrounds, Shade Trees	4,203,719.52	Total		Balance January 1, 1990	18,781,129.00
Land Reclamation & Conservation	2,076,150.40	ISSUED AND OUTSTANDING		Transfers From Taxes or Liens	
Other Recreational Services	3,767,137.65	School	100,127,600.00	Sale for Cash (1990)	
<b>EDUCATION (excluding schools)</b>		Self-Liquidating	96,689,391.00	Cancelled, Abated or Adjusted (1990)	
Libraries	9,249,885.50	Other	299,812,328.13	Balance December 31, 1990	18,781,129.00
Other Educational Services	5,875,685.15	Total	496,629,319.13	<b>CURRENT FINANCES DECEMBER 31, 1990</b>	
<b>STATUTORY EXPENDITURES</b>		EQUALIZED VALUATION BASIS		<b>ASSETS</b>	
Pensions & F. I. C. A.	36,500,521.94	FOR NET DEBT COMPUTATION	22,956,599,421.33	Cash Dec. 31, 1990	70,292,828.17
Employee Fringe Benefits	39,275,321.72	REAL PROPERTY VALUATIONS		Taxes Receivable	51,257,560.04
Other Statutory Expenditures	91,000.00	Code Class # of Parcels % VAL'N	ASSESSED VALUATION	Tax Title Liens	33,462,106.77
<b>CETA And Other Public Employment Programs</b>		1 Vacant Land		Foreclosed Property	18,781,129.00
<b>MUNICIPAL FUNCTIONS TOTAL</b>	451,017,125.88	2 Residential		Emergencies & Other Deferred Charges	35,236,045.37
<b>CAPITAL IMPROVEMENTS *MEMO*</b>	1,804,058.00	3 Farm		State and Federal Aid Receivable	16,928,766.65
<b>DEBT SERVICE</b>		4a Commercial (SEE PAGE 23)		Other Receivables	14,315,322.05
Principal Payments	18,687,728.71	4b Industrial		Total	240,273,758.05
Interest Payments	21,792,206.04	4c Apartments		<b>LIABILITIES, RESERVES, AND SURPLUS</b>	
TYPE I SCHL DEBT *MEMO	15,320,557.89	Total		Cash Liabilities	115,784,653.35
<b>DEFERRED CHARGES</b>	6,697,395.87	Land Area 46.42 Sq. Miles		Reserves for Receivables	113,701,678.86
<b>SCHOOL, COUNTY, SPECIAL DISTRICT TAXES</b>	372,349,665.81	Net Valuation Taxable-Municipal	14,827,216,767.00	Surplus Dec. 31, 1990	10,787,425.84
<b>RESERVE FOR UNCOLLECTED TAXES</b>	48,219,615.61	Net Valuation Taxable-County	23,731,945,427.00		
<b>EXPENDITURES TOTAL</b>	918,763,737.92	State Equalized Valuation	24,921,119,688.00		
		State Equalization Ratio			



1099

Population 1980 87,361  
 Population 1990 107,776  
 S & P Rating  
 Moody Rating

General Tax Rate Per \$100.

State Equalized Tax Rate

# SUMMARY HUNTERDON COUNTY MUNICIPALITIES

## PER CAPITA:

Gross Debt 917.04  
 Net Debt 375.37  
 Debt Service 31.05  
 Total Tax Levy 1,437.11  
 Municipal Expenditures 566.45

## PER CENT:

Gross Debt 1.13  
 Net Debt .46  
 Tax Levy Collected 93.90  
 Tax Levy Cancelled, Abated or Adjusted .62

EXPENDITURES		REVENUES-REALIZED		1990 PROPERTY TAX	
<b>GENERAL GOVERNMENT</b>				<b>STATE EQUALIZED TAX RATE</b>	
Governing Body & Public Boards	5,780.00	1990 Property Taxes Collected	146,257,848.57	Local District School Taxes	59,871,063.54
Municipal Clerk	78,056.18	1990 Payments in Lieu of Taxes	167,614.48	Regional & Consolidated School Tax	40,463,511.57
Financial Administration	884,890.04	Delinquent Tax & Lien Collections	7,689,742.67	School Taxes in Municipal Budget	
Assessment of Taxes	1,056,424.69	Business Personalty Replacement Taxes	1,716,537.23	County Taxes	29,000,000.00
Collection of Taxes	667,370.61	Taxes from Public Utilities	11,442,558.00	County Library Taxes	1,734,374.00
Planning, Housing & Development	1,616,220.11	Other Miscellaneous Tax Revenues		Local Municipal Purpose Taxes	21,739,609.29
Human Resources	733,480.24	State Aid Revenues	932,558.61	Veteran & Senior Citizen Taxes	678,500.00
Elections	31,000.00	Federal Aid Revenues		Total Taxes for Rate Computation	153,487,058.40
General Administration (other)	7,044,896.73	State and Local Fiscal Assistance Act Utilized	52,345.30	Special District Taxes	191,038.76
<b>JUDICIARY</b>		Sale of Acquired Property		Bank Corp. Taxes	
Municipal Courts	1,073,143.30	Other Miscellaneous Revenues	11,601,486.79	Added and Omitted Taxes	1,886,121.60
<b>PUBLIC SAFETY</b>		Total	179,859,692.15	Total Taxes Levied - ABSTRACT	154,885,718.76
Fire Protection	1,662,667.54	Prior Years Surplus Appropriated	14,215,698.86	Total Taxes Billed	155,766,971.90
Police Protection	6,714,260.00	REVENUES	194,075,391.01	1990 TAXES COLLECTED	146,257,848.57
Civil Defense & Disaster Control	35,975.00	Reserve For Uncollected Taxes	9,837,795.26	1990 Taxes Cancelled, Abated or Adjusted	961,308.83
Environmental Inspection & Control	1,214,141.24	<b>CAPITAL OUTLAY</b>	8,951,449.00	Transfer to Tax Title Liens or Foreclosed	629,189.36
Other Public Safety	44,310.00	<b>TOTAL</b>		Balance Outstanding Dec. 31, 1990	7,918,625.09
<b>PUBLIC WORKS</b>				<b>PRIOR YEARS TAXES OUTSTANDING</b>	
Streets and Drainage	8,851,055.50	Public Enterprises	599,615.15	Balance January 1, 1990	8,353,071.82
Sewers and Sewage Processing	1,135,088.32	Recreation—Culture	86,677.84	Collected in 1990	7,280,307.05
Garbage and Trash Disposal	1,641,267.12	Public Works	2,774,917.53	Cancelled, Abated or Adjusted 1990	115,537.85
Public Buildings and Grounds	1,857,643.76	Buildings and Grounds	5,490,237.48	Transfers to Tax Title Liens or Foreclosed	406,512.74
Other Public Works	235,756.06	Library and Education		Balance December 31, 1990	550,714.13
<b>HEALTH and WELFARE</b>		Conservation		<b>TAX TITLE LIENS OUTSTANDING</b>	
Health Services Except Environmental	313,811.51	All Other		Balance January 1, 1990	1,108,715.21
Welfare-Public Assistance	222,804.71	<b>CAPITAL DEBT AUTHORIZED, DECEMBER 31, 1990</b>		Transfer From Taxes	1,096,052.81
Hospital, Clinics, First Aid	1,100.00	<b>ISSUED AND UNISSUED</b>		Redeemed in 1990	408,435.62
Animal, Insect, & Rodent Control	415,433.65	<b>GROSS DEBT</b>	76,232	Cancelled, Abated or Adjusted (1990)	14,751.98
Other Welfare Services	2,155.00	School	47,552,536	Transfers to Foreclosed Property	20,473.21
<b>RECREATION and CONSERVATION</b>		Self-Liquidating	15,546,111	Balance December 31, 1990	1,761,107.21
Beaches and Boardwalks		Other	35,736,425	<b>PROPERTY ACQUIRED BY DEED OR FORECLOSURE</b>	
Parks, Playgrounds, Shade Trees	217,729.00	Total	98,835,072	Balance January 1, 1990	645,384.93
Land Reclamation & Conservation	214,388.38	<b>ISSUED AND OUTSTANDING</b>		Transfers From Taxes or Liens	24,765.07
Other Recreational Services	212,072.58	School	27,123,370.40	Sale for Cash (1990)	
<b>EDUCATION (excluding schools)</b>		Self-Liquidating	6,637,439.42	Cancelled, Abated or Adjusted (1990)	
Libraries	305,998.00	Other	30,962,490.56	Balance December 31, 1990	670,150.00
Other Educational Services	4,411,435.43	Total	64,723,300.38	<b>CURRENT FINANCES DECEMBER 31, 1990</b>	
<b>STATUTORY EXPENDITURES</b>		<b>EQUALIZED VALUATION BASIS</b>	8,751,888,848.00	<b>ASSETS</b>	
Pensions & F. I. C. A.	2,091,828.41	<b>FOR NET DEBT COMPUTATION</b>		Cash Dec. 31, 1990	63,042,374.22
Employee Fringe Benefits	1,643,384.37	<b>REAL PROPERTY VALUATIONS</b>		Taxes Receivable	8,469,339.27
Other Statutory Expenditures	64,760.00	<b>Code Class # of Parcels % VAL'N</b>	<b>ASSESSED VALUATION</b>	Tax Title Liens	1,761,107.21
CETA And Other Public Employment Programs		1 Vacant Land		Foreclosed Property	670,150.00
<b>MUNICIPAL FUNCTIONS</b>		2 Residential		Emergencies & Other Deferred Charges	2,362,381.15
<b>CAPITAL IMPROVEMENTS</b>		3 Farm		State and Federal Aid Receivable	781,387.72
<b>DEBT SERVICE</b>		4a Commercial (SEE PAGE 25)		Other Receivables	927,042.25
Principal Payments	1,315,378.60	4b Industrial		Total	78,014,281.82
Interest Payments	2,031,218.11	4c Apartments		<b>LIABILITIES, RESERVES, AND SURPLUS</b>	
<b>DEFERRED CHARGES</b>		Total		Cash Liabilities	34,207,441.52
SCHOOL, COUNTY, SPECIAL DISTRICT TAXES	1,164,812.59	Land Area 429.60 Sq. Miles		Reserves for Receivables	12,210,057.00
RESERVE FOR UNCOLLECTED TAXES	131,259,987.87	Net Valuation Taxable-Municipal	8,765,554,860.00	Surplus Dec. 31, 1990	31,596,793.30
<b>EXPENDITURES</b>		Net Valuation Taxable-County	9,243,946,081.00	Total	78,014,281.82
<b>TOTAL</b>	192,309,524.91	State Equalized Valuation	9,297,804,915.00		
		State Equalization Ratio			

1199  
 Population 1980 307,863  
 Population 1990 325,824  
 S & P Rating  
 Maody Rating

General Tax Rate Per \$100.  
 State Equalized Tax Rate

# SUMMARY MERCER COUNTY MUNICIPALITIES

PER CAPITAL: PER CENT:  
 Gross Debt 1,270.25 Gross Debt 2.47  
 Net Debt 662.91 Net Debt 1.29  
 Debt Service 80.87 Tax Levy Collected 96.65  
 Total Tax Levy 1,189.19 Tax Levy Cancelled, Abated  
 Municipal Expenditures 760.32 or Adjusted .63

EXPENDITURES		REVENUES-REALIZED		1990 PROPERTY TAX	
GENERAL GOVERNMENT				STATE EQUALIZED TAX RATE	
Governing Body & Public Boards	975,682.00	1990 Property Taxes Collected		Local District School Taxes	
Municipal Clerk	1,201,540.16	1990 Payments in Lieu of Taxes		Regional & Consolidated School Tax	
Financial Administration	2,619,655.68	Delinquent Tax & Lien Collections		School Taxes in Municipal Budget	
Assessment of Taxes	1,388,367.61	Business Personalty Replacement Taxes		County Taxes	
Collection of Taxes	1,343,525.84	Taxes from Public Utilities		County Library Taxes	
Planning, Housing & Development	3,718,528.37	Other Miscellaneous Tax Revenues		Local Municipal Purpase Taxes	
Human Resources	10,163,254.80	State Aid Revenues		Veteran & Senior Citizen Taxes	
Elections	316,718.58	Federal Aid Revenues		Total Taxes for Rate Computation	
General Administration (other)	20,283,784.36	State and Local Fiscal Assistance Act Utilized		Special District Taxes	
JUDICIARY		Sale of Acquired Property		Bank Corp. Taxes	
Municipal Courts	3,219,840.12	Other Miscellaneous Revenues		Added and Omitted Taxes	
PUBLIC SAFETY		Total		Total Taxes Levied - ABSTRACT	
Fire Protection	15,391,601.09	Prior Years Surplus Appropriated		Total Taxes Billed	
Police Protection	40,325,622.92	REVENUES TOTAL		1990 TAXES COLLECTED	
Civil Defense & Disaster Control	551,390.01	Reserve For Uncollected Taxes		1990 Taxes Cancelled, Abated or Adjusted	
Environmental Inspection & Control	3,319,090.73	CAPITAL OUTLAY TOTAL		Transfer to Tax Title Liens or Foreclosed	
Other Public Safety	36,070.00			Balance Outstanding Dec. 31, 1990	
PUBLIC WORKS				PRIOR YEARS TAXES OUTSTANDING	
Streets and Drainage	12,392,885.17	Public Enterprises		Balance January 1, 1990	
Sewers and Sewage Processing	10,077,708.63	Recreation-Culture		Collected in 1990	
Garbage and Trash Disposal	19,403,580.52	Public Works		Cancelled, Abated or Adjusted 1990	
Public Buildings and Grounds	5,162,902.90	Buildings and Grounds		Transfers to Tax Title Liens or Foreclosed	
Other Public Works	1,266,680.39	Library and Education		Balance December 31, 1990	
HEALTH and WELFARE		Conservation		TAX TITLE LIENS OUTSTANDING	
Health Services Except Environmental	6,305,079.41	All Other		Balance January 1, 1990	
Welfare-Public Assistance	1,624,820.63	CAPITAL DEBT AUTHORIZED, DECEMBER 31, 1990		Transfer From Taxes	
Hospital, Clinics, First Aid	68,622.00	ISSUED AND UNISSUED GROSS DEBT NET DEBT		Redeemed in 1990	
Animal, Insect, & Rodent Control	319,026.81	School 73,246,823		Cancelled, Abated or Adjusted (1990)	
Other Welfare Services	975,164.00	Self-Liquidating 119,873,805		Transfers to Foreclosed Property	
RECREATION and CONSERVATION		Other 220,756,678		Balance December 31, 1990	
Beaches and Boardwalks		Total 413,877,366		PROPERTY ACQUIRED BY DEED OR FORECLOSURE	
Parks, Playgrounds, Shade Trees	1,473,106.97	ISSUED AND OUTSTANDING		Balance January 1, 1990	
Land Reclamation & Conservation	224,473.87	School 57,617,109.72		Transfers From Taxes or Liens	
Other Recreational Services	4,153,943.10	Self-Liquidating 67,073,000.00		Sale for Cash (1990)	
EDUCATION (excluding schools)		Other 154,675,809.96		Cancelled, Abated or Adjusted (1990)	
Libraries	4,383,303.50	Total 279,365,919.68		Balance December 31, 1990	
Other Educational Services	42,867.48	EQUALIZED VALUATION BASIS FOR NET DEBT COMPUTATION		CURRENT FINANCES DECEMBER 31, 1990	
STATUTORY EXPENDITURES		REAL PROPERTY VALUATIONS		ASSETS	
Pensions & F. I. C. A.	14,893,245.18	Code Class # of Parcels % VAL'N ASSESSED VALUATION		Cash Dec. 31, 1990	
Employee Fringe Benefits	10,335,639.26	1 Vacant Land		Taxes Receivable	
Other Statutory Expenditures	29,352.50	2 Residential		Tax Title Liens	
CETA And Other Public Employment Programs		3 Farm		Foreclosed Property	
MUNICIPAL FUNCTIONS TOTAL	197,992,199.59	4a Commercial (SEE PAGE 27)		Emergencies & Other Deferred Charges	
CAPITAL IMPROVEMENTS *MEMO*	1,793,928.00	4b Industrial		State and Federal Aid Receivable	
DEBT SERVICE		4c Apartments		Other Receivables	
Principal Payments	14,874,819.67	Total		Total	
Interest Payments	11,473,335.08	Land Area 226.00 Sq. Miles		LIABILITIES, RESERVES, AND SURPLUS	
TYPE I SCHL DEBT *MEMO	1,443,251.00	Net Valuation Taxable-Municipal		Cash Liabilities	
DEFERRED CHARGES	2,406,632.55	Net Valuation Taxable-County		Reserves for Receivables	
SCHOOL, COUNTY, SPECIAL DISTRICT TAXES	295,659,609.22	State Equalized Valuation		Surplus Dec. 31, 1990	
RESERVE FOR UNCOLLECTED TAXES	20,984,452.12	State Equalization Ratio		Total	
EXPENDITURES TOTAL	543,391,098.23				

\*ABOVE DEBT SERVICE INCLUDES TYPE I SCHOOL DEBT



Population 1980 595,893  
 Population 1990 671,780  
 S & P Rating  
 Moody Rating

General Tax Rate Per \$100.

State Equalized Tax Rate

# SUMMARY MIDDLESEX COUNTY MUNICIPALITIES

## PER CAPITA:

Grass Debt 1,142.55  
 Net Debt 683.21  
 Debt Service 70.43  
 Total Tax Levy 1,356.56  
 Municipal Expenditures 632.25

## PER CENT:

Grass Debt 1.79  
 Net Debt 1.07  
 Tax Levy Collected 96.26  
 Tax Levy Cancelled, Abated or Adjusted .25

EXPENDITURES		REVENUES-REALIZED		1990 PROPERTY TAX	
<b>GENERAL GOVERNMENT</b>				<b>STATE EQUALIZED TAX RATE</b>	
Governing Body & Public Boards	928,428.00	1990 Property Taxes Collected	879,485,473.64	Local District School Taxes	478,335,036.11
Municipal Clerk	1,504,998.00	1990 Payments in Lieu of Taxes	4,728,433.95	Regional & Consolidated School Tax	16,171,720.00
Financial Administration	8,484,791.36	Delinquent Tax & Lien Collections	25,757,611.07	School Taxes in Municipal Budget	4,258,149.64
Assessment of Taxes	3,485,282.00	Business Personalty Replacement Taxes	14,256,696.41	County Taxes	192,855,000.00
Collection of Taxes	2,024,694.96	Taxes from Public Utilities	76,279,368.62	County Library Taxes	
Planning, Housing & Development	5,612,427.13	Other Miscellaneous Tax Revenues	545,449.33	Local Municipal Purpose Taxes	191,247,580.73
Human Resources	8,692,799.44	State Aid Revenues	25,267,673.63	Veteran & Senior Citizen Taxes	5,591,200.00
Elections	483,013.23	Federal Aid Revenues		Total Taxes for Rate Computation	888,458,686.48
General Administration (other)	41,543,691.82	State and Local Fiscal Assistance Act Utilized	216,850.00	Special District Taxes	19,691,086.17
<b>JUDICIARY</b>		Sale of Acquired Property	75,495,480.95	Bank Corp. Taxes	
Municipal Courts	5,222,179.70	Other Miscellaneous Revenues	1,102,033,037.65	Added and Omitted Taxes	8,749,020.91
<b>PUBLIC SAFETY</b>		Total	1,132,493,706.18	Total Taxes Levied - ABSTRACT	911,307,593.56
Fire Protection	18,381,175.72	Prior Years Surplus Appropriated	30,460,668.53	Total Taxes Billed	913,656,659.09
Police Protection	80,163,826.86	REVENUES	1,132,493,706.18	1990 TAXES COLLECTED	879,485,473.64
Civil Defense & Disaster Control	300,970.90	Reserve For Uncollected Taxes	32,231,046.44	1990 Taxes Cancelled, Abated or Adjusted	2,322,271.32
Environmental Inspection & Control	6,857,838.97	<b>CAPITAL OUTLAY</b>	75,606,742.12	Transfer to Tax Title Liens or Foreclosed	4,972,108.69
Other Public Safety		<b>TOTAL</b>	75,606,742.12	Balance Outstanding Dec. 31, 1990	26,876,745.44
<b>PUBLIC WORKS</b>		Public Enterprises	17,720,872.13	<b>PRIOR YEARS TAXES OUTSTANDING</b>	
Streets and Drainage	22,064,777.50	Recreation—Culture	4,301,257.68	Balance January 1, 1990	28,392,099.35
Sewers and Sewage Processing	21,533,964.47	Public Works	16,228,533.47	Collected in 1990	23,929,233.69
Garbage and Trash Disposal	16,520,945.50	Buildings and Grounds	27,073,151.46	Cancelled, Abated or Adjusted 1990	403,698.90
Public Buildings and Grounds	5,623,232.53	Library and Education	3,236,520.23	Transfers to Tax Title Liens or Foreclosed	2,419,746.02
Other Public Works	2,533,912.31	Conservation	7,046,398.15	Balance December 31, 1990	1,639,420.74
<b>HEALTH and WELFARE</b>		All Other		<b>TAX TITLE LIENS OUTSTANDING</b>	
Health Services Except Environmental	5,015,913.39	<b>CAPITAL DEBT AUTHORIZED, DECEMBER 31, 1990</b>		Balance January 1, 1990	5,646,568.29
Welfare-Public Assistance	2,206,583.49	<b>ISSUED AND UNISSUED</b>		Transfer From Taxes	7,865,017.94
Hospital, Clinics, First Aid	16,975.00	<b>GROSS DEBT</b>		Redeemed in 1990	1,828,377.38
Animal, Insect, & Rodent Control	293,453.91	School	116,654,848	Cancelled, Abated or Adjusted (1990)	18,950.22
Other Welfare Services	472,538.20	Self-Liquidating	182,877,670	Transfers to Foreclosed Property	22,607.14
<b>RECREATION and CONSERVATION</b>		Other	468,007,756	Balance December 31, 1990	11,641,651.49
Beaches and Boardwalks	225,000.00	<b>Total</b>	767,540,274	<b>PROPERTY ACQUIRED BY DEED OR FORECLOSURE</b>	
Parks, Playgrounds, Shade Trees	7,975,733.33	<b>ISSUED AND OUTSTANDING</b>		Balance January 1, 1990	21,009,272.01
Land Reclamation & Conservation	2,590,843.23	School	93,151,792.27	Transfers From Taxes or Liens	22,607.14
Other Recreational Services	5,895,586.48	Self-Liquidating	118,086,545.42	Sale for Cash (1990)	187,200.00
<b>EDUCATION (excluding schools)</b>		Other	351,731,170.98	Cancelled, Abated or Adjusted (1990)	
Libraries	15,839,583.80	<b>Total</b>	562,969,508.67	Balance December 31, 1990	20,844,679.15
Other Educational Services	188,496.00	<b>EQUALIZED VALUATION BASIS</b>		<b>CURRENT FINANCES DECEMBER 31, 1990</b>	
<b>STATUTORY EXPENDITURES</b>		<b>FOR NET DEBT COMPUTATION</b>	42,783,049,979.00	<b>ASSETS</b>	
Pensions & F. I. C. A.	24,570,775.75	<b>REAL PROPERTY VALUATIONS</b>		Cash Dec. 31, 1990	136,744,789.08
Employee Fringe Benefits	19,445,970.29	<b>Code</b> <b>Class</b> <b># of Parcels</b> <b>% VAL'N</b>		Taxes Receivable	28,516,166.18
Other Statutory Expenditures	146,051.00	1 Vacant Land		Tax Title Liens	11,641,651.49
CETA And Other Public Employment Programs		2 Residential		Foreclosed Property	20,844,679.15
<b>MUNICIPAL FUNCTIONS</b>		3 Farm		Emergencies & Other Deferred Charges	2,812,982.48
<b>CAPITAL IMPROVEMENTS</b>		4a Commercial (SEE PAGE 29)		State and Federal Aid Receivable	4,229,307.58
<b>DEBT SERVICE</b>		4b Industrial		Other Receivables	5,821,532.41
Principal Payments	24,672,025.28	4c Apartments		<b>Total</b>	210,611,108.37
Interest Payments	22,641,365.91	<b>Total</b>		<b>LIABILITIES, RESERVES, AND SURPLUS</b>	
<b>TYPE I SCHL DEBT *MEMO</b>		Land Area 311.00 Sq. Miles		Cash Liabilities	99,988,529.38
<b>DEFERRED CHARGES</b>		Net Valuation Taxable-Municipal	32,464,508,591.00	Reserves for Receivables	66,939,109.46
<b>SCHOOL, COUNTY, SPECIAL DISTRICT TAXES</b>		Net Valuation Taxable-County	48,477,239,593.00	Surplus Dec. 31, 1990	43,683,469.53
<b>RESERVE FOR UNCOLLECTED TAXES</b>		State Equalized Valuation	45,693,187,646.00	<b>Total</b>	210,611,108.37
<b>EXPENDITURES</b>		State Equalization Ratio			
<b>TOTAL</b>	1,136,046,071.48				

Population 1980 503,173  
 Population 1990 553,124  
 S & P Rating  
 Moody Rating

General Tax Rate Per \$100.

State Equalized Tax Rate

# SUMMARY MONMOUTH COUNTY MUNICIPALITIES

PER CAPITAL:  
 Gross Debt 1,036.99  
 Net Debt 683.59  
 Debt Service 64.05  
 Total Tax Levy 1,403.85  
 Municipal Expenditures 635.78

PER CENT:  
 Gross Debt 1.49  
 Net Debt .98  
 Tax Levy Collected 94.79  
 Tax Levy Cancelled, Abated or Adjusted .25

EXPENDITURES		REVENUES-REALIZED		1990 PROPERTY TAX	
GENERAL GOVERNMENT				STATE EQUALIZED TAX RATE	
Governing Body & Public Boards	561,027.21	1990 Property Taxes Collected	736,047,057.33	Local District School Taxes	302,839,720.90
Municipal Clerk	1,018,543.73	1990 Payments in Lieu of Taxes	1,302,222.40	Regional & Consolidated School Tax	109,389,670.15
Financial Administration	3,525,142.67	Delinquent Tax & Lien Collections	27,264,332.87	School Taxes in Municipal Budget	140,000.00
Assessment of Taxes	3,078,008.29	Business Personalty Replacement Taxes	5,435,529.37	County Taxes	* 168,092,625.00
Collection of Taxes	2,935,682.98	Taxes from Public Utilities	46,362,059.00	County Library Taxes	3,693,233.00
Planning, Housing & Development	3,888,757.27	Other Miscellaneous Tax Revenues	7,131.77	Local Municipal Purpose Taxes	170,381,579.15
Human Resources	6,320,798.34	State Aid Revenues	9,656,829.74	Veteran & Senior Citizen Taxes	3,506,200.00
Elections	172,666.94	Federal Aid Revenues	106,500.00	Total Taxes for Rate Computation	758,043,028.20
General Administration (other)	35,496,064.18	State and Local Fiscal Assistance Act Utilized	2,492.11	Special District Taxes	13,601,482.62
JUDICIARY		Sole of Acquired Property	133,451.99	Bank Corp. Taxes	
Municipal Courts	4,843,604.97	Other Miscellaneous Revenues	63,321,090.47	Added and Omitted Taxes	8,367,374.92
PUBLIC SAFETY		Total	889,638,697.55	Total Taxes Levied - ABSTRACT	776,505,685.74
Fire Protection	8,573,501.74	Prior Years Surplus Appropriated	44,108,342.30	Total Taxes Billed	776,483,551.51
Police Protection	65,925,221.23	REVENUES TOTAL	933,747,039.85	1990 TAXES COLLECTED	736,047,057.33
Civil Defense & Disaster Control	254,696.47	Reserve For Uncollected Taxes	44,130,041.95	1990 Taxes Cancelled, Abated or Adjusted	1,933,736.29
Environmental Inspection & Control	5,096,760.18	CAPITAL OUTLAY TOTAL	47,303,044.82	Transfer to Tax Title Liens or Foreclosed	2,431,584.98
Other Public Safety	1,782.00			Balance Outstanding Dec. 31, 1990	36,210,791.69
PUBLIC WORKS				PRIOR YEARS TAXES OUTSTANDING	
Streets and Drainage	26,392,314.41	Public Enterprises	6,174,198.56	Balance January 1, 1990	30,934,658.12
Sewers and Sewage Processing	4,950,109.46	Recreation-Culture	2,044,460.06	Collected in 1990	25,032,954.47
Garbage and Trash Disposal	19,867,735.74	Public Works	16,101,270.83	Cancelled, Abated or Adjusted 1990	2,050,271.40
Public Buildings and Grounds	7,164,956.24	Buildings and Grounds	22,078,781.49	Transfers to Tax Title Liens or Foreclosed	1,709,793.00
Other Public Works	4,036,345.02	Library and Education	333,174.30	Balance December 31, 1990	2,141,639.25
HEALTH and WELFARE		Conservation	571,159.58	TAX TITLE LIENS OUTSTANDING	
Health Services Except Environmental	3,309,043.90	All Other		Balance January 1, 1990	3,992,908.61
Welfare-Public Assistance	1,359,539.63	CAPITAL DEBT AUTHORIZED, DECEMBER 31, 1990		Transfer From Taxes	4,162,589.72
Hospital, Clinics, First Aid	51,800.00	ISSUED AND UNISSUED		Redeemed in 1990	2,233,394.52
Animal, Insect, & Rodent Control	241,663.16	School	125,074,266	Cancelled, Abated or Adjusted (1990)	19,451.42
Other Welfare Services	41,197.00	Self-Liquidating	89,604,156	Transfers to Foreclosed Property	33,969.14
RECREATION and CONSERVATION		Other	358,902,895	Balance December 31, 1990	5,868,683.25
Beaches and Boardwalks	1,096,912.90	Total	573,581,317	PROPERTY ACQUIRED BY DEED OR FORECLOSURE	
Parks, Playgrounds, Shade Trees	3,457,296.59	ISSUED AND OUTSTANDING		Balance January 1, 1990	15,830,066.50
Land Reclamation & Conservation	8,049,499.09	School	113,803,628.52	Transfers From Taxes or Liens	38,069.70
Other Recreational Services	3,980,931.62	Self-Liquidating	51,388,488.26	Sale for Cash (1990)	58,650.00
EDUCATION (excluding schools)		Other	250,334,339.74	Cancelled, Abated or Adjusted (1990)	129,800.00
Libraries	4,163,694.28	Total	415,526,456.52	Balance December 31, 1990	15,679,686.20
Other Educational Services	754,750.79	EQUALIZED VALUATION BASIS		CURRENT FINANCES DECEMBER 31, 1990	
STATUTORY EXPENDITURES		FOR NET DEBT COMPUTATION	38,534,927,754.00	ASSETS	
Pensions & F. I. C. A.	19,543,232.53	REAL PROPERTY VALUATIONS		Cash Dec. 31, 1990	176,910,331.95
Employee Fringe Benefits	14,398,364.12	Code Class # of Parcels % VAL'N	ASSESSED VALUATION	Taxes Receivable	38,352,430.94
Other Statutory Expenditures	74,254.45	1 Vacant Land		Tax Title Liens	5,868,683.25
CETA And Other Public Employment Programs		2 Residential		Foreclosed Property	15,679,686.20
MUNICIPAL FUNCTIONS TOTAL	264,632,949.13	3 Farm		Emergencies & Other Deferred Charges	8,684,585.27
CAPITAL IMPROVEMENTS *MEMO*	1,998,315.00	4a Commercial (SEE PAGE 31)		State and Federal Aid Receivable	2,325,979.20
DEBT SERVICE		4b Industrial		Other Receivables	5,320,295.85
Principal Payments	20,165,057.70	4c Apartments		Total	253,141,992.66
Interest Payments	15,262,813.42	Total		LIABILITIES, RESERVES, AND SURPLUS	
TYPE I SCHL DEBT *MEMO	377,186.00	Land Area 471.57 Sq. Miles		Cash Liabilities	125,773,665.97
DEFERRED CHARGES	7,473,390.39	Net Valuation Taxable-Municipal	30,753,118,759.00	Reserves for Receivables	63,731,221.77
SCHOOL, COUNTY, SPECIAL DISTRICT TAXES	597,756,731.67	Net Valuation Taxable-County	40,822,907,038.00	Surplus Dec. 31, 1990	63,637,104.92
RESERVE FOR UNCOLLECTED TAXES	44,130,041.95	State Equalized Valuation	40,953,026,886.00	Total	253,141,992.66
EXPENDITURES TOTAL	949,420,984.26	State Equalization Ratio			



1499

Population 1980 407,630  
 Population 1990 421,353  
 S & P Rating  
 Moody Rating

General Tax Rate Per \$100.

State Equalized Tax Rate

# SUMMARY MORRIS COUNTY MUNICIPALITIES

## PER CAPITA:

Gross Debt 1,685.02  
 Net Debt 786.92  
 Debt Service 79.36  
 Total Tax Levy 1,631.99  
 Municipal Expenditures 713.31

## PER CENT:

Gross Debt 1.82  
 Net Debt .85  
 Tax Levy Collected 96.57  
 Tax Levy Cancelled, Abated or Adjusted .52

EXPENDITURES		REVENUES-REALIZED		1990 PROPERTY TAX	
<b>GENERAL GOVERNMENT</b>				<b>STATE EQUALIZED TAX RATE</b>	
Governing Body & Public Boards	533,986.10	1990 Property Taxes Collected	665,017,063.08	Local District School Taxes	302,295,086.02
Municipal Clerk	907,578.28	1990 Payments in Lieu of Taxes	371,768.89	Regional & Consolidated School Tax	98,172,261.19
Financial Administration	4,070,944.25	Delinquent Tax & Lien Collections	13,410,413.27	School Taxes in Municipal Budget	
Assessment of Taxes	2,392,820.24	Business Personalty Replacement Taxes	6,885,533.23	County Taxes	111,270,266.66
Collection of Taxes	1,959,243.85	Taxes from Public Utilities	32,768,785.78	County Library Taxes	
Planning, Housing & Development	4,456,008.59	Other Miscellaneous Tax Revenues	3,470,346.75	Local Municipal Purpose Taxes	162,908,561.77
Human Resources	2,947,119.99	State Aid Revenues	5,573,839.39	Veteron & Senior Citizen Taxes	2,457,000.00
Elections	766,100.10	Federal Aid Revenues	401,407.90	Total Taxes for Rate Computation	677,103,175.64
General Administration (other)	27,803,041.61	State and Local Fiscal Assistance Act Utilized		Special District Taxes	7,317,337.95
<b>JUDICIARY</b>		Sale of Acquired Property	5,000.00	Bank Corp. Taxes	
Municipal Courts	3,602,800.23	Other Miscellaneous Revenues	56,368,801.12	Added and Omitted Taxes	5,679,599.69
<b>PUBLIC SAFETY</b>		Total	784,272,959.41	Total Taxes Levied - ABSTRACT	687,643,113.23
Fire Protection	7,070,035.08	Prior Years Surplus Appropriated	34,248,048.46	Total Taxes Billed	688,634,265.12
Police Protection	53,992,469.77	<b>REVENUES TOTAL</b>	818,521,007.97	<b>1990 TAXES COLLECTED</b>	665,017,063.08
Civil Defense & Disaster Control	331,584.18	Reserve For Uncollected Taxes	28,723,441.24	1990 Taxes Cancelled, Abated or Adjusted	3,565,869.20
Environmental Inspection & Control	4,527,657.68	<b>CAPITAL OUTLAY TOTAL</b>	91,184,871.52	Transfer to Tax Title Liens or Foreclosed	1,877,656.52
Other Public Safety	112,096.00			Balance Outstanding Dec. 31, 1990	18,173,676.32
<b>PUBLIC WORKS</b>				<b>PRIOR YEARS TAXES OUTSTANDING</b>	
Streets and Drainage	21,441,003.78	Public Enterprises	29,161,775.79	Balance January 1, 1990	15,053,464.33
Sewers and Sewage Processing	13,354,772.96	Recreation-Culture	1,261,954.83	Collected in 1990	12,844,023.06
Garbage and Trash Disposal	25,074,324.79	Public Works	39,718,581.29	Cancelled, Abated or Adjusted 1990	354,629.80
Public Buildings and Grounds	4,765,787.99	Buildings and Grounds	20,676,198.54	Transfers to Tax Title Liens or Foreclosed	1,015,222.57
Other Public Works	3,303,850.85	Library and Education	154,657.40	Balance December 31, 1990	839,538.90
<b>HEALTH AND WELFARE</b>		Conservation	211,703.67	<b>TAX TITLE LIENS OUTSTANDING</b>	
Health Services Except Environmental	5,378,153.33	All Other		Balance January 1, 1990	3,248,820.12
Welfare-Public Assistance	786,176.68	<b>CAPITAL DEBT AUTHORIZED, DECEMBER 31, 1990</b>		Transfer From Taxes	3,123,844.81
Hospital, Clinics, First Aid	36,960.00	<b>ISSUED AND UNISSUED</b>		Redeemed in 1990	566,390.21
Animal, Insect, & Rodent Control	504,873.25	School	67,511,213	Cancelled, Abated or Adjusted (1990)	374,790.69
Other Welfare Services	33,294.00	Self-Liquidating	208,137,003	Transfers to Foreclosed Property	115,437.43
<b>RECREATION and CONSERVATION</b>		Other	434,340,148	Balance December 31, 1990	5,316,047.20
Beaches and Boardwalks	6,134.01	Total	709,988,364	<b>PROPERTY ACQUIRED BY DEED OR FORECLOSURE</b>	
Parks, Playgrounds, Shade Trees	4,007,615.23	<b>ISSUED AND OUTSTANDING</b>		Balance January 1, 1990	8,061,992.77
Land Reclamation & Conservation	1,555,046.35	School	60,982,927.36	Transfers From Taxes or Liens	124,299.32
Other Recreational Services	4,024,423.62	Self-Liquidating	146,255,602.87	Sale for Cash (1990)	5,000.00
<b>EDUCATION (excluding schools)</b>		Other	336,431,024.65	Cancelled, Abated or Adjusted (1990)	50,125.00
Libraries	9,806,321.95	Total	543,569,549.38	Balance December 31, 1990	8,131,167.09
Other Educational Services	72,425.35	<b>EQUALIZED VALUATION BASIS</b>		<b>CURRENT FINANCES DECEMBER 31, 1990</b>	
<b>STATUTORY EXPENDITURES</b>		<b>FOR NET DEBT COMPUTATION</b>	39,083,857,505.33	<b>ASSETS</b>	
Pensions & F. I. C. A.	15,094,192.05	<b>REAL PROPERTY VALUATIONS</b>		Cash Dec. 31, 1990	87,169,366.26
Employee Fringe Benefits	10,851,782.30	Code Class # of Parcels % VAL'N		Taxes Receivable	19,013,265.22
Other Statutory Expenditures	60,240.23	1 Vacant Land		Tax Title Liens	5,310,047.20
<b>CETA And Other Public Employment Programs</b>		2 Residential		Foreclosed Property	8,131,167.09
<b>MUNICIPAL FUNCTIONS TOTAL</b>	235,640,875.17	3 Farm		Emergencies & Other Deferred Charges	3,842,429.49
<b>CAPITAL IMPROVEMENTS *MEMO*</b>	5,909,737.55	4a Commercial (SEE PAGE 33)		State and Federal Aid Receivable	16,604,428.13
<b>DEBT SERVICE</b>		4b Industrial		Other Receivables	3,775,854.73
Principal Payments	16,431,761.90	4c Apartments		Total	143,852,553.17
Interest Payments	17,006,079.19	Total		<b>LIABILITIES, RESERVES, AND SURPLUS</b>	
<b>DEFERRED CHARGES</b>	2,752,275.50	Land Area 470.24 Sq. Miles		Cash Liabilities	43,524,170.38
<b>SCHOOL, COUNTY, SPECIAL DISTRICT TAXES</b>	519,054,951.82	Net Valuation Taxable-Municipal	24,324,062,634.00	Reserves for Receivables	51,863,415.16
<b>RESERVE FOR UNCOLLECTED TAXES</b>	28,723,441.24	Net Valuation Taxable-County	43,853,704,507.00	Surplus Dec. 31, 1990	43,464,972.13
<b>EXPENDITURES TOTAL</b>	819,609,334.82	State Equalized Valuation	41,059,275,185.00	Total	143,852,553.17
		State Equalization Ratio			

Population 1980 346,038  
 Population 1990 433,203  
 S & P Rating  
 Moody Rating

General Tax Rate Per \$100.  
 State Equalized Tax Rate

# SUMMARY OCEAN COUNTY MUNICIPALITIES

PER CAPITA: Gross Debt 879.14 Gross Debt 1.19  
 Net Debt 478.73 Net Debt .65  
 Debt Service 46.56 Tax Levy Collected 93.60  
 Total Tax Levy 1,314.55 Tax Levy Cancelled, Abated or Adjusted .65  
 Municipal Expenditures 603.95

EXPENDITURES		REVENUES-REALIZED		1990 PROPERTY TAX	
GENERAL GOVERNMENT				STATE EQUALIZED TAX RATE	
Governing Body & Public Boards	426,575.07	1990 Property Taxes Collected	533,274,301.21	Local District School Taxes	185,212,162.19
Municipal Clerk	824,205.12	1990 Payments in Lieu of Taxes	242,440.91	Regional & Consolidated School Tax	112,421,612.80
Financial Administration	2,520,700.60	Delinquent Tax & Lien Collections	24,043,583.45	School Taxes in Municipal Budget	
Assessment of Taxes	4,562,867.14	Business Personalty Replacement Taxes	1,977,411.32	County Taxes	* 129,502,262.79
Collection of Taxes	2,983,598.68	Taxes from Public Utilities	37,432,660.56	County Library Taxes	8,018,000.00
Planning, Housing & Development	2,662,901.11	Other Miscellaneous Tax Revenues		Local Municipal Purpose Taxes	120,409,738.17
Human Resources	3,437,975.50	State Aid Revenues	5,808,671.99	Veteran & Senior Citizen Taxes	6,619,750.00
Elections	99,653.16	Federal Aid Revenues		Total Taxes for Rate Computation	562,183,525.95
General Administration (other)	26,234,311.00	State and Local Fiscal Assistance Act Utilized	392.49	Special District Taxes	7,794,362.51
JUDICIARY		Sale of Acquired Property	972,223.80	Bank Corp. Taxes	
Municipal Courts	3,121,408.52	Other Miscellaneous Revenues	43,827,173.47	Added and Omitted Taxes	6,109,060.99
PUBLIC SAFETY		Total	647,575,969.20	Total Taxes Levied - ABSTRACT	569,467,199.45
Fire Protection	1,639,543.29	Prior Years Surplus Appropriated	41,700,282.23	Total Taxes Billed	569,735,922.91
Police Protection	45,213,696.34	REVENUES TOTAL	689,276,151.48	1990 TAXES COLLECTED	533,274,301.21
Civil Defense & Disaster Control	260,337.17	Reserve For Uncollected Taxes	35,279,329.88	1990 Taxes Cancelled, Abated or Adjusted	3,683,852.26
Environmental Inspection & Control	3,044,439.13	CAPITAL OUTLAY TOTAL	28,912,396.24	Transfer to Tax Title Liens or Foreclosed	3,719,051.83
Other Public Safety				Balance Outstanding Dec. 31, 1990	29,058,717.61
PUBLIC WORKS				PRIOR YEARS TAXES OUTSTANDING	
Streets and Drainage	12,963,541.80	Public Enterprises	2,204,573.33	Balance January 1, 1990	26,931,944.00
Sewers and Sewage Processing	3,095,635.43	Recreation-Culture	1,442,106.49	Collected in 1990	22,343,762.57
Garbage and Trash Disposal	30,981,009.13	Public Works	7,553,064.34	Cancelled, Abated or Adjusted 1990	1,047,695.59
Public Buildings and Grounds	4,383,245.78	Buildings and Grounds	16,950,017.82	Transfers to Tax Title Liens or Foreclosed	2,004,250.77
Other Public Works	5,806,569.94	Library and Education	582,069.84	Balance December 31, 1990	1,536,235.07
HEALTH and WELFARE		Conservation	280,564.37	TAX TITLE LIENS OUTSTANDING	
Health Services Except Environmental	5,036,970.94	All Other		Balance January 1, 1990	4,029,455.83
Welfare-Public Assistance	1,873,835.00	CAPITAL DEBT AUTHORIZED, DECEMBER 31, 1990		Transfer From Taxes	5,977,597.95
Hospital, Clinics, First Aid	83,000.00	ISSUED AND UNISSUED GROSS DEBT		Redeemed in 1990	1,696,825.88
Animal, Insect, & Rodent Control	452,843.13	School	129,723,321	Cancelled, Abated or Adjusted (1990)	3,463.31
Other Welfare Services	119,909.00	Self-Liquidating	42,534,563	Transfers to Foreclosed Property	133,690.83
RECREATION and CONSERVATION		Other	208,536,781	Balance December 31, 1990	8,173,073.76
Beaches and Boardwalks	2,757,643.11	Total	380,844,665	PROPERTY ACQUIRED BY DEED OR FORECLOSURE	
Parks, Playgrounds, Shade Trees	1,731,935.22	ISSUED AND OUTSTANDING		Balance January 1, 1990	23,672,817.62
Land Reclamation & Conservation	3,553,913.74	School	103,697,180.18	Transfers From Taxes or Liens	163,221.84
Other Recreational Services	2,863,681.08	Self-Liquidating	31,809,787.98	Sale for Cash (1990)	343,330.00
EDUCATION (excluding schools)		Other	157,812,761.40	Cancelled, Abated or Adjusted (1990)	425,570.00
Libraries	885,829.31	Total	293,319,729.46	Balance December 31, 1990	23,067,139.46
Other Educational Services	1,516,051.85	EQUALIZED VALUATION BASIS		CURRENT FINANCES DECEMBER 31, 1990	
STATUTORY EXPENDITURES		FOR NET DEBT COMPUTATION	32,102,035,746.00	ASSETS	
Pensions & F. I. C. A.	14,487,346.78	REAL PROPERTY VALUATIONS		Cash Dec. 31, 1990	125,601,964.60
Employee Fringe Benefits	11,263,305.73	Code Class # of Parcels % VAL'N	ASSESSED VALUATION	Taxes Receivable	30,594,952.68
Other Statutory Expenditures	196,842.20	1 Vacant Land		Tax Title Liens	8,173,073.76
CETA And Other Public Employment Programs		2 Residential		Foreclosed Property	23,067,139.46
MUNICIPAL FUNCTIONS TOTAL	201,125,606.05	3 Farm		Emergencies & Other Deferred Charges	7,153,342.79
CAPITAL IMPROVEMENTS *MEMO*	1,006,445.90	4a Commercial (SEE PAGE 35)		State and Federal Aid Receivable	2,483,226.99
DEBT SERVICE		4b Industrial		Other Receivables	5,244,395.34
Principal Payments	9,854,603.47	4c Apartments		Total	202,318,095.62
Interest Payments	10,313,929.96	Total		LIABILITIES, RESERVES, AND SURPLUS	
DEFERRED CHARGES	5,053,754.55	Land Area 637.09 Sq. Miles		Cash Liabilities	84,605,171.42
SCHOOL, COUNTY, SPECIAL DISTRICT TAXES	442,948,400.29	Net Valuation Taxable-Municipal	22,836,442,300.00	Reserves for Receivables	66,964,367.34
RESERVE FOR UNCOLLECTED TAXES	35,279,329.88	Net Valuation Taxable-County	34,145,286,438.00	Surplus Dec. 31, 1990	50,748,056.86
EXPENDITURES TOTAL	704,580,654.20	State Equalized Valuation	34,005,116,319.00	Total	202,318,095.62
		State Equalization Ratio			

\*Includes County Health Service Taxes, County Vocational School Taxes, or County Open Space Tax. See Table 13.



1699

Population 1980 447,585

Population 1990 453,060

S &amp; P Rating

Moody Rating

General Tax Rate Per \$100.

State Equalized Tax Rate

# SUMMARY PASSAIC COUNTY MUNICIPALITIES

PER CAPITA:

Gross Debt 766.25

Net Debt 435.92

Debt Service 69.96

Total Tax Levy 1,143.10

Municipal Expenditures 700.07

PER CENT:

Gross Debt 1.49

Net Debt .85

Tax Levy Collected 95.67

Tax Levy Cancelled, Abated

or Adjusted .48

EXPENDITURES		REVENUES-REALIZED		1990 PROPERTY TAX	
GENERAL GOVERNMENT				STATE EQUALIZED TAX RATE	
Governing Body & Public Boards	890,821.00	1990 Property Taxes Collected	493,481,935.36	Local District School Taxes	213,028,999.72
Municipal Clerk	1,173,769.89	1990 Payments in Lieu of Taxes	3,124,957.54	Regional & Consolidated School Tax	20,087,794.39
Financial Administration	3,390,294.38	Delinquent Tax & Lien Collections	12,301,627.12	School Taxes in Municipal Budget	1,747,101.89
Assessment of Taxes	3,650,092.30	Business Personalty Replacement Taxes	10,098,731.72	County Taxes	108,814,674.90
Collection of Taxes	964,048.82	Taxes from Public Utilities	24,988,937.00	County Library Taxes	
Planning, Housing & Development	2,560,039.98	Other Miscellaneous Tax Revenues		Local Municipal Purpose Taxes	169,910,898.01
Human Resources	8,109,153.79	State Aid Revenues	45,918,436.43	Veteran & Senior Citizen Taxes	3,392,300.00
Elections	301,324.30	Federal Aid Revenues	741,396.39	Total Taxes for Rate Computation	516,991,758.65
General Administration (other)	27,251,130.61	State and Local Fiscal Assistance Act Utilized		Special District Taxes	2,752,670.00
JUDICIARY		Sale of Acquired Property	37,314.80	Bank Corp. Taxes	
Municipal Courts	2,859,603.24	Other Miscellaneous Revenues	40,178,638.16	Added and Omitted Taxes	1,552,257.72
PUBLIC SAFETY		Total	630,872,075.52	Total Taxes Levied - ABSTRACT	517,894,386.37
Fire Protection	19,623,789.66	Prior Years Surplus Appropriated	15,084,098.00	Total Taxes Billed	515,825,725.13
Police Protection	55,282,600.00	REVENUES TOTAL	645,956,173.52	1990 TAXES COLLECTED	493,481,935.36
Civil Defense & Disaster Control	457,039.00	Reserve For Uncollected Taxes	21,293,807.12	1990 Taxes Cancelled, Abated or Adjusted	2,486,824.22
Environmental Inspection & Control	2,567,259.69	CAPITAL OUTLAY TOTAL	19,815,995.01	Transfer to Tax Title Liens or Foreclosed	4,221,468.48
Other Public Safety	91,465.00			Balance Outstanding Dec. 31, 1990	15,648,676.57
PUBLIC WORKS				PRIOR YEARS TAXES OUTSTANDING	
Streets and Drainage	18,504,728.24	Public Enterprises	3,924,229.76	Balance January 1, 1990	13,697,320.32
Sewers and Sewage Processing	40,488,348.57	Recreation-Culture	102,823.60	Collected in 1990	10,752,981.59
Garbage and Trash Disposal	10,484,599.68	Public Works	8,940,582.73	Cancelled, Abated or Adjusted 1990	120,470.17
Public Buildings and Grounds	3,178,761.33	Buildings and Grounds	6,693,480.63	Transfers to Tax Title Liens or Foreclosed	2,227,331.70
Other Public Works	2,841,634.76	Library and Education	154,878.29	Balance December 31, 1990	596,536.86
HEALTH and WELFARE		Conservation		TAX TITLE LIENS OUTSTANDING	
Health Services Except Environmental	6,764,396.74	All Other		Balance January 1, 1990	4,062,973.71
Welfare-Public Assistance	1,070,659.31	CAPITAL DEBT AUTHORIZED, DECEMBER 31, 1990		Transfer From Taxes	6,929,796.35
Hospital, Clinics, First Aid	400.00	ISSUED AND UNISSUED		Redeemed in 1990	1,543,241.53
Animal, Insect, & Rodent Control	279,992.00	School	72,913,224	Cancelled, Abated or Adjusted (1990)	22,776.52
Other Welfare Services	1,302,462.82	Self-Liquidating	68,739,157	Transfers to Foreclosed Property	154,720.61
RECREATION and CONSERVATION		Other	205,506,385	Balance December 31, 1990	9,278,031.90
Beaches and Boardwalks		Total	347,158,766	PROPERTY ACQUIRED BY DEED OR FORECLOSURE	
Parks, Playgrounds, Shade Trees	2,481,397.00	ISSUED AND OUTSTANDING		Balance January 1, 1990	6,082,685.00
Land Reclamation & Conservation	2,168,582.32	School	54,977,999.62	Transfers From Taxes or Liens	119,775.80
Other Recreational Services	2,200,704.36	Self-Liquidating	36,636,010.45	Sale for Cash (1990)	31,314.80
EDUCATION (excluding schools)		Other	162,877,530.00	Cancelled, Abated or Adjusted (1990)	26,024.00
Libraries	7,582,108.02	Total	254,491,540.07	Balance December 31, 1990	6,145,122.00
Other Educational Services	160,685.61	EQUALIZED VALUATION BASIS		CURRENT FINANCES DECEMBER 31, 1990	
STATUTORY EXPENDITURES		FOR NET DEBT COMPUTATION	23,260,769,032.33	ASSETS	
Pensions & F. I. C. A.	21,765,051.07	REAL PROPERTY VALUATIONS		Cash Dec. 31, 1990	79,013,667.85
Employee Fringe Benefits	9,758,830.33	Code Class # of Parcels % VAL'N	ASSESSED VALUATION	Taxes Receivable	16,245,213.53
Other Statutory Expenditures	195,113.93	1 Vacant Land		Tax Title Liens	9,278,031.90
CETA And Other Public Employment Programs		2 Residential		Foreclosed Property	6,145,122.00
MUNICIPAL FUNCTIONS TOTAL	260,410,937.75	3 Farm		Emergencies & Other Deferred Charges	5,924,326.53
CAPITAL IMPROVEMENTS *MEMO*	756,531.00	4a Commercial (SEE PAGE 37)		State and Federal Aid Receivable	4,281,237.08
DEBT SERVICE		4b Industrial		Other Receivables	3,689,500.97
Principal Payments	17,015,011.54	4c Apartments		Total	124,577,099.86
Interest Payments	14,681,632.81	Total		LIABILITIES, RESERVES, AND SURPLUS	
TYPE I SCHL DEBT *MEMO	7,824,675.78	Land Area 192.01 Sq. Miles		Cash Liabilities	68,175,496.56
DEFERRED CHARGES	3,771,119.80	Net Valuation Taxable-Municipal	12,219,395,767.00	Reserves for Receivables	34,515,279.53
SCHOOL, COUNTY, SPECIAL DISTRICT TAXES	346,431,230.64	Net Valuation Taxable-County	24,573,756,304.00	Surplus Dec. 31, 1990	21,886,323.77
RESERVE FOR UNCOLLECTED TAXES	21,293,807.12	State Equalized Valuation	24,899,571,242.00	Total	124,577,099.86
EXPENDITURES TOTAL	663,603,739.66	State Equalization Ratio			

1799

Population 1980 64,676  
 Population 1990 65,294  
 S & P Rating  
 Moody Rating

General Tax Rate Per \$100.

State Equalized Tax Rate

# SUMMARY SALEM COUNTY MUNICIPALITIES

PER CAPITA:

Gross Debt 554.00  
 Net Debt 95.89  
 Debt Service 15.90  
 Total Tax Levy 783.93  
 Municipal Expenditures 637.62

PER CENT:

Gross Debt 1.78  
 Net Debt .31  
 Tax Levy Collected 88.98  
 Tax Levy Cancelled, Abated or Adjusted .38

EXPENDITURES		REVENUES-REALIZED		1990 PROPERTY TAX	
GENERAL GOVERNMENT				STATE EQUALIZED TAX RATE →	
Governing Body & Public Boards	100,883.25	1990 Property Taxes Collected	45,598,516.61	Local District School Taxes	18,828,274.92
Municipal Clerk	86,128.94	1990 Payments in Lieu of Taxes	420,496.83	Regional & Consolidated School Tax	7,262,598.43
Financial Administration	633,103.64	Delinquent Tax & Lien Collections	3,998,464.39	School Taxes in Municipal Budget	25,318.59
Assessment of Taxes	366,241.04	Business Personalty Replacement Taxes	2,935,798.00	County Taxes	18,575,502.78
Collection of Taxes	368,034.82	Taxes from Public Utilities	13,297,513.00	County Library Taxes	
Planning, Housing & Development	1,022,627.66	Other Miscellaneous Tax Revenues		Local Municipal Purpose Taxes	5,601,022.29
Human Resources	1,053,349.35	State Aid Revenues	1,989,768.86	Veteran & Senior Citizen Taxes	767,900.00
Elections	2,262.00	Federal Aid Revenues	515,284.03	Total Taxes for Rate Computation	51,060,617.01
General Administration (other)	7,476,215.43	State and Local Fiscal Assistance Act Utilized	6,079.00	Special District Taxes	282,287.90
JUDICIARY		Sale of Acquired Property	111,000.00	Bank Corp. Taxes	
Municipal Courts	681,990.45	Other Miscellaneous Revenues	11,054,419.23	Added and Omitted Taxes	611,129.25
PUBLIC SAFETY		Total	79,927,340.00	Total Taxes Levied - ABSTRACT	51,186,134.16
Fire Protection	760,780.76	Prior Years Surplus Appropriated	6,388,767.94	Total Taxes Billed	51,247,271.43
Police Protection	5,163,764.37	REVENUES TOTAL	86,316,107.84	1990 TAXES COLLECTED	45,598,516.61
Civil Defense & Disaster Control	124,330.54	Reserve For Uncollected Taxes	5,100,149.14	1990 Taxes Cancelled, Abated or Adjusted	195,835.40
Environmental Inspection & Control	547,952.59	CAPITAL OUTLAY TOTAL	3,959,927.18	Transfer to Tax Title Liens or Foreclosed	335,742.11
Other Public Safety				Balance Outstanding Dec. 31, 1990	5,019,187.04
PUBLIC WORKS				PRIOR YEARS TAXES OUTSTANDING	
Streets and Drainage	4,201,745.10	Public Enterprises	1,816,570.59	Balance January 1, 1990	4,006,134.94
Sewers and Sewage Processing	672,301.00	Recreation-Culture	13,736.27	Collected in 1990	3,670,629.52
Garbage and Trash Disposal	2,669,730.85	Public Works	880,995.57	Cancelled, Abated or Adjusted 1990	2,682.51
Public Buildings and Grounds	1,023,426.89	Buildings and Grounds	1,248,624.75	Transfers to Tax Title Liens or Foreclosed	143,418.05
Other Public Works	123,029.68	Library and Education		Balance December 31, 1990	189,404.86
HEALTH and WELFARE		Conservation		TAX TITLE LIENS OUTSTANDING	
Health Services Except Environmental	586,105.13	All Other		Balance January 1, 1990	1,121,295.35
Welfare-Public Assistance	134,733.32	CAPITAL DEBT AUTHORIZED, DECEMBER 31, 1990		Transfer From Taxes	508,911.89
Hospital, Clinics, First Aid	35,360.00	ISSUED AND UNISSUED		Redeemed in 1990	328,409.66
Animal, Insect, & Rodent Control	205,618.00	School	22,130,393	Cancelled, Abated or Adjusted (1990)	6,928.65
Other Welfare Services	1,000.00	Self-Liquidating	7,800,920	Transfers to Foreclosed Property	130,868.56
RECREATION and CONSERVATION		Other	6,241,341	Balance December 31, 1990	1,164,000.37
Beaches and Boardwalks	36,456.00	Total	36,172,654	PROPERTY ACQUIRED BY DEED OR FORECLOSURE	
Parks, Playgrounds, Shade Trees	102,911.00	ISSUED AND OUTSTANDING		Balance January 1, 1990	959,055.54
Land Reclamation & Conservation	41,393.85	School	21,376,394.78	Transfers From Taxes or Liens	130,868.56
Other Recreational Services	882,179.29	Self-Liquidating	7,616,870.00	Sale for Cash (1990)	111,000.00
EDUCATION (excluding schools)		Other	3,328,096.64	Cancelled, Abated or Adjusted (1990)	146,928.10
Libraries	211,650.00	Total	32,321,361.42	Balance December 31, 1990	831,996.00
Other Educational Services	2,140,539.00	EQUALIZED VALUATION BASIS		CURRENT FINANCES DECEMBER 31, 1990	
STATUTORY EXPENDITURES		FOR NET DEBT COMPUTATION	2,036,563,932.33	ASSETS	
Pensions & F. I. C. A.	1,699,652.56	REAL PROPERTY VALUATIONS		Cash Dec. 31, 1990	17,799,627.61
Employee Fringe Benefits	1,773,618.75	Code Class # of Parcels % VAL'N		Taxes Receivable	5,208,591.90
Other Statutory Expenditures	41,793.00	1 Vacant Land		Tax Title Liens	1,164,000.37
CETA And Other Public Employment Programs		2 Residential		Foreclosed Property	831,996.00
MUNICIPAL FUNCTIONS TOTAL	34,976,078.26	3 Farm		Emergencies & Other Deferred Charges	542,493.65
CAPITAL IMPROVEMENTS *MEMO*	695,000.00	4a Commercial (SEE PAGE 39)		State and Federal Aid Receivable	489,554.52
DEBT SERVICE		4b Industrial		Other Receivables	907,592.47
Principal Payments	653,139.99	4c Apartments		Total	26,943,856.52
Interest Payments	384,830.52	Total		LIABILITIES, RESERVES, AND SURPLUS	
TYPE I SCHL DEBT *MEMO	409,759.25	Land Area 346.56 Sq. Miles		Cash Liabilities	7,898,793.08
DEFERRED CHARGES	518,414.79	Net Valuation Taxable-Municipal	1,383,625,059.00	Reserves for Receivables	8,073,443.06
SCHOOL, COUNTY, SPECIAL DISTRICT TAXES	44,973,982.62	Net Valuation Taxable-County	2,168,397,683.00	Surplus Dec. 31, 1990	10,971,620.38
RESERVE FOR UNCOLLECTED TAXES	5,100,149.14	State Equalized Valuation	2,360,140,559.00	Total	26,943,856.52
EXPENDITURES TOTAL	86,606,595.32	State Equalization Ratio			



1899

Population 1980 203,129  
Population 1990 240,279  
S & P Rating  
Moody Rating

General Tax Rate Per \$100.

State Equalized Tax Rate

# SUMMARY SOMERSET COUNTY MUNICIPALITIES

PER CAPITA:

Gross Debt 1,049.30  
Net Debt 702.46  
Debt Service 58.72  
Total Tax Levy 1,588.06  
Municipal Expenditures 590.97

PER CENT:

Gross Debt 1.17  
Net Debt .78  
Tax Levy Collected 95.75  
Tax Levy Cancelled, Abated or Adjusted .39

EXPENDITURES		REVENUES-REALIZED		1990 PROPERTY TAX	
<b>GENERAL GOVERNMENT</b>				<b>STATE EQUALIZED TAX RATE</b>	
Governing Body & Public Boards	255,939.00	1990 Property Taxes Collected	306,181,194.25	Local District School Taxes	156,808,136.63
Municipal Clerk	418,249.05	1990 Payments in Lieu of Taxes	109,960.36	Regional & Consolidated School Tax	47,651,790.23
Financial Administration	1,930,611.77	Delinquent Tax & Lien Collections	11,281,279.60	School Taxes in Municipal Budget	
Assessment of Taxes	1,126,279.95	Business Personalty Replacement Taxes	4,996,776.24	County Taxes	* 97,900,000.00
Collection of Taxes	1,311,878.82	Taxes from Public Utilities	20,406,459.00	County Library Taxes	3,082,833.00
Planning, Housing & Development	2,679,437.15	Other Miscellaneous Tax Revenues	2,714,703.31	Local Municipal Purpose Taxes	66,477,752.16
Human Resources	1,204,619.48	State Aid Revenues		Veteran & Senior Citizen Taxes	1,569,050.00
Elections	150,936.65	Federal Aid Revenues		Total Taxes for Rate Computation	373,489,552.02
General Administration (other)	16,546,366.35	State and Local Fiscal Assistance Act Utilized		Special District Taxes	3,895,607.23
<b>JUDICIARY</b>		Sale of Acquired Property		Bank Corp. Taxes	
Municipal Courts	1,874,312.03	Other Miscellaneous Revenues	27,303,575.24	Added and Omitted Taxes	5,760,973.57
<b>PUBLIC SAFETY</b>		Total	432,993,948.50	Total Taxes Levied - ABSTRACT	381,577,082.82
Fire Protection	4,575,468.61	Prior Years Surplus Appropriated	21,412,915.71	Total Taxes Billed	382,426,575.25
Police Protection	26,442,954.20	<b>REVENUES TOTAL</b>	454,411,864.21	<b>1990 TAXES COLLECTED</b>	366,181,194.25
Civil Defense & Disaster Control	61,907.00	Reserve For Uncollected Taxes	16,907,641.20	1990 Taxes Cancelled, Abated or Adjusted	1,496,204.21
Environmental Inspection & Control	2,903,242.16	<b>CAPITAL OUTLAY TOTAL</b>	34,913,525.45	Transfer to Tax Title Liens or Foreclosed	1,006,363.42
Other Public Safety	6,000.00			Balance Outstanding Dec. 31, 1990	13,743,112.37
<b>PUBLIC WORKS</b>				<b>PRIOR YEARS TAXES OUTSTANDING</b>	
Streets and Drainage	12,876,017.07	Public Enterprises	1,203,193.38	Balance January 1, 1990	12,563,175.70
Sewers and Sewage Processing	3,105,703.04	Recreation—Culture	921,697.66	Collected in 1990	10,841,325.42
Garbage and Trash Disposal	4,033,645.96	Public Works	16,025,006.07	Cancelled, Abated or Adjusted 1990	272,050.11
Public Buildings and Grounds	2,626,336.52	Buildings and Grounds	16,627,605.22	Transfers to Tax Title Liens or Foreclosed	622,408.27
Other Public Works	489,953.44	Library and Education	136,023.12	Balance December 31, 1990	926,785.70
<b>HEALTH and WELFARE</b>		Conservation		<b>TAX TITLE LIENS OUTSTANDING</b>	
Health Services Except Environmental	2,097,398.13	All Other		Balance January 1, 1990	1,171,063.09
Welfare—Public Assistance	469,822.19	<b>CAPITAL DEBT AUTHORIZED, DECEMBER 31, 1990</b>		Transfer From Taxes	1,082,171.02
Hospital, Clinics, First Aid	105,170.00	<b>ISSUED AND UNISSUED</b>		Redeemed in 1990	439,954.18
Animal, Insect, & Rodent Control	212,874.45	School	52,554,524	Cancelled, Abated or Adjusted (1990)	33,930.61
Other Welfare Services	84,476.00	Self-Liquidating	26,534,400	Transfers to Foreclosed Property	
<b>RECREATION and CONSERVATION</b>		Other	163,036,382	Balance December 31, 1990	2,379,349.32
Beaches and Boardwalks		Total	252,125,306	<b>PROPERTY ACQUIRED BY DEED OR FORECLOSURE</b>	
Parks, Playgrounds, Shade Trees	781,966.88	<b>ISSUED AND OUTSTANDING</b>		Balance January 1, 1990	2,619,552.00
Land Reclamation & Conservation	1,267,342.60	School	39,154,525.64	Transfers From Taxes or Liens	
Other Recreational Services	2,308,276.59	Self-Liquidating	22,688,954.13	Sale for Cash (1990)	
<b>EDUCATION (excluding schools)</b>		Other	119,327,060.14	Cancelled, Abated or Adjusted (1990)	
Libraries	3,015,213.36	Total	181,670,539.91	Balance December 31, 1990	2,619,552.00
Other Educational Services	163,450.52	<b>EQUALIZED VALUATION BASIS FOR NET DEBT COMPUTATION</b>	21,536,786,694.00	<b>CURRENT FINANCES DECEMBER 31, 1990</b>	
<b>STATUTORY EXPENDITURES</b>		<b>REAL PROPERTY VALUATIONS</b>		<b>ASSETS</b>	
Pensions & F. I. C. A.	8,173,667.47	Code Class # of Parcels % VAL'N		Cash Dec. 31, 1990	58,300,374.73
Employee Fringe Benefits	6,089,500.19	1 Vacant Land		Taxes Receivable	14,669,898.27
Other Statutory Expenditures	50,193.00	2 Residential		Tax Title Liens	2,379,349.32
CETA And Other Public Employment Programs		3 Farm		Foreclosed Property	2,619,552.00
<b>MUNICIPAL FUNCTIONS TOTAL</b>	109,436,955.13	4a Commercial (SEE PAGE 41)		Emergencies & Other Deferred Charges	1,541,625.05
<b>*MEMO*</b>		4b Industrial		State and Federal Aid Receivable	305,243.77
<b>CAPITAL IMPROVEMENTS</b>	4,194,193.68	4c Apartments		Other Receivables	1,400,087.63
<b>DEBT SERVICE</b>		Total		Total	81,216,790.77
Principal Payments	7,153,410.39	Land Area 305.55 Sq. Miles		<b>LIABILITIES, RESERVES, AND SURPLUS</b>	
Interest Payments	6,951,686.87	Net Valuation Taxable-Municipal	16,422,788,033.00	Cash Liabilities	27,674,857.48
<b>DEFERRED CHARGES</b>	1,543,115.10	Net Valuation Taxable-County	23,121,513,322.00	Reserves for Receivables	21,053,378.42
<b>SCHOOL, COUNTY, SPECIAL DISTRICT TAXES</b>	309,338,357.09	State Equalized Valuation	23,116,185,123.00	Surplus Dec. 31, 1990	32,488,594.37
<b>RESERVE FOR UNCOLLECTED TAXES</b>	16,907,641.20	State Equalization Ratio		Total	81,216,790.77
<b>EXPENDITURES TOTAL</b>	451,336,165.78				

\*Includes County Health Service Taxes, County Vocational School Taxes, or County Open Space Tax. See Table 13.

Population 1980 **116,119**  
 Population 1990 **130,943**  
 S & P Rating  
 Moody Rating

General Tax Rate Per \$100.

State Equalized Tax Rate

# SUMMARY SUSSEX COUNTY MUNICIPALITIES

PER CAPITA: Gross Debt **924.70** Gross Debt **1.53**  
 Net Debt **291.77** Net Debt **.48**  
 Debt Service **32.84** Tax Levy Collected **93.38**  
 Total Tax Levy **1,278.15** Tax Levy Cancelled, Abated or Adjusted **.31**  
 Municipal Expenditures **510.19**

EXPENDITURES		REVENUES-REALIZED		1990 PROPERTY TAX	
GENERAL GOVERNMENT				STATE EQUALIZED TAX RATE <span style="float:right">→</span>	
Governing Body & Public Boards	40,330.24	1990 Property Taxes Collected	156,561,999.29	Local District School Taxes	71,102,519.78
Municipal Clerk	120,940.04	1990 Payments in Lieu of Taxes	274,760.72	Regional & Consolidated School Tax	29,194,414.93
Financial Administration	903,283.03	Delinquent Tax & Lien Collections	7,354,525.96	School Taxes in Municipal Budget	
Assessment of Taxes	835,199.29	Business Personalty Replacement Taxes	1,302,404.04	County Taxes	* 30,472,000.00
Collection of Taxes	1,040,606.30	Taxes from Public Utilities	6,912,504.00	County Library Taxes	1,564,363.00
Planning, Housing & Development	2,120,638.47	Other Miscellaneous Tax Revenues	591,388.75	Local Municipal Purpose Taxes	33,254,044.65
Human Resources	595,797.61	State Aid Revenues	1,777,662.76	Veteran & Senior Citizen Taxes	894,450.00
Elections	132,833.39	Federal Aid Revenues	30,000.00	Total Taxes for Rate Computation	166,481,792.36
General Administration (other)	6,852,035.20	State and Local Fiscal Assistance Act Utilized		Special District Taxes	49,500.00
JUDICIARY		Sale of Acquired Property		Bank Corp. Taxes	
Municipal Courts	955,733.61	Other Miscellaneous Revenues	10,315,235.88	Added and Omitted Taxes	1,727,752.69
PUBLIC SAFETY		Total	185,120,481.40	Total Taxes Levied - ABSTRACT	167,364,595.05
Fire Protection	1,246,489.62	Prior Years Surplus Appropriated	10,063,451.93	Total Taxes Billed	167,658,651.57
Police Protection	9,052,715.25	REVENUES TOTAL	195,183,933.33	1990 TAXES COLLECTED	156,561,999.29
Civil Defense & Disaster Control	47,578.00	Reserve For Uncollected Taxes	12,922,327.08	1990 Taxes Cancelled, Abated or Adjusted	525,074.76
Environmental Inspection & Control	1,126,026.83	CAPITAL OUTLAY TOTAL	15,683,662.22	Transfer to Tax Title Liens or Foreclosed	571,663.44
Other Public Safety				Balance Outstanding Dec. 31, 1990	10,024,448.54
PUBLIC WORKS				PRIOR YEARS TAXES OUTSTANDING	
Streets and Drainage	8,858,578.07	Public Enterprises	6,332,379.96	Balance January 1, 1990	8,310,573.96
Sewers and Sewage Processing	1,090,853.36	Recreation—Culture	338,219.75	Collected in 1990	7,458,523.72
Garbage and Trash Disposal	1,712,993.23	Public Works	3,274,804.64	Cancelled, Abated or Adjusted 1990	99,973.06
Public Buildings and Grounds	1,266,639.57	Buildings and Grounds	5,735,754.87	Transfers to Tax Title Liens or Foreclosed	296,663.84
Other Public Works	1,196,137.44	Library and Education		Balance December 31, 1990	455,413.34
HEALTH and WELFARE		Conservation	2,503.00	TAX TITLE LIENS OUTSTANDING	
Health Services Except Environmental	922,802.25	All Other		Balance January 1, 1990	1,683,478.72
Welfare-Public Assistance	262,550.67	CAPITAL DEBT AUTHORIZED, DECEMBER 31, 1990		Transfer From Taxes	908,191.55
Hospital, Clinics, First Aid	12,531.00	ISSUED AND UNISSUED		Redeemed in 1990	359,909.47
Animal, Insect, & Rodent Control	323,335.12	School	47,776,236	Cancelled, Abated or Adjusted (1990)	41,223.65
Other Welfare Services	500.00	Self-Liquidating	35,844,028	Transfers to Foreclosed Property	63,187.50
RECREATION and CONSERVATION		Other	37,463,111	Balance December 31, 1990	2,127,349.65
Beaches and Boardwalks		Total	121,083,375	PROPERTY ACQUIRED BY DEED OR FORECLOSURE	
Parks, Playgrounds, Shade Trees	173,134.60	ISSUED AND OUTSTANDING		Balance January 1, 1990	5,608,199.34
Land Reclamation & Conservation	577,559.19	School	41,135,225.99	Transfers From Taxes or Liens	73,327.12
Other Recreational Services	737,964.40	Self-Liquidating	32,496,391.07	Sale for Cash (1990)	56,934.26
EDUCATION (excluding schools)		Other	23,930,943.38	Cancelled, Abated or Adjusted (1990)	28,965.74
Libraries	392,074.59	Total	97,562,560.44	Balance December 31, 1990	5,595,626.46
Other Educational Services	109,633.36	EQUALIZED VALUATION BASIS		CURRENT FINANCES DECEMBER 31, 1990	
STATUTORY EXPENDITURES		FOR NET DEBT COMPUTATION	7,936,525,493.33	ASSETS	
Pensions & F. I. C. A.	3,098,372.96	REAL PROPERTY VALUATIONS		Cash Dec. 31, 1990	24,436,419.49
Employee Fringe Benefits	2,895,302.73	Code Class # of Parcels % VAL'N		Taxes Receivable	10,479,861.88
Other Statutory Expenditures	40,718.50	1 Vacant Land		Tax Title Liens	2,127,349.65
CETA And Other Public Employment Programs		2 Residential		Foreclosed Property	5,595,626.46
MUNICIPAL FUNCTIONS TOTAL	48,752,143.22	3 Farm		Emergencies & Other Deferred Charges	1,158,643.25
CAPITAL IMPROVEMENTS *MEMO*	1,335,008.96	4a Commercial (SEE PAGE 43)		State and Federal Aid Receivable	324,831.60
DEBT SERVICE		4b Industrial		Other Receivables	1,463,665.84
Principal Payments	2,872,934.87	4c Apartments		Total	45,586,398.17
Interest Payments	1,427,520.13	Total		LIABILITIES, RESERVES, AND SURPLUS	
DEFERRED CHARGES	830,254.13	Land Area 524.71 Sq. Miles		Cash Liabilities	10,425,527.22
SCHOOL, COUNTY, SPECIAL DISTRICT TAXES	132,382,797.71	Net Valuation Taxable-Municipal	5,416,567,783.00	Reserves for Receivables	19,617,093.38
RESERVE FOR UNCOLLECTED TAXES	12,922,327.08	Net Valuation Taxable-County	8,438,618,214.00	Surplus Dec. 31, 1990	15,543,777.57
EXPENDITURES TOTAL	199,183,027.14	State Equalized Valuation	8,590,320,578.00	Total	45,586,398.17
		State Equalization Ratio			

\*Includes County Health Service Taxes, County Vocational School Taxes, or County Open Space Tax. See Table 13.



2099

Population 1980 504,094  
 Population 1990 493,819  
 S & P Rating  
 Moody Rating

General Tax Rate Per \$100.

State Equalized Tax Rate

# SUMMARY UNION COUNTY MUNICIPALITIES

PER CAPITA:

Gross Debt 510.38  
 Net Debt 377.93  
 Debt Service 64.30  
 Total Tax Levy 1,349.09  
 Municipal Expenditures 785.45

PER CENT:

Gross Debt .80  
 Net Debt .59  
 Tax Levy Collected 96.69  
 Tax Levy Cancelled, Abated or Adjusted 1.29

EXPENDITURES		REVENUES-REALIZED		1990 PROPERTY TAX	
<b>GENERAL GOVERNMENT</b>				<b>STATE EQUALIZED TAX RATE</b>	
Governing Body & Public Boards	921,114.00	1990 Property Taxes Collected	645,110,496.50	Local District School Taxes	269,045,555.75
Municipal Clerk	1,024,889.00	1990 Payments in Lieu of Taxes	1,361,217.11	Regional & Consolidated School Tax	54,891,715.18
Financial Administration	3,442,070.49	Delinquent Tax & Lien Collections	14,768,873.18	School Taxes in Municipal Budget	2,394,747.62
Assessment of Taxes	1,853,255.21	Business Personalty Replacement Taxes	14,244,444.08	County Taxes	* 137,888,600.00
Collection of Taxes	1,395,781.12	Taxes from Public Utilities	55,959,694.00	County Library Taxes	
Planning, Housing & Development	8,425,024.38	Other Miscellaneous Tax Revenues	107,512.60	Local Municipal Purpose Taxes	200,084,068.05
Human Resources	10,484,022.07	State Aid Revenues	43,245,059.11	Veteran & Senior Citizen Taxes	4,358,750.00
Elections	458,358.64	Federal Aid Revenues	870.00	Total Taxes for Rate Computation	668,663,436.80
General Administration (other)	28,429,021.61	State and Local Fiscal Assistance Act Utilized	125,000.00	Special District Taxes	
<b>JUDICIARY</b>		Sale of Acquired Property	49,261,896.33	Bank Corp. Taxes	
Municipal Courts	3,210,246.09	Other Miscellaneous Revenues	824,204,062.91	Added and Omitted Taxes	1,903,399.21
<b>PUBLIC SAFETY</b>		Total	22,495,472.00	Total Taxes Levied - ABSTRACT	666,208,586.01
Fire Protection	42,723,871.76	Prior Years Surplus Appropriated	846,699,534.91	Total Taxes Billed	667,221,500.99
Police Protection	61,863,531.68	REVENUES TOTAL	26,983,254.20	1990 TAXES COLLECTED	645,110,496.50
Civil Defense & Disaster Control	984,735.92	Reserve For Uncollected Taxes	26,983,254.20	1990 Taxes Cancelled, Abated or Adjusted	8,610,989.64
Environmental Inspection & Control	4,318,476.04	<b>CAPITAL OUTLAY TOTAL</b>	26,222,195.77	Transfer to Tax Title Liens or Foreclosed	2,150,013.96
Other Public Safety	53,025.00			Balance Outstanding Dec. 31, 1990	18,065,607.48
<b>PUBLIC WORKS</b>		Public Enterprises	4,824,890.05	<b>PRIOR YEARS TAXES OUTSTANDING</b>	
Streets and Drainage	19,056,749.77	Recreation-Culture	1,016,645.20	Balance January 1, 1990	15,890,168.87
Sewers and Sewage Processing	18,652,609.98	Public Works	6,941,236.42	Collected in 1990	13,856,737.97
Garbage and Trash Disposal	29,853,007.42	Buildings and Grounds	13,089,980.04	Cancelled, Abated or Adjusted 1990	202,542.03
Public Buildings and Grounds	6,256,052.73	Library and Education	262,068.87	Transfers to Tax Title Liens or Foreclosed	865,651.81
Other Public Works	5,144,503.59	Conservation	67,375.19	Balance December 31, 1990	965,237.01
<b>HEALTH and WELFARE</b>		All Other		<b>TAX TITLE LIENS OUTSTANDING</b>	
Health Services Except Environmental	4,939,663.62	<b>CAPITAL DEBT AUTHORIZED, DECEMBER 31, 1990</b>		Balance January 1, 1990	4,167,406.80
Welfare-Public Assistance	2,125,018.02	ISSUED AND UNISSUED		Transfer From Taxes	3,201,960.62
Hospital, Clinics, First Aid	5,500.00	School	31,973,840	Redeemed in 1990	932,135.21
Animal, Insect, & Rodent Control	246,061.00	Self-Liquidating	34,317,362	Cancelled, Abated or Adjusted (1990)	6,109.39
Other Welfare Services	590,067.00	Other	185,746,566	Transfers to Foreclosed Property	172,992.32
<b>RECREATION and CONSERVATION</b>		Total	252,037,768	Balance December 31, 1990	6,258,130.50
Beaches and Boardwalks		<b>ISSUED AND OUTSTANDING</b>		<b>PROPERTY ACQUIRED BY DEED OR FORECLOSURE</b>	
Parks, Playgrounds, Shade Trees	2,283,435.95	School	50,697,400.00	Balance January 1, 1990	11,366,240.50
Land Reclamation & Conservation	1,195,174.47	Self-Liquidating	32,065,679.00	Transfers From Taxes or Liens	194,590.70
Other Recreational Services	5,812,127.44	Other	139,228,028.07	Sale for Cash (1990)	47,850.00
<b>EDUCATION (excluding schools)</b>		Total	221,991,107.07	Cancelled, Abated or Adjusted (1990)	118,790.70
Libraries	11,729,322.35	<b>EQUALIZED VALUATION BASIS</b>		Balance December 31, 1990	11,394,190.50
Other Educational Services	41,660.80	FOR NET DEBT COMPUTATION	31,529,355,673.00	<b>CURRENT FINANCES DECEMBER 31, 1990</b>	
<b>STATUTORY EXPENDITURES</b>		<b>REAL PROPERTY VALUATIONS</b>		<b>ASSETS</b>	
Pensions & F. I. C. A.	25,985,100.16	Code Class # of Parcels % VAL'N	ASSESSED VALUATION	Cash Dec. 31, 1990	136,345,106.43
Employee Fringe Benefits	23,193,505.31	1 Vacant Land		Taxes Receivable	19,030,844.49
Other Statutory Expenditures	80,001.00	2 Residential		Tax Title Liens	6,258,130.50
<b>CETA And Other Public Employment Programs</b>		3 Farm		Foreclosed Property	11,394,190.50
<b>MUNICIPAL FUNCTIONS TOTAL</b>	326,777,053.62	4a Commercial (SEE PAGE 45)		Emergencies & Other Deferred Charges	3,500,955.41
<b>CAPITAL IMPROVEMENTS *MEMO*</b>	1,994,596.35	4b Industrial		State and Federal Aid Receivable	744,468.09
<b>DEBT SERVICE</b>		4c Apartments		Other Receivables	4,585,192.45
Principal Payments	17,462,706.57	Total		Total	181,858,887.87
Interest Payments	14,290,257.89	Land Area 102.93 Sq. Miles		<b>LIABILITIES, RESERVES, AND SURPLUS</b>	
TYPE I SCHL DEBT *MEMO	6,071,561.50	Net Valuation Taxable-Municipal	19,085,444,095.00	Cash Liabilities	95,575,180.17
<b>DEFERRED CHARGES</b>	2,355,785.82	Net Valuation Taxable-County	32,818,144,247.00	Reserves for Receivables	41,401,948.54
<b>SCHOOL, COUNTY, SPECIAL DISTRICT TAXES</b>	464,220,618.75	State Equalized Valuation	33,386,038,221.00	Surplus Dec. 31, 1990	44,881,759.16
<b>RESERVE FOR UNCOLLECTED TAXES</b>	26,983,254.20	State Equalization Ratio		Total	181,858,887.87
<b>EXPENDITURES TOTAL</b>	852,089,676.85				



Population 1980 84,429  
 Population 1990 91,007  
 S & P Rating  
 Moody Rating

General Tax Rate Per \$100.

State Equalized Tax Rate

# SUMMARY WARREN COUNTY MUNICIPALITIES

PER CAPITA:	PER CENT:
Gross Debt 763.89	Gross Debt 1.38
Net Debt 212.20	Net Debt .38
Debt Service 19.27	Tax Levy Collected 92.17
Total Tax Levy 1,229.26	Tax Levy Cancelled, Abated or Adjusted .64
Municipal Expenditures 492.96	

EXPENDITURES		REVENUES-REALIZED		1990 PROPERTY TAX	
GENERAL GOVERNMENT		1990 Property Taxes Collected 104,058,224.14		STATE EQUALIZED TAX RATE	
Governing Body & Public Boards	45,500.00	1990 Payments in Lieu of Taxes	212,841.73	Local District School Taxes	49,364,503.41
Municipal Clerk	94,952.92	Delinquent Tax & Lien Collections	6,195,139.02	Regional & Consolidated School Tax	11,303,697.20
Financial Administration	646,337.34	Business Personalty Replacement Taxes	1,653,828.75	School Taxes in Municipal Budget	
Assessment of Taxes	693,744.84	Taxes from Public Utilities	8,358,737.38	County Taxes	33,481,984.21
Collection of Taxes	521,504.05	Other Miscellaneous Tax Revenues	1,226,495.72	County Library Taxes	1,195,000.00
Planning, Housing & Development	1,375,800.70	State Aid Revenues	350,000.00	Local Municipal Purpose Taxes	16,099,520.69
Human Resources	683,385.71	Federal Aid Revenues	4,372.66	Veteran & Senior Citizen Taxes	921,900.00
Elections	117,450.94	State and Local Fiscal Assistance Act Utilized	9,633,772.99	Total Taxes for Rate Computation	112,366,605.51
General Administration (other)	5,104,609.41	Sale of Acquired Property	7,950,392.72	Special District Taxes	
JUDICIARY		Other Miscellaneous Revenues	131,698,412.39	Bank Corp. Taxes	
Municipal Courts	820,198.96	Prior Years Surplus Appropriated	7,950,392.72	Added and Omitted Taxes	1,163,871.82
PUBLIC SAFETY		REVENUES TOTAL	139,648,805.11	Total Taxes Levied - ABSTRACT	112,608,577.33
Fire Protection	915,688.70	Reserve For Uncollected Taxes	9,477,184.78	Total Taxes Billed	112,893,142.93
Police Protection	6,249,876.17	CAPITAL OUTLAY TOTAL	14,262,365.78	1990 TAXES COLLECTED	104,058,224.14
Civil Defense & Disaster Control	73,683.22	Public Enterprises	10,237,859.39	1990 Taxes Cancelled, Abated or Adjusted	725,189.64
Environmental Inspection & Control	613,140.62	Recreation—Culture	86,902.53	Transfer to Tax Title Liens or Foreclosed	658,517.12
Other Public Safety	800.00	Public Works	2,053,594.15	Balance Outstanding Dec. 31, 1990	7,451,211.93
PUBLIC WORKS		Buildings and Grounds	1,864,009.71	PRIOR YEARS TAXES OUTSTANDING	
Streets and Drainage	5,115,030.00	Library and Education		Balance January 1, 1990	6,281,978.09
Sewers and Sewage Processing	674,762.59	Conservation		Collected in 1990	5,632,884.98
Garbage and Trash Disposal	2,014,172.54	All Other		Cancelled, Abated or Adjusted 1990	79,772.06
Public Buildings and Grounds	1,114,706.84	CAPITAL DEBT AUTHORIZED, DECEMBER 31, 1990		Transfers to Tax Title Liens or Foreclosed	293,371.49
Other Public Works	63,354.48	ISSUED AND UNISSUED		Balance December 31, 1990	275,949.56
HEALTH and WELFARE		School	19,028,603	TAX TITLE LIENS OUTSTANDING	
Health Services Except Environmental	39,356.95	Self-Liquidating	32,983,319	Balance January 1, 1990	1,345,858.56
Welfare—Public Assistance	130,995.15	Other	17,966,120	Transfer From Taxes	1,000,139.44
Hospital, Clinics, First Aid	5,600.00	Total	69,978,042	Redeemed in 1990	562,254.04
Animal, Insect, & Rodent Control	185,252.04	ISSUED AND OUTSTANDING		Cancelled, Abated or Adjusted (1990)	3,316.28
Other Welfare Services		School	18,528,604.00	Transfers to Foreclosed Property	51,015.06
RECREATION and CONSERVATION		Self-Liquidating	25,843,388.47	Balance December 31, 1990	1,729,412.62
Beaches and Boardwalks		Other	13,392,722.36	PROPERTY ACQUIRED BY DEED OR FORECLOSURE	
Parks, Playgrounds, Shade Trees	288,677.37	Total	57,764,714.83	Balance January 1, 1990	849,922.44
Land Reclamation & Conservation	72,243.62	EQUALIZED VALUATION BASIS		Transfers From Taxes or Liens	51,015.06
Other Recreational Services	482,238.52	FOR NET DEBT COMPUTATION	5,070,496,100.00	Sale for Cash (1990)	4,300.00
EDUCATION (excluding schools)		REAL PROPERTY VALUATIONS		Cancelled, Abated or Adjusted (1990)	
Libraries	716,815.54	Code Class # of Parcels % VAL'N		Balance December 31, 1990	896,637.50
Other Educational Services	663,398.00	1 Vacant Land		CURRENT FINANCES DECEMBER 31, 1990	
STATUTORY EXPENDITURES		2 Residential		ASSETS	
Pensions & F. I. C. A.	2,099,336.39	3 Farm		Cash Dec. 31, 1990	49,357,090.05
Employee Fringe Benefits	1,400,551.47	4a Commercial (SEE PAGE 47)		Taxes Receivable	7,727,161.49
Other Statutory Expenditures	61,450.00	4b Industrial		Tax Title Liens	1,729,412.62
CETA And Other Public Employment Programs		4c Apartments		Foreclosed Property	896,637.50
MUNICIPAL FUNCTIONS TOTAL	33,101,285.08	Total		Emergencies & Other Deferred Charges	1,355,309.98
CAPITAL IMPROVEMENTS *MEMO*	859,860.00	Land Area 361.55 Sq. Miles		State and Federal Aid Receivable	890,152.54
DEBT SERVICE		Net Valuation Taxable-Municipal	4,890,472,592.00	Other Receivables	1,242,084.85
Principal Payments	1,118,289.40	Net Valuation Taxable-County	5,559,073,539.00	Total	63,197,849.03
Interest Payments	647,217.93	State Equalized Valuation	5,518,595,455.00	LIABILITIES, RESERVES, AND SURPLUS	
DEFERRED CHARGES	1,814,327.78	State Equalization Ratio		Cash Liabilities	33,141,254.56
SCHOOL, COUNTY, SPECIAL DISTRICT TAXES	95,345,184.82			Reserves for Receivables	11,874,184.21
RESERVE FOR UNCOLLECTED TAXES	8,477,184.78			Surplus Dec. 31, 1990	18,182,410.26
EXPENDITURES TOTAL	140,503,489.79			Total	63,197,849.03

1330

Population 1980 **17,235**  
 Population 1990 **17,038**  
 S & P Rating  
 Moody Rating **A**

General Tax Rate Per \$100. **5.20**  
 State Equalized Tax Rate **2.23**

**ABERDEEN TOWNSHIP - MONMOUTH CO.**  
 Form of Government  
**Council-Manager Plan E (OMCL 50)**  
 Number of Members - 7

PER CAPITA:  
 Gross Debt **416.03**  
 Net Debt **266.10**  
 Debt Service **41.49**  
 Total Tax Levy **1,339.62**  
 Municipal Expenditures **445.09**

PER CENT:  
 Gross Debt **.79**  
 Net Debt **.51**  
 Tax Levy Collected **96.83**  
 Tax Levy Cancelled, Abated or Adjusted **.05**

EXPENDITURES		REVENUES-REALIZED		1990 PROPERTY TAX	
<b>GENERAL GOVERNMENT</b>				<b>STATE EQUALIZED TAX RATE</b>	
Governing Body & Public Boards	49,210.00	1990 Property Taxes Collected	21,824,773.38	Local District School Taxes	
Municipal Clerk		1990 Payments in Lieu of Taxes		Regional & Consolidated School Tax	1.35
Financial Administration	97,709.00	Delinquent Tax & Lien Collections	487,792.00	School Taxes in Municipal Budget	
Assessment of Taxes	317,192.00	Business Personalty Replacement Taxes	223,552.00	County Taxes	.43 *
Collection of Taxes	81,424.00	Taxes from Public Utilities	702,308.00	County Library Taxes	
Planning, Housing & Development	81,701.00	Other Miscellaneous Tax Revenues		Local Municipal Purpose Taxes	.45
Human Resources	158,690.00	State Aid Revenues	177,732.00	Veteran & Senior Citizen Taxes	
Elections	3,937.00	Federal Aid Revenues		Total Taxes for Rate Computation	2.23
General Administration (other)	797,270.00	State and Local Fiscal Assistance Act Utilized		Special District Taxes	
<b>JUDICIARY</b>		Sale of Acquired Property		Bank Corp. Taxes	
Municipal Courts	98,341.00	Other Miscellaneous Revenues		Added and Omitted Taxes	94,733.85
<b>PUBLIC SAFETY</b>		Total	1,013,486.19	Total Taxes Levied - ABSTRACT	22,324,413.54
Fire Protection		Prior Years Surplus Appropriated	878,000.00	Total Taxes Billed	22,538,748.89
Police Protection	1,538,515.00	REVENUES TOTAL	25,307,643.57	1990 TAXES COLLECTED	21,824,773.38
Civil Defense & Disaster Control		Reserve For Uncollected Taxes	1,224,164.00	1990 Taxes Cancelled, Abated or Adjusted	12,283.92
Environmental Inspection & Control	122,384.00			Transfer to Tax Title Liens or Foreclosed	273,292.83
Other Public Safety		<b>CAPITAL OUTLAY TOTAL</b>	<b>473,022.90</b>	Balance Outstanding Dec. 31, 1990	571,016.97
<b>PUBLIC WORKS</b>		Public Enterprises	131,887.60	<b>PRIOR YEARS TAXES OUTSTANDING</b>	
Streets and Drainage	887,802.00	Recreation-Culture	10,078.13	Balance January 1, 1990	513,986.43
Sewers and Sewage Processing		Public Works	305,423.17	Collected in 1990	428,149.23
Garbage and Trash Disposal		Buildings and Grounds	25,634.00	Cancelled, Abated or Adjusted 1990	8,133.42
Public Buildings and Grounds	102,138.00	Library and Education		Transfers to Tax Title Liens or Foreclosed	52,875.63
Other Public Works		Conservation		Balance December 31, 1990	24,773.15
<b>HEALTH and WELFARE</b>		All Other		<b>TAX TITLE LIENS OUTSTANDING</b>	
Health Services Except Environmental	83,721.00			Balance January 1, 1990	265,359.49
Welfare-Public Assistance	18,000.00	<b>CAPITAL DEBT AUTHORIZED, DECEMBER 31, 1990</b>		Transfer From Taxes	189,365.32
Hospital, Clinics, First Aid		ISSUED AND UNISSUED		Redeemed in 1990	59,543.21
Animal, Insect, & Rodent Control	14,905.00	School		Cancelled, Abated or Adjusted (1990)	
Other Welfare Services		Self-Liquidating	2,554,547	Transfers to Foreclosed Property	4,318.83
<b>RECREATION and CONSERVATION</b>		Other	4,533,750	Balance December 31, 1990	390,762.76
Beaches and Boardwalks		Total	7,088,297	<b>PROPERTY ACQUIRED BY DEED OR FORECLOSURE</b>	
Parks, Playgrounds, Shade Trees	237,820.00	ISSUED AND OUTSTANDING		Balance January 1, 1990	815,176.50
Land Reclamation & Conservation	5,350.00	School		Transfers From Taxes or Liens	8,419.39
Other Recreational Services	16,528.00	Self-Liquidating		Sale for Cash (1990)	
<b>EDUCATION (excluding schools)</b>		Other		Cancelled, Abated or Adjusted (1990)	
Libraries	238,313.00	Total	4,281,750.00	Balance December 31, 1990	823,595.89
Other Educational Services		<b>EQUALIZED VALUATION BASIS FOR NET DEBT COMPUTATION</b>	<b>396,648,519</b>	<b>CURRENT FINANCES DECEMBER 31, 1990</b>	
<b>STATUTORY EXPENDITURES</b>		<b>REAL PROPERTY VALUATIONS</b>		<b>ASSETS</b>	
Pensions & F. L. C. A.	359,233.00	Code Class # of Parcels % VAL'N		Cash Dec. 31, 1990	2,073,754.00
Employee Fringe Benefits	342,054.00	1 Vacant Land 734 2.23		Taxes Receivable	595,795.12
Other Statutory Expenditures		2 Residential 5611 81.13		Tax Title Liens	390,762.76
<b>CETA And Other Public Employment Programs</b>		3 Farm 17 .08		Foreclosed Property	823,595.39
<b>MUNICIPAL FUNCTIONS</b>		4a Commercial 165 10.41		Emergencies & Other Deferred Charges	265,000.00
<b>CAPITAL IMPROVEMENTS</b>	<b>*MEMO*</b>	4b Industrial 6 4.29		State and Federal Aid Receivable	14,507.00
<b>DEBT SERVICE</b>		4c Apartments 10 1.85		Other Receivables	194,050.23
Principal Payments	451,000.00	Total 6543		Total	4,357,465.00
Interest Payments	255,874.00	Land Area 5.45 Sq. Miles		<b>LIABILITIES, RESERVES, AND SURPLUS</b>	
<b>DEFERRED CHARGES</b>	155.00	Net Valuation Taxable-Municipal	399,582,328	Cash Liabilities	825,256.00
<b>SCHOOL, COUNTY, SPECIAL DISTRICT TAXES</b>	18,526,328.69	Net Valuation Taxable-County	969,159,147	Reserves for Receivables	2,004,204.00
<b>RESERVE FOR UNCOLLECTED TAXES</b>	1,224,164.00	State Equalized Valuation	931,793,256	Surplus Dec. 31, 1990	1,528,005.00
<b>EXPENDITURES TOTAL</b>	<b>26,109,758.69</b>	State Equalization Ratio	42.81	Total	4,357,465.00



Population 1980 6,859  
 Population 1990 7,293  
 S & P Rating  
 Moody Rating BAA1

General Tax Rate Per \$100. 3.20  
 State Equalized Tax Rate 2.26

**ABSECON CITY - ATLANTIC COUNTY**  
 Form of Government  
 City Charter Act, (P.L. 1899, c. 52)  
 Number of Members - 7

PER CAPITA: Gross Debt 723.83 Gross Debt 1.60  
 Net Debt 536.38 Net Debt 1.19  
 Debt Service 59.19 Tax Levy Collected 93.47  
 Total Tax Levy 1,151.43 Tax Levy Cancelled, Abated  
 Municipal Expenditures 751.33 or Adjusted .11

EXPENDITURES		REVENUES-REALIZED		1990 PROPERTY TAX	
<b>GENERAL GOVERNMENT</b>				<b>STATE EQUALIZED TAX RATE</b>	
Governing Body & Public Boards		1990 Property Taxes Collected	7,854,516.99	Local District School Taxes	1.63 3,787,320.00
Municipal Clerk		1990 Payments in Lieu of Taxes		Regional & Consolidated School Tax	
Financial Administration	21,559.00	Delinquent Tax & Lien Collections	428,555.23	School Taxes in Municipal Budget	.01 47,771.00
Assessment of Taxes	48,386.00	Business Personalty Replacement Taxes	31,078.96	County Taxes	.45 * 1,648,445.56
Collection of Taxes	48,643.00	Taxes from Public Utilities	514,060.00	County Library Taxes	.03 113,137.95
Planning, Housing & Development	29,401.00	Other Miscellaneous Tax Revenues		Local Municipal Purpose Taxes	.74 2,705,148.41
Human Resources	58,533.92	State Aid Revenues	122,554.11	Veteran & Senior Citizen Taxes	
Elections	4,000.00	Federal Aid Revenues	17,000.00	Total Taxes for Rate Computation	2.26 8,377,622.92
General Administration (other)	562,252.00	State and Local Fiscal Assistance Act Utilized		Special District Taxes	
<b>JUDICIARY</b>		Sale of Acquired Property	718,031.01	Bank Corp. Taxes	
Municipal Courts	65,320.00	Other Miscellaneous Revenues	667,774.44	Added and Omitted Taxes	101,306.59
<b>PUBLIC SAFETY</b>		Total	10,353,571.74	Total Taxes Levied - ABSTRACT	8,403,129.51
Fire Protection	126,489.80	Prior Years Surplus Appropriated	1,350,000.00	Total Taxes Billed	8,403,608.16
Police Protection	1,436,366.13	REVENUES TOTAL	11,703,571.74	1990 TAXES COLLECTED	7,854,516.99
Civil Defense & Disaster Control	17,000.00	Reserve For Uncollected Taxes	790,629.07	1990 Taxes Cancelled, Abated or Adjusted	9,642.85
Environmental Inspection & Control	87,775.00	CAPITAL OUTLAY TOTAL	831,567.36	Transfer to Tax Title Liens or Foreclosed	58,642.65
Other Public Safety	82,900.00			Balance Outstanding Dec. 31, 1990	480,805.67
<b>PUBLIC WORKS</b>				<b>PRIOR YEARS TAXES OUTSTANDING</b>	
Streets and Drainage	399,681.00	Public Enterprises	40,158.45	Balance January 1, 1990	645,176.41
Sewers and Sewage Processing		Recreation-Culture	22,802.41	Collected in 1990	332,238.96
Garbage and Trash Disposal	446,760.67	Public Works	748,895.06	Cancelled, Abated or Adjusted 1990	
Public Buildings and Grounds	79,830.00	Buildings and Grounds	19,711.44	Transfers to Tax Title Liens or Foreclosed	274,285.92
Other Public Works	35,500.00	Library and Education		Balance December 31, 1990	38,651.53
<b>HEALTH and WELFARE</b>		Conservation		<b>TAX TITLE LIENS OUTSTANDING</b>	
Health Services Except Environmental		All Other		Balance January 1, 1990	76,121.21
Welfare-Public Assistance	11,000.00	CAPITAL DEBT AUTHORIZED, DECEMBER 31, 1990		Transfer From Taxes	390,175.21
Hospital, Clinics, First Aid		ISSUED AND UNISSUED		Redeemed in 1990	96,317.27
Animal, Insect, & Rodent Control	6,000.00	School	148,000	Cancelled, Abated or Adjusted (1990)	8,010.34
Other Welfare Services		Self-Liquidating	1,220,000	Transfers to Foreclosed Property	
<b>RECREATION and CONSERVATION</b>		Other	3,914,500	Balance December 31, 1990	361,968.81
Beaches and Boardwalks		Total	5,282,500	<b>PROPERTY ACQUIRED BY DEED OR FORECLOSURE</b>	
Parks, Playgrounds, Shade Trees	60,625.00			Balance January 1, 1990	822,223.25
Land Reclamation & Conservation	12,800.00	ISSUED AND OUTSTANDING		Transfers From Taxes or Liens	
Other Recreational Services		School	148,000.00	Sale for Cash (1990)	377,550.00
<b>EDUCATION (excluding schools)</b>		Self-Liquidating	1,220,000.00	Cancelled, Abated or Adjusted (1990)	
Libraries	33,687.00	Other	3,815,000.00	Balance December 31, 1990	444,673.25
Other Educational Services		Total	5,183,000.00	<b>CURRENT FINANCES DECEMBER 31, 1990</b>	
<b>STATUTORY EXPENDITURES</b>		EQUALIZED VALUATION BASIS		ASSETS	
Pensions & F. I. C. A.	345,034.77	FOR NET DEBT COMPUTATION	330,259,514	Cash Dec. 31, 1990	1,666,834.13
Employee Fringe Benefits	229,200.00	REAL PROPERTY VALUATIONS		Taxes Receivable	519,457.20
Other Statutory Expenditures	10,150.00	Code Class # of Parcels % VAL'N	ASSESSED VALUATION	Tax Title Liens	361,968.81
CETA And Other Public Employment Programs		1 Vacant Land 753 4.77	12,336,800.00	Foreclosed Property	444,673.25
<b>MUNICIPAL FUNCTIONS</b>		2 Residential 2511 73.54	190,113,600.00	Emergencies & Other Deferred Charges	
<b>CAPITAL IMPROVEMENTS</b>	<b>*MEMO*</b>	3 Farm 7 .18	484,300.00	State and Federal Aid Receivable	
<b>DEBT SERVICE</b>		4a Commercial 192 21.50	55,592,800.00	Other Receivables	25,666.89
Principal Payments	173,750.00	4b Industrial		Total	3,018,600.28
Interest Payments	258,188.25	4c Apartments		<b>LIABILITIES, RESERVES, AND SURPLUS</b>	
<b>TYPE I SCHL DEBT *MEMO</b>	62,771.00	Total	3463	258,527,500.00	
DEFERRED CHARGES	1,667.46	Land Area 5.70 Sq. Miles		Cash Liabilities	201,942.78
<b>SCHOOL, COUNTY, SPECIAL DISTRICT TAXES</b>	5,596,674.51	Net Valuation Taxable-Municipal	260,015,631	Reserves for Receivables	1,351,766.15
<b>RESERVE FOR UNCOLLECTED TAXES</b>	790,629.07	Net Valuation Taxable-County	345,471,674	Surplus Dec. 31, 1990	1,464,891.35
<b>EXPENDITURES</b>		State Equalized Valuation	367,001,350	Total	3,018,600.28
<b>TOTAL</b>	11,079,853.58	State Equalization Ratio	70.73		



1001  
Population 1980 2,793  
Population 1990 3,594  
S & P Rating  
Moody Rating

General Tax Rate Per \$100. 3.21  
State Equalized Tax Rate 1.63

ALEXANDRIA TWP. - HUNTERDON CO.  
Form of Government  
Township Committee  
Number of Members - 3

PER CAPITA:  
Gross Debt 355.21  
Net Debt  
Debt Service  
Total Tax Levy 1,342.58  
Municipal Expenditures 467.87  
PER CENT:  
Gross Debt .47  
Net Debt  
Tax Levy Collected 92.92  
Tax Levy Cancelled, Abated or Adjusted .44

EXPENDITURES		REVENUES-REALIZED		1990 PROPERTY TAX	
GENERAL GOVERNMENT				STATE EQUALIZED TAX RATE	
Governing Body & Public Boards		1990 Property Taxes Collected	4,666,988.74	Local District School Taxes	.76 2,225,478.00
Municipal Clerk		1990 Payments in Lieu of Taxes		Regional & Consolidated School Tax	.49 1,426,955.35
Financial Administration	19,000.00	Delinquent Tax & Lien Collections	319,854.87	School Taxes in Municipal Budget	
Assessment of Taxes	104,400.00	Business Personality Replacement Taxes	45,779.40	County Taxes	.32 926,523.65
Collection of Taxes	24,401.00	Taxes from Public Utilities	185,271.00	County Library Taxes	.02 59,963.84
Planning, Housing & Development	33,700.00	Other Miscellaneous Tax Revenues		Local Municipal Purpose Taxes	.05 136,000.00
Human Resources	2,000.00	State Aid Revenues		Veteran & Senior Citizen Taxes	
Elections	1,100.00	Federal Aid Revenues		Total Taxes for Rate Computation	1.64 4,795,620.84
General Administration (other)	121,725.00	State and Local Fiscal Assistance Act Utilized		Special District Taxes	
JUDICIARY		Sole of Acquired Property		Bank Corp. Taxes	
Municipal Courts	9,570.36	Other Miscellaneous Revenues	347,379.64	Added and Omitted Taxes	
PUBLIC SAFETY		Total	5,565,273.65	Total Taxes Levied - ABSTRACT	4,825,221.55
Fire Protection	70,500.00	Prior Years Surplus Appropriated	920,000.00	Total Taxes Billed	5,022,338.84
Police Protection	25,500.00	REVENUES TOTAL	6,485,273.65	1990 TAXES COLLECTED	4,666,988.74
Civil Defense & Disaster Control	500.00	Reserve For Uncollected Taxes	504,000.00	1990 Taxes Cancelled, Abated or Adjusted	22,029.48
Environmental Inspection & Control	43,000.00			Transfer to Tax Title Liens or Foreclosed	1,605.00
Other Public Safety				Balance Outstanding Dec. 31, 1990	331,715.62
PUBLIC WORKS		CAPITAL OUTLAY TOTAL		PRIOR YEARS TAXES OUTSTANDING	
Streets and Drainage	469,893.38	Public Enterprises		Balance January 1, 1990	325,882.00
Sewers and Sewage Processing		Recreation-Culture		Collected in 1990	313,481.59
Garbage and Trash Disposal		Public Works		Cancelled, Abated or Adjusted 1990	15.45
Public Buildings and Grounds	15,000.00	Buildings and Grounds		Transfers to Tax Title Liens or Foreclosed	298.50
Other Public Works		Library and Education		Balance December 31, 1990	12,086.46
HEALTH and WELFARE		Conservation		TAX TITLE LIENS OUTSTANDING	
Health Services Except Environmental	59,970.00	All Other		Balance January 1, 1990	13,679.78
Welfare-Public Assistance	1,130.00			Transfer From Taxes	1,941.23
Hospital, Clinics, First Aid		CAPITAL DEBT AUTHORIZED, DECEMBER 31, 1990		Redeemed in 1990	6,373.28
Animal, Insect, & Rodent Control	34,915.00	ISSUED AND UNISSUED GROSS DEBT NET DEBT		Cancelled, Abated or Adjusted (1990)	
Other Welfare Services		School 1,276,631		Transfers to Foreclosed Property	
RECREATION and CONSERVATION		Self-Liquidating		Balance December 31, 1990	9,247.73
Beaches and Boardwalks		Other		PROPERTY ACQUIRED BY DEED OR	
Parks, Playgrounds, Shade Trees		Total 1,276,631		FORECLOSURE	
Land Reclamation & Conservation	4,605.00	ISSUED AND OUTSTANDING		Balance January 1, 1990	21,200.00
Other Recreational Services	4,000.00	School	326,631.66	Transfers From Taxes or Liens	
EDUCATION (excluding schools)		Self-Liquidating		Sole for Cash (1990)	
Libraries		Other		Cancelled, Abated or Adjusted (1990)	
Other Educational Services	2,000.00	Total	326,631.66	Balance December 31, 1990	21,200.00
STATUTORY EXPENDITURES		EQUALIZED VALUATION BASIS		CURRENT FINANCES DECEMBER 31, 1990	
Pensions & F. I. C. A.	34,500.00	FOR NET DEBT COMPUTATION	272,226,431	ASSETS	
Employee Fringe Benefits	31,460.00	REAL PROPERTY VALUATIONS		Cash Dec. 31, 1990	2,848,157.03
Other Statutory Expenditures	3,000.00	Code Class # of Parcels % VAL'N ASSESSED VALUATION		Taxes Receivable	343,802.08
CETA And Other Public Employment Programs		1 Vacant Land 362 7.78 11,568,525.00		Tax Title Liens	9,247.73
MUNICIPAL FUNCTIONS TOTAL	1,175,869.74	2 Residential 1015 73.22 108,310,959.00		Foreclosed Property	21,200.00
CAPITAL IMPROVEMENTS *MEMO*	100,000.00	3 Farm 489 16.06 23,873,957.00		Emergencies & Other Deferred Charges	65,014.62
DEBT SERVICE		4a Commercial 23 2.39 3,550,400.00		State and Federal Aid Receivable	
Principal Payments		4b Industrial 5 .33 567,900.00		Other Receivables	6,962.40
Interest Payments		4c Apartments 2 .16 243,800.00		Total	3,294,383.86
DEFERRED CHARGES		Total 1896 148,615,540.00		LIABILITIES, RESERVES, AND SURPLUS	
SCHOOL, COUNTY, SPECIAL DISTRICT TAXES	1,646.36	Land Area 28.20 Sq. Miles		Cash Liabilities	2,002,934.88
RESERVE FOR UNCOLLECTED TAXES	4,638,920.84	Net Valuation Taxable-Municipal	149,122,813	Reserves for Receivables	381,212.21
EXPENDITURES TOTAL	6,320,436.94	Net Valuation Taxable-County	294,443,003	Surplus Dec. 31, 1990	910,236.77
		State Equalized Valuation	293,403,489	Total	3,294,383.86
		State Equalization Ratio	50.74		

2101  
Population 1980 2,560  
Population 1990 3,484  
S & P Rating  
Moody Rating

General Tax Rate Per \$100. 1.43  
State Equalized Tax Rate 1.60

ALLAMUCHY TOWNSHIP - WARREN CO.  
Form of Government  
Small Municipality Plan C (OMCL 50)  
Number of Members - 5

PER CAPITA: Gross Debt 357.35 PER CENT: Gross Debt .46  
Net Debt  
Debt Service Tax Levy Collected 94.38  
Total Tax Levy 1,327.53 Tax Levy Cancelled, Abated  
Municipal Expenditures 256.94 or Adjusted .49

EXPENDITURES		REVENUES-REALIZED		1990 PROPERTY TAX	
GENERAL GOVERNMENT				STATE EQUALIZED TAX RATE 1.60	
Governing Body & Public Boards		1990 Property Taxes Collected	4,373,668.35	Local District School Taxes	2,574,040.00
Municipal Clerk		1990 Payments in Lieu of Taxes		Regional & Consolidated School Tax	
Financial Administration	27,400.00	Delinquent Tax & Lien Collections	77,566.53	School Taxes in Municipal Budget	
Assessment of Taxes	24,650.00	Business Personalty Replacement Taxes	39,596.84	County Taxes	1,740,998.14
Collection of Taxes	32,050.00	Taxes from Public Utilities	22,302.00	County Library Taxes	86,406.96
Planning, Housing & Development	33,500.00	Other Miscellaneous Tax Revenues		Local Municipal Purpose Taxes	176,000.00
Human Resources		State Aid Revenues	2,302.76	Veteran & Senior Citizen Taxes	15,700.00
Elections		Federal Aid Revenues		Total Taxes for Rate Computation	4,593,145.10
General Administration (other)	206,145.00	State and Local Fiscal Assistance Act Utilized		Special District Taxes	
JUDICIARY		Sale of Acquired Property		Bank Corp. Taxes	
Municipal Courts	54,475.00	Other Miscellaneous Revenues	209,536.37	Added and Omitted Taxes	47,666.19
PUBLIC SAFETY		Total	4,930,972.85	Total Taxes Levied - ABSTRACT	4,625,111.29
Fire Protection	31,430.00	Prior Years Surplus Appropriated	250,000.00	Total Taxes Billed	4,633,893.73
Police Protection	6,000.00	REVENUES TOTAL	5,180,972.85	1990 TAXES COLLECTED	4,373,668.35
Civil Defense & Disaster Control	6,800.00	Reserve For Uncollected Taxes	142,705.32	1990 Taxes Cancelled, Abated or Adjusted	22,652.71
Environmental Inspection & Control	27,250.00	CAPITAL OUTLAY TOTAL	117,147.91	Transfer to Tax Title Liens or Foreclosed	223.08
Other Public Safety				Balance Outstanding Dec. 31, 1990	237,349.59
PUBLIC WORKS				PRIOR YEARS TAXES OUTSTANDING	
Streets and Drainage	157,850.00	Public Enterprises		Balance January 1, 1990	81,083.71
Sewers and Sewage Processing	500.00	Recreation-Culture		Collected in 1990	77,566.53
Garbage and Trash Disposal	3,900.00	Public Works	105,066.00	Cancelled, Abated or Adjusted 1990	3,481.33
Public Buildings and Grounds	50,700.00	Buildings and Grounds	12,081.91	Transfers to Tax Title Liens or Foreclosed	
Other Public Works		Library and Education		Balance December 31, 1990	35.85
HEALTH and WELFARE		Conservation		TAX TITLE LIENS OUTSTANDING	
Health Services Except Environmental		All Other		Balance January 1, 1990	4,714.79
Welfare-Public Assistance	2,500.00	CAPITAL DEBT AUTHORIZED, DECEMBER 31, 1990		Transfer From Taxes	223.08
Hospital, Clinics, First Aid		ISSUED AND UNISSUED		Redeemed in 1990	
Animal, Insect, & Rodent Control	4,600.00	School	1,245,000	Cancelled, Abated or Adjusted (1990)	483.34
Other Welfare Services		Self-Liquidating		Transfers to Foreclosed Property	
RECREATION and CONSERVATION		Other		Balance December 31, 1990	4,454.53
Beaches and Boardwalks		Total	1,245,000	PROPERTY ACQUIRED BY DEED OR	
Parks, Playgrounds, Shade Trees		ISSUED AND OUTSTANDING		FORECLOSURE	
Land Reclamation & Conservation	7,600.00	School	1,245,000.00	Balance January 1, 1990	
Other Recreational Services	15,000.00	Self-Liquidating		Transfers From Taxes or Liens	
EDUCATION (excluding schools)		Other		Sale for Cash (1990)	
Libraries		Total	1,245,000.00	Cancelled, Abated or Adjusted (1990)	
Other Educational Services	650.00	EQUALIZED VALUATION BASIS		Balance December 31, 1990	
STATUTORY EXPENDITURES		FOR NET DEBT COMPUTATION	269,249.805	CURRENT FINANCES DECEMBER 31, 1990	
Pensions & F. L. C. A.	31,100.00	REAL PROPERTY VALUATIONS		ASSETS	
Employee Fringe Benefits	24,550.00	Code Class # of Parcels % VAL'N		Cash Dec. 31, 1990	783,319.29
Other Statutory Expenditures	500.00	1 Vacant Land 267 6.89	21,958,050.00	Taxes Receivable	237,385.44
CETA And Other Public Employment Programs		2 Residential 1475 85.48	272,521,000.00	Tax Title Liens	4,454.53
MUNICIPAL FUNCTIONS TOTAL	749,150.00	3 Farm 168 2.94	9,365,550.00	Foreclosed Property	
CAPITAL IMPROVEMENTS *MEMO*		4a Commercial 19 4.44	14,144,200.00	Emergencies & Other Deferred Charges	9,280.67
DEBT SERVICE		4b Industrial 1 .26	821,000.00	State and Federal Aid Receivable	
Principal Payments		4c Apartments		Other Receivables	29,654.41
Interest Payments		Total 1930	318,809,800.00	Total	1,064,094.34
DEFERRED CHARGES	3,307.89	Land Area 20.30 Sq. Miles		LIABILITIES, RESERVES, AND SURPLUS	
SCHOOL, COUNTY, SPECIAL DISTRICT TAXES	4,401,445.10	Net Valuation Taxable-Municipal	320,715,212	Cash Liabilities	485,012.58
RESERVE FOR UNCOLLECTED TAXES	142,705.32	Net Valuation Taxable-County	291,996,778	Reserves for Receivables	271,494.38
EXPENDITURES TOTAL	5,296,608.31	State Equalized Valuation	286,506,198	Surplus Dec. 31, 1990	307,587.38
		State Equalization Ratio	112.02	Total	1,064,094.34

0201  
Population 1980 5,901  
Population 1990 5,900  
S & P Rating A  
Moody Rating A

General Tax Rate Per \$100. 2.60  
State Equalized Tax Rate 1.67

ALLENDALE BOROUGH - BERGEN CO.  
Form of Government  
Borough Council  
Number of Members - 6

PER CAPITA:  
Grass Debt 808.05  
Net Debt 798.13  
Debt Service 102.55  
Total Tax Levy 2,130.31  
Municipal Expenditures 942.84

PER CENT:  
Grass Debt .67  
Net Debt .66  
Tax Levy Collected 96.57  
Tax Levy Cancelled, Abated or Adjusted .41

EXPENDITURES		REVENUES-REALIZED		1990 PROPERTY TAX	
GENERAL GOVERNMENT				STATE EQUALIZED TAX RATE	
Governing Body & Public Boards		1990 Property Taxes Collected	12,172,026.04	Local District Schaal Taxes	.66 4,979,405.00
Municipal Clerk		1990 Payments in Lieu of Taxes		Regional & Consolidated Schaal Tax	.33 2,452,859.37
Financial Administration	16,250.00	Delinquent Tax & Lien Collections	252,545.82	Schaal Taxes in Municipal Budget	
Assessment of Taxes	33,552.00	Business Personalty Replacement Taxes	46,442.04	County Taxes	.24 1,832,235.15
Collection of Taxes	87,354.00	Taxes from Public Utilities	1,082,233.00	County Library Taxes	
Planning, Housing & Development	27,170.00	Other Miscellaneous Tax Revenues		Local Municipal Purpose Taxes	.43 3,240,403.11
Human Resources	54,753.00	State Aid Revenues	84,965.96	Veteran & Senior Citizen Taxes	
Elections		Federal Aid Revenues		Total Taxes for Rate Computation	1.66 12,531,852.63
General Administration (other)	459,191.10	State and Local Fiscal Assistance Act Utilized		Special District Taxes	
JUDICIARY		Sale of Acquired Property		Bank Corp. Taxes	
Municipal Courts	28,359.00	Other Miscellaneous Revenues	647,599.89	Added and Omitted Taxes	
PUBLIC SAFETY		Total	14,285,812.75	Total Taxes Levied - ABSTRACT	12,568,819.08
Fire Protection	56,045.80	Prior Years Surplus Appropriated	412,000.00	Total Taxes Billed	12,604,676.89
Police Protection	962,145.00	REVENUES TOTAL	14,697,812.75	1990 TAXES COLLECTED	12,172,026.04
Civil Defense & Disaster Control	500.00	Reserve For Uncollected Taxes	442,728.58	1990 Taxes Cancelled, Abated or Adjusted	51,665.90
Environmental Inspection & Control	53,604.56			Transfer to Tax Title Liens or Foreclosed	25,170.60
Other Public Safety		CAPITAL OUTLAY TOTAL	787,324.26	Balance Outstanding Dec. 31, 1990	355,814.35
PUBLIC WORKS				PRIOR YEARS TAXES OUTSTANDING	
Streets and Drainage	398,774.16	Public Enterprises	64,697.68	Balance January 1, 1990	349,153.16
Sewers and Sewage Processing	777,789.60	Recreation—Culture		Collected in 1990	251,828.98
Garbage and Trash Disposal	555,000.00	Public Works	395,413.61	Cancelled, Abated or Adjusted 1990	
Public Buildings and Grounds	70,029.70	Buildings and Grounds	327,212.97	Transfers to Tax Title Liens or Foreclosed	1,872.00
Other Public Works	32,500.00	Library and Education		Balance December 31, 1990	95,452.18
HEALTH and WELFARE		Conservation		TAX TITLE LIENS OUTSTANDING	
Health Services Except Environmental	25,808.00	All Other		Balance January 1, 1990	40,607.26
Welfare-Public Assistance	4,500.00	CAPITAL DEBT AUTHORIZED, DECEMBER 31, 1990		Transfer From Taxes	27,241.80
Hospital, Clinics, First Aid	3,100.00	ISSUED AND UNISSUED GROSS DEBT NET DEBT		Redeemed in 1990	716.84
Animal, Insect, & Radent Control		Schaal 58,553		Cancelled, Abated or Adjusted (1990)	
Other Welfare Services		Self-Liquidating		Transfers to Foreclosed Property	
RECREATION and CONSERVATION		Other 4,708,960	4,708,960	Balance December 31, 1990	67,132.22
Beaches and Boardwalks		Total 4,767,518	4,708,960	PROPERTY ACQUIRED BY DEED OR	
Parks, Playgrounds, Shade Trees	21,620.00	ISSUED AND OUTSTANDING		FORECLOSURE	
Land Reclamation & Conservation	11,878.17	Schaal 58,553.69		Balance January 1, 1990	4,900.00
Other Recreational Services	131,240.84	Self-Liquidating		Transfers From Taxes or Liens	
EDUCATION (excluding schaal)		Other 4,624,210.44	4,624,210.44	Sale for Cash (1990)	
Libraries	235,000.00	Total 4,682,769.13	4,682,769.13	Cancelled, Abated or Adjusted (1990)	4,900.00
Other Educational Services		EQUALIZED VALUATION BASIS		Balance December 31, 1990	
STATUTORY EXPENDITURES		FOR NET DEBT COMPUTATION	716,718,066	CURRENT FINANCES DECEMBER 31, 1990	
Pensions & F. I. C. A.	270,813.30	REAL PROPERTY VALUATIONS		ASSETS	
Employee Fringe Benefits	197,937.90	Code Class # of Parcels % VAL'N	ASSESSED VALUATION	Cash Dec. 31, 1990	944,836.36
Other Statutory Expenditures		1 Vacant Land 140 3.37	16,225,600.00	Taxes Receivable	451,266.53
CETA And Other Public Employment Programs		2 Residential 1818 79.39	382,330,380.00	Tax Title Liens	67,132.22
MUNICIPAL FUNCTIONS TOTAL	4,514,936.13	3 Farm 6 .17	825,300.00	Foreclosed Property	4,900.00
CAPITAL IMPROVEMENTS *MEMO*	30,000.00	4a Commercial 47 11.48	55,302,382.00	Emergencies & Other Deferred Charges	
DEBT SERVICE		4b Industrial 10 5.59	26,916,800.00	State and Federal Aid Receivable	
Principal Payments	345,225.00	4c Apartments		Other Receivables	770.57
Interest Payments	259,840.75	Total 2021	481,600,462.00	Total	1,468,905.68
DEFERRED CHARGES		Land Area 2.80 Sq. Miles		LIABILITIES, RESERVES, AND SURPLUS	
SCHOOL, COUNTY, SPECIAL DISTRICT TAXES	9,264,499.52	Net Valuation Taxable-Municipal	432,336,940	Cash Liabilities	392,369.31
RESERVE FOR UNCOLLECTED TAXES	442,728.58	Net Valuation Taxable-County	763,280,023	Reserves for Receivables	524,069.32
EXPENDITURES TOTAL	14,827,229.98	State Equalized Valuation	751,946,058	Surplus Dec. 31, 1990	552,467.05
		State Equalization Ratio	64.11	Total	1,468,905.68



1301  
 912  
 Population 1980  
 759  
 Population 1990  
 S & P Rating  
 Moody Rating  
 General Tax Rate Per \$100.  
 1.21  
 State Equalized Tax Rate  
 1.10

ALLENHURST BOROUGH - MONMOUTH CO.  
 Form of Government  
 Commission (1911)  
 Number of Members - 3

PER CAPITA:  
 Grass Debt 2,144.40  
 Net Debt 2,144.40  
 Debt Service 253.88  
 Total Tax Levy 1,791.62  
 Municipal Expenditures 2,351.61  
 PER CENT:  
 Gross Debt 1.48  
 Net Debt 1.48  
 Tax Levy Collected 97.41  
 Tax Levy Cancelled, Abated or Adjusted .32

EXPENDITURES		REVENUES-REALIZED		1990 PROPERTY TAX	
GENERAL GOVERNMENT		1990 Property Taxes Collected		STATE EQUALIZED TAX RATE	
Governing Body & Public Boards		1990 Payments in Lieu of Taxes	1,325,187.09	Local District School Taxes	.07
Municipal Clerk	16,950.00	Delinquent Tax & Lien Collections	41,459.51	Regional & Consolidated School Tax	
Financial Administration	1,950.00	Business Penalty Replacement Taxes	11,771.28	School Taxes in Municipal Budget	
Assessment of Taxes	1,965.00	Taxes from Public Utilities	185,211.00	County Taxes	.38 *
Collection of Taxes	2,700.00	Other Miscellaneous Tax Revenues	3,777.53	County Library Taxes	.01
Planning, Housing & Development		State Aid Revenues		Local Municipal Purpose Taxes	.64
Human Resources	255.00	Federal Aid Revenues		Veteran & Senior Citizen Taxes	
Elections	215,283.13	State and Local Fiscal Assistance Act Utilized		Total Taxes for Rate Computation	1.10
General Administration (other)		Sale of Acquired Property	749,008.83	Special District Taxes	
JUDICIARY		Other Miscellaneous Revenues	2,316,415.24	Bank Corp. Taxes	
Municipal Courts	25,181.08	Prior Years Surplus Appropriated	68,000.00	Added and Omitted Taxes	
PUBLIC SAFETY		REVENUES TOTAL	2,384,415.24	Total Taxes Levied - ABSTRACT	1,359,838.46
Fire Protection	43,986.00	Reserve for Uncollected Taxes	47,000.00	Total Taxes Billed	1,360,416.40
Police Protection	464,038.09	CAPITAL OUTLAY TOTAL	413,265.50	1990 TAXES COLLECTED	1,325,187.09
Civil Defense & Disaster Control	1,000.00	Public Enterprises	32,049.42	1990 Taxes Cancelled, Abated or Adjusted	4,308.74
Environmental Inspection & Control	6,175.00	Recreation-Culture	358.41	Transfer to Tax Title Liens or Foreclosed	
Other Public Safety		Public Works	198,413.67	Balance Outstanding Dec. 31, 1990	30,920.57
PUBLIC WORKS		Buildings and Grounds	187,444.00	PRIOR YEARS TAXES OUTSTANDING	
Streets and Drainage	76,067.00	Library and Education		Balance January 1, 1990	42,255.56
Sewers and Sewage Processing	182,200.00	Conservation		Collected in 1990	41,459.51
Garbage and Trash Disposal	7,500.00	All Other		Cancelled, Abated or Adjusted 1990	796.05
Public Buildings and Grounds	14,000.00	CAPITAL DEBT AUTHORIZED, DECEMBER 31, 1990		Transfers to Tax Title Liens or Foreclosed	
Other Public Works		ISSUED AND UNISSUED		Balance December 31, 1990	
HEALTH and WELFARE		School	292,590	TAX TITLE LIENS OUTSTANDING	
Health Services Except Environmental	5,900.00	Self-Liquidating	1,335,007	Balance January 1, 1990	
Welfare-Public Assistance	600.00	Other	1,627,597	Transfer from Taxes	
Hospital, Clinics, First Aid	140.00	Total	1,627,597	Redeemed in 1990	
Animal, Insect, & Rodent Control		ISSUED AND OUTSTANDING		Cancelled, Abated or Adjusted (1990)	
Other Welfare Services		School	192,000.00	Transfers to Foreclosed Property	
RECREATION and CONSERVATION		Self-Liquidating	916,117.74	Balance December 31, 1990	
Beaches and Boardwalks	226,100.00	Other	1,108,117.74	PROPERTY ACQUIRED BY DEED OR	
Parks, Playgrounds, Shade Trees	1,245.00	EQUALIZED VALUATION BASIS		FORECLOSURE	
Land Reclamation & Conservation	500.00	FOR NET DEBT COMPUTATION	109,828,840	Balance January 1, 1990	
Other Recreational Services	1,500.00	REAL PROPERTY VALUATIONS		Transfers from Taxes or Liens	
EDUCATION (excluding schools)		Code Class # of Parcels % VAL'N ASSESSED VALUATION		Sale for Cash (1990)	
Libraries		1 Vacant Land 8 .79 883,300.00		Cancelled, Abated or Adjusted (1990)	
Other Educational Services		2 Residential 294 84.81 95,052,100.00		Balance December 31, 1990	
STATUTORY EXPENDITURES		3 Farm 25 10.65 11,941,100.00		CURRENT FINANCES DECEMBER 31, 1990	
Pensions & F. I. C. A.	128,733.06	4a Commercial 1 2.49 2,738,000.00		ASSETS	
Employee Fringe Benefits	39,003.00	4b Industrial 5 1.25 1,406,300.00		Cash Dec. 31, 1990	189,239.72
Other Statutory Expenditures	7,013.70	4c Apartments 333 112,070,800.00		Taxes Receivable	30,920.57
CETA And Other Public Employment Programs		Total		Tax Title Liens	
MUNICIPAL FUNCTIONS TOTAL	1,519,985.06	Land Area .30 Sq. Miles		Foreclosed Property	
CAPITAL IMPROVEMENTS *MEMO*	11,600.00	Net Valuation Taxable-Municipal	112,338,260	Emergencies & Other Deferred Charges	7,732.08
DEBT SERVICE		Net Valuation Taxable-County	114,149,851	State and Federal Aid Receivable	
Principal Payments	144,336.33	State Equalized Valuation	123,004,072	Other Receivables	89,301.23
Interest Payments	43,310.77	State Equalization Ratio	91.31	Total	317,193.60
DEFERRED CHARGES	25,192.24			LIABILITIES, RESERVES, AND SURPLUS	
SCHOOL, COUNTY, SPECIAL DISTRICT TAXES	568,838.46			Cash Liabilities	98,657.40
RESERVE FOR UNCOLLECTED TAXES	47,000.00			Reserves for Receivables	120,221.80
EXPENDITURES TOTAL	2,353,712.56			Surplus Dec. 31, 1990	98,314.40
				Total	317,193.60

1302

Population 1980 1,962  
 Population 1990 1,828  
 S & P Rating  
 Moody Rating BAA1

General Tax Rate Per \$100. 2.99  
 State Equalized Tax Rate 2.19

ALLENTOWN BOROUGH - MONMOUTH CO.  
 Form of Government  
 Borough Council  
 Number of Members - 6

PER CAPITA:  
 Gross Debt 2,297.82  
 Net Debt 129.86  
 Debt Service 27.72  
 Total Tax Levy 1,040.39  
 Municipal Expenditures 600.93

PER CENT:  
 Gross Debt 5.15  
 Net Debt .29  
 Tax Levy Collected 95.36  
 Tax Levy Cancelled, Abated or Adjusted

EXPENDITURES		REVENUES-REALIZED		1990 PROPERTY TAX	
GENERAL GOVERNMENT				STATE EQUALIZED TAX RATE	
Governing Body & Public Boards		1990 Property Taxes Collected	1,813,778.95	Local District School Taxes	
Municipal Clerk		1990 Payments in Lieu of Taxes		Regional & Consolidated School Tax	1.21 1,051,452.54
Financial Administration	34,206.20	Delinquent Tax & Lien Collections	105,095.86	School Taxes in Municipal Budget	
Assessment of Taxes	10,900.00	Business Personality Replacement Taxes	7,196.44	County Taxes	* 342,777.46
Collection of Taxes	16,435.00	Taxes from Public Utilities	73,634.00	County Library Taxes	.01 11,063.55
Planning, Housing & Development	5,352.00	Other Miscellaneous Tax Revenues		Local Municipal Purpose Taxes	.57 490,791.00
Human Resources	37,917.28	State Aid Revenues	42,332.16	Veteran & Senior Citizen Taxes	
Elections	550.00	Federal Aid Revenues		Total Taxes for Rate Computation	2.19 1,910,234.55
General Administration (other)	111,138.00	State and Local Fiscal Assistance Act Utilized		Special District Taxes	
JUDICIARY		Sale of Acquired Property		Bank Corp. Taxes	
Municipal Courts	37,524.84	Other Miscellaneous Revenues		Added and Omitted Taxes	5,740.57
PUBLIC SAFETY		Total	202,993.05	Total Taxes Levied - ABSTRACT	1,901,825.12
Fire Protection	37,185.80	Prior Years Surplus Appropriated	314,000.00	Total Taxes Billed	1,901,982.94
Police Protection	188,991.05	REVENUES TOTAL	2,559,030.46	1990 TAXES COLLECTED	1,813,778.95
Civil Defense & Disaster Control	25.00	Reserve For Uncollected Taxes	174,244.51	1990 Taxes Cancelled, Abated or Adjusted	
Environmental Inspection & Control	22,136.00	CAPITAL OUTLAY TOTAL	30,058.34	Transfer to Tax Title Liens or Foreclosed	3,349.17
Other Public Safety				Balance Outstanding Dec. 31, 1990	84,854.82
PUBLIC WORKS				PRIOR YEARS TAXES OUTSTANDING	
Streets and Drainage	47,439.00	Public Enterprises	44,348.34	Balance January 1, 1990	105,095.86
Sewers and Sewage Processing		Recreation-Culture		Collected in 1990	105,095.86
Garbage and Trash Disposal	148,928.00	Public Works	8,975.00	Cancelled, Abated or Adjusted 1990	
Public Buildings and Grounds	48,047.00	Buildings and Grounds	26,735.00	Transfers to Tax Title Liens or Foreclosed	
Other Public Works		Library and Education		Balance December 31, 1990	
HEALTH and WELFARE		Conservation		TAX TITLE LIENS OUTSTANDING	
Health Services Except Environmental	50.00	All Other		Balance January 1, 1990	15,737.89
Welfare-Public Assistance	6,093.00			Transfer From Taxes	3,349.17
Hospital, Clinics, First Aid				Redeemed in 1990	
Animal, Insect, & Rodent Control				Cancelled, Abated or Adjusted (1990)	
Other Welfare Services				Transfers to Foreclosed Property	
RECREATION and CONSERVATION				Balance December 31, 1990	19,087.06
Beaches and Boardwalks				PROPERTY ACQUIRED BY DEED OR	
Parks, Playgrounds, Shade Trees	1,550.00			FORECLOSURE	
Land Reclamation & Conservation	6,544.00			Balance January 1, 1990	8,700.00
Other Recreational Services	4,950.00			Transfers From Taxes or Liens	
EDUCATION (excluding schools)				Sale for Cash (1990)	
Libraries	4,000.00			Cancelled, Abated or Adjusted (1990)	
Other Educational Services	100.00			Balance December 31, 1990	8,700.00
STATUTORY EXPENDITURES				CURRENT FINANCES DECEMBER 31, 1990	
Pensions & F. I. C. A.	45,218.64			ASSETS	
Employee Fringe Benefits	37,900.00			Cash Dec. 31, 1990	461,860.41
Other Statutory Expenditures				Taxes Receivable	84,854.82
CETA And Other Public Employment Programs				Tax Title Liens	19,087.06
MUNICIPAL FUNCTIONS TOTAL	853,180.81			Foreclosed Property	8,700.00
CAPITAL IMPROVEMENTS *MEMO*	5,000.00			Emergencies & Other Deferred Charges	24,500.00
DEBT SERVICE				State and Federal Aid Receivable	100.00
Principal Payments	35,000.00			Other Receivables	9,076.61
Interest Payments	15,668.75			Total	608,178.90
DEFERRED CHARGES	20,405.00			LIABILITIES, RESERVES, AND SURPLUS	
SCHOOL, COUNTY, SPECIAL DISTRICT TAXES	1,405,293.55			Cash Liabilities	90,449.22
RESERVE FOR UNCOLLECTED TAXES	174,244.51			Reserves for Receivables	121,718.49
EXPENDITURES TOTAL	2,503,792.62			Surplus Dec. 31, 1990	396,011.19
				Total	608,178.90



1701  
Population 1980 2,680  
Population 1990 2,795  
S & P Rating  
Moody Rating

General Tax Rate Per \$100. 3.23  
State Equalized Tax Rate 1.87

ALLOWAY TOWNSHIP - SALEM COUNTY  
Form of Government  
Township Committee  
Number of Members - 3

PER CAPITA:  
Gross Debt 794.28  
Net Debt 17.89  
Debt Service 3.22  
Total Tax Levy 811.38  
Municipal Expenditures 339.44  
PER CENT:  
Gross Debt 2.29  
Net Debt .05  
Tax Levy Collected 87.18  
Tax Levy Cancelled, Abated or Adjusted .02

EXPENDITURES		REVENUES-REALIZED		1990 PROPERTY TAX	
GENERAL GOVERNMENT				STATE EQUALIZED TAX RATE 1.87	
Governing Body & Public Boards		1990 Property Taxes Collected	1,980,107.56	Local District School Taxes	1,271,340.47
Municipal Clerk		1990 Payments in Lieu of Taxes		Regional & Consolidated School Tax	
Financial Administration	16,500.00	Delinquent Tax & Lien Collections	212,866.86	School Taxes in Municipal Budget	
Assessment of Taxes	14,396.00	Business Personalty Replacement Taxes	29,017.88	County Taxes	879,620.90
Collection of Taxes	12,050.00	Taxes from Public Utilities	233,533.00	County Library Taxes	
Planning, Housing & Development	15,810.00	Other Miscellaneous Tax Revenues		Local Municipal Purpose Taxes	38,825.64
Human Resources	40,601.83	State Aid Revenues	180,910.90	Veteran & Senior Citizen Taxes	40,400.00
Elections		Federal Aid Revenues		Total Taxes for Rate Computation	2,230,187.01
General Administration (other)	165,927.47	State and Local Fiscal Assistance Act Utilized		Special District Taxes	
JUDICIARY		Sole of Acquired Property	14,700.00	Bank Corp. Taxes	
Municipal Courts	17,232.00	Other Miscellaneous Revenues	125,883.37	Added and Omitted Taxes	78,027.62
PUBLIC SAFETY		Total	2,782,019.57	Total Taxes Levied - ABSTRACT	2,267,814.63
Fire Protection	23,419.00	Prior Years Surplus Appropriated	197,484.04	Total Taxes Billed	2,271,259.74
Police Protection	33,500.00	REVENUES TOTAL	2,979,503.61	1990 TAXES COLLECTED	1,980,107.56
Civil Defense & Disaster Control	2,200.00	Reserve For Uncollected Taxes	238,788.89	1990 Taxes Cancelled, Abated or Adjusted	513.32
Environmental Inspection & Control	17,594.00			Transfer to Tax Title Liens or Foreclosed	9,196.40
Other Public Safety				Balance Outstanding Dec. 31, 1990	281,442.46
PUBLIC WORKS		CAPITAL OUTLAY TOTAL	5,636.42	PRIOR YEARS TAXES OUTSTANDING	
Streets and Drainage	131,375.00	Public Enterprises		Balance January 1, 1990	218,185.13
Sewers and Sewage Processing	62,000.00	Recreation-Culture		Collected in 1990	204,522.00
Garbage and Trash Disposal	32,391.64	Public Works		Cancelled, Abated or Adjusted 1990	121.77
Public Buildings and Grounds	15,062.00	Buildings and Grounds	5,636.42	Transfers to Tax Title Liens or Foreclosed	5,912.32
Other Public Works	10,000.00	Library and Education		Balance December 31, 1990	7,629.04
HEALTH and WELFARE		Conservation		TAX TITLE LIENS OUTSTANDING	
Health Services Except Environmental	550.00	All Other		Balance January 1, 1990	12,312.40
Welfare-Public Assistance	4,400.00			Transfer From Taxes	16,153.25
Hospital, Clinics, First Aid	1,000.00	CAPITAL DEBT AUTHORIZED, DECEMBER 31, 1990		Redeemed in 1990	8,344.86
Animal, Insect, & Rodent Control	6,052.00	ISSUED AND UNISSUED		Cancelled, Abated or Adjusted (1990)	
Other Welfare Services		School	2,170,000	Transfers to Foreclosed Property	
RECREATION and CONSERVATION		Self-Liquidating		Balance December 31, 1990	20,120.79
Beaches and Boardwalks		Other	50,000	PROPERTY ACQUIRED BY DEED OR	
Parks, Playgrounds, Shade Trees	2,000.00	Total	2,220,000	FORECLOSURE	
Land Reclamation & Conservation				Balance January 1, 1990	106,800.00
Other Recreational Services	100.00	ISSUED AND OUTSTANDING		Transfers From Taxes or Liens	
EDUCATION (excluding schools)		School	2,170,000.00	Sale for Cash (1990)	14,700.00
Libraries	50.00	Self-Liquidating		Cancelled, Abated or Adjusted (1990)	6,400.00
Other Educational Services		Other		Balance December 31, 1990	85,700.00
STATUTORY EXPENDITURES		Total	2,170,000.00	CURRENT FINANCES DECEMBER 31, 1990	
Pensions & F. I. C. A.	30,983.00	EQUALIZED VALUATION BASIS		ASSETS	
Employee Fringe Benefits	15,226.89	FOR NET DEBT COMPUTATION	97,125,621	Cash Dec. 31, 1990	447,010.19
Other Statutory Expenditures		REAL PROPERTY VALUATIONS		Taxes Receivable	289,071.50
CETA And Other Public Employment Programs		Code Class # of Parcels % VAL'N	ASSESSED VALUATION	Tax Title Liens	20,120.79
MUNICIPAL FUNCTIONS TOTAL	670,320.83	1 Vacant Land 594 8.23	5,459,000.00	Foreclosed Property	85,700.00
CAPITAL IMPROVEMENTS *MEMO*		2 Residential 831 69.31	45,957,700.00	Emergencies & Other Deferred Charges	5,549.69
DEBT SERVICE		3 Farm 509 19.52	12,939,400.00	State and Federal Aid Receivable	542.76
Principal Payments	9,000.00	4a Commercial 26 2.94	1,949,300.00	Other Receivables	19,421.32
Interest Payments		4b Industrial		Total	867,416.25
DEFERRED CHARGES		4c Apartments		LIABILITIES, RESERVES, AND SURPLUS	
SCHOOL, COUNTY, SPECIAL DISTRICT TAXES	30,632.09	Total 1960	66,305,400.00	Cash Liabilities	183,066.56
SERVE FOR UNCOLLECTED TAXES	2,150,961.37	Land Area 34.35 Sq. Miles		Reserves for Receivables	414,313.61
EXPENDITURES TOTAL	3,099,703.18	Net Valuation Taxable-Municipal	66,866,833	Surplus Dec. 31, 1990	270,036.08
		Net Valuation Taxable-County	102,781,813	Total	867,416.25
		State Equalized Valuation	117,173,111		
		State Equalization Ratio	56.86		



2102

Population 1980 2,644  
Population 1990 2,530  
S & P Rating  
Moody Rating BAA

General Tax Rate Per \$100. 2.11  
State Equalized Tax Rate 2.28

ALPHA BOROUGH - WARREN COUNTY  
Form of Government  
Borough Council  
Number of Members - 6

PER CAPITA:  
Gross Debt 722.69  
Net Debt 533.10  
Debt Service 42.74  
Total Tax Levy 992.20  
Municipal Expenditures 405.77

PER CENT:  
Gross Debt 1.79  
Net Debt 1.32  
Tax Levy Collected 92.47  
Tax Levy Cancelled, Abated or Adjusted 2.15

EXPENDITURES		REVENUES-REALIZED		1990 PROPERTY TAX	
GENERAL GOVERNMENT		1990 Property Taxes Collected		STATE EQUALIZED TAX RATE 1.11	
Governing Body & Public Boards		1990 Payments in Lieu of Taxes	2,332,204.50	Local District School Taxes	1,219,475.00
Municipal Clerk	8,800.00	Delinquent Tax & Lien Collections	111,882.73	Regional & Consolidated School Tax	
Financial Administration	10,600.00	Business Personalty Replacement Taxes	32,495.36	School Taxes in Municipal Budget	
Assessment of Taxes	10,200.00	Taxes from Public Utilities	125,299.00	County Taxes	.58 642,848.12
Collection of Taxes	8,750.00	Other Miscellaneous Tax Revenues		County Library Taxes	
Planning, Housing & Development	20,974.00	State Aid Revenues	32,644.28	Local Municipal Purpose Taxes	.58 638,167.21
Human Resources	1,100.00	Federal Aid Revenues		Veteran & Senior Citizen Taxes	52,600.00
Elections	126,895.00	State and Local Fiscal Assistance Act Utilized		Total Taxes for Rate Computation	2.27 2,553,090.33
General Administration (other)	11,110.00	Sale of Acquired Property	162,068.01	Special District Taxes	
JUDICIARY		Other Miscellaneous Revenues	2,796,593.88	Bank Corp. Taxes	
Municipal Courts	32,097.00	Prior Years Surplus Appropriated	65,000.00	Added and Omitted Taxes	9,775.62
PUBLIC SAFETY		REVENUES TOTAL	2,861,593.88	Total Taxes Levied - ABSTRACT	2,510,265.95
Fire Protection	111,301.00	Reserve For Uncollected Taxes	176,574.97	Total Taxes Billed	2,522,046.42
Police Protection	500.00	CAPITAL OUTLAY TOTAL	91,223.87	1990 TAXES COLLECTED	2,332,204.50
Civil Defense & Disaster Control	8,800.00	Public Enterprises	15,000.00	1990 Taxes Cancelled, Abated or Adjusted	54,228.05
Environmental Inspection & Control		Recreation-Culture	51,425.16	Transfer to Tax Title Liens or Foreclosed	3,952.03
Other Public Safety		Public Works	24,729.71	Balance Outstanding Dec. 31, 1990	131,661.84
PUBLIC WORKS		Buildings and Grounds		PRIOR YEARS TAXES OUTSTANDING	
Streets and Drainage	96,400.00	Library and Education		Balance January 1, 1990	112,457.17
Sewers and Sewage Processing	153,350.00	Conservation		Collected in 1990	111,394.59
Garbage and Trash Disposal	23,800.00	All Other		Cancelled, Abated or Adjusted 1990	474.40
Public Buildings and Grounds		CAPITAL DEBT AUTHORIZED, DECEMBER 31, 1990		Transfers to Tax Title Liens or Foreclosed	582.58
Other Public Works		ISSUED AND UNISSUED		Balance December 31, 1990	5.60
HEALTH and WELFARE		School		TAX TITLE LIENS OUTSTANDING	
Health Services Except Environmental	1,000.00	Self-Liquidating	690,187	Balance January 1, 1990	22,555.72
Welfare-Public Assistance	2,500.00	Other	1,133,229	Transfer From Taxes	4,597.90
Hospital, Clinics, First Aid		Total	1,828,416	Redeemed in 1990	488.14
Animal, Insect, & Rodent Control		ISSUED AND OUTSTANDING		Cancelled, Abated or Adjusted (1990)	
Other Welfare Services		School		Transfers to Foreclosed Property	
RECREATION and CONSERVATION		Self-Liquidating		Balance December 31, 1990	26,665.48
Beaches and Boardwalks	6,805.00	Other		PROPERTY ACQUIRED BY DEED OR	
Parks, Playgrounds, Shade Trees		Total		FORECLOSURE	
Land Reclamation & Conservation		EQUALIZED VALUATION BASIS		Balance January 1, 1990	28,092.50
Other Recreational Services		FOR NET DEBT COMPUTATION		Transfers From Taxes or Liens	
EDUCATION (excluding schools)		REAL PROPERTY VALUATIONS		Sale for Cash (1990)	
Libraries	35,096.15	Code Class # of Parcels % VAL'N		Cancelled, Abated or Adjusted (1990)	
Other Educational Services		ASSESSED VALUATION		Balance December 31, 1990	28,092.50
STATUTORY EXPENDITURES		1 Vacant Land 81 3.01	3,572,100.00	CURRENT FINANCES DECEMBER 31, 1990	
Pensions & F. I. C. A.	33,500.00	2 Residential 756 71.16	84,575,000.00	ASSETS	
Employee Fringe Benefits	24,000.00	3 Farm 23 1.05	1,241,400.00	Cash Dec. 31, 1990	1,108,001.86
Other Statutory Expenditures	1,500.00	4a Commercial 47 9.76	11,594,400.00	Taxes Receivable	131,667.44
CETA And Other Public Employment Programs		4b Industrial 14 10.50	12,484,400.00	Tax Title Liens	26,665.48
MUNICIPAL FUNCTIONS TOTAL	729,078.15	4c Apartments 8 4.53	5,379,500.00	Foreclosed Property	28,092.50
CAPITAL IMPROVEMENTS *MEMO*	5,000.00	Total 929	118,846,800.00	Emergencies & Other Deferred Charges	51,200.00
DEBT SERVICE		Land Area 1.70 Sq. Miles		State and Federal Aid Receivable	2,970.09
Principal Payments	108,139.75	Net Valuation Taxable-Municipal	119,064,967	Other Receivables	24,501.66
Interest Payments	12,800.00	Net Valuation Taxable-County	107,921,573	Total	1,373,099.03
DEFERRED CHARGES	1,862,323.12	State Equalized Valuation	110,139,366	LIABILITIES, RESERVES, AND SURPLUS	
SCHOOL, COUNTY, SPECIAL DISTRICT TAXES	176,574.97	State Equalization Ratio	103.12	Cash Liabilities	915,297.34
RESERVE FOR UNCOLLECTED TAXES	2,888,915.99			Reserves for Receivables	210,927.08
EXPENDITURES TOTAL				Surplus Dec. 31, 1990	246,874.61
				Total	1,373,099.03

0202  
 Population 1980 1,549  
 Population 1990 1,716  
 S & P Rating AA  
 Moody Rating AA1  
 General Tax Rate Per \$100. .64  
 State Equalized Tax Rate .67

ALPINE BOROUGH - BERGEN COUNTY  
 Form of Government  
 Borough Council  
 Number of Members - 6

PER CAPITA:  
 Gross Debt 1,478.51  
 Net Debt 1,478.51  
 Debt Service 110.68  
 Total Tax Levy 2,859.71  
 Municipal Expenditures 1,331.97  
 PER CENT:  
 Gross Debt .36  
 Net Debt .36  
 Tax Levy Collected 94.38  
 Tax Levy Cancelled, Abated or Adjusted .84

EXPENDITURES		REVENUES-REALIZED		1990 PROPERTY TAX	
GENERAL GOVERNMENT				STATE EQUALIZED TAX RATE .27	
Governing Body & Public Boards		1990 Property Taxes Collected	4,679,518.00	Local District School Taxes	2,018,604.00
Municipal Clerk		1990 Payments in Lieu of Taxes	59,050.00	Regional & Consolidated School Tax	
Financial Administration	34,540.00	Delinquent Tax & Lien Collections	195,487.00	School Taxes in Municipal Budget	
Assessment of Taxes	14,440.00	Business Personalty Replacement Taxes	14,812.00	County Taxes	.25 1,846,943.07
Collection of Taxes	12,090.00	Taxes from Public Utilities	340,019.00	County Library Taxes	
Planning, Housing & Development	21,340.00	Other Miscellaneous Tax Revenues	13,782.00	Local Municipal Purpose Taxes	.14 1,017,765.00
Human Resources	41,399.00	State Aid Revenues		Veteron & Senior Citizen Taxes	5,400.00
Elections	980.00	Federal Aid Revenues		Total Taxes for Rate Computation	.66 4,888,712.07
General Administration (other)	220,707.00	State and Local Fiscal Assistance Act Utilized		Special District Taxes	
JUDICIARY		Sale of Acquired Property		Bank Corp. Taxes	
Municipal Courts	28,805.00	Other Miscellaneous Revenues	391,860.00	Added and Omitted Taxes	23,949.00
PUBLIC SAFETY		Total	5,694,528.00	Total Taxes Levied - ABSTRACT	4,907,261.07
Fire Protection	50,143.00	Prior Years Surplus Appropriated	300,000.00	Total Taxes Billed	4,958,125.00
Police Protection	672,710.00	REVENUES TOTAL	5,994,528.00	1990 TAXES COLLECTED	4,679,518.00
Civil Defense & Disaster Control	2,000.00	Reserve For Uncollected Taxes	386,592.00	1990 Taxes Cancelled, Abated or Adjusted	41,793.00
Environmental Inspection & Control	35,770.00	CAPITAL OUTLAY TOTAL	297,728.00	Transfer to Tax Title Liens or Foreclosed	13,918.00
Other Public Safety				Balance Outstanding Dec. 31, 1990	222,896.00
PUBLIC WORKS				PRIOR YEARS TAXES OUTSTANDING	
Streets and Drainage	154,430.00	Public Enterprises		Balance January 1, 1990	214,502.00
Sewers and Sewage Processing		Recreation-Culture		Collected in 1990	195,487.00
Garbage and Trash Disposal		Public Works	89,077.00	Cancelled, Abated or Adjusted 1990	
Public Buildings and Grounds	27,570.00	Buildings and Grounds	208,626.00	Transfers to Tax Title Liens or Foreclosed	14,443.00
Other Public Works	16,400.00	Library and Education		Balance December 31, 1990	4,572.00
HEALTH and WELFARE		Conservation	25.00	TAX TITLE LIENS OUTSTANDING	
Health Services Except Environmental	21,153.00	All Other		Balance January 1, 1990	
Welfare-Public Assistance	300.00	CAPITAL DEBT AUTHORIZED, DECEMBER 31, 1990		Transfer From Taxes	32,066.00
Hospital, Clinics, First Aid		ISSUED AND UNISSUED GROSS DEBT		Redeemed in 1990	
Animal, Insect, & Rodent Control	2,100.00	School		Cancelled, Abated or Adjusted (1990)	
Other Welfare Services		Self-Liquidating		Transfers to Foreclosed Property	
RECREATION and CONSERVATION		Other	2,537,121	Balance December 31, 1990	32,066.00
Beaches and Boardwalks		Total	2,537,121	PROPERTY ACQUIRED BY DEED OR	
Parks, Playgrounds, Shade Trees	2,010.00			FORECLOSURE	
Land Reclamation & Conservation	11,670.00	ISSUED AND OUTSTANDING		Balance January 1, 1990	
Other Recreational Services	3,010.00	School		Transfers From Taxes or Liens	
EDUCATION (excluding schools)		Self-Liquidating		Sale for Cash (1990)	
Libraries		Other		Cancelled, Abated or Adjusted (1990)	
Other Educational Services		Total	2,210,000.00	Balance December 31, 1990	
STATUTORY EXPENDITURES		EQUALIZED VALUATION BASIS		CURRENT FINANCES DECEMBER 31, 1990	
Pensions & F. I. C. A.	137,805.00	FOR NET DEBT COMPUTATION	709,921,270	ASSETS	
Employee Fringe Benefits	126,057.00	REAL PROPERTY VALUATIONS		Cash Dec. 31, 1990	1,268,261.00
Other Statutory Expenditures		Code Class # of Parcels % VAL'N	ASSESSED VALUATION	Taxes Receivable	227,468.00
CETA And Other Public Employment Programs		1 Vacant Land 115 11.74	90,477,300.00	Tax Title Liens	32,066.00
MUNICIPAL FUNCTIONS TOTAL	1,637,479.00	2 Residential 578 82.11	632,617,700.00	Foreclosed Property	
CAPITAL IMPROVEMENTS *MEMO*	25,000.00	3 Farm		Emergencies & Other Deferred Charges	93,629.00
DEBT SERVICE		4a Commercial 26 6.14	47,329,800.00	State and Federal Aid Receivable	303.00
Principal Payments	70,000.00	4b Industrial		Other Receivables	117,423.00
Interest Payments	119,929.00	4c Apartments		Total	1,739,150.00
DEFERRED CHARGES	71,657.00	Total 719	770,424,800.00	LIABILITIES, RESERVES, AND SURPLUS	
SCHOOL, COUNTY, SPECIAL DISTRICT TAXES	3,865,547.07	Land Area 6.20 Sq. Miles		Cash Liabilities	1,045,640.00
RESERVE FOR UNCOLLECTED TAXES	386,592.00	Net Valuation Taxable-Municipal	770,965,060	Reserves for Receivables	274,957.00
EXPENDITURES TOTAL	6,151,204.07	Net Valuation Taxable-County	785,914,524	Surplus Dec. 31, 1990	418,553.00
		State Equalized Valuation	738,636,447	Total	1,739,150.00
		State Equalization Ratio	104.38		

1901

Population 1980 392  
 Population 1990 700  
 S & P Rating  
 Moody Rating

General Tax Rate Per \$100. 1.96  
 State Equalized Tax Rate 1.96

ANDOVER BOROUGH - SUSSEX COUNTY  
 Form of Government  
 Borough Council  
 Number of Members - 6

PER CAPITA:  
 Gross Debt 486.00  
 Net Debt 486.00  
 Debt Service  
 Total Tax Levy 1,161.87  
 Municipal Expenditures 519.78

PER CENT:  
 Gross Debt .84  
 Net Debt .84  
 Tax Levy Collected 91.86  
 Tax Levy Cancelled, Abated or Adjusted 1.17

EXPENDITURES		REVENUES-REALIZED		1990 PROPERTY TAX	
GENERAL GOVERNMENT				STATE EQUALIZED TAX RATE	
Governing Body & Public Boards	21,305.24	1990 Property Taxes Collected 749,172.23		Local District School Taxes	
Municipal Clerk	15,695.04	1990 Payments in Lieu of Taxes		Regional & Consolidated School Tax 1.17	500,070.54
Financial Administration	6,250.00	Delinquent Tax & Lien Collections 43,152.80		School Taxes in Municipal Budget	
Assessment of Taxes	6,153.55	Business Personalty Replacement Taxes 12,634.40		County Taxes .38 *	164,106.78
Collection of Taxes	9,700.00	Taxes from Public Utilities 89,667.00		County Library Taxes .02	9,674.72
Planning, Housing & Development	19,172.04	Other Miscellaneous Tax Revenues 9,422.91		Local Municipal Purpose Taxes .29	127,655.00
Human Resources		State Aid Revenues		Veteran & Senior Citizen Taxes	4,050.00
Elections		Federal Aid Revenues		Total Taxes for Rate Computation 1.86	813,563.04
General Administration (other)	37,578.00	State and Local Fiscal Assistance Act Utilized		Special District Taxes	
JUDICIARY		Sale of Acquired Property		Bank Corp. Taxes	
Municipal Courts	19,568.25	Other Miscellaneous Revenues		Added and Omitted Taxes	3,792.54
PUBLIC SAFETY		Total 983,272.69		Total Taxes Levied - ABSTRACT	813,305.58
Fire Protection	36,522.70	Prior Years Surplus Appropriated 114,000.00		Total Taxes Billed	815,519.37
Police Protection	11,824.04	REVENUES TOTAL 1,097,272.69		1990 TAXES COLLECTED	749,172.23
Civil Defense & Disaster Control	750.00	Reserve For Uncollected Taxes 47,651.00		1990 Taxes Cancelled, Abated or Adjusted	9,525.06
Environmental Inspection & Control	15,393.75	CAPITAL OUTLAY TOTAL 41,039.75		Transfer to Tax Title Liens or Foreclosed	
Other Public Safety		Public Enterprises		Balance Outstanding Dec. 31, 1990	56,322.58
PUBLIC WORKS		Recreation-Culture		PRIOR YEARS TAXES OUTSTANDING	
Streets and Drainage	59,911.75	Public Works		Balance January 1, 1990	44,374.10
Sewers and Sewage Processing		Buildings and Grounds		Collected in 1990	43,189.80
Garbage and Trash Disposal	5,150.00	Library and Education		Cancelled, Abated or Adjusted 1990	457.62
Public Buildings and Grounds	9,441.58	Conservation		Transfers to Tax Title Liens or Foreclosed	
Other Public Works		All Other		Balance December 31, 1990	726.68
HEALTH and WELFARE		CAPITAL DEBT AUTHORIZED, DECEMBER 31, 1990		TAX TITLE LIENS OUTSTANDING	
Health Services Except Environmental	4,116.57	ISSUED AND UNISSUED GROSS DEBT NET DEBT		Balance January 1, 1990	
Welfare-Public Assistance	1,600.00	School		Transfer From Taxes	
Hospital, Clinics, First Aid	500.00	Self-Liquidating		Redeemed in 1990	
Animal, Insect, & Rodent Control	3,050.00	Other 340,200 340,200		Cancelled, Abated or Adjusted (1990)	
Other Welfare Services		Total 340,200 340,200		Transfers to Foreclosed Property	
RECREATION and CONSERVATION		ISSUED AND OUTSTANDING		Balance December 31, 1990	
Beaches and Boardwalks		School		PROPERTY ACQUIRED BY DEED OR	
Parks, Playgrounds, Shade Trees	7,226.00	Self-Liquidating		FORECLOSURE	
Land Reclamation & Conservation	4,620.00	Other		Balance January 1, 1990	
Other Recreational Services	3,900.00	Total		Transfers From Taxes or Liens	
EDUCATION (excluding schools)		EQUALIZED VALUATION BASIS		Sale for Cash (1990)	
Libraries		FOR NET DEBT COMPUTATION 40,586,070		Cancelled, Abated or Adjusted (1990)	
Other Educational Services	1,044.76	REAL PROPERTY VALUATIONS		Balance December 31, 1990	
STATUTORY EXPENDITURES		Code Class # of Parcels % VAL'N ASSESSED VALUATION		CURRENT FINANCES DECEMBER 31, 1990	
Pensions & F. L. C. A.	8,758.43	1 Vacant Land 57 5.60 2,417,400.00		ASSETS	
Employee Fringe Benefits		2 Residential 186 63.03 27,197,100.00		Cash Dec. 31, 1990	302,655.94
Other Statutory Expenditures	563.30	3 Farm 21 2.25 969,800.00		Taxes Receivable	57,549.26
CETA And Other Public Employment Programs		4a Commercial 45 26.50 11,436,300.00		Tax Title Liens	
MUNICIPAL FUNCTIONS TOTAL 307,795.00		4b Industrial 1 .35 150,200.00		Foreclosed Property	
CAPITAL IMPROVEMENTS *MEMO* 12,000.00		4c Apartments 2 2.28 982,000.00		Emergencies & Other Deferred Charges	11,100.00
DEBT SERVICE		Total 312 43,152,800.00		State and Federal Aid Receivable	10.00
Principal Payments		Land Area 1.40 Sq. Miles		Other Receivables	10,094.47
Interest Payments		Net Valuation Taxable-Municipal 43,641,254		Total	381,409.67
DEFERRED CHARGES 7,700.00		Net Valuation Taxable-County 43,203,756		LIABILITIES, RESERVES, AND SURPLUS	
SCHOOL, COUNTY, SPECIAL DISTRICT TAXES 681,858.04		State Equalized Valuation 43,602,451		Cash Liabilities	107,814.63
RESERVE FOR UNCOLLECTED TAXES 47,651.00		State Equalization Ratio 100.09		Reserves for Receivables	63,957.99
EXPENDITURES TOTAL 1,045,004.04				Surplus Dec. 31, 1990	209,637.05
				Total	381,409.67



1902  
Population 1980 4,506  
Population 1990 5,433  
S & P Rating  
Moody Rating

General Tax Rate Per \$100. 4.19  
State Equalized Tax Rate 1.38

ANDOVER TOWNSHIP - SUSSEX COUNTY  
Form of Government  
Township Committee  
Number of Members - 5

PER CAPITA:  
Gross Debt 362.57  
Net Debt 362.57  
Debt Service 31.57  
Total Tax Levy 1,292.11  
Municipal Expenditures 500.62  
PER CENT:  
Gross Debt .60  
Net Debt .60  
Tax Levy Collected 95.37  
Tax Levy Cancelled, Abated or Adjusted 1.04

EXPENDITURES		REVENUES-REALIZED		1990 PROPERTY TAX	
GENERAL GOVERNMENT		1990 Property Taxes Collected		STATE EQUALIZED TAX RATE	
Governing Body & Public Boards		1990 Payments in Lieu of Taxes	6,705,970.82	Local District School Taxes	
Municipal Clerk	27,053.80	Delinquent Tax & Lien Collections	211,550.84	Regional & Consolidated School Tax 1.07	
Financial Administration	13,961.70	Business Personolty Replacement Taxes	62,434.28	School Taxes in Municipal Budget	
Assessment of Taxes	32,552.00	Taxes from Public Utilities	243,917.00	County Taxes .34 *	
Collection of Taxes	85,507.99	Other Miscellaneous Tax Revenues	39,425.52	County Library Taxes .62	
Planning, Housing & Development	49,685.00	State Aid Revenues		Local Municipal Purpose Taxes .45	
Human Resources		Federal Aid Revenues		Veteran & Senior Citizen Taxes	
Elections		State and Local Fiscal Assistance Act Utilized		Total Taxes for Rate Computation 1.88	
General Administration (other)	317,230.75	Sole of Acquired Property		Special District Taxes	
JUDICIARY		Other Miscellaneous Revenues	337,610.97	Bank Corp. Taxes	
Municipal Courts	26,256.00	Total	7,600,909.43	Added and Omitted Taxes	
PUBLIC SAFETY		Prior Years Surplus Appropriated	642,000.00	Total Taxes Levied - ABSTRACT	
Fire Protection	21,574.00	REVENUES TOTAL	8,242,909.43	Total Taxes Billed	
Police Protection	416,808.73	Reserve For Uncollected Taxes	374,816.00	1990 TAXES COLLECTED	
Civil Defense & Disaster Control		CAPITAL OUTLAY TOTAL	365,684.73	1990 Taxes Cancelled, Abated or Adjusted	
Environmental Inspection & Control	37,777.29			Transfer to Tax Title Liens or Foreclosed	
Other Public Safety				Balance Outstanding Dec. 31, 1990	
PUBLIC WORKS				PRIOR YEARS TAXES OUTSTANDING	
Streets and Drainage	305,158.33	Public Enterprises		Balance January 1, 1990	
Sewers and Sewage Processing		Recreation-Culture		Collected in 1990	
Garbage and Trash Disposal	472,000.00	Public Works	365,684.73	Cancelled, Abated or Adjusted 1990	
Public Buildings and Grounds	45,800.00	Buildings and Grounds		Transfers to Tax Title Liens or Foreclosed	
Other Public Works		Library and Education		Balance December 31, 1990	
HEALTH and WELFARE		Conservation		TAX TITLE LIENS OUTSTANDING	
Health Services Except Environmental	4,360.00	All Other		Balance January 1, 1990	
Welfare-Public Assistance	1,920.00			Transfer From Taxes	
Hospital, Clinics, First Aid				Redeemed in 1990	
Animal, Insect, & Rodent Control	6,000.00			Cancelled, Abated or Adjusted (1990)	
Other Welfare Services				Transfers to Foreclosed Property	
RECREATION and CONSERVATION				Balance December 31, 1990	
Beaches and Boardwalks				PROPERTY ACQUIRED BY DEED OR	
Parks, Playgrounds, Shade Trees	15,339.93			FORECLOSURE	
Land Reclamation & Conservation	23,255.61			Balance January 1, 1990	
Other Recreational Services	2,000.00			Transfers From Taxes or Liens	
EDUCATION (excluding schools)				Sale for Cash (1990)	
Libraries				Cancelled, Abated or Adjusted (1990)	
Other Educational Services				Balance December 31, 1990	
STATUTORY EXPENDITURES				CURRENT FINANCES DECEMBER 31, 1990	
Pensions & F. I. C. A.	114,224.92			ASSETS	
Employee Fringe Benefits	121,870.00			Cash Dec. 31, 1990	
Other Statutory Expenditures	2,000.00			Taxes Receivable	
CETA And Other Public Employment Programs				Tax Title Liens	
MUNICIPAL FUNCTIONS TOTAL	2,149,406.35			Foreclosed Property	
CAPITAL IMPROVEMENTS *MEMO*	122,000.00			Emergencies & Other Deferred Charges	
DEBT SERVICE				State and Federal Aid Receivable	
Principal Payments	125,000.00			Other Receivables	
Interest Payments	46,665.00			Total	
DEFERRED CHARGES	26,500.00			LIABILITIES, RESERVES, AND SURPLUS	
SCHOOL, COUNTY, SPECIAL DISTRICT TAXES	5,312,322.69			Cosh Liabilities	
RESERVE FOR UNCOLLECTED TAXES	374,816.00			Reserves for Receivables	
EXPENDITURES TOTAL	8,034,730.04			Surplus Dec. 31, 1990	
				Total	

1303

Population 1980 17,015

Population 1990 16,799

S &amp; P Rating

Moody Rating A

General Tax Rate Per \$100.

3.76

State Equalized Tax Rate

3.38

## ASBURY PARK CITY - MONMOUTH CO.

Form of Government

Council-Manager (1923)

Number of Members - 5

PER CAPITA:

Gross Debt 1,131.95

Net Debt 147.51

Debt Service 37.97

Total Tax Levy 930.64

Municipal Expenditures 1,079.27

PER CENT:

Gross Debt 4.49

Net Debt .59

Tax Levy Collected 85.82

Tax Levy Cancelled, Abated

or Adjusted

EXPENDITURES		REVENUES-REALIZED		1990 PROPERTY TAX	
GENERAL GOVERNMENT				STATE EQUALIZED TAX RATE ————	
Governing Body & Public Boards	27,380.64	1990 Property Taxes Collected		Local District School Taxes	1.43 6,587,296.75
Municipal Clerk		1990 Payments in Lieu of Taxes		Regional & Consolidated School Tax	
Financial Administration	264,906.00	Delinquent Tax & Lien Collections		School Taxes in Municipal Budget	22,000.00
Assessment of Taxes	142,914.00	Business Personalty Replacement Taxes		County Taxes	.41 * 1,396,322.50
Collection of Taxes	114,802.00	Taxes from Public Utilities		County Library Taxes	
Planning, Housing & Development	15,440.00	Other Miscellaneous Tax Revenues		Local Municipal Purpose Taxes	1.53 7,062,853.10
Human Resources	880,572.00	State Aid Revenues		Veteran & Senior Citizen Taxes	57,950.00
Elections	5,500.00	Federal Aid Revenues		Total Taxes for Rate Computation	3.37 15,626,422.35
General Administration (other)	2,445,839.31	State and Local Fiscal Assistance Act Utilized		Special District Taxes	
JUDICIARY		Sale of Acquired Property		Bank Corp. Taxes	
Municipal Courts	176,704.45	Other Miscellaneous Revenues		Added and Omitted Taxes	65,310.19
PUBLIC SAFETY		Prior Years Surplus Appropriated		Total Taxes Levied - ABSTRACT	15,633,782.54
Fire Protection	2,268,018.67	REVENUES TOTAL		Total Taxes Billed	15,633,782.54
Police Protection	2,380,839.15	CAPITAL OUTLAY TOTAL		1990 TAXES COLLECTED	13,416,430.26
Civil Defense & Disaster Control	5,000.00			1990 Taxes Cancelled, Abated or Adjusted	
Environmental Inspection & Control	139,654.00			Transfer to Tax Title Liens or Foreclosed	
Other Public Safety				Balance Outstanding Dec. 31, 1990	2,217,352.28
PUBLIC WORKS				PRIOR YEARS TAXES OUTSTANDING	
Streets and Drainage	1,075,277.20			Balance January 1, 1990	2,107,366.87
Sewers and Sewage Processing				Collected in 1990	1,612,377.04
Garbage and Trash Disposal	1,528,797.00			Cancelled, Abated or Adjusted 1990	
Public Buildings and Grounds	227,031.00			Transfers to Tax Title Liens or Foreclosed	
Other Public Works	44,773.00			Balance December 31, 1990	494,989.83
HEALTH and WELFARE				TAX TITLE LIENS OUTSTANDING	
Health Services Except Environmental	46,439.00			Balance January 1, 1990	99,673.31
Welfare-Public Assistance	165,328.00			Transfer From Taxes	
Hospital, Clinics, First Aid				Redeemed in 1990	69,733.99
Animal, Insect, & Rodent Control				Cancelled, Abated or Adjusted (1990)	
Other Welfare Services				Transfers to Foreclosed Property	
RECREATION and CONSERVATION				Balance December 31, 1990	29,939.32
Beaches and Boardwalks	85,993.71			PROPERTY ACQUIRED BY DEED OR	
Parks, Playgrounds, Shade Trees	161,264.79			FORECLOSURE	
Land Reclamation & Conservation	74,637.00			Balance January 1, 1990	621,000.00
Other Recreational Services				Transfers From Taxes or Liens	
EDUCATION (excluding schools)				Sale for Cash (1990)	
Libraries	181,813.00			Cancelled, Abated or Adjusted (1990)	
Other Educational Services	6,160.00			Balance December 31, 1990	621,000.00
STATUTORY EXPENDITURES				CURRENT FINANCES DECEMBER 31, 1990	
Pensions & F. I. C. A.	1,147,665.60			ASSETS	
Employee Fringe Benefits				Cash Dec. 31, 1990	6,615,986.47
Other Statutory Expenditures				Taxes Receivable	2,712,342.11
CETA And Other Public Employment Programs				Tax Title Liens	29,939.32
MUNICIPAL FUNCTIONS TOTAL	13,612,850.02			Foreclosed Property	621,000.00
CAPITAL IMPROVEMENTS *MEMO*	50,000.00			Emergencies & Other Deferred Charges	277,730.60
DEBT SERVICE				State and Federal Aid Receivable	435,199.79
Principal Payments	327,000.00			Other Receivables	104,462.04
Interest Payments	310,823.50			Total	10,796,660.33
TYPE I SCHL DEBT *MEMO	192,353.00			LIABILITIES, RESERVES, AND SURPLUS	
DEFERRED CHARGES	1,679,157.95			Cash Liabilities	6,659,322.17
SCHOOL, COUNTY, SPECIAL DISTRICT TAXES	8,505,619.25			Reserves for Receivables	3,467,743.47
RESERVE FOR UNCOLLECTED TAXES	2,200,770.86			Surplus Dec. 31, 1990	669,594.69
EXPENDITURES TOTAL	26,636,221.58			Total	10,796,660.33



0102

Population 1980 40,199  
 Population 1990 37,986  
 S & P Rating A  
 Moody Rating BAA1

General Tax Rate Per \$100. 2.20  
 State Equalized Tax Rate 1.99

ATLANTIC CITY CITY - ATLANTIC COUNTY  
 Form of Government  
 Mayor-Council Plan D (OMCL 50)  
 Number of Members - 5

PER CAPITA:

Gross Debt 4,623.18  
 Net Debt 1,719.44  
 Debt Service 184.23  
 Total Tax Levy 3,719.38  
 Municipal Expenditures 3,093.03

PER CENT:

Gross Debt 2.53  
 Net Debt .94  
 Tax Levy Collected 94.59  
 Tax Levy Cancelled, Abated or Adjusted

EXPENDITURES		REVENUES-REALIZED		1990 PROPERTY TAX	
GENERAL GOVERNMENT				STATE EQUALIZED TAX RATE	
Governing Body & Public Boards	1,549,662.24	1990 Property Taxes Collected		Local District School Taxes	28,666,487.00
Municipal Clerk		1990 Payments in Lieu of Taxes		Regional & Consolidated School Tax	
Financial Administration	1,259,578.39	Delinquent Tax & Lien Collections		School Taxes in Municipal Budget	
Assessment of Taxes	393,833.37	Business Personalty Replacement Taxes		County Taxes	32,675,350.16
Collection of Taxes	916,991.65	Taxes from Public Utilities		County Library Taxes	
Planning, Housing & Development	1,236,092.41	Other Miscellaneous Tax Revenues		Local Municipal Purpose Taxes	79,653,740.94
Human Resources	1,339,288.06	State Aid Revenues		Veteran & Senior Citizen Taxes	264,022.00
Elections		Federal Aid Revenues		Total Taxes for Rate Computation	141,259,600.10
General Administration (other)	18,867,029.06	State and Local Fiscal Assistance Act Utilized		Special District Taxes	
JUDICIARY		Sale of Acquired Property		Bank Corp. Taxes	
Municipal Courts	1,308,492.85	Other Miscellaneous Revenues		Added and Omitted Taxes	288,891.52
PUBLIC SAFETY		Total		Total Taxes Levied - ABSTRACT	141,284,469.62
Fire Protection	14,274,942.52	Prior Years Surplus Appropriated		Total Taxes Billed	142,565,873.76
Police Protection	26,573,890.50	REVENUES TOTAL		1990 TAXES COLLECTED	134,846,383.50
Civil Defense & Disaster Control	223,900.43	Reserve For Uncollected Taxes		1990 Taxes Cancelled, Abated or Adjusted	
Environmental Inspection & Control	2,759,727.71	CAPITAL OUTLAY TOTAL		Transfer to Tax Title Liens or Foreclosed	849,543.64
Other Public Safety				Balance Outstanding Dec. 31, 1990	6,869,946.62
PUBLIC WORKS				PRIOR YEARS TAXES OUTSTANDING	
Streets and Drainage	463,518.77	Public Enterprises		Balance January 1, 1990	13,738,986.73
Sewers and Sewage Processing	6,042,724.54	Recreation—Culture		Collected in 1990	5,233,941.39
Garbage and Trash Disposal		Public Works		Cancelled, Abated or Adjusted 1990	1,977,671.03
Public Buildings and Grounds	5,158,123.26	Buildings and Grounds		Transfers to Tax Title Liens or Foreclosed	596,116.19
Other Public Works	244,291.59	Library and Education		Balance December 31, 1990	5,931,258.12
HEALTH and WELFARE		Conservation		TAX TITLE LIENS OUTSTANDING	
Health Services Except Environmental	4,565,375.24	All Other		Balance January 1, 1990	2,592,653.56
Welfare-Public Assistance	1,287,928.89	CAPITAL DEBT AUTHORIZED, DECEMBER 31, 1990		Transfer From Taxes	1,574,119.73
Hospital, Clinics, First Aid		ISSUED AND UNISSUED GROSS DEBT NET DEBT		Redeemed in 1990	366,436.71
Animal, Insect, & Rodent Control		School 109,886,000		Cancelled, Abated or Adjusted (1990)	
Other Welfare Services		Self-Liquidating 199,145		Transfers to Foreclosed Property	
RECREATION and CONSERVATION		Other 65,531,000		Balance December 31, 1990	3,800,336.58
Beaches and Boardwalks	2,519,972.02	Total 175,616,145		PROPERTY ACQUIRED BY DEED OR FORECLOSURE	
Parks, Playgrounds, Shade Trees	779,234.29	ISSUED AND OUTSTANDING		Balance January 1, 1990	5,205,872.00
Land Reclamation & Conservation	61,058.32	School 26,886,000.00		Transfers From Taxes or Liens	
Other Recreational Services	596,254.01	Self-Liquidating 91,000.00		Sale for Cash (1990)	
EDUCATION (excluding schools)		Other 59,345,000.00		Cancelled, Abated or Adjusted (1990)	
Libraries	2,402,432.57	Total 86,322,000.00		Balance December 31, 1990	5,205,872.00
Other Educational Services	15,000.00	EQUALIZED VALUATION BASIS		CURRENT FINANCES DECEMBER 31, 1990	
STATUTORY EXPENDITURES		FOR NET DEBT COMPUTATION		ASSETS	
Pensions & F. I. C. A.	9,273,028.57	REAL PROPERTY VALUATIONS		Cash Dec. 31, 1990	27,240,380.61
Employee Fringe Benefits		Code Class # of Parcels % VAL'N ASSESSED VALUATION		Taxes Receivable	12,801,204.74
Other Statutory Expenditures	30,000.00	1 Vacant Land 2821 6.18 395,092,900.00		Tax Title Liens	3,800,336.58
CETA And Other Public Employment Programs		2 Residential 11238 14.28 912,232,992.00		Foreclosed Property	5,205,872.00
MUNICIPAL FUNCTIONS TOTAL	104,141,471.26	3 Farm 2240 76.85 4,911,079,300.00		Emergencies & Other Deferred Charges	776,125.00
CAPITAL IMPROVEMENTS *MEMO*	419,000.00	4a Commercial 13 .34 21,758,700.00		State and Federal Aid Receivable	2,216,603.03
DEBT SERVICE		4c Apartments 237 2.35 149,928,000.00		Other Receivables	417,159.70
Principal Payments	3,926,066.20	Total 16549 6,390,092,392.00		Total	52,457,681.66
Interest Payments	3,072,201.50	Land Area 11.84 Sq. Miles		LIABILITIES, RESERVES, AND SURPLUS	
TYPE I SCHL DEBT *MEMO	437,190.00	Net Valuation Taxable-Municipal		Cash Liabilities	23,448,841.79
DEFERRED CHARGES	81,526.65	Net Valuation Taxable-County		Reserves for Receivables	22,200,680.32
SCHOOL, COUNTY, SPECIAL DISTRICT TAXES	61,341,837.16	State Equalized Valuation		Surplus Dec. 31, 1990	6,808,159.55
RESERVE FOR UNCOLLECTED TAXES	6,270,452.97	State Equalization Ratio		Total	52,457,681.66
EXPENDITURES TOTAL	178,333,555.74				

\* ABOVE DEBT SERVICE INCLUDES TYPE I SCHOOL DEBT



1304

Population 1980 4,950  
 Population 1990 4,629  
 S & P Rating  
 Moody Rating A

General Tax Rate Per \$100. 1.94  
 State Equalized Tax Rate 1.98

ATLANTIC HIGHLANDS - MONMOUTH CO.  
 Form of Government  
 Borough Council  
 Number of Members - 6

PER CAPITA:  
 Gross Debt 1,799.27  
 Net Debt 338.45  
 Debt Service 50.97  
 Total Tax Levy 1,414.56  
 Municipal Expenditures 742.86

PER CENT:  
 Gross Debt 2.69  
 Net Debt .51  
 Tax Levy Collected 95.20  
 Tax Levy Cancelled, Abated or Adjusted .29

EXPENDITURES		REVENUES-REALIZED		1990 PROPERTY TAX	
GENERAL GOVERNMENT		1990 Property Taxes Collected 6,234,469.48		STATE EQUALIZED TAX RATE	
Governing Body & Public Boards		1990 Payments in Lieu of Taxes		Local District School Taxes .51	1,696,351.50
Municipal Clerk		Delinquent Tax & Lien Collections 295,363.34		Regional & Consolidated School Tax .46	1,523,646.33
Financial Administration 47,192.29		Business Personalty Replacement Taxes 33,875.44		School Taxes in Municipal Budget	
Assessment of Taxes 17,407.00		Taxes from Public Utilities 238,365.00		County Taxes .42 *	1,382,402.19
Collection of Taxes 40,671.00		Other Miscellaneous Tax Revenues		County Library Taxes .01	44,618.22
Planning, Housing & Development 40,871.00		State Aid Revenues 57,396.13		Local Municipal Purpose Taxes .57	1,900,971.40
Human Resources 53,056.85		Federal Aid Revenues		Veteran & Senior Citizen Taxes	39,800.00
Elections 1,635.00		State and Local Fiscal Assistance Act Utilized		Total Taxes for Rate Computation 1.97	6,537,789.64
General Administration (other) 334,744.00		Sole of Acquired Property		Special District Taxes	
JUDICIARY		Other Miscellaneous Revenues		Bank Corp. Taxes	
Municipal Courts 76,405.52		Total 494,097.34		Added and Omitted Taxes	
PUBLIC SAFETY		Prior Years Surplus Appropriated 594,846.75		Total Taxes Levied - ABSTRACT	6,547,989.64
Fire Protection 73,870.00		REVENUES TOTAL 7,948,419.93		Total Taxes Billed	6,548,507.68
Police Protection 610,507.67		Reserve For Uncollected Taxes 690,765.02		1990 TAXES COLLECTED	6,234,469.48
Civil Defense & Disaster Control 1,325.00		CAPITAL OUTLAY TOTAL 533,535.00		1990 Taxes Cancelled, Abated or Adjusted	18,364.00
Environmental Inspection & Control 31,035.00				Transfer to Tax Title Liens or Foreclosed	18,409.92
Other Public Safety				Balance Outstanding Dec. 31, 1990	277,264.29
PUBLIC WORKS				PRIOR YEARS TAXES OUTSTANDING	
Streets and Drainage 122,203.00				Balance January 1, 1990	312,767.16
Sewers and Sewage Processing				Collected in 1990	291,779.96
Garbage and Trash Disposal 99,092.00				Cancelled, Abated or Adjusted 1990	
Public Buildings and Grounds 102,100.00				Transfers to Tax Title Liens or Foreclosed	20,967.20
Other Public Works 31,900.00				Balance December 31, 1990	
HEALTH and WELFARE				TAX TITLE LIENS OUTSTANDING	
Health Services Except Environmental				Balance January 1, 1990	12,890.15
Welfare-Public Assistance 4,361.00				Transfer From Taxes	44,186.91
Hospital, Clinics, First Aid				Redeemed in 1990	3,569.88
Animal, Insect, & Rodent Control 4,000.00				Cancelled, Abated or Adjusted (1990)	
Other Welfare Services				Transfers to Foreclosed Property	
RECREATION and CONSERVATION				Balance December 31, 1990	53,507.18
Beaches and Boardwalks				PROPERTY ACQUIRED BY DEED OR FORECLOSURE	
Parks, Playgrounds, Shade Trees 33,137.00				Balance January 1, 1990	25,030.00
Land Reclamation & Conservation 255,365.00				Transfers From Taxes or Liens	
Other Recreational Services 16,150.00				Sale for Cash (1990)	
EDUCATION (excluding schools)				Cancelled, Abated or Adjusted (1990)	
Libraries 25,576.00				Balance December 31, 1990	25,030.00
Other Educational Services				CURRENT FINANCES DECEMBER 31, 1990	
STATUTORY EXPENDITURES				ASSETS	
Pensions & F. L. C. A. 183,706.16				Cash Dec. 31, 1990	995,628.89
Employee Fringe Benefits 172,025.77				Taxes Receivable	277,263.28
Other Statutory Expenditures				Tax Title Liens	53,507.18
CETA And Other Public Employment Programs				Foreclosed Property	25,030.00
MUNICIPAL FUNCTIONS TOTAL 2,380,821.26				Emergencies & Other Deferred Charges	192,451.62
CAPITAL IMPROVEMENTS *MEMO* 24,000.00				State and Federal Aid Receivable	475.34
DEBT SERVICE				Other Receivables	135,878.12
Principal Payments 153,000.00				Total	1,680,234.43
Interest Payments 82,962.85				LIABILITIES, RESERVES, AND SURPLUS	
DEFERRED CHARGES 131,154.85				Cash Liabilities	542,248.40
SCHOOL, COUNTY, SPECIAL DISTRICT TAXES 4,647,018.24				Reserves for Receivables	491,678.58
RESERVE FOR UNCOLLECTED TAXES 690,765.02				Surplus Dec. 31, 1990	646,307.45
EXPENDITURES TOTAL 8,085,722.22				Total	1,680,234.43

0401

Population 1980 9,533  
 Population 1990 9,205  
 S & P Rating  
 Moody Rating A

General Tax Rate Per \$100. 3.37  
 State Equalized Tax Rate 2.47

**AUDUBON BOROUGH - CAMDEN COUNTY**  
 Form of Government  
 Commission (1911)  
 Number of Members - 3

PER CAPITA:

Gross Debt 605.13  
 Net Debt 309.91  
 Debt Service 14.70  
 Total Tax Levy 953.39  
 Municipal Expenditures 414.94

PER CENT:

Gross Debt 1.76  
 Net Debt .90  
 Tax Levy Collected 96.66  
 Tax Levy Cancelled, Abated or Adjusted .14

EXPENDITURES		REVENUES-REALIZED		1990 PROPERTY TAX	
<b>GENERAL GOVERNMENT</b>				<b>STATE EQUALIZED TAX RATE</b>	
Governing Body & Public Boards		1990 Property Taxes Collected	8,486,736.00	Local District School Taxes	1.03
Municipal Clerk		1990 Payments in Lieu of Taxes	20,000.00	Regional & Consolidated School Tax	
Financial Administration	63,862.00	Delinquent Tax & Lien Collections	234,047.00	School Taxes in Municipal Budget	
Assessment of Taxes	17,000.00	Business Personalty Replacement Taxes	149,536.00	County Taxes	.87
Collection of Taxes	143,592.00	Taxes from Public Utilities	577,883.00	County Library Taxes	
Planning, Housing & Development	13,700.00	Other Miscellaneous Tax Revenues		Local Municipal Purpose Taxes	.58
Human Resources	84,720.00	State Aid Revenues	77,586.00	Veteran & Senior Citizen Taxes	
Elections	7,200.00	Federal Aid Revenues		Total Taxes for Rate Computation	2.48
General Administration (other)	540,834.00	State and Local Fiscal Assistance Act Utilized		Special District Taxes	
<b>JUDICIARY</b>		Sale of Acquired Property		Bank Corp. Taxes	
Municipal Courts	80,746.00	Other Miscellaneous Revenues	862,812.00	Added and Omitted Taxes	92,599.00
<b>PUBLIC SAFETY</b>		Total	10,403,600.00	Total Taxes Levied - ABSTRACT	8,775,927.36
Fire Protection	65,360.00	Prior Years Surplus Appropriated	420,000.00	Total Taxes Billed	8,779,576.00
Police Protection	703,639.00	REVENUES TOTAL	10,828,600.00	1990 TAXES COLLECTED	8,486,736.00
Civil Defense & Disaster Control	3,878.00	Reserve For Uncollected Taxes	332,917.00	1990 Taxes Cancelled, Abated or Adjusted	12,574.00
Environmental Inspection & Control	22,000.00	<b>CAPITAL OUTLAY</b>	<b>TOTAL</b>	Transfer to Tax Title Liens or Foreclosed	4,921.00
Other Public Safety			1,734,844.00	Balance Outstanding Dec. 31, 1990	275,345.00
<b>PUBLIC WORKS</b>		Public Enterprises		<b>PRIOR YEARS TAXES OUTSTANDING</b>	
Streets and Drainage	261,044.00	Recreation-Culture		Balance January 1, 1990	232,122.00
Sewers and Sewage Processing	40,005.00	Public Works	3,182.00	Collected in 1990	227,217.00
Garbage and Trash Disposal	563,700.00	Buildings and Grounds	1,731,562.00	Cancelled, Abated or Adjusted 1990	1,663.00
Public Buildings and Grounds	26,900.00	Library and Education		Transfers to Tax Title Liens or Foreclosed	3,242.00
Other Public Works	38,000.00	Conservation		Balance December 31, 1990	
<b>HEALTH and WELFARE</b>		All Other		<b>TAX TITLE LIENS OUTSTANDING</b>	
Health Services Except Environmental	6,550.00	<b>CAPITAL DEBT AUTHORIZED, DECEMBER 31, 1990</b>		Balance January 1, 1990	16,984.00
Welfare-Public Assistance	12,200.00	ISSUED AND UNISSUED	GROSS DEBT	Transfer From Taxes	8,850.00
Hospital, Clinics, First Aid		School	2,717,478	Redeemed in 1990	6,830.00
Animal, Insect, & Rodent Control		Self-Liquidating		Cancelled, Abated or Adjusted (1990)	
Other Welfare Services		Other	2,852,759	Transfers to Foreclosed Property	
<b>RECREATION and CONSERVATION</b>		Total	5,570,237	Balance December 31, 1990	19,004.00
Beaches and Boardwalks		ISSUED AND OUTSTANDING		<b>PROPERTY ACQUIRED BY DEED OR FORECLOSURE</b>	
Parks, Playgrounds, Shade Trees	120.00	School	2,717,478.00	Balance January 1, 1990	285.00
Land Reclamation & Conservation		Self-Liquidating		Transfers From Taxes or Liens	
Other Recreational Services	11,000.00	Other	2,905,009.00	Sale for Cash (1990)	
<b>EDUCATION (excluding schools)</b>		Total	5,622,487.00	Cancelled, Abated or Adjusted (1990)	
Libraries	104,833.00	EQUALIZED VALUATION BASIS		Balance December 31, 1990	285.00
Other Educational Services	300.00	FOR NET DEBT COMPUTATION	315,790,473	<b>CURRENT FINANCES DECEMBER 31, 1990</b>	
<b>STATUTORY EXPENDITURES</b>		<b>REAL PROPERTY VALUATIONS</b>		<b>ASSETS</b>	
Pensions & F. I. C. A.	276,725.00	Code Class # of Parcels % VAL'N	ASSESSED VALUATION	Cash Dec. 31, 1990	3,120,788.00
Employee Fringe Benefits	220,501.00	1 Vacant Land 94 .53	1,195,000.00	Taxes Receivable	275,345.00
Other Statutory Expenditures	14,000.00	2 Residential 2957 82.93	185,587,280.00	Tax Title Liens	19,004.00
CETA And Other Public Employment Programs		3 Farm		Foreclosed Property	285.00
<b>MUNICIPAL FUNCTIONS</b>		4a Commercial 148 13.93	31,178,100.00	Emergencies & Other Deferred Charges	3,893.00
<b>CAPITAL IMPROVEMENTS</b>	<b>*MEMO*</b>	4b Industrial 3 .28	629,900.00	State and Federal Aid Receivable	
<b>DEBT SERVICE</b>		4c Apartments 12 2.32	5,198,600.00	Other Receivables	135,097.00
Principal Payments	82,200.00	Total 3214	223,788,880.00	Total	3,554,412.00
Interest Payments	53,105.00	Land Area 1.48 Sq. Miles		<b>LIABILITIES, RESERVES, AND SURPLUS</b>	
<b>DEFERRED CHARGES</b>		Net Valuation Taxable-Municipal	224,279,773	Cash Liabilities	2,197,997.00
SCHOOL, COUNTY, SPECIAL DISTRICT TAXES	6,659,837.36	Net Valuation Taxable-County	320,266,661	Reserves for Receivables	383,652.00
RESERVE FOR UNCOLLECTED TAXES	332,917.00	State Equalized Valuation	350,872,731	Surplus Dec. 31, 1990	972,763.00
<b>EXPENDITURES</b>	<b>TOTAL</b>	State Equalization Ratio	63.87	Total	3,554,412.00
	10,479,380.36				

0402

Population 1980 1,274  
 Population 1990 1,150  
 S & P Rating  
 Moody Rating

General Tax Rate Per \$100. 3.88  
 State Equalized Tax Rate 5.53

AUDUBON PARK BOROUGH - CAMDEN CO.  
 Form of Government  
 Borough Council  
 Number of Members - 6

PER CAPITA:  
 Gross Debt 73.11  
 Net Debt 72.33  
 Debt Service 6.27  
 Total Tax Levy 318.20  
 Municipal Expenditures 305.59

PER CENT:  
 Gross Debt 1.78  
 Net Debt 1.76  
 Tax Levy Collected 100.00  
 Tax Levy Cancelled, Abated or Adjusted

EXPENDITURES		REVENUES-REALIZED		1990 PROPERTY TAX	
<b>GENERAL GOVERNMENT</b>				STATE EQUALIZED TAX RATE ————	
Governing Body & Public Boards		1990 Property Taxes Collected	366,140.14	Local District School Taxes	1.30 35,847.00
Municipal Clerk		1990 Payments in Lieu of Taxes		Regional & Consolidated School Tax	
Financial Administration	12,607.00	Delinquent Tax & Lien Collections		School Taxes in Municipal Budget	
Assessment of Taxes	925.00	Business Personalty Replacement Taxes	8,899.36	County Taxes	1.38 91,127.09
Collection of Taxes	625.00	Taxes from Public Utilities	17,997.00	County Library Taxes	.04 2,457.12
Planning, Housing & Development		Other Miscellaneous Tax Revenues		Local Municipal Purpose Taxes	2.82 186,500.00
Human Resources	28,459.69	State Aid Revenues	52,824.09	Veteran & Senior Citizen Taxes	
Elections	2,400.00	Federal Aid Revenues		Total Taxes for Rate Computation	5.54 365,931.21
General Administration (other)	66,028.00	State and Local Fiscal Assistance Act Utilized		Special District Taxes	
<b>JUDICIARY</b>		Sale of Acquired Property		Bank Corp. Taxes	
Municipal Courts	27,417.00	Other Miscellaneous Revenues	94,408.55	Added and Omitted Taxes	
<b>PUBLIC SAFETY</b>		Total	540,269.14	Total Taxes Levied - ABSTRACT	365,931.21
Fire Protection		Prior Years Surplus Appropriated	41,050.00	Total Taxes Billed	366,140.14
Police Protection	117,692.31	<b>REVENUES TOTAL</b>	581,319.14	1990 TAXES COLLECTED	366,140.14
Civil Defense & Disaster Control	600.00	Reserve For Uncollected Taxes		1990 Taxes Cancelled, Abated or Adjusted	
Environmental Inspection & Control		<b>CAPITAL OUTLAY TOTAL</b>	4,005.07	Transfer to Tax Title Liens or Foreclosed	
Other Public Safety				Balance Outstanding Dec. 31, 1990	
<b>PUBLIC WORKS</b>				<b>PRIOR YEARS TAXES OUTSTANDING</b>	
Streets and Drainage	1,100.00	Public Enterprises		Balance January 1, 1990	
Sewers and Sewage Processing	1,312.86	Recreation—Culture		Collected in 1990	
Garbage and Trash Disposal		Public Works		Cancelled, Abated or Adjusted 1990	
Public Buildings and Grounds	6,301.00	Buildings and Grounds	4,005.07	Transfers to Tax Title Liens or Foreclosed	
Other Public Works		Library and Education		Balance December 31, 1990	
<b>HEALTH and WELFARE</b>		Conservation		<b>TAX TITLE LIENS OUTSTANDING</b>	
Health Services Except Environmental	2,631.00	All Other		Balance January 1, 1990	
Welfare-Public Assistance	4,688.00	<b>CAPITAL DEBT AUTHORIZED, DECEMBER 31, 1990</b>		Transfer From Taxes	
Hospital, Clinics, First Aid		<b>ISSUED AND UNISSUED GROSS DEBT NET DEBT</b>		Redeemed in 1990	
Animal, Insect, & Rodent Control	1,500.00	School		Cancelled, Abated or Adjusted (1990)	
Other Welfare Services		Self-Liquidating		Transfers to Foreclosed Property	
<b>RECREATION and CONSERVATION</b>		Other	84,073	Balance December 31, 1990	
Beaches and Boardwalks		Total	84,073	<b>PROPERTY ACQUIRED BY DEED OR FORECLOSURE</b>	
Parks, Playgrounds, Shade Trees	600.00			Balance January 1, 1990	
Land Reclamation & Conservation				Transfers From Taxes or Liens	
Other Recreational Services	3,950.00	<b>ISSUED AND OUTSTANDING</b>		Sale for Cash (1990)	
<b>EDUCATION (excluding schools)</b>		School		Cancelled, Abated or Adjusted (1990)	
Libraries	4,074.00	Self-Liquidating		Balance December 31, 1990	
Other Educational Services		Other		<b>CURRENT FINANCES DECEMBER 31, 1990</b>	
<b>STATUTORY EXPENDITURES</b>		Total	68,000.00	<b>ASSETS</b>	
Pensions & F. I. C. A.	26,500.52	<b>EQUALIZED VALUATION BASIS FOR NET DEBT COMPUTATION</b>	4,717,685	Cash Dec. 31, 1990	139,704.54
Employee Fringe Benefits	25,000.00	<b>REAL PROPERTY VALUATIONS</b>		Taxes Receivable	
Other Statutory Expenditures	2,300.00	Code Class # of Parcels % VAL'N		Tax Title Liens	
<b>CETA And Other Public Employment Programs</b>		1 Vacant Land		Foreclosed Property	
<b>MUNICIPAL FUNCTIONS TOTAL</b>	336,711.38	2 Residential		Emergencies & Other Deferred Charges	835.00
<b>CAPITAL IMPROVEMENTS *MEMO*</b>	3,000.00	3 Farm		State and Federal Aid Receivable	
<b>DEBT SERVICE</b>		4a Commercial 1 1.17	110,000.00	Other Receivables	6,353.07
Principal Payments		4b Industrial		Total	146,892.61
Interest Payments	7,211.09	4c Apartments 1 98.83	9,267,500.00	<b>LIABILITIES, RESERVES, AND SURPLUS</b>	
		Total 2	9,377,500.00	Cash Liabilities	43,500.91
<b>DEFERRED CHARGES</b>	7,502.48	Land Area .15 Sq. Miles		Reserves for Receivables	6,353.07
<b>SCHOOL, COUNTY, SPECIAL DISTRICT TAXES</b>	179,431.21	Net Valuation Taxable-Municipal	9,424,602	Surplus Dec. 31, 1990	97,038.63
<b>RESERVE FOR UNCOLLECTED TAXES</b>		Net Valuation Taxable-County	9,549,576	Total	146,892.61
<b>EXPENDITURES TOTAL</b>	530,856.16	State Equalized Valuation	6,630,576		
		State Equalization Ratio	142.44		



0501  
 Population 1980 2,162  
 Population 1990 1,809  
 S & P Rating  
 Moody Rating A  
 General Tax Rate Per \$100. .71  
 State Equalized Tax Rate .80

**AVALON BOROUGH - CAPE MAY COUNTY**  
 Form of Government  
 Mayor-Council Plan B (OMCL 50)  
 Number of Members - 5

PER CAPITA:  
 Gross Debt 699.75  
 Net Debt 5,068.75  
 Debt Service 697.88  
 Total Tax Levy 6,830.54  
 Municipal Expenditures 4,508.84  
 PER CENT:  
 Gross Debt 1.50  
 Net Debt .71  
 Tax Levy Collected 92.56  
 Tax Levy Cancelled, Abated or Adjusted 3.19

EXPENDITURES		REVENUES-REALIZED		1990 PROPERTY TAX	
<b>GENERAL GOVERNMENT</b>				<b>STATE EQUALIZED TAX RATE</b>	
Governing Body & Public Boards	107,555.00	1990 Property Taxes Collected	11,338,546.07	Local District School Taxes	.08 1,183,825.00
Municipal Clerk	124,440.00	1990 Payments in Lieu of Taxes		Regional & Consolidated School Tax	
Financial Administration	57,696.00	Delinquent Tax & Lien Collections	423,411.05	School Taxes in Municipal Budget	
Assessment of Taxes	55,275.00	Business Personalty Replacement Taxes	31,032.60	County Taxes	.35 * 5,412,703.67
Collection of Taxes	138,896.00	Taxes from Public Utilities	449,497.00	County Library Taxes	.02 269,312.88
Planning, Housing & Development	39,030.00	Other Miscellaneous Tax Revenues		Local Municipal Purpose Taxes	.35 5,430,000.00
Human Resources	83,050.00	State Aid Revenues	230,952.76	Veteran & Senior Citizen Taxes	
Elections	3,500.00	Federal Aid Revenues	177,610.00	Total Taxes for Rate Computation	.80 12,321,941.55
General Administration (other)	676,701.00	State and Local Fiscal Assistance Act Utilized		Special District Taxes	
<b>JUDICIARY</b>		Sale of Acquired Property		Bank Corp. Taxes	
Municipal Courts	87,586.44	Other Miscellaneous Revenues	1,677,250.86	Added and Omitted Taxes	60,603.06
<b>PUBLIC SAFETY</b>		Total	14,328,300.34	Total Taxes Levied - ABSTRACT	12,356,444.61
Fire Protection	86,651.80	Prior Years Surplus Appropriated	100,000.00	Total Taxes Billed	12,249,763.58
Police Protection	1,369,970.73	REVENUES TOTAL	14,428,300.34	1990 TAXES COLLECTED	11,338,546.07
Civil Defense & Disaster Control	7,200.00	Reserve For Uncollected Taxes	474,000.00	1990 Taxes Cancelled, Abated or Adjusted	390,928.63
Environmental Inspection & Control	123,811.00	<b>CAPITAL OUTLAY TOTAL</b>	2,385,707.17	Transfer to Tax Title Liens or Foreclosed	
Other Public Safety		Public Enterprises	1,055,377.06	Balance Outstanding Dec. 31, 1990	520,288.88
<b>PUBLIC WORKS</b>		Recreation-Culture		<b>PRIOR YEARS TAXES OUTSTANDING</b>	
Streets and Drainage	720,910.00	Public Works	1,330,330.11	Balance January 1, 1990	425,893.83
Sewers and Sewage Processing	56,675.81	Buildings and Grounds		Collected in 1990	423,411.05
Garbage and Trash Disposal	775,000.00	Library and Education		Cancelled, Abated or Adjusted 1990	1,176.87
Public Buildings and Grounds	445,135.00	Conservation		Transfers to Tax Title Liens or Foreclosed	
Other Public Works		All Other		Balance December 31, 1990	1,305.91
<b>HEALTH and WELFARE</b>		<b>CAPITAL DEBT AUTHORIZED, DECEMBER 31, 1990</b>		<b>TAX TITLE LIENS OUTSTANDING</b>	
Health Services Except Environmental		ISSUED AND UNISSUED		Balance January 1, 1990	15,217.95
Welfare-Public Assistance	1,700.00	School		Transfer From Taxes	
Hospital, Clinics, First Aid		Self-Liquidating	9,311,855	Redeemed in 1990	
Animal, Insect, & Rodent Control	7,275.00	Other	10,044,000	Cancelled, Abated or Adjusted (1990)	
Other Welfare Services		Total	19,355,855	Transfers to Foreclosed Property	
<b>RECREATION and CONSERVATION</b>				Balance December 31, 1990	15,217.95
Beaches and Boardwalks	352,905.00	ISSUED AND OUTSTANDING		<b>PROPERTY ACQUIRED BY DEED OR FORECLOSURE</b>	
Parks, Playgrounds, Shade Trees		School		Balance January 1, 1990	134,380.20
Land Reclamation & Conservation	10,050.00	Self-Liquidating	9,287,000.00	Transfers From Taxes or Liens	
Other Recreational Services	112,000.00	Other	10,044,000.00	Sale for Cash (1990)	
<b>EDUCATION (excluding schools)</b>		Total	19,331,000.00	Cancelled, Abated or Adjusted (1990)	
Libraries		<b>EQUALIZED VALUATION BASIS</b>		Balance December 31, 1990	134,380.20
Other Educational Services		<b>FOR NET DEBT COMPUTATION</b>	1,289,479.428	<b>CURRENT FINANCES DECEMBER 31, 1990</b>	
<b>STATUTORY EXPENDITURES</b>		<b>REAL PROPERTY VALUATIONS</b>		<b>ASSETS</b>	
Pensions & F. I. C. A.	411,272.19	Code Class # of Parcels % VAL'N		Cash Dec. 31, 1990	4,595,518.24
Employee Fringe Benefits	510,999.43	1 Vacant Land 334 4.63		Taxes Receivable	521,594.79
Other Statutory Expenditures	100.00	2 Residential 4650 90.07		Tax Title Liens	15,217.95
CETA And Other Public Employment Programs		3 Farm		Foreclosed Property	134,380.20
<b>MUNICIPAL FUNCTIONS</b>		4a Commercial 129 5.17		Emergencies & Other Deferred Charges	178,431.65
<b>CAPITAL IMPROVEMENTS</b>	* MEMO *	4b Industrial		State and Federal Aid Receivable	1,856.04
<b>DEBT SERVICE</b>		4c Apartments 4 .13		Other Receivables	34,260.07
Principal Payments	825,000.00	Total 5117		Total	5,481,258.94
Interest Payments	437,460.00	Land Area 5.02 Sq. Miles		<b>LIABILITIES, RESERVES, AND SURPLUS</b>	
<b>DEFERRED CHARGES</b>		Net Valuation Taxable-Municipal	1,742,112,356	Cash Liabilities	4,447,390.25
SCHOOL, COUNTY, SPECIAL DISTRICT TAXES	6,805,841.55	Net Valuation Taxable-County	1,279,157,063	Reserves for Receivables	705,453.01
RESERVE FOR UNCOLLECTED TAXES	474,000.00	State Equalized Valuation	1,541,199,118	Surplus Dec. 31, 1990	328,415.68
<b>EXPENDITURES</b>		State Equalization Ratio	113.07	Total	5,481,258.94
<b>TOTAL</b>	15,022,330.53				

1305

Population 1980 2,337  
 Population 1990 2,165  
 S & P Rating  
 Moody Rating A

General Tax Rate Per \$100.

1.50

State Equalized Tax Rate

1.61

## AVON-BY-THE-SEA BORO. - MONMOUTH CO.

Form of Government

Commission (1911)

Number of Members - 3

PER CAPITA:

Gross Debt 853.93  
 Net Debt 425.37  
 Debt Service 86.50  
 Total Tax Levy 1,779.77  
 Municipal Expenditures 1,062.13

PER CENT:

Gross Debt .65  
 Net Debt .42  
 Tax Levy Collected 93.69  
 Tax Levy Cancelled, Abated or Adjusted

EXPENDITURES		REVENUES-REALIZED		1990 PROPERTY TAX	
GENERAL GOVERNMENT				STATE EQUALIZED TAX RATE	
Governing Body & Public Boards		1990 Property Taxes Collected	3,611,726.70	Local District School Taxes	.46 1,101,257.00
Municipal Clerk		1990 Payments in Lieu of Taxes		Regional & Consolidated School Tax	
Financial Administration	66,716.37	Delinquent Tax & Lien Collections	124,540.71	School Taxes in Municipal Budget	
Assessment of Taxes	7,311.00	Business Personalty Replacement Taxes	13,967.40	County Taxes	.37 * 872,177.95
Collection of Taxes	28,850.00	Taxes from Public Utilities	135,691.00	County Library Taxes	
Planning, Housing & Development	9,000.00	Other Miscellaneous Tax Revenues		Local Municipal Purpose Taxes	.78 1,660,960.00
Human Resources		State Aid Revenues	35,926.22	Veteran & Senior Citizen Taxes	19,250.00
Elections	1,000.00	Federal Aid Revenues		Total Taxes for Rate Computation	1.61 3,853,644.95
General Administration (other)	133,577.00	State and Local Fiscal Assistance Act Utilized		Special District Taxes	
JUDICIARY		Sole of Acquired Property		Bank Corp. Taxes	
Municipal Courts	27,693.73	Other Miscellaneous Revenues	212,697.47	Added and Omitted Taxes	18,804.44
PUBLIC SAFETY		Total	4,134,549.50	Total Taxes Levied - ABSTRACT	3,853,199.39
Fire Protection	19,726.40	Prior Years Surplus Appropriated	73,700.00	Total Taxes Billed	3,854,928.09
Police Protection	522,412.86	REVENUES TOTAL	4,209,249.50	1990 TAXES COLLECTED	3,611,726.70
Civil Defense & Disaster Control	400.00	Reserve For Uncollected Taxes	248,948.39	1990 Taxes Cancelled, Abated or Adjusted	
Environmental Inspection & Control	18,020.00	CAPITAL OUTLAY TOTAL	37,311.34	Transfer to Tax Title Liens or Foreclosed	
Other Public Safety				Balance Outstanding Dec. 31, 1990	243,201.39
PUBLIC WORKS				PRIOR YEARS TAXES OUTSTANDING	
Streets and Drainage	244,399.00	Public Enterprises	37,311.34	Balance January 1, 1990	228,356.08
Sewers and Sewage Processing		Recreation-Culture		Collected in 1990	124,540.71
Garbage and Trash Disposol	241,017.00	Public Works		Cancelled, Abated or Adjusted 1990	96,111.38
Public Buildings and Grounds	46,488.00	Buildings and Grounds		Transfers to Tax Title Liens or Foreclosed	
Other Public Works		Library and Education		Balance December 31, 1990	7,703.99
HEALTH and WELFARE		Conservation		TAX TITLE LIENS OUTSTANDING	
Health Services Except Environmental		All Other		Balance January 1, 1990	248.30
Welfare-Public Assistance	2,500.00	CAPITAL DEBT AUTHORIZED, DECEMBER 31, 1990		Transfer From Taxes	
Hospital, Clinics, First Aid		ISSUED AND UNISSUED		Redeemed in 1990	
Animal, Insect, & Rodent Control	3,190.00	School		Cancelled, Abated or Adjusted (1990)	
Other Welfare Services		Self-Liquidating	927,824	Transfers to Foreclosed Property	
RECREATION and CONSERVATION		Other	920,935	Balance December 31, 1990	248.30
Beaches and Boardwalks		Total	1,848,759	PROPERTY ACQUIRED BY DEED OR FORECLOSURE	
Parks, Playgrounds, Shade Trees	200.00			Balance January 1, 1990	3,875.00
Land Reclamation & Conservation		ISSUED AND OUTSTANDING		Transfers From Taxes or Liens	
Other Recreational Services	21,651.00	School		Sale for Cash (1990)	
EDUCATION (excluding schools)		Self-Liquidating	763,250.00	Cancelled, Abated or Adjusted (1990)	
Libraries	52,636.00	Other	901,515.00	Balance December 31, 1990	3,875.00
Other Educational Services		Total	1,664,765.00	CURRENT FINANCES DECEMBER 31, 1990	
STATUTORY EXPENDITURES		EQUALIZED VALUATION BASIS		ASSETS	
Pensions & F. I. C. A.	162,775.60	FOR NET DEBT COMPUTATION	216,695,249	Cash Dec. 31, 1990	907,962.29
Employee Fringe Benefits	108,506.00	REAL PROPERTY VALUATIONS		Taxes Receivable	250,905.38
Other Statutory Expenditures		Code Class # of Parcels % VAL'N		Tax Title Liens	248.30
CETA And Other Public Employment Programs		1 Vacant Land 23 1.46		Foreclosed Property	3,875.00
MUNICIPAL FUNCTIONS TOTAL	1,717,069.96	2 Residential 929 88.60		Emergencies & Other Deferred Charges	30,725.00
CAPITAL IMPROVEMENTS *MEMO*	12,000.00	3 Farm		State and Federal Aid Receivable	903.75
DEBT SERVICE		4a Commercial 51 7.79	19,896,400.00	Other Receivables	62,057.14
Principal Payments	120,000.00	4b Industrial 2 .38	973,000.00	Total	1,256,676.86
Interest Payments	67,277.47	4c Apartments 7 1.76	4,493,000.00	LIABILITIES, RESERVES, AND SURPLUS	
		Total 1012	255,253,000.00	Cash Liabilities	586,466.11
DEFERRED CHARGES	146,225.14	Land Area .40 Sq. Miles		Reserves for Receivables	317,085.82
SCHOOL, COUNTY, SPECIAL DISTRICT TAXES	1,973,434.95	Net Valuation Taxable-Municipal	255,571,196	Surplus Dec. 31, 1990	353,124.93
RESERVE FOR UNCOLLECTED TAXES	248,948.39	Net Valuation Taxable-County	213,653,970	Total	1,256,676.86
EXPENDITURES TOTAL	4,272,955.91	State Equalized Valuation	238,116,780		
		State Equalization Ratio	107.34		



1533  
Population 1980 8,702  
Population 1990 12,235  
S & P Rating  
Moody Rating AAA

General Tax Rate Per \$100. 2.76  
State Equalized Tax Rate 2.17

**BARNEGAT TOWNSHIP - OCEAN COUNTY**  
Form of Government  
**Township Committee**  
Number of Members - 3

PER CAPITA:  
Gross Debt 1,581.56  
Net Debt 374.97  
Debt Service 35.88  
Total Tax Levy 1,056.82  
Municipal Expenditures 475.99  
PER CENT:  
Gross Debt 3.80  
Net Debt .90  
Tax Levy Collected 91.43  
Tax Levy Cancelled, Abated or Adjusted .82

EXPENDITURES		REVENUES-REALIZED		1990 PROPERTY TAX	
<b>GENERAL GOVERNMENT</b>				<b>STATE EQUALIZED TAX RATE</b> 1.33	
Governing Body & Public Boards		1990 Property Taxes Collected	11,825,004.08	Local District School Taxes	7,746,054.42
Municipal Clerk	51,200.00	1990 Payments in Lieu of Taxes		Regional & Consolidated School Tax	
Financial Administration	129,350.00	Delinquent Tax & Lien Collections	652,919.44	School Taxes in Municipal Budget	
Assessment of Taxes	80,275.00	Business Personalty Replacement Taxes	14,785.64	County Taxes	* 2,182,787.15
Collection of Taxes	104,465.00	Taxes from Public Utilities	599,276.00	County Library Taxes	.03 145,573.01
Planning, Housing & Development	50,270.96	Other Miscellaneous Tax Revenues		Local Municipal Purpose Taxes	.43 2,524,000.00
Human Resources	45,967.03	State Aid Revenues	71,250.07	Veteran & Senior Citizen Taxes	116,050.00
Elections		Federal Aid Revenues		Total Taxes for Rate Computation	2.17 12,714,464.58
General Administration (other)	461,547.69	State and Local Fiscal Assistance Act Utilized		Special District Taxes	
<b>JUDICIARY</b>		Sale of Acquired Property	593,376.37	Bank Corp. Taxes	
Municipal Courts	79,374.87	Other Miscellaneous Revenues	1,349,209.56	Added and Omitted Taxes	331,820.22
<b>PUBLIC SAFETY</b>		Total	15,105,821.66	Total Taxes Levied - ABSTRACT	12,930,234.80
Fire Protection	42,758.00	Prior Years Surplus Appropriated	1,500,000.00	Total Taxes Billed	11,825,004.08
Police Protection	1,113,611.75	REVENUES TOTAL	16,605,821.66	1990 TAXES COLLECTED	
Civil Defense & Disaster Control	1,500.00	Reserve For Uncollected Taxes	1,155,000.00	1990 Taxes Cancelled, Abated or Adjusted	106,008.59
Environmental Inspection & Control	44,020.00			Transfer to Tax Title Liens or Foreclosed	215,283.29
Other Public Safety		<b>CAPITAL OUTLAY TOTAL</b>	444,780.74	Balance Outstanding Dec. 31, 1990	787,084.14
<b>PUBLIC WORKS</b>				<b>PRIOR YEARS TAXES OUTSTANDING</b>	
Streets and Drainage	354,500.00	Public Enterprises	34,843.31	Balance January 1, 1990	656,294.87
Sewers and Sewage Processing	705,812.00	Recreation-Culture	37,490.27	Collected in 1990	555,641.28
Garbage and Trash Disposal		Public Works	160,899.44	Cancelled, Abated or Adjusted 1990	2,408.26
Public Buildings and Grounds	65,430.00	Buildings and Grounds	185,603.32	Transfers to Tax Title Liens or Foreclosed	85,830.16
Other Public Works	27,500.00	Library and Education	25,943.90	Balance December 31, 1990	12,415.17
<b>HEALTH and WELFARE</b>		Conservation		<b>TAX TITLE LIENS OUTSTANDING</b>	
Health Services Except Environmental		All Other		Balance January 1, 1990	244,526.73
Welfare-Public Assistance	36,020.00			Transfer From Taxes	314,723.48
Hospital, Clinics, First Aid		<b>CAPITAL DEBT AUTHORIZED, DECEMBER 31, 1990</b>		Redeemed in 1990	97,278.16
Animal, Insect, & Rodent Control	19,100.00	<b>ISSUED AND UNISSUED</b>		Cancelled, Abated or Adjusted (1990)	
Other Welfare Services		School	10,991,000	Transfers to Foreclosed Property	37,418.90
<b>RECREATION and CONSERVATION</b>		Self-Liquidating	3,771,689	Balance December 31, 1990	424,553.15
Beaches and Boardwalks		Other	4,587,750	<b>PROPERTY ACQUIRED BY DEED OR FORECLOSURE</b>	
Parks, Playgrounds, Shade Trees	550.00	Total	19,350,439	Balance January 1, 1990	1,109,369.10
Land Reclamation & Conservation	1,600.00	<b>ISSUED AND OUTSTANDING</b>		Transfers From Taxes or Liens	37,418.90
Other Recreational Services	125,991.00	School	10,991,000.00	Sale for Cash (1990)	336,400.00
<b>EDUCATION (excluding schools)</b>		Self-Liquidating	2,471,000.00	Cancelled, Abated or Adjusted (1990)	
Libraries		Other	3,434,730.88	Balance December 31, 1990	810,388.00
Other Educational Services	500.00	Total	16,896,730.88	<b>CURRENT FINANCES DECEMBER 31, 1990</b>	
<b>STATUTORY EXPENDITURES</b>		<b>EQUALIZED VALUATION BASIS</b>		<b>ASSETS</b>	
Pensions & F. I. C. A.	253,595.47	<b>FOR NET DEBT COMPUTATION</b>	509,663,391	Cash Dec. 31, 1990	3,311,686.01
Employee Fringe Benefits	272,900.00	<b>REAL PROPERTY VALUATIONS</b>		Taxes Receivable	799,499.31
Other Statutory Expenditures	17,202.62	Code Class # of Parcels % VAL'N		Tax Title Liens	424,553.15
<b>CETA And Other Public Employment Programs</b>		1 Vacant Land 4265 12.07	54,406,600.00	Foreclosed Property	810,388.00
<b>MUNICIPAL FUNCTIONS</b>		2 Residential 4158 82.27	370,866,300.00	Emergencies & Other Deferred Charges	4,400.00
<b>CAPITAL IMPROVEMENTS</b>		3 Farm 21 .14	609,300.00	State and Federal Aid Receivable	5,595.05
<b>DEBT SERVICE</b>		4a Commercial 86 5.34	24,071,400.00	Other Receivables	520,257.47
Principal Payments	182,550.00	4b Industrial 7 .19	845,200.00	Total	5,876,378.99
Interest Payments	256,387.54	4c Apartments		<b>LIABILITIES, RESERVES, AND SURPLUS</b>	
		Total 8537	450,798,800.00	Cash Liabilities	1,673,729.64
<b>DEFERRED CHARGES</b>		Land Area 34.90 Sq. Miles		Reserves for Receivables	2,554,697.93
SCHOOL, COUNTY, SPECIAL DISTRICT TAXES	10,074,414.58	Net Valuation Taxable-Municipal	456,578,243	Surplus Dec. 31, 1990	1,647,951.42
RESERVE FOR UNCOLLECTED TAXES	1,155,000.00	Net Valuation Taxable-County	574,621,575	Total	5,876,378.99
<b>EXPENDITURES</b>		State Equalized Valuation	579,899,158		
TOTAL	15,898,097.39	State Equalization Ratio	78.52		

\*Includes County Health Service Taxes, County Vocational School Taxes, or County Open Space Tax. See Table 13.



Population 1980 619  
Population 1990 675  
S & P Rating  
Moody Rating

General Tax Rate Per \$100. .83  
State Equalized Tax Rate .84

**BARNEGAT LIGHT BOROUGH - OCEAN CO.**  
**Form of Government**  
**Borough Council**  
**Number of Members - 6**

PER CAPITA:  
Gross Debt 422.03  
Net Debt 422.03  
Debt Service  
Total Tax Levy 4,477.95  
Municipal Expenditures 1,849.33

PER CENT:  
Gross Debt .08  
Net Debt .08  
Tax Levy Collected 95.47  
Tax Levy Cancelled, Abated or Adjusted .02

EXPENDITURES		REVENUES-REALIZED		1990 PROPERTY TAX	
<b>GENERAL GOVERNMENT</b>				<b>STATE EQUALIZED TAX RATE</b> <span style="float:right">▼</span>	
Governing Body & Public Boards		1990 Property Taxes Collected	2,885,772.45	Local District School Taxes	
Municipal Clerk		1990 Payments in Lieu of Taxes		Regional & Consolidated School Tax	.28 1,018,759.67
Financial Administration	29,850.00	Delinquent Tax & Lien Collections	136,672.44	School Taxes in Municipal Budget	
Assessment of Taxes	15,650.00	Business Personalty Replacement Taxes	5,979.88	County Taxes	.37 1,331,237.56
Collection of Taxes	26,900.00	Taxes from Public Utilities	78,754.00	County Library Taxes	.03 91,144.92
Planning, Housing & Development	7,030.00	Other Miscellaneous Tax Revenues		Local Municipal Purpose Taxes	.16 573,000.00
Human Resources	5,140.00	State Aid Revenues	6,664.54	Veteran & Senior Citizen Taxes	
Elections		Federal Aid Revenues		Total Taxes for Rate Computation	.84 3,026,042.15
General Administration (other)	115,520.00	State and Local Fiscal Assistance Act Utilized		Special District Taxes	
<b>JUDICIARY</b>		Sale of Acquired Property		Bank Corp. Taxes	
Municipal Courts	10,237.00	Other Miscellaneous Revenues	375,499.84	Added and Omitted Taxes	8,472.19
<b>PUBLIC SAFETY</b>		Total	3,489,342.15	Total Taxes Levied - ABSTRACT	3,022,614.34
Fire Protection	19,374.00	Prior Years Surplus Appropriated	253,000.00	Total Taxes Billed	3,022,612.34
Police Protection	137,524.00	REVENUES TOTAL	3,742,342.15	1990 TAXES COLLECTED	2,885,772.45
Civil Defense & Disaster Control	4,700.00	Reserve For Uncollected Taxes	237,000.00	1990 Taxes Cancelled, Abated or Adjusted	748.64
Environmental Inspection & Control	7,001.00	<b>CAPITAL OUTLAY TOTAL</b>	128,137.45	Transfer to Tax Title Liens or Foreclosed	
Other Public Safety				Balance Outstanding Dec. 31, 1990	136,091.25
<b>PUBLIC WORKS</b>				<b>PRIOR YEARS TAXES OUTSTANDING</b>	
Streets and Drainage	75,100.00	Public Enterprises		Balance January 1, 1990	136,711.96
Sewers and Sewage Processing	27,260.00	Recreation-Culture		Collected in 1990	136,672.44
Garbage and Trash Disposal	249,940.00	Public Works	7,424.08	Cancelled, Abated or Adjusted 1990	39.52
Public Buildings and Grounds	20,500.00	Buildings and Grounds	37,897.75	Transfers to Tax Title Liens or Foreclosed	
Other Public Works		Library and Education	4,144.63	Balance December 31, 1990	
<b>HEALTH and WELFARE</b>		Conservation	78,670.99	<b>TAX TITLE LIENS OUTSTANDING</b>	
Health Services Except Environmental	20,370.00	All Other		Balance January 1, 1990	
Welfare-Public Assistance	2,700.00	<b>CAPITAL DEBT AUTHORIZED, DECEMBER 31, 1990</b>		Transfer From Taxes	
Hospital, Clinics, First Aid	1,000.00	<b>ISSUED AND UNISSUED GROSS DEBT NET DEBT</b>		Redeemed in 1990	
Animal, Insect, & Rodent Control	7,000.00	School		Cancelled, Abated or Adjusted (1990)	
Other Welfare Services		Self-Liquidating		Transfers to Foreclosed Property	
<b>RECREATION and CONSERVATION</b>		Other	284,870	Balance December 31, 1990	
Beaches and Boardwalks	107,400.00	Total	284,870	<b>PROPERTY ACQUIRED BY DEED OR FORECLOSURE</b>	
Parks, Playgrounds, Shade Trees	7,500.00			Balance January 1, 1990	38,250.00
Land Reclamation & Conservation		<b>ISSUED AND OUTSTANDING</b>		Transfers From Taxes or Liens	
Other Recreational Services	14,500.00	School		Sale for Cash (1990)	
<b>EDUCATION (excluding schools)</b>		Self-Liquidating		Cancelled, Abated or Adjusted (1990)	
Libraries		Other	148,466.00	Balance December 31, 1990	38,250.00
Other Educational Services		Total	148,466.00	<b>CURRENT FINANCES DECEMBER 31, 1990</b>	
<b>STATUTORY EXPENDITURES</b>		<b>EQUALIZED VALUATION BASIS FOR NET DEBT COMPUTATION</b>	343,064,163	<b>ASSETS</b>	
Pensions & F. I. C. A.	38,234.40	<b>REAL PROPERTY VALUATIONS</b>		Cash Dec. 31, 1990	
Employee Fringe Benefits	9,032.67	Code Class # of Parcels % VAL'N		Taxes Receivable	136,091.25
Other Statutory Expenditures	3,747.00	1 Vacant Land 126 7.32	26,476,200.00	Tax Title Liens	
<b>CETA And Other Public Employment Programs</b>		2 Residential 1055 84.70	306,396,090.00	Foreclosed Property	38,250.00
<b>MUNICIPAL FUNCTIONS TOTAL</b>	963,210.07	3 Farm 48 7.33	26,712,025.00	Emergencies & Other Deferred Charges	45,000.00
<b>CAPITAL IMPROVEMENTS *MEMO*</b>	8,000.00	4a Commercial 4 7.33	2,166,100.00	State and Federal Aid Receivable	1,094,271.14
<b>DEBT SERVICE</b>		4b Industrial 4 .60	361,750,415.00	Other Receivables	980.20
Principal Payments		4c Apartments 1233		Total	1,314,592.59
Interest Payments		Total Land Area .70 Sq. Miles		<b>LIABILITIES, RESERVES, AND SURPLUS</b>	
<b>DEFERRED CHARGES</b>	48,089.93	Net Valuation Taxable-Municipal	362,224,000	Cash Liabilities	659,021.35
<b>SCHOOL, COUNTY, SPECIAL DISTRICT TAXES</b>	2,441,142.15	Net Valuation Taxable-County	359,965,937	Reserves for Receivables	175,321.45
<b>RESERVE FOR UNCOLLECTED TAXES</b>	237,000.00	State Equalized Valuation	359,389,172	Surplus Dec. 31, 1990	480,249.79
<b>EXPENDITURES TOTAL</b>	3,689,442.15	State Equalization Ratio	100.79	Total	1,314,592.59

0403

Population 1980 **7,413**  
 Population 1990 **6,774**  
 S & P Rating  
 Moody Rating **A**

General Tax Rate Per \$100. **4.03**  
 State Equalized Tax Rate **2.69**

**BARRINGTON BOROUGH - CAMDEN CO.**  
 Form of Government  
**Borough Council**  
 Number of Members - 6

PER CAPITAL: Gross Debt **334.88** PER CENT: Gross Debt **1.03**  
 Net Debt **304.35** Net Debt **.94**  
 Debt Service **56.35** Tax Levy Collected **97.64**  
 Total Tax Levy **982.09** Tax Levy Cancelled, Abated  
 Municipal Expenditures **479.78** or Adjusted **.04**

EXPENDITURES		REVENUES-REALIZED		1990 PROPERTY TAX	
GENERAL GOVERNMENT		1990 Property Taxes Collected		STATE EQUALIZED TAX RATE	
Governing Body & Public Boards			6,500,561.89	Local District School Taxes	.98
Municipal Clerk	28,444.76	1990 Payments in Lieu of Taxes		Regional & Consolidated School Tax	
Financial Administration	28,646.00	Delinquent Tax & Lien Collections	138,316.94	School Taxes in Municipal Budget	
Assessment of Taxes	13,323.56	Business Personalty Replacement Taxes	241,286.48	County Taxes	.89
Collection of Taxes	15,546.00	Taxes from Public Utilities	389,710.00	County Library Taxes	.02
Planning, Housing & Development	63,859.81	Other Miscellaneous Tax Revenues		Local Municipal Purpose Taxes	.79
Human Resources	396,258.19	State Aid Revenues	112,104.50	Veteran & Senior Citizen Taxes	
Elections		Federal Aid Revenues		Total Taxes for Rate Computation	2.68
General Administration (other)	41,511.35	State and Local Fiscal Assistance Act Utilized		Special District Taxes	
JUDICIARY		Sale of Acquired Property	303,172.43	Bank Corp. Taxes	
Municipal Courts	75,035.73	Other Miscellaneous Revenues	7,685,152.24	Added and Omitted Taxes	18,595.36
PUBLIC SAFETY	633,634.31	Total	295,500.00	Total Taxes Levied - ABSTRACT	6,652,681.73
Fire Protection	9,200.00	Prior Years Surplus Appropriated	7,980,652.24	Total Taxes Billed	6,657,713.11
Police Protection		REVENUES TOTAL	245,427.25	1990 TAXES COLLECTED	6,500,561.89
Civil Defense & Disaster Control		Reserve For Uncollected Taxes	56,682.15	1990 Taxes Cancelled, Abated or Adjusted	2,936.95
Environmental Inspection & Control		CAPITAL OUTLAY TOTAL		Transfer to Tax Title Liens or Foreclosed	14,419.89
Other Public Safety				Balance Outstanding Dec. 31, 1990	139,794.38
PUBLIC WORKS				PRIOR YEARS TAXES OUTSTANDING	
Streets and Drainage	333,610.93	Public Enterprises	6,600.00	Balance January 1, 1990	134,855.08
Sewers and Sewage Processing		Recreation-Culture	4,569.90	Collected in 1990	128,637.38
Garbage and Trash Disposal	337,074.44	Public Works	14,389.34	Cancelled, Abated or Adjusted 1990	169.23
Public Buildings and Grounds	24,000.00	Buildings and Grounds	31,122.91	Transfers to Tax Title Liens or Foreclosed	
Other Public Works	23,500.00	Library and Education		Balance December 31, 1990	6,048.47
HEALTH and WELFARE		Conservation		TAX TITLE LIENS OUTSTANDING	
Health Services Except Environmental	6,250.00	All Other		Balance January 1, 1990	68,285.44
Welfare-Public Assistance	2,012.00	CAPITAL DEBT AUTHORIZED, DECEMBER 31, 1990		Transfer From Taxes	14,419.89
Hospital, Clinics, First Aid		ISSUED AND UNISSUED		Redeemed in 1990	9,679.56
Animal, Insect, & Rodent Control		School	20,000	Cancelled, Abated or Adjusted (1990)	
Other Welfare Services		Self-Liquidating	175,299	Transfers to Foreclosed Property	
RECREATION and CONSERVATION		Other	2,073,198	Balance December 31, 1990	73,025.77
Beaches and Boardwalks		Total	2,268,497	PROPERTY ACQUIRED BY DEED OR	
Parks, Playgrounds, Shade Trees	15,723.40	ISSUED AND OUTSTANDING		FORECLOSURE	
Land Reclamation & Conservation	118,540.26	School	20,000.00	Balance January 1, 1990	25,342.00
Other Recreational Services	8,625.00	Self-Liquidating	147,250.00	Transfers From Taxes or Liens	
EDUCATION (excluding schools)		Other	2,072,750.00	Sale for Cash (1990)	
Libraries		Total	2,240,000.00	Cancelled, Abated or Adjusted (1990)	
Other Educational Services	2,355.58	EQUALIZED VALUATION BASIS		Balance December 31, 1990	25,342.00
STATUTORY EXPENDITURES		FOR NET DEBT COMPUTATION	220,180,772	CURRENT FINANCES DECEMBER 31, 1990	
Pensions & F. I. C. A.	201,643.06	REAL PROPERTY VALUATIONS		ASSETS	
Employee Fringe Benefits	230,180.61	Code Class # of Parcels % VAL'N		Cash Dec. 31, 1990	860,924.13
Other Statutory Expenditures	7,175.00	1 Vacant Land 66 .72	1,180,650.00	Taxes Receivable	145,842.85
CETA And Other Public Employment Programs		2 Residential 1988 76.14	125,095,150.00	Tax Title Liens	73,025.77
MUNICIPAL FUNCTIONS TOTAL	2,621,229.99	3 Farm 2 .13	217,900.00	Foreclosed Property	25,342.00
CAPITAL IMPROVEMENTS *MEMO*		4a Commercial 60 6.19	10,173,100.00	Emergencies & Other Deferred Charges	10,869.58
DEBT SERVICE		4b Industrial 11 10.09	15,572,000.00	State and Federal Aid Receivable	9,633.11
Principal Payments	225,000.00	4c Apartments 8 6.73	11,069,000.00	Other Receivables	5,896.83
Interest Payments	156,704.96	Total 2133	164,298,800.00	Total	1,131,534.27
DEFERRED CHARGES	1,636.68	Land Area 1.59 Sq. Miles		LIABILITIES, RESERVES, AND SURPLUS	
SCHOOL, COUNTY, SPECIAL DISTRICT TAXES	4,671,346.03	Net Valuation Taxable-Municipal	164,933,157	Cash Liabilities	288,508.68
RESERVE FOR UNCOLLECTED TAXES	245,427.25	Net Valuation Taxable-County	230,326,569	Reserves for Receivables	250,107.45
EXPENDITURES TOTAL	7,921,344.91	State Equalized Valuation	246,996,330	Surplus Dec. 31, 1990	592,918.14
		State Equalization Ratio	66.69	Total	1,131,534.27



0301

Population 1980 1,344  
 Population 1990 1,580  
 S & P Rating  
 Moody Rating

General Tax Rate Per \$100. 3.57  
 State Equalized Tax Rate 2.02

## BASS RIVER TOWNSHIP - BURLINGTON CO.

Form of Government  
 Commission (1911)  
 Number of Members - 3

PER CAPITA:  
 Gross Debt  
 Net Debt  
 Debt Service 11.64  
 Total Tax Levy 1,027.10  
 Municipal Expenditures 427.98

PER CENT:  
 Gross Debt  
 Net Debt  
 Tax Levy Collected 87.70  
 Tax Levy Cancelled, Abated or Adjusted .06

EXPENDITURES		REVENUES-REALIZED		1990 PROPERTY TAX	
GENERAL GOVERNMENT				STATE EQUALIZED TAX RATE	
Governing Body & Public Boards		1990 Property Taxes Collected	1,423,216.45	Local District School Taxes	.72 576,373.00
Municipal Clerk		1990 Payments in Lieu of Taxes		Regional & Consolidated School Tax	.66 526,703.48
Financial Administration	19,355.00	Delinquent Tax & Lien Collections	135,184.53	School Taxes in Municipal Budget	
Assessment of Taxes	8,800.00	Business Personalty Replacement Taxes	22,269.80	County Taxes	.52 414,049.55
Collection of Taxes	17,500.00	Taxes from Public Utilities	81,519.00	County Library Taxes	.03 23,798.07
Planning, Housing & Development	6,100.00	Other Miscellaneous Tax Revenues		Local Municipal Purpose Taxes	.08 67,600.00
Human Resources	11,479.60	State Aid Revenues	15,017.33	Veteran & Senior Citizen Taxes	
Elections		Federal Aid Revenues		Total Taxes for Rate Computation	2.01 1,627,774.10
General Administration (other)	95,250.27	State and Local Fiscal Assistance Act Utilized		Special District Taxes	
JUDICIARY		Sole of Acquired Property		Bank Corp. Taxes	
Municipal Courts	57,134.73	Other Miscellaneous Revenues	251,258.62	Added and Omitted Taxes	14,296.26
PUBLIC SAFETY		Total	1,928,465.73	Total Taxes Levied - ABSTRACT	1,622,820.36
Fire Protection	18,108.00	Prior Years Surplus Appropriated	275,000.00	Total Taxes Billed	1,622,820.36
Police Protection	5,000.00	REVENUES TOTAL	2,203,465.73	1990 TAXES COLLECTED	1,423,216.45
Civil Defense & Disaster Control	750.00	Reserve for Uncollected Taxes	192,875.00	1990 Taxes Cancelled, Abated or Adjusted	992.18
Environmental Inspection & Control	13,400.00	CAPITAL OUTLAY TOTAL	247,305.19	Transfer to Tax Title Liens or Foreclosed	
Other Public Safety				Balance Outstanding Dec. 31, 1990	198,611.73
PUBLIC WORKS				PRIOR YEARS TAXES OUTSTANDING	
Streets and Drainage	50,000.00	Public Enterprises		Balance January 1, 1990	147,131.94
Sewers and Sewage Processing	105,059.73	Recreation-Culture		Collected in 1990	134,382.79
Garbage and Trash Disposal	19,680.00	Public Works	238,231.19	Cancelled, Abated or Adjusted 1990	
Public Buildings and Grounds	9,000.00	Buildings and Grounds	9,074.00	Transfers to Tax Title Liens or Foreclosed	
Other Public Works		Library and Education		Balance December 31, 1990	12,749.15
HEALTH and WELFARE		Conservation		TAX TITLE LIENS OUTSTANDING	
Health Services Except Environmental	950.00	All Other		Balance January 1, 1990	95,905.16
Welfare-Public Assistance	2,300.00			Transfer From Taxes	
Hospital, Clinics, First Aid				Redeemed in 1990	801.74
Animal, Insect, & Rodent Control	5,100.00			Cancelled, Abated or Adjusted (1990)	
Other Welfare Services				Transfers to Foreclosed Property	
RECREATION and CONSERVATION				Balance December 31, 1990	95,103.42
Beaches and Boardwalks				PROPERTY ACQUIRED BY DEED OR	
Parks, Playgrounds, Shade Trees				FORECLOSURE	
Land Reclamation & Conservation				Balance January 1, 1990	102,300.00
Other Recreational Services	1,500.00			Transfers From Taxes or Liens	
EDUCATION (excluding schools)				Sale for Cash (1990)	
Libraries	275.00			Cancelled, Abated or Adjusted (1990)	
Other Educational Services				Balance December 31, 1990	102,300.00
STATUTORY EXPENDITURES				CURRENT FINANCES DECEMBER 31, 1990	
Pensions & F. L. C. A.	17,800.00			ASSETS	
Employee Fringe Benefits				Cash Dec. 31, 1990	833,867.20
Other Statutory Expenditures	400.00			Taxes Receivable	211,360.88
CETA And Other Public Employment Programs				Tax Title Liens	95,103.42
MUNICIPAL FUNCTIONS TOTAL	464,942.33			Foreclosed Property	102,300.00
CAPITAL IMPROVEMENTS *MEMO*	1,000.00			Emergencies & Other Deferred Charges	
DEBT SERVICE				State and Federal Aid Receivable	48,829.75
Principal Payments	8,800.00			Other Receivables	35,460.73
Interest Payments	9,592.03			Total	1,326,921.98
DEFERRED CHARGES				LIABILITIES, RESERVES, AND SURPLUS	
SCHOOL, COUNTY, SPECIAL DISTRICT TAXES	1,540,924.10			Cash Liabilities	435,660.15
RESERVE FOR UNCOLLECTED TAXES	192,875.00			Reserves for Receivables	444,225.03
EXPENDITURES TOTAL	2,217,133.46			Surplus Dec. 31, 1990	447,036.80
				Total	1,326,921.98



1502  
 Population 1980 1,340  
 Population 1990 1,225  
 S & P Rating A-  
 Moody Rating  
 General Tax Rate Per \$100. 1.64  
 State Equalized Tax Rate .96

**BAY HEAD BOROUGH - OCEAN COUNTY**  
 Form of Government  
 Borough Council  
 Number of Members - 6

PER CAPITA: 453.95  
 Gross Debt 391.56  
 Net Debt 247.43  
 Debt Service 3,348.74  
 Total Tax Levy 1,933.53  
 Municipal Expenditures  
 PER CENT: Gross Debt .13  
 Net Debt .12  
 Tax Levy Collected 95.44  
 Tax Levy Cancelled, Abated or Adjusted

EXPENDITURES		REVENUES-REALIZED		1990 PROPERTY TAX	
<b>GENERAL GOVERNMENT</b>				<b>STATE EQUALIZED TAX RATE</b>	
Governing Body & Public Boards		1990 Property Taxes Collected	3,919,903.87	Local District School Taxes	.23 987,884.00
Municipal Clerk		1990 Payments in Lieu of Taxes		Regional & Consolidated School Tax	
Financial Administration	21,250.00	Delinquent Tax & Lien Collections	136,419.83	School Taxes in Municipal Budget	
Assessment of Taxes	21,400.00	Business Personalty Replacement Taxes	8,387.52	County Taxes	.38 * 1,636,063.04
Collection of Taxes	31,050.00	Taxes from Public Utilities	144,261.00	County Library Taxes	.03 109,101.28
Planning, Housing & Development	33,970.00	Other Miscellaneous Tax Revenues		Local Municipal Purpose Taxes	.32 1,361,761.00
Human Resources	39,636.00	State Aid Revenues	19,054.63	Veteran & Senior Citizen Taxes	
Elections	394.00	Federal Aid Revenues		Total Taxes far Rate Computation	.96 4,105,959.32
General Administration (other)	205,090.00	State and Local Fiscal Assistance Act Utilized		Special District Taxes	
<b>JUDICIARY</b>		Sale of Acquired Property		Bank Corp. Taxes	
Municipal Courts	31,950.00	Other Miscellaneous Revenues	567,795.35	Added and Omitted Taxes	10,743.23
<b>PUBLIC SAFETY</b>		Total	4,795,822.20	Total Taxes Levied - ABSTRACT	4,105,552.55
Fire Protection	50,453.60	Prior Years Surplus Appropriated	331,600.00	Total Taxes Billed	4,107,279.57
Police Protection	338,156.00	REVENUES TOTAL	5,127,422.20	1990 TAXES COLLECTED	3,919,903.87
Civil Defense & Disaster Control	2,450.00	Reserve For Uncollected Taxes	265,105.55	1990 Taxes Cancelled, Abated or Adjusted	
Environmental Inspection & Control	12,350.00	<b>CAPITAL OUTLAY TOTAL</b>	210,229.35	Transfer to Tax Title Liens or Foreclosed	
Other Public Safety				Balance Outstanding Dec. 31, 1990	187,375.70
<b>PUBLIC WORKS</b>				<b>PRIOR YEARS TAXES OUTSTANDING</b>	
Streets and Drainage	109,900.00	Public Enterprises		Balance January 1, 1990	136,447.53
Sewers and Sewage Processing	311,530.00	Recreation-Culture		Collected in 1990	136,419.83
Garbage and Trash Disposal	230,000.00	Public Works	112,798.35	Cancelled, Abated or Adjusted 1990	
Public Buildings and Grounds	52,200.00	Buildings and Grounds	97,431.00	Transfers to Tax Title Liens or Foreclosed	
Other Public Works		Library and Education		Balance December 31, 1990	27.70
<b>HEALTH and WELFARE</b>		Conservation		<b>TAX TITLE LIENS OUTSTANDING</b>	
Health Services Except Environmental	1,195.00	All Other		Balance January 1, 1990	
Welfare-Public Assistance	2,375.00	<b>CAPITAL DEBT AUTHORIZED, DECEMBER 31, 1990</b>		Transfer From Taxes	
Hospital, Clinics, First Aid		<b>ISSUED AND UNISSUED</b>		Redeemed in 1990	
Animal, Insect, & Rodent Control	50.00	School		Cancelled, Abated or Adjusted (1990)	
Other Welfare Services		Self-Liquidating		Transfers to Foreclosed Property	
<b>RECREATION and CONSERVATION</b>		Other	556,423	Balance December 31, 1990	
Beaches and Boardwalks	1,600.00	Total	556,423	<b>PROPERTY ACQUIRED BY DEED OR FORECLOSURE</b>	
Parks, Playgrounds, Shade Trees	11,000.00	<b>ISSUED AND OUTSTANDING</b>		Balance January 1, 1990	
Land Reclamation & Conservation	7,134.79	School		Transfers From Taxes or Liens	
Other Recreational Services	750.00	Self-Liquidating		Sale for Cash (1990)	
<b>EDUCATION (excluding schools)</b>		Other		Cancelled, Abated or Adjusted (1990)	
Libraries	9,426.00	Total	421,603.00	Balance December 31, 1990	
Other Educational Services		<b>EQUALIZED VALUATION BASIS</b>		<b>CURRENT FINANCES DECEMBER 31, 1990</b>	
<b>STATUTORY EXPENDITURES</b>		<b>FOR NET DEBT COMPUTATION</b>	413,007,300	<b>ASSETS</b>	
Pensions & F. I. C. A.	120,212.00	<b>REAL PROPERTY VALUATIONS</b>		Cash Dec. 31, 1990	1,302,999.26
Employee Fringe Benefits	80,000.00	Code Class # of Parcels % VAL'N		Taxes Receivable	187,403.40
Other Statutory Expenditures		1 Vacant Land 105 5.29	13,223,100.00	Tax Title Liens	
CETA And Other Public Employment Programs		2 Residential 930 88.77	221,919,700.00	Foreclosed Property	
<b>MUNICIPAL FUNCTIONS</b>	1,725,472.39	3 Farm		Emergencies & Other Deferred Charges	136,348.00
<b>CAPITAL IMPROVEMENTS</b>	15,000.00	4a Commercial 42 5.76	14,410,300.00	State and Federal Aid Receivable	3,427.00
<b>DEBT SERVICE</b>		4b Industrial		Other Receivables	30,484.89
Principal Payments	264,000.00	4c Apartments 1 .18	449,900.00	Total	1,660,662.55
Interest Payments	39,352.65	Total 1078	250,003,000.00	<b>LIABILITIES, RESERVES, AND SURPLUS</b>	
<b>DEFERRED CHARGES</b>	76,531.39	Land Area .60 Sq. Miles		Cash Liabilities	892,612.72
<b>SCHOOL, COUNTY, SPECIAL DISTRICT TAXES</b>	2,733,048.32	Net Valuation Taxable-Municipal	250,399,537	Reserves for Receivables	217,888.29
<b>RESERVE FOR UNCOLLECTED TAXES</b>	265,105.55	Net Valuation Taxable-County	428,362,738	Surplus Dec. 31, 1990	550,161.54
<b>EXPENDITURES TOTAL</b>	5,103,560.30	State Equalized Valuation	427,286,423	Total	1,660,662.55
		State Equalization Ratio	58.62		

0901  
 Population 1980 65,047  
 Population 1990 61,444  
 S & P Rating A  
 Moody Rating A  
 General Tax Rate Per \$100. 15.68  
 State Equalized Tax Rate 2.26

BAYONNE CITY - HUDSON COUNTY  
 Form of Government  
 Mayor-Council Plan C (OMCL 50)  
 Number of Members - 5

PER CAPITA:  
 Gross Debt 1,054.61  
 Net Debt 380.29  
 Debt Service 49.21  
 Total Tax Levy 1,099.52  
 Municipal Expenditures 720.47  
 PER CENT:  
 Gross Debt 2.48  
 Net Debt .90  
 Tax Levy Collected 96.33  
 Tax Levy Cancelled, Abated or Adjusted .06

EXPENDITURES		REVENUES-REALIZED		1990 PROPERTY TAX	
GENERAL GOVERNMENT				STATE EQUALIZED TAX RATE	
Governing Body & Public Boards	150,000.00	1990 Property Taxes Collected	65,080,557.23	Local District School Taxes	.85 25,318,612.00
Municipal Clerk	294,000.00	1990 Payments in Lieu of Taxes	508,964.09	Regional & Consolidated School Tax	
Financial Administration	534,500.00	Delinquent Tax & Lien Collections	1,447,765.15	School Taxes in Municipal Budget	.05 1,566,873.00
Assessment of Taxes	163,000.00	Business Personalty Replacement Taxes	2,816,890.00	County Taxes	.54 16,160,188.13
Collection of Taxes	153,000.00	Taxes from Public Utilities	3,051,100.00	County Library Taxes	
Planning, Housing & Development	49,300.00	Other Miscellaneous Tax Revenues		Local Municipal Purpose Taxes	.82 24,408,507.99
Human Resources	873,651.50	State Aid Revenues	3,321,816.78	Veteran & Senior Citizen Taxes	464,050.00
Elections	122,500.00	Federal Aid Revenues		Total Taxes for Rate Computation	2.26 67,918,231.12
General Administration (other)	2,687,660.00	State and Local Fiscal Assistance Act Utilized		Special District Taxes	
JUDICIARY		Sale of Acquired Property		Bank Corp. Taxes	
Municipal Courts	308,000.00	Other Miscellaneous Revenues	5,980,488.89	Added and Omitted Taxes	104,319.88
PUBLIC SAFETY		Total	82,207,582.14	Total Taxes Levied - ABSTRACT	67,559,001.00
Fire Protection	7,221,185.00	Prior Years Surplus Appropriated	4,100,000.00	Total Taxes Billed	67,559,001.00
Police Protection	7,524,533.97	REVENUES TOTAL	86,307,582.14	1990 TAXES COLLECTED	65,080,557.23
Civil Defense & Disaster Control	40,200.00	Reserve For Uncollected Taxes	2,740,000.00	1990 Taxes Cancelled, Abated or Adjusted	40,087.69
Environmental Inspection & Control	298,000.00	CAPITAL OUTLAY TOTAL	4,896,029.13	Transfer to Tax Title Liens or Foreclosed	
Other Public Safety				Balance Outstanding Dec. 31, 1990	2,437,756.08
PUBLIC WORKS				PRIOR YEARS TAXES OUTSTANDING	
Streets and Drainage	2,162,500.00	Public Enterprises	1,683,797.02	Balance January 1, 1990	2,845,120.24
Sewers and Sewage Processing	3,060,000.00	Recreation-Culture		Collected in 1990	1,464,972.44
Garbage and Trash Disposal		Public Works	26,484.67	Cancelled, Abated or Adjusted 1990	
Public Buildings and Grounds	713,000.00	Buildings and Grounds	1,495,500.95	Transfers to Tax Title Liens or Foreclosed	327,062.71
Other Public Works	235,000.00	Library and Education	1,690,186.49	Balance December 31, 1990	1,053,085.09
HEALTH and WELFARE		Conservation		TAX TITLE LIENS OUTSTANDING	
Health Services Except Environmental	1,038,542.00	All Other		Balance January 1, 1990	77,801.20
Welfare-Public Assistance	328,000.00	CAPITAL DEBT AUTHORIZED, DECEMBER 31, 1990		Transfer From Taxes	428,473.04
Hospital, Clinics, First Aid		ISSUED AND UNISSUED GROSS DEBT		Redeemed in 1990	3,859.72
Animal, Insect, & Rodent Control		School	41,432,600	Cancelled, Abated or Adjusted (1990)	170.52
Other Welfare Services		Self-Liquidating	14,907,719	Transfers to Foreclosed Property	
RECREATION and CONSERVATION		Other	8,459,067	Balance December 31, 1990	502,244.00
Beaches and Boardwalks		Total	64,799,386	PROPERTY ACQUIRED BY DEED OR	
Parks, Playgrounds, Shade Trees	1,116,000.00	ISSUED AND OUTSTANDING		FORECLOSURE	
Land Reclamation & Conservation	530,500.00	School	15,785,600.00	Balance January 1, 1990	2,746,341.00
Other Recreational Services	165,415.26	Self-Liquidating	10,567,719.00	Transfers From Taxes or Liens	
EDUCATION (excluding schools)		Other	5,149,067.76	Sale for Cash (1990)	
Libraries	1,229,000.00	Total	31,502,386.76	Cancelled, Abated or Adjusted (1990)	
Other Educational Services		EQUALIZED VALUATION BASIS		Balance December 31, 1990	2,746,341.00
STATUTORY EXPENDITURES		FOR NET DEBT COMPUTATION	2,608,067.897	CURRENT FINANCES DECEMBER 31, 1990	
Pensions & F. I. C. A.	3,904,075.00	REAL PROPERTY VALUATIONS		ASSETS	
Employee Fringe Benefits	3,020,000.00	Code Class # of Parcels % VAL'N		Cash Dec. 31, 1990	9,832,591.66
Other Statutory Expenditures		1 Vacant Land 545 2.62	11,215,400.00	Taxes Receivable	3,490,841.17
CETA And Other Public Employment Programs		2 Residential 10492 46.09	197,227,100.00	Transfer Title Liens	502,244.00
MUNICIPAL FUNCTIONS TOTAL	37,921,562.73	3 Farm		Foreclosed Property	2,746,341.00
CAPITAL IMPROVEMENTS *MEMO*	185,000.00	4a Commercial 1369 13.35	57,153,200.00	Emergencies & Other Deferred Charges	112,000.00
DEBT SERVICE		4b Industrial 186 33.36	142,763,100.00	State and Federal Aid Receivable	115,282.12
Principal Payments	1,441,637.40	4c Apartments 328 4.58	19,595,900.00	Other Receivables	95,721.72
Interest Payments	1,582,006.47	Total 12920	427,954,700.00	Total	16,895,021.67
TYPE I SCHL DEBT *MEMO	2,342,150.89	Land Area 5.39 Sq. Miles		LIABILITIES, RESERVES, AND SURPLUS	
DEFERRED CHARGES	583,469.35	Net Valuation Taxable-Municipal	430,071,949	Cash Liabilities	4,864,893.90
SCHOOL, COUNTY, SPECIAL DISTRICT TAXES	43,045,673.13	Net Valuation Taxable-County	2,661,169,467	Reserves for Receivables	6,835,147.39
RESERVE FOR UNCOLLECTED TAXES	2,740,000.00	State Equalized Valuation	2,969,902,963	Surplus Dec. 31, 1990	5,194,979.89
EXPENDITURES TOTAL	87,314,349.08	State Equalization Ratio	14.42	Total	16,895,021.67



1503  
Population 1980 1,714  
Population 1990 1,475  
S & P Rating  
Moody Rating BAA1

General Tax Rate Per \$100. 2.36  
State Equalized Tax Rate 1.12

BEACH HAVEN BOROUGH - OCEAN CO.  
Form of Government  
Commission (1911)  
Number of Members - 3

PER CAPITA:  
Gross Debt 3,053.77  
Net Debt 2,079.25  
Debt Service 234.06  
Total Tax Levy 4,528.54  
Municipal Expenditures 2,685.29  
PER CENT:  
Gross Debt .81  
Net Debt .55  
Tax Levy Collected 93.59  
Tax Levy Cancelled, Abated or Adjusted .54

EXPENDITURES		REVENUES-REALIZED		1990 PROPERTY TAX	
GENERAL GOVERNMENT				STATE EQUALIZED TAX RATE	
Governing Body & Public Boards				Local District School Taxes	743,006.00
Municipal Clerk				Regional & Consolidated School Tax	1,114,202.03
Financial Administration	79,410.00			School Taxes in Municipal Budget	
Assessment of Taxes	29,415.00			County Taxes	2,097,345.05
Collection of Taxes	51,490.00			County Library Taxes	
Planning, Housing & Development	29,910.00			Local Municipal Purpose Taxes	2,685,000.00
Human Resources	46,064.72			Veteran & Senior Citizen Taxes	24,850.00
Elections	2,000.00			Total Taxes for Rate Computation	6,664,403.08
General Administration (other)	243,023.25			Special District Taxes	
JUDICIARY				Bank Corp. Taxes	
Municipal Courts	38,001.53			Added and Omitted Taxes	40,036.42
PUBLIC SAFETY				Total Taxes Levied - ABSTRACT	6,679,589.50
Fire Protection	18,589.00			Total Taxes Billed	6,679,589.50
Police Protection	706,811.53			1990 TAXES COLLECTED	6,251,638.59
Civil Defense & Disaster Control	10,943.69			1990 Taxes Cancelled, Abated or Adjusted	36,243.21
Environmental Inspection & Control	5,617.05			Transfer to Tax Title Liens or Foreclosed	25,839.35
Other Public Safety				Balance Outstanding Dec. 31, 1990	365,868.35
PUBLIC WORKS				PRIOR YEARS TAXES OUTSTANDING	
Streets and Drainage	282,798.00			Balance January 1, 1990	313,193.21
Sewers and Sewage Processing	5,000.00			Collected in 1990	287,765.73
Garbage and Trash Disposal	522,331.00			Cancelled, Abated or Adjusted 1990	
Public Buildings and Grounds	107,195.75			Transfers to Tax Title Liens or Foreclosed	20,932.41
Other Public Works				Balance December 31, 1990	4,495.07
HEALTH and WELFARE				TAX TITLE LIENS OUTSTANDING	
Health Services Except Environmental	31,800.00			Balance January 1, 1990	13,343.57
Welfare-Public Assistance	3,000.00			Transfer From Taxes	50,212.31
Hospital, Clinics, First Aid	2,000.00			Redeemed in 1990	
Animal, Insect, & Rodent Control	12,500.00			Cancelled, Abated or Adjusted (1990)	
Other Welfare Services				Transfers to Foreclosed Property	
RECREATION and CONSERVATION				Balance December 31, 1990	63,555.88
Beaches and Boardwalks	139,285.26			PROPERTY ACQUIRED BY DEED OR	
Parks, Playgrounds, Shade Trees	16,000.00			FORECLOSURE	
Land Reclamation & Conservation	31,709.00			Balance January 1, 1990	24,705.00
Other Recreational Services	12,657.00			Transfers From Taxes or Liens	
EDUCATION (excluding schools)				Sale for Cash (1990)	
Libraries	163,000.00			Cancelled, Abated or Adjusted (1990)	
Other Educational Services	500.00			Balance December 31, 1990	24,705.00
STATUTORY EXPENDITURES				CURRENT FINANCES DECEMBER 31, 1990	
Pensions & F. I. C. A.	195,973.04			ASSETS	
Employee Fringe Benefits	256,300.00			Cash Dec. 31, 1990	2,472,935.98
Other Statutory Expenditures	12,240.36			Taxes Receivable	370,363.42
CETA And Other Public Employment Programs				Tax Title Liens	63,555.88
MUNICIPAL FUNCTIONS				Foreclosed Property	24,705.00
CAPITAL IMPROVEMENTS	16,000.00			Emergencies & Other Deferred Charges	83,239.26
DEBT SERVICE				State and Federal Aid Receivable	
Principal Payments	123,136.32			Other Receivables	1,295.13
Interest Payments	222,049.41			Total	3,016,094.67
DEFERRED CHARGES				LIABILITIES, RESERVES, AND SURPLUS	
SCHOOL, COUNTY, SPECIAL DISTRICT TAXES	3,954,553.08			Cash Liabilities	1,784,684.52
RESERVE FOR UNCOLLECTED TAXES	398,000.00			Reserves for Receivables	459,919.43
EXPENDITURES	7,915,362.37			Surplus Dec. 31, 1990	771,490.72
				Total	3,016,094.67



1504  
 Population 1980 7,687  
 Population 1990 9,324  
 S & P Rating  
 Moody Rating BAA1  
 General Tax Rate Per \$100. 2.06  
 State Equalized Tax Rate 2.09

BEACHWOOD BOROUGH - OCEAN COUNTY  
 Form of Government  
 Borough Council  
 Number of Members - 6

PER CAPITA:  
 Gross Debt 823.37  
 Net Debt 431.08  
 Debt Service 53.26  
 Total Tax Levy 877.09  
 Municipal Expenditures 423.51  
 PER CENT:  
 Gross Debt 2.06  
 Net Debt 1.08  
 Tax Levy Collected 93.81  
 Tax Levy Cancelled, Abated or Adjusted

EXPENDITURES		REVENUES-REALIZED		1990 PROPERTY TAX	
<b>GENERAL GOVERNMENT</b>				STATE EQUALIZED TAX RATE	
Governing Body & Public Boards		1990 Property Taxes Collected	7,673,673.91	Local District Schaal Taxes	
Municipal Clerk	54,744.00	1990 Payments in Lieu of Taxes		Regional & Consolidated Schaal Tax	1.17 4,549,001.10
Financial Administration	11,860.00	Delinquent Tax & Lien Collections	439,407.09	Schaal Taxes in Municipal Budget	
Assessment of Taxes	48,273.00	Business Personalty Replacement Taxes	10,925.88	County Taxes	.38 * 1,482,835.43
Collection of Taxes	13,295.00	Taxes from Public Utilities	408,640.00	County Library Taxes	.03 98,889.40
Planning, Housing & Development	56,068.04	Other Miscellaneous Tax Revenues		Local Municipal Purpose Taxes	.51 2,008,000.00
Human Resources	1,500.00	State Aid Revenues	96,336.38	Veteran & Senior Citizen Taxes	
Elections	336,180.00	Federal Aid Revenues		Total Taxes for Rate Computation	2.09 8,240,675.93
General Administration (other)		State and Local Fiscal Assistance Act Utilized		Special District Taxes	
<b>JUDICIARY</b>		Sale of Acquired Property		Bank Corp. Taxes	
Municipal Courts	52,021.71	Other Miscellaneous Revenues	852,695.12	Added and Omitted Taxes	39,183.77
<b>PUBLIC SAFETY</b>		Total	9,481,678.38	Total Taxes Levied - ABSTRACT	8,177,959.70
Fire Protection	74,282.00	Prior Years Surplus Appropriated	1,000,000.00	Total Taxes Billed	8,179,913.54
Police Protection	700,077.44	REVENUES TOTAL	10,481,678.38	1990 TAXES COLLECTED	7,673,673.91
Civil Defense & Disaster Control	8,450.00	Reserve For Uncollected Taxes	682,689.70	1990 Taxes Cancelled, Abated or Adjusted	
Environmental Inspection & Control	15,670.00	CAPITAL OUTLAY TOTAL	569,404.53	Transfer to Tax Title Liens or Foreclosed	34,493.85
Other Public Safety				Balance Outstanding Dec. 31, 1990	471,745.78
<b>PUBLIC WORKS</b>				<b>PRIOR YEARS TAXES OUTSTANDING</b>	
Streets and Drainage	98,250.00	Public Enterprises	833.65	Balance January 1, 1990	464,675.94
Sewers and Sewage Processing	369,200.00	Recreation-Culture		Collected in 1990	428,302.67
Garbage and Trash Disposal	5,600.00	Public Works	145,481.89	Cancelled, Abated or Adjusted 1990	
Public Buildings and Grounds	275,325.00	Buildings and Grounds	423,089.99	Transfers to Tax Title Liens or Foreclosed	30,433.88
Other Public Works		Library and Education		Balance December 31, 1990	5,939.37
<b>HEALTH and WELFARE</b>		Conservation		<b>TAX TITLE LIENS OUTSTANDING</b>	
Health Services Except Environmental	900.00	All Other		Balance January 1, 1990	13,142.59
Welfare-Public Assistance	21,216.00	CAPITAL DEBT AUTHORIZED, DECEMBER 31, 1990		Balance December 31, 1990	69,180.46
Hospital, Clinics, First Aid	21,000.00	ISSUED AND UNISSUED		Transfer From Taxes	11,104.40
Animal, Insect, & Rodent Control		GROSS DEBT		Cancelled, Abated or Adjusted (1990)	
Other Welfare Services		Schaal	982,670	Transfers to Foreclosed Property	
<b>RECREATION and CONSERVATION</b>		Self-Liquidating	2,580,050	Balance December 31, 1990	71,218.65
Beaches and Boardwalks	11,066.00	Other	4,114,356	<b>PROPERTY ACQUIRED BY DEED OR</b>	
Parks, Playgrounds, Shade Trees	3,175.00	Total	7,677,076	<b>FORECLOSURE</b>	
Land Reclamation & Conservation	165,620.00	ISSUED AND OUTSTANDING		Balance January 1, 1990	1,025,162.00
Other Recreational Services	10,620.00	Schaal	966,328.73	Transfers From Taxes or Liens	
<b>EDUCATION (excluding schools)</b>		Self-Liquidating	1,555,000.00	Sale for Cash (1990)	
Libraries	1,100.00	Other	3,615,300.00	Cancelled, Abated or Adjusted (1990)	
Other Educational Services		Total	6,136,628.73	Balance December 31, 1990	1,025,162.00
<b>STATUTORY EXPENDITURES</b>		EQUALIZED VALUATION BASIS		<b>CURRENT FINANCES DECEMBER 31, 1990</b>	
Pensions & F. L. C. A.	191,313.10	FOR NET DEBT COMPUTATION	372,028,742	<b>ASSETS</b>	
Employee Fringe Benefits	224,682.00	REAL PROPERTY VALUATIONS		Cash Dec. 31, 1990	4,295,517.25
Other Statutory Expenditures	15,093.99	Code Class # of Parcels % VAL'N	ASSESSED VALUATION	Taxes Receivable	477,685.15
CETA And Other Public Employment Programs		1 Vacant Land 1078 6.82	26,895,800.00	Tax Title Liens	71,218.65
<b>MUNICIPAL FUNCTIONS</b>		2 Residential 3146 89.43	352,577,300.00	Foreclosed Property	1,025,162.00
<b>CAPITAL IMPROVEMENTS</b>	<b>*MEMO*</b>	3 Farm		Emergencies & Other Deferred Charges	26,600.00
<b>DEBT SERVICE</b>		4a Commercial 71 3.75	14,768,100.00	State and Federal Aid Receivable	
Principal Payments	233,000.00	4b Industrial		Other Receivables	262,740.26
Interest Payments	263,556.31	4c Apartments		Total	6,158,923.31
		Total 4295	394,241,200.00	<b>LIABILITIES, RESERVES, AND SURPLUS</b>	
<b>DEFERRED CHARGES</b>		Land Area 2.80 Sq. Miles		Cash Liabilities	2,275,619.15
SCHOOL, COUNTY, SPECIAL DISTRICT TAXES	6,130,775.93	Net Valuation Taxable-Municipal	395,181,057	Reserves for Receivables	1,836,806.06
RESERVE FOR UNCOLLECTED TAXES	682,689.70	Net Valuation Taxable-County	388,925,890	Surplus Dec. 31, 1990	2,046,498.10
<b>EXPENDITURES</b>	<b>TOTAL</b>	State Equalized Valuation	390,198,546	Total	6,158,923.31
		State Equalization Ratio	101.28		

Population 1980 2,469  
 Population 1990 7,086  
 S & P Rating  
 Moody Rating AA1

General Tax Rate Per \$100. .95  
 State Equalized Tax Rate 1.06

**BEDMINSTER TOWNSHIP - SOMERSET CO.**  
 Form of Government  
 Township Committee  
 Number of Members - 3

## PER CAPITA:

Gross Debt 1,277.34  
 Net Debt 1,270.84  
 Debt Service 101.42  
 Total Tax Levy 1,694.59  
 Municipal Expenditures 687.17

## PER CENT:

Gross Debt .94  
 Net Debt .94  
 Tax Levy Collected 96.04  
 Tax Levy Cancelled, Abated or Adjusted .40

EXPENDITURES		REVENUES-REALIZED		1990 PROPERTY TAX	
<b>GENERAL GOVERNMENT</b>				<b>STATE EQUALIZED TAX RATE</b> .38	
Governing Body & Public Boards		1990 Property Taxes Collected	11,602,155.34	Local District School Taxes	4,260,562.00
Municipal Clerk		1990 Payments in Lieu of Taxes		Regional & Consolidated School Tax	
Financial Administration	117,910.00	Delinquent Tax & Lien Collections	152,708.24	School Taxes in Municipal Budget	
Assessment of Taxes	65,993.00	Business Personalty Replacement Taxes	59,576.56	County Taxes	.42 * 4,660,617.72
Collection of Taxes	46,790.00	Taxes from Public Utilities	534,148.00	County Library Taxes	
Planning, Housing & Development	227,000.00	Other Miscellaneous Tax Revenues		Local Municipal Purpose Taxes	.25 2,738,176.81
Human Resources	40,700.00	State Aid Revenues	6,854.00	Veteran & Senior Citizen Taxes	23,450.00
Elections		Federal Aid Revenues		Total Taxes for Rate Computation	1.05 11,682,806.53
General Administration (other)	537,200.12	State and Local Fiscal Assistance Act Utilized		Special District Taxes	
<b>JUDICIARY</b>		Sale of Acquired Property		Bank Corp. Taxes	
Municipal Courts	119,594.00	Other Miscellaneous Revenues	1,132,760.75	Added and Omitted Taxes	348,540.53
<b>PUBLIC SAFETY</b>		Total	13,488,202.89	Total Taxes Levied - ABSTRACT	12,007,897.06
Fire Protection	171,309.00	Prior Years Surplus Appropriated	1,400,000.00	Total Taxes Billed	12,080,240.99
Police Protection	721,612.70	<b>REVENUES TOTAL</b>	14,888,202.89	1990 TAXES COLLECTED	11,602,155.34
Civil Defense & Disaster Control	6,200.00	Reserve For Uncollected Taxes	541,240.79	1990 Taxes Cancelled, Abated or Adjusted	47,898.62
Environmental Inspection & Control	89,815.00	<b>CAPITAL OUTLAY TOTAL</b>	1,716,282.69	Transfer to Tax Title Liens or Foreclosed	14,060.00
Other Public Safety				Balance Outstanding Dec. 31, 1990	416,127.03
<b>PUBLIC WORKS</b>				<b>PRIOR YEARS TAXES OUTSTANDING</b>	
Streets and Drainage	550,390.00	Public Enterprises	222,574.02	Balance January 1, 1990	195,391.54
Sewers and Sewage Processing	46,773.00	Recreation-Culture		Collected in 1990	152,708.24
Garbage and Trash Disposal	3,600.00	Public Works		Cancelled, Abated or Adjusted 1990	34.37
Public Buildings and Grounds	55,510.00	Buildings and Grounds	1,493,708.67	Transfers to Tax Title Liens or Foreclosed	4,343.11
Other Public Works		Library and Education		Balance December 31, 1990	38,305.82
<b>HEALTH and WELFARE</b>		Conservation		<b>TAX TITLE LIENS OUTSTANDING</b>	
Health Services Except Environmental	67,375.00	All Other		Balance January 1, 1990	
Welfare-Public Assistance	4,900.00	<b>CAPITAL DEBT AUTHORIZED, DECEMBER 31, 1990</b>		Transfer From Taxes	19,000.12
Hospital, Clinics, First Aid		<b>ISSUED AND UNISSUED</b>	<b>GROSS DEBT</b>	Redeemed in 1990	
Animal, Insect, & Rodent Control		School		Cancelled, Abated or Adjusted (1990)	
Other Welfare Services		Self-Liquidating	200,000	Transfers to Foreclosed Property	
<b>RECREATION and CONSERVATION</b>		Other	8,851,220	Balance December 31, 1990	19,000.12
Beaches and Boardwalks		Total	9,051,220	<b>PROPERTY ACQUIRED BY DEED OR FORECLOSURE</b>	
Parks, Playgrounds, Shade Trees		<b>ISSUED AND OUTSTANDING</b>		Balance January 1, 1990	
Land Reclamation & Conservation	5,100.00	School		Transfers From Taxes or Liens	
Other Recreational Services	26,950.00	Self-Liquidating		Sale for Cash (1990)	
<b>EDUCATION (excluding schools)</b>		Other		Cancelled, Abated or Adjusted (1990)	
Libraries	182,174.00	Total	8,608,620.63	Balance December 31, 1990	
Other Educational Services	3,000.00	<b>EQUALIZED VALUATION BASIS FOR NET DEBT COMPUTATION</b>	958,036.667	<b>CURRENT FINANCES DECEMBER 31, 1990</b>	
<b>STATUTORY EXPENDITURES</b>		<b>REAL PROPERTY VALUATIONS</b>		<b>ASSETS</b>	
Pensions & F. I. C. A.	210,219.00	Code Class # of Parcels % VAL'N	<b>ASSESSED VALUATION</b>	Cash Dec. 31, 1990	5,027,828.63
Employee Fringe Benefits	154,973.00	1 Vacant Land 255 4.16	50,844,993.00	Taxes Receivable	454,432.85
Other Statutory Expenditures		2 Residential 3836 56.03	685,132,600.00	Tax Title Liens	19,000.12
<b>CETA And Other Public Employment Programs</b>		3 Farm 368 11.04	135,061,256.00	Foreclosed Property	
<b>MUNICIPAL FUNCTIONS TOTAL</b>	3,455,192.82	4a Commercial 91 28.77	351,830,100.00	Emergencies & Other Deferred Charges	54,000.00
<b>CAPITAL IMPROVEMENTS *MEMO*</b>	135,000.00	4b Industrial		State and Federal Aid Receivable	11,860.86
<b>DEBT SERVICE</b>		4c Apartments		Other Receivables	21.99
Principal Payments	217,641.16	Total 4550	1,222,868,949.00	Total	5,567,144.45
Interest Payments	501,003.37	Land Area 26.70 Sq. Miles		<b>LIABILITIES, RESERVES, AND SURPLUS</b>	
<b>DEFERRED CHARGES</b>	154,177.60	Net Valuation Taxable-Municipal	1,234,915,829	Cash Liabilities	748,644.68
<b>SCHOOL, COUNTY, SPECIAL DISTRICT TAXES</b>	8,921,179.72	Net Valuation Taxable-County	1,076,423,534	Reserves for Receivables	473,454.96
<b>RESERVE FOR UNCOLLECTED TAXES</b>	541,240.79	State Equalized Valuation	1,109,282,366	Surplus Dec. 31, 1990	4,345,044.81
<b>EXPENDITURES TOTAL</b>	13,790,435.96	State Equalization Ratio	111.45	Total	5,567,144.45



0701

Population 1980 **35,367**  
 Population 1990 **34,213**  
 S & P Rating  
 Moody Rating **A**

General Tax Rate Per \$100. **9.36**  
 State Equalized Tax Rate **2.63**

**BELLEVILLE TOWNSHIP - ESSEX COUNTY**  
 Form of Government  
 Commission (1911)  
 Number of Members - 5

PER CAPITA:  
 Gross Debt **281.34**  
 Net Debt **253.18**  
 Debt Service **19.15**  
 Total Tax Levy **1,297.59**  
 Municipal Expenditures **739.30**

PER CENT:  
 Gross Debt **.62**  
 Net Debt **.56**  
 Tax Levy Collected **95.21**  
 Tax Levy Cancelled, Abated or Adjusted **1.30**

EXPENDITURES		REVENUES-REALIZED		1990 PROPERTY TAX	
<b>GENERAL GOVERNMENT</b>				<b>STATE EQUALIZED TAX RATE</b> <b>1.13</b>	
Governing Body & Public Boards	45,639.00	1990 Property Taxes Collected	42,286,163.66	Local District School Taxes	18,911,532.00
Municipal Clerk	88,560.90	1990 Payments in Lieu of Taxes		Regional & Consolidated School Tax	
Financial Administration	157,664.41	Delinquent Tax & Lien Collections	1,215,082.59	School Taxes in Municipal Budget	
Assessment of Taxes	45,982.74	Business Personalty Replacement Taxes	910,853.84	County Taxes	9,549,148.81
Collection of Taxes	149,777.00	Taxes from Public Utilities	1,991,754.00	County Library Taxes	
Planning, Housing & Development	388,994.40	Other Miscellaneous Tax Revenues		Local Municipal Purpose Taxes	15,677,173.76
Human Resources	319,923.50	State Aid Revenues	1,338,786.75	Veteran & Senior Citizen Taxes	389,800.00
Elections	20,890.76	Federal Aid Revenues		Total Taxes for Rate Computation	44,527,654.57
General Administration (other)	1,444,265.81	State and Local Fiscal Assistance Act Utilized		Special District Taxes	
<b>JUDICIARY</b>		Sale of Acquired Property		Bank Corp. Taxes	
Municipal Courts	206,086.79	Other Miscellaneous Revenues	1,929,997.24	Added and Omitted Taxes	256,481.13
<b>PUBLIC SAFETY</b>		Total	49,672,638.08	Total Taxes Levied - ABSTRACT	44,394,335.70
Fire Protection	3,406,895.71	Prior Years Surplus Appropriated	2,175,000.00	Total Taxes Billed	44,412,093.93
Police Protection	4,098,574.72	REVENUES TOTAL	51,847,638.08	1990 TAXES COLLECTED	42,286,163.66
Civil Defense & Disaster Control	7,691.00	Reserve For Uncollected Taxes	2,146,258.94	1990 Taxes Cancelled, Abated or Adjusted	576,665.91
Environmental Inspection & Control	526,392.58			Transfer to Tax Title Liens or Foreclosed	217,927.86
Other Public Safety	31,589.08			Balance Outstanding Dec. 31, 1990	1,331,336.50
<b>PUBLIC WORKS</b>		<b>CAPITAL OUTLAY TOTAL</b>	<b>1,705,517.04</b>	<b>PRIOR YEARS TAXES OUTSTANDING</b>	
Streets and Drainage	863,487.79	Public Enterprises		Balance January 1, 1990	1,404,260.18
Sewers and Sewage Processing	10,304.73	Recreation-Culture		Collected in 1990	952,719.26
Garbage and Trash Disposal	3,520,702.00	Public Works	109,331.47	Cancelled, Abated or Adjusted 1990	
Public Buildings and Grounds	541,057.46	Buildings and Grounds	1,596,185.57	Transfers to Tax Title Liens or Foreclosed	82,895.57
Other Public Works	141,658.00	Library and Education		Balance December 31, 1990	368,645.35
<b>HEALTH and WELFARE</b>		Conservation		<b>TAX TITLE LIENS OUTSTANDING</b>	
Health Services Except Environmental	610,023.73	All Other		Balance January 1, 1990	671,312.63
Welfare-Public Assistance	117,230.64			Transfer From Taxes	314,297.35
Hospital, Clinics, First Aid		<b>CAPITAL DEBT AUTHORIZED, DECEMBER 31, 1990</b>		Redeemed in 1990	262,363.33
Animal, Insect, & Rodent Control	22,391.00	ISSUED AND UNISSUED		Cancelled, Abated or Adjusted (1990)	2.40
Other Welfare Services		School	329,000	Transfers to Foreclosed Property	
<b>RECREATION and CONSERVATION</b>		Self-Liquidating	360,000	Balance December 31, 1990	723,244.25
Beaches and Boardwalks		Other	8,936,391	<b>PROPERTY ACQUIRED BY DEED OR FORECLOSURE</b>	
Parks, Playgrounds, Shade Trees	210,849.00	Total	9,625,391	Balance January 1, 1990	75,550.00
Land Reclamation & Conservation				Transfers From Taxes or Liens	
Other Recreational Services	416,083.00	ISSUED AND OUTSTANDING		Sale for Cash (1990)	
<b>EDUCATION (excluding schools)</b>		School	329,000.00	Cancelled, Abated or Adjusted (1990)	
Libraries	526,625.00	Self-Liquidating	90,000.00	Balance December 31, 1990	75,550.00
Other Educational Services		Other	5,730,000.00	<b>CURRENT FINANCES DECEMBER 31, 1990</b>	
<b>STATUTORY EXPENDITURES</b>		Total	6,149,000.00	<b>ASSETS</b>	
Pensions & F. I. C. A.	1,791,254.28	<b>EQUALIZED VALUATION BASIS FOR NET DEBT COMPUTATION</b>	<b>1,555,966.009</b>	Cash Dec. 31, 1990	6,443,242.44
Employee Fringe Benefits	2,633,642.30	<b>REAL PROPERTY VALUATIONS</b>		Taxes Receivable	1,699,981.85
Other Statutory Expenditures		Code Class # of Parcels % VAL'N		Tax Title Liens	723,244.25
<b>CETA And Other Public Employment Programs</b>		1 Vacant Land 293 .43		Foreclosed Property	75,550.00
<b>MUNICIPAL FUNCTIONS TOTAL</b>	<b>22,349,237.33</b>	2 Residential 8123 71.47		Emergencies & Other Deferred Charges	50,022.23
<b>CAPITAL IMPROVEMENTS *MEMO*</b>	<b>55,000.00</b>	3 Farm		State and Federal Aid Receivable	500,359.50
<b>DEBT SERVICE</b>		4a Commercial 583 12.28		Other Receivables	1,594,749.80
Principal Payments	260,000.00	4b Industrial 161 6.97		Total	11,087,650.07
Interest Payments	395,227.50	4c Apartments 125 8.86		<b>LIABILITIES, RESERVES, AND SURPLUS</b>	
		Total 9285		Cash Liabilities	4,748,126.23
<b>DEFERRED CHARGES</b>	<b>143,109.86</b>	Land Area 3.30 Sq. Miles		Reserves for Receivables	4,037,888.46
<b>SCHOOL, COUNTY, SPECIAL DISTRICT TAXES</b>	<b>28,460,680.81</b>	Net Valuation Taxable-Municipal	471,748,000	Surplus Dec. 31, 1990	2,301,635.38
<b>RESERVE FOR UNCOLLECTED TAXES</b>	<b>2,146,258.94</b>	Net Valuation Taxable-County	1,609,924,523	Total	11,087,650.07
<b>EXPENDITURES TOTAL</b>	<b>53,754,514.44</b>	State Equalized Valuation	1,674,682,399		
		State Equalization Ratio	23.07		



0404  
Population 1980 13,721  
Population 1990 12,603  
S & P Rating  
Maady Rating BAA

General Tax Rate Per \$100. 2.81  
State Equalized Tax Rate 2.95

**BELLMAWR BOROUGH - CAMDEN COUNTY**  
Form of Government  
Borough Council  
Number of Members - 6

PER CAPITA: 255.16  
Grass Debt 212.50  
Net Debt 29.56  
Debt Service 980.31  
Total Tax Levy 391.04  
Municipal Expenditures  
PER CENT: 84  
Gross Debt 70  
Net Debt 95.93  
Tax Levy Collected 212,250.00  
Tax Levy Cancelled, Abated or Adjusted .01

EXPENDITURES		REVENUES-REALIZED		1990 PROPERTY TAX	
<b>GENERAL GOVERNMENT</b>				<b>STATE EQUALIZED TAX RATE</b>	
Governing Body & Public Boards	35,500.00	1990 Property Taxes Collected 11,863,458.32		Local District School Taxes .84	3,502,142.00
Municipal Clerk		1990 Payments in Lieu of Taxes		Regional & Consolidated School Tax .45	1,882,750.44
Financial Administration	51,706.30	Delinquent Tax & Lien Collections 604,399.72		School Taxes in Municipal Budget	
Assessment of Taxes	24,640.00	Business Personalty Replacement Taxes 104,440.88		County Taxes .91	3,805,655.40
Collection of Taxes	67,380.00	Taxes from Public Utilities 750,813.00		County Library Taxes .02	102,753.22
Planning, Housing & Development	8,000.00	Other Miscellaneous Tax Revenues		Local Municipal Purpose Taxes .72	3,010,000.00
Human Resources	65,402.80	State Aid Revenues 251,511.80		Veteran & Senior Citizen Taxes	212,250.00
Elections	7,700.00	Federal Aid Revenues		Total Taxes for Rate Computation 2.94	12,515,551.06
General Administration (other)	519,220.00	State and Local Fiscal Assistance Act Utilized		Special District Taxes	
<b>JUDICIARY</b>		State and Local Fiscal Assistance Act Utilized		Bank Corp. Taxes	
Municipal Courts	94,825.85	Sale of Acquired Property		Added and Omitted Taxes	51,492.91
<b>PUBLIC SAFETY</b>		Other Miscellaneous Revenues 498,601.15		Total Taxes Levied - ABSTRACT	12,354,793.97
Fire Protection	100,350.70	Total 14,073,224.87		Total Taxes Billed	12,366,762.65
Police Protection	823,290.97	Prior Years Surplus Appropriated		1990 TAXES COLLECTED	11,863,458.32
Civil Defense & Disaster Control	5,560.00	REVENUES TOTAL 14,073,224.87		1990 Taxes Cancelled, Abated or Adjusted	1,432.59
Environmental Inspection & Control	79,300.00	Reserve For Uncollected Taxes 696,658.06		Transfer to Tax Title Liens or Foreclosed	32,842.68
Other Public Safety		CAPITAL OUTLAY TOTAL 373,470.30		Balance Outstanding Dec. 31, 1990	469,029.06
<b>PUBLIC WORKS</b>				PRIOR YEARS TAXES OUTSTANDING	
Streets and Drainage	640,100.00	Public Enterprises		Balance January 1, 1990	665,327.48
Sewers and Sewage Processing		Recreation—Culture		Collected in 1990	604,399.72
Garbage and Trash Disposal	433,500.00	Public Works 26,420.48		Cancelled, Abated or Adjusted 1990	16,812.43
Public Buildings and Grounds	69,600.00	Buildings and Grounds 347,049.82		Transfers to Tax Title Liens or Foreclosed	5,942.88
Other Public Works		Library and Education		Balance December 31, 1990	38,172.45
<b>HEALTH and WELFARE</b>		Conservation		TAX TITLE LIENS OUTSTANDING	
Health Services Except Environmental	6,400.00	All Other		Balance January 1, 1990	78,885.56
Welfare-Public Assistance	13,525.00	CAPITAL DEBT AUTHORIZED, DECEMBER 31, 1990		Transfer From Taxes	40,432.01
Hospital, Clinics, First Aid		ISSUED AND UNISSUED GROSS DEBT NET DEBT		Redeemed in 1990	
Animal, Insect, & Rodent Control	1,500.00	School 64,994		Cancelled, Abated or Adjusted (1990)	
Other Welfare Services		Self-Liquidating 865,800 398,062		Transfers to Foreclosed Property	
<b>RECREATION and CONSERVATION</b>		Other 2,285,037 2,280,037		Balance December 31, 1990	119,317.57
Beaches and Boardwalks		Total 3,215,831 2,678,099		PROPERTY ACQUIRED BY DEED OR FORECLOSURE	
Parks, Playgrounds, Shade Trees	142,500.00	ISSUED AND OUTSTANDING		Balance January 1, 1990	14,761.00
Land Reclamation & Conservation	600.00	School 64,994.24		Transfers From Taxes or Liens	
Other Recreational Services	16,550.00	Self-Liquidating 865,800.00		Sale for Cash (1990)	
<b>EDUCATION (excluding schools)</b>		Other 1,585,184.00		Cancelled, Abated or Adjusted (1990)	
Libraries	11,150.00	Total 2,515,978.24		Balance December 31, 1990	14,761.00
Other Educational Services		EQUALIZED VALUATION BASIS		CURRENT FINANCES DECEMBER 31, 1990	
<b>STATUTORY EXPENDITURES</b>		FOR NET DEBT COMPUTATION 384,291,108		ASSETS	
Pensions & F. I. C. A.	272,450.00	REAL PROPERTY VALUATIONS		Cash Dec. 31, 1990	1,395,790.94
Employee Fringe Benefits	312,000.00	Code Class # of Parcels % VAL'N ASSESSED VALUATION		Taxes Receivable	507,201.51
Other Statutory Expenditures	4,200.00	1 Vacant Land 139 1.30 5,685,800.00		Tax Title Liens	119,317.57
<b>CETA And Other Public Employment Programs</b>		2 Residential 3333 64.13 280,268,400.00		Foreclosed Property	14,761.00
<b>MUNICIPAL FUNCTIONS</b>		3 Farm		Emergencies & Other Deferred Charges	47,163.83
<b>CAPITAL IMPROVEMENTS</b>		4a Commercial 113 7.68 33,541,100.00		State and Federal Aid Receivable	
<b>DEBT SERVICE</b>		4b Industrial 64 19.93 87,079,000.00		Other Receivables	427,428.50
Principal Payments	234,000.00	4c Apartments 9 6.96 30,429,300.00		Total	2,511,663.35
Interest Payments	133,573.17	Total 3658 437,003,600.00		<b>LIABILITIES, RESERVES, AND SURPLUS</b>	
<b>DEFERRED CHARGES</b>		Land Area 2.99 Sq. Miles		Cash Liabilities	1,201,694.31
SCHOOL, COUNTY, SPECIAL DISTRICT TAXES	9,293,301.06	Net Valuation Taxable-Municipal 438,421,849		Reserves for Receivables	1,068,708.58
RESERVE FOR UNCOLLECTED TAXES	696,658.06	Net Valuation Taxable-County 399,348,860		Surplus Dec. 31, 1990	241,260.46
<b>EXPENDITURES</b>		State Equalized Valuation 417,532,894		Total	2,511,663.35
<b>TOTAL</b>	<b>14,221,518.76</b>	State Equalization Ratio 105.02			

Population 1980 6,771  
 Population 1990 5,877  
 S & P Rating  
 Moody Rating A

General Tax Rate Per \$100. 1.88  
 State Equalized Tax Rate 2.09

**BELMAR BOROUGH - MONMOUTH COUNTY**  
 Form of Government  
 Commission (1911)  
 Number of Members - 3

PER CAPITA:  
 Gross Debt 1,418.04  
 Net Debt 834.39  
 Debt Service 217.86  
 Total Tax Levy 1,639.36  
 Municipal Expenditures 1,471.52

PER CENT:  
 Gross Debt 1.92  
 Net Debt 1.13  
 Tax Levy Collected 92.27  
 Tax Levy Cancelled, Abated or Adjusted

EXPENDITURES		REVENUES-REALIZED		1990 PROPERTY TAX	
<b>GENERAL GOVERNMENT</b>				STATE EQUALIZED TAX RATE	
Governing Body & Public Boards		1990 Property Taxes Collected		Local District School Taxes	2,645,473.50
Municipal Clerk		1990 Payments in Lieu of Taxes		Regional & Consolidated School Tax	
Financial Administration		Delinquent Tax & Lien Collections		School Taxes in Municipal Budget	
Assessment of Taxes	36,478.00	Business Personalty Replacement Taxes		County Taxes	1,893,201.03
Collection of Taxes		Taxes from Public Utilities		County Library Taxes	
Planning, Housing & Development	37,004.67	Other Miscellaneous Tax Revenues		Local Municipal Purpose Taxes	5,066,973.27
Human Resources	1,200.00	State Aid Revenues		Veteran & Senior Citizen Taxes	46,850.00
Elections	11,864.00	Federal Aid Revenues		Total Taxes for Rate Computation	9,652,497.80
General Administration (other)	887,752.77	State and Local Fiscal Assistance Act Utilized		Special District Taxes	
<b>JUDICIARY</b>		Sale of Acquired Property		Bank Corp. Taxes	
Municipal Courts	211,627.00	Other Miscellaneous Revenues		Added and Omitted Taxes	28,874.26
<b>PUBLIC SAFETY</b>		Total		Total Taxes Levied - ABSTRACT	9,634,522.06
Fire Protection	136,561.90	Prior Years Surplus Appropriated		Total Taxes Billed	9,640,810.04
Police Protection	1,295,571.48	REVENUES TOTAL		1990 TAXES COLLECTED	8,895,823.70
Civil Defense & Disaster Control	35,000.00	Reserve For Uncollected Taxes		1990 Taxes Cancelled, Abated or Adjusted	
Environmental Inspection & Control	96,117.00	CAPITAL OUTLAY TOTAL		Transfer to Tax Title Liens or Foreclosed	125,827.49
Other Public Safety				Balance Outstanding Dec. 31, 1990	619,158.88
<b>PUBLIC WORKS</b>				<b>PRIOR YEARS TAXES OUTSTANDING</b>	
Streets and Drainage	545,053.00	Public Enterprises		Balance January 1, 1990	763,247.49
Sewers and Sewage Processing	109,013.00	Recreation-Culture		Collected in 1990	504,693.46
Garbage and Trash Disposal	558,558.00	Public Works		Cancelled, Abated or Adjusted 1990	175,240.98
Public Buildings and Grounds	505,212.00	Buildings and Grounds		Transfers to Tax Title Liens or Foreclosed	93,313.05
Other Public Works	544,000.00	Library and Education		Balance December 31, 1990	
<b>HEALTH and WELFARE</b>		Conservation		<b>TAX TITLE LIENS OUTSTANDING</b>	
Health Services Except Environmental		All Other		Balance January 1, 1990	29,681.34
Welfare-Public Assistance	15,366.00	CAPITAL DEBT AUTHORIZED, DECEMBER 31, 1990		Transfer From Taxes	209,140.54
Hospital, Clinics, First Aid		ISSUED AND UNISSUED GROSS DEBT NET DEBT		Redeemed in 1990	40,409.18
Animal, Insect, & Rodent Control	7,700.00	School		Cancelled, Abated or Adjusted (1990)	
Other Welfare Services		Self-Liquidating		Transfers to Foreclosed Property	
<b>RECREATION and CONSERVATION</b>		Other		Balance December 31, 1990	198,412.70
Beaches and Boardwalks		Total		<b>PROPERTY ACQUIRED BY DEED OR FORECLOSURE</b>	
Parks, Playgrounds, Shade Trees	51,150.00	ISSUED AND OUTSTANDING		Balance January 1, 1990	16,850.00
Land Reclamation & Conservation	17,889.00	School		Transfers From Taxes or Liens	
Other Recreational Services	53,300.00	Self-Liquidating		Sale for Cash (1990)	
<b>EDUCATION (excluding schools)</b>		Other		Cancelled, Abated or Adjusted (1990)	
Libraries	153,025.77	Total		Balance December 31, 1990	16,850.00
Other Educational Services		EQUALIZED VALUATION BASIS		<b>CURRENT FINANCES DECEMBER 31, 1990</b>	
<b>STATUTORY EXPENDITURES</b>		FOR NET DEBT COMPUTATION		<b>ASSETS</b>	
Pensions & F. L. C. A.	408,782.00	REAL PROPERTY VALUATIONS		Cash Dec. 31, 1990	1,924,885.78
Employee Fringe Benefits	372,500.00	Code Class # of Parcels % VAL'N		Taxes Receivable	619,158.88
Other Statutory Expenditures		ASSESSED VALUATION		Tax Title Liens	198,412.70
CETA And Other Public Employment Programs		1 Vacant Land 62 1.15		Foreclosed Property	16,850.00
<b>MUNICIPAL FUNCTIONS</b>		2 Residential 2439 78.32		Emergencies & Other Deferred Charges	343,700.00
CAPITAL IMPROVEMENTS *MEMO*	10,000.00	3 Form		State and Federal Aid Receivable	
<b>DEBT SERVICE</b>		4a Commercial 162 14.95		Other Receivables	274,767.19
Principal Payments	899,000.00	4b Industrial 4 .32		Total	3,377,774.55
Interest Payments	381,370.25	4c Apartments 42 5.26		<b>LIABILITIES, RESERVES, AND SURPLUS</b>	
		Total 2709		Cash Liabilities	1,166,740.61
<b>DEFERRED CHARGES</b>		Land Area 1.00 Sq. Miles		Reserves for Receivables	1,109,188.77
SCHOOL, COUNTY, SPECIAL DISTRICT TAXES	276,566.22	Net Valuation Taxable-Municipal		Surplus Dec. 31, 1990	1,101,845.17
RESERVE FOR UNCOLLECTED TAXES	4,538,674.53	Net Valuation Taxable-County		Total	3,377,774.55
EXPENDITURES TOTAL	13,186,781.97	State Equalized Valuation			
		State Equalization Ratio			



Population 1980 2,475  
 Population 1990 2,669  
 S & P Rating  
 Moody Rating AAA

General Tax Rate Per \$100. 2.29  
 State Equalized Tax Rate 2.47

**BELVIDERE TOWN - WARREN COUNTY**  
 Form of Government  
 Town Council  
 Number of Members - 6

## PER CAPITA:

Grass Debt 1,351.72  
 Net Debt 568.57  
 Debt Service 13.22  
 Total Tax Levy 1,386.31  
 Municipal Expenditures 663.70

## PER CENT:

Grass Debt 2.57  
 Net Debt 1.08  
 Tax Levy Collected 87.87  
 Tax Levy Cancelled, Abated or Adjusted 2.51

EXPENDITURES		REVENUES-REALIZED		1990 PROPERTY TAX	
<b>GENERAL GOVERNMENT</b>				<b>STATE EQUALIZED TAX RATE</b>	
Governing Body & Public Boards		1990 Property Taxes Collected	3,237,585.88	Local District School Taxes	1.39
Municipal Clerk		1990 Payments in Lieu of Taxes		Regional & Consolidated School Tax	2,075,231.00
Financial Administration	13,738.00	Delinquent Tax & Lien Collections	277,793.06	School Taxes in Municipal Budget	
Assessment of Taxes	11,850.00	Business Personalty Replacement Taxes	98,083.49	County Taxes	.59
Collection of Taxes	13,670.00	Taxes from Public Utilities	395,269.00	County Library Taxes	
Planning, Housing & Development	12,650.00	Other Miscellaneous Tax Revenues		Local Municipal Purpose Taxes	.49
Human Resources	34,741.38	State Aid Revenues	24,101.95	Veteran & Senior Citizen Taxes	
Elections		Federal Aid Revenues		Total Taxes for Rate Computation	2.47
General Administration (other)	323,746.00	State and Local Fiscal Assistance Act Utilized	1,855.79	Special District Taxes	3,715,174.22
<b>JUDICIARY</b>		State and Local Fiscal Assistance Act Utilized		Bank Corp. Taxes	
Municipal Courts	30,950.00	Sale of Acquired Property		Added and Omitted Taxes	9,698.66
<b>PUBLIC SAFETY</b>		Other Miscellaneous Revenues	222,531.29	Total Taxes Levied - ABSTRACT	3,700,072.88
Fire Protection	54,702.90	Total	4,307,220.46	Total Taxes Billed	3,741,574.37
Police Protection	215,039.33	Prior Years Surplus Appropriated	150,000.00	1990 TAXES COLLECTED	3,287,585.88
Civil Defense & Disaster Control	5,500.00	REVENUES TOTAL	4,457,220.46	1990 Taxes Cancelled, Abated or Adjusted	93,888.62
Environmental Inspection & Control		Reserve for Uncollected Taxes	420,349.48	Transfer to Tax Title Liens or Foreclosed	86,957.46
Other Public Safety		CAPITAL OUTLAY TOTAL	47,834.72	Balance Outstanding Dec. 31, 1990	273,142.41
<b>PUBLIC WORKS</b>				<b>PRIOR YEARS TAXES OUTSTANDING</b>	
Streets and Drainage	29,335.00	Public Enterprises		Balance January 1, 1990	305,145.22
Sewers and Sewage Processing	1,500.00	Recreation-Culture		Collected in 1990	239,365.67
Garbage and Trash Disposal	183,430.71	Public Works	29,331.15	Cancelled, Abated or Adjusted 1990	
Public Buildings and Grounds	16,122.27	Buildings and Grounds	18,553.57	Transfers to Tax Title Liens or Foreclosed	65,392.80
Other Public Works		Library and Education		Balance December 31, 1990	386.75
<b>HEALTH and WELFARE</b>		Conservation		<b>TAX TITLE LIENS OUTSTANDING</b>	
Health Services Except Environmental	7,000.00	All Other		Balance January 1, 1990	28,365.86
Welfare-Public Assistance	7,175.00			Transfer from Taxes	160,812.57
Hospital, Clinics, First Aid				Redeemed in 1990	38,427.39
Animal, Insect, & Rodent Control				Cancelled, Abated or Adjusted (1990)	
Other Welfare Services				Transfers to Foreclosed Property	
<b>RECREATION and CONSERVATION</b>				Balance December 31, 1990	150,751.04
Beaches and Boardwalks	14,450.00			<b>PROPERTY ACQUIRED BY DEED OR FORECLOSURE</b>	
Parks, Playgrounds, Shade Trees	14,168.00			Balance January 1, 1990	
Land Reclamation & Conservation	4,270.00			Transfers from Taxes or Liens	
Other Recreational Services				Sale for Cash (1990)	
<b>EDUCATION (excluding schools)</b>				Cancelled, Abated or Adjusted (1990)	
Libraries	48,420.39			Balance December 31, 1990	
Other Educational Services	500.00			<b>CURRENT FINANCES DECEMBER 31, 1990</b>	
<b>STATUTORY EXPENDITURES</b>				<b>ASSETS</b>	
Pensions & F. I. C. A.	207,382.43			Cash Dec. 31, 1990	1,550,878.00
Employee Fringe Benefits	46,700.00			Taxes Receivable	273,529.16
Other Statutory Expenditures	4,000.00			Tax Title Liens	150,751.04
<b>CETA And Other Public Employment Programs</b>				Foreclosed Property	
<b>MUNICIPAL FUNCTIONS TOTAL</b>	1,306,091.11			Emergencies & Other Deferred Charges	56,633.41
<b>CAPITAL IMPROVEMENTS *MEMO*</b>				State and Federal Aid Receivable	
<b>DEBT SERVICE</b>				Other Receivables	13,557.45
Principal Payments	30,000.00			Total	2,045,349.06
Interest Payments	5,287.28			<b>LIABILITIES, RESERVES, AND SURPLUS</b>	
<b>DEFERRED CHARGES</b>	9,700.00			Cash Liabilities	1,211,407.07
<b>SCHOOL, COUNTY, SPECIAL DISTRICT TAXES</b>	2,953,129.52			Reserves for Receivables	437,837.65
<b>RESERVE FOR UNCOLLECTED TAXES</b>	420,349.48			Surplus Dec. 31, 1990	396,104.34
<b>EXPENDITURES TOTAL</b>	4,724,557.39			Total	2,045,349.06



0203

Population 1980 25,568  
 Population 1990 24,458  
 S & P Rating  
 Moody Rating A1

General Tax Rate Per \$100.

2.47

State Equalized Tax Rate

2.16

BERGENFIELD BOROUGH - BERGEN CO.  
 Form of Government  
 Borough Council  
 Number of Members - 6

PER CAPITA:

Gross Debt 286.02  
 Net Debt 180.84  
 Debt Service 33.40  
 Total Tax Levy 1,407.37  
 Municipal Expenditures 599.21

PER CENT:

Gross Debt .47  
 Net Debt .30  
 Tax Levy Collected 98.61  
 Tax Levy Cancelled, Abated or Adjusted .08

EXPENDITURES		REVENUES-REALIZED		1990 PROPERTY TAX	
GENERAL GOVERNMENT				STATE EQUALIZED TAX RATE	
Governing Body & Public Boards				Local District School Taxes 1.21	
Municipal Clerk				19,268,334.50	
Financial Administration	17,490.00			Regional & Consolidated School Tax	
Assessment of Taxes	77,280.86			School Taxes in Municipal Budget	
Collection of Taxes	155,858.05			County Taxes .22	
Planning, Housing & Development	3,800.00			County Library Taxes	
Human Resources	82,592.16			Local Municipal Purpose Taxes .73	
Elections				Veteran & Senior Citizen Taxes	
General Administration (other)	1,084,032.89			Total Taxes for Rate Computation 2.16	
JUDICIARY				Special District Taxes	
Municipal Courts	91,287.92			Bank Corp. Taxes	
PUBLIC SAFETY				Added and Omitted Taxes	
Fire Protection	462,496.64			Total Taxes Levied - ABSTRACT	
Police Protection	2,655,622.96			Total Taxes Billed	
Civil Defense & Disaster Control	6,400.00			1990 TAXES COLLECTED	
Environmental Inspection & Control	78,290.85			1990 Taxes Cancelled, Abated or Adjusted	
Other Public Safety	74,728.41			Transfer to Tax Title Liens or Foreclosed	
PUBLIC WORKS				Balance Outstanding Dec. 31, 1990	
Streets and Drainage	838,755.23			PRIOR YEARS TAXES OUTSTANDING	
Sewers and Sewage Processing	1,338,357.94			Balance January 1, 1990	
Garbage and Trash Disposal	2,522,260.79			Collected in 1990	
Public Buildings and Grounds	73,664.22			Cancelled, Abated or Adjusted 1990	
Other Public Works	59,000.00			Transfers to Tax Title Liens or Foreclosed	
HEALTH and WELFARE				Balance December 31, 1990	
Health Services Except Environmental	218,472.60			TAX TITLE LIENS OUTSTANDING	
Welfare-Public Assistance	500.00			Balance January 1, 1990	
Hospital, Clinics, First Aid				Transfer From Taxes	
Animal, Insect, & Rodent Control	16,500.00			Redeemed in 1990	
Other Welfare Services				Cancelled, Abated or Adjusted (1990)	
RECREATION and CONSERVATION				Transfers to Foreclosed Property	
Beaches and Boardwalks				Balance December 31, 1990	
Parks, Playgrounds, Shade Trees	255,231.39			PROPERTY ACQUIRED BY DEED OR	
Land Reclamation & Conservation	494,378.56			FORECLOSURE	
Other Recreational Services	98,309.50			Balance January 1, 1990	
EDUCATION (excluding schools)				Transfers From Taxes or Liens	
Libraries	609,500.00			Sale for Cash (1990)	
Other Educational Services				Cancelled, Abated or Adjusted (1990)	
STATUTORY EXPENDITURES				Balance December 31, 1990	
Pensions & F. I. C. A.	955,802.55			CURRENT FINANCES DECEMBER 31, 1990	
Employee Fringe Benefits	918,802.00			ASSETS	
Other Statutory Expenditures				Cash Dec. 31, 1990	
CETA And Other Public Employment Programs				Taxes Receivable	
MUNICIPAL FUNCTIONS TOTAL	13,189,415.52			Tax Title Liens	
CAPITAL IMPROVEMENTS *MEMO*	19,000.00			Foreclosed Property	
DEBT SERVICE				Emergencies & Other Deferred Charges	
Principal Payments	333,500.00			State and Federal Aid Receivable	
Interest Payments	483,473.49			Other Receivables	
DEFERRED CHARGES				Total	
SCHOOL, COUNTY, SPECIAL DISTRICT TAXES	80,500.00			2,891,887.79	
RESERVE FOR UNCOLLECTED TAXES	22,762,805.67			LIABILITIES, RESERVES, AND SURPLUS	
EXPENDITURES TOTAL	37,418,398.52			Cash Liabilities	
				Reserves for Receivables	
				Surplus Dec. 31, 1990	
				Total	
				2,891,887.79	

1505  
Population 1980 23,151  
Population 1990 37,319  
S & P Rating  
Moody Rating A

General Tax Rate Per \$100. 3.21  
State Equalized Tax Rate 1.39

BERKELEY TOWNSHIP - OCEAN COUNTY  
Form of Government  
Mayor-Council Plan D (OMCL 50)  
Number of Members - 7

PER CAPITA:  
Gross Debt 304.40 Gross Debt .49  
Net Debt 231.55 Net Debt .37  
Debt Service 25.76 Tax Levy Collected 96.34  
Total Tax Levy 931.48 Tax Levy Cancelled, Abated  
Municipal Expenditures 421.70 or Adjusted .17

EXPENDITURES		REVENUES-REALIZED		1990 PROPERTY TAX	
GENERAL GOVERNMENT				STATE EQUALIZED TAX RATE	
Governing Body & Public Boards	43,600.00	1990 Property Taxes Collected	33,491,825.35	Local District School Taxes	.36 8,976,832.75
Municipal Clerk	166,069.00	1990 Payments in Lieu of Taxes		Regional & Consolidated School Tax	.38 9,469,262.49
Financial Administration	93,987.00	Delinquent Tax & Lien Collections	1,025,207.46	School Taxes in Municipal Budget	
Assessment of Taxes	184,290.00	Business Personalty Replacement Taxes	94,592.36	County Taxes	.38 * 9,496,423.88
Collection of Taxes	219,315.00	Taxes from Public Utilities	3,276,351.00	County Library Taxes	.03 633,278.73
Planning, Housing & Development	261,157.00	Other Miscellaneous Tax Revenues		Local Municipal Purpose Taxes	.23 5,716,556.50
Human Resources	189,761.00	State Aid Revenues	320,073.00	Veteran & Senior Citizen Taxes	
Elections	6,110.00	Federal Aid Revenues		Total Taxes for Rate Computation	1.38 35,847,154.35
General Administration (other)	1,247,448.46	State and Local Fiscal Assistance Act Utilized		Special District Taxes	
JUDICIARY		Sale of Acquired Property	131,925.68	Bank Corp. Taxes	
Municipal Courts	148,201.00	Other Miscellaneous Revenues	2,972,352.29	Added and Omitted Taxes	469,683.72
PUBLIC SAFETY		Total	41,312,327.14	Total Taxes Levied - ABSTRACT	34,762,038.07
Fire Protection	225,724.60	Prior Years Surplus Appropriated	2,800,000.00	Total Taxes Billed	34,762,791.44
Police Protection	3,359,417.36	REVENUES TOTAL	44,112,327.14	1990 TAXES COLLECTED	33,491,825.35
Civil Defense & Disaster Control	39,000.00	Reserve For Uncollected Taxes	1,325,000.00	1990 Taxes Cancelled, Abated or Adjusted	60,827.06
Environmental Inspection & Control	53,770.00	CAPITAL OUTLAY TOTAL	1,078,990.17	Transfer to Tax Title Liens or Foreclosed	141,178.55
Other Public Safety				Balance Outstanding Dec. 31, 1990	1,068,960.48
PUBLIC WORKS				PRIOR YEARS TAXES OUTSTANDING	
Streets and Drainage	1,203,362.00	Public Enterprises		Balance January 1, 1990	1,092,621.87
Sewers and Sewage Processing	41,844.00	Recreation-Culture		Collected in 1990	933,778.91
Garbage and Trash Disposal	2,319,830.00	Public Works	79,385.70	Cancelled, Abated or Adjusted 1990	34,769.28
Public Buildings and Grounds	287,950.00	Buildings and Grounds	999,604.47	Transfers to Tax Title Liens or Foreclosed	103,724.97
Other Public Works	139,500.00	Library and Education		Balance December 31, 1990	20,348.71
HEALTH and WELFARE		Conservation		TAX TITLE LIENS OUTSTANDING	
Health Services Except Environmental	650.00	All Other		Balance January 1, 1990	209,093.11
Welfare-Public Assistance	63,025.00	CAPITAL DEBT AUTHORIZED, DECEMBER 31, 1990		Transfer From Taxes	261,249.69
Hospital, Clinics, First Aid		ISSUED AND UNISSUED GROSS DEBT NET DEBT		Redeemed in 1990	91,428.55
Animal, Insect, & Rodent Control	5,850.00	School	2,718,439	Cancelled, Abated or Adjusted (1990)	2,233.27
Other Welfare Services		Self-Liquidating		Transfers to Foreclosed Property	
RECREATION and CONSERVATION		Other	8,641,313	Balance December 31, 1990	376,680.98
Beaches and Boardwalks		Total	11,359,752	PROPERTY ACQUIRED BY DEED OR	
Parks, Playgrounds, Shade Trees	189,228.00	ISSUED AND OUTSTANDING		FORECLOSURE	
Land Reclamation & Conservation	358,058.00	School	2,713,439.69	Balance January 1, 1990	3,696,260.00
Other Recreational Services	651,714.00	Self-Liquidating		Transfers From Taxes or Liens	
EDUCATION (excluding schools)		Other	7,155,000.00	Sale for Cash (1990)	
Libraries		Total	9,873,439.69	Cancelled, Abated or Adjusted (1990)	
Other Educational Services		EQUALIZED VALUATION BASIS		Balance December 31, 1990	3,696,260.00
STATUTORY EXPENDITURES		FOR NET DEBT COMPUTATION	2,305,396,975	CURRENT FINANCES DECEMBER 31, 1990	
Pensions & F. I. C. A.	935,912.50	REAL PROPERTY VALUATIONS		ASSETS	
Employee Fringe Benefits	769,629.54	Code Class # of Parcels % VAL'N ASSESSED VALUATION		Cash Dec. 31, 1990	11,580,768.51
Other Statutory Expenditures		1 Vacant Land 6610 3.39 41,461,500.00		Taxes Receivable	1,089,309.19
CETA And Other Public Employment Programs		2 Residential 18458 90.11 959,222,700.00		Tax Title Liens	376,680.98
MUNICIPAL FUNCTIONS TOTAL	13,214,403.46	3 Farm 8 .01 189,300.00		Foreclosed Property	3,696,260.00
CAPITAL IMPROVEMENTS *MEMO*	50,000.00	4a Commercial 243 5.05 53,745,400.00		Emergencies & Other Deferred Charges	659,144.54
DEBT SERVICE		4b Industrial 23 .52 5,546,700.00		State and Federal Aid Receivable	127,205.10
Principal Payments	575,000.00	4c Apartments 12 .41 4,324,300.00		Other Receivables	48,380.46
Interest Payments	386,384.90	Total 25354 1,064,439,900.00		Total	17,577,748.78
DEFERRED CHARGES	236,559.72	Land Area 41.90 Sq. Miles		LIABILITIES, RESERVES, AND SURPLUS	
SCHOOL, COUNTY, SPECIAL DISTRICT TAXES	28,575,797.85	Net Valuation Taxable-Municipal	1,069,653,990	Cash Liabilities	9,413,386.67
RESERVE FOR UNCOLLECTED TAXES	1,325,000.00	Net Valuation Taxable-County	2,488,107,962	Reserves for Receivables	5,210,630.63
EXPENDITURES TOTAL	44,313,145.93	State Equalized Valuation	2,460,168,472	Surplus Dec. 31, 1990	2,953,731.48
		State Equalization Ratio	43.36	Total	17,577,748.78



2001

Population 1980 12,549  
 Population 1990 11,980  
 S & P Rating  
 Moody Rating AAA

General Tax Rate Per \$100.

3.42

State Equalized Tax Rate

1.71

BERKELEY HEIGHTS TWP. - UNION CO.  
 Form of Government  
 Township Committee  
 Number of Members - 5

PER CAPITA:

Gross Debt 1,092.07  
 Net Debt 1,054.05  
 Debt Service 118.12  
 Total Tax Levy 2,328.72  
 Municipal Expenditures 810.73

PER CENT:

Gross Debt .85  
 Net Debt .82  
 Tax Levy Collected 98.23  
 Tax Levy Cancelled, Abated  
 or Adjusted 24.32

EXPENDITURES		REVENUES-REALIZED		1990 PROPERTY TAX	
GENERAL GOVERNMENT				STATE EQUALIZED TAX RATE	
Governing Body & Public Boards		1990 Property Taxes Collected	27,404,994.88	Local District School Taxes	.53 8,556,205.00
Municipal Clerk		1990 Payments in Lieu of Taxes		Regional & Consolidated School Tax	.42 6,277,746.97
Financial Administration	87,700.00	Delinquent Tax & Lien Collections	302,742.95	School Taxes in Municipal Budget	
Assessment of Taxes	48,900.00	Business Personalty Replacement Taxes	745,521.88	County Taxes	.42 6,784,161.86
Collection of Taxes	55,500.00	Taxes from Public Utilities	879,032.00	County Library Taxes	
Planning, Housing & Development	126,600.00	Other Miscellaneous Tax Revenues		Local Municipal Purpose Taxes	.34 5,539,526.32
Human Resources	80,925.56	State Aid Revenues	38,004.69	Veteran & Senior Citizen Taxes	
Elections		Federal Aid Revenues		Total Taxes for Rate Computation	1.71 27,879,440.15
General Administration (other)	1,010,235.00	State and Local Fiscal Assistance Act Utilized		Special District Taxes	
JUDICIARY		Sale of Acquired Property		Bank Corp. Taxes	
Municipal Courts	76,000.00	Other Miscellaneous Revenues	1,142,892.91	Added and Omitted Taxes	90,435.05
PUBLIC SAFETY		Total	30,513,189.31	Total Taxes Levied - ABSTRACT	27,898,075.20
Fire Protection	157,524.30	Prior Years Surplus Appropriated	1,600,000.00	Total Taxes Billed	27,898,075.20
Police Protection	1,350,957.13	REVENUES TOTAL	32,113,189.31	1990 TAXES COLLECTED	27,404,994.88
Civil Defense & Disaster Control	5,000.00	Reserve For Uncollected Taxes	1,116,000.00	1990 Taxes Cancelled, Abated or Adjusted	6,783,441.00
Environmental Inspection & Control	31,600.00	CAPITAL OUTLAY TOTAL	1,003,242.35	Transfer to Tax Title Liens or Foreclosed	68.40
Other Public Safety				Balance Outstanding Dec. 31, 1990	425,177.51
PUBLIC WORKS				PRIOR YEARS TAXES OUTSTANDING	
Streets and Drainage	432,000.00	Public Enterprises		Balance January 1, 1990	300,304.85
Sewers and Sewage Processing	225,000.00	Recreation-Culture		Collected in 1990	287,428.81
Garbage and Trash Disposal		Public Works	168,271.61	Cancelled, Abated or Adjusted 1990	192.23
Public Buildings and Grounds	1,329,580.00	Buildings and Grounds	789,207.92	Transfers to Tax Title Liens or Foreclosed	12,093.81
Other Public Works	106,000.00	Library and Education	13,565.39	Balance December 31, 1990	
HEALTH and WELFARE		Conservation	32,197.43	TAX TITLE LIENS OUTSTANDING	
Health Services Except Environmental	35,500.00	All Other		Balance January 1, 1990	1,254.47
Welfare-Public Assistance	11,750.00	CAPITAL DEBT AUTHORIZED, DECEMBER 31, 1990		Transfer From Taxes	15,392.54
Hospital, Clinics, First Aid	1,000.00	ISSUED AND UNISSUED GROSS DEBT		Redeemed in 1990	15,314.14
Animal, Insect, & Rodent Control	2,000.00	School 455,511		Cancelled, Abated or Adjusted (1990)	
Other Welfare Services		Self-Liquidating		Transfers to Foreclosed Property	
RECREATION and CONSERVATION		Other 12,627,542	12,627,542	Balance December 31, 1990	1,322.87
Beaches and Boardwalks		Total 13,083,053	12,627,542	PROPERTY ACQUIRED BY DEED OR	
Parks, Playgrounds, Shade Trees				FORECLOSURE	
Land Reclamation & Conservation	3,800.00	ISSUED AND OUTSTANDING		Balance January 1, 1990	
Other Recreational Services	262,500.00	School 455,511.72		Transfers From Taxes or Liens	
EDUCATION (excluding schools)		Self-Liquidating		Sale for Cash (1990)	
Libraries	514,954.00	Other 9,008,542.85	9,464,054.57	Cancelled, Abated or Adjusted (1990)	
Other Educational Services		Total		Balance December 31, 1990	
STATUTORY EXPENDITURES		EQUALIZED VALUATION BASIS		CURRENT FINANCES DECEMBER 31, 1990	
Pensions & F. I. C. A.	508,569.00	FOR NET DEBT COMPUTATION	1,532,233.169	ASSETS	
Employee Fringe Benefits	576,800.00	REAL PROPERTY VALUATIONS		Cash Dec. 31, 1990	2,678,738.91
Other Statutory Expenditures	6,000.00	Code Class # of Parcels % VAL'N	ASSESSED VALUATION	Taxes Receivable	425,177.51
CETA And Other Public Employment Programs		1 Vacant Land 256 1.48	12,024,700.00	Tax Title Liens	1,322.87
MUNICIPAL FUNCTIONS TOTAL	7,096,394.99	2 Residential 3810 58.81	477,765,600.00	Foreclosed Property	
CAPITAL IMPROVEMENTS *MEMO*	50,000.00	3 Farm 2	1,100.00	Emergencies & Other Deferred Charges	31,950.00
DEBT SERVICE		4a Commercial 110 14.33	116,432,600.00	State and Federal Aid Receivable	
Principal Payments	1,114,809.65	4b Industrial 37 25.38	206,138,500.00	Other Receivables	775,552.65
Interest Payments	300,307.95	4c Apartments		Total	3,912,741.94
DEFERRED CHARGES	85,000.00	Total 4215	812,362,500.00	LIABILITIES, RESERVES, AND SURPLUS	
SCHOOL, COUNTY, SPECIAL DISTRICT TAXES	22,218,113.83	Land Area 6.50 Sq. Miles	814,039,799	Cash Liabilities	1,202,961.09
RESERVE FOR UNCOLLECTED TAXES	1,116,000.00	Net Valuation Taxable-Municipal	1,604,318,965	Reserves for Receivables	1,202,053.03
EXPENDITURES TOTAL	31,930,626.42	Net Valuation Taxable-County	1,624,130,864	Surplus Dec. 31, 1990	1,507,727.82
		State Equalized Valuation	50.07	Total	3,912,741.94
		State Equalization Ratio			



0405  
 Population 1980 5,786  
 Population 1990 5,672  
 S & P Rating  
 Moody Rating AAA

General Tax Rate Per \$100. 6.58  
 State Equalized Tax Rate 2.37

BERLIN BOROUGH - CAMDEN COUNTY  
 Form of Government  
 Borough Council  
 Number of Members - 6

PER CAPITA:  
 Gross Debt 1,961.01  
 Net Debt 918.84  
 Debt Service 40.33  
 Total Tax Levy 1,223.81  
 Municipal Expenditures 492.01  
 PER CENT:  
 Gross Debt 4.55  
 Net Debt 2.13  
 Tax Levy Collected 95.39  
 Tax Levy Cancelled, Abated or Adjusted .04

EXPENDITURES		REVENUES-REALIZED		1990 PROPERTY TAX	
GENERAL GOVERNMENT				STATE EQUALIZED TAX RATE	
Governing Body & Public Boards		1990 Property Taxes Collected	5,624,644.23	Local District School Taxes	1,827,771.33
Municipal Clerk		1990 Payments in Lieu of Taxes		Regional & Consolidated School Tax	1,328,345.66
Financial Administration	13,250.00	Delinquent Tax & Lien Collections	136,453.64	School Taxes in Municipal Budget	
Assessment of Taxes	33,056.00	Business Personalty Replacement Taxes	60,669.40	County Taxes	2,434,013.36
Collection of Taxes	23,891.00	Taxes from Public Utilities	374,893.00	County Library Taxes	65,640.11
Planning, Housing & Development	21,625.00	Other Miscellaneous Tax Revenues		Local Municipal Purpose Taxes	1,119,926.33
Human Resources	91,408.85	State Aid Revenues	154,525.27	Veteran & Senior Citizen Taxes	58,600.00
Elections	32,750.00	Federal Aid Revenues		Total Taxes for Rate Computation	6,834,296.79
General Administration (other)	174,101.00	State and Local Fiscal Assistance Act Utilized		Special District Taxes	
JUDICIARY		Sale of Acquired Property		Bank Corp. Taxes	
Municipal Courts	65,416.32	Other Miscellaneous Revenues	779,802.33	Added and Omitted Taxes	165,748.58
PUBLIC SAFETY		Total	8,130,987.87	Total Taxes Levied - ABSTRACT	6,941,445.37
Fire Protection	89,605.80	Prior Years Surplus Appropriated	455,000.00	Total Taxes Billed	6,944,495.69
Police Protection	566,703.53	REVENUES TOTAL	8,585,987.87	1990 TAXES COLLECTED	6,624,644.23
Civil Defense & Disaster Control	2,000.00	Reserve For Uncollected Taxes	204,601.56	1990 Taxes Cancelled, Abated or Adjusted	3,110.29
Environmental Inspection & Control	47,337.00	CAPITAL OUTLAY TOTAL	662,316.61	Transfer to Tax Title Liens or Foreclosed	500.38
Other Public Safety				Balance Outstanding Dec. 31, 1990	316,240.79
PUBLIC WORKS				PRIOR YEARS TAXES OUTSTANDING	
Streets and Drainage	164,517.00	Public Enterprises	22,238.85	Balance January 1, 1990	159,327.79
Sewers and Sewage Processing		Recreation-Culture		Collected in 1990	120,275.99
Garbage and Trash Disposal	331,452.72	Public Works	373,963.11	Cancelled, Abated or Adjusted 1990	6,958.21
Public Buildings and Grounds	112,253.00	Buildings and Grounds	266,114.65	Transfers to Tax Title Liens or Foreclosed	301.09
Other Public Works		Library and Education		Balance December 31, 1990	31,792.50
HEALTH and WELFARE		Conservation		TAX TITLE LIENS OUTSTANDING	
Health Services Except Environmental	4,900.00	All Other		Balance January 1, 1990	16,788.83
Welfare-Public Assistance	3,900.00	CAPITAL DEBT AUTHORIZED, DECEMBER 31, 1990		Transfer From Taxes	852.71
Hospital, Clinics, First Aid		ISSUED AND UNISSUED		Redeemed in 1990	16,177.63
Animal, Insect, & Rodent Control		School	2,638,491	Cancelled, Abated or Adjusted (1990)	
Other Welfare Services		Self-Liquidating	5,330,325	Transfers to Foreclosed Property	
RECREATION and CONSERVATION		Other	3,154,056	Balance December 31, 1990	1,463.91
Beaches and Boardwalks		Total	11,122,872	PROPERTY ACQUIRED BY DEED OR	
Parks, Playgrounds, Shade Trees	33,755.50			FORECLOSURE	
Land Reclamation & Conservation		ISSUED AND OUTSTANDING		Balance January 1, 1990	88,200.00
Other Recreational Services	13,550.00	School	2,638,491.84	Transfers From Taxes or Liens	
EDUCATION (excluding schools)		Self-Liquidating	3,905,325.00	Sale for Cash (1990)	
Libraries	47,514.00	Other	2,445,000.00	Cancelled, Abated or Adjusted (1990)	
Other Educational Services	13,669.93	Total	8,988,816.84	Balance December 31, 1990	88,200.00
STATUTORY EXPENDITURES		EQUALIZED VALUATION BASIS		CURRENT FINANCES DECEMBER 31, 1990	
Pensions & F. I. C. A.	175,800.00	FOR NET DEBT COMPUTATION	244,508,450	ASSETS	
Employee Fringe Benefits	142,500.00	REAL PROPERTY VALUATIONS		Cash Dec. 31, 1990	2,017,268.61
Other Statutory Expenditures	7,499.00	Code Class # of Parcels % VAL'N	ASSESSED VALUATION	Taxes Receivable	348,033.29
CETA And Other Public Employment Programs		1 Vacant Land 269 3.17	3,156,209.00	Tax Title Liens	1,463.91
MUNICIPAL FUNCTIONS TOTAL	2,233,505.65	2 Residential 1685 69.89	69,685,115.00	Foreclosed Property	88,200.00
CAPITAL IMPROVEMENTS *MEMO*	46,250.00	3 Farm 25 .57	568,710.00	Emergencies & Other Deferred Charges	36,629.34
DEBT SERVICE		4a Commercial 132 21.38	21,314,045.00	State and Federal Aid Receivable	3,178.00
Principal Payments	74,700.00	4b Industrial 10 3.40	3,388,200.00	Other Receivables	67,734.14
Interest Payments	154,066.38	4c Apartments 15 1.60	1,599,989.00	Total	2,562,507.29
DEFERRED CHARGES	123,828.12	Total 2136	99,712,268.00	LIABILITIES, RESERVES, AND SURPLUS	
SCHOOL, COUNTY, SPECIAL DISTRICT TAXES	5,655,770.46	Land Area 3.56 Sq. Miles		Cash Liabilities	1,264,005.34
RESERVE FOR UNCOLLECTED TAXES	204,601.56	Net Valuation Taxable-Municipal	102,934,406	Reserves for Receivables	505,431.34
EXPENDITURES TOTAL	8,446,472.17	Net Valuation Taxable-County	255,109,290	Surplus Dec. 31, 1990	793,070.61
		State Equalized Valuation	280,046,869	Total	2,562,507.29
		State Equalization Ratio	36.02		

0406

Population 1980 5,348  
 Population 1990 5,466  
 S & P Rating  
 Moody Rating AAA

General Tax Rate Per \$100. 6.68  
 State Equalized Tax Rate 2.36

BERLIN TOWNSHIP - CAMDEN COUNTY  
 Form of Government  
 Small Municipality Plan A (OMCL 50)  
 Number of Members - 5

PER CAPITA:  
 Grass Debt 741.13  
 Net Debt 692.17  
 Debt Service 92.13  
 Total Tax Levy 1,102.50  
 Municipal Expenditures 618.18

PER CENT:  
 Gross Debt 1.97  
 Net Debt 1.84  
 Tax Levy Collected 95.65  
 Tax Levy Cancelled, Abated or Adjusted .02

EXPENDITURES		REVENUES-REALIZED		1990 PROPERTY TAX	
<b>GENERAL GOVERNMENT</b>				<b>STATE EQUALIZED TAX RATE</b>	
Governing Body & Public Boards		1990 Property Taxes Collected	5,766,882.10	Local District School Taxes	1,390,037.00
Municipal Clerk		1990 Payments in Lieu of Taxes		Regional & Consolidated School Tax	1,256,463.93
Financial Administration	50,835.00	Delinquent Tax & Lien Collections	108,951.67	School Taxes in Municipal Budget	
Assessment of Taxes	135,030.00	Business Personalty Replacement Taxes	14,136.48	County Taxes	2,042,492.37
Collection of Taxes	49,586.00	Taxes from Public Utilities	1,116,455.00	County Library Taxes	55,118.95
Planning, Housing & Development	15,000.00	Other Miscellaneous Tax Revenues		Local Municipal Purpose Taxes	1,031,297.00
Human Resources	50,015.00	State Aid Revenues	51,756.14	Veteran & Senior Citizen Taxes	62,650.00
Elections	3,350.00	Federal Aid Revenues		Total Taxes for Rate Computation	5,838,059.25
General Administration (other)	329,165.23	State and Local Fiscal Assistance Act Utilized		Special District Taxes	147,000.00
<b>JUDICIARY</b>		Sale of Acquired Property		Bank Corp. Taxes	
Municipal Courts	60,269.00	Other Miscellaneous Revenues	949,454.11	Added and Omitted Taxes	103,837.02
<b>PUBLIC SAFETY</b>		Total	8,007,635.50	Total Taxes Levied - ABSTRACT	6,026,246.27
Fire Protection	4,011.00	Prior Years Surplus Appropriated	102,000.00	Total Taxes Billed	6,029,403.28
Police Protection	611,052.62	REVENUES TOTAL	8,109,635.50	1990 TAXES COLLECTED	5,766,882.10
Civil Defense & Disaster Control	2,200.00	Reserve For Uncollected Taxes	169,162.13	1990 Taxes Cancelled, Abated or Adjusted	945.30
Environmental Inspection & Control	55,050.00	CAPITAL OUTLAY TOTAL	577,659.88	Transfer to Tax Title Liens or Foreclosed	6,558.96
Other Public Safety				Balance Outstanding Dec. 31, 1990	255,016.92
<b>PUBLIC WORKS</b>				<b>PRIOR YEARS TAXES OUTSTANDING</b>	
Streets and Drainage	279,072.82	Public Enterprises		Balance January 1, 1990	109,916.34
Sewers and Sewage Processing		Recreation-Culture	218,497.75	Collected in 1990	108,951.67
Garbage and Trash Disposal	374,478.75	Public Works	235,924.07	Cancelled, Abated or Adjusted 1990	24.83
Public Buildings and Grounds	86,920.00	Buildings and Grounds	123,238.06	Transfers to Tax Title Liens or Foreclosed	
Other Public Works		Library and Education		Balance December 31, 1990	939.84
<b>HEALTH and WELFARE</b>		Conservation		<b>TAX TITLE LIENS OUTSTANDING</b>	
Health Services Except Environmental	1,187.00	All Other		Balance January 1, 1990	61,549.99
Welfare-Public Assistance	14,266.00			Transfer From Taxes	6,558.96
Hospital, Clinics, First Aid				Redeemed in 1990	
Animal, Insect, & Rodent Control				Cancelled, Abated or Adjusted (1990)	
Other Welfare Services				Transfers to Foreclosed Property	
<b>RECREATION and CONSERVATION</b>				Balance December 31, 1990	68,108.95
Beaches and Boardwalks				<b>PROPERTY ACQUIRED BY DEED OR FORECLOSURE</b>	
Parks, Playgrounds, Shade Trees	71,933.00			Balance January 1, 1990	24,680.00
Land Reclamation & Conservation	100.00			Transfers From Taxes or Liens	
Other Recreational Services	10,766.00			Sale for Cash (1990)	
<b>EDUCATION (excluding schools)</b>				Cancelled, Abated or Adjusted (1990)	
Libraries	6,109.00			Balance December 31, 1990	24,680.00
Other Educational Services				<b>CURRENT FINANCES DECEMBER 31, 1990</b>	
<b>STATUTORY EXPENDITURES</b>				<b>ASSETS</b>	
Pensions & F. I. C. A.	209,897.94			Cash Dec. 31, 1990	527,291.12
Employee Fringe Benefits	223,500.00			Taxes Receivable	255,956.76
Other Statutory Expenditures	2,000.00			Tax Title Liens	68,108.95
CETA And Other Public Employment Programs				Foreclosed Property	24,680.00
<b>MUNICIPAL FUNCTIONS</b>				Emergencies & Other Deferred Charges	172,075.03
CAPITAL IMPROVEMENTS	2,645,794.36			State and Federal Aid Receivable	150,296.75
<b>DEBT SERVICE</b>				Other Receivables	68,233.39
Principal Payments	230,104.69			Total	1,266,642.00
Interest Payments	273,471.71			<b>LIABILITIES, RESERVES, AND SURPLUS</b>	
<b>DEFERRED CHARGES</b>				Cash Liabilities	527,890.62
SCHOOL, COUNTY, SPECIAL DISTRICT TAXES	60,438.90			Reserves for Receivables	414,729.10
RESERVE FOR UNCOLLECTED TAXES	4,891,112.25			Surplus Dec. 31, 1990	324,022.23
EXPENDITURES TOTAL	8,270,084.04			Total	1,266,642.00



1802  
 Population 1980 12,920  
 Population 1990 17,199  
 S & P Rating AA-  
 Moody Rating AA  
 General Tax Rate Per \$100. 1.53  
 State Equalized Tax Rate 1.48

**BERNARDS TOWNSHIP - SOMERSET CO.**  
 Form of Government  
 Township Committee  
 Number of Members - 5

PER CAPITA:  
 Gross Debt 1,645.97  
 Net Debt 1,095.37  
 Debt Service 155.99  
 Total Tax Levy 2,031.25  
 Municipal Expenditures 854.78  
 PER CENT:  
 Gross Debt 1.28  
 Net Debt .85  
 Tax Levy Collected 96.47  
 Tax Levy Cancelled, Abated or Adjusted .43

EXPENDITURES		REVENUES-REALIZED		1990 PROPERTY TAX	
GENERAL GOVERNMENT		1990 Property Taxes Collected		STATE EQUALIZED TAX RATE	
Governing Body & Public Boards		1990 Payments in Lieu of Taxes		Local District School Taxes	.68
Municipal Clerk		Delinquent Tax & Lien Collections		Regional & Consolidated School Tax	
Financial Administration	240,598.00	Business Personalty Replacement Taxes		School Taxes in Municipal Budget	
Assessment of Taxes	185,968.00	Taxes from Public Utilities		County Taxes	.42 *
Collection of Taxes	152,978.00	Other Miscellaneous Tax Revenues		County Library Taxes	
Planning, Housing & Development	225,375.00	State Aid Revenues	131,612.05	Local Municipal Purpose Taxes	.38
Human Resources	72,373.50	Federal Aid Revenues		Veteran & Senior Citizen Taxes	
Elections	5,950.00	State and Local Fiscal Assistance Act Utilized		Total Taxes for Rate Computation	1.48
General Administration (other)	1,700,717.00	Sole of Acquired Property		Special District Taxes	
JUDICIARY		Other Miscellaneous Revenues	2,443,900.32	Bank Corp. Taxes	
Municipal Courts	203,024.23	Total	38,692,697.88	Added and Omitted Taxes	
PUBLIC SAFETY		Prior Years Surplus Appropriated	2,738,901.60	Total Taxes Levied - ABSTRACT	199,410.35
Fire Protection	247,046.70	REVENUES TOTAL	41,431,599.48	Total Taxes Billed	34,935,422.33
Police Protection	1,695,611.00	Reserve For Uncollected Taxes	1,107,115.31	1990 TAXES COLLECTED	33,850,641.60
Civil Defense & Disaster Control	6,600.00	CAPITAL OUTLAY TOTAL	2,625,119.21	1990 Taxes Cancelled, Abated or Adjusted	150,766.54
Environmental Inspection & Control	461,672.00	Public Enterprises		Transfer to Tax Title Liens or Foreclosed	8,125.83
Other Public Safety		Recreation-Culture	89,326.29	Balance Outstanding Dec. 31, 1990	1,078,079.29
PUBLIC WORKS		Public Works	782,950.10	PRIOR YEARS TAXES OUTSTANDING	
Streets and Drainage	1,303,713.00	Buildings and Grounds	1,634,099.85	Balance January 1, 1990	766,514.56
Sewers and Sewage Processing	264,383.49	Library and Education	118,742.97	Collected in 1990	671,324.03
Gorbage and Trash Disposal	298,000.00	Conservation		Cancelled, Abated or Adjusted 1990	1,194.78
Public Buildings and Grounds	739,634.00	All Other		Transfers to Tax Title Liens or Foreclosed	
Other Public Works		CAPITAL DEBT AUTHORIZED, DECEMBER 31, 1990		Balance December 31, 1990	93,995.75
HEALTH and WELFARE		ISSUED AND UNISSUED		TAX TITLE LIENS OUTSTANDING	
Health Services Except Environmental	397,649.00	School	9,292,000.00	Balance January 1, 1990	48,503.77
Welfare-Public Assistance	31,200.00	Self-Liquidating	19,017,112	Transfer From Taxes	8,125.83
Hospital, Clinics, First Aid		Other	28,309,112	Redeemed in 1990	
Animal, Insect, & Rodent Control	27,645.00	Total	18,839,349	Cancelled, Abated or Adjusted (1990)	
Other Welfare Services		ISSUED AND OUTSTANDING		Transfers to Foreclosed Property	
RECREATION and CONSERVATION		School	9,292,000.00	Balance December 31, 1990	56,629.60
Beaches and Boardwalks		Self-Liquidating	19,017,112.00	PROPERTY ACQUIRED BY DEED OR FORECLOSURE	
Parks, Playgrounds, Shade Trees	32,520.00	Other	28,309,112.00	Balance January 1, 1990	89,900.00
Land Reclamation & Conservation	2,800.00	EQUALIZED VALUATION BASIS		Transfers From Taxes or Liens	
Other Recreational Services	374,730.00	FOR NET DEBT COMPUTATION	2,206,262,085	Sole for Cosh (1990)	
EDUCATION (excluding schools)		REAL PROPERTY VALUATIONS		Cancelled, Abated or Adjusted (1990)	
Libraries	822,039.00	Code Class # of Parcels % VAL'N		Balance December 31, 1990	89,900.00
Other Educational Services	150,000.00	1 Vacant Land 998 4.07		CURRENT FINANCES DECEMBER 31, 1990	
STATUTORY EXPENDITURES		2 Residential 7477 71.21		ASSETS	
Pensions & F. I. C. A.	626,026.20	3 Farm 139 .62		Cosh Dec. 31, 1990	4,900,811.96
Employee Fringe Benefits	575,826.00	4a Commercial 122 23.86		Taxes Receivable	1,172,075.04
Other Statutory Expenditures		4b Industrial 6 .25		Tax Title Liens	56,629.60
CETA And Other Public Employment Programs		4c Apartments		Foreclosed Property	89,900.00
MUNICIPAL FUNCTIONS TOTAL	10,851,139.72	Total 8742		Emergencies & Other Deferred Charges	120,000.00
CAPITAL IMPROVEMENTS *MEMO*	736,660.00	Land Area 24.95 Sq. Miles		State and Federal Aid Receivable	26,118.00
DEBT SERVICE		Net Valuation Taxable-Municipal	2,279,763,500	Other Receivables	63,147.31
Principal Payments	1,404,216.00	Net Valuation Taxable-County	2,315,193,530	Total	6,428,681.91
Interest Payments	1,273,733.17	State Equalized Valuation	2,350,379,706	LIABILITIES, RESERVES, AND SURPLUS	
DEFERRED CHARGES	80,071.81	State Equalization Ratio	96.98	Cash Liabilities	1,860,628.30
SCHOOL, COUNTY, SPECIAL DISTRICT TAXES	25,876,146.75			Reserves for Receivables	1,381,751.95
RESERVE FOR UNCOLLECTED TAXES	1,107,116.31			Surplus Dec. 31, 1990	3,186,301.66
EXPENDITURES TOTAL	40,577,473.76			Total	6,428,681.91

\*Includes County Health Service Taxes, County Vocational School Taxes, or County Open Space Tax. See Table 13.



1803		
Population 1980	6,715	
Population 1990	6,597	
S & P Rating		1.30
Moody Rating		State Equalized Tax Rate 1.36

General Tax Rate Per \$100.

State Equalized Tax Rate

**BERNARDSVILLE BORO. - SOMERSET CO.**  
**Form of Government**  
**Borough Council**  
**Number of Members - 6**

PER CAPITA:		PER CENT:	
Gross Debt	2,709.72	Gross Debt	1.66
Net Debt	1,846.27	Net Debt	1.13
Debt Service	45.63	Tax Levy Collected	95.76
Total Tax Levy	2,320.35	Tax Levy Cancelled, Abated or Adjusted	.55
Municipal Expenditures	804.27		

EXPENDITURES		REVENUES-REALIZED		1990 PROPERTY TAX	
<b>GENERAL GOVERNMENT</b>				<b>STATE EQUALIZED TAX RATE</b>	
Governing Body & Public Boards		1990 Property Taxes Collected	14,761,639.58	Local District School Taxes	7,636,364.50
Municipal Clerk		1990 Payments in Lieu of Taxes		Regional & Consolidated School Tax	
Financial Administration	51,276.00	Delinquent Tax & Lien Collections	453,341.15	School Taxes in Municipal Budget	
Assessment of Taxes	53,368.00	Business Personalty Replacement Taxes	84,377.08	County Taxes	4,749,683.89
Collection of Taxes	50,834.00	Taxes from Public Utilities	579,630.00	County Library Taxes	
Planning, Housing & Development	36,015.00	Other Miscellaneous Tax Revenues		Local Municipal Purpose Taxes	2,849,334.99
Human Resources	30,847.54	State Aid Revenues	34,016.04	Veteran & Senior Citizen Taxes	38,650.00
Elections		Federal Aid Revenues		Total Taxes for Rate Computation	15,274,533.37
General Administration (other)	690,149.56	State and Local Fiscal Assistance Act Utilized		Special District Taxes	
<b>JUDICIARY</b>		Sale of Acquired Property		Bank Corp. Taxes	
Municipal Courts	39,850.73	Other Miscellaneous Revenues	934,448.21	Added and Omitted Taxes	71,433.47
<b>PUBLIC SAFETY</b>		Total	16,847,452.06	Total Taxes Levied - ABSTRACT	15,307,316.84
Fire Protection	62,624.80	Prior Years Surplus Appropriated	990,000.00	Total Taxes Billed	15,415,820.50
Police Protection	862,756.74	REVENUES TOTAL	17,837,452.06	1990 TAXES COLLECTED	14,761,639.58
Civil Defense & Disaster Control	4,025.00	Reserve For Uncollected Taxes	1,129,725.46	1990 Taxes Cancelled, Abated or Adjusted	84,246.48
Environmental Inspection & Control	82,171.00	<b>CAPITAL OUTLAY TOTAL</b>	4,945,439.92	Transfer to Tax Title Liens or Foreclosed	31,601.96
Other Public Safety				Balance Outstanding Dec. 31, 1990	538,332.43
<b>PUBLIC WORKS</b>				<b>PRIOR YEARS TAXES OUTSTANDING</b>	
Streets and Drainage	473,833.00	Public Enterprises		Balance January 1, 1990	431,422.16
Sewers and Sewage Processing	237,953.00	Recreation-Culture	7,022.64	Collected in 1990	425,244.07
Garbage and Trash Disposal	79,603.00	Public Works	4,670,018.01	Cancelled, Abated or Adjusted 1990	710.83
Public Buildings and Grounds	52,156.00	Buildings and Grounds	268,399.27	Transfers to Tax Title Liens or Foreclosed	5,467.26
Other Public Works		Library and Education		Balance December 31, 1990	
<b>HEALTH and WELFARE</b>		Conservation		<b>TAX TITLE LIENS OUTSTANDING</b>	
Health Services Except Environmental	45,246.00	All Other		Balance January 1, 1990	53,824.60
Welfare-Public Assistance	12,666.00	<b>CAPITAL DEBT AUTHORIZED, DECEMBER 31, 1990</b>		Transfer From Taxes	37,980.62
Hospital, Clinics, First Aid		ISSUED AND UNISSUED		Redeemed in 1990	28,097.08
Animal, Insect, & Rodent Control	15,156.00	School	5,369,000	Cancelled, Abated or Adjusted (1990)	
Other Welfare Services		Self-Liquidating		Transfers to Foreclosed Property	
<b>RECREATION and CONSERVATION</b>		Other	12,506,991	Balance December 31, 1990	63,708.14
Beaches and Boardwalks		Total	17,875,991	<b>PROPERTY ACQUIRED BY DEED OR FORECLOSURE</b>	
Parks, Playgrounds, Shade Trees	10,000.00			Balance January 1, 1990	13,100.00
Land Reclamation & Conservation	19,480.57	ISSUED AND OUTSTANDING		Transfers From Taxes or Liens	
Other Recreational Services	69,756.50	School	5,369,000.00	Sole for Cash (1990)	
<b>EDUCATION (excluding schools)</b>		Self-Liquidating		Cancelled, Abated or Adjusted (1990)	
Libraries	319,805.80	Other	10,856,991.77	Balance December 31, 1990	13,100.00
Other Educational Services		Total	16,225,991.77	<b>CURRENT FINANCES DECEMBER 31, 1990</b>	
<b>STATUTORY EXPENDITURES</b>		EQUALIZED VALUATION BASIS		<b>ASSETS</b>	
Pensions & F. L. C. A.	273,532.25	FOR NET DEBT COMPUTATION	1,078,801,735	Cash Dec. 31, 1990	2,727,476.83
Employee Fringe Benefits	159,325.00	<b>REAL PROPERTY VALUATIONS</b>		Taxes Receivable	538,332.48
Other Statutory Expenditures	13,797.00	Code Class # of Parcels % VAL'N	ASSESSED VALUATION	Tax Title Liens	63,708.14
<b>CETA And Other Public Employment Programs</b>		1 Vacant Land 220 5.16	60,282,400.00	Foreclosed Property	13,100.00
<b>MUNICIPAL FUNCTIONS TOTAL</b>	3,751,238.49	2 Residential 2204 82.45	964,070,500.00	Emergencies & Other Deferred Charges	101,214.76
<b>CAPITAL IMPROVEMENTS *MEMO*</b>	184,500.00	3 Farm 48 1.50	17,583,100.00	State and Federal Aid Receivable	4,049.59
<b>DEBT SERVICE</b>		4a Commercial 144 9.51	111,233,000.00	Other Receivables	
Principal Payments	46,388.23	4b Industrial 2 1.02	11,943,300.00	Total	3,447,881.80
Interest Payments	254,628.57	4c Apartments 5 .36	4,193,400.00	<b>LIABILITIES, RESERVES, AND SURPLUS</b>	
		Total 2623	1,169,305,700.00	Cash Liabilities	738,938.97
<b>DEFERRED CHARGES</b>	123,773.92	Land Area 12.85 Sq. Miles		Reserves for Receivables	615,140.62
<b>SCHOOL, COUNTY, SPECIAL DISTRICT TAXES</b>	12,386,548.38	Net Valuation Taxable-Municipal	1,180,337,464	Surplus Dec. 31, 1990	2,093,802.21
<b>RESERVE FOR UNCOLLECTED TAXES</b>	1,129,725.46	Net Valuation Taxable-County	1,121,653,806	Total	3,447,881.80
<b>EXPENDITURES TOTAL</b>	17,692,303.05	State Equalized Valuation	1,131,496,710		
		State Equalization Ratio	104.37		

1002  
Population 1980 3,045  
Population 1990 3,104  
S & P Rating  
Moody Rating

General Tax Rate Per \$100. 3.59  
State Equalized Tax Rate 1.34

BETHLEHEM TOWNSHIP - HUNTERDON CO.  
Form of Government  
Township Committee  
Number of Members - 3

PER CAPITA:  
Gross Debt 503.00  
Net Debt  
Debt Service  
Total Tax Levy 1,502.96  
Municipal Expenditures 460.29  
PER CENT:  
Gross Debt .65  
Net Debt  
Tax Levy Collected 91.87  
Tax Levy Cancelled, Abated or Adjusted .23

EXPENDITURES		REVENUES-REALIZED		1990 PROPERTY TAX	
GENERAL GOVERNMENT		1990 Property Taxes Collected		STATE EQUALIZED TAX RATE	
Governing Body & Public Boards		4,394,578.40		Local District School Taxes	2,368,008.00
Municipal Clerk				Regional & Consolidated School Tax	1,243,806.55
Financial Administration	32,670.00	1990 Payments in Lieu of Taxes		School Taxes in Municipal Budget	
Assessment of Taxes	16,350.00	Delinquent Tax & Lien Collections		County Taxes	808,145.97
Collection of Taxes	20,446.00	Business Personalty Replacement Taxes		County Library Taxes	52,312.93
Planning, Housing & Development	49,739.00	Taxes from Public Utilities		Local Municipal Purpose Taxes	165,555.25
Human Resources		Other Miscellaneous Tax Revenues		Veteran & Senior Citizen Taxes	17,500.00
Elections	1,600.00	State Aid Revenues		Total Taxes for Rate Computation	4,655,328.70
General Administration (other)	227,346.34	Federal Aid Revenues		Special District Taxes	
JUDICIARY		State and Local Fiscal Assistance Act Utilized		Bank Corp. Taxes	
Municipal Courts	37,699.80	Sale of Acquired Property		Added and Omitted Taxes	27,359.23
PUBLIC SAFETY		Other Miscellaneous Revenues		Total Taxes Levied - ABSTRACT	4,665,187.93
Fire Protection		Total		Total Taxes Billed	4,783,648.98
Police Protection	18,900.00	Prior Years Surplus Appropriated		1990 TAXES COLLECTED	4,394,578.40
Civil Defense & Disaster Control		REVENUES TOTAL		1990 Taxes Cancelled, Abated or Adjusted	10,826.54
Environmental Inspection & Control		Reserve For Uncollected Taxes		Transfer to Tax Title Liens or Foreclosed	18,747.78
Other Public Safety	44,310.00	CAPITAL OUTLAY TOTAL		Balance Outstanding Dec. 31, 1990	359,496.26
PUBLIC WORKS		Public Enterprises		PRIOR YEARS TAXES OUTSTANDING	
Streets and Drainage	332,774.66	Recreation-Culture		Balance January 1, 1990	355,930.70
Sewers and Sewage Processing		Public Works		Collected in 1990	328,286.65
Garbage and Trash Disposal	25,000.00	Buildings and Grounds		Cancelled, Abated or Adjusted 1990	74.53
Public Buildings and Grounds	10,575.00	Library and Education		Transfers to Tax Title Liens or Foreclosed	10,086.44
Other Public Works		Conservation		Balance December 31, 1990	17,483.08
HEALTH and WELFARE		All Other		TAX TITLE LIENS OUTSTANDING	
Health Services Except Environmental	3,700.00	CAPITAL DEBT AUTHORIZED, DECEMBER 31, 1990		Balance January 1, 1990	226,705.03
Welfare-Public Assistance	1,900.00	ISSUED AND UNISSUED		Transfer From Taxes	30,871.87
Hospital, Clinics, First Aid		GROSS DEBT		Redeemed in 1990	145,834.29
Animal, Insect, & Rodent Control	49,795.00	NET DEBT		Cancelled, Abated or Adjusted (1990)	
Other Welfare Services		Total		Transfers to Foreclosed Property	
RECREATION and CONSERVATION		ISSUED AND OUTSTANDING		Balance December 31, 1990	111,742.61
Beaches and Boardwalks		School		PROPERTY ACQUIRED BY DEED OR	
Parks, Playgrounds, Shade Trees		Self-Liquidating		FORECLOSURE	
Land Reclamation & Conservation	10,750.00	Other		Balance January 1, 1990	
Other Recreational Services	10,000.00	Total		Transfers From Taxes or Liens	
EDUCATION (excluding schaaIs)		EQUALIZED VALUATION BASIS		Sale for Cash (1990)	
Libraries		FOR NET DEBT COMPUTATION		Cancelled, Abated or Adjusted (1990)	
Other Educational Services	200.00	REAL PROPERTY VALUATIONS		Balance December 31, 1990	
STATUTORY EXPENDITURES		Code Class # of Parcels % VAL'N		CURRENT FINANCES DECEMBER 31, 1990	
Pensions & F. I. C. A.	32,301.00	ASSESSED VALUATION		ASSETS	
Employee Fringe Benefits	12,500.00	1 Vacant Land 268 6.70		Cash Dec. 31, 1990	2,675,080.58
Other Statutory Expenditures	2,800.00	2 Residential 915 75.68		Taxes Receivable	376,979.34
CETA And Other Public Employment Programs		3 Farm 339 10.82		Tax Title Liens	111,742.61
MUNICIPAL FUNCTIONS TOTAL	941,356.80	4a Commercial 17 4.19		Foreclosed Property	
CAPITAL IMPROVEMENTS *MEMO*		4b Industrial 6 2.63		Emergencies & Other Deferred Charges	118,316.52
DEBT SERVICE		4c Apartments		State and Federal Aid Receivable	
Principal Payments		Total 1545		Other Receivables	70,063.97
Interest Payments		Land Area 20.60 Sq. Miles		Total	3,352,183.02
DEFERRED CHARGES	40,421.58	Net Valuation Taxable-Municipal		LIABILITIES, RESERVES, AND SURPLUS	
SCHOOL, COUNTY, SPECIAL DISTRICT TAXES	4,472,273.45	Net Valuation Taxable-County		Cash Liabilities	2,074,326.67
RESERVE FOR UNCOLLECTED TAXES	509,031.06	State Equalized Valuation		Reserves for Receivables	558,785.92
EXPENDITURES TOTAL	5,963,082.89	State Equalization Ratio		Surplus Dec. 31, 1990	719,070.43
				Total	3,352,183.02



0302

Population 1980 **2,919**  
 Population 1990 **2,973**  
 S & P Rating  
 Moody Rating

General Tax Rate Per \$100. **4.61**  
 State Equalized Tax Rate **2.49**

**BEVERLY CITY - BURLINGTON COUNTY**  
 Form of Government  
 Special Charter (P.L. 1857 c. 162)  
 Number of Members - 9

PER CAPITA:  
 Gross Debt **29.77**  
 Net Debt **29.77**  
 Debt Service **13.28**  
 Total Tax Levy **647.26**  
 Municipal Expenditures **368.72**

PER CENT:  
 Gross Debt **.13**  
 Net Debt **.13**  
 Tax Levy Collected **88.17**  
 Tax Levy Cancelled, Abated or Adjusted **.40**

EXPENDITURES		REVENUES-REALIZED		1990 PROPERTY TAX	
<b>GENERAL GOVERNMENT</b>				<b>STATE EQUALIZED TAX RATE</b>	
Governing Body & Public Boards		1990 Property Taxes Collected	<b>1,697,076.86</b>	Local District School Taxes	<b>1.17</b> 867,630.00
Municipal Clerk		1990 Payments in Lieu of Taxes		Regional & Consolidated School Tax	
Financial Administration	<b>18,776.00</b>	Delinquent Tax & Lien Collections	<b>201,798.33</b>	School Taxes in Municipal Budget	
Assessment of Taxes	<b>5,727.00</b>	Business Personalty Replacement Taxes	<b>23,660.36</b>	County Taxes	<b>.54</b> 402,992.18
Collection of Taxes	<b>9,829.00</b>	Taxes from Public Utilities	<b>152,446.00</b>	County Library Taxes	<b>.03</b> 23,154.64
Planning, Housing & Development	<b>4,638.00</b>	Other Miscellaneous Tax Revenues		Local Municipal Purpose Taxes	<b>.75</b> 552,137.00
Human Resources	<b>30,523.00</b>	State Aid Revenues	<b>81,937.00</b>	Veteran & Senior Citizen Taxes	
Elections		Federal Aid Revenues		Total Taxes for Rate Computation	<b>2.49</b> 1,876,963.82
General Administration (other)	<b>145,279.00</b>	State and Local Fiscal Assistance Act Utilized		Special District Taxes	76,236.00
<b>JUDICIARY</b>		Sale of Acquired Property		Bank Corp. Taxes	
Municipal Courts	<b>21,750.00</b>	Other Miscellaneous Revenues	<b>165,937.39</b>	Added and Omitted Taxes	2,147.77
<b>PUBLIC SAFETY</b>		Total	<b>2,322,855.94</b>	Total Taxes Levied - ABSTRACT	1,924,297.59
Fire Protection		Prior Years Surplus Appropriated	<b>170,639.00</b>	Total Taxes Billed	1,924,792.05
Police Protection	<b>199,731.00</b>	REVENUES TOTAL	<b>2,493,494.94</b>	1990 TAXES COLLECTED	1,697,076.86
Civil Defense & Disaster Control		Reserve For Uncollected Taxes	<b>250,000.00</b>	1990 Taxes Cancelled, Abated or Adjusted	7,775.28
Environmental Inspection & Control	<b>12,051.00</b>			Transfer to Tax Title Liens or Foreclosed	14,267.88
Other Public Safety		<b>CAPITAL OUTLAY TOTAL</b>	<b>179,275.90</b>	Balance Outstanding Dec. 31, 1990	205,672.03
<b>PUBLIC WORKS</b>				<b>PRIOR YEARS TAXES OUTSTANDING</b>	
Streets and Drainage	<b>90,861.90</b>	Public Enterprises		Balance January 1, 1990	225,709.85
Sewers and Sewage Processing		Recreation-Culture		Collected in 1990	199,954.55
Garbage and Trash Disposal	<b>89,000.00</b>	Public Works	<b>156,504.50</b>	Cancelled, Abated or Adjusted 1990	520.31
Public Buildings and Grounds	<b>35,000.00</b>	Buildings and Grounds	<b>22,711.40</b>	Transfers to Tax Title Liens or Foreclosed	
Other Public Works		Library and Education		Balance December 31, 1990	25,234.99
<b>HEALTH and WELFARE</b>		Conservation		<b>TAX TITLE LIENS OUTSTANDING</b>	
Health Services Except Environmental	<b>16,420.00</b>	All Other		Balance January 1, 1990	74,370.52
Welfare-Public Assistance	<b>26,565.04</b>			Transfer From Taxes	14,267.88
Hospital, Clinics, First Aid		<b>CAPITAL DEBT AUTHORIZED, DECEMBER 31, 1990</b>		Redeemed in 1990	1,343.78
Animal, Insect, & Rodent Control	<b>2,000.00</b>	<b>ISSUED AND UNISSUED</b>		Cancelled, Abated or Adjusted (1990)	
Other Welfare Services		School		Transfers to Foreclosed Property	
<b>RECREATION and CONSERVATION</b>		Self-Liquidating		Balance December 31, 1990	86,794.62
Beaches and Boardwalks		Other	<b>88,504</b>	<b>PROPERTY ACQUIRED BY DEED OR FORECLOSURE</b>	
Parks, Playgrounds, Shade Trees	<b>6,000.00</b>	Total	<b>88,504</b>	Balance January 1, 1990	17,250.00
Land Reclamation & Conservation		<b>ISSUED AND OUTSTANDING</b>		Transfers From Taxes or Liens	
Other Recreational Services	<b>3,072.10</b>	School		Sale for Cash (1990)	
<b>EDUCATION (excluding schools)</b>		Self-Liquidating		Cancelled, Abated or Adjusted (1990)	
Libraries	<b>2,000.00</b>	Other		Balance December 31, 1990	17,250.00
Other Educational Services		Total		<b>CURRENT FINANCES DECEMBER 31, 1990</b>	
<b>STATUTORY EXPENDITURES</b>		<b>EQUALIZED VALUATION BASIS</b>		<b>ASSETS</b>	
Pensions & F. I. C. A.	<b>53,091.67</b>	<b>FOR NET DEBT COMPUTATION</b>	<b>66,975,068</b>	Cash Dec. 31, 1990	647,422.90
Employee Fringe Benefits	<b>23,000.00</b>	<b>REAL PROPERTY VALUATIONS</b>		Taxes Receivable	230,907.02
Other Statutory Expenditures	<b>1,000.00</b>	<b>Code Class # of Parcels % VAL'N ASSESSED VALUATION</b>		Tax Title Liens	86,794.62
CETA And Other Public Employment Programs		1 Vacant Land 72 1.21 483,600.00		Foreclosed Property	17,250.00
<b>MUNICIPAL FUNCTIONS TOTAL</b>	<b>800,314.71</b>	2 Residential 847 86.08 34,341,105.00		Emergencies & Other Deferred Charges	3,327.47
<b>CAPITAL IMPROVEMENTS *MEMO*</b>	<b>6,000.00</b>	3 Farm 52 7.09 2,827,000.00		State and Federal Aid Receivable	10,837.69
<b>DEBT SERVICE</b>		4a Commercial 15 4.68 1,867,100.00		Other Receivables	66,073.10
Principal Payments	<b>36,400.00</b>	4b Industrial 5 .94 376,300.00		Total	1,062,612.89
Interest Payments	<b>3,073.05</b>	4c Apartments 991 39,895,105.00		<b>LIABILITIES, RESERVES, AND SURPLUS</b>	
<b>TYPE I SCHL DEBT *MEMO</b>	<b>16,380.00</b>	Total		Cash Liabilities	240,051.06
<b>DEFERRED CHARGES</b>	<b>6,425.64</b>	Land Area .54 Sq. Miles		Reserves for Receivables	401,024.74
SCHOOL, COUNTY, SPECIAL DISTRICT TAXES	<b>1,370,012.82</b>	Net Valuation Taxable-Municipal	<b>40,021,735</b>	Surplus Dec. 31, 1990	421,537.00
RESERVE FOR UNCOLLECTED TAXES	<b>250,000.00</b>	Net Valuation Taxable-County	<b>69,155,230</b>		
<b>EXPENDITURES TOTAL</b>	<b>2,466,226.22</b>	State Equalized Valuation	<b>73,842,641</b>		
		State Equalization Ratio	<b>54.12</b>		



2104

Population 1980 4,360  
 Population 1990 5,331  
 S & P Rating  
 Moody Rating

General Tax Rate Per \$100. 2.15  
 State Equalized Tax Rate 1.41

**BLAIRSTOWN TOWNSHIP - WARREN CO.**  
 Form of Government  
 Township Committee  
 Number of Members - 5

PER CAPITA:  
 Gross Debt 723.06 Gross Debt .95  
 Net Debt 234.48 Net Debt .31  
 Debt Service 14.51 Tax Levy Collected 93.32  
 Total Tax Levy 1,129.70 Tax Levy Cancelled, Abated  
 Municipal Expenditures 724.44 or Adjusted .05

EXPENDITURES		REVENUES-REALIZED		1990 PROPERTY TAX	
<b>GENERAL GOVERNMENT</b>				<b>STATE EQUALIZED TAX RATE</b>	
Governing Body & Public Boards		1990 Property Taxes Collected	5,641,694.83	Local District School Taxes	.36 1,540,697.00
Municipal Clerk		1990 Payments in Lieu of Taxes		Regional & Consolidated School Tax	.41 1,752,029.66
Financial Administration	69,451.00	Delinquent Tax & Lien Collections	260,447.93	School Taxes in Municipal Budget	
Assessment of Taxes	43,165.90	Business Personalty Replacement Taxes	31,835.08	County Taxes	.60 2,569,931.97
Collection of Taxes	21,301.05	Taxes from Public Utilities	2,879,591.00	County Library Taxes	.03 127,548.53
Planning, Housing & Development	81,105.00	Other Miscellaneous Tax Revenues		Local Municipal Purpose Taxes	
Human Resources		State Aid Revenues	4,281.45	Veteran & Senior Citizen Taxes	
Elections		Federal Aid Revenues		Total Taxes for Rate Computation	1.40 6,036,807.16
General Administration (other)	286,753.12	State and Local Fiscal Assistance Act Utilized		Special District Taxes	
<b>JUDICIARY</b>		Sale of Acquired Property		Bank Corp. Taxes	
Municipal Courts	27,659.00	Other Miscellaneous Revenues	656,994.79	Added and Omitted Taxes	32,248.29
<b>PUBLIC SAFETY</b>		Total	9,474,845.08	Total Taxes Levied - ABSTRACT	6,022,455.45
Fire Protection	31,527.67	Prior Years Surplus Appropriated	154,283.00	Total Taxes Billed	6,045,419.60
Police Protection	384,700.15	<b>REVENUES</b>	9,629,128.08	<b>1990 TAXES COLLECTED</b>	5,641,694.83
Civil Defense & Disaster Control	5,800.00	Reserve For Uncollected Taxes	350,000.00	1990 Taxes Cancelled, Abated or Adjusted	2,956.63
Environmental Inspection & Control	48,513.00	<b>CAPITAL OUTLAY</b>	387,475.66	Transfer to Tax Title Liens or Foreclosed	11,353.60
Other Public Safety		<b>TOTAL</b>		Balance Outstanding Dec. 31, 1990	339,414.54
<b>PUBLIC WORKS</b>				<b>PRIOR YEARS TAXES OUTSTANDING</b>	
Streets and Drainage	371,906.00	Public Enterprises		Balance January 1, 1990	262,784.09
Sewers and Sewage Processing	3,700.00	Recreation-Culture		Collected in 1990	256,974.80
Garbage and Trash Disposal	28,000.00	Public Works	248,001.92	Cancelled, Abated or Adjusted 1990	69.17
Public Buildings and Grounds	73,485.00	Buildings and Grounds	139,473.74	Transfers to Tax Title Liens or Foreclosed	1,343.24
Other Public Works		Library and Education		Balance December 31, 1990	4,396.88
<b>HEALTH and WELFARE</b>		Conservation		<b>TAX TITLE LIENS OUTSTANDING</b>	
Health Services Except Environmental	4,035.00	All Other		Balance January 1, 1990	15,498.87
Welfare-Public Assistance	10,670.00	<b>CAPITAL DEBT AUTHORIZED, DECEMBER 31, 1990</b>		Transfer From Taxes	12,931.66
Hospital, Clinics, First Aid		<b>ISSUED AND UNISSUED</b>		Redeemed in 1990	3,473.13
Animal, Insect, & Rodent Control	19,771.75	School	2,604,616	Cancelled, Abated or Adjusted (1990)	1,204.80
Other Welfare Services		Self-Liquidating		Transfers to Foreclosed Property	
<b>RECREATION and CONSERVATION</b>		Other	1,250,000	Balance December 31, 1990	23,752.60
Beaches and Boardwalks		Total	3,854,616	<b>PROPERTY ACQUIRED BY DEED OR FORECLOSURE</b>	
Parks, Playgrounds, Shade Trees		<b>ISSUED AND OUTSTANDING</b>		Balance January 1, 1990	
Land Reclamation & Conservation	1,757.37	School	2,604,616.13	Transfers From Taxes or Liens	
Other Recreational Services	62,709.15	Self-Liquidating		Sole for Cash (1990)	
<b>EDUCATION (excluding schools)</b>		Other	1,250,000.00	Cancelled, Abated or Adjusted (1990)	
Libraries	10,000.00	Total	3,854,616.13	Balance December 31, 1990	
Other Educational Services	656,498.00	<b>EQUALIZED VALUATION BASIS</b>		<b>CURRENT FINANCES DECEMBER 31, 1990</b>	
<b>STATUTORY EXPENDITURES</b>		<b>FOR NET DEBT COMPUTATION</b>	404,495.271	<b>ASSETS</b>	
Pensions & F. I. C. A.	93,709.44	<b>REAL PROPERTY VALUATIONS</b>		Cash Dec. 31, 1990	6,771,882.07
Employee Fringe Benefits	94,169.39	Code Class # of Parcels % VAL'N		Taxes Receivable	393,811.42
Other Statutory Expenditures	1,000.00	1 Vacant Land 469 6.39	19,197,925.00	Tax Title Liens	23,752.60
<b>CETA And Other Public Employment Programs</b>		2 Residential 1593 76.39	214,194,450.00	Foreclosed Property	
<b>MUNICIPAL FUNCTIONS</b>		3 Farm 316 6.67	12,603,128.00	Emergencies & Other Deferred Charges	25,000.00
<b>CAPITAL IMPROVEMENTS</b>	<b>*MEMO*</b>	4a Commercial 102 7.57	21,077,350.00	State and Federal Aid Receivable	
<b>DEBT SERVICE</b>		4b Industrial 14 1.98	5,504,700.00	Other Receivables	25,430.56
Principal Payments		4c Apartments		Total	7,239,876.65
Interest Payments	77,375.00	Total	278,577,553.00	<b>LIABILITIES, RESERVES, AND SURPLUS</b>	
<b>DEFERRED CHARGES</b>	1,003,249.00	Land Area 30.90 Sq. Miles		Cash Liabilities	3,452,665.34
<b>SCHOOL, COUNTY, SPECIAL DISTRICT TAXES</b>	5,990,207.16	Net Valuation Taxable-Municipal	279,687,003	Reserves for Receivables	442,994.58
<b>RESERVE FOR UNCOLLECTED TAXES</b>	350,000.00	Net Valuation Taxable-County	431,441,099	Surplus Dec. 31, 1990	3,344,216.73
<b>EXPENDITURES</b>	<b>TOTAL</b>	State Equalized Valuation	425,705,629	Total	7,239,876.65
		State Equalization Ratio	65.61		

0702

Population 1980 47,792  
 Population 1990 45,061  
 S & P Rating  
 Moody Rating AA

General Tax Rate Per \$100. 13.62  
 State Equalized Tax Rate 2.41

BLOOMFIELD TOWNSHIP - ESSEX COUNTY  
 Form of Government  
 Special Charter (P.L. 1955 c. 201)  
 Number of Members - 7

PER CAPITA:  
 Gross Debt 322.03  
 Net Debt 216.63  
 Debt Service 25.65  
 Total Tax Levy 1,332.19  
 Municipal Expenditures 643.59

PER CENT:  
 Gross Debt .62  
 Net Debt .41  
 Tax Levy Collected 97.68  
 Tax Levy Cancelled, Abated or Adjusted .01

EXPENDITURES		REVENUES-REALIZED		1990 PROPERTY TAX	
GENERAL GOVERNMENT		1990 Property Taxes Collected		STATE EQUALIZED TAX RATE	
Governing Body & Public Boards	68,125.00	1990 Payments in Lieu of Taxes	58,648,044.23	Local District School Taxes	1.64
Municipal Clerk	123,300.00	Delinquent Tax & Lien Collections	95,328.45	Regional & Consolidated School Tax	
Financial Administration	247,650.00	Business Personalty Replacement Taxes	809,686.60	School Taxes in Municipal Budget	
Assessment of Taxes	772,350.00	Taxes from Public Utilities	1,039,063.12	County Taxes	.59
Collection of Taxes		Other Miscellaneous Tax Revenues	2,251,294.00	County Library Taxes	
Planning, Housing & Development	304,400.00	State Aid Revenues	1,543,279.10	Local Municipal Purpose Taxes	.78
Human Resources	989,998.50	Federal Aid Revenues	50,000.00	Veteran & Senior Citizen Taxes	
Elections		State and Local Fiscal Assistance Act Utilized		Total Taxes for Rate Computation	2.41
General Administration (other)	1,273,436.57	Sale of Acquired Property		Special District Taxes	
JUDICIARY		Other Miscellaneous Revenues	2,693,305.25	Bank Corp. Taxes	
Municipal Courts	184,350.00	Prior Years Surplus Appropriated	1,664,000.00	Added and Omitted Taxes	60,119.68
PUBLIC SAFETY		REVENUES TOTAL	68,799,000.75	Total Taxes Levied - ABSTRACT	60,029,353.21
Fire Protection	3,894,522.00	Reserve For Uncollected Taxes	2,040,339.32	Total Taxes Billed	60,042,763.12
Police Protection	4,801,318.55	CAPITAL OUTLAY TOTAL	3,733,400.43	1990 TAXES COLLECTED	58,648,044.23
Civil Defense & Disaster Control	21,800.00			1990 Taxes Cancelled, Abated or Adjusted	8,113.91
Environmental Inspection & Control	14,960.00			Transfer to Tax Title Liens or Foreclosed	53,316.18
Other Public Safety				Balance Outstanding Dec. 31, 1990	1,328,288.80
PUBLIC WORKS				PRIOR YEARS TAXES OUTSTANDING	
Streets and Drainage	947,640.00			Balance January 1, 1990	323,987.48
Sewers and Sewage Processing	1,436,450.00			Collected in 1990	794,585.31
Garbage and Trash Disposal	3,212,500.00			Cancelled, Abated or Adjusted 1990	6,492.25
Public Buildings and Grounds	498,950.00			Transfers to Tax Title Liens or Foreclosed	22,919.92
Other Public Works	279,800.00			Balance December 31, 1990	
HEALTH and WELFARE				TAX TITLE LIENS OUTSTANDING	
Health Services Except Environmental	673,757.00			Balance January 1, 1990	68,454.38
Welfare-Public Assistance	182,300.00			Transfer From Taxes	85,066.29
Hospital, Clinics, First Aid				Redeemed in 1990	15,101.29
Animal, Insect, & Rodent Control	62,350.00			Cancelled, Abated or Adjusted (1990)	6,792.77
Other Welfare Services				Transfers to Foreclosed Property	
RECREATION and CONSERVATION				Balance December 31, 1990	131,626.61
Beaches and Boardwalks				PROPERTY ACQUIRED BY DEED OR	
Parks, Playgrounds, Shade Trees	198,200.00			FORECLOSURE	
Land Reclamation & Conservation				Balance January 1, 1990	355,100.00
Other Recreational Services	472,950.00			Transfers From Taxes or Liens	
EDUCATION (excluding schools)				Sale for Cash (1990)	
Libraries	804,250.00			Cancelled, Abated or Adjusted (1990)	
Other Educational Services	7,450.00			Balance December 31, 1990	355,100.00
STATUTORY EXPENDITURES				CURRENT FINANCES DECEMBER 31, 1990	
Pensions & F. L. C. A.	2,255,125.00			ASSETS	
Employee Fringe Benefits	2,045,000.00			Cash Dec. 31, 1990	3,761,342.43
Other Statutory Expenditures	1,000.00			Taxes Receivable	1,328,288.80
CETA And Other Public Employment Programs				Tax Title Liens	131,626.61
MUNICIPAL FUNCTIONS				Foreclosed Property	355,100.00
CAPITAL IMPROVEMENTS	38,500.00			Emergencies & Other Deferred Charges	717,000.00
DEBT SERVICE				State and Federal Aid Receivable	
Principal Payments	665,000.00			Other Receivables	76,226.95
Interest Payments	490,711.75			Total	6,369,584.79
DEFERRED CHARGES	25,791.65			LIABILITIES, RESERVES, AND SURPLUS	
SCHOOL, COUNTY, SPECIAL DISTRICT TAXES	40,512,770.44			Cash Liabilities	2,848,349.15
RESERVE FOR UNCOLLECTED TAXES	2,040,339.32			Reserves for Receivables	1,891,242.36
EXPENDITURES TOTAL	69,513,545.78			Surplus Dec. 31, 1990	1,629,993.28
				Total	6,369,584.79



1601  
 Population 1980 7,867  
 Population 1990 7,530  
 S & P Rating  
 Moody Rating A  
 General Tax Rate Per \$100. 2.21  
 State Equalized Tax Rate 2.40

BLOOMINGDALE BOROUGH - PASSAIC CO.  
 Form of Government  
 Borough Council  
 Number of Members - 6

PER CAPITA:  
 Gross Debt 679.12  
 Net Debt 457.60  
 Debt Service 61.40  
 Total Tax Levy 1,407.25  
 Municipal Expenditures 560.30  
 PER CENT:  
 Gross Debt 1.21  
 Net Debt .81  
 Tax Levy Collected 95.36  
 Tax Levy Cancelled, Abated or Adjusted .28

EXPENDITURES		REVENUES-REALIZED		1990 PROPERTY TAX	
GENERAL GOVERNMENT		1990 Property Taxes Collected		STATE EQUALIZED TAX RATE	
Governing Body & Public Boards		1990 Payments in Lieu of Taxes	10,105,835.47	Local District School Taxes	1.31
Municipal Clerk		Delinquent Tax & Lien Collections	228,443.14	Regional & Consolidated School Tax	
Financial Administration	96,040.00	Business Personalty Replacement Taxes	66,231.64	School Taxes in Municipal Budget	
Assessment of Taxes	87,203.00	Taxes from Public Utilities	321,142.00	County Taxes	.42
Collection of Taxes	61,996.00	Other Miscellaneous Tax Revenues		County Library Taxes	
Planning, Housing & Development	40,750.00	State Aid Revenues	87,070.97	Local Municipal Purpose Taxes	.67
Human Resources	23,417.00	Federal Aid Revenues		Veteran & Senior Citizen Taxes	
Elections	2,250.00	State and Local Fiscal Assistance Act Utilized		Total Taxes for Rate Computation	2.40
General Administration (other)	424,899.00	Sale of Acquired Property		Special District Taxes	
JUDICIARY		Other Miscellaneous Revenues	549,605.37	Bank Corp. Taxes	
Municipal Courts	27,706.00	Total	11,358,328.59	Added and Omitted Taxes	23,022.64
PUBLIC SAFETY		Prior Years Surplus Appropriated	250,000.00	Total Taxes Levied - ABSTRACT	10,596,618.72
Fire Protection	37,775.00	REVENUES TOTAL	11,603,328.59	Total Taxes Billed	10,597,824.42
Police Protection	726,150.63	Reserve For Uncollected Taxes	411,350.57	1990 TAXES COLLECTED	10,105,835.47
Civil Defense & Disaster Control	900.00	CAPITAL OUTLAY TOTAL	494,272.75	1990 Taxes Cancelled, Abated or Adjusted	29,549.17
Environmental Inspection & Control	33,767.00			Transfer to Tax Title Liens or Foreclosed	23,702.25
Other Public Safety				Balance Outstanding Dec. 31, 1990	438,737.53
PUBLIC WORKS				PRIOR YEARS TAXES OUTSTANDING	
Streets and Drainage	549,169.00	Public Enterprises	78,835.26	Balance January 1, 1990	258,329.90
Sewers and Sewage Processing		Recreation-Culture		Collected in 1990	228,443.14
Garbage and Trash Disposal	295,030.00	Public Works	98,215.49	Cancelled, Abated or Adjusted 1990	21,980.20
Public Buildings and Grounds	15,000.00	Buildings and Grounds	317,222.00	Transfers to Tax Title Liens or Foreclosed	5,978.74
Other Public Works	50,060.49	Library and Education		Balance December 31, 1990	1,927.82
HEALTH and WELFARE		Conservation		TAX TITLE LIENS OUTSTANDING	
Health Services Except Environmental	73,638.00	All Other		Balance January 1, 1990	38,268.67
Welfare-Public Assistance	5,865.00	CAPITAL DEBT AUTHORIZED, DECEMBER 31, 1990		Transfer From Taxes	30,670.01
Hospital, Clinics, First Aid		ISSUED AND UNISSUED		Redeemed in 1990	
Animal, Insect, & Rodent Control		School	375,000	Cancelled, Abated or Adjusted (1990)	
Other Welfare Services		Self-Liquidating	1,293,000	Transfers to Foreclosed Property	
RECREATION and CONSERVATION		Other	3,445,750	Balance December 31, 1990	68,938.68
Beaches and Boardwalks		Total	5,113,750	PROPERTY ACQUIRED BY DEED OR	
Parks, Playgrounds, Shade Trees	4,000.00			FORECLOSURE	
Land Reclamation & Conservation	20,731.00	ISSUED AND OUTSTANDING		Balance January 1, 1990	1,908,200.00
Other Recreational Services	23,516.00	School	375,000.00	Transfers From Taxes or Liens	
EDUCATION (excluding schools)		Self-Liquidating	493,000.00	Sale for Cash (1990)	
Libraries	142,292.00	Other	3,086,000.00	Cancelled, Abated or Adjusted (1990)	
Other Educational Services		Total	3,954,000.00	Balance December 31, 1990	1,908,200.00
STATUTORY EXPENDITURES		EQUALIZED VALUATION BASIS		CURRENT FINANCES DECEMBER 31, 1990	
Pensions & F. I. C. A.	260,160.00	FOR NET DEBT COMPUTATION	423,058.076	ASSETS	
Employee Fringe Benefits	226,348.00	REAL PROPERTY VALUATIONS		Cash Dec. 31, 1990	1,345,735.16
Other Statutory Expenditures		Code Class # of Parcels % VAL'N	ASSESSED VALUATION	Taxes Receivable	440,665.35
CETA And Other Public Employment Programs		1 Vacant Land 217 4.72	22,517,400.00	Tax Title Liens	68,938.68
MUNICIPAL FUNCTIONS TOTAL	3,239,652.12	2 Residential 2387 84.95	405,621,800.00	Foreclosed Property	1,908,200.00
CAPITAL IMPROVEMENTS *MEMO*	44,900.00	3 Farm 8 .21	1,035,410.00	Emergencies & Other Deferred Charges	175,200.00
DEBT SERVICE		4a Commercial 97 7.01	33,469,200.00	State and Federal Aid Receivable	297.92
Principal Payments	188,693.00	4b Industrial 3 .11	505,200.00	Other Receivables	180,679.27
Interest Payments	273,617.38	4c Apartments 9 3.00	14,334,500.00	Total	4,119,716.38
DEFERRED CHARGES	106,760.00	Total 2721	477,483,510.00	LIABILITIES, RESERVES, AND SURPLUS	
SCHOOL, COUNTY, SPECIAL DISTRICT TAXES	7,619,596.08	Land Area 8.74 Sq. Miles		Cash Liabilities	1,120,774.13
RESERVE FOR UNCOLLECTED TAXES	411,350.57	Net Valuation Taxable-Municipal	478,497,818	Reserves for Receivables	2,598,483.30
EXPENDITURES TOTAL	11,838,669.15	Net Valuation Taxable-County	424,956,739	Surplus Dec. 31, 1990	400,458.95
		State Equalized Valuation	440,483,714	Total	4,119,716.38
		State Equalization Ratio	108.65		



1003

Population 1980 864  
 Population 1990 890  
 S & P Rating  
 Moody Rating

General Tax Rate Per \$100. 1.79  
 State Equalized Tax Rate 1.89

**BLOOMSBURY BOROUGH - HUNTERDON CO.**  
 Form of Government  
 Borough Council  
 Number of Members - 6

PER CAPITA:  
 Gross Debt 552.98  
 Net Debt 413.52  
 Debt Service 26.75  
 Total Tax Levy 1,214.77  
 Municipal Expenditures 494.61

PER CENT:  
 Gross Debt .96  
 Net Debt .72  
 Tax Levy Collected 96.43  
 Tax Levy Cancelled, Abated or Adjusted 1.43

EXPENDITURES		REVENUES-REALIZED		1990 PROPERTY TAX	
<b>GENERAL GOVERNMENT</b>				<b>STATE EQUALIZED TAX RATE</b>	
Governing Body & Public Boards		1990 Property Taxes Collected	1,045,642.33	Local District Schaal Taxes	1.15 651,185.00
Municipal Clerk		1990 Payments in Lieu of Taxes		Regional & Consolidated Schaal Tax	
Financial Administration	10,600.00	Delinquent Tax & Lien Collections	30,683.93	Schaal Taxes in Municipal Budget	
Assessment of Taxes	5,100.00	Business Personalty Replacement Taxes	13,543.96	County Taxes	.33 185,624.03
Collection of Taxes	6,420.00	Taxes from Public Utilities	29,156.00	County Library Taxes	.02 12,014.09
Planning, Housing & Development	17,100.00	Other Miscellaneous Tax Revenues		Local Municipal Purpose Taxes	.39 222,289.00
Human Resources		State Aid Revenues	475.00	Veteran & Senior Citizen Taxes	8,000.00
Elections	13,000.00	Federal Aid Revenues		Total Taxes for Rate Computation	1.89 1,079,112.12
General Administration (other)	68,500.00	State and Local Fiscal Assistance Act Utilized		Special District Taxes	
<b>JUDICIARY</b>		Sale of Acquired Property		Bank Corp. Taxes	
Municipal Courts	31,000.00	Other Miscellaneous Revenues	104,122.96	Added and Omitted Taxes	10,030.60
<b>PUBLIC SAFETY</b>		Total	1,223,624.18	Total Taxes Levied - ABSTRACT	1,081,142.72
Fire Protection	10,211.00	Prior Years Surplus Appropriated	110,000.00	Total Taxes Billed	1,084,299.03
Police Protection	5,000.00	REVENUES TOTAL	1,333,624.18	1990 TAXES COLLECTED	1,045,642.33
Civil Defense & Disaster Control		Reserve For Uncollected Taxes	52,715.00	1990 Taxes Cancelled, Abated or Adjusted	15,527.58
Environmental Inspection & Control				Transfer to Tax Title Liens or Foreclosed	100.24
Other Public Safety				Balance Outstanding Dec. 31, 1990	23,028.89
<b>PUBLIC WORKS</b>		<b>CAPITAL OUTLAY TOTAL</b>		<b>PRIOR YEARS TAXES OUTSTANDING</b>	
Streets and Drainage	42,750.00	Public Enterprises		Balance January 1, 1990	30,683.93
Sewers and Sewage Processing		Recreation-Culture		Collected in 1990	30,683.93
Garbage and Trash Disposal	95,000.00	Public Works		Cancelled, Abated or Adjusted 1990	
Public Buildings and Grounds	31,378.00	Buildings and Grounds		Transfers to Tax Title Liens or Foreclosed	
Other Public Works		Library and Education		Balance December 31, 1990	
<b>HEALTH and WELFARE</b>		Conservation		<b>TAX TITLE LIENS OUTSTANDING</b>	
Health Services Except Environmental	500.00	All Other		Balance January 1, 1990	1,234.73
Welfare-Public Assistance	2,736.00			Transfer From Taxes	100.24
Hospital, Clinics, First Aid				Redeemed in 1990	
Animal, Insect, & Rodent Control	1,400.00			Cancelled, Abated or Adjusted (1990)	
Other Welfare Services				Transfers to Foreclosed Property	
<b>RECREATION and CONSERVATION</b>				Balance December 31, 1990	1,334.97
Beaches and Boardwalks				<b>PROPERTY ACQUIRED BY DEED OR FORECLOSURE</b>	
Parks, Playgrounds, Shade Trees				Balance January 1, 1990	1,100.00
Land Reclamation & Conservation	5,500.00			Transfers From Taxes or Liens	
Other Recreational Services	1,500.00			Sale for Cash (1990)	
<b>EDUCATION (excluding schools)</b>				Cancelled, Abated or Adjusted (1990)	
Libraries				Balance December 31, 1990	1,100.00
Other Educational Services				<b>CURRENT FINANCES DECEMBER 31, 1990</b>	
<b>STATUTORY EXPENDITURES</b>				<b>ASSETS</b>	
Pensions & F. I. C. A.	10,710.00	<b>EQUALIZED VALUATION BASIS FOR NET DEBT COMPUTATION</b>	51,409,673	Cash Dec. 31, 1990	638,225.39
Employee Fringe Benefits		<b>REAL PROPERTY VALUATIONS</b>		Taxes Receivable	23,028.88
Other Statutory Expenditures		Code Class # of Parcels % VAL'N		Tax Title Liens	1,334.97
CETA And Other Public Employment Programs		1 Vacant Land 67 3.54	2,110,750.00	Foreclosed Property	1,100.00
<b>MUNICIPAL FUNCTIONS TOTAL</b>	358,405.00	2 Residential 300 71.99	42,933,800.00	Emergencies & Other Deferred Charges	32,000.00
<b>CAPITAL IMPROVEMENTS *MEMO*</b>	4,000.00	3 Farm 15 2.03	1,209,800.00	State and Federal Aid Receivable	143.96
<b>DEBT SERVICE</b>		4a Commercial 17 15.56	9,280,300.00	Other Receivables	2,327.92
Principal Payments		4b Industrial 5 5.79	3,455,000.00	Total	698,161.12
Interest Payments	23,811.32	4c Apartments 2 1.08	646,500.00	<b>LIABILITIES, RESERVES, AND SURPLUS</b>	
		Total 406	59,636,150.00	Cash Liabilities	455,541.25
<b>DEFERRED CHARGES</b>	5,275.32	Land Area = 30 Sq. Miles		Reserves for Receivables	27,791.77
<b>SCHOOL, COUNTY, SPECIAL DISTRICT TAXES</b>	848,823.12	Net Valuation Taxable-Municipal	60,014,995	Surplus Dec. 31, 1990	214,828.10
<b>RESERVE FOR UNCOLLECTED TAXES</b>	52,715.00	Net Valuation Taxable-County	58,802,652	Total	698,161.12
<b>EXPENDITURES TOTAL</b>	1,289,029.76	State Equalized Valuation	56,735,053		
		State Equalization Ratio	105.82		

0204

Population 1980 8,344  
 Population 1990 7,824  
 S & P Rating  
 Moody Rating A

General Tax Rate Per \$100. 2.96  
 State Equalized Tax Rate 2.23

**BOGOTA BOROUGH - BERGEN COUNTY**  
**Form of Government**  
**Borough Council**  
**Number of Members - 6**

PER CAPITA:

Gross Debt 291.94  
 Net Debt 291.94  
 Debt Service 27.10  
 Total Tax Levy 1,238.55  
 Municipal Expenditures 606.20

PER CENT:

Gross Debt .54  
 Net Debt .54  
 Tax Levy Collected 97.46  
 Tax Levy Cancelled, Abated or Adjusted .19

EXPENDITURES		REVENUES-REALIZED		1990 PROPERTY TAX	
<b>GENERAL GOVERNMENT</b>				<b>STATE EQUALIZED TAX RATE</b>	
Governing Body & Public Boards	125.00	1990 Property Taxes Collected		Local District School Taxes	1.23
Municipal Clerk		9,473,824.00		Regional & Consolidated School Tax	
Financial Administration	56,600.00	1990 Payments in Lieu of Taxes		School Taxes in Municipal Budget	
Assessment of Taxes	9,834.00	Delinquent Tax & Lien Collections		County Taxes	.25
Collection of Taxes	25,124.00	Business Personalty Replacement Taxes		County Library Taxes	
Planning, Housing & Development	14,750.00	Taxes from Public Utilities		Local Municipal Purpose Taxes	.75
Human Resources	78,705.00	Other Miscellaneous Tax Revenues		Veteran & Senior Citizen Taxes	
Elections		State Aid Revenues		Total Taxes for Rate Computation	2.23
General Administration (other)	593,593.00	Federal Aid Revenues		Special District Taxes	
<b>JUDICIARY</b>		State and Local Fiscal Assistance Act Utilized		Bank Corp. Taxes	
Municipal Courts	48,900.00	Sale of Acquired Property		Added and Omitted Taxes	3,887.00
<b>PUBLIC SAFETY</b>		Other Miscellaneous Revenues		Total Taxes Levied - ABSTRACT	9,690,406.21
Fire Protection	112,974.00	Total		Total Taxes Billed	9,720,443.00
Police Protection	1,016,458.00	Prior Years Surplus Appropriated		1990 TAXES COLLECTED	9,473,824.00
Civil Defense & Disaster Control	2,650.00	REVENUES TOTAL		1990 Taxes Cancelled, Abated or Adjusted	18,645.00
Environmental Inspection & Control	45,618.00	Reserve For Uncollected Taxes		Transfer to Tax Title Liens or Foreclosed	
Other Public Safety		CAPITAL OUTLAY TOTAL		Balance Outstanding Dec. 31, 1990	227,974.00
<b>PUBLIC WORKS</b>				<b>PRIOR YEARS TAXES OUTSTANDING</b>	
Streets and Drainage	486,090.00	Public Enterprises		Balance January 1, 1990	166,330.00
Sewers and Sewage Processing	363,891.00	Recreation-Culture		Collected in 1990	165,370.00
Garbage and Trash Disposal	427,488.00	Public Works		Cancelled, Abated or Adjusted 1990	
Public Buildings and Grounds	24,960.00	Buildings and Grounds		Transfers to Tax Title Liens or Foreclosed	
Other Public Works	25,200.00	Library and Education		Balance December 31, 1990	960.00
<b>HEALTH and WELFARE</b>		Conservation		<b>TAX TITLE LIENS OUTSTANDING</b>	
Health Services Except Environmental	30,368.00	All Other		Balance January 1, 1990	
Welfare-Public Assistance	16,143.00	CAPITAL DEBT AUTHORIZED, DECEMBER 31, 1990		Transfer From Taxes	
Hospital, Clinics, First Aid		ISSUED AND UNISSUED GROSS DEBT NET DEBT		Redeemed in 1990	
Animal, Insect, & Rodent Control		School		Cancelled, Abated or Adjusted (1990)	
Other Welfare Services		Self-Liquidating		Transfers to Foreclosed Property	
<b>RECREATION and CONSERVATION</b>		Other		Balance December 31, 1990	
Beaches and Boardwalks		Total		<b>PROPERTY ACQUIRED BY DEED OR FORECLOSURE</b>	
Parks, Playgrounds, Shade Trees	40,097.00	2,284,118		Balance January 1, 1990	136,680.00
Land Reclamation & Conservation	124,850.00	2,284,118		Transfers From Taxes or Liens	
Other Recreational Services	51,977.00	2,284,118		Sole for Cash (1990)	
<b>EDUCATION (excluding schools)</b>		ISSUED AND OUTSTANDING		Cancelled, Abated or Adjusted (1990)	
Libraries	146,700.00	School		Balance December 31, 1990	136,680.00
Other Educational Services	100.00	Self-Liquidating		<b>CURRENT FINANCES DECEMBER 31, 1990</b>	
<b>STATUTORY EXPENDITURES</b>		Other		<b>ASSETS</b>	
Pensions & F. I. C. A.	248,855.70	Total		Cash Dec. 31, 1990	593,064.00
Employee Fringe Benefits	204,900.00	EQUALIZED VALUATION BASIS FOR NET DEBT COMPUTATION		Taxes Receivable	228,934.00
Other Statutory Expenditures		REAL PROPERTY VALUATIONS		Tax Title Liens	
CETA And Other Public Employment Programs		Code Class # of Parcels % VAL'N		Foreclosed Property	136,680.00
<b>MUNICIPAL FUNCTIONS</b>		1 Vacant Land 40 .90		Emergencies & Other Deferred Charges	119,774.00
<b>CAPITAL IMPROVEMENTS</b>		2 Residential 2033 83.74		State and Federal Aid Receivable	2,328.00
<b>DEBT SERVICE</b>		3 Farm 6.74		Other Receivables	29,862.00
Principal Payments	105,000.00	4a Commercial 78 6.74		Total	1,110,642.00
Interest Payments	106,993.00	4b Industrial 20 3.19		<b>LIABILITIES, RESERVES, AND SURPLUS</b>	
		4c Apartments 25 5.43		Cash Liabilities	298,662.00
		Total 2196		Reserves for Receivables	395,475.00
<b>DEFERRED CHARGES</b>		Land Area .70 Sq. Miles		Surplus Dec. 31, 1990	416,505.00
SCHOOL, COUNTY, SPECIAL DISTRICT TAXES	6,434,202.21	Net Valuation Taxable-Municipal		Total	1,110,642.00
RESERVE FOR UNCOLLECTED TAXES	216,442.00	Net Valuation Taxable-County			
<b>EXPENDITURES</b>		State Equalized Valuation			
TOTAL	11,177,118.91	State Equalization Ratio			

1401

Population 1980 8,620  
 Population 1990 8,343  
 S & P Rating A+  
 Moody Rating A

General Tax Rate Per \$100. 4.57  
 State Equalized Tax Rate 1.90

**BOONTON TOWN - MORRIS COUNTY**  
 Form of Government  
 Town Council  
 Number of Members - 9

PER CAPITA: Grass Debt 1,583.27 PER CENT: Grass Debt 2.56  
 Net Debt 92.59 Net Debt .15  
 Debt Service 13.82 Tax Levy Collected 95.30  
 Total Tax Levy 1,283.46 Tax Levy Cancelled, Abated or Adjusted 2.29  
 Municipal Expenditures 635.63

EXPENDITURES		REVENUES-REALIZED		1990 PROPERTY TAX	
<b>GENERAL GOVERNMENT</b>				<b>STATE EQUALIZED TAX RATE</b>	
Governing Body & Public Boards		1990 Property Taxes Collected	10,217,207.66	Local District School Taxes	1.16 6,531,469.25
Municipal Clerk		1990 Payments in Lieu of Taxes	9,431.32	Regional & Consolidated School Tax	
Financial Administration	67,137.89	Delinquent Tax & Lien Collections	217,515.96	School Taxes in Municipal Budget	
Assessment of Taxes	22,538.07	Business Personalty Replacement Taxes	324,739.44	County Taxes	.26 1,448,522.35
Collection of Taxes	38,904.34	Taxes from Public Utilities	481,099.00	County Library Taxes	
Planning, Housing & Development	44,037.48	Other Miscellaneous Tax Revenues		Local Municipal Purpose Taxes	.48 2,092,143.39
Human Resources	46,839.00	State Aid Revenues	57,446.49	Veteran & Senior Citizen Taxes	
Elections		Federal Aid Revenues		Total Taxes for Rate Computation	1.90 10,748,284.99
General Administration (other)	424,692.53	State and Local Fiscal Assistance Act Utilized		Special District Taxes	
<b>JUDICIARY</b>		State and Local Fiscal Assistance Act Utilized		Bank Corp. Taxes	
Municipal Courts	72,345.31	Sale of Acquired Property		Added and Omitted Taxes	35,759.90
<b>PUBLIC SAFETY</b>		Other Miscellaneous Revenues	427,544.37	Total Taxes Levied - ABSTRACT	10,707,894.89
Fire Protection	59,570.50		11,733,984.74	Total Taxes Billed	10,720,934.94
Police Protection	1,030,361.38	Prior Years Surplus Appropriated	744,555.26	<b>1990 TAXES COLLECTED</b>	10,217,207.66
Civil Defense & Disaster Control	2,200.00	REVENUES TOTAL	12,478,540.00	1990 Taxes Cancelled, Abated or Adjusted	245,182.88
Environmental Inspection & Control	40,828.76	Reserve For Uncollected Taxes	1,261,457.20	Transfer to Tax Title Liens or Foreclosed	1,066.72
Other Public Safety		<b>CAPITAL OUTLAY TOTAL</b>	1,884,766.50	Balance Outstanding Dec. 31, 1990	257,475.68
<b>PUBLIC WORKS</b>				<b>PRIOR YEARS TAXES OUTSTANDING</b>	
Streets and Drainage	450,457.27	Public Enterprises	1,726,877.86	Balance January 1, 1990	219,710.94
Sewers and Sewage Processing		Recreation-Culture		Collected in 1990	217,515.96
Garbage and Trash Disposal	716,442.00	Public Works	53,559.76	Cancelled, Abated or Adjusted 1990	
Public Buildings and Grounds	86,956.64	Buildings and Grounds	104,328.38	Transfers to Tax Title Liens or Foreclosed	466.47
Other Public Works		Library and Education		Balance December 31, 1990	1,728.51
<b>HEALTH and WELFARE</b>		Conservation		<b>TAX TITLE LIENS OUTSTANDING</b>	
Health Services Except Environmental	156,144.15	All Other		Balance January 1, 1990	
Welfare-Public Assistance	13,322.67	<b>CAPITAL DEBT AUTHORIZED, DECEMBER 31, 1990</b>		Transfer From Taxes	1,550.19
Hospital, Clinics, First Aid	8,500.00	<b>ISSUED AND UNISSUED</b>		Redeemed in 1990	
Animal, Insect, & Radent Control		GROSS DEBT		Cancelled, Abated or Adjusted (1990)	
Other Welfare Services		School	5,025,000	Transfers to Foreclosed Property	
<b>RECREATION and CONSERVATION</b>		Self-Liquidating	7,829,500	Balance December 31, 1990	1,550.19
Beaches and Boardwalks		Other	354,700	<b>PROPERTY ACQUIRED BY DEED OR FORECLOSURE</b>	
Parks, Playgrounds, Shade Trees	3,186.33	Total	13,209,200	Balance January 1, 1990	98,600.00
Land Reclamation & Conservation	28,142.10	<b>ISSUED AND OUTSTANDING</b>		Transfers From Taxes or Liens	
Other Recreational Services	59,102.57	School	5,025,000.00	Sale for Cash (1990)	
<b>EDUCATION (excluding schools)</b>		Self-Liquidating	3,361,600.00	Cancelled, Abated or Adjusted (1990)	
Libraries	54,000.00	Other	280,200.00	Balance December 31, 1990	98,600.00
Other Educational Services		Total	8,666,800.00	<b>CURRENT FINANCES DECEMBER 31, 1990</b>	
<b>STATUTORY EXPENDITURES</b>		<b>EQUALIZED VALUATION BASIS</b>		<b>ASSETS</b>	
Pensions & F. L. C. A.	255,273.96	<b>FOR NET DEBT COMPUTATION</b>	515,335,375	Cash Dec. 31, 1990	1,315,732.08
Employee Fringe Benefits	177,000.00	<b>REAL PROPERTY VALUATIONS</b>		Taxes Receivable	259,204.19
Other Statutory Expenditures		<b>Code Class # of Parcels % VAL'N</b>		Tax Title Liens	1,550.19
CETA And Other Public Employment Programs		1 Vacant Land 86 2.22	5,066,900.00	Foreclosed Property	98,600.00
<b>MUNICIPAL FUNCTIONS TOTAL</b>	3,862,982.95	2 Residential 2216 76.90	175,274,500.00	Emergencies & Other Deferred Charges	9,472.60
<b>CAPITAL IMPROVEMENTS *MEMO*</b>	85,000.00	3 Farm 4 .07	175,100.00	State and Federal Aid Receivable	
<b>DEBT SERVICE</b>		4a Commercial 183 10.19	23,227,200.00	Other Receivables	7,243.79
Principal Payments	90,900.23	4b Industrial 27 9.03	20,586,200.00	Total	1,691,803.45
Interest Payments	24,408.76	4c Apartments 14 1.58	3,601,200.00	<b>LIABILITIES, RESERVES, AND SURPLUS</b>	
		Total 2530	227,931,100.00	Cash Liabilities	626,703.76
<b>DEFERRED CHARGES</b>	63,317.20	Land Area 2.42 Sq. Miles		Reserves for Receivables	366,598.17
<b>SCHOOL, COUNTY, SPECIAL DISTRICT TAXES</b>	7,979,991.60	Net Valuation Taxable-Municipal	233,811,270	Surplus Dec. 31, 1990	698,501.52
<b>RESERVE FOR UNCOLLECTED TAXES</b>	1,261,457.20	Net Valuation Taxable-County	568,516,351		
<b>EXPENDITURES TOTAL</b>	13,283,057.94	State Equalized Valuation	553,444,589	Total	1,691,803.45
		State Equalization Ratio	41.63		



1402

Population 1980 3,273  
 Population 1990 3,566  
 S & P Rating  
 Moody Rating

General Tax Rate Per \$100. 2.92  
 State Equalized Tax Rate 1.36

**BOONTON TOWNSHIP - MORRIS COUNTY**  
 Form of Government  
 Township Committee  
 Number of Members - 5

PER CAPITA:  
 Gross Debt 177.44  
 Net Debt 170.59  
 Debt Service 21.33  
 Total Tax Levy 1,485.91  
 Municipal Expenditures 485.40

PER CENT:  
 Gross Debt .17  
 Net Debt .16  
 Tax Levy Collected 97.35  
 Tax Levy Cancelled, Abated or Adjusted .13

EXPENDITURES		REVENUES-REALIZED		1990 PROPERTY TAX	
<b>GENERAL GOVERNMENT</b>				<b>STATE EQUALIZED TAX RATE</b> ———→ .78	
Governing Body & Public Boards		1990 Property Taxes Collected	5,167,734.50	Local District School Taxes	3,025,599.00
Municipal Clerk		1990 Payments in Lieu of Taxes		Regional & Consolidated School Tax	
Financial Administration	34,630.20	Delinquent Tax & Lien Collections	163,460.15	School Taxes in Municipal Budget	
Assessment of Taxes	41,509.00	Business Personalty Replacement Taxes	45,277.40	County Taxes	1,074,216.12
Collection of Taxes	24,865.00	Taxes from Public Utilities	167,093.00	County Library Taxes	
Planning, Housing & Development	45,113.31	Other Miscellaneous Tax Revenues		Local Municipal Purpose Taxes	1,134,472.38
Human Resources	3,400.40	State Aid Revenues	16,766.06	Veteran & Senior Citizen Taxes	26,650.00
Elections		Federal Aid Revenues		Total Taxes for Rate Computation	5,260,937.50
General Administration (other)	243,099.15	State and Local Fiscal Assistance Act Utilized		Special District Taxes	
<b>JUDICIARY</b>		Sale of Acquired Property		Bank Corp. Taxes	
Municipal Courts	26,460.00	Other Miscellaneous Revenues	239,068.27	Added and Omitted Taxes	64,451.59
<b>PUBLIC SAFETY</b>		Total	5,799,449.38	Total Taxes Levied - ABSTRACT	5,298,739.09
Fire Protection	37,697.80	Prior Years Surplus Appropriated	175,000.00	Total Taxes Billed	5,308,679.12
Police Protection	449,024.53	REVENUES TOTAL	5,974,449.38	1990 TAXES COLLECTED	5,167,784.50
Civil Defense & Disaster Control	3,500.00	Reserve For Uncollected Taxes	161,961.03	1990 Taxes Cancelled, Abated or Adjusted	6,993.40
Environmental Inspection & Control	54,600.00	<b>CAPITAL OUTLAY TOTAL</b>	230,349.27	Transfer to Tax Title Liens or Foreclosed	265.72
Other Public Safety				Balance Outstanding Dec. 31, 1990	133,635.50
<b>PUBLIC WORKS</b>				<b>PRIOR YEARS TAXES OUTSTANDING</b>	
Streets and Drainage	218,782.00	Public Enterprises		Balance January 1, 1990	163,460.16
Sewers and Sewage Processing	500.00	Recreation—Culture		Collected in 1990	163,460.15
Garbage and Trash Disposal	20,000.00	Public Works	12,269.53	Cancelled, Abated or Adjusted 1990	.01
Public Buildings and Grounds	35,986.00	Buildings and Grounds	218,080.74	Transfers to Tax Title Liens or Foreclosed	
Other Public Works		Library and Education		Balance December 31, 1990	
<b>HEALTH and WELFARE</b>		Conservation		<b>TAX TITLE LIENS OUTSTANDING</b>	
Health Services Except Environmental	43,550.00	All Other		Balance January 1, 1990	2,017.66
Welfare-Public Assistance	15,650.00	<b>CAPITAL DEBT AUTHORIZED, DECEMBER 31, 1990</b>		Transfer From Taxes	265.72
Hospital, Clinics, First Aid		<b>ISSUED AND UNISSUED GROSS DEBT NET DEBT</b>		Redeemed in 1990	
Animal, Insect, & Rodent Control		School		Cancelled, Abated or Adjusted (1990)	
Other Welfare Services		Self-Liquidating		Transfers to Foreclosed Property	
<b>RECREATION and CONSERVATION</b>		Other	632,750 608,322	Balance December 31, 1990	2,283.38
Beaches and Boardwalks		Total	632,750 608,322	<b>PROPERTY ACQUIRED BY DEED OR FORECLOSURE</b>	
Parks, Playgrounds, Shade Trees		<b>ISSUED AND OUTSTANDING</b>		Balance January 1, 1990	151,530.00
Land Reclamation & Conservation	27,996.33	School		Transfers From Taxes or Liens	
Other Recreational Services	4,000.00	Self-Liquidating		Sale for Cash (1990)	
<b>EDUCATION (excluding schools)</b>		Other	374,000.00	Cancelled, Abated or Adjusted (1990)	
Libraries		Total	374,000.00	Balance December 31, 1990	151,530.00
Other Educational Services		<b>EQUALIZED VALUATION BASIS FOR NET DEBT COMPUTATION</b>	381,680,972	<b>CURRENT FINANCES DECEMBER 31, 1990</b>	
<b>STATUTORY EXPENDITURES</b>		<b>REAL PROPERTY VALUATIONS</b>		<b>ASSETS</b>	
Pensions & F. I. C. A.	102,870.00	Code Class # of Parcels % VAL'N		Cash Dec. 31, 1990	482,189.03
Employee Fringe Benefits	54,722.00	1 Vacant Land 167 4.14	7,410,700.00	Taxes Receivable	133,635.50
Other Statutory Expenditures	100.00	2 Residential 1254 89.72	160,760,960.00	Tax Title Liens	2,283.38
CETA And Other Public Employment Programs		3 Farm 56 1.74	3,122,030.00	Foreclosed Property	151,530.00
<b>MUNICIPAL FUNCTIONS TOTAL</b>	1,492,906.22	4a Commercial 6 .54	970,200.00	Emergencies & Other Deferred Charges	
<b>CAPITAL IMPROVEMENTS *MEMO*</b>	55,000.00	4b Industrial 6 3.80	6,816,400.00	State and Federal Aid Receivable	
<b>DEBT SERVICE</b>		4c Apartments 1 .06	107,800.00	Other Receivables	19,555.02
Principal Payments	60,000.00	Total 1490	179,188,090.00	Total	789,192.93
Interest Payments	16,078.90	Land Area 8.20 Sq. Miles		<b>LIABILITIES, RESERVES, AND SURPLUS</b>	
<b>DEFERRED CHARGES</b>		Net Valuation Taxable-Municipal	179,596,833	Cash Liabilities	192,550.25
SCHOOL, COUNTY, SPECIAL DISTRICT TAXES	4,099,815.12	Net Valuation Taxable-County	421,184,420	Reserves for Receivables	307,003.90
RESERVE FOR UNCOLLECTED TAXES	161,961.03	State Equalized Valuation	386,506,761	Surplus Dec. 31, 1990	289,638.78
<b>EXPENDITURES TOTAL</b>	5,830,761.27	State Equalization Ratio	46.41	Total	789,192.93

0303

Population 1980 4,441  
 Population 1990 4,341  
 S & P Rating  
 Moody Rating AAA

General Tax Rate Per \$100. 7.43  
 State Equalized Tax Rate 2.35

**BORDENTOWN CITY - BURLINGTON CO.**  
 Form of Government  
 Commission (1911)  
 Number of Members - 3

## PER CAPITA:

Gross Debt 1,706.77  
 Net Debt 889.05  
 Debt Service 52.48  
 Total Tax Levy 1,060.83  
 Municipal Expenditures 526.06

## PER CENT:

Gross Debt 4.37  
 Net Debt 2.28  
 Tax Levy Collected 95.02  
 Tax Levy Cancelled, Abated or Adjusted

EXPENDITURES		REVENUES-REALIZED		1990 PROPERTY TAX	
<b>GENERAL GOVERNMENT</b>				STATE EQUALIZED TAX RATE	
Governing Body & Public Boards		1990 Property Taxes Collected	4,376,172.08	Local District School Taxes	
Municipal Clerk		1990 Payments in Lieu of Taxes		Regional & Consolidated School Tax	1.11 2,167,992.91
Financial Administration	1,071.21	Delinquent Tax & Lien Collections	161,686.71	School Taxes in Municipal Budget	
Assessment of Taxes	9,344.32	Business Personalty Replacement Taxes	77,708.52	County Taxes	.53 1,030,568.06
Collection of Taxes	18,542.00	Taxes from Public Utilities	251,849.00	County Library Taxes	.03 59,221.89
Planning, Housing & Development	20,200.00	Other Miscellaneous Tax Revenues		Local Municipal Purpose Taxes	.68 1,324,900.00
Human Resources	40,244.07	State Aid Revenues	60,100.17	Veteran & Senior Citizen Taxes	
Elections	2,216.39	Federal Aid Revenues		Total Taxes for Rate Computation	2.35 4,620,707.86
General Administration (other)	257,131.30	State and Local Fiscal Assistance Act Utilized		Special District Taxes	
<b>JUDICIARY</b>		Sale of Acquired Property		Bank Corp. Taxes	
Municipal Courts	37,958.52	Other Miscellaneous Revenues	349,667.65	Added and Omitted Taxes	
<b>PUBLIC SAFETY</b>		Total	5,277,184.13	Total Taxes Levied - ABSTRACT	22,397.47
Fire Protection	25,757.72	Prior Years Surplus Appropriated	54,300.00	Total Taxes Billed	4,605,080.33
Police Protection	489,762.80	REVENUES TOTAL	5,331,484.13	1990 TAXES COLLECTED	4,605,555.60
Civil Defense & Disaster Control		Reserve For Uncollected Taxes	238,338.17	1990 Taxes Cancelled, Abated or Adjusted	4,376,172.08
Environmental Inspection & Control	85,515.91	<b>CAPITAL OUTLAY TOTAL</b>	65,815.34	Transfer to Tax Title Liens or Foreclosed	
Other Public Safety		Public Enterprises	17,269.22	Balance Outstanding Dec. 31, 1990	229,383.52
<b>PUBLIC WORKS</b>		Recreation—Culture		<b>PRIOR YEARS TAXES OUTSTANDING</b>	
Streets and Drainage	197,020.14	Public Works	15,358.33	Balance January 1, 1990	157,434.19
Sewers and Sewage Processing	176,750.51	Buildings and Grounds	33,187.79	Collected in 1990	155,413.84
Garbage and Trash Disposal	149,505.54	Library and Education		Cancelled, Abated or Adjusted 1990	
Public Buildings and Grounds		Conservation		Transfers to Tax Title Liens or Foreclosed	
Other Public Works		All Other		Balance December 31, 1990	2,020.35
<b>HEALTH and WELFARE</b>		<b>CAPITAL DEBT AUTHORIZED, DECEMBER 31, 1990</b>		<b>TAX TITLE LIENS OUTSTANDING</b>	
Health Services Except Environmental		ISSUED AND UNISSUED		Balance January 1, 1990	24,163.59
Welfare-Public Assistance	12,000.00	School	674,384	Transfer From Taxes	
Hospital, Clinics, First Aid		Self-Liquidating	4,572,439	Redeemed in 1990	0,272.87
Animal, Insect, & Rodent Control		Other	2,162,285	Cancelled, Abated or Adjusted (1990)	
Other Welfare Services		Total	7,409,108	Transfers to Foreclosed Property	
<b>RECREATION and CONSERVATION</b>		ISSUED AND OUTSTANDING		Balance December 31, 1990	17,890.72
Beaches and Boardwalks		School	674,384.00	<b>PROPERTY ACQUIRED BY DEED OR FORECLOSURE</b>	
Parks, Playgrounds, Shade Trees	23,200.76	Self-Liquidating	4,531,512.25	Balance January 1, 1990	11,050.00
Land Reclamation & Conservation		Other	1,725,000.00	Transfers From Taxes or Liens	
Other Recreational Services		Total	6,930,896.25	Sale for Cash (1990)	
<b>EDUCATION (excluding schools)</b>		<b>EQUALIZED VALUATION BASIS FOR NET DEBT COMPUTATION</b>	169,358,328	Cancelled, Abated or Adjusted (1990)	
Libraries	5,000.00	<b>REAL PROPERTY VALUATIONS</b>		Balance December 31, 1990	11,050.00
Other Educational Services		Code Class # of Parcels % VAL'N		<b>CURRENT FINANCES DECEMBER 31, 1990</b>	
<b>STATUTORY EXPENDITURES</b>		1 Vacant Land 82 1.40	860,000.00	<b>ASSETS</b>	
Pensions & F. I. C. A.	111,760.92	2 Residential 1146 60.46	37,209,950.00	Cash Dec. 31, 1990	912,756.76
Employee Fringe Benefits	93,704.50	3 Farm 2 .04	27,400.00	Taxes Receivable	231,403.87
Other Statutory Expenditures		4a Commercial 115 15.29	9,412,550.00	Tax Title Liens	17,390.72
<b>CETA And Other Public Employment Programs</b>		4b Industrial 9 14.29	3,793,750.00	Foreclosed Property	11,050.00
<b>MUNICIPAL FUNCTIONS TOTAL</b>	1,756,686.61	4c Apartments 18 8.52	5,244,350.00	Emergencies & Other Deferred Charges	43,000.00
<b>CAPITAL IMPROVEMENTS *MEMO*</b>	6,000.00	Total 1372	61,548,000.00	State and Federal Aid Receivable	
<b>DEBT SERVICE</b>		Land Area .94 Sq. Miles		Other Receivables	
Principal Payments	100,000.00	Net Valuation Taxable-Municipal	61,717,720	Total	69,662.16
Interest Payments	127,800.00	Net Valuation Taxable-County	176,901,729	<b>LIABILITIES, RESERVES, AND SURPLUS</b>	
<b>DEFERRED CHARGES</b>	60,801.54	State Equalized Valuation	194,695,637	Cash Liabilities	693,074.24
<b>SCHOOL, COUNTY, SPECIAL DISTRICT TAXES</b>	3,257,782.86	State Equalization Ratio	31.64	Reserves for Receivables	330,006.75
<b>RESERVE FOR UNCOLLECTED TAXES</b>	238,338.17			Surplus Dec. 31, 1990	267,682.52
<b>EXPENDITURES TOTAL</b>	5,541,409.18			Total	1,290,763.51



0304

Population 1980 7,170  
 Population 1990 7,683  
 S & P Rating  
 Moody Rating A

General Tax Rate Per \$100.

3.72

State Equalized Tax Rate

2.27

## BORDENTOWN TWP. - BURLINGTON CO.

Form of Government  
 Township Committee  
 Number of Members - 5

PER CAPITA:

Gross Debt 871.39  
 Net Debt 582.30  
 Debt Service 77.72  
 Total Tax Levy 1,321.41  
 Municipal Expenditures 545.18

PER CENT:

Gross Debt 1.72  
 Net Debt 1.15  
 Tax Levy Collected 97.29  
 Tax Levy Cancelled, Abated or Adjusted .16

EXPENDITURES		REVENUES-REALIZED		1990 PROPERTY TAX	
GENERAL GOVERNMENT		1990 Property Taxes Collected		STATE EQUALIZED TAX RATE	
Governing Body & Public Boards		9,877,574.03		Local District School Taxes	
Municipal Clerk				Regional & Consolidated School Tax	
Financial Administration	91,800.00	1990 Payments in Lieu of Taxes		1.21	
Assessment of Taxes	78,500.00	Delinquent Tax & Lien Collections		5,180,244.66	
Collection of Taxes	34,350.00	Business Personalty Replacement Taxes		School Taxes in Municipal Budget	
Planning, Housing & Development	49,775.00	Taxes from Public Utilities		County Taxes	
Human Resources	50,786.00	Other Miscellaneous Tax Revenues		.54	
Elections	3,400.00	State Aid Revenues		County Library Taxes	
General Administration (other)	409,550.00	Federal Aid Revenues		.03	
JUDICIARY		State and Local Fiscal Assistance Act Utilized		Local Municipal Purpose Taxes	
Municipal Courts	127,159.42	Sole of Acquired Property		.48	
PUBLIC SAFETY		Other Miscellaneous Revenues		Veteran & Senior Citizen Taxes	
Fire Protection	500.00	Total		Total Taxes for Rate Computation	
Police Protection	893,815.46	Prior Years Surplus Appropriated		2.26	
Civil Defense & Disaster Control	1,500.00	REVENUES TOTAL		Special District Taxes	
Environmental Inspection & Control		Reserve For Uncollected Taxes		Bank Corp. Taxes	
Other Public Safety		CAPITAL OUTLAY TOTAL		Added and Omitted Taxes	
PUBLIC WORKS		673,894.24		Total Taxes Levied - ABSTRACT	
Streets and Drainage	267,900.00	Public Enterprises		Total Taxes Billed	
Sewers and Sewage Processing		Recreation-Culture		1990 TAXES COLLECTED	
Gorbage and Trash Disposol	345,000.00	Public Works		1990 Taxes Cancelled, Abated or Adjusted	
Public Buildings and Grounds	136,550.00	Buildings and Grounds		Transfer to Tax Title Liens or Foreclosed	
Other Public Works		Library and Education		Balance Outstanding Dec. 31, 1990	
HEALTH and WELFARE		Conservation		PRIOR YEARS TAXES OUTSTANDING	
Health Services Except Environmental	2,900.00	All Other		Balance January 1, 1990	
Welfare-Public Assistance	4,030.00	CAPITAL DEBT AUTHORIZED, DECEMBER 31, 1990		Collected in 1990	
Hospital, Clinics, First Aid		ISSUED AND UNISSUED GROSS DEBT NET DEBT		Cancelled, Abated or Adjusted 1990	
Animal, Insect, & Rodent Control		School 1,550,616		Transfers to Tax Title Liens or Foreclosed	
Other Welfare Services		Self-Liquidating 345,000		Balance December 31, 1990	
RECREATION and CONSERVATION		Other 4,799,300		TAX TITLE LIENS OUTSTANDING	
Beaches and Boardwalks		Total 6,694,916		Balance January 1, 1990	
Parks, Playgrounds, Shade Trees	109,826.00	ISSUED AND OUTSTANDING		Transfer From Taxes	
Land Reclamation & Conservation	2,379.40	School 1,550,616.00		Redeemed in 1990	
Other Recreational Services		Self-Liquidating 345,000.00		Cancelled, Abated or Adjusted (1990)	
EDUCATION (excluding schools)		Other 4,080,800.00		Transfers to Foreclosed Property	
Libraries	5,000.00	Total 5,976,416.00		Balance December 31, 1990	
Other Educational Services		EQUALIZED VALUATION BASIS		PROPERTY ACQUIRED BY DEED OR	
STATUTORY EXPENDITURES		FOR NET DEBT COMPUTATION		FORECLOSURE	
Pensions & F. I. C. A.	232,624.00	REAL PROPERTY VALUATIONS		Balance January 1, 1990	
Employee Fringe Benefits	197,000.00	Code Class # of Parcels % VAL'N ASSESSED VALUATION		Transfers From Taxes or Liens	
Other Statutory Expenditures		1 Vocont Land 353 6.37 16,336,200.00		Sole for Cash (1990)	
CETA And Other Public Employment Programs		2 Residential 2163 56.68 145,404,850.00		Cancelled, Abated or Adjusted (1990)	
MUNICIPAL FUNCTIONS TOTAL	3,044,395.28	3 Form 71 .75 1,933,240.00		Balance December 31, 1990	
CAPITAL IMPROVEMENTS *MEMO*	33,000.00	4a Commercial 171 25.87 66,360,500.00		PROPERTY ACQUIRED BY DEED OR	
DEBT SERVICE		4b Industrial 17 4.46 11,434,000.00		FORECLOSURE	
Principal Payments	325,000.00	4c Apartments 5 5.87 15,060,000.00		Balance January 1, 1990	
Interest Payments	272,096.00	Total 2780 256,528,790.00		Transfers From Taxes or Liens	
DEFERRED CHARGES	2,000.00	Land Area 7.41 Sq. Miles		Sole for Cash (1990)	
SCHOOL, COUNTY, SPECIAL DISTRICT TAXES	8,000,334.59	Net Valuation Taxable-Municipal		Cancelled, Abated or Adjusted (1990)	
RESERVE FOR UNCOLLECTED TAXES	545,144.60	Net Valuation Taxable-County		Balance December 31, 1990	
EXPENDITURES TOTAL	12,189,020.47	State Equalized Valuation		Total	
		State Equalization Ratio		105,910.00	



1804

Population 1980 9,710  
 Population 1990 9,487  
 S & P Rating  
 Moody Rating A

General Tax Rate Per \$100. 2.30  
 State Equalized Tax Rate 2.19

**BOUND BROOK BOROUGH - SOMERSET CO.**  
**Form of Government**  
**Borough Council**  
**Number of Members - 6**

PER CAPITA: Gross Debt 501.79 Gross Debt 1.00  
 Net Debt 488.89 Net Debt .97  
 Debt Service 63.29 Tax Levy Collected 96.50  
 Total Tax Levy 1,154.03 Tax Levy Cancelled, Abated or Adjusted .30  
 Municipal Expenditures 573.76

EXPENDITURES		REVENUES-REALIZED		1990 PROPERTY TAX	
<b>GENERAL GOVERNMENT</b>				<b>STATE EQUALIZED TAX RATE</b>	
Governing Body & Public Boards		1990 Property Taxes Collected	10,566,995.41	Local District School Taxes	1.10
Municipal Clerk		1990 Payments in Lieu of Taxes		Regional & Consolidated School Tax	
Financial Administration	53,501.00	Delinquent Tax & Lien Collections	207,521.14	School Taxes in Municipal Budget	
Assessment of Taxes	12,950.00	Business Personalty Replacement Taxes	94,516.74	County Taxes	.43 *
Collection of Taxes	22,818.00	Taxes from Public Utilities	526,129.00	County Library Taxes	
Planning, Housing & Development	11,440.00	Other Miscellaneous Tax Revenues		Local Municipal Purpose Taxes	.66
Human Resources	49,535.00	State Aid Revenues	69,997.26	Veteran & Senior Citizen Taxes	
Elections	3,500.00	Federal Aid Revenues		Total Taxes for Rate Computation	2.19
General Administration (other)	351,147.00	State and Local Fiscal Assistance Act Utilized		Special District Taxes	
<b>JUDICIARY</b>		Sole of Acquired Property		Bank Corp. Taxes	
Municipal Courts	100,901.37	Other Miscellaneous Revenues	1,192,812.59	Added and Omitted Taxes	
<b>PUBLIC SAFETY</b>		Total	12,657,971.44	Total Taxes Levied - ABSTRACT	
Fire Protection	129,323.40	Prior Years Surplus Appropriated	300,000.00	Total Taxes Billed	
Police Protection	1,097,728.91	REVENUES TOTAL	12,957,971.44	1990 TAXES COLLECTED	
Civil Defense & Disaster Control	1,234.00	Reserve For Uncollected Taxes	449,000.00	1990 Taxes Cancelled, Abated or Adjusted	
Environmental Inspection & Control	63,434.00	<b>CAPITAL OUTLAY TOTAL</b>	546,254.97	Transfer to Tax Title Liens or Foreclosed	
Other Public Safety				Balance Outstanding Dec. 31, 1990	
<b>PUBLIC WORKS</b>				<b>PRIOR YEARS TAXES OUTSTANDING</b>	
Streets and Drainage	239,559.00	Public Enterprises		Balance January 1, 1990	
Sewers and Sewage Processing	343,751.00	Recreation-Culture	42,285.93	Collected in 1990	
Garbage and Trash Disposal	756,673.00	Public Works	183,190.89	Cancelled, Abated or Adjusted 1990	
Public Buildings and Grounds	90,295.00	Buildings and Grounds	320,059.38	Transfers to Tax Title Liens or Foreclosed	
Other Public Works	31,200.00	Library and Education	718.22	Balance December 31, 1990	
<b>HEALTH and WELFARE</b>		Conservation		<b>TAX TITLE LIENS OUTSTANDING</b>	
Health Services Except Environmental	71,807.00	All Other		Balance January 1, 1990	
Welfare-Public Assistance	32,903.00	<b>CAPITAL DEBT AUTHORIZED, DECEMBER 31, 1990</b>		Transfer From Taxes	
Hospital, Clinics, First Aid		<b>ISSUED AND UNISSUED</b>		Redeemed in 1990	
Animal, Insect, & Rodent Control	2,000.00	School	117,000	Cancelled, Abated or Adjusted (1990)	
Other Welfare Services		Self-Liquidating		Transfers to Foreclosed Property	
<b>RECREATION and CONSERVATION</b>		Other	4,643,470	Balance December 31, 1990	
Beaches and Boardwalks		Total	4,760,470	<b>PROPERTY ACQUIRED BY DEED OR FORECLOSURE</b>	
Parks, Playgrounds, Shade Trees	8,000.00	<b>ISSUED AND OUTSTANDING</b>		Balance January 1, 1990	
Land Reclamation & Conservation	29,283.00	School	117,000.00	Transfers From Taxes or Liens	
Other Recreational Services	78,537.00	Self-Liquidating		Sole for Cosh (1990)	
<b>EDUCATION (excluding schools)</b>		Other	3,421,900.74	Cancelled, Abated or Adjusted (1990)	
Libraries	186,100.00	Total	3,538,900.74	Balance December 31, 1990	
Other Educational Services		<b>EQUALIZED VALUATION BASIS</b>		<b>CURRENT FINANCES DECEMBER 31, 1990</b>	
<b>STATUTORY EXPENDITURES</b>		<b>FOR NET DEBT COMPUTATION</b>		<b>ASSETS</b>	
Pensions & F. I. C. A.	304,918.00	<b>REAL PROPERTY VALUATIONS</b>		Cash Dec. 31, 1990	
Employee Fringe Benefits	233,205.00	Code Class # of Parcels % VAL'N		Taxes Receivable	
Other Statutory Expenditures		1 Vacant Land 63 .86		Tox Title Liens	
<b>CETA And Other Public Employment Programs</b>		2 Residential 2253 80.70		Foreclosed Property	
<b>MUNICIPAL FUNCTIONS TOTAL</b>	4,310,713.68	3 Farm		Emergencies & Other Deferred Charges	
<b>CAPITAL IMPROVEMENTS *MEMO*</b>	50,000.00	4a Commercial 234 12.54		State and Federal Aid Receivable	
<b>DEBT SERVICE</b>		4b Industrial 1 .21		Other Receivables	
Principal Payments	280,000.00	4c Apartments 31 5.69		Total	
Interest Payments	320,398.47	Total 2582		<b>LIABILITIES, RESERVES, AND SURPLUS</b>	
<b>DEFERRED CHARGES</b>		Land Area 1.60 Sq. Miles		Cash Liabilities	
<b>SCHOOL, COUNTY, SPECIAL DISTRICT TAXES</b>		Net Valuation Taxable-Municipal		Reserves for Receivables	
<b>RESERVE FOR UNCOLLECTED TAXES</b>		Net Valuation Taxable-County		Surplus Dec. 31, 1990	
<b>EXPENDITURES TOTAL</b>	13,088,078.12	State Equalized Valuation		Total	
		State Equalization Ratio			

\*Includes County Health Service Taxes, County Vocational School Taxes, or County Open Space Tax. See Table 13.

Population 1980 4,772  
 Population 1990 4,475  
 S & P Rating  
 Moody Rating BAA1

General Tax Rate Per \$100.

2.07

State Equalized Tax Rate

2.26

## BRADLEY BEACH BORO. - MONMOUTH CO.

Form of Government

Commission (1911)

Number of Members - 3

PER CAPITA:

Gross Debt	532.99	PER CENT:	Gross Debt	.88
Net Debt	576.51		Net Debt	.87
Debt Service	84.19		Tax Levy Collected	93.15
Total Tax Levy	1,587.66		Tax Levy Cancelled, Abated	
Municipal Expenditures	1,046.32		or Adjusted	1.51

EXPENDITURES		REVENUES-REALIZED		1990 PROPERTY TAX	
GENERAL GOVERNMENT				STATE EQUALIZED TAX RATE	
Governing Body & Public Boards		1990 Property Taxes Collected	6,621,659.89	Local District School Taxes	.95 2,951,254.00
Municipal Clerk	67,279.52	1990 Payments in Lieu of Taxes		Regional & Consolidated School Tax	
Financial Administration	13,250.00	Delinquent Tax & Lien Collections	407,883.89	School Taxes in Municipal Budget	
Assessment of Taxes	16,559.70	Business Personalty Replacement Taxes	37,154.52	County Taxes	.40 * 1,262,965.10
Collection of Taxes	43,737.92	Taxes from Public Utilities	272,778.00	County Library Taxes	
Planning, Housing & Development	23,930.00	Other Miscellaneous Tax Revenues		Local Municipal Purpose Taxes	.91 2,852,417.13
Human Resources	46,972.62	State Aid Revenues	38,589.93	Veteran & Senior Citizen Taxes	38,550.00
Elections		Federal Aid Revenues		Total Taxes for Rate Computation	2.26 7,105,186.23
General Administration (other)	441,656.36	State and Local Fiscal Assistance Act Utilized		Special District Taxes	
JUDICIARY		Sale of Acquired Property	45,000.00	Bank Corp. Taxes	
Municipal Courts	51,862.50	Other Miscellaneous Revenues	1,082,673.46	Added and Omitted Taxes	38,135.75
PUBLIC SAFETY		Total	8,505,739.69	Total Taxes Levied - ABSTRACT	7,104,771.98
Fire Protection	101,577.26	Prior Years Surplus Appropriated	265,000.00	Total Taxes Billed	7,108,621.07
Police Protection	295,521.29	REVENUES TOTAL	8,770,739.69	1990 TAXES COLLECTED	6,621,659.89
Civil Defense & Disaster Control	601.25	Reserve For Uncollected Taxes	583,574.99	1990 Taxes Cancelled, Abated or Adjusted	107,435.96
Environmental Inspection & Control	172,270.93			Transfer to Tax Title Liens or Foreclosed	14,896.72
Other Public Safety		CAPITAL OUTLAY TOTAL	37,816.91	Balance Outstanding Dec. 31, 1990	364,628.50
PUBLIC WORKS				PRIOR YEARS TAXES OUTSTANDING	
Streets and Drainage	3,100.00	Public Enterprises		Balance January 1, 1990	442,216.78
Sewers and Sewage Processing		Recreation—Culture	2,714.86	Collected in 1990	279,505.97
Garbage and Trash Disposal	414,531.57	Public Works	21,489.95	Cancelled, Abated or Adjusted 1990	45,385.65
Public Buildings and Grounds	43,913.73	Buildings and Grounds		Transfers to Tax Title Liens or Foreclosed	117,144.59
Other Public Works	325,564.19	Library and Education	13,612.10	Balance December 31, 1990	180.57
HEALTH and WELFARE		Conservation		TAX TITLE LIENS OUTSTANDING	
Health Services Except Environmental	14,617.00	All Other		Balance January 1, 1990	23,949.44
Welfare-Public Assistance	25,000.00			Transfer From Taxes	133,871.10
Hospital, Clinics, First Aid		CAPITAL DEBT AUTHORIZED, DECEMBER 31, 1990		Redeemed in 1990	128,377.92
Animal, Insect, & Rodent Control	2,200.00	ISSUED AND UNISSUED		Cancelled, Abated or Adjusted (1990)	
Other Welfare Services	10,832.00	School	29,000	Transfers to Foreclosed Property	
RECREATION and CONSERVATION		Self-Liquidating	51,769	Balance December 31, 1990	29,442.62
Beaches and Boardwalks	219,949.69	Other	2,528,108	PROPERTY ACQUIRED BY DEED OR	
Parks, Playgrounds, Shade Trees	10,917.91	Total	2,608,877	FORECLOSURE	
Land Reclamation & Conservation	24,954.29			Balance January 1, 1990	126,955.00
Other Recreational Services	36,576.36	ISSUED AND OUTSTANDING		Transfers From Taxes or Liens	
EDUCATION (excluding schools)		School	29,000.00	Sale for Cash (1990)	42,000.00
Libraries	79,248.27	Self-Liquidating	20,000.00	Cancelled, Abated or Adjusted (1990)	45,400.00
Other Educational Services		Other	1,957,677.54	Balance December 31, 1990	39,555.00
STATUTORY EXPENDITURES		Total	2,006,677.54	CURRENT FINANCES DECEMBER 31, 1990	
Pensions & F. I. C. A.	239,412.29	EQUALIZED VALUATION BASIS		ASSETS	
Employee Fringe Benefits	290,208.71	FOR NET DEBT COMPUTATION	296,284,400	Cash Dec. 31, 1990	2,371,946.07
Other Statutory Expenditures		REAL PROPERTY VALUATIONS		Taxes Receivable	364,809.07
CETA And Other Public Employment Programs		Code Class # of Parcels % VAL'N	ASSESSED VALUATION	Tax Title Liens	29,442.62
MUNICIPAL FUNCTIONS TOTAL	3,671,345.41	1 Vacant Land 114 1.03	3,500,800.00	Foreclosed Property	39,555.00
CAPITAL IMPROVEMENTS *MEMO*	30,000.00	2 Residential 1773 80.11	273,056,450.00	Emergencies & Other Deferred Charges	34,832.47
DEBT SERVICE		3 Farm		State and Federal Aid Receivable	3,006.47
Principal Payments	253,000.00	4a Commercial 108 8.19	27,924,400.00	Other Receivables	120,222.61
Interest Payments	123,742.63	4b Industrial 6 .25	858,800.00	Total	2,963,814.31
		4c Apartments 47 10.42	35,520,400.00	LIABILITIES, RESERVES, AND SURPLUS	
DEFERRED CHARGES	50,620.00	Total 2048	340,860,850.00	Cash Liabilities	1,472,848.04
SCHOOL, COUNTY, SPECIAL DISTRICT TAXES	4,214,219.10	Land Area .70 Sq. Miles		Reserves for Receivables	534,859.30
RESERVE FOR UNCOLLECTED TAXES	583,574.99	Net Valuation Taxable-Municipal	341,366,239	Surplus Dec. 31, 1990	956,106.97
EXPENDITURES TOTAL	8,896,502.13	Net Valuation Taxable-County	313,650,128	Total	2,963,814.31
		State Equalized Valuation	312,249,353		
		State Equalization Ratio	109.34		



1805

Population 1980 **7,846**  
 Population 1990 **10,888**  
 S & P Rating  
 Moody Rating

General Tax Rate Per \$100. **1.71**  
 State Equalized Tax Rate **1.71**

## BRANCHBURG TOWNSHIP - SOMERSET CO.

Form of Government  
 Township Committee  
 Number of Members - 5

PER CAPITA:  
 Gross Debt **449.61**  
 Net Debt **378.26**  
 Debt Service **29.05**  
 Total Tax Levy **1,790.60**  
 Municipal Expenditures **656.82**

PER CENT:  
 Gross Debt **.47**  
 Net Debt **.39**  
 Tax Levy Collected **94.83**  
 Tax Levy Cancelled, Abated or Adjusted

EXPENDITURES		REVENUES-REALIZED		1990 PROPERTY TAX	
<b>GENERAL GOVERNMENT</b>				<b>STATE EQUALIZED TAX RATE</b>	
Governing Body & Public Boards		1990 Property Taxes Collected	<b>18,497,274.88</b>	Local District School Taxes	<b>1.05</b>
Municipal Clerk		1990 Payments in Lieu of Taxes		Regional & Consolidated School Tax	
Financial Administration	<b>83,488.00</b>	Delinquent Tax & Lien Collections	<b>987,370.72</b>	School Taxes in Municipal Budget	
Assessment of Taxes	<b>149,308.00</b>	Business Personalty Replacement Taxes	<b>105,477.56</b>	County Taxes	<b>.42</b>
Collection of Taxes	<b>39,472.00</b>	Taxes from Public Utilities	<b>2,035,114.00</b>	County Library Taxes	<b>.02</b>
Planning, Housing & Development	<b>131,423.82</b>	Other Miscellaneous Tax Revenues		Local Municipal Purpose Taxes	<b>.22</b>
Human Resources	<b>65,731.48</b>	State Aid Revenues	<b>94,776.62</b>	Veteran & Senior Citizen Taxes	
Elections	<b>3,220.00</b>	Federal Aid Revenues		Total Taxes for Rate Computation	<b>1.71</b>
General Administration (other)	<b>1,093,935.00</b>	State and Local Fiscal Assistance Act Utilized		Special District Taxes	
<b>JUDICIARY</b>		Sale of Acquired Property	<b>1,158,606.50</b>	Bank Corp. Taxes	
Municipal Courts	<b>65,039.00</b>	Other Miscellaneous Revenues	<b>22,879,620.28</b>	Added and Omitted Taxes	<b>758,304.27</b>
<b>PUBLIC SAFETY</b>		Total	<b>716,253.00</b>	Total Taxes Levied - ABSTRACT	<b>19,496,089.63</b>
Fire Protection	<b>254,295.00</b>	Prior Years Surplus Appropriated	<b>23,595,373.23</b>	Total Taxes Billed	<b>18,497,274.88</b>
Police Protection	<b>773,383.56</b>	REVENUES TOTAL	<b>1,203,800.00</b>	1990 TAXES COLLECTED	
Civil Defense & Disaster Control	<b>4,650.00</b>	CAPITAL OUTLAY TOTAL	<b>512,774.98</b>	1990 Taxes Cancelled, Abated or Adjusted	
Environmental Inspection & Control	<b>164,845.00</b>			Transfer to Tax Title Liens or Foreclosed	<b>12,158.10</b>
Other Public Safety	<b>6,000.00</b>			Balance Outstanding Dec. 31, 1990	<b>995,414.99</b>
<b>PUBLIC WORKS</b>				PRIOR YEARS TAXES OUTSTANDING	
Streets and Drainage	<b>1,145,705.00</b>	Public Enterprises	<b>51,211.25</b>	Balance January 1, 1990	<b>893,194.79</b>
Sewers and Sewage Processing	<b>50,000.00</b>	Recreation—Culture		Collected in 1990	<b>859,603.75</b>
Gorbage and Trash Disposal		Public Works	<b>435,990.62</b>	Cancelled, Abated or Adjusted 1990	
Public Buildings and Grounds	<b>469,440.00</b>	Buildings and Grounds	<b>25,573.11</b>	Transfers to Tax Title Liens or Foreclosed	<b>5,490.50</b>
Other Public Works	<b>12,725.44</b>	Library and Education		Balance December 31, 1990	<b>28,100.53</b>
<b>HEALTH and WELFARE</b>		Conservation		TAX TITLE LIENS OUTSTANDING	
Health Services Except Environmental	<b>119,233.00</b>	All Other		Balance January 1, 1990	<b>127,766.95</b>
Welfare-Public Assistance	<b>15,040.00</b>	CAPITAL DEBT AUTHORIZED, DECEMBER 31, 1990		Transfer From Taxes	<b>18,510.05</b>
Hospital, Clinics, First Aid	<b>500.00</b>	ISSUED AND UNISSUED GROSS DEBT		Redeemed in 1990	<b>127,766.96</b>
Animal, Insect, & Rodent Control	<b>4,200.00</b>	School	<b>612,000</b>	Cancelled, Abated or Adjusted (1990)	
Other Welfare Services	<b>600.00</b>	Self-Liquidating	<b>68,000</b>	Transfers to Foreclosed Property	
<b>RECREATION and CONSERVATION</b>		Other	<b>4,215,356</b>	Balance December 31, 1990	<b>18,510.05</b>
Beaches and Boardwalks		Total	<b>4,895,356</b>	PROPERTY ACQUIRED BY DEED OR FORECLOSURE	
Parks, Playgrounds, Shade Trees		ISSUED AND OUTSTANDING		Balance January 1, 1990	
Land Reclamation & Conservation	<b>37,520.00</b>	School	<b>612,000.00</b>	Transfers From Taxes or Liens	
Other Recreational Services	<b>105,777.00</b>	Self-Liquidating	<b>68,000.00</b>	Sale for Cash (1990)	
<b>EDUCATION (excluding schools)</b>		Other	<b>3,939,000.00</b>	Cancelled, Abated or Adjusted (1990)	
Libraries		Total	<b>4,619,000.00</b>	Balance December 31, 1990	
Other Educational Services	<b>3,500.00</b>	EQUALIZED VALUATION BASIS		CURRENT FINANCES DECEMBER 31, 1990	
<b>STATUTORY EXPENDITURES</b>		FOR NET DEBT COMPUTATION	<b>1,051,351,627</b>	ASSETS	
Pensions & F. L. C. A.	<b>327,639.00</b>	REAL PROPERTY VALUATIONS		Cash Dec. 31, 1990	<b>4,107,850.49</b>
Employee Fringe Benefits	<b>434,747.00</b>	Code Class # of Parcels % VAL'N		Taxes Receivable	<b>1,023,515.52</b>
Other Statutory Expenditures		1 Vacant Land 682 5.94	<b>64,809,700.00</b>	Tax Title Liens	<b>18,510.05</b>
CETA And Other Public Employment Programs		2 Residential 3194 68.51	<b>747,290,400.00</b>	Foreclosed Property	
<b>MUNICIPAL FUNCTIONS</b>		3 Farm 239 2.50	<b>27,230,900.00</b>	Emergencies & Other Deferred Charges	<b>60,000.00</b>
CAPITAL IMPROVEMENTS	<b>*MEMO*</b>	4a Commercial 103 5.32	<b>59,076,400.00</b>	State and Federal Aid Receivable	<b>3,153.43</b>
<b>DEBT SERVICE</b>		4b Industrial 124 17.73	<b>193,411,400.00</b>	Other Receivables	<b>13,806.17</b>
Principal Payments	<b>50,000.00</b>	4c Apartments		Total	<b>5,226,841.66</b>
Interest Payments	<b>266,239.00</b>	Total 4342	<b>1,090,818,800.00</b>	LIABILITIES, RESERVES, AND SURPLUS	
<b>DEFERRED CHARGES</b>		Land Area 20.35 Sq. Miles		Cash Liabilities	<b>2,278,465.15</b>
SCHOOL, COUNTY, SPECIAL DISTRICT TAXES	<b>16,379,613.81</b>	Net Valuation Taxable-Municipal	<b>1,096,289,105</b>	Reserves for Receivables	<b>1,055,831.74</b>
RESERVE FOR UNCOLLECTED TAXES	<b>1,203,800.00</b>	Net Valuation Taxable-County	<b>1,090,240,725</b>	Surplus Dec. 31, 1990	<b>1,892,544.77</b>
<b>EXPENDITURES</b>		State Equalized Valuation	<b>1,095,417,143</b>	Total	<b>5,226,841.66</b>
<b>TOTAL</b>	<b>23,531,120.11</b>	State Equalization Ratio	<b>100.08</b>		



1903  
 Population 1980 870  
 Population 1990 851  
 S & P Rating  
 Moody Rating

General Tax Rate Per \$100. 2.16  
 State Equalized Tax Rate .98

**BRANCHVILLE BOROUGH - SUSSEX CO.**  
 Form of Government  
 Borough Council  
 Number of Members - 6

PER CAPITA:  
 Gross Debt 1,408.80  
 Net Debt 160.99  
 Debt Service  
 Total Tax Levy 922.18  
 Municipal Expenditures 1,097.95

PER CENT:  
 Gross Debt 1.66  
 Net Debt .19  
 Tax Levy Collected 96.73  
 Tax Levy Cancelled, Abated or Adjusted

EXPENDITURES		REVENUES-REALIZED		1990 PROPERTY TAX	
GENERAL GOVERNMENT				STATE EQUALIZED TAX RATE	
Governing Body & Public Boards				Local District Schaal Taxes .23	
Municipal Clerk				Regional & Consolidated School Tax .35	
Financial Administration	41,500.00			Schaal Taxes in Municipal Budget	
Assessment of Taxes	11,620.00			County Taxes .37 *	
Collection of Taxes	20,200.00			County Library Taxes .02	
Planning, Housing & Development	12,300.00			Local Municipal Purpose Taxes	
Human Resources				Veteran & Senior Citizen Taxes	
Elections				Total Taxes for Rate Computation .97	
General Administration (other)	106,300.00			Special District Taxes	
JUDICIARY				Bank Corp. Taxes	
Municipal Courts	14,500.00			Added and Omitted Taxes	
PUBLIC SAFETY				Total Taxes Levied - ABSTRACT	
Fire Protection	51,126.00			Total Taxes Billed	
Police Protection	12,000.00			1990 TAXES COLLECTED	
Civil Defense & Disaster Control	3,050.00			1990 Taxes Cancelled, Abated or Adjusted	
Environmental Inspection & Control	13,500.00			Transfer to Tax Title Liens or Foreclosed	
Other Public Safety				Balance Outstanding Dec. 31, 1990	
PUBLIC WORKS				PRIOR YEARS TAXES OUTSTANDING	
Streets and Drainage	173,000.00			Balance January 1, 1990	
Sewers and Sewage Processing	5,000.00			Collected in 1990	
Garbage and Trash Disposal	93,900.00			Cancelled, Abated or Adjusted 1990	
Public Buildings and Grounds	24,000.00			Transfers to Tax Title Liens or Foreclosed	
Other Public Works				Balance December 31, 1990	
HEALTH and WELFARE				TAX TITLE LIENS OUTSTANDING	
Health Services Except Environmental	3,650.00			Balance January 1, 1990	
Welfare-Public Assistance	4,090.00			Transfer From Taxes	
Hospital, Clinics, First Aid	3,000.00			Redeemed in 1990	
Animal, Insect, & Rodent Control	1,500.00			Cancelled, Abated or Adjusted (1990)	
Other Welfare Services				Transfers to Foreclosed Property	
RECREATION and CONSERVATION				Balance December 31, 1990	
Beaches and Boardwalks				PROPERTY ACQUIRED BY DEED OR FORECLOSURE	
Parks, Playgrounds, Shade Trees				Balance January 1, 1990	
Land Reclamation & Conservation				Transfers From Taxes or Liens	
Other Recreational Services	22,700.00			Sale for Cash (1990)	
EDUCATION (excluding schools)				Cancelled, Abated or Adjusted (1990)	
Libraries				Balance December 31, 1990	
Other Educational Services	80,000.00			CURRENT FINANCES DECEMBER 31, 1990	
STATUTORY EXPENDITURES				ASSETS	
Pensions & F. I. C. A.	19,220.00			Cash Dec. 31, 1990	
Employee Fringe Benefits				Taxes Receivable	
Other Statutory Expenditures	1,430.00			Tax Title Liens	
CETA And Other Public Employment Programs				Foreclosed Property	
MUNICIPAL FUNCTIONS TOTAL	717,636.00			Emergencies & Other Deferred Charges	
CAPITAL IMPROVEMENTS *MEMO*	133,000.00			State and Federal Aid Receivable	
DEBT SERVICE				Other Receivables	
Principal Payments				Total	
Interest Payments				LIABILITIES, RESERVES, AND SURPLUS	
DEFERRED CHARGES	149,322.54			Cash Liabilities	
SCHOOL, COUNTY, SPECIAL DISTRICT TAXES	734,779.02			Reserves for Receivables	
RESERVE FOR UNCOLLECTED TAXES	66,898.00			Surplus Dec. 31, 1990	
EXPENDITURES TOTAL	1,717,135.56			Total	
		CAPITAL OUTLAY TOTAL			
		Public Enterprises			
		Recreation-Culture			
		Public Works			
		Buildings and Grounds			
		Library and Education			
		Conservation			
		All Other			
		CAPITAL DEBT AUTHORIZED, DECEMBER 31, 1990			
		ISSUED AND UNISSUED GROSS DEBT NET DEBT			
		School 591,391			
		Self-Liquidating 470,000			
		Other 137,000			
		Total 1,198,391			
		ISSUED AND OUTSTANDING			
		School			
		Self-Liquidating			
		Other			
		Total			
		EQUALIZED VALUATION BASIS			
		FOR NET DEBT COMPUTATION			
		REAL PROPERTY VALUATIONS			
		Code Class # of Parcels % VAL'N ASSESSED VALUATION			
		1 Vacant Land 49 1.19 431,200.00			
		2 Residential 273 46.30 16,936,650.00			
		3 Farm			
		4a Commercial 52 51.17 18,607,300.00			
		4b Industrial			
		4c Apartments 4 1.34 437,800.00			
		Total 379 36,362,950.00			
		Land Area .56 Sq. Miles			
		Net Valuation Taxable-Municipal			
		Net Valuation Taxable-County			
		State Equalized Valuation			
		State Equalization Ratio			

\*Includes County Health Service Taxes, County Vocational Schaal Taxes, or County Open Space Tax. See Table 13.

Population 1980 53,629  
 Population 1990 66,473  
 S & P Rating A  
 Moody Rating AAA

General Tax Rate Per \$100. 4.33  
 State Equalized Tax Rate 1.66

BRICK TOWNSHIP - OCEAN COUNTY  
 Form of Government  
 Mayor-Council Plan B (OMCL 50)  
 Number of Members - 7

PER CAPITA:  
 Gross Debt 587.05  
 Net Debt 467.84  
 Debt Service 60.09  
 Total Tax Levy 1,218.54  
 Municipal Expenditures 486.24

PER CENT:  
 Gross Debt .37  
 Net Debt .70  
 Tax Levy Collected 94.11  
 Tax Levy Cancelled, Abated or Adjusted 1.73

EXPENDITURES		REVENUES-REALIZED		1990 PROPERTY TAX	
<b>GENERAL GOVERNMENT</b>				<b>STATE EQUALIZED TAX RATE</b>	
Governing Body & Public Boards	151,035.00	1990 Property Taxes Collected	76,240,705.71	Local District School Taxes	.51 42,716,935.30
Municipal Clerk	201,012.00	1990 Payments in Lieu of Taxes		Regional & Consolidated School Tax	
Financial Administration	181,224.00	Delinquent Tax & Lien Collections	2,677,071.56	School Taxes in Municipal Budget	
Assessment of Taxes	1,776,555.00	Business Personalty Replacement Taxes	199,357.00	County Taxes	.39 * 18,358,674.44
Collection of Taxes	252,629.00	Taxes from Public Utilities	3,308,046.00	County Library Taxes	.03 1,224,258.10
Planning, Housing & Development	192,261.00	Other Miscellaneous Tax Revenues		Local Municipal Purpose Taxes	.34 15,981,546.00
Human Resources	336,236.52	State Aid Revenues	420,056.21	Veteran & Senior Citizen Taxes	752,950.00
Elections	3,800.00	Federal Aid Revenues		Total Taxes for Rate Computation	1.67 79,034,263.84
General Administration (other)	1,585,752.00	State and Local Fiscal Assistance Act Utilized		Special District Taxes	1,804,000.00
<b>JUDICIARY</b>		Sale of Acquired Property		Bank Corp. Taxes	
Municipal Courts	258,790.48	Other Miscellaneous Revenues	3,579,929.37	Added and Omitted Taxes	914,624.17
<b>PUBLIC SAFETY</b>		Total	86,425,165.85	Total Taxes Levied - ABSTRACT	81,000,038.01
Fire Protection		Prior Years Surplus Appropriated	6,325,000.00	Total Taxes Billed	81,010,872.79
Police Protection	5,346,520.64	REVENUES TOTAL	92,750,165.85	1990 TAXES COLLECTED	76,240,705.71
Civil Defense & Disaster Control	3,400.00	Reserve For Uncollected Taxes	4,332,000.00	1990 Taxes Cancelled, Abated or Adjusted	1,399,875.53
Environmental Inspection & Control	465,357.00	<b>CAPITAL OUTLAY TOTAL</b>	1,994,398.92	Transfer to Tax Title Liens or Foreclosed	586,494.97
Other Public Safety				Balance Outstanding Dec. 31, 1990	2,783,796.49
<b>PUBLIC WORKS</b>				<b>PRIOR YEARS TAXES OUTSTANDING</b>	
Streets and Drainage	1,189,819.00	Public Enterprises		Balance January 1, 1990	3,015,453.55
Sewers and Sewage Processing		Recreation-Culture	454,433.19	Collected in 1990	2,551,383.80
Garbage and Trash Disposal	6,702,585.00	Public Works	1,221,587.13	Cancelled, Abated or Adjusted 1990	
Public Buildings and Grounds	623,191.00	Buildings and Grounds	318,378.50	Transfers to Tax Title Liens or Foreclosed	327,108.42
Other Public Works	133,000.00	Library and Education		Balance December 31, 1990	136,961.33
<b>HEALTH and WELFARE</b>		Conservation		<b>TAX TITLE LIENS OUTSTANDING</b>	
Health Services Except Environmental		All Other		Balance January 1, 1990	278,836.07
Welfare-Public Assistance	45,000.00	<b>CAPITAL DEBT AUTHORIZED, DECEMBER 31, 1990</b>		Transfer From Taxes	972,983.39
Hospital, Clinics, First Aid	500.00	ISSUED AND UNISSUED GROSS DEBT		Redeemed in 1990	125,687.76
Animal, Insect, & Rodent Control	40,000.00	School	7,767,000.00	Cancelled, Abated or Adjusted (1990)	
Other Welfare Services	38,142.00	Self-Liquidating	125,000.00	Transfers to Foreclosed Property	
<b>RECREATION and CONSERVATION</b>		Other	31,130,851	Balance December 31, 1990	1,126,131.70
Beaches and Boardwalks	53,949.00	Total	39,022,851	<b>PROPERTY ACQUIRED BY DEED OR FORECLOSURE</b>	
Parks, Playgrounds, Shade Trees	1,000.00	<b>ISSUED AND OUTSTANDING</b>		Balance January 1, 1990	386,550.00
Land Reclamation & Conservation	143,922.50	School	7,767,000.00	Transfers From Taxes or Liens	
Other Recreational Services	323,300.00	Self-Liquidating	125,000.00	Sale for Cash (1990)	
<b>EDUCATION (excluding schools)</b>		Other	30,415,601.88	Cancelled, Abated or Adjusted (1990)	
Libraries		Total	38,307,601.88	Balance December 31, 1990	386,550.00
Other Educational Services		<b>EQUALIZED VALUATION BASIS</b>		<b>CURRENT FINANCES DECEMBER 31, 1990</b>	
<b>STATUTORY EXPENDITURES</b>		FOR NET DEBT COMPUTATION	4,470,031,297	<b>ASSETS</b>	
Pensions & F. L. C. A.	1,994,000.00	<b>REAL PROPERTY VALUATIONS</b>		Cash Dec. 31, 1990	14,350,158.03
Employee Fringe Benefits	1,633,403.86	Code Class # of Parcels % VAL'N		Taxes Receivable	2,920,757.82
Other Statutory Expenditures		1 Vacant Land 4386 3.82	68,581,200.00	Tax Title Liens	1,126,131.70
CETA And Other Public Employment Programs		2 Residential 26178 85.30	1,532,967,550.00	Foreclosed Property	386,550.00
<b>MUNICIPAL FUNCTIONS TOTAL</b>	23,681,385.00	3 Farm 6 .04	692,900.00	Emergencies & Other Deferred Charges	1,500,000.00
<b>CAPITAL IMPROVEMENTS *MEMO*</b>	100,000.00	4a Commercial 637 9.21	165,541,250.00	State and Federal Aid Receivable	
<b>DEBT SERVICE</b>		4b Industrial 17 .22	4,002,950.00	Other Receivables	400,956.72
Principal Payments	1,732,492.34	4c Apartments 14 1.41	25,421,750.00	Total	20,684,554.27
Interest Payments	2,261,566.92	Total 31238	1,797,207,600.00	<b>LIABILITIES, RESERVES, AND SURPLUS</b>	
<b>DEFERRED CHARGES</b>	314,626.73	Land Area 26.40 Sq. Miles		Cash Liabilities	5,511,301.15
SCHOOL, COUNTY, SPECIAL DISTRICT TAXES	64,103,867.84	Net Valuation Taxable-Municipal	1,806,340,978	Reserves for Receivables	4,834,396.24
RESERVE FOR UNCOLLECTED TAXES	4,332,000.00	Net Valuation Taxable-County	4,807,771,922	Surplus Dec. 31, 1990	10,338,856.88
<b>EXPENDITURES TOTAL</b>	96,425,938.83	State Equalized Valuation	4,691,800,392	Total	20,684,554.27
		State Equalization Ratio	38.38		



Population 1980 13,795  
 Population 1990 13,942  
 S & P Rating  
 Moody Rating 3AA

General Tax Rate Per \$100.

6.47

State Equalized Tax Rate

3.37

## BRIDGETON CITY - CUMBERLAND COUNTY

Form of Government

Mayor-Council Plan A (OMCL 50)

Number of Members - 5

## PER CAPITA:

Gross Debt 374.39  
 Net Debt 209.28  
 Debt Service 20.11  
 Total Tax Levy 566.54  
 Municipal Expenditures 566.15

## PER CENT:

Gross Debt 2.57  
 Net Debt 1.44  
 Tax Levy Collected 86.84  
 Tax Levy Cancelled, Abated or Adjusted .29

EXPENDITURES		REVENUES-REALIZED		1990 PROPERTY TAX	
GENERAL GOVERNMENT				STATE EQUALIZED TAX RATE	
Governing Body & Public Boards	77,400.00	1990 Property Taxes Collected	9,328,416.41	Local District School Taxes	1.25 3,974,605.00
Municipal Clerk	61,935.00	1990 Payments in Lieu of Taxes	116,647.05	Regional & Consolidated School Tax	
Financial Administration	139,739.42	Delinquent Tax & Lien Collections	1,103,386.81	School Taxes in Municipal Budget	
Assessment of Taxes	55,729.00	Business Personalty Replacement Taxes	579,480.76	County Taxes	1.09 * 3,447,654.74
Collection of Taxes	118,776.00	Taxes from Public Utilities	905,633.00	County Library Taxes	
Planning, Housing & Development	277,231.00	Other Miscellaneous Tax Revenues		Local Municipal Purpose Taxes	1.03 3,260,000.00
Human Resources	1,266,713.52	State Aid Revenues	2,739,848.69	Veteran & Senior Citizen Taxes	
Elections	20,704.00	Federal Aid Revenues		Total Taxes for Rate Computation	3.37 10,874,409.74
General Administration (other)	1,296,130.87	State and Local Fiscal Assistance Act Utilized		Special District Taxes	
JUDICIARY		Sale of Acquired Property		Bank Corp. Taxes	
Municipal Courts	191,256.03	Other Miscellaneous Revenues	1,560,947.22	Added and Omitted Taxes	49,058.06
PUBLIC SAFETY		Total	16,334,359.94	Total Taxes Levied - ABSTRACT	10,731,317.80
Fire Protection	523,837.38	Prior Years Surplus Appropriated	1,064,500.00	Total Taxes Billed	10,741,990.62
Police Protection	1,614,305.27	REVENUES TOTAL	17,398,859.94	1990 TAXES COLLECTED	9,328,416.41
Civil Defense & Disaster Control	2,550.00	Reserve for Uncollected Taxes	1,462,068.36	1990 Taxes Cancelled, Abated or Adjusted	31,231.64
Environmental Inspection & Control	120,041.00	CAPITAL OUTLAY TOTAL	709,098.76	Transfer to Tax Title Liens or Foreclosed	330,723.61
Other Public Safety				Balance Outstanding Dec. 31, 1990	1,051,618.96
PUBLIC WORKS				PRIOR YEARS TAXES OUTSTANDING	
Streets and Drainage	1,011,272.00	Public Enterprises		Balance January 1, 1990	1,026,764.11
Sewers and Sewage Processing		Recreation-Culture	20,455.77	Collected in 1990	933,214.63
Garbage and Trash Disposal	249,876.00	Public Works	48,117.03	Cancelled, Abated or Adjusted 1990	248.29
Public Buildings and Grounds	298,056.00	Buildings and Grounds	640,525.96	Transfers to Tax Title Liens or Foreclosed	78,921.57
Other Public Works		Library and Education		Balance December 31, 1990	14,379.62
HEALTH and WELFARE		Conservation		TAX TITLE LIENS OUTSTANDING	
Health Services Except Environmental	339,438.75	All Other		Balance January 1, 1990	765,185.42
Welfare-Public Assistance	88,599.00	CAPITAL DEBT AUTHORIZED, DECEMBER 31, 1990		Transfer From Taxes	418,994.42
Hospital, Clinics, First Aid		ISSUED AND UNISSUED		Redeemed in 1990	170,172.18
Animal, Insect, & Radent Control		School	2,838,000	Cancelled, Abated or Adjusted (1990)	
Other Welfare Services		Self-Liquidating	273,000	Transfers to Foreclosed Property	39,205.08
RECREATION and CONSERVATION		Other	3,980,750	Balance December 31, 1990	974,802.58
Beaches and Boardwalks		Total	7,091,750	PROPERTY ACQUIRED BY DEED OR	
Parks, Playgrounds, Shade Trees	5,144.00	ISSUED AND OUTSTANDING		FORECLOSURE	
Land Reclamation & Conservation		School	2,838,000.00	Balance January 1, 1990	2,108,929.92
Other Recreational Services	288,322.00	Self-Liquidating	354,000.00	Transfers From Taxes or Liens	44,316.38
EDUCATION (excluding schools)		Other	3,383,500.00	Sale for Cash (1990)	87,823.50
Libraries	158,929.00	Total	6,575,500.00	Cancelled, Abated or Adjusted (1990)	220,372.80
Other Educational Services	18,900.00	EQUALIZED VALUATION BASIS		Balance December 31, 1990	1,845,050.00
STATUTORY EXPENDITURES		FOR NET DEBT COMPUTATION	276,168,748	CURRENT FINANCES DECEMBER 31, 1990	
Pensions & F. L. C. A.	622,508.85	REAL PROPERTY VALUATIONS		ASSETS	
Employee Fringe Benefits		Code Class # of Parcels % VAL'N	ASSESSED VALUATION	Cash Dec. 31, 1990	2,694,648.59
Other Statutory Expenditures		1 Vacant Land 913 1.82	2,936,000.00	Taxes Receivable	1,065,998.58
CETA And Other Public Employment Programs		2 Residential 4553 65.29	105,081,700.00	Tax Title Liens	974,802.58
MUNICIPAL FUNCTIONS TOTAL	8,847,494.59	3 Farm 12 .13	203,600.00	Foreclosed Property	1,845,050.00
CAPITAL IMPROVEMENTS *MEMO*	64,500.00	4a Commercial 487 16.68	26,846,470.00	Emergencies & Other Deferred Charges	10,500.00
DEBT SERVICE		4b Industrial 54 12.09	19,461,280.00	State and Federal Aid Receivable	748,118.62
Principal Payments	180,750.00	4c Apartments 37 3.98	6,412,600.00	Other Receivables	2,396,607.58
Interest Payments	200,090.59	Total	160,941,650.00	Total	9,735,725.95
DEFERRED CHARGES	33,657.65	Land Area 6.50 Sq. Miles		LIABILITIES, RESERVES, AND SURPLUS	
SCHOOL, COUNTY, SPECIAL DISTRICT TAXES	7,422,259.74	Net Valuation Taxable-Municipal	165,284,142	Cash Liabilities	2,452,205.94
RESERVE FOR UNCOLLECTED TAXES	1,462,068.36	Net Valuation Taxable-County	300,175,188	Reserves for Receivables	6,282,458.74
EXPENDITURES TOTAL	18,146,320.93	State Equalized Valuation	313,251,609	Surplus Dec. 31, 1990	1,001,061.27
		State Equalization Ratio	52.10	Total	9,735,725.95



1806

Population 1980 **29,175**  
 Population 1990 **32,509**  
 S & P Rating **AA**  
 Moody Rating **AA1**

General Tax Rate Per \$100. **2.36**  
 State Equalized Tax Rate **1.57**

**BRIDGEWATER TOWNSHIP - SOMERSET CO.**  
 Form of Government  
**Mayor-Council Plan E (OMCL 50)**  
 Number of Members - 5

PER CAPITA: Gross Debt **1,614.95** PER CENT: Gross Debt **1.63**  
 Net Debt **873.95** Net Debt **.88**  
 Debt Service **48.47** Tax Levy Collected **96.51**  
 Total Tax Levy **1,734.17** Tax Levy Cancelled, Abated or Adjusted **.09**  
 Municipal Expenditures **503.97**

EXPENDITURES		REVENUES-REALIZED		1990 PROPERTY TAX	
<b>GENERAL GOVERNMENT</b>				<b>STATE EQUALIZED TAX RATE</b>	
Governing Body & Public Boards	187,070.00	1990 Property Taxes Collected	54,574,196.53	Local District School Taxes	
Municipal Clerk	123,407.00	1990 Payments in Lieu of Taxes		Regional & Consolidated School Tax	1.01
Financial Administration	228,237.00	Delinquent Tax & Lien Collections	1,186,105.75	School Taxes in Municipal Budget	
Assessment of Taxes	95,736.00	Business Personalty Replacement Taxes	2,083,808.88	County Taxes	.43
Collection of Taxes	159,541.00	Taxes from Public Utilities	3,665,563.00	County Library Taxes	.03
Planning, Housing & Development	235,526.30	Other Miscellaneous Tax Revenues		Local Municipal Purpose Taxes	.10
Human Resources	116,251.00	State Aid Revenues	340,362.16	Veteran & Senior Citizen Taxes	
Elections	3,654.00	Federal Aid Revenues		Total Taxes for Rate Computation	1.57
General Administration (other)	2,063,970.00	State and Local Fiscal Assistance Act Utilized		Special District Taxes	
<b>JUDICIARY</b>		Sale of Acquired Property		Bank Corp. Taxes	
Municipal Courts	244,587.42	Other Miscellaneous Revenues	5,299,151.26	Added and Omitted Taxes	
<b>PUBLIC SAFETY</b>		Total	67,149,187.60	Total Taxes Levied - ABSTRACT	710,456.43
Fire Protection	466,837.00	Prior Years Surplus Appropriated	3,008,761.11	Total Taxes Billed	56,376,061.00
Police Protection	3,171,228.80	REVENUES	70,157,948.71	1990 TAXES COLLECTED	54,574,196.53
Civil Defense & Disaster Control	15,133.00	Reserve For Uncollected Taxes	1,884,420.09	1990 Taxes Cancelled, Abated or Adjusted	52,731.18
Environmental Inspection & Control	278,442.00	<b>CAPITAL OUTLAY</b>	4,353,235.89	Transfer to Tax Title Liens or Foreclosed	174,112.27
Other Public Safety		Total		Balance Outstanding Dec. 31, 1990	1,745,108.04
<b>PUBLIC WORKS</b>		Public Enterprises	50,353.62	<b>PRIOR YEARS TAXES OUTSTANDING</b>	
Streets and Drainage	2,234,211.00	Recreation-Culture	27,515.37	Balance January 1, 1990	1,088,293.92
Sewers and Sewage Processing	116,071.00	Public Works	3,522,405.37	Collected in 1990	1,079,824.75
Garbage and Trash Disposal		Buildings and Grounds	752,961.53	Cancelled, Abated or Adjusted 1990	22.59
Public Buildings and Grounds	177,275.00	Library and Education		Transfers to Tax Title Liens or Foreclosed	
Other Public Works		Conservation		Balance December 31, 1990	8,446.58
<b>HEALTH and WELFARE</b>		All Other		<b>TAX TITLE LIENS OUTSTANDING</b>	
Health Services Except Environmental	126,638.00	<b>CAPITAL DEBT AUTHORIZED, DECEMBER 31, 1990</b>		Balance January 1, 1990	527,731.31
Welfare-Public Assistance	74,541.00	ISSUED AND UNISSUED		Transfer From Taxes	174,113.27
Hospital, Clinics, First Aid	5,000.00	School	20,747,559	Redeemed in 1990	106,281.00
Animal, Insect, & Rodent Control	41,000.00	Self-Liquidating	9,230,500	Cancelled, Abated or Adjusted (1990)	
Other Welfare Services	3,000.00	Other	22,522,334	Transfers to Foreclosed Property	
<b>RECREATION and CONSERVATION</b>		Total	52,500,393	Balance December 31, 1990	595,564.08
Beaches and Boardwalks		<b>ISSUED AND OUTSTANDING</b>		<b>PROPERTY ACQUIRED BY DEED OR FORECLOSURE</b>	
Parks, Playgrounds, Shade Trees	272,728.00	School	394,023.59	Balance January 1, 1990	360,671.00
Land Reclamation & Conservation	61,403.00	Self-Liquidating	7,160,000.00	Transfers From Taxes or Liens	
Other Recreational Services	327,435.00	Other	7,859,000.00	Sale for Cash (1990)	
<b>EDUCATION (excluding schools)</b>		Total	15,413,023.59	Cancelled, Abated or Adjusted (1990)	
Libraries	133,840.00	<b>EQUALIZED VALUATION BASIS</b>		Balance December 31, 1990	360,671.00
Other Educational Services		FOR NET DEBT COMPUTATION	3,220,479,143	<b>CURRENT FINANCES DECEMBER 31, 1990</b>	
<b>STATUTORY EXPENDITURES</b>		<b>REAL PROPERTY VALUATIONS</b>		<b>ASSETS</b>	
Pensions & F. I. C. A.	1,062,196.70	Code Class # of Parcels % VAL'N		Cash Dec. 31, 1990	9,617,207.34
Employee Fringe Benefits	883,430.00	1 Vacant Land 1547 4.09	94,660,700.00	Taxes Receivable	1,753,554.62
Other Statutory Expenditures		2 Residential 10803 62.31	1,441,068,500.00	Tax Title Liens	595,564.03
CETA And Other Public Employment Programs		3 Farm 91 .48	11,191,412.00	Foreclosed Property	360,671.00
<b>MUNICIPAL FUNCTIONS</b>		4a Commercial 293 20.34	481,961,860.00	Emergencies & Other Deferred Charges	
<b>CAPITAL IMPROVEMENTS</b>	<b>*MEMO*</b>	4b Industrial 55 11.59	268,031,600.00	State and Federal Aid Receivable	10,519.36
<b>DEBT SERVICE</b>		4c Apartments 56 .68	15,644,200.00	Other Receivables	55,483.89
Principal Payments	866,761.11	Total 12845	2,312,553,272.00	Total	12,393,000.29
Interest Payments	708,904.00	Land Area 32.30 Sq. Miles		<b>LIABILITIES, RESERVES, AND SURPLUS</b>	
<b>DEFERRED CHARGES</b>		Net Valuation Taxable-Municipal	2,319,696,130	Cash Liabilities	3,654,956.91
<b>SCHOOL, COUNTY, SPECIAL DISTRICT TAXES</b>		Net Valuation Taxable-County	3,563,201,549	Reserves for Receivables	2,765,273.59
<b>RESERVE FOR UNCOLLECTED TAXES</b>		State Equalized Valuation	3,488,333,511	Surplus Dec. 31, 1990	5,972,769.79
<b>EXPENDITURES</b>	<b>TOTAL</b>	State Equalization Ratio	66.43	Total	12,393,000.29

1308

Population 1980 4,068

Population 1990 4,406

S &amp; P Rating

Moody Rating

General Tax Rate Per \$100.

1.34

State Equalized Tax Rate

1.46

## BRIELLE BOROUGH - MONMOUTH COUNTY

Form of Government

Borough Council

Number of Members - 6

PER CAPITA:

Gross Debt 889.89

Net Debt 308.29

Debt Service 80.83

Total Tax Levy 1,836.46

Municipal Expenditures 809.80

PER CENT:

Gross Debt .75

Net Debt .26

Tax Levy Collected 96.45

Tax Levy Cancelled, Abated

or Adjusted .35

EXPENDITURES		REVENUES-REALIZED		1990 PROPERTY TAX	
GENERAL GOVERNMENT				STATE EQUALIZED TAX RATE	
Governing Body & Public Boards		1990 Property Taxes Collected	7,814,668.66	Local District School Taxes	.60
Municipal Clerk		1990 Payments in Lieu of Taxes		Regional & Consolidated School Tax	
Financial Administration	15,350.00	Delinquent Tax & Lien Collections	154,333.22	School Taxes in Municipal Budget	
Assessment of Taxes	13,100.00	Business Personality Replacement Taxes	35,274.52	County Taxes	.42 *
Collection of Taxes	30,000.00	Taxes from Public Utilities	245,739.00	County Library Taxes	.01
Planning, Housing & Development	38,400.00	Other Miscellaneous Tax Revenues		Local Municipal Purpose Taxes	.42
Human Resources	87,174.15	State Aid Revenues	34,050.59	Veteran & Senior Citizen Taxes	
Elections		Federal Aid Revenues		Total Taxes for Rate Computation	1.45
General Administration (other)	351,700.00	State and Local Fiscal Assistance Act Utilized		Special District Taxes	
JUDICIARY		Sale of Acquired Property		Bank Corp. Taxes	
Municipal Courts	54,107.01	Other Miscellaneous Revenues		Added and Omitted Taxes	
PUBLIC SAFETY		Total	8,659,781.86	Total Taxes Levied - ABSTRACT	
Fire Protection	73,656.40	Prior Years Surplus Appropriated	699,000.00	Total Taxes Billed	
Police Protection	812,521.58	REVENUES TOTAL	9,358,781.86	1990 TAXES COLLECTED	
Civil Defense & Disaster Control	1,000.00	Reserve For Uncollected Taxes	462,221.43	1990 Taxes Cancelled, Abated or Adjusted	
Environmental Inspection & Control	35,700.00	CAPITAL OUTLAY TOTAL	249,771.74	Transfer to Tax Title Liens or Foreclosed	
Other Public Safety				Balance Outstanding Dec. 31, 1990	
PUBLIC WORKS				PRIOR YEARS TAXES OUTSTANDING	
Streets and Drainage	239,800.00	Public Enterprises	130,728.24	Balance January 1, 1990	
Sewers and Sewage Processing		Recreation-Culture		Collected in 1990	
Garbage and Trash Disposal	275,000.00	Public Works	49,270.25	Cancelled, Abated or Adjusted 1990	
Public Buildings and Grounds	75,500.00	Buildings and Grounds	69,773.25	Transfers to Tax Title Liens or Foreclosed	
Other Public Works		Library and Education		Balance December 31, 1990	
HEALTH and WELFARE		Conservation		TAX TITLE LIENS OUTSTANDING	
Health Services Except Environmental	26,610.00	All Other		Balance January 1, 1990	
Welfare-Public Assistance	16,750.00	CAPITAL DEBT AUTHORIZED, DECEMBER 31, 1990		Transfer From Taxes	
Hospital, Clinics, First Aid		ISSUED AND UNISSUED		Redeemed in 1990	
Animal, Insect, & Rodent Control	9,000.00	School	159,200	Cancelled, Abated or Adjusted (1990)	
Other Welfare Services		Self-Liquidating	2,403,300	Transfers to Foreclosed Property	
RECREATION and CONSERVATION		Other	1,358,338	Balance December 31, 1990	
Beaches and Boardwalks		Total	3,920,838	PROPERTY ACQUIRED BY DEED OR	
Parks, Playgrounds, Shade Trees	8,000.00			FORECLOSURE	
Land Reclamation & Conservation	103,500.00	ISSUED AND OUTSTANDING		Balance January 1, 1990	
Other Recreational Services	13,300.00	School	159,200.00	Transfers From Taxes or Liens	
EDUCATION (excluding schools)		Self-Liquidating	2,153,300.00	Sale for Cash (1990)	
Libraries	60,000.00	Other	757,141.43	Cancelled, Abated or Adjusted (1990)	
Other Educational Services	350.00	Total	3,069,641.43	Balance December 31, 1990	
STATUTORY EXPENDITURES		EQUALIZED VALUATION BASIS		CURRENT FINANCES DECEMBER 31, 1990	
Pensions & F. I. C. A.	191,703.00	FOR NET DEBT COMPUTATION	521,098,564	ASSETS	
Employee Fringe Benefits	133,000.00	REAL PROPERTY VALUATIONS		Cash Dec. 31, 1990	
Other Statutory Expenditures		Code Class # of Parcels % VAL'N ASSESSED VALUATION		Taxes Receivable	
CETA And Other Public Employment Programs		1 Vacant Land 176 3.65 22,046,500.00		Tax Title Liens	
MUNICIPAL FUNCTIONS TOTAL	2,681,222.14	2 Residential 1730 81.98 495,530,300.00		Foreclosed Property	
CAPITAL IMPROVEMENTS *MEMO*	20,000.00	3 Farm 85 12.58 76,046,248.00		Emergencies & Other Deferred Charges	
DEBT SERVICE		4a Commercial 2 1.80 10,865,400.00		State and Federal Aid Receivable	
Principal Payments	303,794.48	4b Industrial 1993 604,438,448.00		Other Receivables	
Interest Payments	47,338.00	Total Land Area 1.65 Sq. Miles		Total	
DEFERRED CHARGES	63,407.78	Net Valuation Taxable-Municipal	605,066,878	LIABILITIES, RESERVES, AND SURPLUS	
SCHOOL, COUNTY, SPECIAL DISTRICT TAXES	5,719,211.89	Net Valuation Taxable-County	560,239,518	Cash Liabilities	
RESERVE FOR UNCOLLECTED TAXES	462,221.43	State Equalized Valuation	555,970,242	Reserves for Receivables	
EXPENDITURES TOTAL	9,287,195.72	State Equalization Ratio	103.84	Surplus Dec. 31, 1990	

\*Includes County Health Service Taxes, County Vocational School Taxes, or County Open Space Tax. See Table 13.



Population 1980 8,318  
 Population 1990 11,354  
 S & P Rating  
 Moody Rating A

General Tax Rate Per \$100. 1.88  
 State Equalized Tax Rate 1.59

**BRIGANTINE CITY - ATLANTIC COUNTY**  
 Form of Government  
 Commission (1911)  
 Number of Members - 3

PER CAPITA:  
 Gross Debt 1,964.17  
 Net Debt 888.33  
 Debt Service 178.35  
 Total Tax Levy 1,684.50  
 Municipal Expenditures 1,181.91

PER CENT:  
 Gross Debt 2.10  
 Net Debt .95  
 Tax Levy Collected 91.48  
 Tax Levy Cancelled, Abated or Adjusted .89

EXPENDITURES		REVENUES-REALIZED		1990 PROPERTY TAX	
<b>GENERAL GOVERNMENT</b>				<b>STATE EQUALIZED TAX RATE</b>	
Governing Body & Public Boards		1990 Property Taxes Collected	17,504,604.42	Local District School Taxes	.44 5,195,106.00
Municipal Clerk	83,000.00	1990 Payments in Lieu of Taxes		Regional & Consolidated School Tax	
Financial Administration	124,250.00	Delinquent Tax & Lien Collections	1,011,948.62	School Taxes in Municipal Budget	.06 729,805.83
Assessment of Taxes	101,225.00	Business Personality Replacement Taxes	28,361.64	County Taxes	.47 * 5,491,900.48
Collection of Taxes	75,825.00	Taxes from Public Utilities	555,712.00	County Library Taxes	.03 377,234.61
Planning, Housing & Development	33,400.00	Other Miscellaneous Tax Revenues		Local Municipal Purpose Taxes	.58 6,370,726.16
Human Resources	88,646.00	State Aid Revenues	200,463.66	Veteran & Senior Citizen Taxes	
Elections	14,300.00	Federal Aid Revenues		Total Taxes for Rate Computation	1.58 18,763,073.08
General Administration (other)	1,270,334.00	State and Local Fiscal Assistance Act Utilized		Special District Taxes	
<b>JUDICIARY</b>		State and Local Fiscal Assistance Act Utilized		Bank Corp. Taxes	
Municipal Courts	105,614.98	Sale of Acquired Property		Added and Omitted Taxes	471,086.63
<b>PUBLIC SAFETY</b>		Other Miscellaneous Revenues	2,369,611.31	Total Taxes Levied - ABSTRACT	19,125,859.71
Fire Protection	1,162,750.00	Total	21,670,701.65	Total Taxes Billed	19,135,220.05
Police Protection	1,576,031.44	Prior Years Surplus Appropriated	2,170,000.00	1990 TAXES COLLECTED	17,504,604.42
Civil Defense & Disaster Control	49,000.00	REVENUES TOTAL	23,840,701.65	1990 Taxes Cancelled, Abated or Adjusted	163,045.47
Environmental Inspection & Control	205,350.00	Reserve For Uncollected Taxes	980,655.75	Transfer to Tax Title Liens or Foreclosed	18.76
Other Public Safety		CAPITAL OUTLAY TOTAL	1,826,348.61	Balance Outstanding Dec. 31, 1990	1,462,551.40
<b>PUBLIC WORKS</b>				<b>PRIOR YEARS TAXES OUTSTANDING</b>	
Streets and Drainage	1,828,000.00	Public Enterprises	311,173.09	Balance January 1, 1990	1,027,394.88
Sewers and Sewage Processing	163,000.00	Recreation-Culture		Collected in 1990	978,477.37
Garbage and Trash Disposal	933,164.00	Public Works	10,000.00	Cancelled, Abated or Adjusted 1990	
Public Buildings and Grounds	588,113.00	Buildings and Grounds	1,405,175.52	Transfers to Tax Title Liens or Foreclosed	26,910.11
Other Public Works		Library and Education	100,000.00	Balance December 31, 1990	22,507.40
<b>HEALTH and WELFARE</b>		Conservation		<b>TAX TITLE LIENS OUTSTANDING</b>	
Health Services Except Environmental	6,250.00	All Other		Balance January 1, 1990	2,979.38
Welfare-Public Assistance	25,300.00			Transfer From Taxes	31,464.12
Hospital, Clinics, First Aid				Redeemed in 1990	33,471.25
Animal, Insect, & Rodent Control	13,800.00			Cancelled, Abated or Adjusted (1990)	
Other Welfare Services				Transfers to Foreclosed Property	
<b>RECREATION and CONSERVATION</b>				Balance December 31, 1990	972.25
Beaches and Boardwalks	303,922.74			<b>PROPERTY ACQUIRED BY DEED OR FORECLOSURE</b>	
Parks, Playgrounds, Shade Trees	72,500.00			Balance January 1, 1990	308,862.00
Land Reclamation & Conservation	6,700.00			Transfers From Taxes or Liens	
Other Recreational Services	175,000.00			Sale for Cash (1990)	
<b>EDUCATION (excluding schools)</b>				Cancelled, Abated or Adjusted (1990)	
Libraries				Balance December 31, 1990	308,862.00
Other Educational Services	100,000.00			<b>CURRENT FINANCES DECEMBER 31, 1990</b>	
<b>STATUTORY EXPENDITURES</b>				<b>ASSETS</b>	
Pensions & F. I. C. A.	671,782.14			Cash Dec. 31, 1990	2,367,532.19
Employee Fringe Benefits	591,000.00			Taxes Receivable	1,485,058.80
Other Statutory Expenditures				Tax Title Liens	972.25
<b>CETA And Other Public Employment Programs</b>				Foreclosed Property	308,862.00
<b>MUNICIPAL FUNCTIONS</b>				Emergencies & Other Deferred Charges	
<b>CAPITAL IMPROVEMENTS</b>				State and Federal Aid Receivable	114,585.96
<b>DEBT SERVICE</b>				Other Receivables	245.00
Principal Payments	867,425.21			Total	4,277,256.20
Interest Payments	1,157,551.79			<b>LIABILITIES, RESERVES, AND SURPLUS</b>	
<b>TYPE I SCHL DEBT *MEMO</b>				Cash Liabilities	1,578,181.18
<b>DEFERRED CHARGES</b>				Reserves for Receivables	1,824,136.82
SCHOOL, COUNTY, SPECIAL DISTRICT TAXES	11,784,046.92			Surplus Dec. 31, 1990	874,938.20
RESERVE FOR UNCOLLECTED TAXES	980,655.75			Total	4,277,256.20
<b>EXPENDITURES TOTAL</b>	25,202,325.97				



0407  
 Population 1980 2,133  
 Population 1990 1,805  
 S & P Rating  
 Moody Rating BAA

General Tax Rate Per \$100. 6.77  
 State Equalized Tax Rate 2.93

**BROOKLAWN BOROUGH - CAMDEN CO.**  
 Form of Government  
**Borough Council**  
 Number of Members - 6

PER CAPITA:  
 Gross Debt 1,111.16  
 Net Debt 240.67  
 Debt Service 33.58  
 Total Tax Levy 1,036.03  
 Municipal Expenditures 929.88

PER CENT:  
 Gross Debt 3.47  
 Net Debt .75  
 Tax Levy Collected 93.72  
 Tax Levy Cancelled, Abated or Adjusted

EXPENDITURES		REVENUES-REALIZED		1990 PROPERTY TAX	
GENERAL GOVERNMENT				STATE EQUALIZED TAX RATE 1.15	
Governing Body & Public Boards	3,026.45	1990 Property Taxes Collected 1,753,107.83		Local District School Taxes 720,608.00	
Municipal Clerk	44,039.13	1990 Payments in Lieu of Taxes		Regional & Consolidated School Tax	
Financial Administration	23,152.00	Delinquent Tax & Lien Collections 50,414.93		School Taxes in Municipal Budget	
Assessment of Taxes	43,091.94	Business Personalty Replacement Taxes 28,528.64		County Taxes .91	
Collection of Taxes	16,559.94	Taxes from Public Utilities 136,402.00		County Library Taxes .02	
Planning, Housing & Development	2,335.00	Other Miscellaneous Tax Revenues		Local Municipal Purpose Taxes .85	
Human Resources	10,852.00	State Aid Revenues 61,125.74		Veteran & Senior Citizen Taxes	
Elections	2,057.35	Federal Aid Revenues 194,600.00		Total Taxes for Rote Computation 2.93	
General Administration (other)	163,422.95	State and Local Fiscal Assistance Act Utilized		Special District Taxes	
JUDICIARY		Sale of Acquired Property		Bank Corp. Taxes	
Municipal Courts	36,220.00	Other Miscellaneous Revenues 644,617.47		Added and Omitted Taxes 27,905.10	
PUBLIC SAFETY		Total 2,868,796.61		Total Taxes Levied - ABSTRACT 1,870,038.39	
Fire Protection	23,550.73	Prior Years Surplus Appropriated 32,500.00		Total Taxes Billed 1,870,608.08	
Police Protection	193,447.72	REVENUES TOTAL 2,901,296.61		1990 TAXES COLLECTED 1,753,107.83	
Civil Defense & Disaster Control	50.46	Reserve For Uncollected Taxes 105,225.97		1990 Taxes Cancelled, Abated or Adjusted	
Environmental Inspection & Control	14,634.48	CAPITAL OUTLAY TOTAL 167,124.68		Transfer to Tax Title Liens or Foreclosed 28,282.58	
Other Public Safety				Balance Outstanding Dec. 31, 1990 89,217.67	
PUBLIC WORKS		Public Enterprises 31,253.73		PRIOR YEARS TAXES OUTSTANDING	
Streets and Drainage	276,335.90	Recreation-Culture		Balance January 1, 1990 78,203.28	
Sewers and Sewage Processing	54,075.72	Public Works		Collected in 1990 38,441.38	
Garbage and Trash Disposal	135,045.20	Buildings and Grounds 135,870.95		Cancelled, Abated or Adjusted 1990 6,000.00	
Public Buildings and Grounds	5,338.74	Library and Education		Transfers to Tax Title Liens or Foreclosed 12,462.40	
Other Public Works	11,650.25	Conservation		Balance December 31, 1990 21,299.50	
HEALTH and WELFARE		All Other		TAX TITLE LIENS OUTSTANDING	
Health Services Except Environmental	835.00	CAPITAL DEBT AUTHORIZED, DECEMBER 31, 1990		Balance January 1, 1990 51,952.52	
Welfare-Public Assistance	558.65	ISSUED AND UNISSUED GROSS DEBT NET DEBT		Transfer From Taxes 42,830.55	
Hospital, Clinics, First Aid		School 1,571,235		Redeemed in 1990 11,973.55	
Animal, Insect, & Rodent Control		Self-Liquidating 434,402		Cancelled, Abated or Adjusted (1990) 2,506.50	
Other Welfare Services		Other 434,402		Transfers to Foreclosed Property	
RECREATION and CONSERVATION		Total 2,005,637		Balance December 31, 1990 80,303.02	
Beaches and Boardwalks		ISSUED AND OUTSTANDING		PROPERTY ACQUIRED BY DEED OR FORECLOSURE	
Parks, Playgrounds, Shade Trees	958.80	School		Balance January 1, 1990 211,375.00	
Land Reclamation & Conservation		Self-Liquidating 1,566,786.79		Transfers From Taxes or Liens	
Other Recreational Services	4,475.33	Other 319,000.00		Sole for Cash (1990) 116,400.00	
EDUCATION (excluding schools)		Total 1,885,786.79		Cancelled, Abated or Adjusted (1990)	
Libraries		EQUALIZED VALUATION BASIS		Balance December 31, 1990 94,975.00	
Other Educational Services		FOR NET DEBT COMPUTATION 57,782,362		CURRENT FINANCES DECEMBER 31, 1990	
STATUTORY EXPENDITURES		REAL PROPERTY VALUATIONS		ASSETS	
Pensions & F. I. C. A.	55,837.58	Code Class # of Parcels % VAL'N ASSESSED VALUATION		Cash Dec. 31, 1990 811,935.12	
Employee Fringe Benefits	112,285.80	1 Vacant Land 55 1.31 352,100.00		Taxes Receivable 110,517.17	
Other Statutory Expenditures		2 Residential 649 66.30 17,877,035.00		Tax Title Liens 80,303.02	
CETA And Other Public Employment Programs		3 Farm 58 28.87 7,783,500.00		Foreclosed Property 94,975.00	
MUNICIPAL FUNCTIONS TOTAL 1,243,937.25		4a Commercial 5 1.43 386,000.00		Emergencies & Other Deferred Charges 166,832.57	
CAPITAL IMPROVEMENTS *MEMO*		4b Industrial 6 2.10 565,900.00		State and Federal Aid Receivable 453,430.28	
DEBT SERVICE		4c Apartments 773 26,964,535.00		Other Receivables 151,759.24	
Principal Payments 35,000.00		Land Area .49 Sq. Miles		Total 1,869,752.40	
Interest Payments 25,611.50		Net Valuation Taxable-Municipal 27,210,618		LIABILITIES, RESERVES, AND SURPLUS	
DEFERRED CHARGES 268,663.60		Net Valuation Taxable-County 59,901,584		Cash Liabilities 997,080.15	
SCHOOL, COUNTY, SPECIAL DISTRICT TAXES 1,307,633.29		State Equalized Valuation 62,606,247		Reserves for Receivables 437,554.43	
RESERVE FOR UNCOLLECTED TAXES 105,225.97		State Equalization Ratio 43.24		Surplus Dec. 31, 1990 435,117.82	
EXPENDITURES TOTAL 2,986,071.61				Total 1,869,752.40	

0104

Population 1980 3,642  
 Population 1990 4,441  
 S & P Rating  
 Moody Rating BAA

General Tax Rate Per \$100. 3.01  
 State Equalized Tax Rate 2.36

**BUENA BOROUGH - ATLANTIC COUNTY**  
 Form of Government  
 Borough Council  
 Number of Members - 6

PER CAPITA:  
 Gross Debt 523.90  
 Net Debt 469.09  
 Debt Service 47.70  
 Total Tax Levy 673.87  
 Municipal Expenditures 429.35

PER CENT:  
 Gross Debt 2.20  
 Net Debt 1.97  
 Tax Levy Collected 91.61  
 Tax Levy Cancelled, Abated or Adjusted

EXPENDITURES		REVENUES-REALIZED		1990 PROPERTY TAX	
<b>GENERAL GOVERNMENT</b>				<b>STATE EQUALIZED TAX RATE</b>	
Governing Body & Public Boards	29,000.00	1990 Property Taxes Collected	2,737,478.21	Local District School Taxes	
Municipal Clerk	25,200.00	1990 Payments in Lieu of Taxes	1,088.57	Regional & Consolidated School Tax	1.02
Financial Administration	62,365.00	Delinquent Tax & Lien Collections	207,232.72	School Taxes in Municipal Budget	
Assessment of Taxes	13,404.00	Business Personalty Replacement Taxes	45,502.20	County Taxes	.45 *
Collection of Taxes	16,586.49	Taxes from Public Utilities	274,089.00	County Library Taxes	.03
Planning, Housing & Development	27,301.00	Other Miscellaneous Tax Revenues		Local Municipal Purpose Taxes	.85
Human Resources	31,913.49	State Aid Revenues	81,745.90	Veteran & Senior Citizen Taxes	
Elections		Federal Aid Revenues		Total Taxes for Rate Computation	2.35
General Administration (other)	206,704.00	State and Local Fiscal Assistance Act Utilized		Special District Taxes	
<b>JUDICIARY</b>		Sale of Acquired Property		Bank Corp. Taxes	
Municipal Courts	44,889.57	Other Miscellaneous Revenues		Added and Omitted Taxes	
<b>PUBLIC SAFETY</b>		Total	228,503.99	Total Taxes Levied - ABSTRACT	
Fire Protection	3,000.00	Prior Years Surplus Appropriated	119,000.00	Total Taxes Billed	
Police Protection	293,681.15	REVENUES TOTAL	3,694,700.65	1990 TAXES COLLECTED	
Civil Defense & Disaster Control	850.00	Reserve For Uncollected Taxes	238,651.63	1990 Taxes Cancelled, Abated or Adjusted	
Environmental Inspection & Control	17,524.00	CAPITAL OUTLAY TOTAL	203,162.07	Transfer to Tax Title Liens or Foreclosed	
Other Public Safety	34,566.00			Balance Outstanding Dec. 31, 1990	
<b>PUBLIC WORKS</b>					
Streets and Drainage	164,809.00	Public Enterprises		PRIOR YEARS TAXES OUTSTANDING	
Sewers and Sewage Processing	1,532.81	Recreation-Culture		Balance January 1, 1990	
Garbage and Trash Disposal	218,500.00	Public Works		Collected in 1990	
Public Buildings and Grounds	27,200.03	Buildings and Grounds		Cancelled, Abated or Adjusted 1990	
Other Public Works	12,000.00	Library and Education		Transfers to Tax Title Liens or Foreclosed	
<b>HEALTH and WELFARE</b>		Conservation		Balance December 31, 1990	
Health Services Except Environmental		All Other		TAX TITLE LIENS OUTSTANDING	
Welfare-Public Assistance	12,089.00			Balance January 1, 1990	
Hospital, Clinics, First Aid		CAPITAL DEBT AUTHORIZED, DECEMBER 31, 1990		Transfer From Taxes	
Animal, Insect, & Rodent Control		ISSUED AND UNISSUED GROSS DEBT NET DEBT		Redeemed in 1990	
Other Welfare Services	3,500.00	School 243,406		Cancelled, Abated or Adjusted (1990)	
<b>RECREATION and CONSERVATION</b>		Self-Liquidating		Transfers to Foreclosed Property	
Beaches and Boardwalks		Other 2,083,223		Balance December 31, 1990	
Parks, Playgrounds, Shade Trees		Total 2,326,629		PROPERTY ACQUIRED BY DEED OR	
Land Reclamation & Conservation				FORECLOSURE	
Other Recreational Services	1,500.00	ISSUED AND OUTSTANDING		Balance January 1, 1990	
<b>EDUCATION (excluding schools)</b>		School 243,406.40		Transfers From Taxes or Liens	
Libraries		Self-Liquidating		Sale for Cash (1990)	
Other Educational Services		Other 2,040,508.48		Cancelled, Abated or Adjusted (1990)	
<b>STATUTORY EXPENDITURES</b>		Total 2,283,914.88		Balance December 31, 1990	
Pensions & F. I. C. A.	95,375.00	EQUALIZED VALUATION BASIS		CURRENT FINANCES DECEMBER 31, 1990	
Employee Fringe Benefits	77,157.00	FOR NET DEBT COMPUTATION		ASSETS	
Other Statutory Expenditures	5,000.00	REAL PROPERTY VALUATIONS		Cash Dec. 31, 1990	
CETA And Other Public Employment Programs		Code Class # of Parcels % VAL'N ASSESSED VALUATION		Taxes Receivable	
<b>MUNICIPAL FUNCTIONS</b>		1 Vacant Land 242 2.23 2,038,400.00		Tax Title Liens	
CAPITAL IMPROVEMENTS *MEMO*		2 Residential 1085 63.80 58,282,600.00		Foreclosed Property	
DEBT SERVICE		3 Farm 259 9.23 9,428,500.00		Emergencies & Other Deferred Charges	
Principal Payments	104,914.59	4a Commercial 113 14.74 13,462,600.00		State and Federal Aid Receivable	
Interest Payments	106,931.94	4b Industrial 6 7.81 7,131,200.00		Other Receivables	
		4c Apartments 4 2.21 2,014,700.00		Total	
		Total 1709 91,358,000.00		LIABILITIES, RESERVES, AND SURPLUS	
DEFERRED CHARGES		Land Area 7.40 Sq. Miles		Cash Liabilities	
SCHOOL, COUNTY, SPECIAL DISTRICT TAXES		Net Valuation Taxable-Municipal		Reserves for Receivables	
RESERVE FOR UNCOLLECTED TAXES		Net Valuation Taxable-County		Surplus Dec. 31, 1990	
EXPENDITURES TOTAL		State Equalized Valuation		Total	
		State Equalization Ratio			



0105  
Population 1980 6,959  
Population 1990 7,655  
S & P Rating  
Moody Rating

General Tax Rate Per \$100. 1.85  
State Equalized Tax Rate 1.63

BUENA VISTA TOWNSHIP - ATLANTIC CO.  
Form of Government  
Township Committee  
Number of Members - 5

PER CAPITA:  
Gross Debt 102.54  
Net Debt 41.41  
Debt Service 3.50  
Total Tax Levy 570.55  
Municipal Expenditures 253.17  
PER CENT:  
Gross Debt .36  
Net Debt .15  
Tax Levy Collected 86.98  
Tax Levy Cancelled, Abated or Adjusted

EXPENDITURES		REVENUES-REALIZED		1990 PROPERTY TAX	
GENERAL GOVERNMENT				STATE EQUALIZED TAX RATE	
Governing Body & Public Boards		1990 Property Taxes Collected	3,798,987.14	Local District School Taxes	
Municipal Clerk		1990 Payments in Lieu of Taxes		Regional & Consolidated School Tax	.97
Financial Administration	31,500.00	Delinquent Tax & Lien Collections	324,691.36	School Taxes in Municipal Budget	
Assessment of Taxes	15,658.00	Business Personalty Replacement Taxes	45,571.32	County Taxes	.43 *
Collection of Taxes	65,588.00	Taxes from Public Utilities	435,261.00	County Library Taxes	.03
Planning, Housing & Development	33,808.00	Other Miscellaneous Tax Revenues		Local Municipal Purpose Taxes	.19
Human Resources	26,310.00	State Aid Revenues	43,519.15	Veteran & Senior Citizen Taxes	
Elections	5,500.00	Federal Aid Revenues		Total Taxes for Rate Computation	1.62
General Administration (other)	249,332.00	State and Local Fiscal Assistance Act Utilized		Special District Taxes	
JUDICIARY		Sale of Acquired Property		Bank Corp. Taxes	
Municipal Courts	45,915.00	Other Miscellaneous Revenues	413,557.94	Added and Omitted Taxes	
PUBLIC SAFETY		Total	5,061,587.91	Total Taxes Levied - ABSTRACT	
Fire Protection	26,250.00	Prior Years Surplus Appropriated	300,000.00	Total Taxes Billed	
Police Protection	17,700.00	REVENUES TOTAL	5,361,587.91	1990 Taxes Cancelled, Abated or Adjusted	
Civil Defense & Disaster Control	900.00	Reserve For Uncollected Taxes	572,277.96	Transfer to Tax Title Liens or Foreclosed	
Environmental Inspection & Control		CAPITAL OUTLAY TOTAL	374,592.95	Balance Outstanding Dec. 31, 1990	568,537.82
Other Public Safety				PRIOR YEARS TAXES OUTSTANDING	
PUBLIC WORKS				Balance January 1, 1990	348,640.33
Streets and Drainage	223,309.00	Public Enterprises		Collected in 1990	285,184.66
Sewers and Sewage Processing	192,411.00	Recreation-Culture		Cancelled, Abated or Adjusted 1990	
Garbage and Trash Disposal	141,040.00	Public Works	344,352.95	Transfers to Tax Title Liens or Foreclosed	
Public Buildings and Grounds	39,231.00	Buildings and Grounds	30,240.00	Balance December 31, 1990	63,455.67
Other Public Works		Library and Education		TAX TITLE LIENS OUTSTANDING	
HEALTH and WELFARE		Conservation		Balance January 1, 1990	1,063,142.77
Health Services Except Environmental	9,073.97	All Other		Transfer From Taxes	
Welfare-Public Assistance	9,266.00	CAPITAL DEBT AUTHORIZED, DECEMBER 31, 1990		Redeemed in 1990	39,506.70
Hospital, Clinics, First Aid		ISSUED AND UNISSUED		Cancelled, Abated or Adjusted (1990)	
Animal, Insect, & Rodent Control	10,900.00	School	467,927	Transfers to Foreclosed Property	
Other Welfare Services		Self-Liquidating		Balance December 31, 1990	1,023,636.07
RECREATION and CONSERVATION		Other	317,000	PROPERTY ACQUIRED BY DEED OR	
Beaches and Boardwalks		Total	784,927	FORECLOSURE	
Parks, Playgrounds, Shade Trees	34,630.00	ISSUED AND OUTSTANDING		Balance January 1, 1990	1,049,127.24
Land Reclamation & Conservation	3,000.00	School	467,927.12	Transfers From Taxes or Liens	
Other Recreational Services	2,500.00	Self-Liquidating		Sale for Cash (1990)	
EDUCATION (excluding schools)		Other		Cancelled, Abated or Adjusted (1990)	
Libraries		Total	467,927.12	Balance December 31, 1990	1,049,127.24
Other Educational Services		EQUALIZED VALUATION BASIS		CURRENT FINANCES DECEMBER 31, 1990	
STATUTORY EXPENDITURES		FOR NET DEBT COMPUTATION	217,820,133	ASSETS	
Pensions & F. I. C. A.	59,791.00	REAL PROPERTY VALUATIONS		Cash Dec. 31, 1990	410,483.00
Employee Fringe Benefits	3,262.10	Code Class # of Parcels % VAL'N		Taxes Receivable	631,993.49
Other Statutory Expenditures		1 Vacant Land 5823 13.58	29,511,300.00	Tax Title Liens	1,023,636.07
CETA And Other Public Employment Programs		2 Residential 1875 64.43	140,068,300.00	Foreclosed Property	1,049,127.24
MUNICIPAL FUNCTIONS TOTAL	1,245,925.07	3 Farm 519 12.74	27,682,400.00	Emergencies & Other Deferred Charges	279,000.00
CAPITAL IMPROVEMENTS *MEMO*	56,400.00	4a Commercial 82 7.42	16,127,700.00	State and Federal Aid Receivable	79,379.00
DEBT SERVICE		4b Industrial 10 1.84	3,990,500.00	Other Receivables	167,295.26
Principal Payments		4c Apartments		Total	3,640,914.06
Interest Payments	26,782.85	Total	8309	LIABILITIES, RESERVES, AND SURPLUS	
DEFERRED CHARGES	93,000.00	Land Area 41.83 Sq. Miles		Cash Liabilities	608,909.42
SCHOOL, COUNTY, SPECIAL DISTRICT TAXES	3,834,195.53	Net Valuation Taxable-Municipal	219,122,696	Reserves for Receivables	2,872,052.06
RESERVE FOR UNCOLLECTED TAXES	572,277.96	Net Valuation Taxable-County	227,130,439	Surplus Dec. 31, 1990	159,952.58
EXPENDITURES TOTAL	5,772,161.41	State Equalized Valuation	249,187,231	Total	3,640,914.06
		State Equalization Ratio	87.85		

\*Includes County Health Service Taxes, County Vocational School Taxes, or County Open Space Tax. See Table 13.



0305  
Population 1980 10,246  
Population 1990 9,835  
S & P Rating  
Moody Rating AAA

General Tax Rate Per \$100. 1.53  
State Equalized Tax Rate 1.71

BURLINGTON CITY - BURLINGTON COUNTY  
Form of Government  
Special Charter (P.L. 1851 c. 149)  
Number of Members - 12

PER CAPITA:  
Gross Debt 1,647.22  
Net Debt 427.65  
Debt Service 33.74  
Total Tax Levy 708.51  
Municipal Expenditures 920.55  
PER CENT:  
Gross Debt 4.53  
Net Debt 1.19  
Tax Levy Collected 93.26  
Tax Levy Cancelled, Abated or Adjusted .33

EXPENDITURES		REVENUES-REALIZED		1990 PROPERTY TAX	
<b>GENERAL GOVERNMENT</b>				STATE EQUALIZED TAX RATE 1.71	
Governing Body & Public Boards		1990 Property Taxes Collected	6,504,604.07	Local District School Taxes	4,200,054.50
Municipal Clerk		1990 Payments in Lieu of Taxes		Regional & Consolidated School Tax	
Financial Administration	375,250.00	Delinquent Tax & Lien Collections	280,266.20	School Taxes in Municipal Budget	95,000.00
Assessment of Taxes	45,600.00	Business Personalty Replacement Taxes	131,446.66	County Taxes	2,112,129.56
Collection of Taxes	182,100.00	Taxes from Public Utilities	5,995,022.00	County Library Taxes	121,356.19
Planning, Housing & Development	62,500.00	Other Miscellaneous Tax Revenues		Local Municipal Purpose Taxes	432,155.37
Human Resources	103,235.92	State Aid Revenues	133,379.72	Veteran & Senior Citizen Taxes	156,469.00
Elections		Federal Aid Revenues		Total Taxes for Rate Computation	7,117,164.62
General Administration (other)	1,224,000.00	State and Local Fiscal Assistance Act Utilized		Special District Taxes	
<b>JUDICIARY</b>		Sale of Acquired Property		Bank Corp. Taxes	
Municipal Courts	105,625.00	Other Miscellaneous Revenues	1,092,033.50	Added and Omitted Taxes	7,543.49
<b>PUBLIC SAFETY</b>		Total	1,436,812.17	Total Taxes Levied - ABSTRACT	6,968,239.11
Fire Protection	221,361.00	Prior Years Surplus Appropriated	1,525,000.00	Total Taxes Billed	6,974,749.01
Police Protection	1,866,300.00	REVENUES TOTAL	15,661,812.17	1990 TAXES COLLECTED	6,504,654.07
Civil Defense & Disaster Control	2,500.00	Reserve For Uncollected Taxes	456,107.99	1990 Taxes Cancelled, Abated or Adjusted	23,099.42
Environmental Inspection & Control	129,900.00	CAPITAL OUTLAY TOTAL	1,537,562.32	Transfer to Tax Title Liens or Foreclosed	6,333.93
Other Public Safety				Balance Outstanding Dec. 31, 1990	440,151.59
<b>PUBLIC WORKS</b>				<b>PRIOR YEARS TAXES OUTSTANDING</b>	
Streets and Drainage	312,500.00	Public Enterprises	652,617.61	Balance January 1, 1990	285,144.77
Sewers and Sewage Processing		Recreation-Culture		Collected in 1990	280,266.20
Garbage and Trash Disposal	583,500.00	Public Works	5,327.12	Cancelled, Abated or Adjusted 1990	2,638.08
Public Buildings and Grounds	50,000.00	Buildings and Grounds	379,617.59	Transfers to Tax Title Liens or Foreclosed	1,973.97
Other Public Works	684,900.00	Library and Education		Balance December 31, 1990	266.52
<b>HEALTH and WELFARE</b>		Conservation		<b>TAX TITLE LIENS OUTSTANDING</b>	
Health Services Except Environmental	62,550.00	All Other		Balance January 1, 1990	24,245.10
Welfare-Public Assistance	100,000.00			Transfer From Taxes	9,084.97
Hospital, Clinics, First Aid				Redeemed in 1990	
Animal, Insect, & Rodent Control				Cancelled, Abated or Adjusted (1990)	
Other Welfare Services				Transfers to Foreclosed Property	
<b>RECREATION and CONSERVATION</b>				Balance December 31, 1990	33,330.07
Beaches and Boardwalks				<b>PROPERTY ACQUIRED BY DEED OR FORECLOSURE</b>	
Parks, Playgrounds, Shade Trees	169,300.00			Balance January 1, 1990	317,725.00
Land Reclamation & Conservation				Transfers From Taxes or Liens	
Other Recreational Services	106,000.00			Sale for Cash (1990)	
<b>EDUCATION (excluding schools)</b>				Cancelled, Abated or Adjusted (1990)	
Libraries	35,000.00			Balance December 31, 1990	317,725.00
Other Educational Services				<b>CURRENT FINANCES DECEMBER 31, 1990</b>	
<b>STATUTORY EXPENDITURES</b>				<b>ASSETS</b>	
Pensions & F. I. C. A.	638,450.00			Cash Dec. 31, 1990	2,893,521.32
Employee Fringe Benefits	840,000.00			Taxes Receivable	440,418.11
Other Statutory Expenditures	11,000.00			Tax Title Liens	33,330.07
<b>CETA And Other Public Employment Programs</b>				Foreclosed Property	317,725.00
<b>MUNICIPAL FUNCTIONS TOTAL</b>	7,912,071.92			Emergencies & Other Deferred Charges	91,497.16
<b>CAPITAL IMPROVEMENTS *MEMO*</b>				State and Federal Aid Receivable	
<b>DEBT SERVICE</b>				Other Receivables	259,416.67
Principal Payments	124,999.52			Total	4,035,908.33
Interest Payments	206,820.00			<b>LIABILITIES, RESERVES, AND SURPLUS</b>	
<b>TYPE I SCHL DEBT *MEMO</b>	137,750.00			Cash Liabilities	1,352,656.06
<b>DEFERRED CHARGES</b>	354,592.25			Reserves for Receivables	1,050,889.85
<b>SCHOOL, COUNTY, SPECIAL DISTRICT TAXES</b>	6,528,540.25			Surplus Dec. 31, 1990	1,632,362.42
<b>RESERVE FOR UNCOLLECTED TAXES</b>	456,107.99			Total	4,035,908.33
<b>EXPENDITURES TOTAL</b>	15,583,131.93				

0306  
Population 1980 11,527  
Population 1990 12,454  
S & P Rating  
Moody Rating A

General Tax Rate Per \$100. 3.35  
State Equalized Tax Rate 2.15

BURLINGTON TWP. - BURLINGTON CO.  
Form of Government  
Mayor-Council Plan E (OMCL 50)  
Number of Members - 7

PER CAPITA:  
Gross Debt 1,724.60  
Net Debt 538.32  
Debt Service 83.46  
Total Tax Levy 1,158.54  
Municipal Expenditures 771.38  
PER CENT:  
Gross Debt 3.74  
Net Debt 1.17  
Tax Levy Collected 94.00  
Tax Levy Cancelled, Abated or Adjusted .19

EXPENDITURES		REVENUES-REALIZED		1990 PROPERTY TAX	
GENERAL GOVERNMENT				STATE EQUALIZED TAX RATE 1.14	
Governing Body & Public Boards	115,865.00	1990 Property Taxes Collected	13,564,536.68	Local District School Taxes	7,409,375.00
Municipal Clerk	147,897.00	1990 Payments in Lieu of Taxes		Regional & Consolidated School Tax	
Financial Administration	113,938.80	Delinquent Tax & Lien Collections	810,028.93	School Taxes in Municipal Budget	
Assessment of Taxes	5,000.00	Business Personalty Replacement Taxes	335,207.84	County Taxes	3,551,261.47
Collection of Taxes	229,699.00	Taxes from Public Utilities	3,716,657.00	County Library Taxes	204,071.65
Planning, Housing & Development	64,506.00	Other Miscellaneous Tax Revenues		Local Municipal Purpose Taxes	2,793,900.00
Human Resources	69,204.38	State Aid Revenues	32,606.00	Veteran & Senior Citizen Taxes	85,550.00
Elections		Federal Aid Revenues		Total Taxes for Rate Computation	14,044,158.12
General Administration (other)	1,189,556.00	State and Local Fiscal Assistance Act Utilized		Special District Taxes	
JUDICIARY		Sale of Acquired Property		Bank Corp. Taxes	
Municipal Courts	111,921.00	Other Miscellaneous Revenues	2,111,809.80	Added and Omitted Taxes	469,863.97
PUBLIC SAFETY		Total	20,570,846.25	Total Taxes Levied - ABSTRACT	14,428,472.09
Fire Protection	361,306.20	Prior Years Surplus Appropriated	1,440,000.00	Total Taxes Billed	14,430,777.67
Police Protection	2,023,826.00	REVENUES TOTAL	22,010,846.25	1990 TAXES COLLECTED	13,564,536.68
Civil Defense & Disaster Control	1,100.00	Reserve For Uncollected Taxes	741,701.62	1990 Taxes Cancelled, Abated or Adjusted	28,018.58
Environmental Inspection & Control	247,663.00	CAPITAL OUTLAY TOTAL	2,123,631.92	Transfer to Tax Title Liens or Foreclosed	112,428.19
Other Public Safety				Balance Outstanding Dec. 31, 1990	725,794.22
PUBLIC WORKS				PRIOR YEARS TAXES OUTSTANDING	
Streets and Drainage	706,535.00	Public Enterprises	1,097,369.85	Balance January 1, 1990	958,777.76
Sewers and Sewage Processing	12,000.00	Recreation—Culture		Collected in 1990	810,028.93
Garbage and Trash Disposal	535,043.00	Public Works	438,045.55	Cancelled, Abated or Adjusted 1990	62,975.78
Public Buildings and Grounds	286,920.00	Buildings and Grounds	588,216.52	Transfers to Tax Title Liens or Foreclosed	85,773.05
Other Public Works	114,530.00	Library and Education		Balance December 31, 1990	
HEALTH and WELFARE		Conservation		TAX TITLE LIENS OUTSTANDING	
Health Services Except Environmental		All Other		Balance January 1, 1990	589.51
Welfare—Public Assistance	10,000.00	CAPITAL DEBT AUTHORIZED, DECEMBER 31, 1990		Transfer From Taxes	215,012.41
Hospital, Clinics, First Aid		ISSUED AND UNISSUED		Redeemed in 1990	
Animal, Insect, & Rodent Control		School	495,000	Cancelled, Abated or Adjusted (1990)	
Other Welfare Services	29,913.00	Self-Liquidating	14,278,884	Transfers to Foreclosed Property	
RECREATION and CONSERVATION		Other	6,704,246	Balance December 31, 1990	215,601.92
Beaches and Boardwalks		Total	21,478,130	PROPERTY ACQUIRED BY DEED OR	
Parks, Playgrounds, Shade Trees	39,678.00	ISSUED AND OUTSTANDING		FORECLOSURE	
Land Reclamation & Conservation	2,500.00	School	495,000.00	Balance January 1, 1990	411,800.50
Other Recreational Services	214,654.00	Self-Liquidating	2,763,000.00	Transfers From Taxes or Liens	
EDUCATION (excluding schools)		Other	5,034,000.00	Sole for Cash (1990)	
Libraries	2,500.00	Total	8,292,000.00	Cancelled, Abated or Adjusted (1990)	
Other Educational Services		EQUALIZED VALUATION BASIS		Balance December 31, 1990	411,800.50
STATUTORY EXPENDITURES		FOR NET DEBT COMPUTATION	573,624,685	CURRENT FINANCES DECEMBER 31, 1990	
Pensions & F. I. C. A.	663,695.60	REAL PROPERTY VALUATIONS		ASSETS	
Employee Fringe Benefits	495,534.00	Code Class # of Parcels % VAL'N		Cash Dec. 31, 1990	4,819,141.03
Other Statutory Expenditures	10,000.00	1 Vacant Land 1168 8.10	33,595,260.00	Taxes Receivable	725,794.22
CETA And Other Public Employment Programs		2 Residential 2824 43.75	181,352,582.00	Tax Title Liens	215,601.92
MUNICIPAL FUNCTIONS TOTAL	7,805,144.98	3 Farm 107 .80	3,281,252.00	Foreclosed Property	411,800.50
CAPITAL IMPROVEMENTS *MEMO*	100,000.00	4a Commercial 146 23.68	98,170,048.00	Emergencies & Other Deferred Charges	
DEBT SERVICE		4b Industrial 49 18.16	75,291,124.00	State and Federal Aid Receivable	
Principal Payments	600,000.00	4c Apartments 13 5.51	22,832,200.00	Other Receivables	70,529.55
Interest Payments	439,353.44	Total 4307	414,522,466.00	Total	6,242,867.22
DEFERRED CHARGES	20,532.40	Land Area 14.20 Sq. Miles		LIABILITIES, RESERVES, AND SURPLUS	
SCHOOL, COUNTY, SPECIAL DISTRICT TAXES	11,164,708.12	Net Valuation Taxable-Municipal	416,992,638	Cash Liabilities	2,528,863.87
RESERVE FOR UNCOLLECTED TAXES	741,701.62	Net Valuation Taxable-County	609,582,522	Reserves for Receivables	1,423,726.19
EXPENDITURES TOTAL	20,771,440.56	State Equalized Valuation	649,151,086	Surplus Dec. 31, 1990	2,290,277.16
		State Equalization Ratio	64.10	Total	6,242,867.22



Population 1980 7,616  
 Population 1990 7,392  
 S & P Rating BBB+  
 Moody Rating A

General Tax Rate Per \$100. 3.58  
 State Equalized Tax Rate 2.29

**BUTLER BOROUGH - MORRIS COUNTY**  
 Form of Government  
 Borough Council  
 Number of Members - 6

PER CAPITA:  
 Gross Debt 1,189.26  
 Net Debt 1,126.70  
 Debt Service 72.56  
 Total Tax Levy 1,404.74  
 Municipal Expenditures 757.87

PER CENT:  
 Gross Debt 1.99  
 Net Debt 1.89  
 Tax Levy Collected 96.24  
 Tax Levy Cancelled, Abated or Adjusted .72

EXPENDITURES		REVENUES-REALIZED		1990 PROPERTY TAX	
<b>GENERAL GOVERNMENT</b>				<b>STATE EQUALIZED TAX RATE</b>	
Governing Body & Public Boards	12,715.00	1990 Property Taxes Collected	10,001,403.46	Local District School Taxes	1.46
Municipal Clerk		1990 Payments in Lieu of Taxes		Regional & Consolidated School Tax	6,032,703.00
Financial Administration		Delinquent Tax & Lien Collections	226,900.11	School Taxes in Municipal Budget	
Assessment of Taxes	27,752.00	Business Personalty Replacement Taxes	173,768.44	County Taxes	.26
Collection of Taxes	18,907.00	Taxes from Public Utilities	970,946.33	County Library Taxes	
Planning, Housing & Development	64,876.00	Other Miscellaneous Tax Revenues		Local Municipal Purpose Taxes	.56
Human Resources	11,476.00	State Aid Revenues	61,734.79	Veteran & Senior Citizen Taxes	
Elections		Federal Aid Revenues	26,407.90	Total Taxes for Rate Computation	2.28
General Administration (other)	313,504.00	State and Local Fiscal Assistance Act Utilized		Special District Taxes	
<b>JUDICIARY</b>		Sole of Acquired Property		Bank Corp. Taxes	
Municipal Courts	42,482.00	Other Miscellaneous Revenues	1,237,146.95	Added and Omitted Taxes	28,931.61
<b>PUBLIC SAFETY</b>		Total	12,698,308.03	Total Taxes Levied - ABSTRACT	10,383,828.14
Fire Protection	82,199.00	Prior Years Surplus Appropriated	595,000.00	Total Taxes Billed	10,392,490.35
Police Protection	867,265.18	<b>REVENUES TOTAL</b>	13,293,308.03	1990 TAXES COLLECTED	10,001,403.46
Civil Defense & Disaster Control	3,668.00	Reserve For Uncollected Taxes	358,650.00	1990 Taxes Cancelled, Abated or Adjusted	75,303.52
Environmental Inspection & Control	63,437.50	<b>CAPITAL OUTLAY TOTAL</b>	972,158.27	Transfer to Tax Title Liens or Foreclosed	
Other Public Safety				Balance Outstanding Dec. 31, 1990	315,793.37
<b>PUBLIC WORKS</b>				<b>PRIOR YEARS TAXES OUTSTANDING</b>	
Streets and Drainage	307,313.04	Public Enterprises	604,784.97	Balance January 1, 1990	233,223.52
Sewers and Sewage Processing	1,265,002.00	Recreation-Culture		Collected in 1990	226,900.11
Garbage and Trash Disposal	834,060.00	Public Works	79,059.44	Cancelled, Abated or Adjusted 1990	
Public Buildings and Grounds	56,606.00	Buildings and Grounds	283,313.86	Transfers to Tax Title Liens or Foreclosed	
Other Public Works	4,900.00	Library and Education		Balance December 31, 1990	6,328.41
<b>HEALTH and WELFARE</b>		Conservation		<b>TAX TITLE LIENS OUTSTANDING</b>	
Health Services Except Environmental	63,051.76	All Other		Balance January 1, 1990	
Welfare-Public Assistance	2,000.00	<b>CAPITAL DEBT AUTHORIZED, DECEMBER 31, 1990</b>		Transfer From Taxes	
Hospital, Clinics, First Aid		<b>ISSUED AND UNISSUED</b>		Redeemed in 1990	
Animal, Insect, & Rodent Control	3,000.00	School	178,000	Cancelled, Abated or Adjusted (1990)	
Other Welfare Services		Self-Liquidating	4,456,918	Transfers to Foreclosed Property	
<b>RECREATION and CONSERVATION</b>		Other	4,156,125	Balance December 31, 1990	
Beaches and Boardwalks		Total	8,791,043	<b>PROPERTY ACQUIRED BY DEED OR FORECLOSURE</b>	
Parks, Playgrounds, Shade Trees	525.00	<b>ISSUED AND OUTSTANDING</b>		Balance January 1, 1990	17,000.00
Land Reclamation & Conservation	9,500.00	School	178,000.00	Transfers From Taxes or Liens	
Other Recreational Services	66,136.76	Self-Liquidating	3,867,250.00	Sale for Cash (1990)	
<b>EDUCATION (excluding schools)</b>		Other	2,756,250.00	Cancelled, Abated or Adjusted (1990)	
Libraries	154,978.00	Total	6,801,500.00	Balance December 31, 1990	17,000.00
Other Educational Services	4,469.00	<b>EQUALIZED VALUATION BASIS FOR NET DEBT COMPUTATION</b>	441,195,793	<b>CURRENT FINANCES DECEMBER 31, 1990</b>	
<b>STATUTORY EXPENDITURES</b>		<b>REAL PROPERTY VALUATIONS</b>		<b>ASSETS</b>	
Pensions & F. I. C. A.	207,827.00	Code Class # of Parcels % VAL'N		Cash Dec. 31, 1990	875,354.36
Employee Fringe Benefits	196,349.00	1 Vacant Land 121 2.13		Taxes Receivable	322,111.73
Other Statutory Expenditures		2 Residential 2003 75.95		Tax Title Liens	
CETA And Other Public Employment Programs		3 Farm		Foreclosed Property	17,000.00
<b>MUNICIPAL FUNCTIONS TOTAL</b>	4,698,999.24	4a Commercial 123 12.30		Emergencies & Other Deferred Charges	5,000.00
<b>CAPITAL IMPROVEMENTS *MEMO*</b>	31,000.00	4b Industrial 24 6.68		State and Federal Aid Receivable	11,545.55
<b>DEBT SERVICE</b>		4c Apartments 7 2.94		Other Receivables	127,515.72
Principal Payments	347,300.00	Total 2273		Total	1,358,567.41
Interest Payments	189,033.63	Land Area 1.97 Sq. Miles		<b>LIABILITIES, RESERVES, AND SURPLUS</b>	
<b>DEFERRED CHARGES</b>	3,164.00	Net Valuation Taxable-Municipal	289,494,831	Cash Liabilities	640,789.49
<b>SCHOOL, COUNTY, SPECIAL DISTRICT TAXES</b>	7,825,787.53	Net Valuation Taxable-County	468,198,629	Reserves for Receivables	466,627.50
<b>RESERVE FOR UNCOLLECTED TAXES</b>	358,650.00	State Equalized Valuation	453,094,320	Surplus Dec. 31, 1990	251,150.42
<b>EXPENDITURES TOTAL</b>	13,427,934.45	State Equalization Ratio	63.93	Total	1,358,567.41



1904  
Population 1980 7,502  
Population 1990 8,048  
S & P Rating  
Moody Rating

General Tax Rate Per \$100. 3.58  
State Equalized Tax Rate 2.13

BYRAM TOWNSHIP - SUSSEX COUNTY  
Form of Government  
Council-Manager Plan B (OMCL 50)  
Number of Members - 5

PER CAPITA:  
Gross Debt 539.87  
Net Debt 220.57  
Debt Service 23.19  
Total Tax Levy 1,334.34  
Municipal Expenditures 529.01  
PER CENT:  
Gross Debt .90  
Net Debt .37  
Tax Levy Collected 94.95  
Tax Levy Cancelled, Abated or Adjusted .30

EXPENDITURES		REVENUES-REALIZED		1990 PROPERTY TAX	
GENERAL GOVERNMENT				STATE EQUALIZED TAX RATE	
Governing Body & Public Boards		1990 Property Taxes Collected	10,206,268.10	Local District School Taxes .61	3,086,014.50
Municipal Clerk		1990 Payments in Lieu of Taxes	28,918.73	Regional & Consolidated School Tax .50	2,521,328.47
Financial Administration	77,649.57	Delinquent Tax & Lien Collections	343,406.50	School Taxes in Municipal Budget	
Assessment of Taxes	31,260.06	Business Personalty Replacement Taxes	31,666.60	County Taxes	.38 * 1,902,702.61
Collection of Taxes	72,734.30	Taxes from Public Utilities	334,114.00	County Library Taxes .02	112,172.33
Planning, Housing & Development	51,621.74	Other Miscellaneous Tax Revenues		Local Municipal Purpose Taxes .61	3,073,584.33
Human Resources	64,027.00	State Aid Revenues	61,351.17	Veteran & Senior Citizen Taxes	44,250.00
Elections	4,215.61	Federal Aid Revenues		Total Taxes for Rate Computation 2.12	10,740,052.24
General Administration (other)	509,328.51	State and Local Fiscal Assistance Act Utilized		Special District Taxes	
JUDICIARY		Sale of Acquired Property		Bank Corp. Taxes	
Municipal Courts	51,912.04	Other Miscellaneous Revenues	520,748.16	Added and Omitted Taxes	42,965.11
PUBLIC SAFETY		Total	11,526,473.26	Total Taxes Levied - ABSTRACT	10,738,767.35
Fire Protection	56,500.27	Prior Years Surplus Appropriated	47,500.00	Total Taxes Billed	10,749,187.81
Police Protection	651,350.46	REVENUES TOTAL	11,573,973.26	1990 TAXES COLLECTED	10,206,268.10
Civil Defense & Disaster Control	3,428.00	Reserve For Uncollected Taxes	554,344.00	1990 Taxes Cancelled, Abated or Adjusted	32,567.26
Environmental Inspection & Control	58,299.32	CAPITAL OUTLAY TOTAL	22,196.25	Transfer to Tax Title Liens or Foreclosed	30,680.60
Other Public Safety				Balance Outstanding Dec. 31, 1990	479,671.85
PUBLIC WORKS				PRIOR YEARS TAXES OUTSTANDING	
Streets and Drainage	631,401.16	Public Enterprises		Balance January 1, 1990	341,447.22
Sewers and Sewage Processing	667,553.18	Recreation—Culture		Collected in 1990	326,153.72
Garbage and Trash Disposal	13,206.05	Public Works		Cancelled, Abated or Adjusted 1990	8,296.37
Public Buildings and Grounds	9,551.31	Buildings and Grounds	22,196.25	Transfers to Tax Title Liens or Foreclosed	4,848.25
Other Public Works	31,002.78	Library and Education		Balance December 31, 1990	2,148.88
HEALTH and WELFARE		Conservation		TAX TITLE LIENS OUTSTANDING	
Health Services Except Environmental	15,467.20	All Other		Balance January 1, 1990	113,513.26
Welfare—Public Assistance	499.00	CAPITAL DEBT AUTHORIZED, DECEMBER 31, 1990		Transfer From Taxes	36,160.53
Hospital, Clinics, First Aid		ISSUED AND UNISSUED		Redeemed in 1990	17,252.78
Animal, Insect, & Rodent Control	38,924.34	School	2,569,715	Cancelled, Abated or Adjusted (1990)	
Other Welfare Services		Self-Liquidating		Transfers to Foreclosed Property	
RECREATION and CONSERVATION		Other	1,775,123	Balance December 31, 1990	132,421.01
Beaches and Boardwalks		Total	4,344,833	PROPERTY ACQUIRED BY DEED OR FORECLOSURE	
Parks, Playgrounds, Shade Trees	16,859.67	ISSUED AND OUTSTANDING		Balance January 1, 1990	133,400.00
Land Reclamation & Conservation	32,540.61	School	2,569,715.18	Transfers From Taxes or Liens	
Other Recreational Services	9,114.57	Self-Liquidating		Sale for Cash (1990)	
EDUCATION (excluding schools)		Other	175,000.00	Cancelled, Abated or Adjusted (1990)	
Libraries		Total	2,744,715.18	Balance December 31, 1990	133,400.00
Other Educational Services		EQUALIZED VALUATION BASIS		CURRENT FINANCES DECEMBER 31, 1990	
STATUTORY EXPENDITURES		FOR NET DEBT COMPUTATION	482,336,999	ASSETS	
Pensions & F. I. C. A.	207,871.24	REAL PROPERTY VALUATIONS		Cash Dec. 31, 1990	1,173,206.02
Employee Fringe Benefits	192,325.36	Code Class # of Parcels % VAL'N		Taxes Receivable	481,820.73
Other Statutory Expenditures		1 Vacant Land 855 5.34	15,929,400.00	Tax Title Liens	132,421.01
CETA And Other Public Employment Programs		2 Residential 2859 86.69	258,441,600.00	Foreclosed Property	133,400.00
MUNICIPAL FUNCTIONS TOTAL	3,512,823.85	3 Farm 120 1.08	3,240,600.00	Emergencies & Other Deferred Charges	70,737.00
CAPITAL IMPROVEMENTS *MEMO*	127,483.96	4a Commercial 99 6.24	18,612,300.00	State and Federal Aid Receivable	19,153.99
DEBT SERVICE		4b Industrial 10 .53	1,576,200.00	Other Receivables	40,241.22
Principal Payments	165,000.00	4c Apartments 2 .10	310,200.00	Total	2,050,979.97
Interest Payments	21,651.00	Total 3945	298,110,300.00	LIABILITIES, RESERVES, AND SURPLUS	
DEFERRED CHARGES	3,579.00	Land Area 20.60 Sq. Miles		Cash Liabilities	1,000,545.09
SCHOOL, COUNTY, SPECIAL DISTRICT TAXES	7,622,217.91	Net Valuation Taxable-Municipal	299,056,500	Reserves for Receivables	787,882.96
RESERVE FOR UNCOLLECTED TAXES	554,344.00	Net Valuation Taxable-County	500,940,825	Surplus Dec. 31, 1990	262,551.92
EXPENDITURES TOTAL	11,879,635.76	State Equalized Valuation	502,056,134	Total	2,050,979.97
		State Equalization Ratio	59.49		

0703

Population 1980 7,624

Population 1990 7,549

S &amp; P Rating

Moody Rating

A

General Tax Rate Per \$100.

9.24

State Equalized Tax Rate

2.07

## CALDWELL BORO. TWP. - ESSEX COUNTY

Form of Government

Borough Council

Number of Members - 6

PER CAPITA:

Gross Debt

3,934.07

Net Debt

1,424.69

Debt Service

48.84

Total Tax Levy

1,360.67

Municipal Expenditures

645.63

PER CENT:

Gross Debt

8.77

Net Debt

3.18

Tax Levy Collected

97.51

Tax Levy Cancelled, Abated

or Adjusted

.60

EXPENDITURES		REVENUES-REALIZED		1990 PROPERTY TAX	
GENERAL GOVERNMENT		1990 Property Taxes Collected		STATE EQUALIZED TAX RATE	
Governing Body & Public Boards		1990 Payments in Lieu of Taxes		Local District School Taxes	
Municipal Clerk		Delinquent Tax & Lien Collections		Regional & Consolidated School Tax	
Financial Administration	68,611.00	Business Personalty Replacement Taxes		School Taxes in Municipal Budget	
Assessment of Taxes	29,910.00	Taxes from Public Utilities		County Taxes	.60
Collection of Taxes	45,676.00	Other Miscellaneous Tax Revenues		County Library Taxes	
Planning, Housing & Development	6,415.52	State Aid Revenues	107,226.58	Local Municipal Purpose Taxes	.54
Human Resources	97,292.00	Federal Aid Revenues		Veteran & Senior Citizen Taxes	
Elections	2,615.00	State and Local Fiscal Assistance Act Utilized		Total Taxes for Rate Computation	2.08
General Administration (other)	403,132.84	Sale of Acquired Property		Special District Taxes	
JUDICIARY		Other Miscellaneous Revenues		Bank Corp. Taxes	
Municipal Courts	66,389.00	Total	1,273,946.55	Added and Omitted Taxes	
PUBLIC SAFETY		Prior Years Surplus Appropriated	13,391.00	Total Taxes Levied - ABSTRACT	31,779.41
Fire Protection	52,340.00	REVENUES TOTAL	12,377,000.27	Total Taxes Billed	10,271,665.17
Police Protection	1,025,805.54	Reserve For Uncollected Taxes	292,000.00	1990 TAXES COLLECTED	10,274,947.73
Civil Defense & Disaster Control	964.00	CAPITAL OUTLAY TOTAL	9,342,323.03	1990 Taxes Cancelled, Abated or Adjusted	10,018,879.18
Environmental Inspection & Control	49,786.80	Public Enterprises	9,246,464.44	Transfer to Tax Title Liens or Foreclosed	61,344.51
Other Public Safety		Recreation-Culture	4,099.00	Balance Outstanding Dec. 31, 1990	18,403.04
PUBLIC WORKS		Public Works	39,197.35	PRIOR YEARS TAXES OUTSTANDING	
Streets and Drainage	306,526.94	Buildings and Grounds	52,247.24	Balance January 1, 1990	264,205.24
Sewers and Sewage Processing	514,090.15	Library and Education	315.00	Collected in 1990	252,582.35
Gorbage and Trash Disposal	451,700.00	Conservation		Cancelled, Abated or Adjusted 1990	
Public Buildings and Grounds	69,088.00	All Other		Transfers to Tax Title Liens or Foreclosed	
Other Public Works		CAPITAL DEBT AUTHORIZED, DECEMBER 31, 1990		Balance December 31, 1990	11,622.69
HEALTH and WELFARE		ISSUED AND UNISSUED		TAX TITLE LIENS OUTSTANDING	
Health Services Except Environmental	87,054.00	School	1,221,389	Balance January 1, 1990	
Welfare-Public Assistance	25,755.00	Self-Liquidating	25,587,153	Transfer From Taxes	20,500.62
Hospital, Clinics, First Aid		Other	2,889,733	Redeemed in 1990	
Animal, Insect, & Rodent Control	4,350.00	Total	29,698,325	Cancelled, Abated or Adjusted (1990)	
Other Welfare Services		ISSUED AND OUTSTANDING		Transfers to Foreclosed Property	
RECREATION and CONSERVATION		School	1,221,389.24	Balance December 31, 1990	20,500.62
Beaches and Boardwalks		Self-Liquidating	22,761,865.35	PROPERTY ACQUIRED BY DEED OR	
Parks, Playgrounds, Shade Trees	15,620.00	Other	2,805,983.00	FORECLOSURE	
Land Reclamation & Conservation	34,335.00	Total	26,789,237.59	Balance January 1, 1990	
Other Recreational Services	197,670.76	EQUALIZED VALUATION BASIS		Transfers From Taxes or Liens	
EDUCATION (excluding schools)		FOR NET DEBT COMPUTATION	473,760,819	Sale for Cash (1990)	
Libraries	162,295.00	REAL PROPERTY VALUATIONS		Cancelled, Abated or Adjusted (1990)	
Other Educational Services		Code Class # of Parcels % VAL'N	ASSESSED VALUATION	Balance December 31, 1990	
STATUTORY EXPENDITURES		1 Vacant Land 102 .99	1,079,200.00	CURRENT FINANCES DECEMBER 31, 1990	
Pensions & F. L. C. A.	256,875.60	2 Residential 1761 72.05	78,543,100.00	ASSETS	
Employee Fringe Benefits	222,238.86	3 Farm		Cash Dec. 31, 1990	526,013.78
Other Statutory Expenditures		4a Commercial 185 16.75	18,261,500.00	Taxes Receivable	187,943.89
CETA And Other Public Employment Programs		4b Industrial		Tax Title Liens	20,500.62
MUNICIPAL FUNCTIONS		4c Apartments 21 10.21	11,124,700.00	Foreclosed Property	
CAPITAL IMPROVEMENTS	4,196,537.01	Total 2069	109,008,500.00	Emergencies & Other Deferred Charges	
DEBT SERVICE		Land Area 1.20 Sq. Miles		State and Federal Aid Receivable	
Principal Payments	140,000.00	Net Valuation Taxable-Municipal	110,856,800	Other Receivables	114,254.43
Interest Payments	228,668.50	Net Valuation Taxable-County	491,859,088	Total	848,712.72
DEFERRED CHARGES	16,638.03	State Equalized Valuation	487,409,547	LIABILITIES, RESERVES, AND SURPLUS	
SCHOOL, COUNTY, SPECIAL DISTRICT TAXES	7,564,753.73	State Equalization Ratio	22.45	Cash Liabilities	278,862.84
RESERVE FOR UNCOLLECTED TAXES	292,000.00			Reserves for Receivables	322,698.94
EXPENDITURES TOTAL	12,438,597.27			Surplus Dec. 31, 1990	247,150.94
				Total	848,712.72



1004

Population 1980 1,023  
 Population 1990 1,073  
 S & P Rating  
 Moody Rating

General Tax Rate Per \$100. 4.63  
 State Equalized Tax Rate 2.02

**CALIFON BOROUGH - HUNTERDON CO.**  
 Form of Government  
 Borough Council  
 Number of Members - 6

PER CAPITA:  
 Gross Debt 92.38  
 Net Debt 36.35  
 Debt Service 14.59  
 Total Tax Levy 1,520.37  
 Municipal Expenditures 459.02

PER CENT:  
 Gross Debt .13  
 Net Debt .05  
 Tax Levy Collected 97.08  
 Tax Levy Cancelled, Abated or Adjusted .06

EXPENDITURES		REVENUES-REALIZED		1990 PROPERTY TAX	
<b>GENERAL GOVERNMENT</b>				<b>STATE EQUALIZED TAX RATE</b>	
Governing Body & Public Boards		1990 Property Taxes Collected	1,584,827.71	Local District School Taxes	90 720,144.24
Municipal Clerk		1990 Payments in Lieu of Taxes		Regional & Consolidated School Tax	.47 374,840.85
Financial Administration	13,008.80	Delinquent Tax & Lien Collections	44,497.91	School Taxes in Municipal Budget	
Assessment of Taxes	43,439.00	Business Personalty Replacement Taxes	13,530.16	County Taxes	.31 249,437.54
Collection of Taxes	10,348.00	Taxes from Public Utilities	61,893.00	County Library Taxes	.02 16,143.85
Planning, Housing & Development	5,945.00	Other Miscellaneous Tax Revenues		Local Municipal Purpose Taxes	.32 255,993.00
Human Resources	5,140.00	State Aid Revenues	16,460.20	Veteran & Senior Citizen Taxes	
Elections		Federal Aid Revenues		Total Taxes for Rate Computation	2.02 1,626,859.48
General Administration (other)	87,214.00	State and Local Fiscal Assistance Act Utilized		Special District Taxes	
<b>JUDICIARY</b>		Sale of Acquired Property		Bank Corp. Taxes	
Municipal Courts	20,143.00	Other Miscellaneous Revenues	43,708.41	Added and Omitted Taxes	
<b>PUBLIC SAFETY</b>		Total	1,764,917.39	Total Taxes Levied - ABSTRACT	1,631,362.22
Fire Protection	22,318.20	Prior Years Surplus Appropriated	60,000.00	Total Taxes Billed	1,632,478.09
Police Protection	74,562.53	REVENUES TOTAL	1,824,917.39	1990 TAXES COLLECTED	1,584,827.71
Civil Defense & Disaster Control	300.00	Reserve For Uncollected Taxes	77,103.06	1990 Taxes Cancelled, Abated or Adjusted	975.16
Environmental Inspection & Control		CAPITAL OUTLAY TOTAL	12,887.31	Transfer to Tax Title Liens or Foreclosed	
Other Public Safety				Balance Outstanding Dec. 31, 1990	46,675.22
<b>PUBLIC WORKS</b>				<b>PRIOR YEARS TAXES OUTSTANDING</b>	
Streets and Drainage	56,500.00	Public Enterprises		Balance January 1, 1990	47,566.52
Sewers and Sewage Processing		Recreation—Culture		Collected in 1990	44,497.91
Garbage and Trash Disposal	8,000.00	Public Works		Cancelled, Abated or Adjusted 1990	540.21
Public Buildings and Grounds	15,247.00	Buildings and Grounds	12,887.31	Transfers to Tax Title Liens or Foreclosed	
Other Public Works		Library and Education		Balance December 31, 1990	2,528.40
<b>HEALTH and WELFARE</b>		Conservation		<b>TAX TITLE LIENS OUTSTANDING</b>	
Health Services Except Environmental	2,860.00	All Other		Balance January 1, 1990	
Welfare-Public Assistance	1,180.00	CAPITAL DEBT AUTHORIZED, DECEMBER 31, 1990		Transfer From Taxes	
Hospital, Clinics, First Aid		ISSUED AND UNISSUED		Redeemed in 1990	
Animal, Insect, & Rodent Control	3,000.00	School	60,124	Cancelled, Abated or Adjusted (1990)	
Other Welfare Services		Self-Liquidating		Transfers to Foreclosed Property	
<b>RECREATION and CONSERVATION</b>		Other	39,000	Balance December 31, 1990	
Beaches and Boardwalks		Total	99,124	<b>PROPERTY ACQUIRED BY DEED OR FORECLOSURE</b>	
Parks, Playgrounds, Shade Trees	1,000.00			Balance January 1, 1990	
Land Reclamation & Conservation	4,350.00	ISSUED AND OUTSTANDING		Transfers From Taxes or Liens	
Other Recreational Services	3,500.00	School	60,124.78	Sale for Cash (1990)	
<b>EDUCATION (excluding schools)</b>		Self-Liquidating		Cancelled, Abated or Adjusted (1990)	
Libraries	100.00	Other	39,000.00	Balance December 31, 1990	
Other Educational Services	350.00	Total	99,124.78	<b>CURRENT FINANCES DECEMBER 31, 1990</b>	
<b>STATUTORY EXPENDITURES</b>		EQUALIZED VALUATION BASIS		ASSETS	
Pensions & F. I. C. A.	13,850.00	FOR NET DEBT COMPUTATION	74,746,895	Cash Dec. 31, 1990	346,303.96
Employee Fringe Benefits	6,250.00	REAL PROPERTY VALUATIONS		Taxes Receivable	49,203.62
Other Statutory Expenditures	1,000.00	Code Class # of Parcels % VAL'N		Tax Title Liens	
CETA And Other Public Employment Programs		1 Vacant Land 90 2.64	914,900.00	Foreclosed Property	
<b>MUNICIPAL FUNCTIONS</b>		2 Residential 376 85.20	29,491,115.00	Emergencies & Other Deferred Charges	35,042.53
<b>CAPITAL IMPROVEMENTS</b>		3 Farm 21 .57	195,960.00	State and Federal Aid Receivable	
<b>DEBT SERVICE</b>		4a Commercial 33 11.02	3,814,250.00	Other Receivables	5,034.03
Principal Payments	13,000.00	4b Industrial 3 .24	83,400.00	Total	435,584.14
Interest Payments	2,651.46	4c Apartments 2 .34	116,000.00	<b>LIABILITIES, RESERVES, AND SURPLUS</b>	
		Total 525	34,615,625.00	Cash Liabilities	274,962.02
<b>DEFERRED CHARGES</b>		Land Area .90 Sq. Miles		Reserves for Receivables	49,203.62
SCHOOL, COUNTY, SPECIAL DISTRICT TAXES	1,360,566.48	Net Valuation Taxable-Municipal	34,941,150	Surplus Dec. 31, 1990	111,418.50
RESERVE FOR UNCOLLECTED TAXES	77,103.06	Net Valuation Taxable-County	79,059,736	Total	435,584.14
<b>EXPENDITURES</b>		State Equalized Valuation	79,810,313		
TOTAL	1,853,090.83	State Equalization Ratio	43.55		



0408

Population 1980 84,910  
 Population 1990 87,492  
 S & P Rating BBB+  
 Moody Rating BAA

General Tax Rate Per \$100. 18.97  
 State Equalized Tax Rate 4.67

**CAMDEN CITY - CAMDEN COUNTY**  
 Form of Government  
 Mayor-Council Plan B (OMCL 50)  
 Number of Members - 7

PER CAPITA:  
 Gross Debt 491.92  
 Net Debt 180.71  
 Debt Service 24.92  
 Total Tax Levy 505.73  
 Municipal Expenditures 879.29

PER CENT:  
 Gross Debt 5.12  
 Net Debt 1.88  
 Tax Levy Collected 32.62  
 Tax Levy Cancelled, Abated or Adjusted 1.02

EXPENDITURES		REVENUES-REALIZED		1990 PROPERTY TAX	
<b>GENERAL GOVERNMENT</b>				<b>STATE EQUALIZED TAX RATE</b>	
Governing Body & Public Boards	579,261.00	1990 Property Taxes Collected	36,558,819.09	Local District School Taxes	1.92 18,116,813.73
Municipal Clerk	131,285.00	1990 Payments in Lieu of Taxes	1,892,374.76	Regional & Consolidated School Tax	
Financial Administration	640,951.00	Delinquent Tax & Lien Collections	4,349,683.65	School Taxes in Municipal Budget	
Assessment of Taxes	320,633.50	Business Personalty Replacement Taxes	3,052,369.70	County Taxes	.94 8,896,041.37
Collection of Taxes	383,416.50	Taxes from Public Utilities	5,749,153.00	County Library Taxes	
Planning, Housing & Development	2,584,765.00	Other Miscellaneous Tax Revenues		Local Municipal Purpose Taxes	1.81 17,098,937.07
Human Resources	5,714,623.00	State Aid Revenues	32,874,199.70	Veteran & Senior Citizen Taxes	690,700.00
Elections	50,000.00	Federal Aid Revenues		Total Taxes for Rate Computation	4.67 44,804,542.17
General Administration (other)	7,016,644.05	State and Local Fiscal Assistance Act Utilized		Special District Taxes	
<b>JUDICIARY</b>		Sale of Acquired Property		Bank Corp. Taxes	
Municipal Courts	735,971.00	Other Miscellaneous Revenues	8,213,038.61	Added and Omitted Taxes	133,710.30
<b>PUBLIC SAFETY</b>		Total	92,689,638.51	Total Taxes Levied - ABSTRACT	44,247,552.47
Fire Protection	12,727,445.26	Prior Years Surplus Appropriated	2,675,625.35	Total Taxes Billed	44,247,552.47
Police Protection	12,722,456.24	REVENUES TOTAL	95,365,263.86	1990 TAXES COLLECTED	36,558,819.09
Civil Defense & Disaster Control	38,809.00	Reserve For Uncollected Taxes	6,883,254.60	1990 Taxes Cancelled, Abated or Adjusted	453,526.62
Environmental Inspection & Control	860,281.00	<b>CAPITAL OUTLAY TOTAL</b>	5,369,593.07	Transfer to Tax Title Liens or Foreclosed	3,435,301.69
Other Public Safety	32,823.00	Public Enterprises	416,496.61	Balance Outstanding Dec. 31, 1990	3,799,903.07
<b>PUBLIC WORKS</b>		Recreation-Culture	868,566.09	<b>PRIOR YEARS TAXES OUTSTANDING</b>	
Streets and Drainage	2,389,215.00	Public Works		Balance January 1, 1990	3,606,757.17
Sewers and Sewage Processing		Buildings and Grounds	4,084,530.37	Collected in 1990	2,439,317.35
Garbage and Trash Disposal	6,600,000.00	Library and Education		Cancelled, Abated or Adjusted 1990	15,095.37
Public Buildings and Grounds	384,204.00	Conservation		Transfers to Tax Title Liens or Foreclosed	831,762.86
Other Public Works		All Other		Balance December 31, 1990	320,581.59
<b>HEALTH and WELFARE</b>		<b>CAPITAL DEBT AUTHORIZED, DECEMBER 31, 1990</b>		<b>TAX TITLE LIENS OUTSTANDING</b>	
Health Services Except Environmental	666,338.50	ISSUED AND UNISSUED		Balance January 1, 1990	9,703,913.15
Welfare-Public Assistance	1,670,474.00	School	20,819,000	Transfer From Taxes	4,312,208.40
Hospital, Clinics, First Aid		Self-Liquidating	7,156,000	Redeemed in 1990	1,910,366.30
Animal, Insect, & Rodent Control	55,200.00	Other	15,064,200	Cancelled, Abated or Adjusted (1990)	768,700.33
Other Welfare Services		Total	43,039,200	Transfers to Foreclosed Property	517,210.71
<b>RECREATION and CONSERVATION</b>		ISSUED AND OUTSTANDING		Balance December 31, 1990	10,519,844.21
Beaches and Boardwalks		School	290,819,000.00	<b>PROPERTY ACQUIRED BY DEED OR FORECLOSURE</b>	
Parks, Playgrounds, Shade Trees		Self-Liquidating	3,396,000.00	Balance January 1, 1990	22,232,644.04
Land Reclamation & Conservation		Other	12,133,000.00	Transfers From Taxes or Liens	624,440.84
Other Recreational Services	417,064.00	Total	306,348,000.00	Sale for Cash (1990)	712,320.00
<b>EDUCATION (excluding schools)</b>		<b>EQUALIZED VALUATION BASIS</b>		Cancelled, Abated or Adjusted (1990)	
Libraries	500,000.00	FOR NET DEBT COMPUTATION	840,919,795	Balance December 31, 1990	22,144,264.88
Other Educational Services	25,000.00	<b>REAL PROPERTY VALUATIONS</b>		<b>CURRENT FINANCES DECEMBER 31, 1990</b>	
<b>STATUTORY EXPENDITURES</b>		Code Class # of Parcels % VAL'N	ASSESSED VALUATION	<b>ASSETS</b>	
Pensions & F. I. C. A.	5,079,949.78	1 Vacant Land 3386 1.97	4,275,035.00	Cash Dec. 31, 1990	81,005.87
Employee Fringe Benefits	5,156,500.00	2 Residential 21302 58.98	128,074,147.00	Taxes Receivable	4,120,484.66
Other Statutory Expenditures	1,000.00	3 Farm		Tax Title Liens	10,819,844.21
<b>CETA And Other Public Employment Programs</b>		4a Commercial 1642 21.88	47,506,095.00	Foreclosed Property	22,144,264.88
<b>MUNICIPAL FUNCTIONS TOTAL</b>	67,484,359.83	4b Industrial 148 12.63	27,420,882.00	Emergencies & Other Deferred Charges	3,755,264.94
<b>CAPITAL IMPROVEMENTS *MEMO*</b>	50,000.00	4c Apartments 137 4.55	9,890,215.00	State and Federal Aid Receivable	950,000.00
<b>DEBT SERVICE</b>		Total 26615	217,166,374.00	Other Receivables	2,199,185.17
Principal Payments	1,184,733.06	Land Area 8.68 Sq. Miles		Total	44,070,049.73
Interest Payments	995,436.25	Net Valuation Taxable-Municipal	232,575,994	<b>LIABILITIES, RESERVES, AND SURPLUS</b>	
<b>DEFERRED CHARGES</b>	383,160.05	Net Valuation Taxable-County	946,451,405	Cash Liabilities	5,565,390.09
<b>SCHOOL, COUNTY, SPECIAL DISTRICT TAXES</b>	27,014,855.10	State Equalized Valuation	898,226,057	Reserves for Receivables	38,272,498.55
<b>RESERVE FOR UNCOLLECTED TAXES</b>	6,883,254.60	State Equalization Ratio	24.60	Surplus Dec. 31, 1990	231,660.50
<b>EXPENDITURES TOTAL</b>	103,945,798.89			Total	44,070,049.73

Population 1980 **4,853**  
 Population 1990 **4,668**  
 S & P Rating  
 Moody Rating **AAA**

General Tax Rate Per \$100. **1.67**  
 State Equalized Tax Rate **1.30**

**CAPE MAY CITY - CAPE MAY COUNTY**  
 Form of Government  
**Council-Manager (1923)**  
 Number of Members - 3

PER CAPITA:  
 Gross Debt **2,975.44** Gross Debt **2.14**  
 Net Debt **2,788.49** Net Debt **2.01**  
 Debt Service **220.58** Tax Levy Collected **90.71**  
 Total Tax Levy **2,119.74** Tax Levy Cancelled, Abated or Adjusted **28**  
 Municipal Expenditures **1,459.52**

EXPENDITURES		REVENUES-REALIZED		1990 PROPERTY TAX	
GENERAL GOVERNMENT				STATE EQUALIZED TAX RATE <b>1.17</b>	
Governing Body & Public Boards				Local District School Taxes	<b>1,297,604.00</b>
Municipal Clerk	<b>78,093.16</b>	1990 Property Taxes Collected		Regional & Consolidated School Tax	<b>3,174,386.00</b>
Financial Administration	<b>69,600.21</b>	1990 Payments in Lieu of Taxes		School Taxes in Municipal Budget	
Assessment of Taxes	<b>36,000.00</b>	Delinquent Tax & Lien Collections		County Taxes	<b>2,784,374.01</b>
Collection of Taxes	<b>43,200.00</b>	Business Personalty Replacement Taxes		County Library Taxes	<b>138,545.43</b>
Planning, Housing & Development	<b>46,400.00</b>	Taxes from Public Utilities		Local Municipal Purpose Taxes	<b>2,433,291.41</b>
Human Resources	<b>52,416.90</b>	Other Miscellaneous Tax Revenues		Veteran & Senior Citizen Taxes	<b>49,750.00</b>
Elections	<b>6,500.00</b>	State Aid Revenues		Total Taxes for Rate Computation	<b>9,877,950.85</b>
General Administration (other)	<b>732,120.00</b>	Federal Aid Revenues		Special District Taxes	
JUDICIARY		State and Local Fiscal Assistance Act Utilized		Bank Corp. Taxes	
Municipal Courts	<b>99,203.32</b>	Sale of Acquired Property		Added and Omitted Taxes	<b>66,760.33</b>
PUBLIC SAFETY		Other Miscellaneous Revenues		Total Taxes Levied - ABSTRACT	<b>9,894,961.18</b>
Fire Protection	<b>433,021.92</b>	Total		Total Taxes Billed	<b>9,949,355.90</b>
Police Protection	<b>981,136.10</b>	Prior Years Surplus Appropriated		1990 TAXES COLLECTED	<b>9,025,412.94</b>
Civil Defense & Disaster Control	<b>7,355.00</b>	REVENUES TOTAL		1990 Taxes Cancelled, Abated or Adjusted	<b>27,595.36</b>
Environmental Inspection & Control	<b>40,260.00</b>	Reserve For Uncollected Taxes		Transfer to Tax Title Liens or Foreclosed	<b>165,085.40</b>
Other Public Safety		CAPITAL OUTLAY TOTAL		Balance Outstanding Dec. 31, 1990	<b>731,262.20</b>
PUBLIC WORKS				PRIOR YEARS TAXES OUTSTANDING	
Streets and Drainage	<b>360,900.00</b>	Public Enterprises		Balance January 1, 1990	<b>713,326.20</b>
Sewers and Sewage Processing		Recreation-Culture		Collected in 1990	<b>550,804.02</b>
Garbage and Trash Disposal	<b>39,800.00</b>	Public Works		Cancelled, Abated or Adjusted 1990	
Public Buildings and Grounds	<b>397,800.00</b>	Buildings and Grounds		Transfers to Tax Title Liens or Foreclosed	<b>81,203.46</b>
Other Public Works		Library and Education		Balance December 31, 1990	<b>81,318.72</b>
HEALTH and WELFARE		Conservation		TAX TITLE LIENS OUTSTANDING	
Health Services Except Environmental	<b>5,870.00</b>	All Other		Balance January 1, 1990	<b>99,302.26</b>
Welfare-Public Assistance	<b>24,680.00</b>	CAPITAL DEBT AUTHORIZED, DECEMBER 31, 1990		Transfer From Taxes	<b>259,366.48</b>
Hospital, Clinics, First Aid		ISSUED AND UNISSUED GROSS DEBT NET DEBT		Redeemed in 1990	<b>62,303.15</b>
Animal, Insect, & Rodent Control		School 770,095		Cancelled, Abated or Adjusted (1990)	
Other Welfare Services		Self-Liquidating 4,348,921		Transfers to Foreclosed Property	
RECREATION and CONSERVATION		Other 8,770,334		Balance December 31, 1990	<b>296,365.59</b>
Beaches and Boardwalks	<b>354,900.00</b>	Total 13,889,350		PROPERTY ACQUIRED BY DEED OR FORECLOSURE	
Parks, Playgrounds, Shade Trees	<b>10,502.00</b>	ISSUED AND OUTSTANDING		Balance January 1, 1990	<b>73,773.00</b>
Land Reclamation & Conservation	<b>161,787.18</b>	School 770,095.12		Transfers From Taxes or Liens	
Other Recreational Services	<b>9,600.00</b>	Self-Liquidating 4,332,671.30		Sale for Cash (1990)	
EDUCATION (excluding schools)		Other 7,867,964.26		Cancelled, Abated or Adjusted (1990)	
Libraries	<b>56,950.00</b>	Total 12,970,730.68		Balance December 31, 1990	<b>73,773.00</b>
Other Educational Services	<b>3,120.00</b>	EQUALIZED VALUATION BASIS		CURRENT FINANCES DECEMBER 31, 1990	
STATUTORY EXPENDITURES		FOR NET DEBT COMPUTATION		ASSETS	
Pensions & F. I. C. A.	<b>357,212.25</b>	REAL PROPERTY VALUATIONS		Cash Dec. 31, 1990	<b>1,445,809.74</b>
Employee Fringe Benefits	<b>344,337.00</b>			Taxes Receivable	<b>812,580.92</b>
Other Statutory Expenditures				Tax Title Liens	<b>296,365.59</b>
CETA And Other Public Employment Programs				Foreclosed Property	<b>73,773.00</b>
MUNICIPAL FUNCTIONS TOTAL	<b>4,757,825.04</b>			Emergencies & Other Deferred Charges	<b>158,590.07</b>
CAPITAL IMPROVEMENTS *MEMO*	<b>25,000.00</b>			State and Federal Aid Receivable	<b>1,155.09</b>
DEBT SERVICE				Other Receivables	<b>25,857.57</b>
Principal Payments	<b>492,413.13</b>			Total	<b>2,814,131.98</b>
Interest Payments	<b>537,232.79</b>			LIABILITIES, RESERVES, AND SURPLUS	
DEFERRED CHARGES	<b>113,743.14</b>			Cash Liabilities	<b>830,876.65</b>
SCHOOL, COUNTY, SPECIAL DISTRICT TAXES	<b>7,394,909.44</b>			Reserves for Receivables	<b>1,208,577.08</b>
RESERVE FOR UNCOLLECTED TAXES	<b>906,912.03</b>			Surplus Dec. 31, 1990	<b>774,678.25</b>
EXPENDITURES TOTAL	<b>14,207,935.57</b>			Total	<b>2,814,131.98</b>

\*Includes County Health Service Taxes, County Vocational School Taxes, or County Open Space Tax. See Table 13.



0503  
Population 1980 255  
Population 1990 248  
S & P Rating  
Moody Rating

General Tax Rate Per \$100. 1.08  
State Equalized Tax Rate .71

CAPE MAY POINT BORO. - CAPE MAY CO.  
Form of Government  
Commission (1911)  
Number of Members - 3

PER CAPITA:  
Gross Debt 8,443.42  
Net Debt 809.88  
Debt Service  
Total Tax Levy 3,780.20  
Municipal Expenditures 2,207.44  
PER CENT:  
Gross Debt 1.85  
Net Debt .18  
Tax Levy Collected 94.54  
Tax Levy Cancelled, Abated or Adjusted .06

EXPENDITURES		REVENUES-REALIZED		1990 PROPERTY TAX	
<b>GENERAL GOVERNMENT</b>				STATE EQUALIZED TAX RATE — .75	
Governing Body & Public Boards	12,100.00	1990 Property Taxes Collected	891,676.52	Local District School Taxes	67,957.00
Municipal Clerk	38,650.00	1990 Payments in Lieu of Taxes		Regional & Consolidated School Tax	
Financial Administration	9,500.00	Delinquent Tax & Lien Collections	49,319.35	School Taxes in Municipal Budget	
Assessment of Taxes	9,000.00	Business Personalty Replacement Taxes	235.92	County Taxes	.37 * 492,941.07
Collection of Taxes	6,400.00	Taxes from Public Utilities	22,232.00	County Library Taxes	.02 24,527.42
Planning, Housing & Development	19,920.00	Other Miscellaneous Tax Revenues		Local Municipal Purpose Taxes	.26 341,735.02
Human Resources	950.00	State Aid Revenues	1,142.00	Veteran & Senior Citizen Taxes	7,100.00
Elections	88,977.00	Federal Aid Revenues		Total Taxes for Rate Computation	.70 934,260.51
General Administration (other)		State and Local Fiscal Assistance Act Utilized		Special District Taxes	
<b>JUDICIARY</b>		Sale of Acquired Property		Bank Corp. Taxes	
Municipal Courts	7,800.00	Other Miscellaneous Revenues	88,595.82	Added and Omitted Taxes	10,329.88
<b>PUBLIC SAFETY</b>		Total	1,053,201.61	Total Taxes Levied - ABSTRACT	937,490.39
Fire Protection	8,250.00	Prior Years Surplus Appropriated	79,500.00	Total Taxes Billed	943,173.26
Police Protection	57,422.00	REVENUES TOTAL	1,132,701.61	1990 TAXES COLLECTED	891,676.52
Civil Defense & Disaster Control	700.00	Reserve For Uncollected Taxes	61,300.43	1990 Taxes Cancelled, Abated or Adjusted	565.67
Environmental Inspection & Control	23,100.00	CAPITAL OUTLAY TOTAL	48,508.93	Transfer to Tax Title Liens or Foreclosed	447.93
Other Public Safety		Public Enterprises	23,379.95	Balance Outstanding Dec. 31, 1990	50,483.14
<b>PUBLIC WORKS</b>		Recreation—Culture	21,318.08	<b>PRIOR YEARS TAXES OUTSTANDING</b>	
Streets and Drainage	31,000.00	Public Works	3,810.90	Balance January 1, 1990	49,325.96
Sewers and Sewage Processing	63,000.00	Buildings and Grounds		Collected in 1990	48,745.56
Garbage and Trash Disposal	8,750.00	Library and Education		Cancelled, Abated or Adjusted 1990	6.00
Public Buildings and Grounds		Conservation		Transfers to Tax Title Liens or Foreclosed	457.09
Other Public Works		All Other		Balance December 31, 1990	117.31
<b>HEALTH and WELFARE</b>		CAPITAL DEBT AUTHORIZED, DECEMBER 31, 1990		<b>TAX TITLE LIENS OUTSTANDING</b>	
Health Services Except Environmental	175.00	ISSUED AND UNISSUED		Balance January 1, 1990	
Welfare-Public Assistance	400.00	GROSS DEBT		Transfer From Taxes	1,004.86
Hospital, Clinics, First Aid	250.00	NET DEBT		Redeemed in 1990	573.79
Animal, Insect, & Rodent Control		School		Cancelled, Abated or Adjusted (1990)	
Other Welfare Services		Self-Liquidating	1,893,119	Transfers to Foreclosed Property	
<b>RECREATION and CONSERVATION</b>		Other	200,850	Balance December 31, 1990	431.07
Beaches and Boardwalks	70,050.00	Total	2,093,969	<b>PROPERTY ACQUIRED BY DEED OR FORECLOSURE</b>	
Parks, Playgrounds, Shade Trees	14,500.00	ISSUED AND OUTSTANDING		Balance January 1, 1990	13,575.00
Land Reclamation & Conservation		School		Transfers From Taxes or Liens	
Other Recreational Services		Self-Liquidating	1,500,810.63	Sale for Cash (1990)	
<b>EDUCATION (excluding schools)</b>		Other		Cancelled, Abated or Adjusted (1990)	
Libraries	200.00	Total	1,500,810.63	Balance December 31, 1990	13,575.00
Other Educational Services		EQUALIZED VALUATION BASIS		<b>CURRENT FINANCES DECEMBER 31, 1990</b>	
<b>STATUTORY EXPENDITURES</b>		FOR NET DEBT COMPUTATION	113,273,724	<b>ASSETS</b>	
Pensions & F. L. C. A.	15,050.00	REAL PROPERTY VALUATIONS		Cash Dec. 31, 1990	232,311.77
Employee Fringe Benefits		Code Class # of Parcels % VAL'N	ASSESSED VALUATION	Taxes Receivable	50,600.45
Other Statutory Expenditures		1 Vacant Land 141 11.36	9,807,900.00	Tax Title Liens	431.07
CETA And Other Public Employment Programs	486,144.00	2 Residential 524 87.88	75,867,300.00	Foreclosed Property	13,575.00
<b>MUNICIPAL FUNCTIONS</b>		3 Farm 2 .76	658,500.00	Emergencies & Other Deferred Charges	32,041.48
<b>CAPITAL IMPROVEMENTS</b>	*MEMO* 5,000.00	4a Commercial		State and Federal Aid Receivable	
<b>DEBT SERVICE</b>		4b Industrial		Other Receivables	3,932.57
Principal Payments		4c Apartments		Total	332,892.34
Interest Payments		Total 667	86,333,700.00	<b>LIABILITIES, RESERVES, AND SURPLUS</b>	
<b>DEFERRED CHARGES</b>		Land Area .30 Sq. Miles		Cash Liabilities	131,834.49
SCHOOL, COUNTY, SPECIAL DISTRICT TAXES	585,425.49	Net Valuation Taxable-Municipal	86,374,387	Reserves for Receivables	68,539.09
RESERVE FOR UNCOLLECTED TAXES	61,300.43	Net Valuation Taxable-County	116,546,071	Surplus Dec. 31, 1990	132,518.76
<b>EXPENDITURES</b>		State Equalized Valuation	132,029,221	Total	332,892.34
<b>TOTAL</b>	1,132,869.92	State Equalization Ratio	65.41		



0205  
 Population 1980 6,165  
 Population 1990 5,510  
 S & P Rating  
 Moody Rating A1

General Tax Rate Per \$100. 1.30  
 State Equalized Tax Rate .94

**CARLSTADT BOROUGH - BERGEN COUNTY**  
 Form of Government  
 Borough Council  
 Number of Members - 6

PER CAPITAL:  
 Gross Debt 1,769.41  
 Net Debt 1,582.04  
 Debt Service 145.11  
 Total Tax Levy 2,818.32  
 Municipal Expenditures 1,513.30  
 PER CENT:  
 Gross Debt .64  
 Net Debt .57  
 Tax Levy Collected 95.03  
 Tax Levy Cancelled, Abated or Adjusted .34

EXPENDITURES		REVENUES-REALIZED		1990 PROPERTY TAX	
<b>GENERAL GOVERNMENT</b>				<b>STATE EQUALIZED TAX RATE</b>	
Governing Body & Public Boards	92,100.00	1990 Property Taxes Collected	14,823,695.00	Local District School Taxes	.21 3,476,715.00
Municipal Clerk	77,566.00	1990 Payments in Lieu of Taxes		Regional & Consolidated School Tax	.16 2,666,798.05
Financial Administration	107,104.00	Delinquent Tax & Lien Collections	162,307.00	School Taxes in Municipal Budget	
Assessment of Taxes	500,453.00	Business Personalty Replacement Taxes	349,043.00	County Taxes	.21 3,454,333.32
Collection of Taxes	37,771.00	Taxes from Public Utilities	955,935.00	County Library Taxes	
Planning, Housing & Development	5,350.00	Other Miscellaneous Tax Revenues		Local Municipal Purpose Taxes	.36 5,909,556.00
Human Resources	92,224.00	State Aid Revenues	220,045.00	Veteran & Senior Citizen Taxes	80,300.00
Elections	2,291.00	Federal Aid Revenues		Total Taxes for Rate Computation	.94 15,587,702.37
General Administration (other)	312,864.00	State and Local Fiscal Assistance Act Utilized		Special District Taxes	
<b>JUDICIARY</b>		Sale of Acquired Property		Bank Corp. Taxes	
Municipal Courts	73,940.00	Other Miscellaneous Revenues	892,960.00	Added and Omitted Taxes	21,563.00
<b>PUBLIC SAFETY</b>		Total	17,403,985.00	Total Taxes Levied - ABSTRACT	15,528,965.37
Fire Protection	290,305.00	Prior Years Surplus Appropriated	250,000.00	Total Taxes Billed	15,599,677.00
Police Protection	1,723,045.00	<b>REVENUES TOTAL</b>	17,653,985.00	1990 TAXES COLLECTED	14,823,695.00
Civil Defense & Disaster Control	4,130.00	Reserve For Uncollected Taxes	805,690.00	1990 Taxes Cancelled, Abated or Adjusted	53,558.00
Environmental Inspection & Control	76,862.00			Transfer to Tax Title Liens or Foreclosed	146,498.00
Other Public Safety				Balance Outstanding Dec. 31, 1990	575,926.00
<b>PUBLIC WORKS</b>		<b>CAPITAL OUTLAY TOTAL</b>		<b>PRIOR YEARS TAXES OUTSTANDING</b>	
Streets and Drainage	202,960.00	Public Enterprises		Balance January 1, 1990	1,058,952.00
Sewers and Sewage Processing	430,798.00	Recreation—Culture		Collected in 1990	130,561.00
Garbage and Trash Disposal	724,805.00	Public Works		Cancelled, Abated or Adjusted 1990	733,559.00
Public Buildings and Grounds	154,692.00	Buildings and Grounds		Transfers to Tax Title Liens or Foreclosed	77,585.00
Other Public Works	105,045.00	Library and Education		Balance December 31, 1990	117,247.00
<b>HEALTH and WELFARE</b>		Conservation		<b>TAX TITLE LIENS OUTSTANDING</b>	
Health Services Except Environmental	29,550.00	All Other		Balance January 1, 1990	119,524.00
Welfare-Public Assistance	500.00			Transfer From Taxes	224,083.00
Hospital, Clinics, First Aid		<b>CAPITAL DEBT AUTHORIZED, DECEMBER 31, 1990</b>		Redeemed in 1990	31,746.00
Animal, Insect, & Rodent Control		<b>ISSUED AND UNISSUED GROSS DEBT NET DEBT</b>		Cancelled, Abated or Adjusted (1990)	
Other Welfare Services		School 435,003		Transfers to Foreclosed Property	
<b>RECREATION and CONSERVATION</b>		Self-Liquidating 9,314,426	8,717,026	Balance December 31, 1990	311,861.00
Beaches and Boardwalks		Other 9,749,429	8,717,026	<b>PROPERTY ACQUIRED BY DEED OR FORECLOSURE</b>	
Parks, Playgrounds, Shade Trees		Total 9,749,429		Balance January 1, 1990	300.00
Land Reclamation & Conservation	176,338.00	<b>ISSUED AND OUTSTANDING</b>		Transfers From Taxes or Liens	
Other Recreational Services		School 435,003.00		Sale for Cash (1990)	
<b>EDUCATION (excluding schools)</b>		Self-Liquidating 7,489,663.00		Cancelled, Abated or Adjusted (1990)	
Libraries	376,957.00	Other 7,924,666.00		Balance December 31, 1990	300.00
Other Educational Services		Total 7,924,666.00		<b>CURRENT FINANCES DECEMBER 31, 1990</b>	
<b>STATUTORY EXPENDITURES</b>		<b>EQUALIZED VALUATION BASIS FOR NET DEBT COMPUTATION</b>	1,534,047,211	<b>ASSETS</b>	
Pensions & F. I. C. A.	341,061.00	<b>REAL PROPERTY VALUATIONS</b>		Cash Dec. 31, 1990	2,191,531.00
Employee Fringe Benefits	384,063.00	Code Class # of Parcels % VAL'N		Taxes Receivable	693,173.00
Other Statutory Expenditures	13,600.00	1 Vacant Land 216 22.55	269,687,010.00	Tax Title Liens	311,861.00
<b>CETA And Other Public Employment Programs</b>		2 Residential 1499 18.05	215,885,100.00	Foreclosed Property	300.00
<b>MUNICIPAL FUNCTIONS TOTAL</b>	6,336,874.00	3 Farm 1 14,100.00		Emergencies & Other Deferred Charges	51,080.00
<b>CAPITAL IMPROVEMENTS *MEMO*</b>	45,000.00	4a Commercial 141 11.07	132,390,500.00	State and Federal Aid Receivable	3,387.00
<b>DEBT SERVICE</b>		4b Industrial 286 47.84	572,222,020.00	Other Receivables	13,665.00
Principal Payments	431,294.00	4c Apartments 15 .50	5,955,600.00	Total	3,264,997.00
Interest Payments	368,269.00	Total 2158	1,196,154,330.00	<b>LIABILITIES, RESERVES, AND SURPLUS</b>	
<b>DEFERRED CHARGES</b>	396,140.00	Land Area 4.20 Sq. Miles		Cash Liabilities	1,086,421.00
<b>SCHOOL, COUNTY, SPECIAL DISTRICT TAXES</b>	9,597,846.37	Net Valuation Taxable-Municipal	1,198,316,437	Reserves for Receivables	1,018,999.00
<b>RESERVE FOR UNCOLLECTED TAXES</b>	805,690.00	Net Valuation Taxable-County	1,689,308,501	Surplus Dec. 31, 1990	1,159,577.00
<b>EXPENDITURES TOTAL</b>	17,936,113.37	State Equalized Valuation	1,660,723,297	Total	3,264,997.00
		State Equalization Ratio	72.12		

1713

Population 1980 8,396

Population 1990 8,443

S &amp; P Rating

Moody Rating

General Tax Rate Per \$100.

7.18

State Equalized Tax Rate

2.23

## CARNEYS POINT TWP. - SALEM COUNTY

Form of Government

Township Committee

Number of Members - 5

PER CAPITA:

Gross Debt 629.79

Net Debt 112.60

Debt Service 28.06

Total Tax Levy 680.75

Municipal Expenditures 487.50

PER CENT:

Gross Debt 2.44

Net Debt .44

Tax Levy Collected 87.80

Tax Levy Cancelled, Abated

or Adjusted

EXPENDITURES		REVENUES-REALIZED		1990 PROPERTY TAX	
GENERAL GOVERNMENT				STATE EQUALIZED TAX RATE	
Governing Body & Public Boards	20,500.00	1990 Property Taxes Collected		Local District School Taxes	
Municipal Clerk	17,528.94	1990 Payments in Lieu of Taxes		Regional & Consolidated School Tax 1.28	
Financial Administration	108,525.00	Delinquent Tax & Lien Collections		School Taxes in Municipal Budget	
Assessment of Taxes	22,910.00	Business Personalty Replacement Taxes		County Taxes .76	
Collection of Taxes	36,935.27	Taxes from Public Utilities		County Library Taxes	
Planning, Housing & Development	19,300.00	Other Miscellaneous Tax Revenues		Local Municipal Purpose Taxes .19	
Human Resources	109,240.65	State Aid Revenues		Veteran & Senior Citizen Taxes	
Elections		Federal Aid Revenues		Total Taxes for Rate Computation 2.23	
General Administration (other)	269,433.00	State and Local Fiscal Assistance Act Utilized		Special District Taxes	
JUDICIARY		Sale of Acquired Property		Bank Corp. Taxes	
Municipal Courts	107,172.00	Other Miscellaneous Revenues		Added and Omitted Taxes	
PUBLIC SAFETY		Total		Total Taxes Levied - ABSTRACT	
Fire Protection	83,805.99	Prior Years Surplus Appropriated		Total Taxes Billed	
Police Protection	944,401.75	REVENUES TOTAL		1990 TAXES COLLECTED	
Civil Defense & Disaster Control	18,248.40	Reserve For Uncollected Taxes		1990 Taxes Cancelled, Abated or Adjusted	
Environmental Inspection & Control	105,378.00	CAPITAL OUTLAY TOTAL		Transfer to Tax Title Liens or Foreclosed	
Other Public Safety				Balance Outstanding Dec. 31, 1990	
PUBLIC WORKS				PRIOR YEARS TAXES OUTSTANDING	
Streets and Drainage	480,878.51	Public Enterprises		Balance January 1, 1990	
Sewers and Sewage Processing	109,751.00	Recreation-Culture		Collected in 1990	
Garbage and Trash Disposal	199,000.00	Public Works		Cancelled, Abated or Adjusted 1990	
Public Buildings and Grounds	53,400.00	Buildings and Grounds		Transfers to Tax Title Liens or Foreclosed	
Other Public Works		Library and Education		Balance December 31, 1990	
HEALTH and WELFARE		Conservation		TAX TITLE LIENS OUTSTANDING	
Health Services Except Environmental	65,910.00	All Other		Balance January 1, 1990	
Welfare-Public Assistance	8,650.00	CAPITAL DEBT AUTHORIZED, DECEMBER 31, 1990		Transfer From Taxes	
Hospital, Clinics, First Aid	3,310.00	ISSUED AND UNISSUED GROSS DEBT NET DEBT		Redeemed in 1990	
Animal, Insect, & Rodent Control	9,400.00	School 4,366,705		Cancelled, Abated or Adjusted (1990)	
Other Welfare Services		Self-Liquidating 950,645		Transfers to Foreclosed Property	
RECREATION and CONSERVATION		Other 5,317,350		Balance December 31, 1990	
Beaches and Boardwalks		ISSUED AND OUTSTANDING		PROPERTY ACQUIRED BY DEED OR	
Parks, Playgrounds, Shade Trees	1,400.00	School 4,185,172.74		FORECLOSURE	
Land Reclamation & Conservation	3,375.85	Self-Liquidating 707,525.00		Balance January 1, 1990	
Other Recreational Services	6,750.00	Other 4,892,697.74		Transfers From Taxes or Liens	
EDUCATION (excluding schools)		Total 217,604,143		Sale for Cash (1990)	
Libraries	4,000.00	EQUALIZED VALUATION BASIS		Cancelled, Abated or Adjusted (1990)	
Other Educational Services		FOR NET DEBT COMPUTATION		Balance December 31, 1990	
STATUTORY EXPENDITURES		REAL PROPERTY VALUATIONS		CURRENT FINANCES DECEMBER 31, 1990	
Pensions & F. I. C. A.	163,379.00	Code Class # of Parcels % VAL'N ASSESSED VALUATION		ASSETS	
Employee Fringe Benefits	212,924.01	1 Vacant Land 577 4.81 3,761,000.00		Cash Dec. 31, 1990	
Other Statutory Expenditures	2,000.00	2 Residential 2326 65.04 50,955,970.00		Taxes Receivable	
CETA And Other Public Employment Programs		3 Farm 236 3.94 3,080,850.00		Tax Title Liens	
MUNICIPAL FUNCTIONS TOTAL	3,192,437.37	4a Commercial 140 13.34 10,820,750.00		Foreclosed Property	
CAPITAL IMPROVEMENTS *MEMO*	100,000.00	4b Industrial 9 6.47 5,053,300.00		Emergencies & Other Deferred Charges	
DEBT SERVICE		4c Apartments 9 5.90 4,611,600.00		State and Federal Aid Receivable	
Principal Payments	193,555.00	Total 3297 78,188,370.00		Other Receivables	
Interest Payments	43,363.26	Land Area 17.90 Sq. Miles		Total	
DEFERRED CHARGES	119,470.11	Net Valuation Taxable-Municipal		LIABILITIES, RESERVES, AND SURPLUS	
SCHOOL, COUNTY, SPECIAL DISTRICT TAXES	5,173,136.81	Net Valuation Taxable-County		Cash Liabilities	
RESERVE FOR UNCOLLECTED TAXES	567,066.99	State Equalized Valuation		Reserves for Receivables	
EXPENDITURES TOTAL	9,289,089.54	State Equalization Ratio		Surplus Dec. 31, 1990	
				Total	



1201

Population 1980 20,598  
 Population 1990 19,025  
 S & P Rating  
 Moody Rating AAA

General Tax Rate Per \$100. 2.31  
 State Equalized Tax Rate 2.14

**CARTERET BOROUGH - MIDDLESEX CO.**  
**Form of Government**  
**Borough Council**  
**Number of Members - 6**

PER CAPITA:  
 Gross Debt 1,617.97  
 Net Debt 1,617.97  
 Debt Service 144.01  
 Total Tax Levy 1,307.84  
 Municipal Expenditures 873.57

PER CENT:  
 Gross Debt 2.81  
 Net Debt 2.81  
 Tax Levy Collected 93.87  
 Tax Levy Cancelled, Abated or Adjusted .72

EXPENDITURES		REVENUES-REALIZED		1990 PROPERTY TAX	
<b>GENERAL GOVERNMENT</b>				<b>STATE EQUALIZED TAX RATE</b>	
Governing Body & Public Boards				Local District School Taxes	1.07 12,374,573.25
Municipal Clerk				Regional & Consolidated School Tax	
Financial Administration	23,000.00	1990 Property Taxes Collected		School Taxes in Municipal Budget	
Assessment of Taxes	49,000.00	1990 Payments in Lieu of Taxes		County Taxes	.44 5,108,671.58
Collection of Taxes	239,000.00	Delinquent Tax & Lien Collections		County Library Taxes	
Planning, Housing & Development	9,900.00	Business Personalty Replacement Taxes		Local Municipal Purpose Taxes	.63 7,272,989.01
Human Resources	238,348.00	Taxes from Public Utilities		Veteran & Senior Citizen Taxes	332,800.00
Elections	15,500.00	Other Miscellaneous Tax Revenues		Total Taxes for Rate Computation	2.14 25,089,033.84
General Administration (other)	1,017,500.00	State Aid Revenues		Special District Taxes	
<b>JUDICIARY</b>		Federal Aid Revenues		Bank Corp. Taxes	
Municipal Courts	167,004.25	State and Local Fiscal Assistance Act Utilized		Added and Omitted Taxes	125,473.27
<b>PUBLIC SAFETY</b>		Sale of Acquired Property		Total Taxes Levied - ABSTRACT	24,881,707.11
Fire Protection	1,093,366.25	Other Miscellaneous Revenues		Total Taxes Billed	24,935,621.13
Police Protection	2,728,240.79	Total		1990 TAXES COLLECTED	23,407,425.33
Civil Defense & Disaster Control	4,000.00	Prior Years Surplus Appropriated		1990 Taxes Cancelled, Abated or Adjusted	178,687.95
Environmental Inspection & Control	221,300.00	REVENUES TOTAL		Transfer to Tax Title Liens or Foreclosed	248,920.17
Other Public Safety		Reserve For Uncollected Taxes		Balance Outstanding Dec. 31, 1990	1,100,587.68
<b>PUBLIC WORKS</b>		<b>CAPITAL OUTLAY TOTAL</b>		<b>PRIOR YEARS TAXES OUTSTANDING</b>	
Streets and Drainage	599,700.00			Balance January 1, 1990	869,112.61
Sewers and Sewage Processing	1,521,000.00	Public Enterprises		Collected in 1990	793,176.24
Garbage and Trash Disposal	1,135,000.00	Recreation—Culture		Cancelled, Abated or Adjusted 1990	3,266.12
Public Buildings and Grounds	392,500.00	Public Works		Transfers to Tax Title Liens or Foreclosed	66,556.38
Other Public Works	4,144.00	Buildings and Grounds		Balance December 31, 1990	6,113.87
<b>HEALTH and WELFARE</b>		Library and Education		<b>TAX TITLE LIENS OUTSTANDING</b>	
Health Services Except Environmental	194,700.00	Conservation		Balance January 1, 1990	328,671.88
Welfare—Public Assistance	84,900.00	All Other		Transfer From Taxes	327,653.97
Hospital, Clinics, First Aid		<b>CAPITAL DEBT AUTHORIZED, DECEMBER 31, 1990</b>		Redeemed in 1990	20,884.07
Animal, Insect, & Rodent Control	7,500.00	<b>ISSUED AND UNISSUED GROSS DEBT NET DEBT</b>		Cancelled, Abated or Adjusted (1990)	
Other Welfare Services	1,000.00	School		Transfers to Foreclosed Property	
<b>RECREATION and CONSERVATION</b>		Self-Liquidating		Balance December 31, 1990	635,441.78
Beaches and Boardwalks		Other		<b>PROPERTY ACQUIRED BY DEED OR FORECLOSURE</b>	
Parks, Playgrounds, Shade Trees	324,000.00	Total		Balance January 1, 1990	1,105,800.00
Land Reclamation & Conservation		<b>ISSUED AND OUTSTANDING</b>		Transfers From Taxes or Liens	
Other Recreational Services	194,700.00	School		Sale for Cash (1990)	
<b>EDUCATION (excluding schools)</b>		Self-Liquidating		Cancelled, Abated or Adjusted (1990)	
Libraries	283,305.00	Other		Balance December 31, 1990	1,105,800.00
Other Educational Services		Total		<b>CURRENT FINANCES DECEMBER 31, 1990</b>	
<b>STATUTORY EXPENDITURES</b>		<b>EQUALIZED VALUATION BASIS</b>		<b>ASSETS</b>	
Pensions & F. I. C. A.	842,257.00	FOR NET DEBT COMPUTATION		Cash Dec. 31, 1990	2,817,364.61
Employee Fringe Benefits	1,155,000.00	<b>REAL PROPERTY VALUATIONS</b>		Taxes Receivable	1,106,701.55
Other Statutory Expenditures	40,000.00			Tax Title Liens	635,441.78
<b>CETA And Other Public Employment Programs</b>				Foreclosed Property	1,105,800.00
<b>MUNICIPAL FUNCTIONS</b>				Emergencies & Other Deferred Charges	147,730.68
<b>CAPITAL IMPROVEMENTS</b>				State and Federal Aid Receivable	392,107.87
<b>DEBT SERVICE</b>				Other Receivables	141,752.83
Principal Payments	920,000.00			Total	6,346,899.32
Interest Payments	1,819,713.33			<b>LIABILITIES, RESERVES, AND SURPLUS</b>	
<b>DEFERRED CHARGES</b>				Cash Liabilities	1,896,521.59
SCHOOL, COUNTY, SPECIAL DISTRICT TAXES	50,000.00			Reserves for Receivables	2,989,696.16
RESERVE FOR UNCOLLECTED TAXES	17,483,244.83			Surplus Dec. 31, 1990	1,460,681.57
<b>EXPENDITURES</b>				Total	6,346,899.32
TOTAL	34,102,828.45				



Population 1980 12,600  
 Population 1990 12,053  
 S & P Rating  
 Moody Rating A

General Tax Rate Per \$100.

6.09

State Equalized Tax Rate

1.72

**CEDAR GROVE TOWNSHIP - ESSEX CO.**  
 Form of Government  
**Council-Manager Plan B (OMCL 50)**  
 Number of Members - 5

PER CAPITA:

Gross Debt 921.90  
 Net Debt 611.70  
 Debt Service 21.80  
 Total Tax Levy 1,537.19  
 Municipal Expenditures 490.39

PER CENT:

Gross Debt 1.13  
 Net Debt .75  
 Tax Levy Collected 96.21  
 Tax Levy Cancelled, Abated or Adjusted .08

EXPENDITURES		REVENUES-REALIZED		1990 PROPERTY TAX	
<b>GENERAL GOVERNMENT</b>				<b>STATE EQUALIZED TAX RATE</b>	
Governing Body & Public Boards	3,710.00	1990 Property Taxes Collected	17,844,959.35	Local District School Taxes	.83 8,461,865.86
Municipal Clerk	80,670.00	1990 Payments in Lieu of Taxes		Regional & Consolidated School Tax	
Financial Administration	126,690.45	Delinquent Tax & Lien Collections	289,929.41	School Taxes in Municipal Budget	
Assessment of Taxes	44,256.00	Business Personalty Replacement Taxes	169,251.16	County Taxes	.62 6,262,291.92
Collection of Taxes	39,160.00	Taxes from Public Utilities	816,985.00	County Library Taxes	
Planning, Housing & Development	91,006.00	Other Miscellaneous Tax Revenues		Local Municipal Purpose Taxes	.26 2,677,914.08
Human Resources	94,398.98	State Aid Revenues	97,793.21	Veteran & Senior Citizen Taxes	92,750.00
Elections	4,395.00	Federal Aid Revenues		Total Taxes for Rate Computation	1.71 17,494,821.86
General Administration (other)	528,447.00	State and Local Fiscal Assistance Act Utilized		Special District Taxes	1,001,000.00
<b>JUDICIARY</b>		Sale of Acquired Property		Bank Corp. Taxes	
Municipal Courts	86,823.00	Other Miscellaneous Revenues	1,286,219.62	Added and Omitted Taxes	124,639.20
<b>PUBLIC SAFETY</b>		Total	20,505,137.75	Total Taxes Levied - ABSTRACT	18,527,761.06
Fire Protection	173,674.00	Prior Years Surplus Appropriated	967,267.00	Total Taxes Billed	18,547,271.60
Police Protection	1,509,026.06	REVENUES TOTAL	21,472,404.75	1990 TAXES COLLECTED	17,844,959.35
Civil Defense & Disaster Control	12,838.00	Reserve For Uncollected Taxes	678,622.63	1990 Taxes Cancelled, Abated or Adjusted	15,346.52
Environmental Inspection & Control	72,887.00	CAPITAL OUTLAY TOTAL	658,327.97	Transfer to Tax Title Liens or Foreclosed	42,013.93
Other Public Safety				Balance Outstanding Dec. 31, 1990	644,951.75
<b>PUBLIC WORKS</b>				<b>PRIOR YEARS TAXES OUTSTANDING</b>	
Streets and Drainage	583,724.00	Public Enterprises	356,330.53	Balance January 1, 1990	355,654.42
Sewers and Sewage Processing		Recreation—Culture		Collected in 1990	287,898.80
Garbage and Trash Disposal	100.00	Public Works	12,570.94	Cancelled, Abated or Adjusted 1990	
Public Buildings and Grounds	190,801.00	Buildings and Grounds	289,426.50	Transfers to Tax Title Liens or Foreclosed	10,270.58
Other Public Works		Library and Education		Balance December 31, 1990	57,495.04
<b>HEALTH and WELFARE</b>		Conservation		<b>TAX TITLE LIENS OUTSTANDING</b>	
Health Services Except Environmental	63,830.00	All Other		Balance January 1, 1990	23,863.87
Welfare—Public Assistance	8,979.00	CAPITAL DEBT AUTHORIZED, DECEMBER 31, 1990		Transfer From Taxes	53,778.38
Hospital, Clinics, First Aid		ISSUED AND UNISSUED GROSS DEBT		Redeemed in 1990	2,030.61
Animal, Insect, & Rodent Control	8,380.00	School		Cancelled, Abated or Adjusted (1990)	
Other Welfare Services		Self-Liquidating	9,863,835	Transfers to Foreclosed Property	
<b>RECREATION and CONSERVATION</b>		Other	1,247,778	Balance December 31, 1990	75,611.64
Beaches and Boardwalks		Total	11,111,613	<b>PROPERTY ACQUIRED BY DEED OR FORECLOSURE</b>	
Parks, Playgrounds, Shade Trees	136,597.00	ISSUED AND OUTSTANDING		Balance January 1, 1990	377,900.00
Land Reclamation & Conservation	75.00	School		Transfers From Taxes or Liens	
Other Recreational Services	170,566.00	Self-Liquidating	9,212,512.36	Sale for Cash (1990)	
<b>EDUCATION (excluding schools)</b>		Other	1,076,878.52	Cancelled, Abated or Adjusted (1990)	
Libraries	343,428.45	Total	10,289,390.88	Balance December 31, 1990	377,900.00
Other Educational Services	1,250.00	EQUALIZED VALUATION BASIS		<b>CURRENT FINANCES DECEMBER 31, 1990</b>	
<b>STATUTORY EXPENDITURES</b>		FOR NET DEBT COMPUTATION	984,548,076	<b>ASSETS</b>	
Pensions & F. I. C. A.	338,098.00	REAL PROPERTY VALUATIONS		Cash Dec. 31, 1990	8,617,002.87
Employee Fringe Benefits	243,554.00	Code Class # of Parcels % VAL'N	ASSESSED VALUATION	Taxes Receivable	702,436.79
Other Statutory Expenditures		1 Vacant Land 238 4.50	12,846,300.00	Tax Title Liens	75,611.64
CETA And Other Public Employment Programs		2 Residential 3463 74.47	212,669,600.00	Foreclosed Property	377,900.00
<b>MUNICIPAL FUNCTIONS</b>		3 Farm 2 .10	300,100.00	Emergencies & Other Deferred Charges	49,700.00
CAPITAL IMPROVEMENTS *MEMO*	4,962,363.94	4a Commercial 153 11.29	32,232,800.00	State and Federal Aid Receivable	10,499.27
<b>DEBT SERVICE</b>		4b Industrial 42 6.79	19,380,600.00	Other Receivables	24,107.86
Principal Payments	207,293.31	4c Apartments 6 2.95	8,137,000.00	Total	9,857,258.43
Interest Payments	55,462.80	Total 3904	285,566,400.00	<b>LIABILITIES, RESERVES, AND SURPLUS</b>	
<b>DEFERRED CHARGES</b>		Land Area 4.50 Sq. Miles		Cash Liabilities	7,764,604.52
SCHOOL, COUNTY, SPECIAL DISTRICT TAXES	15,725,157.78	Net Valuation Taxable-Municipal	286,077,100	Reserves for Receivables	1,180,056.29
RESERVE FOR UNCOLLECTED TAXES	678,622.63	Net Valuation Taxable-County	1,047,557,382	Surplus Dec. 31, 1990	912,597.62
<b>EXPENDITURES TOTAL</b>	21,635,800.46	State Equalized Valuation	1,013,876,207	Total	9,857,258.43
		State Equalization Ratio	28.18		

1404

Population 1980 8,537  
 Population 1990 3,007  
 S & P Rating AA  
 Moody Rating AA

General Tax Rate Per \$100. 3.88  
 State Equalized Tax Rate 1.52

**CHATHAM BOROUGH - MORRIS COUNTY**  
 Form of Government  
 Borough Council  
 Number of Members - 6

PER CAPITA:

Gross Debt 1,511.20  
 Net Debt 1,308.87  
 Debt Service 94.79  
 Total Tax Levy 1,625.23  
 Municipal Expenditures 783.66

PER CENT:

Gross Debt 1.47  
 Net Debt 1.27  
 Tax Levy Collected 97.89  
 Tax Levy Cancelled, Abated or Adjusted .50

EXPENDITURES		REVENUES-REALIZED		1990 PROPERTY TAX	
<b>GENERAL GOVERNMENT</b>				STATE EQUALIZED TAX RATE	
Governing Body & Public Boards		1990 Property Taxes Collected	12,741,407.62	Local District School Taxes	
Municipal Clerk	16,253.00	1990 Payments in Lieu of Taxes		Regional & Consolidated School Tax	.85 7,237,321.99
Financial Administration	217,925.00	Delinquent Tax & Lien Collections	117,813.44	School Taxes in Municipal Budget	
Assessment of Taxes	42,125.00	Business Personalty Replacement Taxes	120,077.40	County Taxes	.27 2,267,582.97
Collection of Taxes	59,925.00	Taxes from Public Utilities	471,029.00	County Library Taxes	
Planning, Housing & Development	59,925.00	Other Miscellaneous Tax Revenues		Local Municipal Purpose Taxes	.41 3,496,118.63
Human Resources	59,113.98	State Aid Revenues	72,221.28	Veteran & Senior Citizen Taxes	
Elections		Federal Aid Revenues		Total Taxes for Rate Computation	1.53 13,050,723.59
General Administration (other)	477,831.00	State and Local Fiscal Assistance Act Utilized		Special District Taxes	
<b>JUDICIARY</b>		Sale of Acquired Property		Bank Corp. Taxes	
Municipal Courts	113,900.00	Other Miscellaneous Revenues	1,274,380.95	Added and Omitted Taxes	
<b>PUBLIC SAFETY</b>		Total	14,796,929.69	Total Taxes Levied - ABSTRACT	12,190.19
Fire Protection	141,805.75	Prior Years Surplus Appropriated	1,650,000.00	Total Taxes Billed	13,013,213.78
Police Protection	1,105,388.81	REVENUES TOTAL	16,446,929.69	1990 TAXES COLLECTED	12,741,407.62
Civil Defense & Disaster Control	7,321.00	Reserve For Uncollected Taxes	1,029,434.93	1990 Taxes Cancelled, Abated or Adjusted	64,578.72
Environmental Inspection & Control	70,335.00	<b>CAPITAL OUTLAY TOTAL</b>	2,415,143.25	Transfer to Tax Title Liens or Foreclosed	
Other Public Safety		Public Enterprises	59,838.20	Balance Outstanding Dec. 31, 1990	210,404.35
<b>PUBLIC WORKS</b>		Recreation-Culture	6,101.05	<b>PRIOR YEARS TAXES OUTSTANDING</b>	
Streets and Drainage	555,010.00	Public Works	2,045,252.60	Balance January 1, 1990	130,634.66
Sewers and Sewage Processing	323,740.00	Buildings and Grounds	303,951.40	Collected in 1990	117,813.44
Garbage and Trash Disposal		Library and Education		Cancelled, Abated or Adjusted 1990	1.12
Public Buildings and Grounds	97,895.00	Conservation		Transfers to Tax Title Liens or Foreclosed	
Other Public Works		All Other		Balance December 31, 1990	12,820.10
<b>HEALTH and WELFARE</b>		<b>CAPITAL DEBT AUTHORIZED, DECEMBER 31, 1990</b>		<b>TAX TITLE LIENS OUTSTANDING</b>	
Health Services Except Environmental	23,025.00	ISSUED AND UNISSUED		Balance January 1, 1990	
Welfare-Public Assistance	15,750.00	School	1,620,041	Transfer From Taxes	
Hospital, Clinics, First Aid		Self-Liquidating		Redeemed in 1990	
Animal, Insect, & Radent Control	9,050.00	Other	10,480,124	Cancelled, Abated or Adjusted (1990)	
Other Welfare Services		Total	12,100,165	Transfers to Foreclosed Property	
<b>RECREATION and CONSERVATION</b>		ISSUED AND OUTSTANDING		Balance December 31, 1990	
Beaches and Boardwalks		School	1,620,041.64	<b>PROPERTY ACQUIRED BY DEED OR FORECLOSURE</b>	
Parks, Playgrounds, Shade Trees	45,850.00	Self-Liquidating		Balance January 1, 1990	32,850.00
Land Reclamation & Conservation	182,040.29	Other	9,823,275.43	Transfers From Taxes or Liens	
Other Recreational Services	72,140.00	Total	11,443,317.07	Sale for Cash (1990)	
<b>EDUCATION (excluding schools)</b>		EQUALIZED VALUATION BASIS		Cancelled, Abated or Adjusted (1990)	
Libraries	284,243.00	FOR NET DEBT COMPUTATION	825,496,163	Balance December 31, 1990	32,850.00
Other Educational Services		REAL PROPERTY VALUATIONS		<b>CURRENT FINANCES DECEMBER 31, 1990</b>	
<b>STATUTORY EXPENDITURES</b>		Code Class # of Parcels % VAL'N	ASSESSED VALUATION	<b>ASSETS</b>	
Pensions & F. I. C. A.	297,611.00	1 Vacant Land 72 1.04	3,471,500.00	Cash Dec. 31, 1990	2,614,491.98
Employee Fringe Benefits	148,630.00	2 Residential 2611 78.76	263,594,100.00	Taxes Receivable	223,224.45
Other Statutory Expenditures	500.00	3 Farm 1	100.00	Tax Title Liens	
CETA And Other Public Employment Programs		4a Commercial 166 16.11	53,911,200.00	Foreclosed Property	32,850.00
<b>MUNICIPAL FUNCTIONS</b>		4b Industrial 26 1.36	4,562,600.00	Emergencies & Other Deferred Charges	190,953.52
<b>CAPITAL IMPROVEMENTS</b>		4c Apartments 24 2.73	9,121,756.00	State and Federal Aid Receivable	
<b>DEBT SERVICE</b>		Total 2900	334,661,256.00	Other Receivables	918.87
Principal Payments	298,015.02	Land Area 2.35 Sq. Miles		Total	3,062,438.82
Interest Payments	461,000.31	Net Valuation Taxable-Municipal	335,159,807	<b>LIABILITIES, RESERVES, AND SURPLUS</b>	
<b>DEFERRED CHARGES</b>		Net Valuation Taxable-County	890,115,950	Cash Liabilities	760,301.79
<b>SCHOOL, COUNTY, SPECIAL DISTRICT TAXES</b>		State Equalized Valuation	853,437,739	Reserves for Receivables	256,993.32
<b>RESERVE FOR UNCOLLECTED TAXES</b>		State Equalization Ratio	39.24	Surplus Dec. 31, 1990	2,045,143.71
<b>EXPENDITURES TOTAL</b>	15,779,637.13			Total	3,062,438.82



1405  
Population 1980 8,883  
Population 1990 9,361  
S & P Rating  
Moody Rating AA1

General Tax Rate Per \$100. 3.90  
State Equalized Tax Rate 1.50

CHATHAM TOWNSHIP - MORRIS COUNTY  
Form of Government  
Township Committee  
Number of Members - 5

PER CAPITA:  
Gross Debt 1,292.61  
Net Debt 1,119.35  
Debt Service 43.87  
Total Tax Levy 1,741.81  
Municipal Expenditures 719.64  
PER CENT:  
Gross Debt 1.14  
Net Debt .98  
Tax Levy Collected 97.19  
Tax Levy Cancelled, Abated or Adjusted .85

EXPENDITURES		REVENUES-REALIZED		1990 PROPERTY TAX	
GENERAL GOVERNMENT		1990 Property Taxes Collected		STATE EQUALIZED TAX RATE	
Governing Body & Public Boards		15,870,941.65		Local District School Taxes	
Municipal Clerk				Regional & Consolidated School Tax .87	
Financial Administration	74,800.00	1990 Payments in Lieu of Taxes		School Taxes in Municipal Budget	
Assessment of Taxes	231,125.00	152,838.35		County Taxes .25	
Collection of Taxes	46,700.00	Business Personalty Replacement Taxes		County Library Taxes	
Planning, Housing & Development	106,505.00	32,063.88		Local Municipal Purpose Taxes .37	
Human Resources	62,282.47	Taxes from Public Utilities		Veteran & Senior Citizen Taxes	
Elections	3,500.00	743,301.00		Total Taxes for Rate Computation 1.49	
General Administration (other)	833,973.50	Other Miscellaneous Tax Revenues		Special District Taxes	
JUDICIARY		State Aid Revenues		Bank Corp. Taxes	
Municipal Courts	66,900.00	67,602.48		Added and Omitted Taxes	
PUBLIC SAFETY		Federal Aid Revenues		Total Taxes Levied - ABSTRACT	
Fire Protection	58,579.00	State and Local Fiscal Assistance Act Utilized		16,305,125.01	
Police Protection	1,340,357.37	Sale of Acquired Property		Total Taxes Billed	
Civil Defense & Disaster Control	14,955.00	Other Miscellaneous Revenues		16,329,062.90	
Environmental Inspection & Control	162,150.00	477,732.02		1990 TAXES COLLECTED	
Other Public Safety		Total 17,344,529.38		15,870,941.65	
PUBLIC WORKS		Prior Years Surplus Appropriated		1990 Taxes Cancelled, Abated or Adjusted	
Streets and Drainage	966,920.00	REVENUES TOTAL 1,444,529.38		Transfer to Tax Title Liens or Foreclosed	
Sewers and Sewage Processing	237,130.00	Reserve For Uncollected Taxes		49,676.50	
Garbage and Trash Disposal	4,800.00	CAPITAL OUTLAY TOTAL 1,193,419.03		Balance Outstanding Dec. 31, 1990	
Public Buildings and Grounds	44,950.00	Public Enterprises		PRIOR YEARS TAXES OUTSTANDING	
Other Public Works		874,583.92		Balance January 1, 1990	
HEALTH and WELFARE		Recreation—Culture		199,816.90	
Health Services Except Environmental	41,656.00	Public Works		Collected in 1990	
Welfare-Public Assistance	6,930.00	95,763.16		152,730.59	
Hospital, Clinics, First Aid		Buildings and Grounds		Cancelled, Abated or Adjusted 1990	
Animal, Insect, & Rodent Control		184,982.30		1,614.23	
Other Welfare Services		Library and Education		Transfers to Tax Title Liens or Foreclosed	
RECREATION and CONSERVATION		38,089.65		Balance December 31, 1990	
Beaches and Boardwalks	91,825.00	CAPITAL DEBT AUTHORIZED, DECEMBER 31, 1990		18,060.10	
Parks, Playgrounds, Shade Trees		ISSUED AND UNISSUED GROSS DEBT NET DEBT		TAX TITLE LIENS OUTSTANDING	
Land Reclamation & Conservation	4,000.00	School 1,620,041		Balance January 1, 1990	
Other Recreational Services		Self-Liquidating 10,480,124		54,640.69	
EDUCATION (excluding schools)		Other 12,100,165		Transfer From Taxes	
Libraries	362,465.00	Total 10,478,224		82,537.15	
Other Educational Services		ISSUED AND OUTSTANDING		Redeemed in 1990	
STATUTORY EXPENDITURES		School 2,090,958.36		107.76	
Pensions & F. L. C. A.	393,477.00	Self-Liquidating 3,250,000.00		Cancelled, Abated or Adjusted (1990)	
Employee Fringe Benefits	325,500.00	Other 2,269,000.00		Transfers to Foreclosed Property	
Other Statutory Expenditures	1,000.00	Total 7,609,958.36		Balance December 31, 1990	
CETA And Other Public Employment Programs		EQUALIZED VALUATION BASIS		137,070.08	
MUNICIPAL FUNCTIONS TOTAL 5,482,500.34		FOR NET DEBT COMPUTATION 1,065,452,920		PROPERTY ACQUIRED BY DEED OR FORECLOSURE	
CAPITAL IMPROVEMENTS *MEMO* 100,000.00		REAL PROPERTY VALUATIONS		Balance January 1, 1990	
DEBT SERVICE		Code Class # of Parcels % VAL'N ASSESSED VALUATION		6,450.00	
Principal Payments 261,800.00		1 Vacant Land 251 1.53 6,338,700.00		Transfers From Taxes or Liens	
Interest Payments 148,846.50		2 Residential 3258 89.75 373,007,310.00		Sale for Cash (1990)	
DEFERRED CHARGES 40,000.00		3 Farm 21 .36 1,508,200.00		Cancelled, Abated or Adjusted (1990)	
SCHOOL, COUNTY, SPECIAL DISTRICT TAXES 12,149,651.54		4a Commercial 28 4.50 18,688,900.00		Balance December 31, 1990	
RESERVE FOR UNCOLLECTED TAXES 803,442.58		4b Industrial 1 .05 218,200.00		6,450.00	
EXPENDITURES TOTAL 18,886,240.96		4c Apartments 3 3.81 15,825,600.00		Total 2,507,563.06	
		Total 3562 415,586,910.00		LIABILITIES, RESERVES, AND SURPLUS	
		Land Area 9.10 Sq. Miles		Cash Liabilities	
		Net Valuation Taxable-Municipal 416,267,720		1,338,337.86	
		Net Valuation Taxable-County 1,086,293,161		Reserves for Receivables	
		State Equalized Valuation 1,083,502,358		464,812.29	
		State Equalization Ratio 38.38		Surplus Dec. 31, 1990	
				703,912.91	
				Total 2,507,563.06	



0409

Population 1980 68,785  
 Population 1990 69,348  
 S & P Rating  
 Moody Rating AA1

General Tax Rate Per \$100. 7.75  
 State Equalized Tax Rate 2.40

CHERRY HILL TOWNSHIP - CAMDEN CO.  
 Form of Government  
 Mayor-Council Plan B (OMCL 50)  
 Number of Members - 7

PER CAPITA:

Gross Debt 780.16  
 Net Debt 776.40  
 Debt Service 72.87  
 Total Tax Levy 1,711.12  
 Municipal Expenditures 426.51

PER CENT:

Gross Debt 1.28  
 Net Debt 1.27  
 Tax Levy Collected 96.79  
 Tax Levy Cancelled, Abated or Adjusted .35

EXPENDITURES		REVENUES-REALIZED		1990 PROPERTY TAX	
GENERAL GOVERNMENT				STATE EQUALIZED TAX RATE 1.20	
Governing Body & Public Boards	128,020.00	1990 Property Taxes Collected 114,966,653.07		Local District Schaal Taxes	56,415,901.12
Municipal Clerk	120,882.00			Regional & Consolidated Schaal Tax	
Financial Administration	227,862.00			Schaal Taxes in Municipal Budget	
Assessment of Taxes	173,462.00			Caunty Taxes .90	42,160,311.57
Collection of Taxes	193,432.00			Caunty Library Taxes	
Planning, Hausing & Development	238,255.00			Local Municipal Purpose Taxes .30	13,858,534.07
Human Resources	327,640.58			Veteran & Senior Citizen Taxes	487,700.00
Elections				Total Taxes for Rate Computation 2.40	112,922,446.76
General Administration (other)	1,350,859.00			Special District Taxes	5,097,258.00
JUDICIARY				Bank Corp. Taxes	
Municipal Courts	225,589.00			Added and Omitted Taxes	1,131,090.16
PUBLIC SAFETY				Total Taxes Levied - ABSTRACT	118,663,094.92
Fire Protection				Total Taxes Billed	118,775,559.21
Police Protection	6,851,219.80			1990 TAXES COLLECTED	114,966,653.07
Civil Defense & Disaster Central	15,500.00			1990 Taxes Cancelled, Abated or Adjusted	420,203.73
Environmental Inspection & Central	897,748.00			Transfer to Tax Title Liens or Foreclosed	372,492.36
Other Public Safety				Balance Outstanding Dec. 31, 1990	3,016,210.05
PUBLIC WORKS				PRIOR YEARS TAXES OUTSTANDING	
Streets and Drainage	2,147,187.00			Balance January 1, 1990	2,299,568.21
Sewers and Sewage Processing				Collected in 1990	1,734,114.51
Garbage and Trash Disposal	3,721,019.00			Cancelled, Abated or Adjusted 1990	195,471.60
Public Buildings and Grounds				Transfers to Tax Title Liens or Foreclosed	326,982.80
Other Public Works	20,036.64			Balance December 31, 1990	42,999.30
HEALTH and WELFARE				TAX TITLE LIENS OUTSTANDING	
Health Services Except Environmental	399,882.00			Balance January 1, 1990	151,021.57
Welfare-Public Assistance	44,077.00			Transfer From Taxes	757,942.73
Hospital, Clinics, First Aid				Redeemed in 1990	60,641.16
Animal, Insect, & Radent Central				Cancelled, Abated or Adjusted (1990)	
Other Welfare Services				Transfers to Foreclosed Property	
RECREATION and CONSERVATION				Balance December 31, 1990	848,323.14
Beaches and Boardwalks				PROPERTY ACQUIRED BY DEED OR FORECLOSURE	
Parks, Playgrounds, Shade Trees	2,200.00			Balance January 1, 1990	453,667.00
Land Reclamation & Conservation	83,538.75			Transfers From Taxes or Liens	
Other Recreational Services	236,536.00			Sale for Cash (1990)	
EDUCATION (excluding schaal)				Cancelled, Abated or Adjusted (1990)	
Libraries				Balance December 31, 1990	453,667.00
Other Educational Services	1,201,383.15			CURRENT FINANCES DECEMBER 31, 1990	
STATUTORY EXPENDITURES				ASSETS	
Pensions & F. I. C. A.	1,427,044.79			Cash Dec. 31, 1990	7,012,552.30
Employee Fringe Benefits	1,461,022.00			Taxes Receivable	3,059,209.35
Other Statutory Expenditures				Tax Title Liens	848,323.14
CETA And Other Public Employment Programs				Foreclosed Property	453,667.00
MUNICIPAL FUNCTIONS TOTAL	21,479,395.71			Emergencies & Other Deferred Charges	
CAPITAL IMPROVEMENTS *MEMO*	260,000.00			State and Federal Aid Receivable	104,369.54
DEBT SERVICE				Other Receivables	86,601.44
Principal Payments	2,675,000.00			Total	11,564,722.77
Interest Payments	2,378,630.41			LIABILITIES, RESERVES, AND SURPLUS	
DEFERRED CHARGES	44,348.72			Cash Liabilities	3,165,844.14
SCHOOL, COUNTY, SPECIAL DISTRICT TAXES	103,673,470.69			Reserves for Receivables	4,447,800.93
RESERVE FOR UNCOLLECTED TAXES	3,000,000.00			Surplus Dec. 31, 1990	3,951,077.70
EXPENDITURES TOTAL	133,250,845.53			Total	11,564,722.77
		CAPITAL OUTLAY TOTAL 8,252,601.31			
		Public Enterprises 975,826.61			
		Recreation-Culture 7,751.46			
		Public Works 5,930,509.58			
		Buildings and Grounds 1,323,153.08			
		Library and Education 115,360.58			
		Conservation			
		All Other			
		CAPITAL DEBT AUTHORIZED, DECEMBER 31, 1990			
		ISSUED AND UNISSUED GROSS DEBT NET DEBT			
		Schaal			
		Self-Liquidating 8,014,982 7,947,440			
		Other 46,087,404 45,894,425			
		Total 54,102,386 53,841,865			
		ISSUED AND OUTSTANDING			
		Schaal			
		Self-Liquidating 5,066,000.00			
		Other 34,265,000.00			
		Total 39,331,000.00			
		EQUALIZED VALUATION BASIS			
		FOR NET DEBT COMPUTATION 4,240,277,493			
		REAL PROPERTY VALUATIONS			
		Code Class # of Parcels % VAL'N ASSESSED VALUATION			
		1 Vacant Land 1444 1.54 22,165,550.00			
		2 Residential 22367 65.01 938,639,790.00			
		3 Farm 30 .11 1,573,350.00			
		4a Commercial 783 26.77 386,467,725.00			
		4b Industrial 213 4.83 69,713,450.00			
		4c Apartments 13 1.76 25,354,775.00			
		Total 24850 1,443,914,640.00			
		Land Area 24.18 Sq. Miles			
		Net Valuation Taxable-Municipal 1,451,895,094			
		Net Valuation Taxable-County 4,423,307,395			
		State Equalized Valuation 4,664,267,587			
		State Equalization Ratio 31.01			

0410

Population 1980 1,590  
 Population 1990 1,526  
 S & P Rating  
 Moody Rating

General Tax Rate Per \$100. 6.68  
 State Equalized Tax Rate 3.18

CHESILHURST BOROUGH - CAMDEN CO.  
 Form of Government  
 Borough Council  
 Number of Members - 6

PER CAPITA:  
 Gross Debt 916.33  
 Net Debt 214.14  
 Debt Service 9.60  
 Total Tax Levy 680.20  
 Municipal Expenditures 675.19

PER CENT:  
 Gross Debt 4.69  
 Net Debt 1.10  
 Tax Levy Collected 80.19  
 Tax Levy Cancelled, Abated or Adjusted

EXPENDITURES		REVENUES-REALIZED		1990 PROPERTY TAX	
<b>GENERAL GOVERNMENT</b>				<b>STATE EQUALIZED TAX RATE</b>	
Governing Body & Public Boards		1990 Property Taxes Collected	832,976.59	Local District School Taxes	310,264.93
Municipal Clerk		1990 Payments in Lieu of Taxes		Regional & Consolidated School Tax	235,368.85
Financial Administration	67,983.00	Delinquent Tax & Lien Collections	163,131.39	School Taxes in Municipal Budget	
Assessment of Taxes	3,413.00	Business Personalty Replacement Taxes	5,739.52	County Taxes	309,700.13
Collection of Taxes	12,900.00	Taxes from Public Utilities	87,471.00	County Library Taxes	8,352.25
Planning, Housing & Development	5,508.00	Other Miscellaneous Tax Revenues		Local Municipal Purpose Taxes	168,500.00
Human Resources	23,170.00	State Aid Revenues	429,484.60	Veteran & Senior Citizen Taxes	16,500.00
Elections	2,000.00	Federal Aid Revenues		Total Taxes for Rate Computation	1,048,686.16
General Administration (other)	270,163.00	State and Local Fiscal Assistance Act Utilized		Special District Taxes	
<b>JUDICIARY</b>		Sale of Acquired Property		Bank Corp. Taxes	
Municipal Courts	20,540.00	Other Miscellaneous Revenues	161,709.27	Added and Omitted Taxes	5,800.19
<b>PUBLIC SAFETY</b>		Total	1,680,512.37	Total Taxes Levied - ABSTRACT	1,037,985.34
Fire Protection	20,460.30	Prior Years Surplus Appropriated	68,146.00	Total Taxes Billed	1,038,737.72
Police Protection	149,667.00	REVENUES TOTAL	1,748,658.37	1990 TAXES COLLECTED	832,976.59
Civil Defense & Disaster Control	501.00	Reserve For Uncollected Taxes	181,200.47	1990 Taxes Cancelled, Abated or Adjusted	50.00
Environmental Inspection & Control		CAPITAL OUTLAY TOTAL	128,004.78	Transfer to Tax Title Liens or Foreclosed	24,275.49
Other Public Safety				Balance Outstanding Dec. 31, 1990	181,435.64
<b>PUBLIC WORKS</b>				<b>PRIOR YEARS TAXES OUTSTANDING</b>	
Streets and Drainage	73,955.00	Public Enterprises		Balance January 1, 1990	158,746.62
Sewers and Sewage Processing		Recreation-Culture		Collected in 1990	131,946.51
Garbage and Trash Disposal	79,000.00	Public Works	300.00	Cancelled, Abated or Adjusted 1990	
Public Buildings and Grounds	16,700.00	Buildings and Grounds	70,500.00	Transfers to Tax Title Liens or Foreclosed	10,243.40
Other Public Works		Library and Education	57,204.78	Balance December 31, 1990	16,556.71
<b>HEALTH and WELFARE</b>		Conservation		<b>TAX TITLE LIENS OUTSTANDING</b>	
Health Services Except Environmental	1.00	All Other		Balance January 1, 1990	61,616.87
Welfare-Public Assistance	10,400.00	CAPITAL DEBT AUTHORIZED, DECEMBER 31, 1990		Transfer From Taxes	36,141.53
Hospital, Clinics, First Aid		ISSUED AND UNISSUED		Redeemed in 1990	31,184.82
Animal, Insect, & Rodent Control	1,200.00	School	110,885	Cancelled, Abated or Adjusted (1990)	
Other Welfare Services		Self-Liquidating		Transfers to Foreclosed Property	
<b>RECREATION and CONSERVATION</b>		Other	1,287,440	Balance December 31, 1990	66,573.52
Beaches and Boardwalks		Total	1,398,325	<b>PROPERTY ACQUIRED BY DEED OR FORECLOSURE</b>	
Parks, Playgrounds, Shade Trees				Balance January 1, 1990	581,303.79
Land Reclamation & Conservation	8,040.00	ISSUED AND OUTSTANDING		Transfers From Taxes or Liens	
Other Recreational Services	1,700.00	School	110,885.71	Sale for Cash (1990)	
<b>EDUCATION (excluding schools)</b>		Self-Liquidating		Cancelled, Abated or Adjusted (1990)	
Libraries		Other	295,940.00	Balance December 31, 1990	581,303.79
Other Educational Services		Total	406,825.71	<b>CURRENT FINANCES DECEMBER 31, 1990</b>	
<b>STATUTORY EXPENDITURES</b>		EQUALIZED VALUATION BASIS		ASSETS	
Pensions & F. I. C. A.	32,000.00	FOR NET DEBT COMPUTATION	29,803,848	Cash Dec. 31, 1990	806,563.92
Employee Fringe Benefits		REAL PROPERTY VALUATIONS		Taxes Receivable	197,992.35
Other Statutory Expenditures	4,000.00	Code Class # of Parcels % VAL'N		Tax Title Liens	66,573.52
CETA And Other Public Employment Programs		1 Vacant Land 414 12.76	1,954,610.00	Foreclosed Property	581,303.79
<b>MUNICIPAL FUNCTIONS</b>		2 Residential 398 80.31	12,297,545.00	Emergencies & Other Deferred Charges	224,850.00
<b>CAPITAL IMPROVEMENTS</b>		3 Farm 18 4.91	751,604.00	State and Federal Aid Receivable	
<b>DEBT SERVICE</b>		4a Commercial 3 1.45	222,340.00	Other Receivables	10,560.34
Principal Payments	6,220.00	4b Industrial 2 .57	86,800.00	Total	1,887,843.92
Interest Payments	8,436.52	4c Apartments 835	15,312,899.00	<b>LIABILITIES, RESERVES, AND SURPLUS</b>	
<b>DEFERRED CHARGES</b>		Total Land Area 1.72 Sq. Miles		Cash Liabilities	581,218.57
SCHOOL, COUNTY, SPECIAL DISTRICT TAXES	26,174.23	Net Valuation Taxable-Municipal	15,457,205	Reserves for Receivables	856,430.00
RESERVE FOR UNCOLLECTED TAXES	863,686.16	Net Valuation Taxable-County	32,460,911	Surplus Dec. 31, 1990	450,195.35
<b>EXPENDITURES</b>		State Equalized Valuation	32,321,022	Total	1,887,843.92
<b>TOTAL</b>	1,894,018.68	State Equalization Ratio	47.59		



1406  
 Population 1980 1,433  
 Population 1990 1,214  
 S & P Rating  
 Moody Rating BAA1  
 General Tax Rate Per \$100. 2.36  
 State Equalized Tax Rate 1.73

**CHESTER BOROUGH - MORRIS COUNTY**  
 Form of Government  
 Borough Council  
 Number of Members - 6

PER CAPITAL:  
 Gross Debt 1,907.98  
 Net Debt 1,756.80  
 Debt Service 120.35  
 Total Tax Levy 2,719.00  
 Municipal Expenditures 1,324.37  
 PER CENT:  
 Gross Debt 1.33  
 Net Debt 1.23  
 Tax Levy Collected 93.35  
 Tax Levy Cancelled, Abated or Adjusted .35

EXPENDITURES		REVENUES-REALIZED		1990 PROPERTY TAX	
GENERAL GOVERNMENT		1990 Property Taxes Collected		STATE EQUALIZED TAX RATE	
Governing Body & Public Boards		1990 Payments in Lieu of Taxes	3,031,684.91	Local District School Taxes .66	1,253,074.13
Municipal Clerk		Delinquent Tax & Lien Collections	266,452.41	Regional & Consolidated School Tax .38	720,334.41
Financial Administration	58,800.00	Business Personalty Replacement Taxes	34,837.56	School Taxes in Municipal Budget	
Assessment of Taxes	23,490.00	Taxes from Public Utilities	108,188.00	County Taxes	499,163.79
Collection of Taxes	13,420.00	Other Miscellaneous Tax Revenues	15,744.01	County Library Taxes	
Planning, Housing & Development	17,646.00	State Aid Revenues		Local Municipal Purpose Taxes .43	811,897.91
Human Resources	40,029.72	Federal Aid Revenues		Veteran & Senior Citizen Taxes	7,850.00
Elections		State and Local Fiscal Assistance Act Utilized		Total Taxes for Rate Computation 1.73	3,292,320.24
General Administration (other)	135,307.76	Sale of Acquired Property		Special District Taxes	
JUDICIARY		Other Miscellaneous Revenues	425,162.27	Bank Corp. Taxes	
Municipal Courts	37,130.91	Total	3,932,069.16	Added and Omitted Taxes	16,395.13
PUBLIC SAFETY		Prior Years Surplus Appropriated	28,244.20	Total Taxes Levied - ABSTRACT	3,300,865.37
Fire Protection	9,403.00	REVENUES TOTAL	3,960,313.36	Total Taxes Billed	3,301,323.05
Police Protection	384,844.30	Reserve For Uncollected Taxes	200,114.18	1990 TAXES COLLECTED	3,081,684.91
Civil Defense & Disaster Control		CAPITAL OUTLAY TOTAL	551,739.43	1990 Taxes Cancelled, Abated or Adjusted	11,542.55
Environmental Inspection & Control	19,592.00			Transfer to Tax Title Liens or Foreclosed	13,921.64
Other Public Safety	22,000.00			Balance Outstanding Dec. 31, 1990	194,173.95
PUBLIC WORKS				PRIOR YEARS TAXES OUTSTANDING	
Streets and Drainage	97,446.00	Public Enterprises	2,997.79	Balance January 1, 1990	261,944.42
Sewers and Sewage Processing	1,766.16	Recreation-Culture		Collected in 1990	243,659.78
Garbage and Trash Disposal	40,115.00	Public Works	492,489.81	Cancelled, Abated or Adjusted 1990	1,786.90
Public Buildings and Grounds	4,000.00	Buildings and Grounds	56,251.83	Transfers to Tax Title Liens or Foreclosed	16,283.98
Other Public Works		Library and Education		Balance December 31, 1990	213.76
HEALTH and WELFARE		Conservation		TAX TITLE LIENS OUTSTANDING	
Health Services Except Environmental	35,177.00	All Other		Balance January 1, 1990	
Welfare-Public Assistance	2,875.00			Transfer From Taxes	32,775.68
Hospital, Clinics, First Aid		CAPITAL DEBT AUTHORIZED, DECEMBER 31, 1990		Redeemed in 1990	22,792.63
Animal, Insect, & Rodent Control		ISSUED AND UNISSUED		Cancelled, Abated or Adjusted (1990)	
Other Welfare Services		School	183,532	Transfers to Foreclosed Property	
RECREATION and CONSERVATION		Self-Liquidating	2,132,750	Balance December 31, 1990	9,983.05
Beaches and Boardwalks		Other	2,316,282	PROPERTY ACQUIRED BY DEED OR	
Parks, Playgrounds, Shade Trees	5,525.00	Total		FORECLOSURE	
Land Reclamation & Conservation		ISSUED AND OUTSTANDING		Balance January 1, 1990	700.00
Other Recreational Services	7,560.00	School	161,479.64	Transfers From Taxes or Liens	
EDUCATION (excluding schools)		Self-Liquidating		Sale for Cash (1990)	
Libraries	57,655.05	Other	1,770,000.00	Cancelled, Abated or Adjusted (1990)	
Other Educational Services		Total	1,931,479.64	Balance December 31, 1990	700.00
STATUTORY EXPENDITURES		EQUALIZED VALUATION BASIS		CURRENT FINANCES DECEMBER 31, 1990	
Pensions & F. I. C. A.	85,829.24	FOR NET DEBT COMPUTATION	173,996,368	ASSETS	
Employee Fringe Benefits	70,000.00	REAL PROPERTY VALUATIONS		Cash Dec. 31, 1990	291,635.63
Other Statutory Expenditures		Code Class # of Parcels % VAL'N	ASSESSED VALUATION	Taxes Receivable	194,387.71
CETA And Other Public Employment Programs		1 Vacant Land 117 5.27	7,284,200.00	Tax Title Liens	9,983.05
MUNICIPAL FUNCTIONS TOTAL	1,220,612.14	2 Residential 366 43.57	60,234,500.00	Foreclosed Property	700.00
CAPITAL IMPROVEMENTS *MEMO*	60,422.95	3 Farm 18 .64	878,100.00	Emergencies & Other Deferred Charges	41.98
DEBT SERVICE		4a Commercial 123 50.14	69,323,500.00	State and Federal Aid Receivable	
Principal Payments	25,000.00	4b Industrial		Other Receivables	25,808.12
Interest Payments	121,100.00	4c Apartments 2 .39	536,200.00	Total	522,556.49
DEFERRED CHARGES	40,961.94	Total	138,256,500.00	LIABILITIES, RESERVES, AND SURPLUS	
SCHOOL, COUNTY, SPECIAL DISTRICT TAXES	2,472,572.33	Land Area 1.60 Sq. Miles		Cash Liabilities	98,407.31
RESERVE FOR UNCOLLECTED TAXES	200,114.18	Net Valuation Taxable-Municipal	139,191,861	Reserves for Receivables	230,878.88
EXPENDITURES TOTAL	4,080,360.59	Net Valuation Taxable-County	196,251,062	Surplus Dec. 31, 1990	193,270.30
		State Equalized Valuation	189,784,562	Total	522,556.49
		State Equalization Ratio	73.21		



1407

Population 1980 5,198

Population 1990 5,958

S &amp; P Rating

Moody Rating

General Tax Rate Per \$100.

3.30

State Equalized Tax Rate

1.71

## CHESTER TOWNSHIP - MORRIS COUNTY

Form of Government

Small Municipality Plan C (OMCL 50)

Number of Members - 5

PER CAPITA:

Gross Debt 711.91

Net Debt 599.74

Debt Service 91.96

Total Tax Levy 1,982.24

Municipal Expenditures 745.29

PER CENT:

Gross Debt .67

Net Debt .56

Tax Levy Collected 94.95

Tax Levy Cancelled, Abated

or Adjusted .42

EXPENDITURES		REVENUES-REALIZED		1990 PROPERTY TAX	
<b>GENERAL GOVERNMENT</b>				<b>STATE EQUALIZED TAX RATE</b>	
Governing Body & Public Boards		1990 Property Taxes Collected	11,263,475.42	Local District School Taxes	.67 4,581,856.12
Municipal Clerk		1990 Payments in Lieu of Taxes	3,306.22	Regional & Consolidated School Tax	.46 3,154,495.34
Financial Administration	36,412.00	Delinquent Tax & Lien Collections	211,937.27	School Taxes in Municipal Budget	
Assessment of Taxes	48,463.00	Business Personalty Replacement Taxes	49,409.64	County Taxes	.26 1,748,916.93
Collection of Taxes	36,967.00	Taxes from Public Utilities	302,671.00	County Library Taxes	
Planning, Housing & Development	52,480.00	Other Miscellaneous Tax Revenues		Local Municipal Purpose Taxes	.32 2,210,520.49
Human Resources	44,543.00	State Aid Revenues	27,926.93	Veteran & Senior Citizen Taxes	
Elections	104,050.00	Federal Aid Revenues		Total Taxes for Rate Computation	1.71 11,715,238.88
General Administration (other)	360,425.00	State and Local Fiscal Assistance Act Utilized		Special District Taxes	
<b>JUDICIARY</b>		Sale of Acquired Property		Bank Corp. Taxes	
Municipal Courts	51,881.51	Other Miscellaneous Revenues	710,034.68	Added and Omitted Taxes	
<b>PUBLIC SAFETY</b>		Total	13,068,761.16	Total Taxes Levied - ABSTRACT	11,310,168.60
Fire Protection	86,411.00	Prior Years Surplus Appropriated	525,000.00	Total Taxes Billed	11,862,344.38
Police Protection	902,036.00	REVENUES TOTAL	13,593,761.16	1990 TAXES COLLECTED	11,263,475.42
Civil Defense & Disaster Control	50.00	Reserve For Uncollected Taxes	349,567.51	1990 Taxes Cancelled, Abated or Adjusted	50,046.04
Environmental Inspection & Control	92,511.00	CAPITAL OUTLAY TOTAL	536,097.17	Transfer to Tax Title Liens or Foreclosed	59.40
Other Public Safety				Balance Outstanding Dec. 31, 1990	548,764.02
<b>PUBLIC WORKS</b>				<b>PRIOR YEARS TAXES OUTSTANDING</b>	
Streets and Drainage	506,279.00	Public Enterprises		Balance January 1, 1990	261,039.59
Sewers and Sewage Processing		Recreation-Culture		Collected in 1990	211,937.27
Garbage and Trash Disposal	444,473.50	Public Works	376,359.24	Cancelled, Abated or Adjusted 1990	31,326.00
Public Buildings and Grounds	44,688.00	Buildings and Grounds	159,737.93	Transfers to Tax Title Liens or Foreclosed	
Other Public Works		Library and Education		Balance December 31, 1990	17,776.32
<b>HEALTH and WELFARE</b>		Conservation		<b>TAX TITLE LIENS OUTSTANDING</b>	
Health Services Except Environmental	61,350.00	All Other		Balance January 1, 1990	2,020.74
Welfare-Public Assistance	1,355.00			Transfer From Taxes	59.40
Hospital, Clinics, First Aid				Redeemed in 1990	
Animal, Insect, & Rodent Control				Cancelled, Abated or Adjusted (1990)	
Other Welfare Services				Transfers to Foreclosed Property	
<b>RECREATION and CONSERVATION</b>				Balance December 31, 1990	2,080.14
Beaches and Boardwalks				<b>PROPERTY ACQUIRED BY DEED OR FORECLOSURE</b>	
Parks, Playgrounds, Shade Trees	2,200.00			Balance January 1, 1990	17,500.00
Land Reclamation & Conservation	23,745.00			Transfers From Taxes or Liens	
Other Recreational Services				Sale for Cash (1990)	
<b>EDUCATION (excluding schools)</b>				Cancelled, Abated or Adjusted (1990)	
Libraries	204,240.00			Balance December 31, 1990	17,500.00
Other Educational Services				<b>CURRENT FINANCES DECEMBER 31, 1990</b>	
<b>STATUTORY EXPENDITURES</b>				ASSETS	
Pensions & F. L. C. A.	269,400.00			Cash Dec. 31, 1990	649,034.59
Employee Fringe Benefits	151,000.00			Taxes Receivable	566,540.34
Other Statutory Expenditures				Tax Title Liens	2,080.14
CETA And Other Public Employment Programs				Foreclosed Property	17,500.00
<b>MUNICIPAL FUNCTIONS</b>				Emergencies & Other Deferred Charges	43,400.00
<b>CAPITAL IMPROVEMENTS</b>				State and Federal Aid Receivable	
<b>DEBT SERVICE</b>				Other Receivables	1,537.60
Principal Payments	319,227.00			Total	1,280,092.67
Interest Payments	228,682.94			<b>LIABILITIES, RESERVES, AND SURPLUS</b>	
<b>DEFERRED CHARGES</b>				Cash Liabilities	367,874.17
SCHOOL, COUNTY, SPECIAL DISTRICT TAXES	13,000.00			Reserves for Receivables	587,658.08
RESERVE FOR UNCOLLECTED TAXES	9,487,541.04			Surplus Dec. 31, 1990	324,560.42
<b>EXPENDITURES</b>				Total	1,280,092.67
TOTAL	13,927,978.50				

0307

Population 1980 **3,867**  
 Population 1990 **5,152**  
 S & P Rating  
 Moody Rating

General Tax Rate Per \$100. **3.75**  
 State Equalized Tax Rate **1.85**

**CHESTERFIELD TWP. - BURLINGTON CO.**  
 Form of Government  
 Township Committee  
 Number of Members - 3

PER CAPITA:  
 Gross Debt **539.66**  
 Net Debt **536.49**  
 Debt Service **46.59**  
 Total Tax Levy **660.66**  
 Municipal Expenditures **251.51**

PER CENT:  
 Gross Debt **1.85**  
 Net Debt **1.84**  
 Tax Levy Collected **93.00**  
 Tax Levy Cancelled, Abated or Adjusted **.07**

EXPENDITURES		REVENUES-REALIZED		1990 PROPERTY TAX	
GENERAL GOVERNMENT				STATE EQUALIZED TAX RATE	
Governing Body & Public Boards		1990 Property Taxes Collected		Local District School Taxes	<b>1,102,365.00</b>
Municipal Clerk		1990 Payments in Lieu of Taxes		Regional & Consolidated School Tax	<b>1,016,382.57</b>
Financial Administration	<b>36,200.00</b>	Delinquent Tax & Lien Collections		School Taxes in Municipal Budget	
Assessment of Taxes	<b>26,944.00</b>	Business Personalty Replacement Taxes		County Taxes	<b>953,373.59</b>
Collection of Taxes	<b>22,700.00</b>	Taxes from Public Utilities		County Library Taxes	<b>54,890.38</b>
Planning, Housing & Development	<b>100,244.00</b>	Other Miscellaneous Tax Revenues		Local Municipal Purpose Taxes	<b>82,735.48</b>
Human Resources	<b>1,500.00</b>	State Aid Revenues		Veteran & Senior Citizen Taxes	<b>20,450.00</b>
Elections		Federal Aid Revenues		Total Taxes for Rate Computation	<b>3,230,197.02</b>
General Administration (other)	<b>216,200.00</b>	State and Local Fiscal Assistance Act Utilized		Special District Taxes	<b>96,833.02</b>
JUDICIARY		Sale of Acquired Property		Bank Corp. Taxes	
Municipal Courts	<b>52,892.00</b>	Other Miscellaneous Revenues		Added and Omitted Taxes	<b>97,137.11</b>
PUBLIC SAFETY		Prior Years Surplus Appropriated		Total Taxes Levied - ABSTRACT	<b>3,403,717.15</b>
Fire Protection	<b>1,200.00</b>	REVENUES TOTAL		Total Taxes Billed	<b>3,406,712.15</b>
Police Protection	<b>60,500.00</b>	CAPITAL OUTLAY TOTAL		1990 TAXES COLLECTED	<b>3,168,114.81</b>
Civil Defense & Disaster Control	<b>2,700.00</b>			1990 Taxes Cancelled, Abated or Adjusted	<b>2,420.72</b>
Environmental Inspection & Control	<b>23,500.00</b>			Transfer to Tax Title Liens or Foreclosed	<b>190.07</b>
Other Public Safety				Balance Outstanding Dec. 31, 1990	<b>235,986.55</b>
PUBLIC WORKS				PRIOR YEARS TAXES OUTSTANDING	
Streets and Drainage	<b>157,000.00</b>			Balance January 1, 1990	<b>152,414.85</b>
Sewers and Sewage Processing				Collected in 1990	<b>141,307.31</b>
Garbage and Trash Disposal	<b>28,250.00</b>			Cancelled, Abated or Adjusted 1990	<b>23.54</b>
Public Buildings and Grounds				Transfers to Tax Title Liens or Foreclosed	
Other Public Works				Balance December 31, 1990	<b>11,084.00</b>
HEALTH and WELFARE				TAX TITLE LIENS OUTSTANDING	
Health Services Except Environmental	<b>10,500.00</b>			Balance January 1, 1990	<b>430.11</b>
Welfare-Public Assistance	<b>16,200.00</b>			Transfer From Taxes	<b>190.07</b>
Hospital, Clinics, First Aid				Redeemed in 1990	
Animal, Insect, & Rodent Control				Cancelled, Abated or Adjusted (1990)	
Other Welfare Services				Transfers to Foreclosed Property	
RECREATION and CONSERVATION				Balance December 31, 1990	<b>620.18</b>
Beaches and Boardwalks	<b>22,000.00</b>			PROPERTY ACQUIRED BY DEED OR	
Parks, Playgrounds, Shade Trees	<b>10,350.00</b>			FORECLOSURE	
Land Reclamation & Conservation	<b>1,000.00</b>			Balance January 1, 1990	<b>7,800.00</b>
Other Recreational Services				Transfers From Taxes or Liens	
EDUCATION (excluding schools)				Sale for Cash (1990)	
Libraries	<b>1,200.00</b>			Cancelled, Abated or Adjusted (1990)	
Other Educational Services				Balance December 31, 1990	<b>7,800.00</b>
STATUTORY EXPENDITURES				CURRENT FINANCES DECEMBER 31, 1990	
Pensions & F. I. C. A.	<b>43,500.00</b>			ASSETS	
Employee Fringe Benefits	<b>17,750.00</b>			Cash Dec. 31, 1990	<b>990,978.24</b>
Other Statutory Expenditures				Taxes Receivable	<b>247,070.55</b>
CETA and Other Public Employment Programs				Tax Title Liens	<b>620.18</b>
MUNICIPAL FUNCTIONS TOTAL	<b>852,330.00</b>			Foreclosed Property	<b>7,800.00</b>
CAPITAL IMPROVEMENTS *MEMO*	<b>25,000.00</b>			Emergencies & Other Deferred Charges	<b>40,000.00</b>
DEBT SERVICE				State and Federal Aid Receivable	
Principal Payments	<b>60,000.00</b>			Other Receivables	<b>91,836.78</b>
Interest Payments	<b>180,037.50</b>			Total	<b>1,378,305.75</b>
DEFERRED CHARGES	<b>10,000.00</b>			LIABILITIES, RESERVES, AND SURPLUS	
SCHOOL, COUNTY, SPECIAL DISTRICT TAXES	<b>3,223,844.56</b>			Cash Liabilities	<b>599,833.28</b>
RESERVE FOR UNCOLLECTED TAXES	<b>193,412.36</b>			Reserves for Receivables	<b>347,327.51</b>
EXPENDITURES TOTAL	<b>4,519,624.42</b>			Surplus Dec. 31, 1990	<b>431,144.96</b>
				Total	<b>1,378,305.75</b>



General Tax Rate Per \$100.	3.80
State Equalized Tax Rate	1.82

PER CAPITA:		PER CENT:	
Gross Debt	453.55	Gross Debt	.87
Net Debt	250.78	Net Debt	.48
Debt Service	27.41	Tax Levy Collected	96.51
Total Tax Levy	1,202.73	Tax Levy Cancelled, Abated	
Municipal Expenditures	349.18	or Adjusted	.09

1987 / 3000



2002  
Population 1980 16,699  
Population 1990 14,629  
S & P Rating  
Moody Rating A1

General Tax Rate Per \$100. 3.36  
State Equalized Tax Rate 1.94

CLARK TOWNSHIP - UNION COUNTY  
Form of Government  
Mayor-Council Plan F (OMCL 50)  
Number of Members - 7

PER CAPITA:  
Gross Debt 500.27  
Net Debt 476.39  
Debt Service 45.34  
Total Tax Levy 1,625.07  
Municipal Expenditures 651.67  
PER CENT:  
Gross Debt .62  
Net Debt .59  
Tax Levy Collected 98.46  
Tax Levy Cancelled, Abated or Adjusted .19

EXPENDITURES		REVENUES-REALIZED		1990 PROPERTY TAX	
GENERAL GOVERNMENT				STATE EQUALIZED TAX RATE	
Governing Body & Public Boords	45,455.00	1990 Property Taxes Collected	23,423,845.47	Local District School Taxes	7,358,057.25
Municipal Clerk	64,713.00	1990 Payments in Lieu of Taxes		Regional & Consolidated School Tax	5,769,859.87
Financial Administration	12,201.16	Delinquent Tax & Lien Collections	302,206.40	School Taxes in Municipal Budget	
Assessment of Taxes	62,679.00	Business Personolty Replocement Taxes	560,244.08	County Taxes	5,085,659.54
Collection of Taxes	33,177.00	Taxes from Public Utilities	1,064,926.00	County Library Taxes	
Planing, Housing & Development	17,333.35	Other Miscellaneous Tax Revenues		Local Municipal Purpose Taxes	5,506,933.94
Humon Resources	130,426.14	State Aid Revenues	103,510.89	Veteron & Senior Citizen Taxes	188,950.00
Elections	5,982.65	Federal Aid Revenues		Total Taxes for Rate Computation	23,909,460.60
General Administration (other)	725,647.55	State and Local Fiscal Assistance Act Utilized		Special District Taxes	
JUDICIARY		Sole of Acquired Property		Bank Corp. Taxes	
Municipal Courts	102,507.00	Other Miscellaneous Revenues	1,404,105.71	Added and Omitted Taxes	52,631.67
PUBLIC SAFETY		Total	26,863,838.55	Total Taxes Levied - ABSTRACT	23,773,142.27
Fire Protection	309,672.24	Prior Years Surplus Appropriated	1,000,000.00	Total Taxes Billed	23,790,010.80
Police Protection	2,096,834.94	REVENUES TOTAL	27,863,838.55	1990 TAXES COLLECTED	23,423,845.47
Civil Defense & Disoster Control	11,376.23	Reserve For Uncollected Taxes	831,000.00	1990 Taxes Cancelled, Aboted or Adjusted	45,664.37
Environmental Inspection & Control	77,652.00	CAPITAL OUTLAY TOTAL	392,820.03	Transfer to Tax Title Liens or Foreclosed	2,331.84
Other Public Safety				Balance Outstanding Dec. 31, 1990	318,169.12
PUBLIC WORKS				PRIOR YEARS TAXES OUTSTANDING	
Streets and Drainoge	711,454.00	Public Enterprises		Balance January 1, 1990	302,206.40
Sewers and Sewoge Processing	1,656,319.00	Recreation-Culture		Collected in 1990	302,206.40
Gorbage and Trosh Disposol		Public Works	118,811.49	Cancelled, Aboted or Adjusted 1990	
Public Buildings and Grounds	202,637.00	Buildings and Grounds	274,008.54	Transfers to Tax Title Liens or Foreclosed	
Other Public Works	13,260.00	Library and Education		Balance December 31, 1990	
HEALTH and WELFARE		Conservation		TAX TITLE LIENS OUTSTANDING	
Heolth Services Except Environmental	42,031.00	All Other		Balance January 1, 1990	22,457.95
Welfare-Public Assistance	39,271.00	CAPITAL DEBT AUTHORIZED, DECEMBER 31, 1990		Transfer From Taxes	2,331.84
Hospital, Clinics, First Aid		ISSUED AND UNISSUED		Redeemed in 1990	
Animal, Insect, & Rodent Control	10,000.00	School	349,406	Cancelled, Aboted or Adjusted (1990)	
Other Welfare Services		Self-Liquidoting	6,969,077	Transfers to Foreclosed Property	
RECREATION and CONSERVATION		Other	6,969,077	Balance December 31, 1990	24,789.79
Beoches and Boardwalks		Total	7,318,483	PROPERTY ACQUIRED BY DEED OR FORECLOSURE	
Parks, Playgrounds, Shode Trees	36,675.00	ISSUED AND OUTSTANDING		Balance January 1, 1990	35,575.00
Lond Reclomotion & Conservation		School	349,406.85	Transfers From Taxes or Liens	
Other Recreational Services	26,824.00	Self-Liquidoting	3,303,000.00	Sole for Cosh (1990)	
EDUCATION (excluding schools)		Other	3,652,406.85	Cancelled, Aboted or Adjusted (1990)	
Libraries	316,365.00	Total		Balance December 31, 1990	35,575.00
Other Educational Services		EQUALIZED VALUATION BASIS		CURRENT FINANCES DECEMBER 31, 1990	
STATUTORY EXPENDITURES		FOR NET DEBT COMPUTATION	1,175,321,607	ASSETS	
Pensions & F. I. C. A.	599,286.54	REAL PROPERTY VALUATIONS		Cosh Dec. 31, 1990	2,048,992.50
Employee Fringe Benefits	621,597.94	Code Class # of Porcels % VAL'N		Taxes Receivable	318,169.12
Other Statutory Expenditures		1 Vacant Lond 105 .56	3,957,700.00	Tax Title Liens	24,789.79
CETA And Other Public Employment Progroms		2 Residential 4743 76.90	542,275,800.00	Foreclosed Property	35,575.00
MUNICIPAL FUNCTIONS TOTAL	7,971,977.79	3 Form 3 .02	121,500.00	Emergencies & Other Deferred Charges	179,266.95
CAPITAL IMPROVEMENTS *MEMO*	146,886.35	4a Commercial 180 12.84	90,562,400.00	State and Federal Aid Receivable	30,185.54
DEBT SERVICE		4b Industrial 25 6.96	49,072,000.00	Other Receivables	178,326.81
Principol Payments	360,000.00	4c Apartments 6 2.72	19,197,800.00	Total	2,815,305.71
Interest Payments	303,240.82	Total 5062	705,187,200.00	LIABILITIES, RESERVES, AND SURPLUS	
DEFERRED CHARGES	67,086.00	Lond Area 4.53 Sq. Miles		Cosh Liabilities	825,594.78
SCHOOL, COUNTY, SPECIAL DISTRICT TAXES	18,213,576.66	Net Valuation Taxable-Municipal	706,469,617	Reserves for Receivables	556,860.72
RESERVE FOR UNCOLLECTED TAXES	831,000.00	Net Valuation Taxable-County	1,202,389,332	Surplus Dec. 31, 1990	1,432,850.21
EXPENDITURES TOTAL	27,746,881.27	State Equalized Valuation	1,223,867,715	Total	2,815,305.71
		State Equalization Ratio	57.68		

**0801**  
 Population 1980 **6,013**  
 Population 1990 **6,155**  
 S & P Rating  
 Moody Rating

General Tax Rate Per \$100. **4.19**  
 State Equalized Tax Rate **2.83**

**CLAYTON BOROUGH - GLOUCESTER CO.**  
 Form of Government  
 Borough Council  
 Number of Members - 6

PER CAPITA:  
 Gross Debt **1,210.86**  
 Net Debt **135.59**  
 Debt Service **34.03**  
 Total Tax Levy **750.00**  
 Municipal Expenditures **477.32**

PER CENT:  
 Gross Debt **5.39**  
 Net Debt **.60**  
 Tax Levy Collected **90.71**  
 Tax Levy Cancelled, Abated or Adjusted **.06**

EXPENDITURES		REVENUES-REALIZED		1990 PROPERTY TAX	
<b>GENERAL GOVERNMENT</b>				<b>STATE EQUALIZED TAX RATE</b>	
Governing Body & Public Boards	9,906.00	1990 Property Taxes Collected	4,196,192.12	Local District School Taxes	1.30
Municipal Clerk	11,700.00	1990 Payments in Lieu of Taxes		Regional & Consolidated Schaal Tax	
Financial Administration	70,894.62	Delinquent Tax & Lien Collections	515,115.94	Schaal Taxes in Municipal Budget	
Assessment of Taxes	17,223.00	Business Personalty Replacement Taxes	45,148.36	County Taxes	.64
Collection of Taxes	26,181.00	Taxes from Public Utilities	352,415.00	County Library Taxes	.02
Planning, Hausing & Development	3,094.00	Other Miscellaneous Tax Revenues		Local Municipal Purpose Taxes	.86
Human Resources	49,952.18	State Aid Revenues	120,430.76	Veteran & Senior Citizen Taxes	
Elections	2,197.00	Federal Aid Revenues		Total Taxes for Rate Computation	2.82
General Administration (other)	399,860.00	State and Local Fiscal Assistance Act Utilized	443.35	Special District Taxes	
<b>JUDICIARY</b>		Sale of Acquired Property		Bank Corp. Taxes	
Municipal Courts	35,242.00	Other Miscellaneous Revenues	374,731.35	Added and Omitted Taxes	69,750.43
<b>PUBLIC SAFETY</b>		Total	5,604,477.38	Total Taxes Levied - ABSTRACT	4,616,230.43
Fire Protection	56,312.30	Prior Years Surplus Appropriated	423,460.64	Total Taxes Billed	4,625,705.25
Police Protection	695,448.45	REVENUES TOTAL	6,027,933.02	1990 TAXES COLLECTED	4,196,192.12
Civil Defense & Disaster Control	473.00	Reserve For Uncollected Taxes	412,475.67	1990 Taxes Cancelled, Abated or Adjusted	2,764.61
Environmental Inspection & Control	43,040.00	<b>CAPITAL OUTLAY TOTAL</b>		Transfer to Tax Title Liens or Foreclosed	56,486.76
Other Public Safety				Balance Outstanding Dec. 31, 1990	370,261.76
<b>PUBLIC WORKS</b>		Public Enterprises	181,732.39	<b>PRIOR YEARS TAXES OUTSTANDING</b>	
Streets and Drainage	257,313.36	Recreation—Culture	1,194.50	Balance January 1, 1990	511,652.94
Sewers and Sewage Processing		Public Works	191,248.10	Collected in 1990	458,442.47
Garbage and Trash Disposal	354,000.00	Buildings and Grounds	253,551.60	Cancelled, Abated or Adjusted 1990	
Public Buildings and Grounds	20,291.00	Library and Education		Transfers to Tax Title Liens or Foreclosed	44,024.72
Other Public Works	17,213.00	Conservation		Balance December 31, 1990	8,585.75
<b>HEALTH and WELFARE</b>		All Other		TAX TITLE LIENS OUTSTANDING	
Health Services Except Environmental	3,648.00	<b>CAPITAL DEBT AUTHORIZED, DECEMBER 31, 1990</b>		Balance January 1, 1990	39,727.61
Welfare-Public Assistance	11,060.00	ISSUED AND UNISSUED	GROSS DEBT	Transfer From Taxes	101,111.43
Hospital, Clinics, First Aid		School	5,465,000	Redeemed in 1990	56,673.47
Animal, Insect, & Radent Control	10.00	Self-Liquidating	1,153,250	Cancelled, Abated or Adjusted (1990)	
Other Welfare Services		Other	834,566	Transfers to Foreclosed Property	
<b>RECREATION and CONSERVATION</b>		Total	7,452,816	Balance December 31, 1990	94,165.62
Beaches and Boardwalks		ISSUED AND OUTSTANDING		PROPERTY ACQUIRED BY DEED OR FORECLOSURE	
Parks, Playgrounds, Shade Trees		School	5,465,000.00	Balance January 1, 1990	301,604.50
Land Reclamation & Conservation	36,301.00	Self-Liquidating	1,153,250.00	Transfers From Taxes or Liens	
Other Recreational Services	29,990.00	Other	825,600.00	Sale for Cash (1990)	
<b>EDUCATION (excluding schools)</b>		Total	7,443,850.00	Cancelled, Abated or Adjusted (1990)	
Libraries		EQUALIZED VALUATION BASIS	138,341,127	Balance December 31, 1990	301,604.50
Other Educational Services	3,422.00	FOR NET DEBT COMPUTATION		CURRENT FINANCES DECEMBER 31, 1990	
<b>STATUTORY EXPENDITURES</b>		REAL PROPERTY VALUATIONS		ASSETS	
Pensions & F. I. C. A.	122,521.10	Code Class # of Parcels % VAL'N	ASSESSED VALUATION	Cash Dec. 31, 1990	1,399,076.35
Employee Fringe Benefits		1 Vacant Land 313 3.20	3,439,800.00	Taxes Receivable	378,847.51
Other Statutory Expenditures	100.00	2 Residential 1765 75.18	80,735,900.00	Tax Title Liens	94,165.62
CETA And Other Public Employment Programs		3 Farm 55 1.20	1,289,200.00	Foreclosed Property	301,604.50
<b>MUNICIPAL FUNCTIONS</b>		4a Commercial 86 8.63	9,263,200.00	Emergencies & Other Deferred Charges	31,834.93
CAPITAL IMPROVEMENTS *MEMO*	15,000.00	4b Industrial 17 8.86	9,516,600.00	State and Federal Aid Receivable	2,993.86
<b>DEBT SERVICE</b>		4c Apartments 8 2.92	3,138,800.00	Other Receivables	101,655.93
Principal Payments	172,300.00	Total 2244	107,383,500.00	Total	2,300,178.71
Interest Payments	37,134.07	Land Area 7.26 Sq. Miles		LIABILITIES, RESERVES, AND SURPLUS	
<b>DEFERRED CHARGES</b>		Net Valuation Taxable-Municipal	108,734,004	Cash Liabilities	683,323.87
SCHOOL, COUNTY, SPECIAL DISTRICT TAXES	3,154,920.02	Net Valuation Taxable-County	145,110,402	Reserves for Receivables	866,273.56
RESERVE FOR UNCOLLECTED TAXES	412,475.67	State Equalized Valuation	160,437,171	Surplus Dec. 31, 1990	750,576.28
EXPENDITURES TOTAL	6,092,844.99	State Equalization Ratio	67.50	Total	2,300,178.71



0411  
 Population 1980 5,764  
 Population 1990 5,601  
 S & P Rating  
 Moody Rating AAA

General Tax Rate Per \$100. 6.83  
 State Equalized Tax Rate 2.97

**CLEMENTON BOROUGH - CAMDEN CO.**  
**Form of Government**  
**Borough Council**  
**Number of Members - 6**

PER CAPITA:  
 Gross Debt 1,122.01  
 Net Debt 495.25  
 Debt Service 39.34  
 Total Tax Levy 756.01  
 Municipal Expenditures 429.13

PER CENT:  
 Gross Debt 5.06  
 Net Debt 2.23  
 Tax Levy Collected 92.60  
 Tax Levy Cancelled, Abated or Adjusted

EXPENDITURES		REVENUES-REALIZED		1990 PROPERTY TAX	
<b>GENERAL GOVERNMENT</b>				<b>STATE EQUALIZED TAX RATE</b>	
Governing Body & Public Boards		1990 Property Taxes Collected	3,922,460.83	Local District School Taxes	53 744,486.88
Municipal Clerk		1990 Payments in Lieu of Taxes		Regional & Consolidated School Tax	57 811,966.81
Financial Administration	41,526.00	Delinquent Tax & Lien Collections	383,329.38	School Taxes in Municipal Budget	
Assessment of Taxes	16,500.00	Business Personalty Replacement Taxes	37,522.36	County Taxes	.86 1,220,623.11
Collection of Taxes	29,008.00	Taxes from Public Utilities	220,266.00	County Library Taxes	.02 32,912.52
Planning, Housing & Development	11,000.00	Other Miscellaneous Tax Revenues		Local Municipal Purpose Taxes	.98 1,382,097.00
Human Resources	47,730.00	State Aid Revenues	100,344.98	Veteran & Senior Citizen Taxes	
Elections	4,000.00	Federal Aid Revenues		Total Taxes for Rate Computation	2.96 4,249,986.32
General Administration (other)	292,780.00	State and Local Fiscal Assistance Act Utilized		Special District Taxes	
<b>JUDICIARY</b>		State and Local Fiscal Assistance Act Utilized		Bank Corp. Taxes	
Municipal Courts	51,822.00	Sale of Acquired Property		Added and Omitted Taxes	
<b>PUBLIC SAFETY</b>		Other Miscellaneous Revenues	456,233.50	Total Taxes Levied - ABSTRACT	42,297.73
Fire Protection	34,443.88	Total	5,120,157.05	Total Taxes Billed	4,234,384.05
Police Protection	476,371.59	Prior Years Surplus Appropriated	323,290.00	1990 TAXES COLLECTED	3,922,460.83
Civil Defense & Disaster Control	1,700.00	REVENUES TOTAL	5,443,447.05	1990 Taxes Cancelled, Abated or Adjusted	
Environmental Inspection & Control	29,200.00	Reserve For Uncollected Taxes	406,181.32	Transfer to Tax Title Liens or Foreclosed	42,119.93
Other Public Safety		<b>CAPITAL OUTLAY TOTAL</b>	1,163,904.02	Balance Outstanding Dec. 31, 1990	271,363.30
<b>PUBLIC WORKS</b>				<b>PRIOR YEARS TAXES OUTSTANDING</b>	
Streets and Drainage	156,055.00	Public Enterprises	31,222.95	Balance January 1, 1990	302,275.20
Sewers and Sewage Processing		Recreation-Culture		Collected in 1990	258,280.52
Garbage and Trash Disposal	310,000.00	Public Works	1,101,922.66	Cancelled, Abated or Adjusted 1990	
Public Buildings and Grounds	16,225.00	Buildings and Grounds	30,758.41	Transfers to Tax Title Liens or Foreclosed	13,315.22
Other Public Works		Library and Education		Balance December 31, 1990	30,679.46
<b>HEALTH and WELFARE</b>		Conservation		<b>TAX TITLE LIENS OUTSTANDING</b>	
Health Services Except Environmental	2,915.00	All Other		Balance January 1, 1990	320,976.74
Welfare-Public Assistance	3,280.00	<b>CAPITAL DEBT AUTHORIZED, DECEMBER 31, 1990</b>		Transfer From Taxes	57,386.71
Hospital, Clinics, First Aid		ISSUED AND UNISSUED		Redeemed in 1990	125,048.86
Animal, Insect, & Rodent Control		School	2,214,375	Cancelled, Abated or Adjusted (1990)	
Other Welfare Services		Self-Liquidating	1,296,100	Transfers to Foreclosed Property	
<b>RECREATION and CONSERVATION</b>		Other	2,773,905	Balance December 31, 1990	253,314.59
Beaches and Boardwalks		Total	6,284,380	<b>PROPERTY ACQUIRED BY DEED OR FORECLOSURE</b>	
Parks, Playgrounds, Shade Trees	1,700.00	ISSUED AND OUTSTANDING		Balance January 1, 1990	42,706.45
Land Reclamation & Conservation	1,819.21	School	2,214,375.96	Transfers From Taxes or Liens	
Other Recreational Services	5,750.00	Self-Liquidating	1,246,593.00	Sale for Cash (1990)	
<b>EDUCATION (excluding schools)</b>		Other	2,550,000.00	Cancelled, Abated or Adjusted (1990)	
Libraries	9,500.00	Total	6,110,968.96	Balance December 31, 1990	42,706.45
Other Educational Services		<b>EQUALIZED VALUATION BASIS</b>		<b>CURRENT FINANCES DECEMBER 31, 1990</b>	
<b>STATUTORY EXPENDITURES</b>		FOR NET DEBT COMPUTATION	124,127,997	<b>ASSETS</b>	
Pensions & F. I. C. A.	101,500.02	<b>REAL PROPERTY VALUATIONS</b>		Cash Dec. 31, 1990	1,209,438.59
Employee Fringe Benefits	105,000.00	Code Class # of Parcels % VAL'N		Taxes Receivable	302,042.76
Other Statutory Expenditures	2,500.00	1 Vacant Land 252 3.02	1,841,855.00	Tax Title Liens	253,314.59
<b>CETA And Other Public Employment Programs</b>		2 Residential 1698 76.40	46,530,935.00	Foreclosed Property	42,706.45
<b>MUNICIPAL FUNCTIONS TOTAL</b>	1,752,325.70	3 Farm 2 .04	28,850.00	Emergencies & Other Deferred Charges	67,100.38
<b>CAPITAL IMPROVEMENTS *MEMO*</b>	40,000.00	4a Commercial 73 15.43	9,398,235.00	State and Federal Aid Receivable	991.51
<b>DEBT SERVICE</b>		4b Industrial		Other Receivables	88,861.42
Principal Payments		4c Apartments 7 5.10	3,107,100.00	Total	1,964,455.70
Interest Payments	220,326.83	Total 2032	60,906,975.00	<b>LIABILITIES, RESERVES, AND SURPLUS</b>	
<b>DEFERRED CHARGES</b>	24,712.98	Land Area 1.91 Sq. Miles		Cash Liabilities	551,020.36
<b>SCHOOL, COUNTY, SPECIAL DISTRICT TAXES</b>	2,809,989.32	Net Valuation Taxable-Municipal	61,409,366	Reserves for Receivables	686,925.22
<b>RESERVE FOR UNCOLLECTED TAXES</b>	406,181.32	Net Valuation Taxable-County	127,914,029	Surplus Dec. 31, 1990	726,510.12
<b>EXPENDITURES TOTAL</b>	5,213,536.15	State Equalized Valuation	140,776,401	Total	1,964,455.70
		State Equalization Ratio	43.42		



0206

Population 1980 21,464  
 Population 1990 20,393  
 S & P Rating  
 Moody Rating

General Tax Rate Per \$100. 1.63  
 State Equalized Tax Rate 1.51

CLIFFSIDE PARK BOROUGH - BERGEN CO.  
 Form of Government  
 Borough Council  
 Number of Members - 6

PER CAPITA:  
 Gross Debt 276.96  
 Net Debt 276.96  
 Debt Service 62.66  
 Total Tax Levy 1,180.43  
 Municipal Expenditures 657.04

PER CENT:  
 Gross Debt .38  
 Net Debt .38  
 Tax Levy Collected 96.56  
 Tax Levy Cancelled, Abated or Adjusted .45

EXPENDITURES		REVENUES-REALIZED		1990 PROPERTY TAX	
GENERAL GOVERNMENT				STATE EQUALIZED TAX RATE	
Governing Body & Public Boords	1,000.00	1990 Property Taxes Collected		Local District School Taxes	10,075,784.00
Municipal Clerk		1990 Payments in Lieu of Taxes		Regional & Consolidated School Tax	
Financial Administration	38,000.00	Delinquent Tax & Lien Collections		School Taxes in Municipal Budget	
Assessment of Taxes	57,950.00	Business Personalty Replacement Taxes		County Taxes	3,762,640.82
Collection of Taxes	191,500.00	Taxes from Public Utilities		County Library Taxes	
Planning, Housing & Development	51,100.00	Other Miscellaneous Tax Revenues		Local Municipal Purpose Taxes	10,038,384.00
Human Resources	117,135.00	State Aid Revenues		Veteran & Senior Citizen Taxes	159,250.00
Elections		Federal Aid Revenues		Total Taxes for Rate Computation	24,036,058.82
General Administration (other)	1,096,370.00	State and Local Fiscal Assistance Act Utilized		Special District Taxes	
JUDICIARY		Sole of Acquired Property		Bank Corp. Taxes	
Municipal Courts	122,259.73	Other Miscellaneous Revenues		Added and Omitted Taxes	195,648.01
PUBLIC SAFETY		Total		Total Taxes Levied - ABSTRACT	24,072,456.83
Fire Protection	939,260.00	Prior Years Surplus Appropriated		Total Taxes Billed	24,167,918.10
Police Protection	2,082,943.03	REVENUES TOTAL		1990 TAXES COLLECTED	23,336,718.94
Civil Defense & Disaster Control	4,400.00	Reserve For Uncollected Taxes		1990 Taxes Cancelled, Abated or Adjusted	108,672.24
Environmental Inspection & Control	111,800.00	CAPITAL OUTLAY TOTAL		Transfer to Tax Title Liens or Foreclosed	8,502.08
Other Public Safety				Balance Outstanding Dec. 31, 1990	714,024.94
PUBLIC WORKS				PRIOR YEARS TAXES OUTSTANDING	
Streets and Drainage	595,600.00	Public Enterprises		Balance January 1, 1990	502,006.97
Sewers and Sewage Processing	1,246,000.00	Recreation-Culture		Collected in 1990	491,015.03
Garbage and Trash Disposal	1,586,000.00	Public Works		Cancelled, Abated or Adjusted 1990	
Public Buildings and Grounds	102,100.00	Buildings and Grounds		Transfers to Tax Title Liens or Foreclosed	
Other Public Works	60,900.00	Library and Education		Balance December 31, 1990	10,991.94
HEALTH and WELFARE		Conservation		TAX TITLE LIENS OUTSTANDING	
Health Services Except Environmental	90,580.00	All Other		Balance January 1, 1990	21,521.16
Welfare-Public Assistance	44,150.00	CAPITAL DEBT AUTHORIZED, DECEMBER 31, 1990		Transfer From Taxes	8,502.08
Hospital, Clinics, First Aid		ISSUED AND UNISSUED GROSS DEBT NET DEBT		Redeemed in 1990	4,317.13
Animal, Insect, & Rodent Control		School Self-Liquidating Other		Cancelled, Abated or Adjusted (1990)	
Other Welfare Services		Total		Transfers to Foreclosed Property	
RECREATION and CONSERVATION		ISSUED AND OUTSTANDING		Balance December 31, 1990	25,706.11
Beaches and Boardwalks	88,000.00	School Self-Liquidating Other		PROPERTY ACQUIRED BY DEED OR FORECLOSURE	
Parks, Playgrounds, Shade Trees	71,608.43	Total		Balance January 1, 1990	31,661.78
Land Reclamation & Conservation	86,500.00	EQUALIZED VALUATION BASIS FOR NET DEBT COMPUTATION		Transfers From Taxes or Liens	
Other Recreational Services		REAL PROPERTY VALUATIONS		Sole for Cash (1990)	
EDUCATION (excluding schools)		Code Class # of Parcels % VAL'N ASSESSED VALUATION		Cancelled, Abated or Adjusted (1990)	
Libraries	384,376.00	1 Vacant Land 130 1.09 15,882,400.00		Balance December 31, 1990	31,661.78
Other Educational Services		2 Residential 5655 80.12 1,171,830,660.00		CURRENT FINANCES DECEMBER 31, 1990	
STATUTORY EXPENDITURES		3 Form 106,663,000.00		ASSETS	
Pensions & F. I. C. A.	729,061.90	4a Commercial 237 7.29 10,326,600.00		Cash Dec. 31, 1990	4,298,695.21
Employee Fringe Benefits	958,000.00	4b Industrial 15 .71 157,902,106.00		Taxes Receivable	725,016.88
Other Statutory Expenditures	1.00	4c Apartments 137 10.80 1,462,604,766.00		Tax Title Liens	25,706.11
CETA And Other Public Employment Programs		Total 6174		Foreclosed Property	31,661.78
MUNICIPAL FUNCTIONS TOTAL	10,856,595.09	Land Area 1.00 Sq. Miles		Emergencies & Other Deferred Charges	318,400.00
CAPITAL IMPROVEMENTS *MEMO*	60,000.00	Net Valuation Taxable-Municipal		State and Federal Aid Receivable	19,821.71
DEBT SERVICE		Net Valuation Taxable-County		Other Receivables	17,384.73
Principal Payments	913,145.00	State Equalized Valuation		Total	5,436,686.42
Interest Payments	364,640.97	State Equalization Ratio		LIABILITIES, RESERVES, AND SURPLUS	
DEFERRED CHARGES	79,600.00			Cash Liabilities	1,632,853.87
SCHOOL, COUNTY, SPECIAL DISTRICT TAXES	13,838,424.82			Reserves for Receivables	799,769.50
RESERVE FOR UNCOLLECTED TAXES	1,184,958.00			Surplus Dec. 31, 1990	3,004,063.05
EXPENDITURES TOTAL	27,237,363.88			Total	5,436,686.42

1602  
Population 1980 74,388  
Population 1990 71,742  
S & P Rating AA-  
Moody Rating A1

General Tax Rate Per \$100. 7.50  
State Equalized Tax Rate 1.73

CLIFTON CITY - PASSAIC COUNTY  
Form of Government  
Council-Manager (1923)  
Number of Members - 7

PER CAPITA:  
Gross Debt 633.38  
Net Debt 408.46  
Debt Service 72.26  
Total Tax Levy 1,280.92  
Municipal Expenditures 665.68  
PER CENT:  
Gross Debt .90  
Net Debt .58  
Tax Levy Collected 97.35  
Tax Levy Cancelled, Abated or Adjusted .22

EXPENDITURES		REVENUES-REALIZED		1990 PROPERTY TAX	
GENERAL GOVERNMENT				STATE EQUALIZED TAX RATE	
Governing Body & Public Boards	950.00	1990 Property Taxes Collected	89,473,017.92	Local District School Taxes	.75 40,148,334.00
Municipal Clerk	304,739.00	1990 Payments in Lieu of Taxes	92,145.34	Regional & Consolidated School Tax	
Financial Administration	705,158.00	Delinquent Tax & Lien Collections	1,785,941.41	School Taxes in Municipal Budget	.02 838,525.63
Assessment of Taxes	247,123.00	Business Personalty Replacement Taxes	3,161,018.36	County Taxes	.45 24,108,154.30
Collection of Taxes		Taxes from Public Utilities	5,820,357.00	County Library Taxes	
Planning, Housing & Development	47,152.40	Other Miscellaneous Tax Revenues		Local Municipal Purpose Taxes	.50 26,631,291.39
Human Resources	332,153.47	State Aid Revenues	525,356.39	Veteran & Senior Citizen Taxes	
Elections		Federal Aid Revenues	27,734.89	Total Taxes far Rate Computation	1.72 92,685,755.32
General Administration (other)	2,919,670.00	State and Local Fiscal Assistance Act Utilized		Special District Taxes	
JUDICIARY		Sale of Acquired Property	30,514.80	Bank Corp. Taxes	
Municipal Courts	387,744.00	Other Miscellaneous Revenues	7,316,383.38	Added and Omitted Taxes	
PUBLIC SAFETY		Total	108,232,469.49	Total Taxes Levied - ABSTRACT	91,895,508.30
Fire Protection	6,605,511.10	Prior Years Surplus Appropriated	2,600,000.00	Total Taxes Billed	91,906,923.74
Police Protection	7,313,431.79	REVENUES TOTAL	110,832,469.49	1990 TAXES COLLECTED	89,473,017.92
Civil Defense & Disaster Control	13,037.00	Reserve For Uncollected Taxes	2,186,356.79	1990 Taxes Cancelled, Abated or Adjusted	201,504.81
Environmental Inspection & Control	437,226.00			Transfer to Tax Title Liens or Foreclosed	103,406.72
Other Public Safety		CAPITAL OUTLAY TOTAL		Balance Outstanding Dec. 31, 1990	2,128,994.29
PUBLIC WORKS				PRIOR YEARS TAXES OUTSTANDING	
Streets and Drainage	300,000.00	Public Enterprises		Balance January 1, 1990	1,776,513.40
Sewers and Sewage Processing	9,532,925.00	Recreation-Culture		Collected in 1990	1,628,875.90
Garbage and Trash Disposal		Public Works		Cancelled, Abated or Adjusted 1990	37,489.48
Public Buildings and Grounds		Buildings and Grounds		Transfers to Tax Title Liens or Foreclosed	40,229.36
Other Public Works	1,936,677.00	Library and Education		Balance December 31, 1990	69,918.66
HEALTH and WELFARE		Conservation		TAX TITLE LIENS OUTSTANDING	
Health Services Except Environmental	696,878.00	All Other		Balance January 1, 1990	280,323.31
Welfare-Public Assistance	70,000.00			Transfer From Taxes	149,665.63
Hospital, Clinics, First Aid		CAPITAL DEBT AUTHORIZED, DECEMBER 31, 1990		Redeemed in 1990	157,065.51
Animal, Insect, & Rodent Control		ISSUED AND UNISSUED		Cancelled, Abated or Adjusted (1990)	
Other Welfare Services		School	12,351,148	Transfers to Foreclosed Property	
RECREATION and CONSERVATION		Self-Liquidating		Balance December 31, 1990	272,923.43
Beaches and Boardwalks		Other	33,088,782	PROPERTY ACQUIRED BY DEED OR	
Parks, Playgrounds, Shade Trees	552,179.00	Total	45,439,930	FORECLOSURE	
Land Reclamation & Conservation	318,780.34	ISSUED AND OUTSTANDING		Balance January 1, 1990	100,038.80
Other Recreational Services	144,515.52	School	9,699,000.00	Transfers From Taxes or Liens	
EDUCATION (excluding schools)		Self-Liquidating		Sale for Cash (1990)	30,514.80
Libraries	1,736,604.00	Other	31,280,993.00	Cancelled, Abated or Adjusted (1990)	25,224.00
Other Educational Services		Total	40,979,993.00	Balance December 31, 1990	44,300.00
STATUTORY EXPENDITURES		EQUALIZED VALUATION BASIS		CURRENT FINANCES DECEMBER 31, 1990	
Pensions & F. I. C. A.	3,009,200.00	FOR NET DEBT COMPUTATION	5,066,939,998	ASSETS	
Employee Fringe Benefits	2,440,000.00	REAL PROPERTY VALUATIONS		Cash Dec. 31, 1990	18,796,701.84
Other Statutory Expenditures		Code Class # of Parcels % VAL'N	ASSESSED VALUATION	Taxes Receivable	2,198,912.95
CETA And Other Public Employment Programs		1 Vacant Land 381 1.17	14,200,800.00	Tax Title Liens	272,923.43
MUNICIPAL FUNCTIONS TOTAL	40,160,704.68	2 Residential 19883 59.10	720,043,000.00	Foreclosed Property	44,300.00
CAPITAL IMPROVEMENTS *MEMO*	50,000.00	3 Farm 4 .01	105,700.00	Emergencies & Other Deferred Charges	218,800.00
DEBT SERVICE		4a Commercial 1235 16.73	203,852,600.00	State and Federal Aid Receivable	321,027.90
Principal Payments	2,913,000.00	4b Industrial 302 19.91	242,578,600.00	Other Receivables	69,870.77
Interest Payments	2,270,742.55	4c Apartments 101 3.08	37,497,400.00	Total	21,922,536.89
TYPE I SCHL DEBT *MEMO	895,911.78	Total 21906	1,218,278,100.00	LIABILITIES, RESERVES, AND SURPLUS	
DEFERRED CHARGES	226,443.21	Land Area 11.20 Sq. Miles		Cash Liabilities	15,123,509.53
SCHOOL, COUNTY, SPECIAL DISTRICT TAXES	65,095,013.93	Net Valuation Taxable-Municipal	1,223,169,610	Reserves for Receivables	2,586,007.15
RESERVE FOR UNCOLLECTED TAXES	2,186,356.79	Net Valuation Taxable-County	5,416,989,635	Surplus Dec. 31, 1990	4,213,020.21
EXPENDITURES TOTAL	112,852,261.16	State Equalized Valuation	5,301,864,269	Total	21,922,536.89
		State Equalization Ratio	23.00		



1005  
Population 1980 1,910  
Population 1990 2,054  
S & P Rating  
Moody Rating BAA1

General Tax Rate Per \$100. 2.72  
State Equalized Tax Rate 2.09

CLINTON TOWN - HUNTERDON COUNTY  
Form of Government  
Town Council  
Number of Members - 7

PER CAPITA:  
Gross Debt 5,209.67  
Net Debt 1,922.53  
Debt Service 80.65  
Total Tax Levy 1,686.63  
Municipal Expenditures 857.21  
PER CENT:  
Gross Debt 6.53  
Net Debt 2.41  
Tax Levy Collected 96.01  
Tax Levy Cancelled, Abated or Adjusted .53

EXPENDITURES		REVENUES-REALIZED		1990 PROPERTY TAX	
GENERAL GOVERNMENT		1990 Property Taxes Collected		STATE EQUALIZED TAX RATE	
Governing Body & Public Boards			3,329,729.12	Local District School Taxes	.60 988,763.86
Municipal Clerk	19,525.10	1990 Payments in Lieu of Taxes	1,982.66	Regional & Consolidated School Tax	.53 875,710.05
Financial Administration	11,192.00	Delinquent Tax & Lien Collections	313,679.96	School Taxes in Municipal Budget	
Assessment of Taxes	12,660.00	Business Personalty Replacement Taxes	42,364.16	County Taxes	.32 530,712.81
Collection of Taxes	15,680.00	Taxes from Public Utilities	83,130.00	County Library Taxes	.02 34,348.48
Planning, Housing & Development	37,737.00	Other Miscellaneous Tax Revenues	9,577.16	Local Municipal Purpose Taxes	.62 1,029,862.88
Human Resources		State Aid Revenues		Veteran & Senior Citizen Taxes	7,850.00
Elections		Federal Aid Revenues		Total Taxes for Rate Computation	2.09 3,467,248.09
General Administration (other)	196,847.43	State and Local Fiscal Assistance Act Utilized		Special District Taxes	
JUDICIARY		Sale of Acquired Property		Bank Corp. Taxes	
Municipal Courts	50,000.00	Other Miscellaneous Revenues	419,612.12	Added and Omitted Taxes	4,932.01
PUBLIC SAFETY		Total	4,200,074.18	Total Taxes Levied - ABSTRACT	3,464,330.09
Fire Protection	18,653.90	Prior Years Surplus Appropriated	220,000.00	Total Taxes Billed	3,468,113.61
Police Protection	222,604.00	REVENUES TOTAL	4,420,074.18	1990 TAXES COLLECTED	3,329,728.12
Civil Defense & Disaster Control	500.00	Reserve For Uncollected Taxes	351,662.69	1990 Taxes Cancelled, Abated or Adjusted	18,434.36
Environmental Inspection & Control	22,900.00	CAPITAL OUTLAY TOTAL	205,893.91	Transfer to Tax Title Liens or Foreclosed	
Other Public Safety				Balance Outstanding Dec. 31, 1990	119,951.13
PUBLIC WORKS		Public Enterprises	68,653.50	PRIOR YEARS TAXES OUTSTANDING	
Streets and Drainage	184,565.00	Recreation-Culture		Balance January 1, 1990	313,718.02
Sewers and Sewage Processing	230,000.00	Public Works	523.10	Collected in 1990	313,679.96
Garbage and Trash Disposal	43,023.00	Buildings and Grounds	136,717.31	Cancelled, Abated or Adjusted 1990	21.31
Public Buildings and Grounds	10,200.00	Library and Education		Transfers to Tax Title Liens or Foreclosed	
Other Public Works		Conservation		Balance December 31, 1990	16.75
HEALTH and WELFARE		All Other		TAX TITLE LIENS OUTSTANDING	
Health Services Except Environmental	4,625.00	CAPITAL DEBT AUTHORIZED, DECEMBER 31, 1990		Balance January 1, 1990	
Welfare-Public Assistance	5,100.00	ISSUED AND UNISSUED		Transfer From Taxes	
Hospital, Clinics, First Aid		School	33,179	Redeemed in 1990	
Animal, Insect, & Rodent Control		Self-Liquidating	9,979,000	Cancelled, Abated or Adjusted (1990)	
Other Welfare Services		Other	688,475	Transfers to Foreclosed Property	
RECREATION and CONSERVATION		Total	10,700,654	Balance December 31, 1990	
Beaches and Boardwalks	12,100.00	ISSUED AND OUTSTANDING		PROPERTY ACQUIRED BY DEED OR	
Parks, Playgrounds, Shade Trees	16,770.00	School	33,179.78	FORECLOSURE	
Land Reclamation & Conservation		Self-Liquidating	1,979,000.00	Balance January 1, 1990	
Other Recreational Services		Other	682,000.00	Transfers From Taxes or Liens	
EDUCATION (excluding schools)		Total	2,694,179.78	Sale for Cash (1990)	
Libraries	1,000.00	EQUALIZED VALUATION BASIS		Cancelled, Abated or Adjusted (1990)	
Other Educational Services	1,000.00	FOR NET DEBT COMPUTATION	163,975,006	Balance December 31, 1990	
STATUTORY EXPENDITURES		REAL PROPERTY VALUATIONS		CURRENT FINANCES DECEMBER 31, 1990	
Pensions & F. I. C. A.	60,251.00	Code Class # of Parcels % VAL'N		ASSETS	
Employee Fringe Benefits	51,900.68	1 Vacant Land 51 2.30	2,923,300.00	Cash Dec. 31, 1990	916,966.47
Other Statutory Expenditures	2,000.00	2 Residential 532 59.79	75,849,600.00	Taxes Receivable	119,967.88
CETA And Other Public Employment Programs	1,230,884.11	3 Farm 7 .26	330,900.00	Tax Title Liens	
MUNICIPAL FUNCTIONS TOTAL	64,000.00	4a Commercial 113 32.97	41,826,100.00	Foreclosed Property	
CAPITAL IMPROVEMENTS *MEMO*		4b Industrial 10 4.67	5,920,800.00	Emergencies & Other Deferred Charges	48,000.00
DEBT SERVICE		4c Apartments 713	126,850,700.00	State and Federal Aid Receivable	
Principal Payments	109,000.00	Total		Other Receivables	8,953.33
Interest Payments	56,655.34	Land Area 1.30 Sq. Miles		Total	1,093,887.68
DEFERRED CHARGES	12,500.00	Net Valuation Taxable-Municipal	127,322,853	LIABILITIES, RESERVES, AND SURPLUS	
SCHOOL, COUNTY, SPECIAL DISTRICT TAXES	2,429,535.20	Net Valuation Taxable-County	168,184,690	Cash Liabilities	221,607.45
RESERVE FOR UNCOLLECTED TAXES	351,662.69	State Equalized Valuation	165,363,223	Reserves for Receivables	128,921.21
EXPENDITURES TOTAL	4,190,237.34	State Equalization Ratio	76.93	Surplus Dec. 31, 1990	743,359.02
				Total	1,093,887.68



1006

Population 1980 7,345  
 Population 1990 10,816  
 S & P Rating  
 Moody Rating

General Tax Rate Per \$100.

1.67

State Equalized Tax Rate

1.74

CLINTON TOWNSHIP - HUNTERDON CO.  
 Form of Government  
 Small Municipality Plan C (OMCL 50)  
 Number of Members - 5

PER CAPITA:

Gross Debt 1,014.27  
 Net Debt 602.96  
 Debt Service 64.70  
 Total Tax Levy 1,813.01  
 Municipal Expenditures 473.25

PER CENT:

Gross Debt .98  
 Net Debt .58  
 Tax Levy Collected 93.84  
 Tax Levy Cancelled, Abated or Adjusted 1.19

EXPENDITURES		REVENUES-REALIZED		1990 PROPERTY TAX	
GENERAL GOVERNMENT				STATE EQUALIZED TAX RATE	
Governing Body & Public Boards		1990 Property Taxes Collected	18,599,568.70	Local District Schaal Taxes	7,626,251.00
Municipal Clerk	73,396.18	1990 Payments in Lieu of Taxes		Regional & Consolidated Schaal Tax	5,486,414.93
Financial Administration	64,893.00	Delinquent Tax & Lien Collections	532,680.84	Schaal Taxes in Municipal Budget	
Assessment of Taxes	90,536.00	Business Personalty Replacement Taxes	100,233.04	Caunty Taxes	3,856,996.61
Collection of Taxes	52,770.00	Taxes from Public Utilities	665,134.00	Caunty Library Taxes	249,670.34
Planning, Hausing & Development	164,849.00	Other Miscellaneous Tax Revenues		Lacal Municipal Purpose Taxes	2,355,751.00
Human Resources	175,630.80	State Aid Revenues	82,445.03	Veteran & Senior Citizen Taxes	45,150.00
Elections		Federal Aid Revenues		Total Taxes for Rate Computation	19,620,233.88
General Administration (other)	695,359.00	State and Local Fiscal Assistance Act Utilized		Special District Taxes	
JUDICIARY		Sale of Acquired Property		Bank Corp. Taxes	
Municipal Courts	98,867.24	Other Miscellaneous Revenues	1,599,828.23	Added and Omitted Taxes	34,452.47
PUBLIC SAFETY		Total	21,579,889.84	Total Taxes Levied - ABSTRACT	19,609,536.35
Fire Protection	124,416.89	Prior Years Surplus Appropriated	1,000,000.00	Total Taxes Billed	19,819,952.79
Police Protection	834,089.00	REVENUES TOTAL	22,579,889.84	1990 TAXES COLLECTED	18,599,568.70
Civil Defense & Disaster Control	2,000.00	Reserve For Uncollected Taxes	747,133.04	1990 Taxes Cancelled, Abated or Adjusted	235,727.68
Environmental Inspection & Control	157,545.00	CAPITAL OUTLAY TOTAL	345,428.50	Transfer to Tax Title Liens or Foreclosed	66,892.27
Other Public Safety				Balance Outstanding Dec. 31, 1990	917,764.14
PUBLIC WORKS				PRIOR YEARS TAXES OUTSTANDING	
Streets and Drainage	476,752.00	Public Enterprises		Balance January 1, 1990	458,176.92
Sewers and Sewage Processing	14,879.19	Recreation-Culture	23,580.72	Collected in 1990	426,402.26
Garbage and Trash Disposal	13,604.00	Public Works	265.17	Cancelled, Abated or Adjusted 1990	243.34
Public Buildings and Grounds	67,648.27	Buildings and Grounds	321,582.61	Transfers to Tax Title Liens or Foreclosed	21,748.61
Other Public Works		Library and Education		Balance December 31, 1990	9,782.71
HEALTH and WELFARE		Conservation		TAX TITLE LIENS OUTSTANDING	
Health Services Except Environmental	61,126.25	All Other		Balance January 1, 1990	142,901.95
Welfare-Public Assistance	7,000.00	CAPITAL DEBT AUTHORIZED, DECEMBER 31, 1990		Transfer From Taxes	89,921.94
Hospital, Clinics, First Aid		ISSUED AND UNISSUED		Redeemed in 1990	106,278.58
Animal, Insect, & Rodent Control	5,500.00	School	4,448,746	Cancelled, Abated or Adjusted (1990)	
Other Welfare Services		Self-Liquidating		Transfers to Foreclosed Property	20,473.21
RECREATION and CONSERVATION		Other	6,521,600	Balance December 31, 1990	106,072.10
Beaches and Boardwalks		Total	10,970,346	PROPERTY ACQUIRED BY DEED OR	
Parks, Playgrounds, Shade Trees				FORECLOSURE	
Land Reclamation & Conservation	2,150.00	ISSUED AND OUTSTANDING		Balance January 1, 1990	420,434.93
Other Recreational Services	37,275.00	Schaal	4,448,746.88	Transfers From Taxes or Liens	24,765.07
EDUCATION (excluding schools)		Self-Liquidating		Sale for Cash (1990)	
Libraries		Other	5,480,350.00	Cancelled, Abated or Adjusted (1990)	
Other Educational Services	18,525.00	Total	9,929,096.88	Balance December 31, 1990	445,200.00
STATUTORY EXPENDITURES		EQUALIZED VALUATION BASIS		CURRENT FINANCES DECEMBER 31, 1990	
Pensions & F. L. C. A.	219,439.00	FOR NET DEBT COMPUTATION	1,120,586,812	ASSETS	
Employee Fringe Benefits	156,810.00	REAL PROPERTY VALUATIONS		Cash Dec. 31, 1990	9,480,736.00
Other Statutory Expenditures		Code Class # of Parcels % VAL'N		Taxes Receivable	927,546.85
CETA And Other Public Employment Programs		1 Vacant Land 315 5.30	61,988,550.00	Tax Title Liens	106,072.10
MUNICIPAL FUNCTIONS TOTAL	3,615,110.82	2 Residential 3171 61.92	724,312,100.00	Foreclosed Property	445,200.00
CAPITAL IMPROVEMENTS *MEMO*	162,000.00	3 Farm 408 4.31	50,400,200.00	Emergencies & Other Deferred Charges	191,726.00
DEBT SERVICE		4a Commercial 233 11.78	137,827,714.00	State and Federal Aid Receivable	
Principal Payments	293,278.44	4b Industrial 11 16.47	192,717,800.00	Other Receivables	74,857.05
Interest Payments	406,498.13	4c Apartments 4 .22	2,584,900.00	Total	11,226,138.00
DEFERRED CHARGES	56,657.73	Total 4142	1,169,831,264.00	LIABILITIES, RESERVES, AND SURPLUS	
SCHOOL, COUNTY, SPECIAL DISTRICT TAXES	17,219,332.88	Land Area 30.06 Sq. Miles		Cash Liabilities	7,491,595.00
RESERVE FOR UNCOLLECTED TAXES	747,133.04	Net Valuation Taxable-Municipal	1,177,319,131	Reserves for Receivables	1,553,676.00
EXPENDITURES TOTAL	22,338,011.04	Net Valuation Taxable-County	1,224,543,697	Surplus Dec. 31, 1990	2,180,867.00
		State Equalized Valuation	1,132,541,977	Total	11,226,138.00
		State Equalization Ratio	103.98		

Population 1980 **8,164**  
 Population 1990 **8,094**  
 S & P Rating **A**  
 Moody Rating **A1**

General Tax Rate Per \$100. **4.29**  
 State Equalized Tax Rate **1.68**

**CLOSTER BOROUGH - BERGEN COUNTY**  
**Form of Government**  
**Borough Council**  
**Number of Members - 6**

PER CAPITA:  
 Gross Debt **1,959.26**  
 Net Debt **706.76**  
 Debt Service **116.35**  
 Total Tax Levy **1,888.77**  
 Municipal Expenditures **862.97**

PER CENT:  
 Gross Debt **1.83**  
 Net Debt **.66**  
 Tax Levy Collected **97.24**  
 Tax Levy Cancelled, Abated or Adjusted **.24**

EXPENDITURES		REVENUES-REALIZED		1990 PROPERTY TAX	
<b>GENERAL GOVERNMENT</b>				<b>STATE EQUALIZED TAX RATE</b>	
Governing Body & Public Boards		1990 Property Taxes Collected	<b>14,877,699.00</b>	Local District School Taxes	<b>.62</b>
Municipal Clerk	<b>95,600.00</b>	1990 Payments in Lieu of Taxes		Regional & Consolidated School Tax	<b>.38</b>
Financial Administration	<b>192,081.00</b>	Delinquent Tax & Lien Collections	<b>310,232.00</b>	School Taxes in Municipal Budget	
Assessment of Taxes	<b>197,944.00</b>	Business Personalty Replacement Taxes	<b>94,024.00</b>	County Taxes	<b>.24</b>
Collection of Taxes	<b>5,500.00</b>	Taxes from Public Utilities	<b>1,211,547.00</b>	County Library Taxes	
Planning, Housing & Development	<b>49,025.00</b>	Other Miscellaneous Tax Revenues		Local Municipal Purpose Taxes	<b>.45</b>
Human Resources	<b>7,534.00</b>	State Aid Revenues	<b>99,922.00</b>	Veteran & Senior Citizen Taxes	
Elections	<b>2,000.00</b>	Federal Aid Revenues		Total Taxes for Rate Computation	<b>1.69</b>
General Administration (other)	<b>452,024.00</b>	State and Local Fiscal Assistance Act Utilized		Special District Taxes	
<b>JUDICIARY</b>		Sole of Acquired Property		Bank Corp. Taxes	
Municipal Courts	<b>51,720.00</b>	Other Miscellaneous Revenues	<b>707,377.00</b>	Added and Omitted Taxes	<b>60,802.00</b>
<b>PUBLIC SAFETY</b>		Total	<b>17,300,801.00</b>	Total Taxes Levied - ABSTRACT	<b>15,287,688.17</b>
Fire Protection	<b>146,526.00</b>	Prior Years Surplus Appropriated	<b>650,000.00</b>	Total Taxes Billed	<b>15,299,711.00</b>
Police Protection	<b>1,175,209.00</b>	REVENUES TOTAL	<b>17,950,801.00</b>	1990 TAXES COLLECTED	<b>14,877,699.00</b>
Civil Defense & Disaster Control	<b>8,500.00</b>	Reserve For Uncollected Taxes	<b>496,560.00</b>	1990 Taxes Cancelled, Abated or Adjusted	<b>36,991.00</b>
Environmental Inspection & Control	<b>46,678.00</b>	<b>CAPITAL OUTLAY TOTAL</b>	<b>195,122.00</b>	Transfer to Tax Title Liens or Foreclosed	<b>176.00</b>
Other Public Safety				Balance Outstanding Dec. 31, 1990	<b>384,845.00</b>
<b>PUBLIC WORKS</b>				<b>PRIOR YEARS TAXES OUTSTANDING</b>	
Streets and Drainage	<b>537,200.00</b>	Public Enterprises		Balance January 1, 1990	<b>310,396.00</b>
Sewers and Sewage Processing	<b>460,437.01</b>	Recreation-Culture		Collected in 1990	<b>310,232.00</b>
Garbage and Trash Disposal	<b>865,000.00</b>	Public Works	<b>37,277.00</b>	Cancelled, Abated or Adjusted 1990	
Public Buildings and Grounds	<b>37,049.00</b>	Buildings and Grounds	<b>157,845.00</b>	Transfers to Tax Title Liens or Foreclosed	<b>164.00</b>
Other Public Works	<b>70,000.00</b>	Library and Education		Balance December 31, 1990	
<b>HEALTH and WELFARE</b>		Conservation		<b>TAX TITLE LIENS OUTSTANDING</b>	
Health Services Except Environmental	<b>83,639.00</b>	All Other		Balance January 1, 1990	
Welfare-Public Assistance	<b>7,494.00</b>	<b>CAPITAL DEBT AUTHORIZED, DECEMBER 31, 1990</b>		Transfer From Taxes	<b>374.00</b>
Hospital, Clinics, First Aid		ISSUED AND UNISSUED		Redeemed in 1990	
Animal, Insect, & Rodent Control		School	<b>9,902,000</b>	Cancelled, Abated or Adjusted (1990)	
Other Welfare Services		Self-Liquidating		Transfers to Foreclosed Property	
<b>RECREATION and CONSERVATION</b>		Other	<b>5,956,273</b>	Balance December 31, 1990	<b>374.00</b>
Beaches and Boardwalks	<b>28,295.00</b>	Total	<b>15,858,273</b>	<b>PROPERTY ACQUIRED BY DEED OR FORECLOSURE</b>	
Parks, Playgrounds, Shade Trees	<b>24,450.00</b>	ISSUED AND OUTSTANDING		Balance January 1, 1990	<b>130,531.00</b>
Land Reclamation & Conservation	<b>62,572.00</b>	School		Transfers From Taxes or Liens	
Other Recreational Services		Self-Liquidating		Sole for Cash (1990)	
<b>EDUCATION (excluding schools)</b>		Other	<b>5,069,388.00</b>	Cancelled, Abated or Adjusted (1990)	
Libraries	<b>221,289.00</b>	Total	<b>5,069,388.00</b>	Balance December 31, 1990	<b>130,531.00</b>
Other Educational Services	<b>500.00</b>	<b>EQUALIZED VALUATION BASIS</b>		<b>CURRENT FINANCES DECEMBER 31, 1990</b>	
<b>STATUTORY EXPENDITURES</b>		<b>FOR NET DEBT COMPUTATION</b>	<b>865,846,675</b>	<b>ASSETS</b>	
Pensions & F. I. C. A.	<b>336,130.00</b>	<b>REAL PROPERTY VALUATIONS</b>		Cash Dec. 31, 1990	<b>1,797,627.00</b>
Employee Fringe Benefits	<b>364,837.00</b>	Code Class # of Parcels % VAL'N		Taxes Receivable	<b>384,845.00</b>
Other Statutory Expenditures	<b>11,500.00</b>	1 Vocont Lond 141 2.25	<b>7,904,800.00</b>	Tax Title Liens	<b>374.00</b>
<b>CETA And Other Public Employment Programs</b>		2 Residential 2637 84.06	<b>295,685,600.00</b>	Foreclosed Property	<b>130,531.00</b>
<b>MUNICIPAL FUNCTIONS</b>	<b>5,540,783.01</b>	3 Farm 7 .14	<b>494,700.00</b>	Emergencies & Other Deferred Charges	<b>191,000.00</b>
<b>CAPITAL IMPROVEMENTS</b>	<b>*MEMO*</b>	4a Commercial 125 11.57	<b>40,685,800.00</b>	State and Federal Aid Receivable	<b>968.00</b>
<b>DEBT SERVICE</b>		4b Industrial 7 1.97	<b>6,922,300.00</b>	Other Receivables	<b>2,088.00</b>
Principal Payments	<b>585,904.00</b>	4c Apartments 1 .02	<b>80,600.00</b>	Total	<b>2,507,433.00</b>
Interest Payments	<b>355,820.00</b>	Total 2918	<b>351,773,800.00</b>	<b>LIABILITIES, RESERVES, AND SURPLUS</b>	
<b>DEFERRED CHARGES</b>	<b>5,800.00</b>	Land Area 3.17 Sq. Miles		Cash Liabilities	<b>1,029,327.00</b>
<b>SCHOOL, COUNTY, SPECIAL DISTRICT TAXES</b>	<b>11,198,158.17</b>	Net Valuation Taxable-Municipal	<b>355,219,332</b>	Reserves for Receivables	<b>517,838.00</b>
<b>RESERVE FOR UNCOLLECTED TAXES</b>	<b>496,560.00</b>	Net Valuation Taxable-County	<b>910,165,476</b>	Surplus Dec. 31, 1990	<b>960,268.00</b>
<b>EXPENDITURES TOTAL</b>	<b>18,183,025.18</b>	State Equalized Valuation	<b>899,912,912</b>	Total	<b>2,507,433.00</b>
		State Equalization Ratio	<b>39.24</b>		



Population 1980 15,838  
 Population 1990 15,289  
 S & P Rating  
 Moody Rating A

General Tax Rate Per \$100. 4.78  
 State Equalized Tax Rate 2.59

**COLLINGSWOOD BOROUGH - CAMDEN CO.**  
 Form of Government  
 Commission (1911)  
 Number of Members - 3

PER CAPITA:  
 Gross Debt 300.73  
 Net Debt 129.04  
 Debt Service 14.83  
 Total Tax Levy 828.92  
 Municipal Expenditures 344.94

PER CENT:  
 Gross Debt 1.06  
 Net Debt .46  
 Tax Levy Collected 96.99  
 Tax Levy Cancelled, Abated or Adjusted .13

EXPENDITURES		REVENUES-REALIZED		1990 PROPERTY TAX	
<b>GENERAL GOVERNMENT</b>				<b>STATE EQUALIZED TAX RATE</b>	
Governing Body & Public Boards	7,471.00	1990 Property Taxes Collected		Local District School Taxes	1.07
Municipal Clerk		1990 Payments in Lieu of Taxes		Regional & Consolidated School Tax	5,252,127.89
Financial Administration		Delinquent Tax & Lien Collections		School Taxes in Municipal Budget	
Assessment of Taxes	22,880.50	Business Personalty Replacement Taxes		County Taxes	.87
Collection of Taxes	68,105.35	Taxes from Public Utilities		County Library Taxes	4,241,330.50
Planning, Housing & Development	14,019.42	Other Miscellaneous Tax Revenues		Local Municipal Purpose Taxes	.65
Human Resources	90,166.29	State Aid Revenues		Veteran & Senior Citizen Taxes	3,160,000.00
Elections	8,100.00	Federal Aid Revenues		Total Taxes for Rate Computation	2.59
General Administration (other)	349,205.20	State and Local Fiscal Assistance Act Utilized		Special District Taxes	12,823,658.39
<b>JUDICIARY</b>		Sale of Acquired Property		Bank Corp. Taxes	
Municipal Courts	74,133.61	Other Miscellaneous Revenues		Added and Omitted Taxes	19,963.75
<b>PUBLIC SAFETY</b>		Total		Total Taxes Levied - ABSTRACT	12,673,422.14
Fire Protection	434,384.31	Prior Years Surplus Appropriated		Total Taxes Billed	12,677,712.74
Police Protection	1,092,806.66	REVENUES TOTAL		1990 TAXES COLLECTED	12,296,658.19
Civil Defense & Disaster Control	500.00	Reserve For Uncollected Taxes		1990 Taxes Cancelled, Abated or Adjusted	15,972.69
Environmental Inspection & Control	64,789.66	<b>CAPITAL OUTLAY TOTAL</b>		Transfer to Tax Title Liens or Foreclosed	7,514.66
Other Public Safety				Balance Outstanding Dec. 31, 1990	357,567.20
<b>PUBLIC WORKS</b>		Public Enterprises		<b>PRIOR YEARS TAXES OUTSTANDING</b>	
Streets and Drainage	455,062.00	Recreation-Culture		Balance January 1, 1990	274,586.16
Sewers and Sewage Processing		Public Works		Collected in 1990	264,794.42
Garbage and Trash Disposal	754,073.00	Buildings and Grounds		Cancelled, Abated or Adjusted 1990	1,131.73
Public Buildings and Grounds	42,725.14	Library and Education		Transfers to Tax Title Liens or Foreclosed	
Other Public Works		Conservation		Balance December 31, 1990	8,660.01
<b>HEALTH and WELFARE</b>		All Other		<b>TAX TITLE LIENS OUTSTANDING</b>	
Health Services Except Environmental	225.00	<b>CAPITAL DEBT AUTHORIZED, DECEMBER 31, 1990</b>		Balance January 1, 1990	25,988.82
Welfare-Public Assistance	39,571.40	<b>ISSUED AND UNISSUED GROSS DEBT NET DEBT</b>		Transfer From Taxes	7,514.66
Hospital, Clinics, First Aid		School 1,095,492		Redeemed in 1990	9,427.18
Animal, Insect, & Rodent Control	5,200.00	Self-Liquidating 1,741,650		Cancelled, Abated or Adjusted (1990)	
Other Welfare Services		Other 1,760,675		Transfers to Foreclosed Property	
<b>RECREATION and CONSERVATION</b>		Total 4,597,817		Balance December 31, 1990	24,076.30
Beaches and Boardwalks		<b>ISSUED AND OUTSTANDING</b>		<b>PROPERTY ACQUIRED BY DEED OR FORECLOSURE</b>	
Parks, Playgrounds, Shade Trees	85,273.99	School 1,095,492.97		Balance January 1, 1990	19,550.00
Land Reclamation & Conservation	250.00	Self-Liquidating 1,675,250.00		Transfers From Taxes or Liens	
Other Recreational Services	71,112.10	Other 1,760,675.00		Sale for Cash (1990)	
<b>EDUCATION (excluding schools)</b>		Total 4,531,417.97		Cancelled, Abated or Adjusted (1990)	
Libraries	212,518.11	<b>EQUALIZED VALUATION BASIS FOR NET DEBT COMPUTATION</b>		Balance December 31, 1990	19,550.00
Other Educational Services	7,250.00	<b>REAL PROPERTY VALUATIONS</b>		<b>CURRENT FINANCES DECEMBER 31, 1990</b>	
<b>STATUTORY EXPENDITURES</b>				<b>ASSETS</b>	
Pensions & F. L. C. A.	392,365.00	Code Class # of Parcels % VAL'N		Cash Dec. 31, 1990	1,369,661.87
Employee Fringe Benefits	310,282.00	1 Vacant Land 147 .72		Taxes Receivable	366,227.21
Other Statutory Expenditures		2 Residential 3957 75.32		Tax Title Liens	24,076.30
<b>CETA And Other Public Employment Programs</b>		3 Farm 353 14.13		Foreclosed Property	19,550.00
<b>MUNICIPAL FUNCTIONS TOTAL</b>		4a Commercial 259,714,600.00		Emergencies & Other Deferred Charges	33.14
<b>CAPITAL IMPROVEMENTS *MEMO*</b>		4b Industrial 25,538,500.00		State and Federal Aid Receivable	59,082.01
<b>DEBT SERVICE</b>		4c Apartments 41 9.83		Other Receivables	132,078.74
Principal Payments	100,000.00	Total 4498		Total	1,970,709.27
Interest Payments	126,810.36	Land Area 1.86 Sq. Miles		<b>LIABILITIES, RESERVES, AND SURPLUS</b>	
<b>DEFERRED CHARGES</b>		Net Valuation Taxable-Municipal		Cash Liabilities	648,227.87
SCHOOL, COUNTY, SPECIAL DISTRICT TAXES	9,493,458.39	Net Valuation Taxable-County		Reserves for Receivables	493,655.12
RESERVE FOR UNCOLLECTED TAXES	440,726.08	State Equalized Valuation		Surplus Dec. 31, 1990	828,826.28
EXPENDITURES TOTAL	14,767,196.05	State Equalization Ratio		Total	1,970,709.27



1309

Population 1980 7,888  
 Population 1990 8,559  
 S & P Rating AA-  
 Moody Rating A1

General Tax Rate Per \$100. 1.36  
 State Equalized Tax Rate 1.34

COLTS NECK TOWNSHIP - MONMOUTH CO.  
 Form of Government  
 Township Committee  
 Number of Members - 5

PER CAPITA:  
 Gross Debt 970.35  
 Net Debt 521.78  
 Debt Service 32.48  
 Total Tax Levy 1,491.50  
 Municipal Expenditures 641.53

PER CENT:  
 Gross Debt .95  
 Net Debt .51  
 Tax Levy Collected 95.56  
 Tax Levy Cancelled, Abated or Adjusted

EXPENDITURES		REVENUES-REALIZED		1990 PROPERTY TAX	
<b>GENERAL GOVERNMENT</b>				STATE EQUALIZED TAX RATE	
Governing Body & Public Boards		1990 Property Taxes Collected	12,199,036.94	Local District School Taxes	.52
Municipal Clerk		1990 Payments in Lieu of Taxes		Regional & Consolidated School Tax	.24
Financial Administration	47,330.00	Delinquent Tax & Lien Collections	400,619.13	School Taxes in Municipal Budget	
Assessment of Taxes	36,863.00	Business Personalty Replacement Taxes	62,268.72	County Taxes	.40 *
Collection of Taxes	67,609.00	Taxes from Public Utilities	1,120,085.00	County Library Taxes	.01
Planning, Housing & Development	97,096.00	Other Miscellaneous Tax Revenues		Local Municipal Purpose Taxes	.17
Human Resources	34,751.00	State Aid Revenues	14,614.00	Veteran & Senior Citizen Taxes	
Elections	2,425.00	Federal Aid Revenues		Total Taxes for Rate Computation	1.34
General Administration (other)	802,822.70	State and Local Fiscal Assistance Act Utilized		Special District Taxes	
<b>JUDICIARY</b>		Sale of Acquired Property		Bank Corp. Taxes	
Municipal Courts	129,107.00	Other Miscellaneous Revenues	896,848.39	Added and Omitted Taxes	155,147.67
<b>PUBLIC SAFETY</b>		Total	14,693,472.18	Total Taxes Levied - ABSTRACT	12,765,785.95
Fire Protection	91,407.30	Prior Years Surplus Appropriated	1,900,250.00	Total Taxes Billed	12,765,785.95
Police Protection	871,489.00	REVENUES TOTAL	16,593,722.18	1990 TAXES COLLECTED	12,199,036.94
Civil Defense & Disaster Control	1,000.00	Reserve For Uncollected Taxes	543,238.00	1990 Taxes Cancelled, Abated or Adjusted	
Environmental Inspection & Control	35,048.00	<b>CAPITAL OUTLAY</b>	<b>TOTAL</b>	Transfer to Tax Title Liens or Foreclosed	
Other Public Safety			197,276.55	Balance Outstanding Dec. 31, 1990	566,749.01
<b>PUBLIC WORKS</b>		Public Enterprises		<b>PRIOR YEARS TAXES OUTSTANDING</b>	
Streets and Drainage	1,041,283.00	Recreation-Culture	9,098.90	Balance January 1, 1990	414,817.92
Sewers and Sewage Processing		Public Works	319.20	Collected in 1990	399,547.56
Garbage and Trash Disposal	130,570.00	Buildings and Grounds	187,858.45	Cancelled, Abated or Adjusted 1990	
Public Buildings and Grounds		Library and Education		Transfers to Tax Title Liens or Foreclosed	
Other Public Works		Conservation		Balance December 31, 1990	15,270.36
<b>HEALTH and WELFARE</b>		All Other		<b>TAX TITLE LIENS OUTSTANDING</b>	
Health Services Except Environmental	60,095.00	<b>CAPITAL DEBT AUTHORIZED, DECEMBER 31, 1990</b>		Balance January 1, 1990	128,115.61
Welfare-Public Assistance	66,033.09	ISSUED AND UNISSUED	GROSS DEBT	Transfer From Taxes	
Hospital, Clinics, First Aid		School	3,839,258	Redeemed in 1990	1,071.57
Animal, Insect, & Rodent Control		Self-Liquidating		Cancelled, Abated or Adjusted (1990)	
Other Welfare Services		Other	4,465,930	Transfers to Foreclosed Property	
<b>RECREATION and CONSERVATION</b>		Total	8,305,188	Balance December 31, 1990	127,044.04
Beaches and Boardwalks	39,782.00	<b>ISSUED AND OUTSTANDING</b>		<b>PROPERTY ACQUIRED BY DEED OR FORECLOSURE</b>	
Parks, Playgrounds, Shade Trees	46,464.00	School	3,839,258.07	Balance January 1, 1990	
Land Reclamation & Conservation	173,667.00	Self-Liquidating		Transfers From Taxes or Liens	
Other Recreational Services		Other	3,402,418.00	Sale for Cash (1990)	
<b>EDUCATION (excluding schools)</b>		Total	7,241,676.07	Cancelled, Abated or Adjusted (1990)	
Libraries	11,000.00	<b>EQUALIZED VALUATION BASIS</b>		Balance December 31, 1990	
Other Educational Services	618,250.00	<b>FOR NET DEBT COMPUTATION</b>	872,084,800	<b>CURRENT FINANCES DECEMBER 31, 1990</b>	
<b>STATUTORY EXPENDITURES</b>		<b>REAL PROPERTY VALUATIONS</b>		<b>ASSETS</b>	
Pensions & F. I. C. A.	213,850.91	Code Class # of Parcels % VAL'N	ASSESSED VALUATION	Cash Dec. 31, 1990	4,142,556.85
Employee Fringe Benefits		1 Vacant Land 266 3.93	36,296,200.00	Taxes Receivable	592,019.37
Other Statutory Expenditures		2 Residential 2059 77.47	714,626,900.00	Tax Title Liens	127,044.04
<b>CETA And Other Public Employment Programs</b>		3 Farm 642 13.82	127,429,700.00	Foreclosed Property	
<b>MUNICIPAL FUNCTIONS</b>		4a Commercial 64 4.79	44,146,600.00	Emergencies & Other Deferred Charges	36,760.00
<b>CAPITAL IMPROVEMENTS</b>	84,075.00	4b Industrial		State and Federal Aid Receivable	
<b>DEBT SERVICE</b>		4c Apartments		Other Receivables	194,617.00
Principal Payments	56,000.00	Total 3031	922,499,400.00	Total	5,072,997.26
Interest Payments	221,954.46	Land Area 31.70 Sq. Miles		<b>LIABILITIES, RESERVES, AND SURPLUS</b>	
<b>DEFERRED CHARGES</b>	51,731.09	Net Valuation Taxable-Municipal	926,953,453	Cash Liabilities	3,129,498.33
<b>SCHOOL, COUNTY, SPECIAL DISTRICT TAXES</b>	11,001,278.28	Net Valuation Taxable-County	905,251,552	Reserves for Receivables	893,680.41
<b>RESERVE FOR UNCOLLECTED TAXES</b>	543,238.00	State Equalized Valuation	942,334,090	Surplus Dec. 31, 1990	1,049,818.02
<b>EXPENDITURES</b>	16,492,144.83	State Equalization Ratio	98.36	Total	5,072,997.26

0602

Population 1980 4,674  
 Population 1990 5,026  
 S & P Rating  
 Moody Rating

General Tax Rate Per \$100. 3.18  
 State Equalized Tax Rate 2.95

**COMMERCIAL TWP. - CUMBERLAND CO.**  
 Form of Government  
 Township Committee  
 Number of Members - 3

PER CAPITA:  
 Gross Debt 145.69  
 Net Debt 81.23  
 Debt Service 14.38  
 Total Tax Levy 718.61  
 Municipal Expenditures 489.66

PER CENT:  
 Gross Debt .76  
 Net Debt .42  
 Tax Levy Collected 80.22  
 Tax Levy Cancelled, Abated or Adjusted 1.00

EXPENDITURES		REVENUES-REALIZED		1990 PROPERTY TAX	
<b>GENERAL GOVERNMENT</b>				<b>STATE EQUALIZED TAX RATE</b>	
Governing Body & Public Boards		1990 Property Taxes Collected	2,808,015.00	Local District School Taxes	1.22
Municipal Clerk	5,000.00	1990 Payments in Lieu of Taxes		Regional & Consolidated School Tax	
Financial Administration	35,961.00	Delinquent Tax & Lien Collections	455,160.00	School Taxes in Municipal Budget	
Assessment of Taxes	10,900.00	Business Personalty Replacement Taxes	39,468.00	County Taxes	.96 *
Collection of Taxes	44,000.00	Taxes from Public Utilities	284,622.00	County Library Taxes	
Planning, Housing & Development	25,800.00	Other Miscellaneous Tax Revenues		Local Municipal Purpose Taxes	.77
Human Resources	10,808.00	State Aid Revenues	261,971.00	Veteran & Senior Citizen Taxes	
Elections	3,100.00	Federal Aid Revenues	387,189.00	Total Taxes for Rate Computation	2.95
General Administration (other)	195,200.00	State and Local Fiscal Assistance Act Utilized		Special District Taxes	
<b>JUDICIARY</b>		Sale of Acquired Property		Bank Corp. Taxes	
Municipal Courts	39,000.00	Other Miscellaneous Revenues	370,535.00	Added and Omitted Taxes	51,484.00
<b>PUBLIC SAFETY</b>		Total	4,606,960.00	Total Taxes Levied - ABSTRACT	3,611,709.30
Fire Protection	1,200.00	Prior Years Surplus Appropriated		Total Taxes Billed	3,500,406.00
Police Protection	3,500.00	REVENUES TOTAL	4,606,960.00	1990 TAXES COLLECTED	2,808,015.00
Civil Defense & Disaster Control	2,100.00	Reserve For Uncollected Taxes	732,903.00	1990 Taxes Cancelled, Abated or Adjusted	35,097.00
Environmental Inspection & Control	16,700.00	<b>CAPITAL OUTLAY TOTAL</b>		Transfer to Tax Title Liens or Foreclosed	163,861.00
Other Public Safety				Balance Outstanding Dec. 31, 1990	493,433.00
<b>PUBLIC WORKS</b>				<b>PRIOR YEARS TAXES OUTSTANDING</b>	
Streets and Drainage	632,998.00	Public Enterprises		Balance January 1, 1990	509,544.00
Sewers and Sewage Processing	20,400.00	Recreation-Culture		Collected in 1990	401,096.00
Garbage and Trash Disposal	209,500.00	Public Works	42,400.00	Cancelled, Abated or Adjusted 1990	23,480.00
Public Buildings and Grounds	50,000.00	Buildings and Grounds		Transfers to Tax Title Liens or Foreclosed	62,346.00
Other Public Works		Library and Education		Balance December 31, 1990	22,622.00
<b>HEALTH and WELFARE</b>		Conservation		<b>TAX TITLE LIENS OUTSTANDING</b>	
Health Services Except Environmental	100.00	All Other		Balance January 1, 1990	211,503.00
Welfare-Public Assistance	23,600.00	<b>CAPITAL DEBT AUTHORIZED, DECEMBER 31, 1990</b>		Transfer From Taxes	235,089.00
Hospital, Clinics, First Aid		ISSUED AND UNISSUED	GROSS DEBT	Redeemed in 1990	56,662.00
Animal, Insect, & Rodent Control	10,500.00	School	324,000	Cancelled, Abated or Adjusted (1990)	
Other Welfare Services		Self-Liquidating		Transfers to Foreclosed Property	
<b>RECREATION and CONSERVATION</b>		Other	408,250	Balance December 31, 1990	389,930.00
Beaches and Boardwalks		Total	732,250	PROPERTY ACQUIRED BY DEED OR FORECLOSURE	
Parks, Playgrounds, Shade Trees	6,000.00	<b>ISSUED AND OUTSTANDING</b>		Balance January 1, 1990	261,856.00
Land Reclamation & Conservation		School		Transfers From Taxes or Liens	
Other Recreational Services		Self-Liquidating		Sale for Cash (1990)	
<b>EDUCATION (excluding schools)</b>		Other		Cancelled, Abated or Adjusted (1990)	
Libraries		Total	450,250.00	Balance December 31, 1990	261,856.00
Other Educational Services		<b>EQUALIZED VALUATION BASIS</b>		<b>CURRENT FINANCES DECEMBER 31, 1990</b>	
<b>STATUTORY EXPENDITURES</b>		<b>FOR NET DEBT COMPUTATION</b>		<b>ASSETS</b>	
Pensions & F. I. C. A.	33,310.00	<b>REAL PROPERTY VALUATIONS</b>		Cash Dec. 31, 1990	1,419,211.00
Employee Fringe Benefits	49,000.00	Code	Class	# of Parcels	% VAL'N
Other Statutory Expenditures	1,120.00	1	Vacant Land	2394	9.97
CETA And Other Public Employment Programs		2	Residential	1963	76.48
<b>MUNICIPAL FUNCTIONS TOTAL</b>		3	Farm	140	2.90
CAPITAL IMPROVEMENTS *MEMO*	50,000.00	4a	Commercial	72	4.00
<b>DEBT SERVICE</b>		4b	Industrial	18	6.59
Principal Payments	35,000.00	4c	Apartments	1	.06
Interest Payments	37,297.00	Total	4588		
<b>DEFERRED CHARGES</b>		Land Area	34.00	Sq. Miles	
SCHOOL, COUNTY, SPECIAL DISTRICT TAXES	2,681,475.30	Net Valuation Taxable-Municipal			105,864,799
RESERVE FOR UNCOLLECTED TAXES	732,903.00	Net Valuation Taxable-County			96,000,226
EXPENDITURES TOTAL	5,142,525.30	State Equalized Valuation			113,947,633
		State Equalization Ratio			92.68

\*Includes County Health Service Taxes, County Vocational School Taxes, or County Open Space Tax. See Table 13.



0106  
 Population 1980 254  
 Population 1990 412  
 S & P Rating  
 Moody Rating

General Tax Rate Per \$100. 2.08  
 State Equalized Tax Rate 1.59

CORBIN CITY CITY - ATLANTIC COUNTY  
 Form of Government  
 Special Charter (P.L. 1922 c. 56)  
 Number of Members - 3

PER CAPITA:  
 Gross Debt 861.65  
 Net Debt  
 Debt Service 55.36  
 Total Tax Levy 716.16  
 Municipal Expenditures 636.21  
 PER CENT:  
 Gross Debt 2.26  
 Net Debt  
 Tax Levy Collected 93.02  
 Tax Levy Cancelled, Abated or Adjusted

EXPENDITURES		REVENUES-REALIZED		1990 PROPERTY TAX		
GENERAL GOVERNMENT				STATE EQUALIZED TAX RATE		
Governing Body & Public Boords		1990 Property Taxes Collected	245,036.57	Local District School Taxes	140,000.00	
Municipol Clerk		1990 Poyments in Lieu of Taxes		Regional & Consolidated School Tax		
Finoncial Administration	10,622.25	Delinquent Tax & Lien Collections	27,555.70	School Taxes in Municipal Budget		
Assessment of Taxes	6,400.00	Business Personolty Replacement Taxes	2,004.80	County Taxes	80,471.01	
Collection of Taxes	6,870.00	Toxes from Public Utilities	59,779.00	County Library Taxes	5,521.99	
Planning, Housing & Development	3,350.00	Other Miscellaneous Tax Revenues		Local Municipal Purpose Taxes	61,500.00	
Human Resources		State Aid Revenues	11,774.96	Veteron & Senior Citizen Taxes	6,200.00	
Elections	345.00	Federal Aid Revenues		Total Taxes for Rote Computation	293,692.99	
General Administration (other)	58,906.66	State and Local Fiscol Assistance Act Utilized		Special District Taxes		
JUDICIARY		State and Local Fiscol Assistance Act Utilized		Bank Corp. Taxes		
Municipol Courts	12,263.00	Sole of Acquired Property		Added and Omitted Taxes	7,566.01	
PUBLIC SAFETY		Other Miscellaneous Revenues	62,158.29	Total Taxes Levied - ABSTRACT	295,059.00	
Fire Protection	1,057.01	Total	407,309.32	Total Taxes Billed	295,166.59	
Police Protection	953.00	Prior Years Surplus Appropriated	80,000.00	1990 TAXES COLLECTED	245,036.57	
Civil Defense & Disaster Control	840.00	REVENUES TOTAL	487,309.32	1990 Taxes Cancelled, Aboted or Adjusted		
Environmental Inspection & Control		Reserve For Uncollected Toxes	44,471.00	Transfer to Tox Title Liens or Foreclosed	12,900.01	
Other Public Sofety		CAPITAL OUTLAY TOTAL		Balance Outstanding Dec. 31, 1990	37,230.01	
PUBLIC WORKS				PRIOR YEARS TAXES OUTSTANDING		
Streets and Drainage	15,170.00	Public Enterprises		Balance January 1, 1990	34,414.08	
Sewers and Sewoge Processing		Recreation—Culture		Collected in 1990	27,532.92	
Gorbage and Trosh Disposol	40,000.00	Public Works		Cancelled, Aboted or Adjusted 1990		
Public Buildings and Grounds	8,203.00	Buildings and Grounds		Transfers to Tax Title Liens or Foreclosed	6,331.76	
Other Public Works		Library and Education		Balance December 31, 1990		
HEALTH and WELFARE		Conservation		TAX TITLE LIENS OUTSTANDING		
Health Services Except Environmental	70.00	All Other		Balance January 1, 1990	10,561.63	
Welfore-Public Assistance	15,370.00	CAPITAL DEBT AUTHORIZED, DECEMBER 31, 1990		Transfer From Toxes	20,997.85	
Hospital, Clinics, First Aid		ISSUED AND UNISSUED	GROSS DEBT	Redeemed in 1990	22.78	
Animol, Insect, & Rodent Control	3,226.00	School	355,000	Cancelled, Aboted or Adjusted (1990)		
Other Welfore Services		Self-Liquidoting		Transfers to Foreclosed Property		
RECREATION and CONSERVATION		Other		Balance December 31, 1990	31,536.70	
Beoches and Boordwalks		Total	355,000	PROPERTY ACQUIRED BY DEED OR FORECLOSURE		
Parks, Playgrounds, Shode Trees		ISSUED AND OUTSTANDING		Balance January 1, 1990	10,310.00	
Land Reclomotion & Conservation		School	355,000.00	Transfers From Toxes or Liens		
Other Recreational Services		Self-Liquidoting		Sale for Cosh (1990)		
EDUCATION (excluding schools)		Other		Cancelled, Aboted or Adjusted (1990)		
Libraries		Total	355,000.00	Balance December 31, 1990	10,310.00	
Other Educational Services		EQUALIZED VALUATION BASIS		CURRENT FINANCES DECEMBER 31, 1990		
STATUTORY EXPENDITURES		FOR NET DEBT COMPUTATION		ASSETS		
Pensions & F. L. C. A.	7,050.00	REAL PROPERTY VALUATIONS		Cosh Dec. 31, 1990	274,158.21	
Employee Fringe Benefits	1,800.00	Code	Cross	Taxes Receivable	37,230.01	
Other Statutory Expenditures		# of Parcels	% VAL'N	Tox Title Liens	31,536.70	
CETA And Other Public Employment Programs		1	Vocont Land	133	19.69	2,697,700.00
MUNICIPAL FUNCTIONS		2	Residential	164	69.37	9,503,800.00
CAPITAL IMPROVEMENTS	*MEMO*	3	Form	10	1.07	145,600.00
DEBT SERVICE		4a	Commercial	10	9.87	1,352,300.00
Principal Payments		4b	Industrial			
Interest Payments	22,810.07	4c	Apartments			
TYPE I SCHL DEBT *MEMO	22,810.07	Total	317			13,699,400.00
DEFERRED CHARGES	2,300.00	Land Areo 8.30 Sq. Miles		LIABILITIES, RESERVES, AND SURPLUS		
SCHOOL, COUNTY, SPECIAL DISTRICT TAXES	225,992.99	Net Voluation Toxoble-Municipol	13,813,669	Cosh Liabilities	111,728.66	
RESERVE FOR UNCOLLECTED TAXES	44,471.00	Net Voluation Toxoble-County	16,861,593	Reserves for Receivables	81,494.81	
EXPENDITURES	488,109.98	State Equalized Valuation	17,982,275	Surplus Dec. 31, 1990	162,987.81	
TOTAL		State Equalization Rotio	76.67	Total	356,211.28	



Population 1980 1,927  
 Population 1990 2,500  
 S & P Rating  
 Moody Rating

General Tax Rate Per \$100. 2.30  
 State Equalized Tax Rate 1.67

**CRANBURY TOWNSHIP - MIDDLESEX CO.**  
 Form of Government  
 Township Committee  
 Number of Members - 3

PER CAPITA:  
 Gross Debt 657.34  
 Net Debt 657.34  
 Debt Service 94.29  
 Total Tax Levy 2,848.77  
 Municipal Expenditures 1,479.85

PER CENT:  
 Gross Debt .43  
 Net Debt .43  
 Tax Levy Collected 96.75  
 Tax Levy Cancelled, Abated or Adjusted .49

EXPENDITURES		REVENUES-REALIZED		1990 PROPERTY TAX	
<b>GENERAL GOVERNMENT</b>				<b>STATE EQUALIZED TAX RATE</b> <u>1.79</u>	
Governing Body & Public Boards		1990 Property Taxes Collected	6,911,388.39	Local District School Taxes	3,329,192.50
Municipal Clerk		1990 Payments in Lieu of Taxes		Regional & Consolidated School Tax	
Financial Administration	41,100.00	Delinquent Tax & Lien Collections	163,056.24	School Taxes in Municipal Budget	
Assessment of Taxes	20,619.39	Business Personalty Replacement Taxes	140,505.92	County Taxes	1,839,221.96
Collection of Taxes	46,035.00	Taxes from Public Utilities	342,390.00	County Library Taxes	
Planning, Housing & Development	200,425.00	Other Miscellaneous Tax Revenues		Local Municipal Purpose Taxes	1,852,327.00
Human Resources	272,087.32	State Aid Revenues	245,643.03	Veteran & Senior Citizen Taxes	13,650.00
Elections	1,196.24	Federal Aid Revenues		Total Taxes for Rate Computation	7,034,391.46
General Administration (other)	272,819.00	State and Local Fiscal Assistance Act Utilized		Special District Taxes	
<b>JUDICIARY</b>		Sale of Acquired Property		Bank Corp. Taxes	
Municipal Courts	71,200.00	Other Miscellaneous Revenues	1,340,740.72	Added and Omitted Taxes	101,189.94
<b>PUBLIC SAFETY</b>		Total	9,143,724.30	Total Taxes Levied - ABSTRACT	7,121,931.40
Fire Protection	76,629.00	Prior Years Surplus Appropriated	800,000.00	Total Taxes Billed	7,143,556.74
Police Protection	600,031.30	REVENUES TOTAL	9,943,724.30	1990 TAXES COLLECTED	6,911,388.39
Civil Defense & Disaster Control	6,000.00	Reserve For Uncollected Taxes	287,240.00	1990 Taxes Cancelled, Abated or Adjusted	35,203.80
Environmental Inspection & Control	59,362.00	<b>CAPITAL OUTLAY TOTAL</b>	735,625.07	Transfer to Tax Title Liens or Foreclosed	19,108.40
Other Public Safety				Balance Outstanding Dec. 31, 1990	177,856.15
<b>PUBLIC WORKS</b>				<b>PRIOR YEARS TAXES OUTSTANDING</b>	
Streets and Drainage	404,502.50	Public Enterprises	504.00	Balance January 1, 1990	298,613.27
Sewers and Sewage Processing	194,242.22	Recreation-Culture	101,813.14	Collected in 1990	163,056.24
Garbage and Trash Disposal	10,000.00	Public Works	74,955.80	Cancelled, Abated or Adjusted 1990	2,984.10
Public Buildings and Grounds	112,913.53	Buildings and Grounds	559,352.13	Transfers to Tax Title Liens or Foreclosed	40,488.55
Other Public Works		Library and Education		Balance December 31, 1990	92,084.38
<b>HEALTH and WELFARE</b>		Conservation		<b>TAX TITLE LIENS OUTSTANDING</b>	
Health Services Except Environmental	6,655.00	All Other		Balance January 1, 1990	4,711.26
Welfare-Public Assistance	23,370.00	<b>CAPITAL DEBT AUTHORIZED, DECEMBER 31, 1990</b>		Transfer From Taxes	67,474.13
Hospital, Clinics, First Aid	1,650.00	<b>ISSUED AND UNISSUED GROSS DEBT NET DEBT</b>		Redeemed in 1990	
Animal, Insect, & Rodent Control	4,616.68	School		Cancelled, Abated or Adjusted (1990)	
Other Welfare Services		Self-Liquidating		Transfers to Foreclosed Property	
<b>RECREATION and CONSERVATION</b>		Other	1,643,340	Balance December 31, 1990	72,185.39
Beaches and Boardwalks		Total	1,643,340	<b>PROPERTY ACQUIRED BY DEED OR FORECLOSURE</b>	
Parks, Playgrounds, Shade Trees	100,614.00	<b>ISSUED AND OUTSTANDING</b>		Balance January 1, 1990	
Land Reclamation & Conservation	19,830.00	School		Transfers From Taxes or Liens	
Other Recreational Services	13,750.00	Self-Liquidating		Sale for Cash (1990)	
<b>EDUCATION (excluding schools)</b>		Other	1,398,000.00	Cancelled, Abated or Adjusted (1990)	
Libraries	136,917.00	Total	1,398,000.00	Balance December 31, 1990	
Other Educational Services		<b>EQUALIZED VALUATION BASIS FOR NET DEBT COMPUTATION</b>	385,562,778	<b>CURRENT FINANCES DECEMBER 31, 1990</b>	
<b>STATUTORY EXPENDITURES</b>		<b>REAL PROPERTY VALUATIONS</b>		<b>ASSETS</b>	
Pensions & F. I. C. A.	129,065.28	Code Class # of Parcels % VAL'N	ASSESSED VALUATION	Cash Dec. 31, 1990	1,812,121.65
Employee Fringe Benefits	108,000.00	1 Vacant Land 111 5.01	15,273,600.00	Taxes Receivable	269,940.53
Other Statutory Expenditures		2 Residential 733 45.84	139,741,700.00	Tax Title Liens	72,185.39
CETA And Other Public Employment Programs		3 Farm 173 3.94	12,018,800.00	Foreclosed Property	
<b>MUNICIPAL FUNCTIONS TOTAL</b>	2,932,680.46	4a Commercial 76 11.26	34,313,200.00	Emergencies & Other Deferred Charges	
<b>CAPITAL IMPROVEMENTS *MEMO*</b>	175,000.00	4b Industrial 17 33.70	102,737,700.00	State and Federal Aid Receivable	
<b>DEBT SERVICE</b>		4c Apartments 2 .25	755,400.00	Other Receivables	108,879.95
Principal Payments	140,000.00	Total 1112	304,840,400.00	Total	2,263,127.52
Interest Payments	95,715.28	Land Area 13.38 Sq. Miles		<b>LIABILITIES, RESERVES, AND SURPLUS</b>	
<b>DEFERRED CHARGES</b>	244,000.00	Net Valuation Taxable-Municipal	306,189,861	Cash Liabilities	451,301.96
<b>SCHOOL, COUNTY, SPECIAL DISTRICT TAXES</b>	5,163,414.46	Net Valuation Taxable-County	458,756,613	Reserves for Receivables	451,005.87
<b>RESERVE FOR UNCOLLECTED TAXES</b>	287,240.00	State Equalized Valuation	421,760,990	Surplus Dec. 31, 1990	1,360,819.69
<b>EXPENDITURES TOTAL</b>	8,863,050.20	State Equalization Ratio	72.51	Total	2,263,127.52

2003

Population 1980 **24,573**  
 Population 1990 **22,633**  
 S & P Rating  
 Moody Rating **A1**

General Tax Rate Per \$100. **1.80**  
 State Equalized Tax Rate **1.84**

**CRANFORD TOWNSHIP - UNION COUNTY**  
 Form of Government  
 Township Committee  
 Number of Members - 5

PER CAPITA:		PER CENT:	
Gross Debt	<b>599.02</b>	Gross Debt	<b>.76</b>
Net Debt	<b>487.14</b>	Net Debt	<b>.62</b>
Debt Service	<b>48.64</b>	Tax Levy Collected	<b>98.41</b>
Total Tax Levy	<b>1,502.14</b>	Tax Levy Cancelled, Abated or Adjusted	<b>.11</b>
Municipal Expenditures	<b>610.49</b>		

EXPENDITURES		REVENUES-REALIZED		1990 PROPERTY TAX	
<b>GENERAL GOVERNMENT</b>				<b>STATE EQUALIZED TAX RATE</b>	
Governing Body & Public Boards		1990 Property Taxes Collected	<b>33,812,438.88</b>	Local District School Taxes	<b>.95</b>
Municipal Clerk		1990 Payments in Lieu of Taxes	<b>62,664.85</b>	Regional & Consolidated School Tax	
Financial Administration	<b>207,447.00</b>	Delinquent Tax & Lien Collections	<b>385,962.68</b>	School Taxes in Municipal Budget	
Assessment of Taxes	<b>71,840.00</b>	Business Personalty Replacement Taxes	<b>385,464.00</b>	County Taxes	<b>.41</b>
Collection of Taxes	<b>53,056.00</b>	Taxes from Public Utilities	<b>2,377,495.00</b>	County Library Taxes	
Planning, Housing & Development	<b>44,060.00</b>	Other Miscellaneous Tax Revenues		Local Municipal Purpose Taxes	<b>.46</b>
Human Resources	<b>103,437.94</b>	State Aid Revenues	<b>205,631.29</b>	Veteran & Senior Citizen Taxes	
Elections	<b>151,998.00</b>	Federal Aid Revenues		Total Taxes for Rate Computation	<b>1.82</b>
General Administration (other)	<b>1,325,349.00</b>	State and Local Fiscal Assistance Act Utilized		Special District Taxes	
<b>JUDICIARY</b>		Sale of Acquired Property		Bank Corp. Taxes	
Municipal Courts	<b>123,564.00</b>	Other Miscellaneous Revenues	<b>2,007,030.93</b>	Added and Omitted Taxes	
<b>PUBLIC SAFETY</b>		Total	<b>39,236,687.63</b>	Total Taxes Levied - ABSTRACT	
Fire Protection	<b>1,675,928.00</b>	Prior Years Surplus Appropriated	<b>600,000.00</b>	Total Taxes Billed	<b>47,136.16</b>
Police Protection	<b>2,819,096.00</b>	REVENUES TOTAL	<b>39,836,687.63</b>	1990 TAXES COLLECTED	<b>33,997,961.07</b>
Civil Defense & Disaster Control	<b>2,735.00</b>	Reserve For Uncollected Taxes	<b>804,255.00</b>	1990 Taxes Cancelled, Abated or Adjusted	<b>38,848.00</b>
Environmental Inspection & Control	<b>121,500.00</b>	<b>CAPITAL OUTLAY TOTAL</b>	<b>1,085,193.49</b>	Transfer to Tax Title Liens or Foreclosed	<b>5,515.20</b>
Other Public Safety		Public Enterprises	<b>11,395.00</b>	Balance Outstanding Dec. 31, 1990	<b>503,430.30</b>
<b>PUBLIC WORKS</b>		Recreation-Culture	<b>10,315.00</b>	<b>PRIOR YEARS TAXES OUTSTANDING</b>	
Streets and Drainage	<b>885,514.00</b>	Public Works	<b>286,863.72</b>	Balance January 1, 1990	<b>388,416.39</b>
Sewers and Sewage Processing	<b>599,376.00</b>	Buildings and Grounds	<b>590,387.92</b>	Collected in 1990	<b>383,784.35</b>
Gorbage and Trash Disposal	<b>139,542.00</b>	Library and Education	<b>186,231.85</b>	Cancelled, Abated or Adjusted 1990	<b>413.74</b>
Public Buildings and Grounds	<b>381,161.00</b>	Conservation		Transfers to Tax Title Liens or Foreclosed	<b>1,769.36</b>
Other Public Works	<b>86,000.00</b>	All Other		Balance December 31, 1990	<b>2,448.94</b>
<b>HEALTH and WELFARE</b>		<b>CAPITAL DEBT AUTHORIZED, DECEMBER 31, 1990</b>		<b>TAX TITLE LIENS OUTSTANDING</b>	
Health Services Except Environmental	<b>84,194.00</b>	ISSUED AND UNISSUED		Balance January 1, 1990	<b>14,037.70</b>
Welfare-Public Assistance	<b>31,675.00</b>	School	<b>1,781,000.00</b>	Transfer From Taxes	<b>7,475.07</b>
Hospital, Clinics, First Aid		Self-Liquidating	<b>751,000.00</b>	Redeemed in 1990	<b>2,178.33</b>
Animal, Insect, & Rodent Control	<b>8,500.00</b>	Other	<b>11,025,543.00</b>	Cancelled, Abated or Adjusted (1990)	
Other Welfare Services		Total	<b>13,557,543.00</b>	Transfers to Foreclosed Property	
<b>RECREATION and CONSERVATION</b>		ISSUED AND OUTSTANDING		Balance December 31, 1990	<b>19,334.44</b>
Beaches and Boardwalks		School	<b>1,781,000.00</b>	<b>PROPERTY ACQUIRED BY DEED OR FORECLOSURE</b>	
Parks, Playgrounds, Shade Trees	<b>134,993.00</b>	Self-Liquidating	<b>670,000.00</b>	Balance January 1, 1990	<b>3,911,800.00</b>
Land Reclamation & Conservation	<b>257,640.00</b>	Other	<b>9,486,453.22</b>	Transfers From Taxes or Liens	
Other Recreational Services	<b>455,217.00</b>	Total	<b>11,937,453.22</b>	Sole for Cash (1990)	<b>14,000.00</b>
<b>EDUCATION (excluding schools)</b>		<b>EQUALIZED VALUATION BASIS FOR NET DEBT COMPUTATION</b>	<b>1,775,196,903</b>	Cancelled, Abated or Adjusted (1990)	
Libraries	<b>554,000.00</b>	<b>REAL PROPERTY VALUATIONS</b>		Balance December 31, 1990	<b>3,897,800.00</b>
Other Educational Services		Code Class # of Parcels % VAL'N		<b>CURRENT FINANCES DECEMBER 31, 1990</b>	
<b>STATUTORY EXPENDITURES</b>		1 Vacant Land 103 .49		<b>ASSETS</b>	
Pensions & F. I. C. A.	<b>963,254.00</b>	2 Residential 7232 79.42		Cash Dec. 31, 1990	<b>1,974,003.09</b>
Employee Fringe Benefits	<b>565,174.00</b>	3 Farm 1 .01		Taxes Receivable	<b>505,879.24</b>
Other Statutory Expenditures		4a Commercial 262 13.52		Tax Title Liens	<b>19,334.44</b>
<b>CETA And Other Public Employment Programs</b>		4b Industrial 53 5.43		Foreclosed Property	<b>3,897,800.00</b>
<b>MUNICIPAL FUNCTIONS TOTAL</b>	<b>11,846,250.94</b>	4c Apartments 11 1.13		Emergencies & Other Deferred Charges	<b>63,991.00</b>
<b>CAPITAL IMPROVEMENTS *MEMO*</b>	<b>496,760.00</b>	Total 7662		State and Federal Aid Receivable	
<b>DEBT SERVICE</b>		Land Area 4.90 Sq. Miles		Other Receivables	<b>70,783.12</b>
Principal Payments	<b>408,201.52</b>	Net Valuation Taxable-Municipal	<b>1,896,040,170</b>	Total	<b>6,531,790.59</b>
Interest Payments	<b>692,746.20</b>	Net Valuation Taxable-County	<b>1,830,886,480</b>	<b>LIABILITIES, RESERVES, AND SURPLUS</b>	
<b>DEFERRED CHARGES</b>	<b>65,745.00</b>	State Equalized Valuation	<b>1,856,774,233</b>	Cash Liabilities	<b>787,774.76</b>
<b>SCHOOL, COUNTY, SPECIAL DISTRICT TAXES</b>	<b>25,341,928.35</b>	State Equalization Ratio	<b>102.15</b>	Reserves for Receivables	<b>4,460,580.66</b>
<b>RESERVE FOR UNCOLLECTED TAXES</b>	<b>804,255.00</b>			Surplus Dec. 31, 1990	<b>1,277,433.47</b>
<b>EXPENDITURES TOTAL</b>	<b>39,159,127.01</b>			Total	<b>6,531,790.89</b>



0208

Population 1980 7,609  
 Population 1990 7,558  
 S & P Rating  
 Moody Rating A1

General Tax Rate Per \$100. 2.08  
 State Equalized Tax Rate 1.56

**CRESSKILL BOROUGH - BERGEN COUNTY**  
 Form of Government  
 Borough Council  
 Number of Members - 6

PER CAPITA:  
 Gross Debt 390.98  
 Net Debt 371.13  
 Debt Service 41.42  
 Total Tax Levy 1,917.38  
 Municipal Expenditures 825.72

PER CENT:  
 Gross Debt .34  
 Net Debt .33  
 Tax Levy Collected 97.40  
 Tax Levy Cancelled, Abated or Adjusted .52

EXPENDITURES		REVENUES-REALIZED		1990 PROPERTY TAX	
<b>GENERAL GOVERNMENT</b>				<b>STATE EQUALIZED TAX RATE</b>	
Governing Body & Public Boards		1990 Property Taxes Collected	14,144,712.00	Local District School Taxes	.88 8,118,547.00
Municipal Clerk		1990 Payments in Lieu of Taxes		Regional & Consolidated School Tax	
Financial Administration	22,266.00	Delinquent Tax & Lien Collections	201,177.00	School Taxes in Municipal Budget	
Assessment of Taxes	99,500.00	Business Personality Replacement Taxes	67,867.00	County Taxes	.22 2,055,171.33
Collection of Taxes	31,375.00	Taxes from Public Utilities	648,750.00	County Library Taxes	
Planning, Housing & Development	18,930.00	Other Miscellaneous Tax Revenues		Local Municipal Purpose Taxes	.46 4,230,021.00
Human Resources	70,919.00	State Aid Revenues	100,151.00	Veteran & Senior Citizen Taxes	
Elections	3,100.00	Federal Aid Revenues		Total Taxes for Rate Computation	1.56 14,474,539.33
General Administration (other)	815,208.00	State and Local Fiscal Assistance Act Utilized		Special District Taxes	
<b>JUDICIARY</b>		Sale of Acquired Property		Bank Corp. Taxes	
Municipal Courts	37,650.00	Other Miscellaneous Revenues	735,931.00	Added and Omitted Taxes	87,825.00
<b>PUBLIC SAFETY</b>		Total	15,898,588.00	Total Taxes Levied - ABSTRACT	14,491,564.33
Fire Protection	131,660.00	Prior Years Surplus Appropriated	425,000.00	Total Taxes Billed	14,522,708.00
Police Protection	1,296,136.00	<b>REVENUES TOTAL</b>	16,323,588.00	<b>1990 TAXES COLLECTED</b>	14,144,712.00
Civil Defense & Disaster Control	15,250.00	Reserve For Uncollected Taxes	286,000.00	1990 Taxes Cancelled, Abated or Adjusted	74,817.00
Environmental Inspection & Control	62,137.00	<b>CAPITAL OUTLAY TOTAL</b>	147,513.00	Transfer to Tax Title Liens or Foreclosed	1,652.00
Other Public Safety				Balance Outstanding Dec. 31, 1990	301,527.00
<b>PUBLIC WORKS</b>				<b>PRIOR YEARS TAXES OUTSTANDING</b>	
Streets and Drainage	752,130.00	Public Enterprises		Balance January 1, 1990	205,771.00
Sewers and Sewage Processing	27,100.00	Recreation-Culture		Collected in 1990	201,177.00
Garbage and Trash Disposal	1,123,000.00	Public Works	129,200.00	Cancelled, Abated or Adjusted 1990	
Public Buildings and Grounds	43,260.00	Buildings and Grounds	18,313.00	Transfers to Tax Title Liens or Foreclosed	
Other Public Works	31,630.00	Library and Education		Balance December 31, 1990	4,594.00
<b>HEALTH and WELFARE</b>		Conservation		<b>TAX TITLE LIENS OUTSTANDING</b>	
Health Services Except Environmental	57,522.00	All Other		Balance January 1, 1990	13,911.00
Welfare-Public Assistance	6,820.00	<b>CAPITAL DEBT AUTHORIZED, DECEMBER 31, 1990</b>		Transfer From Taxes	1,652.00
Hospital, Clinics, First Aid		<b>ISSUED AND UNISSUED GROSS DEBT NET DEBT</b>		Redeemed in 1990	
Animal, Insect, & Rodent Control	200.00	School 150,000		Cancelled, Abated or Adjusted (1990)	
Other Welfare Services		Self-Liquidating 2,804,993	2,804,993	Transfers to Foreclosed Property	
<b>RECREATION and CONSERVATION</b>		Other 2,954,993	2,804,993	Balance December 31, 1990	15,563.00
Beaches and Boardwalks		Total 2,954,993		<b>PROPERTY ACQUIRED BY DEED OR FORECLOSURE</b>	
Parks, Playgrounds, Shade Trees	13,200.00	<b>ISSUED AND OUTSTANDING</b>		Balance January 1, 1990	38,600.00
Land Reclamation & Conservation	175,350.00	School		Transfers From Taxes or Liens	
Other Recreational Services	50,275.00	Self-Liquidating		Sale for Cash (1990)	
<b>EDUCATION (excluding schools)</b>		Other 2,632,000.00	2,632,000.00	Cancelled, Abated or Adjusted (1990)	
Libraries	223,444.00	Total 2,632,000.00		Balance December 31, 1990	38,600.00
Other Educational Services		<b>EQUALIZED VALUATION BASIS</b>		<b>CURRENT FINANCES DECEMBER 31, 1990</b>	
<b>STATUTORY EXPENDITURES</b>		<b>FOR NET DEBT COMPUTATION</b>	857,204,105	<b>ASSETS</b>	
Pensions & F. I. C. A.	281,049.00	<b>REAL PROPERTY VALUATIONS</b>		Cash Dec. 31, 1990	5,031,124.00
Employee Fringe Benefits	200,350.00	<u>Code Class # of Parcels % VAL'N</u>		Taxes Receivable	306,121.00
Other Statutory Expenditures		1 Vacant Land 213 8.31	57,600,900.00	Tax Title Liens	15,563.00
<b>CETA And Other Public Employment Programs</b>		2 Residential 2437 81.41	564,341,335.00	Foreclosed Property	38,600.00
<b>MUNICIPAL FUNCTIONS</b>		3 Farm		Emergencies & Other Deferred Charges	160,827.00
<b>CAPITAL IMPROVEMENTS</b>	5,589,461.00	4a Commercial 75 8.11	56,234,800.00	State and Federal Aid Receivable	1,174.00
<b>DEBT SERVICE</b>		4b Industrial 7 1.71	11,853,400.00	Other Receivables	46,602.00
Principal Payments	125,000.00	4c Apartments 6 .46	3,176,099.00	Total	5,600,011.00
Interest Payments	183,086.00	Total 2738	693,206,534.00	<b>LIABILITIES, RESERVES, AND SURPLUS</b>	
<b>DEFERRED CHARGES</b>	52,282.00	Land Area 2.00 Sq. Miles		Cash Liabilities	4,304,081.00
<b>SCHOOL, COUNTY, SPECIAL DISTRICT TAXES</b>	10,173,718.33	Net Valuation Taxable-Municipal	693,984,756	Reserves for Receivables	406,886.00
<b>RESERVE FOR UNCOLLECTED TAXES</b>	286,000.00	Net Valuation Taxable-County	859,230,406	Surplus Dec. 31, 1990	889,044.00
<b>EXPENDITURES TOTAL</b>	16,414,547.33	State Equalized Valuation	926,040,547	Total	5,600,011.00
		State Equalization Ratio	74.92		



1310

Population 1980 1,952  
 Population 1990 1,179  
 S & P Rating  
 Moody Rating

General Tax Rate Per \$100.

.85

State Equalized Tax Rate

.67

## DEAL BOROUGH - MONMOUTH COUNTY

Form of Government

Commission (1911)

Number of Members - 3

PER CAPITA:

Gross Debt 1,523.50  
 Net Debt 604.93  
 Debt Service 191.31  
 Total Tax Levy 3,732.72  
 Municipal Expenditures 2,490.32

PER CENT:

Gross Debt .35  
 Net Debt .14  
 Tax Levy Collected 98.52  
 Tax Levy Cancelled, Abated or Adjusted .07

EXPENDITURES		REVENUES-REALIZED		1990 PROPERTY TAX	
<b>GENERAL GOVERNMENT</b>				STATE EQUALIZED TAX RATE	
Governing Body & Public Boards		1990 Property Taxes Collected	4,337,828.97	Local District School Taxes	.13 623,773.00
Municipal Clerk		1990 Payments in Lieu of Taxes		Regional & Consolidated School Tax	
Financial Administration	18,200.00	Delinquent Tax & Lien Collections	70,413.36	School Taxes in Municipal Budget	
Assessment of Taxes	6,300.00	Business Personalty Replacement Taxes	7,825.44	County Taxes	.33 * 2,162,418.31
Collection of Taxes	23,000.00	Taxes from Public Utilities	392,883.00	County Library Taxes	.01 71,135.21
Planning, Housing & Development	6,600.00	Other Miscellaneous Tax Revenues		Local Municipal Purpose Taxes	.20 1,323,058.48
Human Resources	38,446.50	State Aid Revenues	15,389.95	Veteran & Senior Citizen Taxes	
Elections	1,000.00	Federal Aid Revenues		Total Taxes for Rate Computation	.67 4,392,935.00
General Administration (other)	281,624.00	State and Local Fiscal Assistance Act Utilized	123.20	Special District Taxes	
<b>JUDICIARY</b>		Sale of Acquired Property		Bank Corp. Taxes	
Municipal Courts	34,548.51	Other Miscellaneous Revenues	1,106,357.38	Added and Omitted Taxes	14,496.17
<b>PUBLIC SAFETY</b>		Total	5,930,831.30	Total Taxes Levied - ABSTRACT	4,400,831.17
Fire Protection	177,234.00	Prior Years Surplus Appropriated	325,000.00	Total Taxes Billed	4,403,136.20
Police Protection	783,279.14	REVENUES TOTAL	6,255,831.30	1990 TAXES COLLECTED	4,337,828.97
Civil Defense & Disaster Control	500.00	Reserve For Uncollected Taxes	138,249.39	1990 Taxes Cancelled, Abated or Adjusted	2,990.70
Environmental Inspection & Control	21,950.00	CAPITAL OUTLAY TOTAL	103,583.91	Transfer to Tax Title Liens or Foreclosed	
Other Public Safety		Public Enterprises	102,278.91	Balance Outstanding Dec. 31, 1990	62,316.53
<b>PUBLIC WORKS</b>		Recreation-Culture		PRIOR YEARS TAXES OUTSTANDING	
Streets and Drainage	408,464.00	Public Works		Balance January 1, 1990	109,738.06
Sewers and Sewage Processing		Buildings and Grounds	1,305.00	Collected in 1990	70,418.86
Garbage and Trash Disposal		Library and Education		Cancelled, Abated or Adjusted 1990	14,212.91
Public Buildings and Grounds	26,100.00	Conservation		Transfers to Tax Title Liens or Foreclosed	
Other Public Works		All Other		Balance December 31, 1990	25,106.29
<b>HEALTH and WELFARE</b>		CAPITAL DEBT AUTHORIZED, DECEMBER 31, 1990		TAX TITLE LIENS OUTSTANDING	
Health Services Except Environmental	12,000.00	ISSUED AND UNISSUED		Balance January 1, 1990	
Welfare-Public Assistance	2,000.00	School		Transfer From Taxes	
Hospital, Clinics, First Aid	1,500.00	Self-Liquidating	1,083,000	Redeemed in 1990	
Animal, Insect, & Rodent Control	750.00	Other	713,209	Cancelled, Abated or Adjusted (1990)	
Other Welfare Services		Total	1,796,209	Transfers to Foreclosed Property	
<b>RECREATION and CONSERVATION</b>		ISSUED AND OUTSTANDING		Balance December 31, 1990	
Beaches and Boardwalks	342,750.00	School		PROPERTY ACQUIRED BY DEED OR FORECLOSURE	
Parks, Playgrounds, Shade Trees	1,300.00	Self-Liquidating	969,000.00	Balance January 1, 1990	6,000.00
Land Reclamation & Conservation		Other	503,955.12	Transfers From Taxes or Liens	
Other Recreational Services	2,000.00	Total	1,472,955.12	Sale for Cash (1990)	
<b>EDUCATION (excluding schools)</b>		EQUALIZED VALUATION BASIS		Cancelled, Abated or Adjusted (1990)	
Libraries		FOR NET DEBT COMPUTATION	518,046,396	Balance December 31, 1990	6,000.00
Other Educational Services		REAL PROPERTY VALUATIONS		CURRENT FINANCES DECEMBER 31, 1990	
<b>STATUTORY EXPENDITURES</b>		Code Class # of Parcels % VAL'N ASSESSED VALUATION		ASSETS	
Pensions & F. I. C. A.	221,718.54	1 Vacant Land 59 3.81	19,551,300.00	Cash Dec. 31, 1990	1,822,998.05
Employee Fringe Benefits	146,026.00	2 Residential 814 92.27	473,619,100.00	Taxes Receivable	87,422.82
Other Statutory Expenditures		3 Farm		Tax Title Liens	
CETA And Other Public Employment Programs		4a Commercial 17 2.19	11,257,500.00	Foreclosed Property	6,000.00
<b>MUNICIPAL FUNCTIONS</b>		4b Industrial		Emergencies & Other Deferred Charges	27,130.12
<b>CAPITAL IMPROVEMENTS</b>	*MEMO*	4c Apartments 52 1.73	8,858,800.00	State and Federal Aid Receivable	24,718.00
<b>DEBT SERVICE</b>		Total 942	513,286,700.00	Other Receivables	70,237.71
Principal Payments	203,000.00	Land Area 1.20 Sq. Miles		Total	2,038,506.70
Interest Payments	22,550.00	Net Valuation Taxable-Municipal	514,017,473	LIABILITIES, RESERVES, AND SURPLUS	
DEFERRED CHARGES	10,000.00	Net Valuation Taxable-County	527,796,651	Cash Liabilities	763,592.50
SCHOOL, COUNTY, SPECIAL DISTRICT TAXES	3,063,326.52	State Equalized Valuation	647,921,165	Reserves for Receivables	163,006.21
RESERVE FOR UNCOLLECTED TAXES	138,249.39	State Equalization Ratio	79.31	Surplus Dec. 31, 1990	1,111,907.99
<b>EXPENDITURES</b>				Total	2,038,506.70
<b>TOTAL</b>	5,999,416.60				

0603

Population 1980 2,523

Population 1990 2,933

S &amp; P Rating

Moody Rating

General Tax Rate Per \$100.

2.17

State Equalized Tax Rate

2.02

## DEERFIELD TWP. - CUMBERLAND COUNTY

Form of Government

Township Committee

Number of Members - 5

PER CAPITA:

Gross Debt

312.67

Net Debt

24.55

Debt Service

3.07

Total Tax Levy

595.45

Municipal Expenditures

293.33

PER CENT:

Gross Debt

1.30

Net Debt

.10

Tax Levy Collected

85.04

Tax Levy Cancelled, Abated

or Adjusted

EXPENDITURES		REVENUES-REALIZED		1990 PROPERTY TAX	
GENERAL GOVERNMENT				STATE EQUALIZED TAX RATE	
Governing Body & Public Boards		1990 Property Taxes Collected	1,485,245.68	Local District School Taxes	545,896.00
Municipal Clerk		1990 Payments in Lieu of Taxes	2,957.28	Regional & Consolidated School Tax	263,518.80
Financial Administration	42,300.00	Delinquent Tax & Lien Collections	189,018.37	School Taxes in Municipal Budget	
Assessment of Taxes	22,730.00	Business Personalty Replacement Taxes	26,042.08	County Taxes	828,191.27 *
Collection of Taxes	23,960.00	Taxes from Public Utilities	189,557.00	County Library Taxes	
Planning, Housing & Development	35,500.00	Other Miscellaneous Tax Revenues		Local Municipal Purpose Taxes	79,000.00
Human Resources	5,640.00	State Aid Revenues	2,526.00	Veteran & Senior Citizen Taxes	37,950.00
Elections		Federal Aid Revenues		Total Taxes for Rate Computation	1,754,556.07
General Administration (other)	204,547.00	State and Local Fiscal Assistance Act Utilized		Special District Taxes	
JUDICIARY		Sale of Acquired Property		Bank Corp. Taxes	
Municipal Courts	19,000.00	Other Miscellaneous Revenues	358,992.70	Added and Omitted Taxes	29,860.83
PUBLIC SAFETY		Total	2,253,339.11	Total Taxes Levied - ABSTRACT	1,746,466.90
Fire Protection	48,066.00	Prior Years Surplus Appropriated	190,000.00	Total Taxes Billed	1,746,466.90
Police Protection	6,600.00	REVENUES TOTAL	2,443,339.11	1990 TAXES COLLECTED	1,485,245.68
Civil Defense & Disaster Control	5,250.00	Reserve For Uncollected Taxes	203,200.00	1990 Taxes Cancelled, Abated or Adjusted	
Environmental Inspection & Control	18,435.00			Transfer to Tax Title Liens or Foreclosed	
Other Public Safety				Balance Outstanding Dec. 31, 1990	261,221.22
PUBLIC WORKS		CAPITAL OUTLAY TOTAL		PRIOR YEARS TAXES OUTSTANDING	
Streets and Drainage	60,000.00	Public Enterprises		Balance January 1, 1990	186,428.84
Sewers and Sewage Processing	1,200.00	Recreation-Culture		Collected in 1990	169,162.47
Garbage and Trash Disposal	7,100.00	Public Works		Cancelled, Abated or Adjusted 1990	
Public Buildings and Grounds	68,640.00	Buildings and Grounds		Transfers to Tax Title Liens or Foreclosed	
Other Public Works		Library and Education		Balance December 31, 1990	17,266.37
HEALTH and WELFARE		Conservation		TAX TITLE LIENS OUTSTANDING	
Health Services Except Environmental		All Other		Balance January 1, 1990	38,898.92
Welfare-Public Assistance	1,950.00			Transfer From Taxes	
Hospital, Clinics, First Aid		CAPITAL DEBT AUTHORIZED, DECEMBER 31, 1990		Redeemed in 1990	18,855.90
Animal, Insect, & Rodent Control	8,300.00	ISSUED AND UNISSUED		Cancelled, Abated or Adjusted (1990)	
Other Welfare Services		School	845,075	Transfers to Foreclosed Property	
RECREATION and CONSERVATION		Self-Liquidating		Balance December 31, 1990	20,043.02
Beaches and Boardwalks		Other	72,000	PROPERTY ACQUIRED BY DEED OR	
Parks, Playgrounds, Shade Trees		Total	917,075	FORECLOSURE	
Land Reclamation & Conservation	1,200.00			Balance January 1, 1990	58,200.00
Other Recreational Services	23,210.00	ISSUED AND OUTSTANDING		Transfers From Taxes or Liens	
EDUCATION (excluding schools)		School	845,075.53	Sale for Cash (1990)	
Libraries		Self-Liquidating		Cancelled, Abated or Adjusted (1990)	
Other Educational Services		Other	72,000.00	Balance December 31, 1990	58,200.00
STATUTORY EXPENDITURES		Total	917,075.53	CURRENT FINANCES DECEMBER 31, 1990	
Pensions & F. I. C. A.	27,959.66	EQUALIZED VALUATION BASIS		ASSETS	
Employee Fringe Benefits		FOR NET DEBT COMPUTATION	70,440,651	Cash Dec. 31, 1990	814,200.44
Other Statutory Expenditures		REAL PROPERTY VALUATIONS		Taxes Receivable	278,487.59
CETA And Other Public Employment Programs		Code Class # of Parcels % VAL'N		Tax Title Liens	20,043.02
MUNICIPAL FUNCTIONS TOTAL	632,587.66	1 Vacant Land 356 5.34	4,164,200.00	Foreclosed Property	58,200.00
CAPITAL IMPROVEMENTS *MEMO*		2 Residential 781 71.57	55,825,600.00	Emergencies & Other Deferred Charges	34,525.00
DEBT SERVICE		3 Farm 343 12.97	10,117,070.00	State and Federal Aid Receivable	90,756.65
Principal Payments	9,000.00	4a Commercial 55 10.12	7,894,600.00	Other Receivables	269,181.27
Interest Payments		4b Industrial		Total	1,565,393.97
		4c Apartments		LIABILITIES, RESERVES, AND SURPLUS	
DEFERRED CHARGES		Total 1535	78,001,470.00	Cash Liabilities	622,929.57
SCHOOL, COUNTY, SPECIAL DISTRICT TAXES	15,543.34	Land Area 16.70 Sq. Miles		Reserves for Receivables	625,911.88
RESERVE FOR UNCOLLECTED TAXES	203,200.00	Net Valuation Taxable-Municipal	79,235,874	Surplus Dec. 31, 1990	316,552.52
EXPENDITURES TOTAL	2,497,937.07	Net Valuation Taxable-County	73,856,042	Total	1,565,393.97
		State Equalized Valuation	85,052,876		
		State Equalization Ratio	93.06		



0309

Population 1980 3,730

Population 1990 3,316

S &amp; P Rating

Moody Rating

A

General Tax Rate Per \$100.

4.96

State Equalized Tax Rate

2.17

## DELANCO TOWNSHIP - BURLINGTON CO.

Form of Government

Township Committee

Number of Members - 3

## PER CAPITA:

Gross Debt

806.46

Net Debt

397.84

Debt Service

49.06

Total Tax Levy

1,105.51

Municipal Expenditures

502.29

## PER CENT:

Gross Debt

1.84

Net Debt

.91

Tax Levy Collected

94.46

Tax Levy Cancelled, Abated

or Adjusted

1.08

EXPENDITURES		REVENUES-REALIZED		1990 PROPERTY TAX	
GENERAL GOVERNMENT				STATE EQUALIZED TAX RATE	
Governing Body & Public Boards		1990 Property Taxes Collected	3,463,710.90	Local District School Taxes	1.12 1,810,110.50
Municipal Clerk		1990 Payments in Lieu of Taxes		Regional & Consolidated School Tax	
Financial Administration	21,520.00	Delinquent Tax & Lien Collections	182,536.13	School Taxes in Municipal Budget	
Assessment of Taxes	8,813.00	Business Personalty Replacement Taxes	159,814.52	County Taxes	.55 891,057.02
Collection of Taxes	13,757.00	Taxes from Public Utilities	266,713.00	County Library Taxes	.03 51,747.14
Planning, Housing & Development	7,416.00	Other Miscellaneous Tax Revenues		Local Municipal Purpose Taxes	.46 739,000.00
Human Resources	31,334.34	State Aid Revenues	42,006.01	Veteran & Senior Citizen Taxes	
Elections		Federal Aid Revenues		Total Taxes for Rate Computation	2.16 3,539,464.66
General Administration (other)	207,644.05	State and Local Fiscal Assistance Act Utilized		Special District Taxes	
JUDICIARY		Sale of Acquired Property		Bank Corp. Taxes	
Municipal Courts	24,636.00	Other Miscellaneous Revenues		Added and Omitted Taxes	23,095.66
PUBLIC SAFETY		Total	221,683.93	Total Taxes Levied - ABSTRACT	3,665,865.32
Fire Protection	300.00	Prior Years Surplus Appropriated	115,000.00	Total Taxes Billed	3,666,904.79
Police Protection	330,198.01	REVENUES TOTAL	4,451,464.49	1990 TAXES COLLECTED	3,463,710.90
Civil Defense & Disaster Control	1,000.00	Reserve For Uncollected Taxes	233,934.22	1990 Taxes Cancelled, Abated or Adjusted	39,639.36
Environmental Inspection & Control	19,906.00	CAPITAL OUTLAY TOTAL	249,739.47	Transfer to Tax Title Liens or Foreclosed	2,984.83
Other Public Safety				Balance Outstanding Dec. 31, 1990	160,569.70
PUBLIC WORKS				PRIOR YEARS TAXES OUTSTANDING	
Streets and Drainage	178,917.00	Public Enterprises		Balance January 1, 1990	184,683.22
Sewers and Sewage Processing		Recreation-Culture		Collected in 1990	182,536.13
Garbage and Trash Disposal	172,717.00	Public Works	232,482.13	Cancelled, Abated or Adjusted 1990	932.27
Public Buildings and Grounds	25,500.00	Buildings and Grounds	17,257.34	Transfers to Tax Title Liens or Foreclosed	1,214.82
Other Public Works		Library and Education		Balance December 31, 1990	
HEALTH and WELFARE		Conservation		TAX TITLE LIENS OUTSTANDING	
Health Services Except Environmental	813.00	All Other		Balance January 1, 1990	11,609.23
Welfare-Public Assistance	3,730.00	CAPITAL DEBT AUTHORIZED, DECEMBER 31, 1990		Transfer From Taxes	4,364.48
Hospital, Clinics, First Aid		ISSUED AND UNISSUED		Redeemed in 1990	
Animal, Insect, & Rodent Control	2,500.00	School	1,355,000	Cancelled, Abated or Adjusted (1990)	
Other Welfare Services		Self-Liquidating		Transfers to Foreclosed Property	
RECREATION and CONSERVATION		Other	1,319,237	Balance December 31, 1990	15,973.71
Beaches and Boardwalks		Total	2,674,237	PROPERTY ACQUIRED BY DEED OR FORECLOSURE	
Parks, Playgrounds, Shade Trees	9,801.00			Balance January 1, 1990	4,500.00
Land Reclamation & Conservation	5,900.95	ISSUED AND OUTSTANDING		Transfers From Taxes or Liens	
Other Recreational Services	13,133.00	School	1,355,000.00	Sale for Cash (1990)	
EDUCATION (excluding schools)		Self-Liquidating		Cancelled, Abated or Adjusted (1990)	
Libraries	22,000.00	Other	1,035,423.60	Balance December 31, 1990	4,500.00
Other Educational Services		Total	2,390,423.60	CURRENT FINANCES DECEMBER 31, 1990	
STATUTORY EXPENDITURES		EQUALIZED VALUATION BASIS		ASSETS	
Pensions & F. I. C. A.	79,105.00	FOR NET DEBT COMPUTATION	145,612,153	Cash Dec. 31, 1990	1,273,285.43
Employee Fringe Benefits	53,200.00	REAL PROPERTY VALUATIONS		Taxes Receivable	160,569.70
Other Statutory Expenditures	3,600.00	Code Class # of Parcels % VAL'N	ASSESSED VALUATION	Tax Title Liens	15,973.71
CETA And Other Public Employment Programs		1 Vacant Land 34 2.13	1,491,600.00	Foreclosed Property	4,500.00
MUNICIPAL FUNCTIONS		2 Residential 1193 69.71	48,911,200.00	Emergencies & Other Deferred Charges	63,200.00
CAPITAL IMPROVEMENTS	*MEMO*	3 Farm 21 .90	631,400.00	State and Federal Aid Receivable	
DEBT SERVICE		4a Commercial 42 11.56	8,112,700.00	Other Receivables	2,969.02
Principal Payments	103,841.63	4b Industrial 12 14.97	10,504,100.00	Total	1,520,497.86
Interest Payments	58,854.87	4c Apartments 6 .73	508,800.00	LIABILITIES, RESERVES, AND SURPLUS	
		Total 1303	70,159,800.00	Cash Liabilities	1,082,069.66
DEFERRED CHARGES		Land Area 2.16 Sq. Miles		Reserves for Receivables	184,012.43
SCHOOL, COUNTY, SPECIAL DISTRICT TAXES		Net Valuation Taxable-Municipal	70,438,982	Surplus Dec. 31, 1990	254,415.77
RESERVE FOR UNCOLLECTED TAXES		Net Valuation Taxable-County	154,573,914	Total	1,520,497.86
EXPENDITURES	TOTAL	State Equalized Valuation	160,938,216		
		State Equalization Ratio	43.67		



1007  
 Population 1980 3,816  
 Population 1990 4,512  
 S & P Rating  
 Moody Rating

General Tax Rate Per \$100. 1.59  
 State Equalized Tax Rate 1.59

DELAWARE TWP. - HUNTERDON CO.  
 Form of Government  
 Township Committee  
 Number of Members - 3

PER CAPITA:  
 Gross Debt 32.15  
 Net Debt 20.83  
 Debt Service .77  
 Total Tax Levy 1,237.08  
 Municipal Expenditures 468.04

PER CENT:  
 Gross Debt .04  
 Net Debt .03  
 Tax Levy Collected 94.37  
 Tax Levy Cancelled, Abated or Adjusted .57

EXPENDITURES		REVENUES-REALIZED		1990 PROPERTY TAX	
GENERAL GOVERNMENT				STATE EQUALIZED TAX RATE	
Governing Body & Public Boards		1990 Property Taxes Collected	5,273,266.15	Local District School Taxes	2,381,630.00
Municipal Clerk		1990 Payments in Lieu of Taxes		Regional & Consolidated School Tax	1,320,405.59
Financial Administration	32,360.00	Delinquent Tax & Lien Collections	495,837.04	School Taxes in Municipal Budget	
Assessment of Taxes	35,821.00	Business Personality Replacement Taxes	72,078.20	County Taxes	1,106,833.49
Collection of Taxes	35,296.00	Taxes from Public Utilities	239,773.00	County Library Taxes	71,628.89
Planning, Housing & Development	40,535.00	Other Miscellaneous Tax Revenues		Local Municipal Purpose Taxes	631,643.00
Human Resources	51,200.00	State Aid Revenues	80,373.00	Veteran & Senior Citizen Taxes	34,500.00
Elections	2,200.00	Federal Aid Revenues		Total Taxes for Rate Computation	5,546,640.97
General Administration (other)	375,471.00	State and Local Fiscal Assistance Act Utilized		Special District Taxes	
JUDICIARY		State and Local Fiscal Assistance Act Utilized		Bank Corp. Taxes	
Municipal Courts	19,080.00	Sole of Acquired Property		Added and Omitted Taxes	69,543.34
PUBLIC SAFETY		Other Miscellaneous Revenues	428,184.34	Total Taxes Levied - ABSTRACT	5,581,684.31
Fire Protection	31,045.60	Total	6,589,511.73	Total Taxes Billed	5,587,589.67
Police Protection	221,235.00	Prior Years Surplus Appropriated	564,038.71	1990 TAXES COLLECTED	5,273,266.15
Civil Defense & Disaster Control	200.00	REVENUES TOTAL	7,153,550.44	1990 Taxes Cancelled, Abated or Adjusted	31,927.21
Environmental Inspection & Control	29,100.00	Reserve For Uncollected Taxes	342,749.90	Transfer to Tax Title Liens or Foreclosed	11,463.90
Other Public Safety		CAPITAL OUTLAY TOTAL	141,700.08	Balance Outstanding Dec. 31, 1990	270,932.41
PUBLIC WORKS				PRIOR YEARS TAXES OUTSTANDING	
Streets and Drainage	459,954.00	Public Enterprises		Balance January 1, 1990	509,682.91
Sewers and Sewage Processing		Recreation-Culture	11,122.95	Collected in 1990	495,837.04
Gorbage and Trash Disposal		Public Works	59,793.94	Cancelled, Abated or Adjusted 1990	
Public Buildings and Grounds	67,900.00	Buildings and Grounds	70,783.19	Transfers to Tax Title Liens or Foreclosed	
Other Public Works	37,900.00	Library and Education		Balance December 31, 1990	13,845.87
HEALTH and WELFARE		Conservation		TAX TITLE LIENS OUTSTANDING	
Health Services Except Environmental	11,000.00	All Other		Balance January 1, 1990	53,561.53
Welfare-Public Assistance	2,960.00			Transfer From Taxes	11,463.90
Hospital, Clinics, First Aid		CAPITAL DEBT AUTHORIZED, DECEMBER 31, 1990		Redeemed in 1990	
Animal, Insect, & Rodent Control		ISSUED AND UNISSUED GROSS DEBT NET DEBT		Cancelled, Abated or Adjusted (1990)	331.21
Other Welfare Services	2,155.00	School 51,074		Transfers to Foreclosed Property	
RECREATION and CONSERVATION		Self-Liquidating 93,975	93,975	Balance December 31, 1990	64,694.22
Beaches and Boardwalks		Other 145,049	93,975	PROPERTY ACQUIRED BY DEED OR FORECLOSURE	
Parks, Playgrounds, Shade Trees		Total	93,975	Balance January 1, 1990	
Land Reclamation & Conservation	24,946.00	ISSUED AND OUTSTANDING		Transfers From Taxes or Liens	
Other Recreational Services	17,600.00	School 51,074.49		Sole for Cash (1990)	
EDUCATION (excluding schools)		Self-Liquidating 93,975.21		Cancelled, Abated or Adjusted (1990)	
Libraries		Other 145,049.70		Balance December 31, 1990	
Other Educational Services		Total		CURRENT FINANCES DECEMBER 31, 1990	
STATUTORY EXPENDITURES		EQUALIZED VALUATION BASIS		ASSETS	
Pensions & F. I. C. A.	77,706.00	FOR NET DEBT COMPUTATION	327,833,668	Cash Dec. 31, 1990	2,838,284.00
Employee Fringe Benefits	87,140.00	REAL PROPERTY VALUATIONS		Taxes Receivable	284,778.28
Other Statutory Expenditures	4,000.00	Code Class # of Parcels % VAL'N		Tax Title Liens	64,694.22
CETA And Other Public Employment Programs		1 Vacant Land 200 4.34	15,010,900.00	Foreclosed Property	
MUNICIPAL FUNCTIONS TOTAL	1,666,854.60	2 Residential 1007 59.76	206,512,000.00	Emergencies & Other Deferred Charges	114,715.00
CAPITAL IMPROVEMENTS *MEMO*		3 Farm 1104 30.22	104,427,700.00	State and Federal Aid Receivable	117,954.00
DEBT SERVICE		4a Commercial 38 3.24	11,131,700.00	Other Receivables	12,135.50
Principal Payments	3,454.79	4b Industrial 10 2.18	7,531,200.00	Total	3,432,561.00
Interest Payments		4c Apartments 4 .27	923,400.00	LIABILITIES, RESERVES, AND SURPLUS	
DEFERRED CHARGES	99,699.42	Total 2363	345,585,900.00	Cash Liabilities	1,591,486.00
SCHOOL, COUNTY, SPECIAL DISTRICT TAXES	4,880,427.97	Land Area 36.90 Sq. Miles		Reserves for Receivables	361,608.00
RESERVE FOR UNCOLLECTED TAXES	342,749.90	Net Valuation Taxable-Municipal	347,046,939	Surplus Dec. 31, 1990	1,479,467.00
EXPENDITURES TOTAL	6,992,276.68	Net Valuation Taxable-County	351,513,692	Total	3,432,561.00
		State Equalized Valuation	346,185,126		
		State Equalization Ratio	100.25		

0310  
 Population 1980 14,811  
 Population 1990 13,178  
 S & P Rating  
 Moody Rating A  
 General Tax Rate Per \$100. 4.30  
 State Equalized Tax Rate 1.99

DELTRAN TOWNSHIP - BURLINGTON CO.  
 Form of Government  
 Mayor-Council Plan D (OMCL 50)  
 Number of Members - 5

PER CAPITA:  
 Gross Debt 353.89  
 Net Debt 146.19  
 Debt Service 19.79  
 Total Tax Levy 1,030.64  
 Municipal Expenditures 381.66  
 PER CENT:  
 Gross Debt .80  
 Net Debt .33  
 Tax Levy Collected 92.92  
 Tax Levy Cancelled, Abated or Adjusted 2.06

EXPENDITURES		REVENUES-REALIZED		1990 PROPERTY TAX	
GENERAL GOVERNMENT				STATE EQUALIZED TAX RATE	
Governing Body & Public Boards	21,935.00	1990 Property Taxes Collected	12,622,536.91	Local District School Taxes	1.04 6,762,812.00
Municipal Clerk	50,088.00	1990 Payments in Lieu of Taxes		Regional & Consolidated School Tax	
Financial Administration	103,172.00	Delinquent Tax & Lien Collections	226,612.42	School Taxes in Municipal Budget	
Assessment of Taxes	173,536.00	Business Personalty Replacement Taxes	136,979.44	County Taxes	.56 3,634,094.38
Collection of Taxes	55,095.00	Taxes from Public Utilities	783,880.00	County Library Taxes	.03 208,838.00
Planning, Housing & Development	98,971.00	Other Miscellaneous Tax Revenues		Local Municipal Purpose Taxes	.36 2,311,700.00
Human Resources	87,738.00	State Aid Revenues	104,984.54	Veteran & Senior Citizen Taxes	
Elections		Federal Aid Revenues		Total Taxes for Rate Computation	1.99 13,024,794.38
General Administration (other)	394,864.00	State and Local Fiscal Assistance Act Utilized		Special District Taxes	533,738.00
JUDICIARY		Sale of Acquired Property		Bank Corp. Taxes	
Municipal Courts	7,700.00	Other Miscellaneous Revenues	639,497.96	Added and Omitted Taxes	130,613.08
PUBLIC SAFETY		Total	14,564,491.27	Total Taxes Levied - ABSTRACT	13,581,795.46
Fire Protection	4,944.00	Prior Years Surplus Appropriated	1,116,200.00	Total Taxes Billed	13,583,992.78
Police Protection	1,225,846.91	REVENUES TOTAL	15,680,691.27	1990 TAXES COLLECTED	12,622,536.91
Civil Defense & Disaster Control		Reserve For Uncollected Taxes	449,286.19	1990 Taxes Cancelled, Abated or Adjusted	280,179.11
Environmental Inspection & Control	100,720.00	CAPITAL OUTLAY TOTAL	302,271.47	Transfer to Tax Title Liens or Foreclosed	5,707.52
Other Public Safety				Balance Outstanding Dec. 31, 1990	675,569.24
PUBLIC WORKS				PRIOR YEARS TAXES OUTSTANDING	
Streets and Drainage	514,772.00	Public Enterprises		Balance January 1, 1990	247,118.72
Sewers and Sewage Processing		Recreation—Culture	3,000.00	Collected in 1990	226,612.42
Garbage and Trash Disposal	565,000.00	Public Works	224,119.16	Cancelled, Abated or Adjusted 1990	461.01
Public Buildings and Grounds	84,950.00	Buildings and Grounds	75,152.31	Transfers to Tax Title Liens or Foreclosed	4,735.48
Other Public Works		Library and Education		Balance December 31, 1990	15,109.81
HEALTH and WELFARE		Conservation		TAX TITLE LIENS OUTSTANDING	
Health Services Except Environmental	17,200.00	All Other		Balance January 1, 1990	
Welfare-Public Assistance	4,000.00	CAPITAL DEBT AUTHORIZED, DECEMBER 31, 1990		Transfer From Taxes	10,643.00
Hospital, Clinics, First Aid		ISSUED AND UNISSUED		Redeemed in 1990	
Animal, Insect, & Rodent Control	29,733.00	School	2,737,000	Cancelled, Abated or Adjusted (1990)	
Other Welfare Services	3,585.00	Self-Liquidating		Transfers to Foreclosed Property	
RECREATION and CONSERVATION		Other	1,926,527	Balance December 31, 1990	10,643.00
Beaches and Boardwalks		Total	4,663,527	PROPERTY ACQUIRED BY DEED OR FORECLOSURE	
Parks, Playgrounds, Shade Trees		ISSUED AND OUTSTANDING		Balance January 1, 1990	3,615.00
Land Reclamation & Conservation	148,725.00	School	2,737,000.00	Transfers From Taxes or Liens	
Other Recreational Services	24,400.00	Self-Liquidating		Sale for Cash (1990)	
EDUCATION (excluding schools)		Other	1,856,677.26	Cancelled, Abated or Adjusted (1990)	
Libraries		Total	4,593,677.26	Balance December 31, 1990	3,615.00
Other Educational Services		EQUALIZED VALUATION BASIS		CURRENT FINANCES DECEMBER 31, 1990	
STATUTORY EXPENDITURES		FOR NET DEBT COMPUTATION	580,916,767	ASSETS	
Pensions & F. I. C. A.	274,637.29	REAL PROPERTY VALUATIONS		Cash Dec. 31, 1990	1,469,618.71
Employee Fringe Benefits	311,468.00	Code Class # of Parcels % VAL'N		Taxes Receivable	690,679.05
Other Statutory Expenditures	3,500.00	1 Vacant Land 156 3.10	9,262,100.00	Tax Title Liens	10,643.00
CETA And Other Public Employment Programs		2 Residential 34.99 68.27	204,285,950.00	Foreclosed Property	3,615.00
MUNICIPAL FUNCTIONS TOTAL	4,306,680.20	3 Farm 49 .45	1,341,850.00	Emergencies & Other Deferred Charges	199,800.00
CAPITAL IMPROVEMENTS *MEMO*	50,000.00	4a Commercial 168 17.73	53,048,200.00	State and Federal Aid Receivable	6,454.66
DEBT SERVICE		4b Industrial 6 .67	2,001,000.00	Other Receivables	32,099.40
Principal Payments	132,917.44	4c Apartments 2 9.79	29,300,000.00	Total	2,412,909.82
Interest Payments	114,719.11	Total	299,239,100.00	LIABILITIES, RESERVES, AND SURPLUS	
DEFERRED CHARGES	25,907.71	Land Area 6.91 Sq. Miles		Cash Liabilities	1,503,928.91
SCHOOL, COUNTY, SPECIAL DISTRICT TAXES	11,139,482.38	Net Valuation Taxable-Municipal	300,298,654	Reserves for Receivables	737,036.45
RESERVE FOR UNCOLLECTED TAXES	449,286.19	Net Valuation Taxable-County	623,820,097	Surplus Dec. 31, 1990	171,944.46
EXPENDITURES TOTAL	16,168,993.03	State Equalized Valuation	648,482,964	Total	2,412,909.82
		State Equalization Ratio	46.22		



0209  
 Population 1980 4,963  
 Population 1990 4,800  
 S & P Rating  
 Moody Rating A1

General Tax Rate Per \$100. 2.26  
 State Equalized Tax Rate 1.64

DEMAREST BOROUGH - BERGEN COUNTY  
 Form of Government  
 Borough Council  
 Number of Members - 6

PER CAPITA:  
 Grass Debt 329.47  
 Net Debt 326.47  
 Debt Service 80.77  
 Total Tax Levy 2,057.13  
 Municipal Expenditures 770.81

PER CENT:  
 Grass Debt .28  
 Net Debt .27  
 Tax Levy Collected 97.37  
 Tax Levy Cancelled, Abated or Adjusted .21

EXPENDITURES		REVENUES-REALIZED		1990 PROPERTY TAX	
GENERAL GOVERNMENT				STATE EQUALIZED TAX RATE	
Governing Body & Public Boards		1990 Property Taxes Collected	9,620,228.43	Local District School Taxes	.57 3,420,201.00
Municipal Clerk		1990 Payments in Lieu of Taxes		Regional & Consolidated School Tax	.38 2,262,035.23
Financial Administration	56,496.00	Delinquent Tax & Lien Collections	129,671.63	School Taxes in Municipal Budget	
Assessment of Taxes	12,445.00	Business Personalty Replacement Taxes	14,453.12	County Taxes	.23 1,393,274.60
Collection of Taxes	28,034.00	Taxes from Public Utilities	375,422.00	County Library Taxes	
Planning, Housing & Development	7,750.00	Other Miscellaneous Tax Revenues		Local Municipal Purpose Taxes	.46 2,770,791.17
Human Resources	50,894.67	State Aid Revenues	67,554.50	Veteran & Senior Citizen Taxes	
Elections	1,230.00	Federal Aid Revenues		Total Taxes for Rate Computation	1.64 9,877,702.00
General Administration (other)	342,254.06	State and Local Fiscal Assistance Act Utilized		Special District Taxes	
JUDICIARY		State and Local Fiscal Assistance Act Utilized		Bank Corp. Taxes	
Municipal Courts	20,895.00	Sale of Acquired Property		Added and Omitted Taxes	27,903.77
PUBLIC SAFETY		Other Miscellaneous Revenues	240,772.80	Total Taxes Levied - ABSTRACT	9,874,205.77
Fire Protection	84,572.96	Total	10,448,102.48	Total Taxes Billed	9,880,292.89
Police Protection	687,989.62	Prior Years Surplus Appropriated	175,000.00	1990 TAXES COLLECTED	9,620,228.43
Civil Defense & Disaster Control	1,000.00	REVENUES TOTAL	10,623,102.48	1990 Taxes Cancelled, Abated or Adjusted	20,711.21
Environmental Inspection & Control	27,505.00	Reserve for Uncollected Taxes	196,940.51	Transfer to Tax Title Liens or Foreclosed	
Other Public Safety		CAPITAL OUTLAY TOTAL	106,251.10	Balance Outstanding Dec. 31, 1990	239,353.25
PUBLIC WORKS				PRIOR YEARS TAXES OUTSTANDING	
Streets and Drainage	100,440.24	Public Enterprises		Balance January 1, 1990	130,952.00
Sewers and Sewage Processing	253,605.44	Recreation-Culture		Collected in 1990	129,671.63
Garbage and Trash Disposal	736,000.00	Public Works	399.82	Cancelled, Abated or Adjusted 1990	
Public Buildings and Grounds	12,265.79	Buildings and Grounds	105,851.28	Transfers to Tax Title Liens or Foreclosed	
Other Public Works	301,493.36	Library and Education		Balance December 31, 1990	1,280.37
HEALTH and WELFARE		Conservation		TAX TITLE LIENS OUTSTANDING	
Health Services Except Environmental	12,335.00	All Other		Balance January 1, 1990	
Welfare-Public Assistance	1,100.00	CAPITAL DEBT AUTHORIZED, DECEMBER 31, 1990		Transfer from Taxes	
Hospital, Clinics, First Aid		ISSUED AND UNISSUED GROSS DEBT		Redeemed in 1990	
Animal, Insect, & Rodent Control	2,544.00	School		Cancelled, Abated or Adjusted (1990)	
Other Welfare Services		Self-Liquidating		Transfers to Foreclosed Property	
RECREATION and CONSERVATION		Other	1,581,470	Balance December 31, 1990	
Beaches and Boardwalks		Total	1,581,470	PROPERTY ACQUIRED BY DEED OR	
Parks, Playgrounds, Shade Trees	10,350.00			FORECLOSURE	
Land Reclamation & Conservation	475.00	ISSUED AND OUTSTANDING		Balance January 1, 1990	67,444.00
Other Recreational Services	23,975.00	School		Transfers from Taxes or Liens	
EDUCATION (excluding schools)		Self-Liquidating		Sale for Cash (1990)	
Libraries	11,500.00	Other		Cancelled, Abated or Adjusted (1990)	
Other Educational Services		Total	1,495,800.00	Balance December 31, 1990	67,444.00
STATUTORY EXPENDITURES		EQUALIZED VALUATION BASIS		CURRENT FINANCES DECEMBER 31, 1990	
Pensions & F. I. C. A.	176,797.10	FOR NET DEBT COMPUTATION	573,034,168	ASSETS	
Employee Fringe Benefits	102,215.73	REAL PROPERTY VALUATIONS		Cash Dec. 31, 1990	889,195.32
Other Statutory Expenditures	8,360.00	Code Class # of Parcels % VAL'N	ASSESSED VALUATION	Taxes Receivable	240,633.62
CETA And Other Public Employment Programs		1 Vacant Land 49 1.54	6,722,900.00	Tax Title Liens	
MUNICIPAL FUNCTIONS TOTAL	3,074,622.97	2 Residential 1578 94.71	412,585,140.00	Foreclosed Property	67,444.00
CAPITAL IMPROVEMENTS *MEMO*	13,035.00	3 Farm		Emergencies & Other Deferred Charges	48,800.77
DEBT SERVICE		4a Commercial 10 3.74	16,299,000.00	State and Federal Aid Receivable	5,147.00
Principal Payments	300,000.00	4b Industrial		Other Receivables	33,190.60
Interest Payments	87,639.18	4c Apartments		Total	1,284,411.31
		Total 1637	435,607,040.00	LIABILITIES, RESERVES, AND SURPLUS	
DEFERRED CHARGES	40,628.85	Land Area 2.10 Sq. Miles		Cash Liabilities	592,706.09
SCHOOL, COUNTY, SPECIAL DISTRICT TAXES	7,075,510.83	Net Valuation Taxable-Municipal	435,946,333	Reserves for Receivables	341,268.22
RESERVE FOR UNCOLLECTED TAXES	196,940.51	Net Valuation Taxable-County	583,844,008	Surplus Dec. 31, 1990	350,437.00
EXPENDITURES TOTAL	10,775,392.34	State Equalized Valuation	601,425,315	Total	1,284,411.31
		State Equalization Ratio	72.47		



0504  
 Population 1980 3,989  
 Population 1990 5,574  
 S & P Rating AA  
 Moody Rating AAA

General Tax Rate Per \$100. 1.67  
 State Equalized Tax Rate 1.67

DENNIS TOWNSHIP - CAPE MAY COUNTY  
 Form of Government  
 Township Committee  
 Number of Members - 3

PER CAPITA:  
 Gross Debt 556.80  
 Net Debt 174.56  
 Debt Service 20.20  
 Total Tax Levy 921.67  
 Municipal Expenditures 470.07  
 PER CENT:  
 Gross Debt 1.32  
 Net Debt .41  
 Tax Levy Collected 86.79  
 Tax Levy Cancelled, Abated or Adjusted .44

EXPENDITURES		REVENUES-REALIZED		1990 PROPERTY TAX	
GENERAL GOVERNMENT				STATE EQUALIZED TAX RATE 1.66	
Governing Body & Public Boards		1990 Property Taxes Collected 4,476,057.52		Local District School Taxes	3,137,417.67
Municipal Clerk	75,250.00	1990 Payments in Lieu of Taxes		Regional & Consolidated School Tax	
Financial Administration	53,000.00	Delinquent Tax & Lien Collections 441,299.33		School Taxes in Municipal Budget	
Assessment of Taxes	82,200.00	Business Personalty Replacement Taxes 16,926.52		County Taxes	.36 *
Collection of Taxes	37,420.00	Taxes from Public Utilities 661,466.00		County Library Taxes	.02
Planning, Housing & Development	12,091.00	Other Miscellaneous Tax Revenues		Local Municipal Purpose Taxes	.22
Human Resources	3,000.00	State Aid Revenues 12,091.00		Veteran & Senior Citizen Taxes	53,150.00
Elections	315,150.00	Federal Aid Revenues		Total Taxes for Rate Computation	1.66
General Administration (other)	75,000.00	State and Local Fiscal Assistance Act Utilized		Special District Taxes	153,132.00
JUDICIARY		Sale of Acquired Property		Bank Corp. Taxes	
Municipal Courts	5,460.00	Other Miscellaneous Revenues 398,160.63		Added and Omitted Taxes	74,541.20
PUBLIC SAFETY		Total 6,006,001.05		Total Taxes Levied - ABSTRACT	5,137,405.82
Fire Protection	165,000.00	Prior Years Surplus Appropriated 700,000.00		Total Taxes Billed	5,157,325.00
Police Protection	14,950.00	REVENUES TOTAL 6,706,001.05		1990 TAXES COLLECTED	4,476,057.52
Civil Defense & Disaster Control	50,500.00	Reserve For Uncollected Taxes 525,643.98		1990 Taxes Cancelled, Abated or Adjusted	22,663.96
Environmental Inspection & Control		CAPITAL OUTLAY TOTAL 563,441.74		Transfer to Tax Title Liens or Foreclosed	34,920.12
Other Public Safety				Balance Outstanding Dec. 31, 1990	623,683.40
PUBLIC WORKS				PRIOR YEARS TAXES OUTSTANDING	
Streets and Drainage	255,000.00	Public Enterprises		Balance January 1, 1990	429,642.90
Sewers and Sewage Processing	108,350.00	Recreation-Culture		Collected in 1990	414,240.36
Gorbage and Trash Disposal	309,900.00	Public Works		Cancelled, Abated or Adjusted 1990	606.54
Public Buildings and Grounds	59,050.00	Buildings and Grounds		Transfers to Tax Title Liens or Foreclosed	10,912.42
Other Public Works		Library and Education		Balance December 31, 1990	3,883.58
HEALTH and WELFARE		Conservation		TAX TITLE LIENS OUTSTANDING	
Health Services Except Environmental	6,060.00	All Other		Balance January 1, 1990	126,418.45
Welfare-Public Assistance	26,500.00	CAPITAL DEBT AUTHORIZED, DECEMBER 31, 1990		Transfer From Taxes	47,262.39
Hospital, Clinics, First Aid		ISSUED AND UNISSUED GROSS DEBT NET DEBT		Redeemed in 1990	27,059.02
Animal, Insect, & Rodent Control	16,750.00	School 2,130,600		Cancelled, Abated or Adjusted (1990)	
Other Welfare Services		Self-Liquidating		Transfers to Foreclosed Property	
RECREATION and CONSERVATION		Other 973,000 973,000		Balance December 31, 1990	146,621.82
Beaches and Boardwalks		Total 3,103,600 973,000		PROPERTY ACQUIRED BY DEED OR FORECLOSURE	
Parks, Playgrounds, Shade Trees	10,000.00	ISSUED AND OUTSTANDING		Balance January 1, 1990	73,140.00
Land Reclamation & Conservation	23,300.00	School 2,125,000.00		Transfers From Taxes or Liens	
Other Recreational Services		Self-Liquidating		Sale for Cash (1990)	
EDUCATION (excluding schools)		Other 800,000.00		Cancelled, Abated or Adjusted (1990)	
Libraries		Total 2,925,000.00		Balance December 31, 1990	73,140.00
Other Educational Services		EQUALIZED VALUATION BASIS		CURRENT FINANCES DECEMBER 31, 1990	
STATUTORY EXPENDITURES		FOR NET DEBT COMPUTATION 235,006,502		ASSETS	
Pensions & F. I. C. A.	110,000.00	REAL PROPERTY VALUATIONS		Cash Dec. 31, 1990	1,851,998.35
Employee Fringe Benefits	140,000.00	Code Class # of Parcels % VAL'N ASSESSED VALUATION		Taxes Receivable	627,566.98
Other Statutory Expenditures	1,000.00	1 Vacant Land 2132 17.94 52,323,900.00		Tax Title Liens	146,621.82
CETA And Other Public Employment Programs		2 Residential 2049 69.55 202,848,700.00		Foreclosed Property	73,140.00
MUNICIPAL FUNCTIONS TOTAL 1,954,931.00		3 Farm 285 2.38 6,923,000.00		Emergencies & Other Deferred Charges	86,995.00
CAPITAL IMPROVEMENTS *MEMO*		4a Commercial 89 10.13 29,548,800.00		State and Federal Aid Receivable	2,227.73
DEBT SERVICE		4b Industrial		Other Receivables	2,417.83
Principal Payments	50,000.00	4c Apartments		Total	2,790,967.71
Interest Payments	62,609.67	Total 4555 291,644,400.00		LIABILITIES, RESERVES, AND SURPLUS	
DEFERRED CHARGES	26,938.92	Land Area 64.97 Sq. Miles		Cash Liabilities	749,014.04
SCHOOL, COUNTY, SPECIAL DISTRICT TAXES	4,411,439.94	Net Valuation Taxable-Municipal 295,164,177		Reserves for Receivables	849,746.63
RESERVE FOR UNCOLLECTED TAXES	525,643.98	Net Valuation Taxable-County 252,911,035		Surplus Dec. 31, 1990	1,192,207.04
EXPENDITURES TOTAL 7,031,603.51		State Equalized Valuation 295,135,015		Total	2,790,967.71
		State Equalization Ratio 100.01			

1408  
 Population 1980 14,380  
 Population 1990 13,812  
 S & P Rating  
 Moody Rating A1

General Tax Rate Per \$100. 2.20  
 State Equalized Tax Rate 1.58

DENVILLE TOWNSHIP - MORRIS COUNTY  
 Form of Government  
 Mayor-Council Plan F (OMCL 50)  
 Number of Members - 7

PER CAPITA:  
 Gross Debt 1,693.72  
 Net Debt 1,291.67  
 Debt Service 66.67  
 Total Tax Levy 1,436.68  
 Municipal Expenditures 670.20

PER CENT:  
 Gross Debt 1.96  
 Net Debt 1.49  
 Tax Levy Collected 96.79  
 Tax Levy Cancelled, Abated or Adjusted .14

EXPENDITURES		REVENUES-REALIZED		1990 PROPERTY TAX	
GENERAL GOVERNMENT				STATE EQUALIZED TAX RATE	
Governing Body & Public Boards	154,420.00	1990 Property Taxes Collected	19,218,038.10	Local District School Taxes	6,714,262.50
Municipal Clerk		1990 Payments in Lieu of Taxes		Regional & Consolidated School Tax	5,646,214.89
Financial Administration	100,950.00	Delinquent Tax & Lien Collections	353,496.94	School Taxes in Municipal Budget	
Assessment of Taxes	48,450.00	Business Personalty Replacement Taxes	226,249.56	County Taxes	3,313,910.66
Collection of Taxes	71,225.00	Taxes from Public Utilities	1,264,523.00	County Library Taxes	
Planning, Housing & Development	220,500.00	Other Miscellaneous Tax Revenues		Local Municipal Purpose Taxes	4,076,763.91
Human Resources	129,508.00	State Aid Revenues	89,590.90	Veteran & Senior Citizen Taxes	113,350.00
Elections	6,150.00	Federal Aid Revenues		Total Taxes for Rate Computation	19,864,501.96
General Administration (other)	667,455.00	State and Local Fiscal Assistance Act Utilized		Special District Taxes	
JUDICIARY		Sale of Acquired Property		Bank Corp. Taxes	
Municipal Courts	113,287.51	Other Miscellaneous Revenues	2,358,117.72	Added and Omitted Taxes	92,233.45
PUBLIC SAFETY		Total	23,510,016.22	Total Taxes Levied - ABSTRACT	19,843,385.41
Fire Protection	237,900.00	Prior Years Surplus Appropriated	1,000,000.00	Total Taxes Billed	19,856,032.12
Police Protection	1,730,598.08	REVENUES TOTAL	24,510,016.22	1990 TAXES COLLECTED	19,218,038.10
Civil Defense & Disaster Control	2,500.00	Reserve For Uncollected Taxes	588,814.28	1990 Taxes Cancelled, Abated or Adjusted	28,553.22
Environmental Inspection & Control	149,700.00	CAPITAL OUTLAY TOTAL	4,222,208.76	Transfer to Tax Title Liens or Foreclosed	41,987.00
Other Public Safety				Balance Outstanding Dec. 31, 1990	567,453.80
PUBLIC WORKS				PRIOR YEARS TAXES OUTSTANDING	
Streets and Drainage	811,000.00	Public Enterprises	3,384,954.67	Balance January 1, 1990	379,158.62
Sewers and Sewage Processing	50,000.00	Recreation-Culture		Collected in 1990	349,785.74
Garbage and Trash Disposal	1,187,500.00	Public Works	63,864.36	Cancelled, Abated or Adjusted 1990	8,118.54
Public Buildings and Grounds	239,300.00	Buildings and Grounds	773,339.73	Transfers to Tax Title Liens or Foreclosed	18,407.12
Other Public Works	10,000.00	Library and Education		Balance December 31, 1990	2,847.22
HEALTH and WELFARE		Conservation		TAX TITLE LIENS OUTSTANDING	
Health Services Except Environmental	184,528.00	All Other		Balance January 1, 1990	13,802.66
Welfare-Public Assistance	45,425.00	CAPITAL DEBT AUTHORIZED, DECEMBER 31, 1990		Transfer From Taxes	63,081.18
Hospital, Clinics, First Aid		ISSUED AND UNISSUED		Redeemed in 1990	3,711.20
Animal, Insect, & Rodent Control	19,500.00	School	676,856	Cancelled, Abated or Adjusted (1990)	
Other Welfare Services		Self-Liquidating	14,456,172	Transfers to Foreclosed Property	7,711.89
RECREATION and CONSERVATION		Other	8,260,692	Balance December 31, 1990	65,460.75
Beaches and Boardwalks		Total	23,393,720	PROPERTY ACQUIRED BY DEED OR FORECLOSURE	
Parks, Playgrounds, Shade Trees	241,550.00	ISSUED AND OUTSTANDING		Balance January 1, 1990	399,270.11
Land Reclamation & Conservation	3,300.00	School	676,856.57	Transfers From Taxes or Liens	7,711.89
Other Recreational Services	58,750.00	Self-Liquidating	3,158,096.58	Sale for Cash (1990)	
EDUCATION (excluding schools)		Other	6,731,000.00	Cancelled, Abated or Adjusted (1990)	
Libraries	450,000.00	Total	10,565,953.15	Balance December 31, 1990	406,982.00
Other Educational Services		EQUALIZED VALUATION BASIS		CURRENT FINANCES DECEMBER 31, 1990	
STATUTORY EXPENDITURES		FOR NET DEBT COMPUTATION	1,195,428,627	ASSETS	
Pensions & F. I. C. A.	469,573.00	REAL PROPERTY VALUATIONS		Cash Dec. 31, 1990	3,828,316.31
Employee Fringe Benefits	339,000.00	Code Class # of Parcels % VAL'N		Taxes Receivable	570,301.02
Other Statutory Expenditures	100.00	1 Vacant Land 743 3.68		Tax Title Liens	65,460.75
CETA And Other Public Employment Programs		2 Residential 4783 77.11		Foreclosed Property	406,982.00
MUNICIPAL FUNCTIONS TOTAL	7,747,174.59	3 Farm 56 .45		Emergencies & Other Deferred Charges	
CAPITAL IMPROVEMENTS *MEMO*	157,500.00	4a Commercial 344 12.57		State and Federal Aid Receivable	
DEBT SERVICE		4b Industrial 39 5.85		Other Receivables	154,613.43
Principal Payments	545,000.00	4c Apartments 11 .34		Total	5,025,673.51
Interest Payments	375,802.00	Total 5986		LIABILITIES, RESERVES, AND SURPLUS	
DEFERRED CHARGES		Land Area 12.70 Sq. Miles		Cash Liabilities	3,043,879.08
SCHOOL, COUNTY, SPECIAL DISTRICT TAXES	15,674,338.05	Net Valuation Taxable-Municipal	898,354,485	Reserves for Receivables	1,197,357.20
RESERVE FOR UNCOLLECTED TAXES	588,814.28	Net Valuation Taxable-County	1,300,484,221	Surplus Dec. 31, 1990	784,437.23
EXPENDITURES TOTAL	24,931,238.92	State Equalized Valuation	1,249,326,340	Total	5,025,673.51
		State Equalization Ratio	71.76		



0802  
 Population 1980 23,473  
 Population 1990 24,137  
 S & P Rating  
 Moody Rating A

General Tax Rate Per \$100. 4.03  
 State Equalized Tax Rate 2.25

DEPTFORD TOWNSHIP - GLOUCESTER CO.  
 Form of Government  
 Council-Manager Plan E (OMCL 50)  
 Number of Members - 7

PER CAPITA:  
 Gross Debt 163.98  
 Net Debt 160.46  
 Debt Service 45.10  
 Total Tax Levy 947.20  
 Municipal Expenditures 438.30  
 PER CENT:  
 Gross Debt .51  
 Net Debt .50  
 Tax Levy Collected 92.37  
 Tax Levy Cancelled, Abated or Adjusted .48

EXPENDITURES		REVENUES-REALIZED		1990 PROPERTY TAX	
GENERAL GOVERNMENT				STATE EQUALIZED TAX RATE	
Governing Body & Public Boards	32,350.00	1990 Property Taxes Collected		Local District School Taxes	1.16 10,798,596.63
Municipal Clerk	72,130.00	1990 Payments in Lieu of Taxes		Regional & Consolidated School Tax	
Financial Administration	142,724.00	Delinquent Tax & Lien Collections		School Taxes in Municipal Budget	
Assessment of Taxes	128,557.00	Business Personalty Replacement Taxes		County Taxes	.60 5,614,919.41
Collection of Taxes	127,773.00	Taxes from Public Utilities		County Library Taxes	
Planning, Housing & Development	74,914.00	Other Miscellaneous Tax Revenues		Local Municipal Purpose Taxes	.49 4,516,450.35
Human Resources	143,862.00	State Aid Revenues		Veteran & Senior Citizen Taxes	290,650.00
Elections	13,800.00	Federal Aid Revenues		Total Taxes for Rate Computation	2.25 21,220,616.39
General Administration (other)	716,473.00	State and Local Fiscal Assistance Act Utilized		Special District Taxes	954,119.79
JUDICIARY		Sale of Acquired Property		Bank Corp. Taxes	
Municipal Courts	145,441.03	Other Miscellaneous Revenues		Added and Omitted Taxes	978,598.10
PUBLIC SAFETY		Total		Total Taxes Levied - ABSTRACT	22,862,634.27
Fire Protection	5,537.00	Prior Years Surplus Appropriated		Total Taxes Billed	22,917,292.75
Police Protection	2,283,140.36	REVENUES TOTAL		1990 TAXES COLLECTED	21,167,798.77
Civil Defense & Disaster Control	11,500.00	Reserve For Uncollected Taxes		1990 Taxes Cancelled, Abated or Adjusted	108,970.17
Environmental Inspection & Control	204,191.00	CAPITAL OUTLAY TOTAL		Transfer to Tax Title Liens or Foreclosed	217,318.15
Other Public Safety				Balance Outstanding Dec. 31, 1990	1,423,205.66
PUBLIC WORKS				PRIOR YEARS TAXES OUTSTANDING	
Streets and Drainage	580,617.00	Public Enterprises		Balance January 1, 1990	1,833,998.27
Sewers and Sewage Processing	322,411.00	Recreation-Culture		Collected in 1990	1,292,765.06
Garbage and Trash Disposal	1,045,245.00	Public Works		Cancelled, Abated or Adjusted 1990	17,230.98
Public Buildings and Grounds	52,052.00	Buildings and Grounds		Transfers to Tax Title Liens or Foreclosed	209,305.51
Other Public Works	237,907.00	Library and Education		Balance December 31, 1990	314,696.72
HEALTH and WELFARE		Conservation		TAX TITLE LIENS OUTSTANDING	
Health Services Except Environmental	36,641.00	All Other		Balance January 1, 1990	366,064.11
Welfare-Public Assistance	76,302.00	CAPITAL DEBT AUTHORIZED, DECEMBER 31, 1990		Transfer From Taxes	471,293.99
Hospital, Clinics, First Aid		ISSUED AND UNISSUED GROSS DEBT NET DEBT		Redeemed in 1990	65,493.43
Animal, Insect, & Rodent Control	25,000.00	School 85,000		Cancelled, Abated or Adjusted (1990)	
Other Welfare Services		Self-Liquidating		Transfers to Foreclosed Property	114,087.59
RECREATION and CONSERVATION		Other 3,873,025		Balance December 31, 1990	657,777.08
Beaches and Boardwalks		Total 3,958,025		PROPERTY ACQUIRED BY DEED OR FORECLOSURE	
Parks, Playgrounds, Shade Trees	166,576.00	ISSUED AND OUTSTANDING		Balance January 1, 1990	1,460,612.41
Land Reclamation & Conservation	195,415.00	School 85,000.00		Transfers From Taxes or Liens	114,087.59
Other Recreational Services	3,000.00	Self-Liquidating		Sale for Cash (1990)	
EDUCATION (excluding schools)		Other 3,820,950.00		Cancelled, Abated or Adjusted (1990)	108,800.00
Libraries	273,344.00	Total 3,905,950.00		Balance December 31, 1990	1,465,900.00
Other Educational Services		EQUALIZED VALUATION BASIS		CURRENT FINANCES DECEMBER 31, 1990	
STATUTORY EXPENDITURES		FOR NET DEBT COMPUTATION		ASSETS	
Pensions & F. I. C. A.	460,321.04	REAL PROPERTY VALUATIONS		Cash Dec. 31, 1990	5,632,703.14
Employee Fringe Benefits	488,743.08	Code Class # of Parcels % VAL'N ASSESSED VALUATION		Taxes Receivable	1,737,902.38
Other Statutory Expenditures	20,000.00	1 Vacant Land 2494 6.34 32,751,500.00		Tax Title Liens	657,777.08
CETA And Other Public Employment Programs		2 Residential 7050 60.07 310,533,700.00		Foreclosed Property	1,465,900.00
MUNICIPAL FUNCTIONS TOTAL	8,085,936.51	3 Farm 261 .84 4,323,900.00		Emergencies & Other Deferred Charges	35,250.00
CAPITAL IMPROVEMENTS *MEMO*		4a Commercial 300 28.81 148,930,200.00		State and Federal Aid Receivable	
DEBT SERVICE		4b Industrial 5 .46 2,366,400.00		Other Receivables	263,728.57
Principal Payments	845,600.00	4c Apartments 10 3.49 18,030,800.00		Total	9,793,261.17
Interest Payments	242,905.30	Total 10120 516,936,500.00		LIABILITIES, RESERVES, AND SURPLUS	
DEFERRED CHARGES	82,483.76	Land Area 17.58 Sq. Miles		Cash Liabilities	4,344,553.80
SCHOOL, COUNTY, SPECIAL DISTRICT TAXES	17,367,635.82	Net Valuation Taxable-Municipal		Reserves for Receivables	4,125,308.03
RESERVE FOR UNCOLLECTED TAXES	1,322,274.22	Net Valuation Taxable-County		Surplus Dec. 31, 1990	1,323,399.34
EXPENDITURES TOTAL	27,946,835.61	State Equalized Valuation		Total	9,793,261.17
		State Equalization Ratio			



1409  
 Population 1980 14,681  
 Population 1990 15,115  
 S & P Rating  
 Moody Rating A  
 General Tax Rate Per \$100. 4.93  
 State Equalized Tax Rate 2.18

DOVER TOWN - MORRIS COUNTY  
 Form of Government  
 Town Council  
 Number of Members - 9

PER CAPITA:  
 Gross Debt 357.79  
 Net Debt 242.47  
 Debt Service 50.58  
 Total Tax Levy 1,056.54  
 Municipal Expenditures 594.84  
 PER CENT:  
 Gross Debt .80  
 Net Debt .54  
 Tax Levy Collected 97.54  
 Tax Levy Cancelled, Abated or Adjusted .40

EXPENDITURES		REVENUES-REALIZED		1990 PROPERTY TAX	
GENERAL GOVERNMENT				STATE EQUALIZED TAX RATE 1.08	
Governing Body & Public Boards	63,031.10	1990 Property Taxes Collected		Local District Schaal Taxes	7,886,008.50
Municipal Clerk		15,592,777.60		Regional & Consolidated School Tax	
Financial Administration	157,833.00	1990 Payments in Lieu of Taxes		Schaal Taxes in Municipal Budget	
Assessment of Taxes	53,155.00	Delinquent Tax & Lien Collections		County Taxes	2,074,998.25
Collection of Taxes	57,546.00	Business Personalty Replacement Taxes		County Library Taxes	
Planning, Housing & Development	380,262.00	Taxes from Public Utilities		Local Municipal Purpose Taxes	5,944,333.00
Human Resources	126,991.00	Other Miscellaneous Tax Revenues		Veteran & Senior Citizen Taxes	91,950.00
Elections	10,000.00	State Aid Revenues		Total Taxes for Rate Computation	15,997,289.75
General Administration (other)	625,228.90	Federal Aid Revenues		Special District Taxes	
JUDICIARY		State and Local Fiscal Assistance Act Utilized		Bank Corp. Taxes	
Municipal Courts	151,263.00	Sale of Acquired Property		Added and Omitted Taxes	64,217.92
PUBLIC SAFETY		Other Miscellaneous Revenues		Total Taxes Levied - ABSTRACT	15,969,557.67
Fire Protection	226,500.00	Total		Total Taxes Billed	15,986,630.93
Police Protection	1,405,727.00	Prior Years Surplus Appropriated		1990 TAXES COLLECTED	15,592,777.60
Civil Defense & Disaster Control	2,077.00	REVENUES TOTAL		1990 Taxes Cancelled, Abated or Adjusted	63,544.41
Environmental Inspection & Control	94,757.00	Reserve For Uncollected Taxes		Transfer to Tax Title Liens or Foreclosed	17,787.44
Other Public Safety		CAPITAL OUTLAY TOTAL		Balance Outstanding Dec. 31, 1990	312,521.48
PUBLIC WORKS				PRIOR YEARS TAXES OUTSTANDING	
Streets and Drainage	632,422.00	Public Enterprises		Balance January 1, 1990	239,147.34
Sewers and Sewage Processing	709,365.00	Recreation-Culture		Collected in 1990	238,591.42
Garbage and Trash Disposal	1,203,844.00	Public Works		Cancelled, Abated or Adjusted 1990	12.52
Public Buildings and Grounds	40,073.00	Buildings and Grounds		Transfers to Tax Title Liens or Foreclosed	543.40
Other Public Works	7,000.00	Library and Education		Balance December 31, 1990	
HEALTH and WELFARE		Conservation		TAX TITLE LIENS OUTSTANDING	
Health Services Except Environmental	191,240.00	All Other		Balance January 1, 1990	91,057.91
Welfare-Public Assistance	84,740.00	CAPITAL DEBT AUTHORIZED, DECEMBER 31, 1990		Transfer From Taxes	18,445.93
Hospital, Clinics, First Aid		ISSUED AND UNISSUED GROSS DEBT NET DEBT		Redeemed in 1990	28,574.47
Animal, Insect, & Rodent Control	14,100.00	School 200,000		Cancelled, Abated or Adjusted (1990)	
Other Welfare Services		Self-Liquidating 1,543,000		Transfers to Foreclosed Property	
RECREATION and CONSERVATION		Other 3,665,000		Balance December 31, 1990	80,929.37
Beaches and Boardwalks		Total 5,408,000		PROPERTY ACQUIRED BY DEED OR FORECLOSURE	
Parks, Playgrounds, Shade Trees	164,670.00	ISSUED AND OUTSTANDING		Balance January 1, 1990	159,000.00
Land Reclamation & Conservation	40,000.00	Schaal 200,000.00		Transfers From Taxes or Liens	
Other Recreational Services	46,934.00	Self-Liquidating 1,543,000.00		Sale for Cash (1990)	
EDUCATION (excluding schools)		Other 3,551,000.00		Cancelled, Abated or Adjusted (1990)	
Libraries	229,047.29	Total 5,294,000.00		Balance December 31, 1990	159,000.00
Other Educational Services		EQUALIZED VALUATION BASIS		CURRENT FINANCES DECEMBER 31, 1990	
STATUTORY EXPENDITURES		FOR NET DEBT COMPUTATION		ASSETS	
Pensions & F. L. C. A.	435,201.00	REAL PROPERTY VALUATIONS		Cash Dec. 31, 1990	1,617,638.29
Employee Fringe Benefits	589,390.07	Code Class # of Parcels % VAL'N ASSESSED VALUATION		Taxes Receivable	312,521.48
Other Statutory Expenditures		1 Vacant Land 275 1.24 3,925,500.00		Tax Title Liens	80,929.37
CETA And Other Public Employment Programs		2 Residential 3328 67.62 214,545,407.00		Foreclosed Property	159,000.00
MUNICIPAL FUNCTIONS TOTAL	7,747,477.36	3 Farm 357 15.78 50,054,700.00		Emergencies & Other Deferred Charges	
CAPITAL IMPROVEMENTS *MEMO*	30,000.00	4a Commercial 45 10.91 34,627,200.00		State and Federal Aid Receivable	527,992.03
DEBT SERVICE		4c Apartments 32 4.45 14,116,000.00		Other Receivables	769,878.14
Principal Payments	450,000.00	Total 4037 317,268,807.00		Total	3,467,959.31
Interest Payments	314,514.50	Land Area 2.51 Sq. Miles		LIABILITIES, RESERVES, AND SURPLUS	
DEFERRED CHARGES	20,766.24	Net Valuation Taxable-Municipal		Cash Liabilities	970,314.80
SCHOOL, COUNTY, SPECIAL DISTRICT TAXES	9,961,006.75	Net Valuation Taxable-County		Reserves for Receivables	1,322,328.99
RESERVE FOR UNCOLLECTED TAXES	453,270.35	State Equalized Valuation		Surplus Dec. 31, 1990	1,175,315.52
EXPENDITURES TOTAL	18,952,035.20	State Equalization Ratio 44.14		Total	3,467,959.31

1507

Population 1980 64,455  
 Population 1990 76,371  
 S & P Rating  
 Moody Rating A1

General Tax Rate Per \$100. 3.84  
 State Equalized Tax Rate 1.82

DOVER TOWNSHIP - OCEAN COUNTY  
 Form of Government  
 Township Committee  
 Number of Members - 5

PER CAPITA:  
 Gross Debt 653.29  
 Net Debt 441.00  
 Debt Service 53.91  
 Total Tax Levy 1,488.77  
 Municipal Expenditures 550.24

PER CENT:  
 Gross Debt .88  
 Net Debt .59  
 Tax Levy Collected 94.45  
 Tax Levy Cancelled, Abated or Adjusted .27

EXPENDITURES		REVENUES-REALIZED		1990 PROPERTY TAX	
GENERAL GOVERNMENT				STATE EQUALIZED TAX RATE →	
Governing Body & Public Boards	49,450.00	1990 Property Taxes Collected		Local District School Taxes	
Municipal Clerk		107,426,878.61		Regional & Consolidated School Tax	1.15 69,356,713.08
Financial Administration	316,726.00	1990 Payments in Lieu of Taxes		School Taxes in Municipal Budget	
Assessment of Taxes	389,340.00	Delinquent Tax & Lien Collections		County Taxes	.38 * 22,917,361.25
Collection of Taxes	310,145.00	Business Personalty Replacement Taxes		County Library Taxes	.03 1,528,295.16
Planning, Housing & Development	439,525.00	Taxes from Public Utilities		Local Municipal Purpose Taxes	.26 15,481,994.97
Human Resources	324,936.98	Other Miscellaneous Tax Revenues		Veteran & Senior Citizen Taxes	945,500.00
Elections	18,710.00	State Aid Revenues		Total Taxes for Rate Computation	1.82 110,229,864.46
General Administration (other)	5,310,160.00	Federal Aid Revenues		Special District Taxes	3,100,199.15
JUDICIARY		State and Local Fiscal Assistance Act Utilized		Bank Corp. Taxes	
Municipal Courts	399,337.00	Sale of Acquired Property		Added and Omitted Taxes	1,313,943.39
PUBLIC SAFETY		Other Miscellaneous Revenues		Total Taxes Levied - ABSTRACT	113,698,507.00
Fire Protection		Total		Total Taxes Billed	113,735,749.04
Police Protection	7,743,912.57	Prior Years Surplus Appropriated		1990 TAXES COLLECTED	107,426,878.61
Civil Defense & Disaster Control	72,448.00	REVENUES TOTAL		1990 Taxes Cancelled, Abated or Adjusted	309,501.09
Environmental Inspection & Control	342,935.00	Reserve For Uncollected Taxes		Transfer to Tax Title Liens or Foreclosed	602,410.69
Other Public Safety		CAPITAL OUTLAY TOTAL		Balance Outstanding Dec. 31, 1990	5,396,952.65
PUBLIC WORKS				PRIOR YEARS TAXES OUTSTANDING	
Streets and Drainage	1,086,000.00	Public Enterprises		Balance January 1, 1990	4,898,135.92
Sewers and Sewage Processing		Recreation-Culture		Collected in 1990	4,396,352.17
Garbage and Trash Disposal	5,413,540.00	Public Works		Cancelled, Abated or Adjusted 1990	199,295.23
Public Buildings and Grounds	450,430.00	Buildings and Grounds		Transfers to Tax Title Liens or Foreclosed	282,840.62
Other Public Works	2,447,474.00	Library and Education		Balance December 31, 1990	19,657.90
HEALTH and WELFARE		Conservation		TAX TITLE LIENS OUTSTANDING	
Health Services Except Environmental	18,450.57	All Other		Balance January 1, 1990	286,807.84
Welfare-Public Assistance	568,840.00	CAPITAL DEBT AUTHORIZED, DECEMBER 31, 1990		Transfer From Taxes	935,637.59
Hospital, Clinics, First Aid		ISSUED AND UNISSUED GROSS DEBT NET DEBT		Redeemed in 1990	125,638.04
Animal, Insect, & Rodent Control		School 14,980,839		Cancelled, Abated or Adjusted (1990)	1,049.30
Other Welfare Services	81,827.00	Self-Liquidating 1,231,750		Transfers to Foreclosed Property	
RECREATION and CONSERVATION		Other 33,679,578		Balance December 31, 1990	1,096,008.09
Beaches and Boardwalks	258,500.00	Total 49,892,167		PROPERTY ACQUIRED BY DEED OR FORECLOSURE	
Parks, Playgrounds, Shade Trees	522,555.00	ISSUED AND OUTSTANDING		Balance January 1, 1990	1,527,200.00
Land Reclamation & Conservation	1,106,682.00	School 14,731,702.36		Transfers From Taxes or Liens	
Other Recreational Services	450,896.00	Self-Liquidating 25,504,000.00		Sale for Cash (1990)	
EDUCATION (excluding schools)		Other 40,235,702.36		Cancelled, Abated or Adjusted (1990)	
Libraries		Total		Balance December 31, 1990	1,527,200.00
Other Educational Services		EQUALIZED VALUATION BASIS		CURRENT FINANCES DECEMBER 31, 1990	
STATUTORY EXPENDITURES		FOR NET DEBT COMPUTATION		ASSETS	
Pensions & F. I. C. A.	2,498,391.51	REAL PROPERTY VALUATIONS		Cash Dec. 31, 1990	13,988,263.07
Employee Fringe Benefits	936,200.00	Code Class # of Parcels % VAL'N ASSESSED VALUATION		Taxes Receivable	5,416,816.55
Other Statutory Expenditures		1 Vacant Land 5022 4.47 126,460,900.00		Tax Title Liens	1,096,008.09
CETA And Other Public Employment Programs		2 Residential 31440 78.91 2,232,161,400.00		Foreclosed Property	1,527,200.00
MUNICIPAL FUNCTIONS TOTAL	31,557,411.63	3 Farm 77 .15 4,422,900.00		Emergencies & Other Deferred Charges	218,000.00
CAPITAL IMPROVEMENTS *MEMO*	318,041.21	4a Commercial 977 13.02 368,382,900.00		State and Federal Aid Receivable	
DEBT SERVICE		4b Industrial 168 2.13 60,229,300.00		Other Receivables	773,000.93
Principal Payments	2,341,000.00	4c Apartments 29 1.31 37,054,800.00		Total	23,019,088.64
Interest Payments	1,776,218.40	Total 37713 2,828,712,200.00		LIABILITIES, RESERVES, AND SURPLUS	
DEFERRED CHARGES	297,970.49	Land Area 41.62 Sq. Miles		Cash Liabilities	5,809,481.12
SCHOOL, COUNTY, SPECIAL DISTRICT TAXES	96,902,568.64	Net Valuation Taxable-Municipal		Reserves for Receivables	8,898,325.57
RESERVE FOR UNCOLLECTED TAXES	6,050,000.00	Net Valuation Taxable-County		Surplus Dec. 31, 1990	8,310,781.95
EXPENDITURES TOTAL	138,925,169.16	State Equalized Valuation		Total	23,019,088.64
		State Equalization Ratio			



0604  
Population 1980 1,803  
Population 1990 1,702  
S & P Rating  
Moody Rating

General Tax Rate Per \$100. 7.36  
State Equalized Tax Rate 2.54

DOWNE TOWNSHIP - CUMBERLAND CO.  
Form of Government  
Township Committee  
Number of Members - 3

PER CAPITA:  
Gross Debt 11.40  
Net Debt 11.40  
Debt Service 10.37  
Total Tax Levy 978.84  
Municipal Expenditures 426.71  
PER CENT:  
Gross Debt .04  
Net Debt .04  
Tax Levy Collected 89.61  
Tax Levy Cancelled, Abated or Adjusted .03

EXPENDITURES		REVENUES-REALIZED		1990 PROPERTY TAX	
GENERAL GOVERNMENT				STATE EQUALIZED TAX RATE 1.23	
Governing Body & Public Boards		1990 Property Taxes Collected 1,494,606.61		Local District School Taxes	758,862.58
Municipal Clerk				Regional & Consolidated School Tax	
Financial Administration	27,100.00	1990 Payments in Lieu of Taxes		School Taxes in Municipal Budget	
Assessment of Taxes	13,300.00	Delinquent Tax & Lien Collections 136,717.13		County Taxes	* 629,561.88
Collection of Taxes	21,500.00	Business Personalty Replacement Taxes 33,869.96		County Library Taxes	
Planning, Housing & Development	8,575.00	Taxes from Public Utilities 166,449.00		Local Municipal Purpose Taxes	.29 176,023.19
Human Resources		Other Miscellaneous Tax Revenues		Veteran & Senior Citizen Taxes	42,150.00
Elections	2,400.00	State Aid Revenues 55,420.97		Total Taxes for Rate Computation	2.54 1,606,597.65
General Administration (other)	155,234.30	Federal Aid Revenues		Special District Taxes	93,043.00
JUDICIARY		State and Local Fiscal Assistance Act Utilized		Bank Corp. Taxes	
Municipal Courts	17,900.00	Sale of Acquired Property		Added and Omitted Taxes	8,500.62
PUBLIC SAFETY		Other Miscellaneous Revenues 117,390.77		Total Taxes Levied - ABSTRACT	1,665,991.27
Fire Protection	200.00	Total 2,004,454.44		Total Taxes Billed	1,667,911.80
Police Protection	5,000.00	Prior Years Surplus Appropriated 155,000.00		1990 TAXES COLLECTED	1,494,606.61
Civil Defense & Disaster Control	3,500.00	REVENUES TOTAL 2,159,454.44		1990 Taxes Cancelled, Abated or Adjusted	451.24
Environmental Inspection & Control	13,500.00	Reserve For Uncollected Taxes 155,102.32		Transfer to Tax Title Liens or Foreclosed	10,169.94
Other Public Safety				Balance Outstanding Dec. 31, 1990	162,684.01
PUBLIC WORKS		CAPITAL OUTLAY TOTAL		PRIOR YEARS TAXES OUTSTANDING	
Streets and Drainage	143,200.00	Public Enterprises		Balance January 1, 1990	137,226.41
Sewers and Sewage Processing		Recreation-Culture		Collected in 1990	125,615.94
Garbage and Trash Disposal	77,400.00	Public Works		Cancelled, Abated or Adjusted 1990	
Public Buildings and Grounds	4,000.00	Buildings and Grounds		Transfers to Tax Title Liens or Foreclosed	11,530.67
Other Public Works		Library and Education		Balance December 31, 1990	79.80
HEALTH and WELFARE		Conservation		TAX TITLE LIENS OUTSTANDING	
Health Services Except Environmental	150.00	All Other		Balance January 1, 1990	35,933.65
Welfare-Public Assistance	6,200.00	CAPITAL DEBT AUTHORIZED, DECEMBER 31, 1990		Transfer From Taxes	23,558.39
Hospital, Clinics, First Aid		ISSUED AND UNISSUED GROSS DEBT NET DEBT		Redeemed in 1990	11,101.19
Animal, Insect, & Rodent Control	6,200.00	School		Cancelled, Abated or Adjusted (1990)	
Other Welfare Services		Self-Liquidating		Transfers to Foreclosed Property	
RECREATION and CONSERVATION		Other 19,400 19,400		Balance December 31, 1990	48,390.85
Beaches and Boardwalks		Total 19,400 19,400		PROPERTY ACQUIRED BY DEED OR FORECLOSURE	
Parks, Playgrounds, Shade Trees		ISSUED AND OUTSTANDING		Balance January 1, 1990	48,500.00
Land Reclamation & Conservation		School		Transfers From Taxes or Liens	
Other Recreational Services		Self-Liquidating		Sale for Cash (1990)	
EDUCATION (excluding schools)		Other 19,400.00		Cancelled, Abated or Adjusted (1990)	
Libraries		Total 19,400.00		Balance December 31, 1990	48,500.00
Other Educational Services		EQUALIZED VALUATION BASIS		CURRENT FINANCES DECEMBER 31, 1990	
STATUTORY EXPENDITURES		FOR NET DEBT COMPUTATION 53,402,476		ASSETS	
Pensions & F. I. C. A.	20,500.00	REAL PROPERTY VALUATIONS		Cash Dec. 31, 1990	722,961.84
Employee Fringe Benefits	13,800.00	Code Class # of Parcels % VAL'N ASSESSED VALUATION		Taxes Receivable	162,763.81
Other Statutory Expenditures		1 Vacant Land 856 16.6C 3,478,500.00		Tax Title Liens	48,390.85
CETA And Other Public Employment Programs		2 Residential 917 64.42 13,498,500.00		Foreclosed Property	48,500.00
MUNICIPAL FUNCTIONS TOTAL 539,659.30		3 Farm 133 8.20 1,716,100.00		Emergencies & Other Deferred Charges	40,000.00
CAPITAL IMPROVEMENTS *MEMO*		4a Commercial 64 9.30 2,054,000.00		State and Federal Aid Receivable	121,280.96
DEBT SERVICE		4b Industrial 4 .68 142,600.00		Other Receivables	10,565.51
Principal Payments	15,400.00	4c Apartments 2 .30 63,200.00		Total	1,154,462.97
Interest Payments	2,251.32	Total 1976 20,952,900.00		LIABILITIES, RESERVES, AND SURPLUS	
DEFERRED CHARGES	13,842.00	Land Area 54.35 Sq. Miles		Cash Liabilities	610,397.08
SCHOOL, COUNTY, SPECIAL DISTRICT TAXES	1,481,467.46	Net Valuation Taxable-Municipal 21,258,921		Reserves for Receivables	391,501.13
RESERVE FOR UNCOLLECTED TAXES	155,102.32	Net Valuation Taxable-County 54,781,756		Surplus Dec. 31, 1990	152,564.76
EXPENDITURES TOTAL 2,207,722.40		State Equalized Valuation 60,968,731		Total	1,154,462.97
		State Equalization Ratio 34.54			

\*Includes County Health Service Taxes, County Vocational School Taxes, or County Open Space Tax. See Table 13.



0210

Population 1980 **18,334**  
 Population 1990 **17,187**  
 S & P Rating  
 Moody Rating **A**

General Tax Rate Per \$100.

**2.12**

State Equalized Tax Rate

**2.27**

**DUMONT BOROUGH - BERGEN COUNTY**  
**Form of Government**  
**Borough Council**  
**Number of Members - 6**

PER CAPITA:

Gross Debt **262.16**  
 Net Debt **258.79**  
 Debt Service **47.20**  
 Total Tax Levy **1,354.70**  
 Municipal Expenditures **585.49**

PER CENT:

Gross Debt **.45**  
 Net Debt **.45**  
 Tax Levy Collected **97.81**  
 Tax Levy Cancelled, Abated or Adjusted **.65**

EXPENDITURES		REVENUES-REALIZED		1990 PROPERTY TAX	
<b>GENERAL GOVERNMENT</b>				<b>STATE EQUALIZED TAX RATE</b>	
Governing Body & Public Boards		1990 Property Taxes Collected	<b>22,878,308.23</b>	Local District School Taxes	<b>1.30</b>
Municipal Clerk		1990 Payments in Lieu of Taxes		Regional & Consolidated School Tax	
Financial Administration	<b>43,008.00</b>	Delinquent Tax & Lien Collections	<b>335,052.51</b>	School Taxes in Municipal Budget	
Assessment of Taxes	<b>40,133.00</b>	Business Personalty Replacement Taxes	<b>68,051.16</b>	County Taxes	<b>.24</b>
Collection of Taxes	<b>75,885.00</b>	Taxes from Public Utilities	<b>885,784.00</b>	County Library Taxes	
Planning, Housing & Development	<b>8,110.00</b>	Other Miscellaneous Tax Revenues		Local Municipal Purpose Taxes	<b>.72</b>
Human Resources	<b>130,995.50</b>	State Aid Revenues	<b>213,019.42</b>	Veteran & Senior Citizen Taxes	
Elections	<b>4,300.00</b>	Federal Aid Revenues		Total Taxes for Rate Computation	<b>2.26</b>
General Administration (other)	<b>601,188.00</b>	State and Local Fiscal Assistance Act Utilized		Special District Taxes	
<b>JUDICIARY</b>		State and Local Fiscal Assistance Act Utilized		Bank Corp. Taxes	
Municipal Courts	<b>61,075.00</b>	Sale of Acquired Property		Added and Omitted Taxes	<b>26,058.79</b>
<b>PUBLIC SAFETY</b>		Other Miscellaneous Revenues	<b>517,898.81</b>	Total Taxes Levied - ABSTRACT	<b>23,283,192.71</b>
Fire Protection	<b>214,933.00</b>	Total	<b>24,898,114.13</b>	Total Taxes Billed	<b>23,390,412.75</b>
Police Protection	<b>1,835,539.65</b>	Prior Years Surplus Appropriated	<b>347,000.00</b>	1990 TAXES COLLECTED	<b>22,878,308.23</b>
Civil Defense & Disaster Control		REVENUES TOTAL	<b>25,245,114.13</b>	1990 Taxes Cancelled, Abated or Adjusted	<b>151,221.61</b>
Environmental Inspection & Control	<b>38,031.00</b>	Reserve For Uncollected Taxes	<b>922,000.00</b>	Transfer to Tax Title Liens or Foreclosed	
Other Public Safety	<b>2,700.00</b>	CAPITAL OUTLAY TOTAL	<b>661,635.53</b>	Balance Outstanding Dec. 31, 1990	<b>360,882.91</b>
<b>PUBLIC WORKS</b>				<b>PRIOR YEARS TAXES OUTSTANDING</b>	
Streets and Drainage	<b>632,359.00</b>	Public Enterprises		Balance January 1, 1990	<b>337,652.02</b>
Sewers and Sewage Processing	<b>2,879,503.70</b>	Recreation-Culture	<b>7,681.57</b>	Collected in 1990	<b>335,052.51</b>
Garbage and Trash Disposal		Public Works	<b>156,551.94</b>	Cancelled, Abated or Adjusted 1990	
Public Buildings and Grounds	<b>34,858.00</b>	Buildings and Grounds	<b>497,402.12</b>	Transfers to Tax Title Liens or Foreclosed	
Other Public Works	<b>42,500.00</b>	Library and Education		Balance December 31, 1990	<b>2,599.51</b>
<b>HEALTH and WELFARE</b>		Conservation		<b>TAX TITLE LIENS OUTSTANDING</b>	
Health Services Except Environmental	<b>69,017.00</b>	All Other		Balance January 1, 1990	
Welfare-Public Assistance	<b>39,000.00</b>	CAPITAL DEBT AUTHORIZED, DECEMBER 31, 1990		Transfer From Taxes	
Hospital, Clinics, First Aid		ISSUED AND UNISSUED		Redeemed in 1990	
Animal, Insect, & Rodent Control		School		Cancelled, Abated or Adjusted (1990)	
Other Welfare Services		Self-Liquidating		Transfers to Foreclosed Property	
<b>RECREATION and CONSERVATION</b>		Other	<b>4,505,750</b>	Balance December 31, 1990	
Beaches and Boardwalks		Total	<b>4,505,750</b>	<b>PROPERTY ACQUIRED BY DEED OR FORECLOSURE</b>	
Parks, Playgrounds, Shade Trees				Balance January 1, 1990	<b>79,526.00</b>
Land Reclamation & Conservation	<b>296,322.75</b>	ISSUED AND OUTSTANDING		Transfers From Taxes or Liens	
Other Recreational Services	<b>58,822.00</b>	School		Sale for Cash (1990)	
<b>EDUCATION (excluding schools)</b>		Self-Liquidating		Cancelled, Abated or Adjusted (1990)	
Libraries	<b>310,417.00</b>	Other	<b>3,757,750.00</b>	Balance December 31, 1990	<b>79,526.00</b>
Other Educational Services		Total	<b>3,757,750.00</b>	<b>CURRENT FINANCES DECEMBER 31, 1990</b>	
<b>STATUTORY EXPENDITURES</b>		EQUALIZED VALUATION BASIS		<b>ASSETS</b>	
Pensions & F. I. C. A.	<b>461,053.53</b>	FOR NET DEBT COMPUTATION	<b>994,829,811</b>	Cash Dec. 31, 1990	<b>1,463,372.51</b>
Employee Fringe Benefits	<b>337,800.00</b>	REAL PROPERTY VALUATIONS		Taxes Receivable	<b>363,482.42</b>
Other Statutory Expenditures		Code Class # of Parcels % VAL'N		Tax Title Liens	
CETA And Other Public Employment Programs		1 Vacant Land 31 .17	<b>1,840,700.00</b>	Foreclosed Property	<b>79,526.00</b>
<b>MUNICIPAL FUNCTIONS</b>		2 Residential 4920 89.84	<b>982,349,500.00</b>	Emergencies & Other Deferred Charges	<b>48,256.00</b>
CAPITAL IMPROVEMENTS	<b>55,000.00</b>	3 Farm 1	<b>11,700.00</b>	State and Federal Aid Receivable	<b>22,779.73</b>
<b>DEBT SERVICE</b>		4a Commercial 138 6.35	<b>69,461,900.00</b>	Other Receivables	<b>13,507.22</b>
Principal Payments	<b>535,000.00</b>	4b Industrial 11 .52	<b>5,670,800.00</b>	Total	<b>1,990,923.88</b>
Interest Payments	<b>276,171.35</b>	4c Apartments 23 3.12	<b>34,064,600.00</b>	<b>LIABILITIES, RESERVES, AND SURPLUS</b>	
		Total 5124	<b>1,093,399,200.00</b>	Cash Liabilities	<b>868,087.36</b>
<b>DEFERRED CHARGES</b>		Land Area 1.80 Sq. Miles		Reserves for Receivables	<b>456,515.64</b>
SCHOOL, COUNTY, SPECIAL DISTRICT TAXES	<b>15,872,798.07</b>	Net Valuation Taxable-Municipal	<b>1,102,092,168</b>	Surplus Dec. 31, 1990	<b>666,320.88</b>
RESERVE FOR UNCOLLECTED TAXES	<b>922,000.00</b>	Net Valuation Taxable-County	<b>1,033,500,056</b>	Total	<b>1,990,923.88</b>
EXPENDITURES TOTAL	<b>25,935,633.55</b>	State Equalized Valuation	<b>1,028,084,353</b>		
		State Equalization Ratio	<b>107.26</b>		

General Tax Rate Per \$100.	5.05
State Equalized Tax Rate	2.30

PER CAPITA:		PER CENT:	
Gross Debt	194.28	Gross Debt	.40
Net Debt	194.28	Net Debt	.40
Debt Service	19.39	Tax Levy Collected	96.56
Total Tax Levy	1,142.47	Tax Levy Cancelled, Abated or Adjusted	.04
Municipal Expenditures	486.54		

1987 / 3000



General Tax Rate Per \$100.	2.47
State Equalized Tax Rate	1.91

**EAGLESWOOD TOWNSHIP - OCEAN CO.**  
Form of Government  
**Township Committee**  
Number of Members - 3

PER CAPITA:		PER CENT:	
Gross Debt	1,396.10	Gross Debt	2.00
Net Debt	235.45	Net Debt	.34
Debt Service		Tax Levy Collected	78.26
Total Tax Levy	1,589.72	Tax Levy Cancelled, Abated	
Municipal Expenditures	749.31	or Adjusted	2.18

EXPENDITURES		REVENUES-REALIZED		1990 PROPERTY TAX	
GENERAL GOVERNMENT				STATE EQUALIZED TAX RATE	
Governing Body & Public Boards		1990 Property Taxes Collected	1,836,643.58	Local District School Taxes	.66 811,962.00
Municipal Clerk		1990 Payments in Lieu of Taxes		Regional & Consolidated School Tax	.61 743,286.04
Financial Administration	22,700.00	Delinquent Tax & Lien Collections	289,427.62	School Taxes in Municipal Budget	
Assessment of Taxes	16,000.00	Business Personalty Replacement Taxes	4,648.76	County Taxes	.33 * 403,011.42
Collection of Taxes	35,475.00	Taxes from Public Utilities	140,412.00	County Library Taxes	.02 26,876.05
Planning, Housing & Development	21,256.74	Other Miscellaneous Tax Revenues		Local Municipal Purpose Taxes	.28 345,623.48
Human Resources	250.00	State Aid Revenues	12,123.45	Veteran & Senior Citizen Taxes	20,950.00
Elections		Federal Aid Revenues		Total Taxes for Rate Computation	1.90 2,351,708.99
General Administration (other)	184,360.00	State and Local Fiscal Assistance Act Utilized		Special District Taxes	
JUDICIARY		Sale of Acquired Property		Bank Corp. Taxes	
Municipal Courts	34,750.00	Other Miscellaneous Revenues	450,825.93	Added and Omitted Taxes	15,666.26
PUBLIC SAFETY		Total	2,734,081.34	Total Taxes Levied - ABSTRACT	2,346,425.25
Fire Protection	30,229.45	Prior Years Surplus Appropriated		Total Taxes Billed	2,346,960.24
Police Protection	7,106.50	REVENUES TOTAL	2,734,081.34	1990 TAXES COLLECTED	1,836,643.58
Civil Defense & Disaster Control	2,100.00	Reserve For Uncollected Taxes	391,721.94	1990 Taxes Cancelled, Abated or Adjusted	51,199.09
Environmental Inspection & Control	13,750.00	CAPITAL OUTLAY TOTAL	47,404.05	Transfer to Tax Title Liens or Foreclosed	70,393.04
Other Public Safety				Balance Outstanding Dec. 31, 1990	388,734.53
PUBLIC WORKS		Public Enterprises		PRIOR YEARS TAXES OUTSTANDING	
Streets and Drainage	57,950.00	Recreation-Culture		Balance January 1, 1990	229,783.87
Sewers and Sewage Processing	550.00	Public Works		Collected in 1990	137,009.95
Garbage and Trash Disposal	151,960.00	Buildings and Grounds	47,404.05	Cancelled, Abated or Adjusted 1990	3,402.16
Public Buildings and Grounds	14,300.00	Library and Education		Transfers to Tax Title Liens or Foreclosed	36,676.90
Other Public Works	800.00	Conservation		Balance December 31, 1990	2,694.86
HEALTH and WELFARE		All Other		TAX TITLE LIENS OUTSTANDING	
Health Services Except Environmental	50.00	CAPITAL DEBT AUTHORIZED, DECEMBER 31, 1990		Balance January 1, 1990	170,205.08
Welfare-Public Assistance	2,000.00	ISSUED AND UNISSUED	GROSS DEBT	NET DEBT	
Hospital, Clinics, First Aid		School	1,376,388		Transfer From Taxes
Animal, Insect, & Rodent Control	7,900.00	Self-Liquidating	336,724		Redeemed in 1990
Other Welfare Services		Other	347,530		Cancelled, Abated or Adjusted (1990)
RECREATION and CONSERVATION		Total	2,060,642		347,530
Beaches and Boardwalks		ISSUED AND OUTSTANDING			Transfers to Foreclosed Property
Parks, Playgrounds, Shade Trees		School	1,376,388.03		Balance December 31, 1990
Land Reclamation & Conservation	14,525.00	Self-Liquidating	336,724.24		PROPERTY ACQUIRED BY DEED OR
Other Recreational Services	6,500.00	Other			FORECLOSURE
EDUCATION (excluding schools)		Total	1,713,112.27		Balance January 1, 1990
Libraries	250.00	EQUALIZED VALUATION BASIS			Transfers From Taxes or Liens
Other Educational Services		FOR NET DEBT COMPUTATION	102,090.655		31,986.46
STATUTORY EXPENDITURES		REAL PROPERTY VALUATIONS			Sale for Cash (1990)
Pensions & F. I. C. A.	32,327.00	Code Class # of Parcels % VAL'N	ASSESSED VALUATION		Cancelled, Abated or Adjusted (1990)
Employee Fringe Benefits	40,171.54	1 Vacant Land 576 27.27	25,579,000.00		Balance December 31, 1990
Other Statutory Expenditures	1,000.00	2 Residential 571 56.60	53,096,700.00		CURRENT FINANCES DECEMBER 31, 1990
CETA and Other Public Employment Programs		3 Farm 7 .20	191,200.00		ASSETS
MUNICIPAL FUNCTIONS		4a Commercial 59 12.71	11,923,900.00		Cash Dec. 31, 1990
CAPITAL IMPROVEMENTS	500.00	4b Industrial 8 3.01	2,819,900.00		Taxes Receivable
DEBT SERVICE		4c Apartments 1 .22	205,000.00		Tax Title Liens
Principal Payments		Total 1222	93,815,700.00		Foreclosed Property
Interest Payments		Land Area 16.50 Sq. Miles			Emergencies & Other Deferred Charges
DEFERRED CHARGES	16,000.00	Net Valuation Taxable-Municipal	94,460,859		State and Federal Aid Receivable
SCHOOL, COUNTY, SPECIAL DISTRICT TAXES	1,985,135.51	Net Valuation Taxable-County	105,761,507		Other Receivables
RESERVE FOR UNCOLLECTED TAXES	391,721.94	State Equalized Valuation	122,183,830		Total
EXPENDITURES	3,091,118.68	State Equalization Ratio	77.19		LIABILITIES, RESERVES, AND SURPLUS
TOTAL					Cash Liabilities
					Reserves for Receivables
					Surplus Dec. 31, 1990
					Total



1008

Population 1980 3,468  
 Population 1990 4,332  
 S & P Rating  
 Moody Rating

General Tax Rate Per \$100. 1.45  
 State Equalized Tax Rate 1.66

**EAST AMWELL TWP. - HUNTERDON CO.**  
**Form of Government**  
**Township Committee**  
**Number of Members - 3**

PER CAPITA:  
 Gross Debt 123.60  
 Net Debt 112.30  
 Debt Service 6.38  
 Total Tax Levy 1,300.74  
 Municipal Expenditures 310.47

PER CENT:  
 Gross Debt .17  
 Net Debt .15  
 Tax Levy Collected 94.86  
 Tax Levy Cancelled, Abated or Adjusted .46

EXPENDITURES		REVENUES-REALIZED		1990 PROPERTY TAX	
GENERAL GOVERNMENT				STATE EQUALIZED TAX RATE	
Governing Body & Public Boards	950.00	1990 Property Taxes Collected		Local District School Taxes	2,772,575.00
Municipal Clerk		1990 Payments in Lieu of Taxes		Regional & Consolidated School Tax	1,224,228.38
Financial Administration	37,224.00	Delinquent Tax & Lien Collections		School Taxes in Municipal Budget	
Assessment of Taxes	25,525.00	Business Personalty Replacement Taxes		County Taxes	1,025,648.87
Collection of Taxes	25,435.00	Taxes from Public Utilities		County Library Taxes	66,371.43
Planning, Housing & Development	104,332.00	Other Miscellaneous Tax Revenues		Local Municipal Purpose Taxes	519,511.54
Human Resources	12,716.00	State Aid Revenues		Veteran & Senior Citizen Taxes	29,000.00
Elections		Federal Aid Revenues		Total Taxes for Rate Computation	5,637,335.22
General Administration (other)	189,649.00	State and Local Fiscal Assistance Act Utilized		Special District Taxes	
JUDICIARY		Sale of Acquired Property		Bank Corp. Taxes	
Municipal Courts	18,530.00	Other Miscellaneous Revenues		Added and Omitted Taxes	26,481.41
PUBLIC SAFETY		Prior Years Surplus Appropriated		Total Taxes Levied - ABSTRACT	5,634,816.63
Fire Protection	49,200.00	REVENUES TOTAL		Total Taxes Billed	5,660,758.71
Police Protection	27,600.00	CAPITAL OUTLAY TOTAL		1990 TAXES COLLECTED	5,369,846.04
Civil Defense & Disaster Control				1990 Taxes Cancelled, Abated or Adjusted	25,928.05
Environmental Inspection & Control	23,330.00			Transfer to Tax Title Liens or Foreclosed	14,874.10
Other Public Safety				Balance Outstanding Dec. 31, 1990	250,110.52
PUBLIC WORKS				PRIOR YEARS TAXES OUTSTANDING	
Streets and Drainage	305,269.00			Balance January 1, 1990	349,673.78
Sewers and Sewage Processing	5,250.00			Collected in 1990	270,613.97
Garbage and Trash Disposal	10,275.00			Cancelled, Abated or Adjusted 1990	
Public Buildings and Grounds	26,451.00			Transfers to Tax Title Liens or Foreclosed	14,475.84
Other Public Works				Balance December 31, 1990	64,583.97
HEALTH and WELFARE				TAX TITLE LIENS OUTSTANDING	
Health Services Except Environmental	23,435.00			Balance January 1, 1990	1,042.57
Welfare-Public Assistance	3,105.00			Transfer From Taxes	31,366.20
Hospital, Clinics, First Aid				Redeemed in 1990	7,998.10
Animal, Insect, & Rodent Control	1,100.00			Cancelled, Abated or Adjusted (1990)	
Other Welfare Services				Transfers to Foreclosed Property	
RECREATION and CONSERVATION				Balance December 31, 1990	24,410.67
Beaches and Boardwalks				PROPERTY ACQUIRED BY DEED OR	
Parks, Playgrounds, Shade Trees	1,435.00			FORECLOSURE	
Land Reclamation & Conservation	2,730.00			Balance January 1, 1990	49,100.00
Other Recreational Services	5,092.00			Transfers From Taxes or Liens	
EDUCATION (excluding schools)				Sale for Cash (1990)	
Libraries				Cancelled, Abated or Adjusted (1990)	
Other Educational Services				Balance December 31, 1990	49,100.00
STATUTORY EXPENDITURES				CURRENT FINANCES DECEMBER 31, 1990	
Pensions & F. I. C. A.	41,206.00			ASSETS	
Employee Fringe Benefits	36,808.00			Cash Dec. 31, 1990	1,309,420.19
Other Statutory Expenditures	10.00			Taxes Receivable	314,694.49
CETA And Other Public Employment Programs				Tax Title Liens	24,410.67
MUNICIPAL FUNCTIONS TOTAL	982,727.00			Foreclosed Property	49,100.00
CAPITAL IMPROVEMENTS *MEMO*	30,000.00			Emergencies & Other Deferred Charges	53,556.00
DEBT SERVICE				State and Federal Aid Receivable	
Principal Payments				Other Receivables	3,911.69
Interest Payments	27,618.38			Total	1,755,093.04
DEFERRED CHARGES	19,556.00			LIABILITIES, RESERVES, AND SURPLUS	
SCHOOL, COUNTY, SPECIAL DISTRICT TAXES	5,088,823.68			Cash Liabilities	846,296.55
RESERVE FOR UNCOLLECTED TAXES	315,073.16			Reserves for Receivables	392,116.85
EXPENDITURES TOTAL	6,433,778.22			Surplus Dec. 31, 1990	516,679.64
				Total	1,755,093.04

Population 1980 37,711  
 Population 1990 43,548  
 S & P Rating  
 Moody Rating AA

General Tax Rate Per \$100. 3.71  
 State Equalized Tax Rate 2.08

EAST BRUNSWICK TWP. - MIDDLESEX CO.  
 Form of Government  
 Mayor-Council Plan E (OMCL 50)  
 Number of Members - 5

PER CAPITA:  
 Gross Debt 1,275.30  
 Net Debt 900.22  
 Debt Service 71.13  
 Total Tax Levy 1,621.36  
 Municipal Expenditures 634.53

PER CENT:  
 Gross Debt 1.81  
 Net Debt 1.23  
 Tax Levy Collected 97.10  
 Tax Levy Cancelled, Abated or Adjusted

EXPENDITURES		REVENUES-REALIZED		1990 PROPERTY TAX	
<b>GENERAL GOVERNMENT</b>				<b>STATE EQUALIZED TAX RATE</b>	
Governing Body & Public Boards	93,258.00	1990 Property Taxes Collected 68,595,591.98		Local District School Taxes 1.22	40,455,061.00
Municipal Clerk	124,219.00	1990 Payments in Lieu of Taxes		Regional & Consolidated School Tax	
Financial Administration	197,360.00	Delinquent Tax & Lien Collections 2,433,335.03		School Taxes in Municipal Budget	
Assessment of Taxes	146,165.00	Business Personalty Replacement Taxes 587,009.88		County Taxes .41	13,652,553.97
Collection of Taxes	164,036.00	Taxes from Public Utilities 2,319,035.00		County Library Taxes	
Planning, Housing & Development	329,288.00	Other Miscellaneous Tax Revenues		Local Municipal Purpose Taxes .44	14,641,878.00
Human Resources	250,482.00	State Aid Revenues 352,859.62		Veteran & Senior Citizen Taxes	269,450.00
Elections		Federal Aid Revenues		Total Taxes for Rate Computation 2.07	69,018,947.97
General Administration (other)	4,623,285.00	State and Local Fiscal Assistance Act Utilized		Special District Taxes	1,412,004.08
<b>JUDICIARY</b>		Sole of Acquired Property		Bank Corp. Taxes	
Municipal Courts	294,109.00	Other Miscellaneous Revenues		Added and Omitted Taxes	445,564.87
<b>PUBLIC SAFETY</b>		Total 82,973,549.16		Total Taxes Levied - ABSTRACT	70,607,066.92
Fire Protection	129,683.00	Prior Years Surplus Appropriated 1,500,000.00		Total Taxes Billed	70,643,612.05
Police Protection	5,474,276.00	<b>REVENUES TOTAL</b> 84,473,549.16		<b>1990 TAXES COLLECTED</b>	
Civil Defense & Disaster Control		Reserve For Uncollected Taxes 1,474,461.00		1990 Taxes Cancelled, Abated or Adjusted	
Environmental Inspection & Control	235,240.00	<b>CAPITAL OUTLAY TOTAL</b> 2,863,432.47		Transfer to Tax Title Liens or Foreclosed	
Other Public Safety				Balance Outstanding Dec. 31, 1990	
<b>PUBLIC WORKS</b>				<b>PRIOR YEARS TAXES OUTSTANDING</b>	
Streets and Drainage	1,549,882.00	Public Enterprises 772,975.25		Balance January 1, 1990	
Sewers and Sewage Processing		Recreation-Culture		Collected in 1990	
Garbage and Trash Disposal	3,030,000.00	Public Works 68,017.04		Cancelled, Abated or Adjusted 1990	
Public Buildings and Grounds	279,166.00	Buildings and Grounds 2,022,490.18		Transfers to Tax Title Liens or Foreclosed	
Other Public Works	386,240.50	Library and Education		Balance December 31, 1990	
<b>HEALTH and WELFARE</b>		Conservation		<b>TAX TITLE LIENS OUTSTANDING</b>	
Health Services Except Environmental	110,982.00	All Other		Balance January 1, 1990	
Welfare-Public Assistance	18,000.00	<b>CAPITAL DEBT AUTHORIZED, DECEMBER 31, 1990</b>		Transfer From Taxes	
Hospital, Clinics, First Aid		<b>ISSUED AND UNISSUED</b>		Redeemed in 1990	
Animal, Insect, & Rodent Control		<b>GROSS DEBT</b>		Cancelled, Abated or Adjusted (1990)	
Other Welfare Services	10,400.00	School 2,945,000		Transfers to Foreclosed Property	
<b>RECREATION and CONSERVATION</b>		Self-Liquidating 27,857,000		Balance December 31, 1990	
Beaches and Boardwalks		Other 24,734,593		<b>PROPERTY ACQUIRED BY DEED OR</b>	
Parks, Playgrounds, Shade Trees	647,178.00	Total 55,536,593		<b>FORECLOSURE</b>	
Land Reclamation & Conservation	510,051.00	<b>ISSUED AND OUTSTANDING</b>		Balance January 1, 1990	
Other Recreational Services	825,762.00	School 2,945,000.00		Transfers From Taxes or Liens	
<b>EDUCATION (excluding schools)</b>		Self-Liquidating 27,754,500.00		Sole for Cash (1990)	
Libraries	1,900,000.00	Other 21,652,200.00		Cancelled, Abated or Adjusted (1990)	
Other Educational Services	21,108.00	Total 52,351,700.00		Balance December 31, 1990	
<b>STATUTORY EXPENDITURES</b>		<b>EQUALIZED VALUATION BASIS</b>		<b>CURRENT FINANCES DECEMBER 31, 1990</b>	
Pensions & F. I. C. A.	1,699,570.00	<b>FOR NET DEBT COMPUTATION</b> 3,061,147,250		<b>ASSETS</b>	
Employee Fringe Benefits		<b>REAL PROPERTY VALUATIONS</b>		Cosh Dec. 31, 1990	
Other Statutory Expenditures	1,000.00			Taxes Receivable	
<b>CETA And Other Public Employment Programs</b>				Tax Title Liens	
<b>MUNICIPAL FUNCTIONS</b>				Foreclosed Property	
<b>CAPITAL IMPROVEMENTS</b>	23,050,740.50			Emergencies & Other Deferred Charges	
<b>DEBT SERVICE</b>				State and Federal Aid Receivable	
Principal Payments	1,077,192.80			Other Receivables	
Interest Payments	2,020,286.00			Total	
<b>DEFERRED CHARGES</b>	10,000.00			<b>LIABILITIES, RESERVES, AND SURPLUS</b>	
<b>SCHOOL, COUNTY, SPECIAL DISTRICT TAXES</b>	55,519,624.05			Cosh Liabilities	
<b>RESERVE FOR UNCOLLECTED TAXES</b>	1,474,461.00			Reserves for Receivables	
<b>EXPENDITURES TOTAL</b>	83,152,304.35			Surplus Dec. 31, 1990	



0803

Population 1980 4,144  
 Population 1990 5,253  
 S & P Rating  
 Moody Rating

General Tax Rate Per \$100. 3.20  
 State Equalized Tax Rate 1.84

## EAST GREENWICH TWP. - GLOUCESTER CO.

Form of Government  
 Township Committee  
 Number of Members - 3

PER CAPITA:  
 Gross Debt 432.87  
 Net Debt 383.98  
 Debt Service 26.20  
 Total Tax Levy 836.34  
 Municipal Expenditures 444.23

PER CENT:  
 Gross Debt 1.14  
 Net Debt 1.01  
 Tax Levy Collected 95.30  
 Tax Levy Cancelled, Abated or Adjusted .19

EXPENDITURES		REVENUES-REALIZED		1990 PROPERTY TAX	
<b>GENERAL GOVERNMENT</b>				<b>STATE EQUALIZED TAX RATE</b>	
Governing Body & Public Boards		1990 Property Taxes Collected	4,201,272.39	Local District School Taxes .56	1,331,054.02
Municipal Clerk		1990 Payments in Lieu of Taxes		Regional & Consolidated School Tax .50	1,180,437.24
Financial Administration	24,355.00	Delinquent Tax & Lien Collections	117,622.02	School Taxes in Municipal Budget	
Assessment of Taxes	19,857.00	Business Personalty Replacement Taxes	33,032.36	County Taxes .63	1,495,389.85
Collection of Taxes	23,150.00	Taxes from Public Utilities	1,101,742.00	County Library Taxes .02	57,566.51
Planning, Housing & Development	41,575.00	Other Miscellaneous Tax Revenues		Local Municipal Purpose Taxes .12	283,326.00
Human Resources	41,083.84	State Aid Revenues	31,278.04	Veteran & Senior Citizen Taxes	34,400.00
Elections		Federal Aid Revenues		Total Taxes for Rate Computation 1.83	4,382,173.62
General Administration (other)	233,556.06	State and Local Fiscal Assistance Act Utilized		Special District Taxes	
<b>JUDICIARY</b>		Sale of Acquired Property		Bank Corp. Taxes	
Municipal Courts	65,926.00	Other Miscellaneous Revenues	298,953.83	Added and Omitted Taxes	49,699.16
<b>PUBLIC SAFETY</b>		Total	5,783,900.64	Total Taxes Levied - ABSTRACT	4,397,472.78
Fire Protection	49,030.00	Prior Years Surplus Appropriated	532,606.38	Total Taxes Billed	4,408,610.73
Police Protection	565,832.33	REVENUES TOTAL	6,316,507.02	1990 TAXES COLLECTED	4,201,272.39
Civil Defense & Disaster Control	3,350.00	Reserve For Uncollected Taxes	138,833.09	1990 Taxes Cancelled, Abated or Adjusted	8,240.99
Environmental Inspection & Control	47,660.00	<b>CAPITAL OUTLAY TOTAL</b>	1,174,245.40	Transfer to Tax Title Liens or Foreclosed	45,561.60
Other Public Safety				Balance Outstanding Dec. 31, 1990	153,535.75
<b>PUBLIC WORKS</b>				<b>PRIOR YEARS TAXES OUTSTANDING</b>	
Streets and Drainage	548,799.00	Public Enterprises	40,000.00	Balance January 1, 1990	145,532.31
Sewers and Sewage Processing	25,000.00	Recreation-Culture		Collected in 1990	117,622.02
Garbage and Trash Disposal		Public Works	1,134,245.40	Cancelled, Abated or Adjusted 1990	.30
Public Buildings and Grounds	23,000.00	Buildings and Grounds		Transfers to Tax Title Liens or Foreclosed	17,517.50
Other Public Works		Library and Education		Balance December 31, 1990	10,392.49
<b>HEALTH and WELFARE</b>		Conservation		<b>TAX TITLE LIENS OUTSTANDING</b>	
Health Services Except Environmental	25,837.00	All Other		Balance January 1, 1990	24,460.91
Welfare-Public Assistance	1,562.00	<b>CAPITAL DEBT AUTHORIZED, DECEMBER 31, 1990</b>		Transfer From Taxes	66,015.41
Hospital, Clinics, First Aid		<b>ISSUED AND UNISSUED</b>		Redeemed in 1990	
Animal, Insect, & Rodent Control	3,000.00	School	274,051	Cancelled, Abated or Adjusted (1990)	
Other Welfare Services		Self-Liquidating		Transfers to Foreclosed Property	
<b>RECREATION and CONSERVATION</b>		Other	2,001,972	Balance December 31, 1990	90,476.32
Beaches and Boardwalks		Total	2,276,023	<b>PROPERTY ACQUIRED BY DEED OR FORECLOSURE</b>	
Parks, Playgrounds, Shade Trees	24,750.00	<b>ISSUED AND OUTSTANDING</b>		Balance January 1, 1990	
Land Reclamation & Conservation	1,200.00	School	126,229.17	Transfers From Taxes or Liens	
Other Recreational Services		Self-Liquidating		Sale for Cash (1990)	
<b>EDUCATION (excluding schools)</b>		Other	1,977,000.00	Cancelled, Abated or Adjusted (1990)	
Libraries	13,778.00	Total	2,103,229.17	Balance December 31, 1990	
Other Educational Services		<b>EQUALIZED VALUATION BASIS FOR NET DEBT COMPUTATION</b>	199,258,135	<b>CURRENT FINANCES DECEMBER 31, 1990</b>	
<b>STATUTORY EXPENDITURES</b>		<b>REAL PROPERTY VALUATIONS</b>		<b>ASSETS</b>	
Pensions & F. I. C. A.	133,429.00	Code Class # of Parcels % VAL'N	ASSESSED VALUATION	Cash Dec. 31, 1990	1,193,784.22
Employee Fringe Benefits	126,000.00	1 Vacant Land 178 2.25	3,048,300.00	Taxes Receivable	163,928.24
Other Statutory Expenditures		2 Residential 1445 75.89	102,851,800.00	Tax Title Liens	90,476.32
CETA And Other Public Employment Programs		3 Farm 358 7.91	10,722,700.00	Foreclosed Property	
<b>MUNICIPAL FUNCTIONS</b>		4a Commercial 60 9.32	12,635,900.00	Emergencies & Other Deferred Charges	
<b>CAPITAL IMPROVEMENTS</b>		4b Industrial 14 3.94	5,335,400.00	State and Federal Aid Receivable	
<b>DEBT SERVICE</b>		4c Apartments 7 .68	926,000.00	Other Receivables	718.85
Principal Payments	60,000.00	Total 2062	135,520,100.00	Total	1,448,907.63
Interest Payments	77,775.00	Land Area 14.89 Sq. Miles		<b>LIABILITIES, RESERVES, AND SURPLUS</b>	
<b>DEFERRED CHARGES</b>		Net Valuation Taxable-Municipal	136,214,424	Cash Liabilities	1,012,168.17
SCHOOL, COUNTY, SPECIAL DISTRICT TAXES	4,064,447.62	Net Valuation Taxable-County	211,480,486	Reserves for Receivables	255,123.41
RESERVE FOR UNCOLLECTED TAXES	138,833.09	State Equalized Valuation	236,013,129	Surplus Dec. 31, 1990	181,616.05
<b>EXPENDITURES</b>		State Equalization Ratio	57.59	Total	1,448,907.63
<b>TOTAL</b>	6,400,184.23				



Population 1980 9,319  
 Population 1990 9,926  
 S & P Rating AA-  
 Moody Rating A1

General Tax Rate Per \$100.

1.73

State Equalized Tax Rate

1.25

## EAST HANOVER TOWNSHIP - MORRIS CO.

Form of Government

Township Committee

Number of Members - 5

PER CAPITA:

Gross Debt 2,102.89

Net Debt 1,803.15

Debt Service 199.12

Total Tax Levy 1,937.98

Municipal Expenditures 965.68

PER CENT:

Gross Debt 1.50

Net Debt 1.29

Tax Levy Collected 96.95

Tax Levy Cancelled, Abated

or Adjusted .03

EXPENDITURES		REVENUES-REALIZED		1990 PROPERTY TAX	
<b>GENERAL GOVERNMENT</b>				<b>STATE EQUALIZED TAX RATE</b>	
Governing Body & Public Boards		1990 Property Taxes Collected	18,667,649.11	Local District School Taxes	.46 6,970,398.50
Municipal Clerk		1990 Payments in Lieu of Taxes		Regional & Consolidated School Tax	.25 3,726,265.81
Financial Administration	216,285.00	Delinquent Tax & Lien Collections	190,060.28	School Taxes in Municipal Budget	
Assessment of Taxes	49,605.00	Business Personalty Replacement Taxes	279,511.83	County Taxes	.26 3,964,920.79
Collection of Taxes	38,275.00	Taxes from Public Utilities	2,469,447.00	County Library Taxes	
Planning, Housing & Development	87,200.00	Other Miscellaneous Tax Revenues		Local Municipal Purpose Taxes	.29 4,351,627.29
Human Resources	104,351.05	State Aid Revenues	60,098.44	Veteran & Senior Citizen Taxes	67,750.00
Elections	3,650.00	Federal Aid Revenues	5,000.00	Total Taxes for Rate Computation	1.26 19,080,962.39
General Administration (other)	948,233.86	State and Local Fiscal Assistance Act Utilized		Special District Taxes	
<b>JUDICIARY</b>		Sale of Acquired Property		Bank Corp. Taxes	
Municipal Courts	117,695.00	Other Miscellaneous Revenues	1,979,057.99	Added and Omitted Taxes	223,211.26
<b>PUBLIC SAFETY</b>		Total	23,650,824.55	Total Taxes Levied - ABSTRACT	19,230,423.05
Fire Protection	164,265.00	Prior Years Surplus Appropriated	450,000.00	Total Taxes Billed	19,254,321.57
Police Protection	1,645,226.44	REVENUES TOTAL	24,100,824.55	1990 TAXES COLLECTED	18,667,649.11
Civil Defense & Disaster Control	19,530.00	Reserve For Uncollected Taxes	450,000.00	1990 Taxes Cancelled, Abated or Adjusted	8,335.03
Environmental Inspection & Control	92,492.00	<b>CAPITAL OUTLAY TOTAL</b>	335,407.46	Transfer to Tax Title Liens or Foreclosed	8,463.16
Other Public Safety				Balance Outstanding Dec. 31, 1990	571,373.47
<b>PUBLIC WORKS</b>				<b>PRIOR YEARS TAXES OUTSTANDING</b>	
Streets and Drainage	524,350.00	Public Enterprises	15,750.08	Balance January 1, 1990	192,741.12
Sewers and Sewage Processing	903,892.00	Recreation-Culture	81,963.08	Collected in 1990	190,060.28
Garbage and Trash Disposal	216,000.00	Public Works	137,118.76	Cancelled, Abated or Adjusted 1990	79.99
Public Buildings and Grounds	166,825.00	Buildings and Grounds	100,563.56	Transfers to Tax Title Liens or Foreclosed	1,200.49
Other Public Works		Library and Education		Balance December 31, 1990	1,394.36
<b>HEALTH and WELFARE</b>		Conservation		<b>TAX TITLE LIENS OUTSTANDING</b>	
Health Services Except Environmental	140,270.00	All Other		Balance January 1, 1990	42,127.20
Welfare-Public Assistance	7,770.00	<b>CAPITAL DEBT AUTHORIZED, DECEMBER 31, 1990</b>		Transfer From Taxes	9,059.65
Hospital, Clinics, First Aid	4,090.00	<b>ISSUED AND UNISSUED</b>		Redeemed in 1990	
Animal, Insect, & Rodent Control		School	454,647	Cancelled, Abated or Adjusted (1990)	
Other Welfare Services		Self-Liquidating	1,829,000	Transfers to Foreclosed Property	
<b>RECREATION and CONSERVATION</b>		Other	18,589,612	Balance December 31, 1990	51,796.85
Beaches and Boardwalks		Total	20,873,259	<b>PROPERTY ACQUIRED BY DEED OR FORECLOSURE</b>	
Parks, Playgrounds, Shade Trees	5,900.00	<b>ISSUED AND OUTSTANDING</b>		Balance January 1, 1990	146,000.00
Land Reclamation & Conservation	31,650.00	School	429,010.42	Transfers From Taxes or Liens	
Other Recreational Services	358,505.00	Self-Liquidating	1,829,000.00	Sale for Cash (1990)	
<b>EDUCATION (excluding schools)</b>		Other	17,046,736.36	Cancelled, Abated or Adjusted (1990)	
Libraries	227,371.00	Total	19,304,747.28	Balance December 31, 1990	146,000.00
Other Educational Services	12,975.00	<b>EQUALIZED VALUATION BASIS</b>		<b>CURRENT FINANCES DECEMBER 31, 1990</b>	
<b>STATUTORY EXPENDITURES</b>		<b>FOR NET DEBT COMPUTATION</b>	1,395,954.820	<b>ASSETS</b>	
Pensions & F. I. C. A.	416,550.00	<b>REAL PROPERTY VALUATIONS</b>		Cash Dec. 31, 1990	1,595,091.73
Employee Fringe Benefits	546,000.00	<b>Code Class # of Parcels % VAL'N</b>		Taxes Receivable	573,267.33
Other Statutory Expenditures		1 Vacant Land 343 3.03	3,825,300.00	Tax Title Liens	51,796.85
<b>CETA And Other Public Employment Programs</b>		2 Residential 3030 51.66	566,779,900.00	Foreclosed Property	140,000.00
<b>MUNICIPAL FUNCTIONS TOTAL</b>	7,049,116.35	3 Farm 11 .07	762,900.00	Emergencies & Other Deferred Charges	2,054,675.70
<b>CAPITAL IMPROVEMENTS *MEMO*</b>		4a Commercial 148 34.26	375,915,200.00	State and Federal Aid Receivable	950.34
<b>DEBT SERVICE</b>		4b Industrial 88 10.92	119,848,300.00	Other Receivables	107,611.72
Principal Payments	801,093.96	4c Apartments		Total	4,529,994.17
Interest Payments	1,175,366.77	Total 3620	1,097,132,100.00	<b>LIABILITIES, RESERVES, AND SURPLUS</b>	
<b>DEFERRED CHARGES</b>		Land Area 8.21 Sq. Miles		Cash Liabilities	2,973,063.67
SCHOOL, COUNTY, SPECIAL DISTRICT TAXES	14,661,585.10	Net Valuation Taxable-Municipal	1,100,064,190	Reserves for Receivables	878,576.40
RESERVE FOR UNCOLLECTED TAXES	450,000.00	Net Valuation Taxable-County	1,556,139,723	Surplus Dec. 31, 1990	678,254.10
<b>EXPENDITURES TOTAL</b>	24,246,834.17	State Equalized Valuation	1,518,307,909	Total	4,529,994.17
		State Equalization Ratio	72.40		

0902  
 Population 1980 1,923  
 Population 1990 2,157  
 S & P Rating  
 Moody Rating

General Tax Rate Per \$100. 5.80  
 State Equalized Tax Rate 2.52

**EAST NEWARK BOROUGH - HUDSON CO.**  
**Form of Government**  
**Borough Council**  
**Number of Members - 6**

PER CAPITA:  
 Gross Debt 490.40  
 Net Debt 177.47  
 Debt Service 66.15  
 Total Tax Levy 1,087.76  
 Municipal Expenditures 772.05

PER CENT:  
 Gross Debt 1.27  
 Net Debt .46  
 Tax Levy Collected 96.71  
 Tax Levy Cancelled, Abated or Adjusted

EXPENDITURES		REVENUES-REALIZED		1990 PROPERTY TAX	
<b>GENERAL GOVERNMENT</b>				<b>STATE EQUALIZED TAX RATE</b> .87	
Governing Body & Public Boards		1990 Property Taxes Collected	2,269,189.80	Local District School Taxes	807,018.00
Municipal Clerk	29,051.00	1990 Payments in Lieu of Taxes		Regional & Consolidated School Tax	
Financial Administration	7,279.00	Delinquent Tax & Lien Collections	36,202.66	School Taxes in Municipal Budget	
Assessment of Taxes	10,541.00	Business Personalty Replacement Taxes	223,316.52	County Taxes	571,312.29
Collection of Taxes	6,000.00	Taxes from Public Utilities	93,344.00	County Library Taxes	
Planning, Housing & Development	39,399.45	Other Miscellaneous Tax Revenues		Local Municipal Purpose Taxes	1.03
Human Resources	2,450.00	State Aid Revenues	122,655.14	Veteran & Senior Citizen Taxes	14,200.00
Elections	292,455.00	Federal Aid Revenues		Total Taxes for Rate Computation	2.52
General Administration (other)		State and Local Fiscal Assistance Act Utilized		Special District Taxes	
<b>JUDICIARY</b>		Sole of Acquired Property		Bank Corp. Taxes	
Municipal Courts	40,628.00	Other Miscellaneous Revenues	327,129.20	Added and Omitted Taxes	10,174.34
<b>PUBLIC SAFETY</b>		Total	3,071,837.32	Total Taxes Levied - ABSTRACT	2,346,307.16
Fire Protection	29,562.60	Prior Years Surplus Appropriated		Total Taxes Billed	2,346,307.16
Police Protection	386,602.05	REVENUES TOTAL	3,071,837.32	1990 TAXES COLLECTED	2,269,189.80
Civil Defense & Disaster Control	100.00	Reserve For Uncollected Taxes	58,000.00	1990 Taxes Cancelled, Abated or Adjusted	
Environmental Inspection & Control	14,920.00	CAPITAL OUTLAY TOTAL	37,877.59	Transfer to Tax Title Liens or Foreclosed	14,813.66
Other Public Safety				Balance Outstanding Dec. 31, 1990	62,303.70
<b>PUBLIC WORKS</b>				<b>PRIOR YEARS TAXES OUTSTANDING</b>	
Streets and Drainage	39,146.00	Public Enterprises		Balance January 1, 1990	53,201.57
Sewers and Sewage Processing	160,171.00	Recreation—Culture		Collected in 1990	36,202.66
Garbage and Trash Disposal	161,038.00	Public Works		Cancelled, Abated or Adjusted 1990	
Public Buildings and Grounds	33,908.00	Buildings and Grounds	37,877.59	Transfers to Tax Title Liens or Foreclosed	
Other Public Works	8,800.00	Library and Education		Balance December 31, 1990	16,998.91
<b>HEALTH and WELFARE</b>		Conservation		<b>TAX TITLE LIENS OUTSTANDING</b>	
Health Services Except Environmental	9,175.00	All Other		Balance January 1, 1990	
Welfare-Public Assistance	3,150.00	CAPITAL DEBT AUTHORIZED, DECEMBER 31, 1990		Transfer From Taxes	14,813.66
Hospital, Clinics, First Aid		ISSUED AND UNISSUED		Redeemed in 1990	
Animal, Insect, & Rodent Control		School	675,000	Cancelled, Abated or Adjusted (1990)	
Other Welfare Services		Self-Liquidating		Transfers to Foreclosed Property	
<b>RECREATION and CONSERVATION</b>		Other	382,800	Balance December 31, 1990	14,813.66
Beaches and Boardwalks	14,330.00	Total	1,057,800	<b>PROPERTY ACQUIRED BY DEED OR FORECLOSURE</b>	
Parks, Playgrounds, Shade Trees	100.00	ISSUED AND OUTSTANDING		Balance January 1, 1990	63,000.00
Land Reclamation & Conservation	21,127.00	School		Transfers From Taxes or Liens	
Other Recreational Services		Self-Liquidating		Sole for Cash (1990)	
<b>EDUCATION (excluding schools)</b>		Other	366,518.00	Cancelled, Abated or Adjusted (1990)	
Libraries		Total	366,518.00	Balance December 31, 1990	63,000.00
Other Educational Services		EQUALIZED VALUATION BASIS		<b>CURRENT FINANCES DECEMBER 31, 1990</b>	
<b>STATUTORY EXPENDITURES</b>		FOR NET DEBT COMPUTATION	83,002,160	<b>ASSETS</b>	
Pensions & F. I. C. A.	93,952.72	REAL PROPERTY VALUATIONS		Cash Dec. 31, 1990	329,377.13
Employee Fringe Benefits	37,904.50	Code Class # of Parcels % VAL'N	ASSESSED VALUATION	Taxes Receivable	79,302.61
Other Statutory Expenditures	5,000.00	1 Vacant Land 7 1.20	473,700.00	Tax Title Liens	14,813.66
CETA And Other Public Employment Programs	1,459,820.32	2 Residential 320 56.18	22,137,000.00	Foreclosed Property	63,000.00
<b>MUNICIPAL FUNCTIONS</b>		3 Farm		Emergencies & Other Deferred Charges	24,500.00
<b>CAPITAL IMPROVEMENTS</b>		4a Commercial 36 10.57	4,166,600.00	State and Federal Aid Receivable	550.00
<b>DEBT SERVICE</b>		4b Industrial 7 29.00	11,427,000.00	Other Receivables	49,080.98
Principal Payments	101,000.00	4c Apartments 9 3.04	1,198,400.00	Total	560,624.38
Interest Payments	41,684.96	Total 379	39,402,700.00	<b>LIABILITIES, RESERVES, AND SURPLUS</b>	
<b>DEFERRED CHARGES</b>		Land Area .10 Sq. Miles		Cash Liabilities	146,841.00
SCHOOL, COUNTY, SPECIAL DISTRICT TAXES	1,378,330.29	Net Valuation Taxable-Municipal	40,236,331	Reserves for Receivables	206,197.25
RESERVE FOR UNCOLLECTED TAXES	58,000.00	Net Valuation Taxable-County	94,197,085	Surplus Dec. 31, 1990	207,586.13
<b>EXPENDITURES</b>		State Equalized Valuation	91,665,120	Total	560,624.38
<b>TOTAL</b>	3,043,635.57	State Equalization Ratio	43.38		



0705

Population 1980 77,690  
 Population 1990 73,552  
 S & P Rating  
 Moody Rating A

General Tax Rate Per \$100. 15.36  
 State Equalized Tax Rate 4.01

**EAST ORANGE CITY - ESSEX COUNTY**  
 Form of Government  
 City Charter Act (P.L. 1908 c. 250)  
 Number of Members - 9

PER CAPITA: Gross Debt 573.41 PER CENT: Gross Debt 3.45  
 Net Debt 247.84 Net Debt 1.49  
 Debt Service 77.59 Tax Levy Collected 34.36  
 Total Tax Levy 786.31 Tax Levy Cancelled, Abated  
 Municipal Expenditures 1,171.58 or Adjusted 1.02

EXPENDITURES		REVENUES-REALIZED		1990 PROPERTY TAX	
<b>GENERAL GOVERNMENT</b>				<b>STATE EQUALIZED TAX RATE</b>	
Governing Body & Public Boards	763,952.00	1990 Property Taxes Collected	48,807,437.93	Local District School Taxes	1.06 15,323,237.00
Municipal Clerk	6,066,032.80	1990 Payments in Lieu of Taxes	1,979,133.56	Regional & Consolidated School Tax	
Financial Administration	712,437.73	Delinquent Tax & Lien Collections	5,209,969.38	School Taxes in Municipal Budget	.05 745,179.74
Assessment of Taxes	367,922.00	Business Personalty Replacement Taxes	1,418,776.79	County Taxes	.51 7,382,152.38
Collection of Taxes	402,950.00	Taxes from Public Utilities	2,985,694.00	County Library Taxes	
Planning, Housing & Development	503,618.93	Other Miscellaneous Tax Revenues	80,994.95	Local Municipal Purpose Taxes	2.38 34,303,877.91
Human Resources	5,322,667.24	State Aid Revenues	24,626,351.04	Veteran & Senior Citizen Taxes	
Elections		Federal Aid Revenues		Total Taxes for Rate Computation	4.00 58,004,097.03
General Administration (other)	5,125,588.99	State and Local Fiscal Assistance Act Utilized		Special District Taxes	
<b>JUDICIARY</b>		Sale of Acquired Property		Bank Corp. Taxes	
Municipal Courts	1,688,795.00	Other Miscellaneous Revenues	10,106,966.49	Added and Omitted Taxes	80,258.06
<b>PUBLIC SAFETY</b>		Total	95,215,324.19	Total Taxes Levied - ABSTRACT	57,834,705.09
Fire Protection	8,447,875.50	Prior Years Surplus Appropriated		Total Taxes Billed	57,853,856.79
Police Protection	10,052,148.50	REVENUES TOTAL	95,215,324.19	1990 TAXES COLLECTED	48,807,437.98
Civil Defense & Disaster Control	30,809.00	Reserve For Uncollected Taxes	8,119,869.74	1990 Taxes Cancelled, Abated or Adjusted	592,995.93
Environmental Inspection & Control	436,560.00	CAPITAL OUTLAY TOTAL	4,290,179.91	Transfer to Tax Title Liens or Foreclosed	3,121,155.73
Other Public Safety	79,732.00			Balance Outstanding Dec. 31, 1990	5,332,277.14
<b>PUBLIC WORKS</b>		Public Enterprises	1,287,312.14	PRIOR YEARS TAXES OUTSTANDING	
Streets and Drainage	2,077,989.01	Recreation-Culture		Balance January 1, 1990	4,360,459.98
Sewers and Sewage Processing		Public Works	1,326,213.78	Collected in 1990	3,090,221.11
Garbage and Trash Disposal	5,914,478.27	Buildings and Grounds	454,826.37	Cancelled, Abated or Adjusted 1990	1,910.56
Public Buildings and Grounds	1,682,403.13	Library and Education	1,221,827.62	Transfers to Tax Title Liens or Foreclosed	1,268,238.38
Other Public Works	663,763.16	Conservation		Balance December 31, 1990	89.93
<b>HEALTH and WELFARE</b>		All Other		TAX TITLE LIENS OUTSTANDING	
Health Services Except Environmental	3,074,320.08	CAPITAL DEBT AUTHORIZED, DECEMBER 31, 1990		Balance January 1, 1990	5,569,760.79
Welfare-Public Assistance	939,482.00	ISSUED AND UNISSUED GROSS DEBT NET DEBT		Transfer From Taxes	4,621,997.27
Hospital, Clinics, First Aid		School 20,306,450		Redeemed in 1990	2,149,094.69
Animal, Insect, & Rodent Control	64,451.00	Self-Liquidating 1,198,000		Cancelled, Abated or Adjusted (1990)	
Other Welfare Services	522,534.36	Other 20,671,295	18,228,795	Transfers to Foreclosed Property	30,429.75
<b>RECREATION and CONSERVATION</b>		Total 42,175,745	18,228,795	Balance December 31, 1990	8,012,233.62
Beaches and Boardwalks		ISSUED AND OUTSTANDING		PROPERTY ACQUIRED BY DEED OR FORECLOSURE	
Parks, Playgrounds, Shade Trees	663,504.73	School 19,945,450.00		Balance January 1, 1990	1,487,000.00
Land Reclamation & Conservation	5,000.00	Self-Liquidating 1,198,000.00		Transfers From Taxes or Liens	53,030.73
Other Recreational Services	1,695,074.51	Other 18,414,332.00		Sale for Cash (1990)	141,853.71
<b>EDUCATION (excluding schools)</b>		Total 39,557,782.00		Cancelled, Abated or Adjusted (1990)	171,377.02
Libraries	1,722,000.00	EQUALIZED VALUATION BASIS		Balance December 31, 1990	1,226,800.00
Other Educational Services		FOR NET DEBT COMPUTATION	1,222,087,419	CURRENT FINANCES DECEMBER 31, 1990	
<b>STATUTORY EXPENDITURES</b>		REAL PROPERTY VALUATIONS		ASSETS	
Pensions & F. L. C. A.	5,818,548.57	Code Class # of Parcels % VAL'N ASSESSED VALUATION		Cash Dec. 31, 1990	15,120,976.01
Employee Fringe Benefits	2,829,729.00	1 Vocont Land 440 1.06 3,911,300.00		Taxes Receivable	5,332,367.07
Other Statutory Expenditures	350,000.00	2 Residential 8673 51.66 190,151,000.00		Tax Title Liens	8,012,233.62
CETA And Other Public Employment Programs		3 Farm 595 18.95 69,742,700.00		Foreclosed Property	1,226,800.00
<b>MUNICIPAL FUNCTIONS</b>		4a Commercial 40 1.87 6,867,900.00		Emergencies & Other Deferred Charges	3,938,590.89
CAPITAL IMPROVEMENTS *MEMO*	68,029,427.51	4b Industrial 354 26.46 97,410,900.00		State and Federal Aid Receivable	5,626,518.82
DEBT SERVICE		4c Apartments 10102 368,083,800.00		Other Receivables	451,993.20
Principal Payments	3,344,618.00	Total 4.00 Sq. Miles 376,130,200		Total	39,709,479.61
Interest Payments	2,362,090.21	Net Valuation Taxable-Municipal	1,257,176,776	LIABILITIES, RESERVES, AND SURPLUS	
TYPE I SCHL DEBT *MEMO	2,527,061.51	Net Valuation Taxable-County	1,419,300,086	Cash Liabilities	23,755,676.04
DEFERRED CHARGES	4,316,209.77	State Equalized Valuation	26.09	Reserves for Receivables	15,023,393.89
SCHOOL, COUNTY, SPECIAL DISTRICT TAXES	23,450,569.12	State Equalization Ratio		Surplus Dec. 31, 1990	930,409.68
RESERVE FOR UNCOLLECTED TAXES	8,119,869.74			Total	39,709,479.61
EXPENDITURES TOTAL	109,622,784.35				



0212

Population 1980 7,849  
 Population 1990 7,902  
 S & P Rating  
 Moody Rating A

General Tax Rate Per \$100. 1.33  
 State Equalized Tax Rate .99

**EAST RUTHERFORD BORO. - BERGEN CO.**  
**Form of Government**  
**Borough Council**  
**Number of Members - 6**

## PER CAPITA:

Gross Debt 849.03  
 Net Debt 798.67  
 Debt Service 26.85  
 Total Tax Levy 1,141.70  
 Municipal Expenditures 1,066.00

## PER CENT:

Gross Debt .78  
 Net Debt .74  
 Tax Levy Collected 96.72  
 Tax Levy Cancelled, Abated or Adjusted 1.10

EXPENDITURES		REVENUES-REALIZED		1990 PROPERTY TAX	
<b>GENERAL GOVERNMENT</b>				<b>STATE EQUALIZED TAX RATE</b>	
Governing Body & Public Boards	43,162.00	1990 Property Taxes Collected		Local District School Taxes	3,869,558.00
Municipal Clerk		1990 Payments in Lieu of Taxes		Regional & Consolidated School Tax	1,533,117.95
Financial Administration	170,789.33	Delinquent Tax & Lien Collections		School Taxes in Municipal Budget	
Assessment of Taxes	46,124.00	Business Personalty Replacement Taxes		County Taxes	2,137,976.40
Collection of Taxes	67,356.00	Taxes from Public Utilities		County Library Taxes	
Planning, Housing & Development	22,750.00	Other Miscellaneous Tax Revenues		Local Municipal Purpose Taxes	1,470,144.82
Human Resources	31,237.60	State Aid Revenues		Veteran & Senior Citizen Taxes	89,300.00
Elections	2,500.00	Federal Aid Revenues		Total Taxes for Rate Computation	9,100,097.17
General Administration (other)	1,450,478.40	State and Local Fiscal Assistance Act Utilized		Special District Taxes	
<b>JUDICIARY</b>		Sale of Acquired Property		Bank Corp. Taxes	
Municipal Courts	118,846.00	Other Miscellaneous Revenues		Added and Omitted Taxes	10,904.17
<b>PUBLIC SAFETY</b>		Prior Years Surplus Appropriated		Total Taxes Levied - ABSTRACT	9,021,701.34
Fire Protection	257,507.44	REVENUES TOTAL		Total Taxes Billed	9,021,701.87
Police Protection	1,423,128.69	CAPITAL OUTLAY TOTAL		1990 TAXES COLLECTED	8,725,922.08
Civil Defense & Disaster Control	1,620.00			1990 Taxes Cancelled, Abated or Adjusted	99,075.46
Environmental Inspection & Control	46,779.00			Transfer to Tax Title Liens or Foreclosed	125,780.22
Other Public Safety				Balance Outstanding Dec. 31, 1990	70,924.11
<b>PUBLIC WORKS</b>				<b>PRIOR YEARS TAXES OUTSTANDING</b>	
Streets and Drainage	967,061.92			Balance January 1, 1990	512,664.96
Sewers and Sewage Processing	676,269.00			Collected in 1990	431,720.52
Garbage and Trash Disposal	1,088,800.00			Cancelled, Abated or Adjusted 1990	
Public Buildings and Grounds	43,000.00			Transfers to Tax Title Liens or Foreclosed	77,836.78
Other Public Works	47,717.74			Balance December 31, 1990	3,107.66
<b>HEALTH and WELFARE</b>				<b>TAX TITLE LIENS OUTSTANDING</b>	
Health Services Except Environmental	31,118.05			Balance January 1, 1990	285,085.96
Welfare-Public Assistance	12,743.00			Transfer From Taxes	218,184.64
Hospital, Clinics, First Aid				Redeemed in 1990	9,537.29
Animal, Insect, & Rodent Control				Cancelled, Abated or Adjusted (1990)	5,947.00
Other Welfare Services				Transfers to Foreclosed Property	
<b>RECREATION and CONSERVATION</b>				Balance December 31, 1990	487,786.31
Beaches and Boardwalks				<b>PROPERTY ACQUIRED BY DEED OR FORECLOSURE</b>	
Parks, Playgrounds, Shade Trees	15,000.00			Balance January 1, 1990	3,000.00
Land Reclamation & Conservation	36,567.73			Transfers From Taxes or Liens	
Other Recreational Services	39,675.00			Sale for Cash (1990)	
<b>EDUCATION (excluding schools)</b>				Cancelled, Abated or Adjusted (1990)	
Libraries	152,100.00			Balance December 31, 1990	3,000.00
Other Educational Services				<b>CURRENT FINANCES DECEMBER 31, 1990</b>	
<b>STATUTORY EXPENDITURES</b>				<b>ASSETS</b>	
Pensions & F. I. C. A.	461,551.00			Cash Dec. 31, 1990	3,050,700.54
Employee Fringe Benefits	282,615.00			Taxes Receivable	74,031.77
Other Statutory Expenditures	15,000.00			Tax Title Liens	487,786.31
CETA And Other Public Employment Programs				Foreclosed Property	3,000.00
<b>MUNICIPAL FUNCTIONS</b>				Emergencies & Other Deferred Charges	434,393.25
<b>CAPITAL IMPROVEMENTS</b>				State and Federal Aid Receivable	
<b>DEBT SERVICE</b>				Other Receivables	182,118.47
Principal Payments	100,000.00			Total	4,232,030.34
Interest Payments	112,200.00			<b>LIABILITIES, RESERVES, AND SURPLUS</b>	
<b>DEFERRED CHARGES</b>				Cash Liabilities	1,522,756.52
SCHOOL, COUNTY, SPECIAL DISTRICT TAXES	7,540,652.35			Reserves for Receivables	746,936.55
RESERVE FOR UNCOLLECTED TAXES	600,082.09			Surplus Dec. 31, 1990	1,962,337.27
<b>EXPENDITURES</b>				Total	4,232,030.34
TOTAL	15,964,191.01				

Population 1980 **21,041**  
 Population 1990 **22,353**  
 S & P Rating  
 Moody Rating **A**

General Tax Rate Per \$100. **2.44**  
 State Equalized Tax Rate **2.55**

**EAST WINDSOR TOWNSHIP - MERCER CO.**  
 Form of Government  
 Council-Manager Plan E (OMCL 50)  
 Number of Members - 7

## PER CAPITA:

Gross Debt **519.75**  
 Net Debt **280.22**  
 Debt Service **53.48**  
 Total Tax Levy **1,437.86**  
 Municipal Expenditures **467.24**

## PER CENT:

Gross Debt **.96**  
 Net Debt **.52**  
 Tax Levy Collected **96.00**  
 Tax Levy Cancelled, Abated or Adjusted **1.32**

EXPENDITURES		REVENUES-REALIZED		1990 PROPERTY TAX	
<b>GENERAL GOVERNMENT</b>				STATE EQUALIZED TAX RATE $\rightarrow$	
Governing Body & Public Boards	112,030.00	1990 Property Taxes Collected	30,971,624.01	Local District School Taxes	
Municipal Clerk	119,638.00	1990 Payments in Lieu of Taxes		Regional & Consolidated School Tax	1.50 18,425,419.65
Financial Administration	262,141.00	Delinquent Tax & Lien Collections	799,659.11	School Taxes in Municipal Budget	
Assessment of Taxes	72,926.00	Business Personalty Replacement Taxes	283,939.52	County Taxes	.51 6,317,369.95
Collection of Taxes		Taxes from Public Utilities	1,072,682.00	County Library Taxes	.05 571,049.40
Planning, Housing & Development	141,297.00	Other Miscellaneous Tax Revenues		Local Municipal Purpose Taxes	.48 5,831,000.00
Human Resources	157,912.70	State Aid Revenues	258,260.47	Veteran & Senior Citizen Taxes	56,000.00
Elections	8,964.00	Federal Aid Revenues		Total Taxes for Rate Computation	2.54 31,200,839.00
General Administration (other)	1,530,498.35	State and Local Fiscal Assistance Act Utilized		Special District Taxes	948,144.00
<b>JUDICIARY</b>		Sale of Acquired Property	200.00	Bank Corp. Taxes	
Municipal Courts	162,742.64	Other Miscellaneous Revenues	1,848,515.73	Added and Omitted Taxes	47,472.42
<b>PUBLIC SAFETY</b>		Total	35,234,880.84	Total Taxes Levied - ABSTRACT	32,140,455.42
Fire Protection	133,618.00	Prior Years Surplus Appropriated	1,000,000.00	Total Taxes Billed	32,260,751.04
Police Protection	2,451,411.42	REVENUES TOTAL	36,234,880.84	1990 TAXES COLLECTED	30,971,624.01
Civil Defense & Disaster Control	125,174.71	Reserve For Uncollected Taxes	1,293,000.00	1990 Taxes Cancelled, Abated or Adjusted	427,163.88
Environmental Inspection & Control	169,525.00	CAPITAL OUTLAY TOTAL	574,009.23	Transfer to Tax Title Liens or Foreclosed	93,146.07
Other Public Safety				Balance Outstanding Dec. 31, 1990	768,817.03
<b>PUBLIC WORKS</b>				<b>PRIOR YEARS TAXES OUTSTANDING</b>	
Streets and Drainage	517,757.00	Public Enterprises		Balance January 1, 1990	1,152,846.54
Sewers and Sewage Processing		Recreation-Culture	7,182.35	Collected in 1990	799,659.11
Garbage and Trash Disposal		Public Works	113,638.43	Cancelled, Abated or Adjusted 1990	73,787.64
Public Buildings and Grounds	330,310.00	Buildings and Grounds	443,134.87	Transfers to Tax Title Liens or Foreclosed	121,221.81
Other Public Works	118,572.00	Library and Education	10,053.58	Balance December 31, 1990	158,177.98
<b>HEALTH and WELFARE</b>		Conservation		<b>TAX TITLE LIENS OUTSTANDING</b>	
Health Services Except Environmental	279,354.00	All Other		Balance January 1, 1990	29,433.84
Welfare-Public Assistance	26,169.00	CAPITAL DEBT AUTHORIZED, DECEMBER 31, 1990		Transfer From Taxes	237,644.65
Hospital, Clinics, First Aid		ISSUED AND UNISSUED		Redeemed in 1990	
Animal, Insect, & Rodent Control	34,298.00	School	5,336,000	Cancelled, Abated or Adjusted (1990)	
Other Welfare Services		Self-Liquidating		Transfers to Foreclosed Property	
<b>RECREATION and CONSERVATION</b>		Other	6,281,952	Balance December 31, 1990	267,078.49
Beaches and Boardwalks		Total	11,617,952	<b>PROPERTY ACQUIRED BY DEED OR FORECLOSURE</b>	
Parks, Playgrounds, Shade Trees	115,240.00	ISSUED AND OUTSTANDING		Balance January 1, 1990	71,200.00
Land Reclamation & Conservation	725.00	School		Transfers From Taxes or Liens	
Other Recreational Services	86,190.00	Self-Liquidating		Sale for Cash (1990)	
<b>EDUCATION (excluding schools)</b>		Other		Cancelled, Abated or Adjusted (1990)	
Libraries		Total	11,268,925.00	Balance December 31, 1990	71,200.00
Other Educational Services	350.00	EQUALIZED VALUATION BASIS		<b>CURRENT FINANCES DECEMBER 31, 1990</b>	
<b>STATUTORY EXPENDITURES</b>		FOR NET DEBT COMPUTATION	1,206,377.446	<b>ASSETS</b>	
Pensions & F. I. C. A.	855,825.00	REAL PROPERTY VALUATIONS		Cash Dec. 31, 1990	3,500,967.58
Employee Fringe Benefits		Code Class # of Parcels % VAL'N	ASSESSED VALUATION	Taxes Receivable	926,995.06
Other Statutory Expenditures	25,952.50	1 Vacant Land 318 1.90	24,249,100.00	Tax Title Liens	267,078.49
<b>CETA And Other Public Employment Programs</b>		2 Residential 5987 65.54	836,601,350.00	Foreclosed Property	71,200.00
<b>MUNICIPAL FUNCTIONS</b>		3 Farm 222 .82	10,389,440.00	Emergencies & Other Deferred Charges	121,461.30
<b>CAPITAL IMPROVEMENTS</b>		4a Commercial 145 12.85	164,042,600.00	State and Federal Aid Receivable	11,568.06
<b>DEBT SERVICE</b>		4b Industrial 10 10.88	138,822,500.00	Other Receivables	12,539.41
Principal Payments	770,000.00	4c Apartments 18 8.02	102,382,400.00	Total	4,911,809.90
Interest Payments	425,528.70	Total 6700	1,276,487,390.00	<b>LIABILITIES, RESERVES, AND SURPLUS</b>	
<b>DEFERRED CHARGES</b>		Land Area 15.60 Sq. Miles		Cash Liabilities	1,997,037.59
SCHOOL, COUNTY, SPECIAL DISTRICT TAXES	26,261,983.00	Net Valuation Taxable-Municipal	1,280,780,909	Reserves for Receivables	1,277,812.96
RESERVE FOR UNCOLLECTED TAXES	1,293,000.00	Net Valuation Taxable-County	1,239,224,950	Surplus Dec. 31, 1990	1,636,959.35
<b>EXPENDITURES</b>		State Equalized Valuation	1,226,865,485	Total	4,911,809.90
<b>TOTAL</b>	36,706,133.02	State Equalization Ratio	104.41		



0311  
 Population 1980 3,814  
 Population 1990 4,962  
 S & P Rating  
 Moody Rating A  
 General Tax Rate Per \$100. 2.33  
 State Equalized Tax Rate 2.37

**EASTAMPTON TWP. - BURLINGTON COUNTY**  
**Form of Government**  
**Council-Manager Plan E (OMCL 50)**  
**Number of Members - 3**

PER CAPITA:  
 Gross Debt 565.04  
 Net Debt 246.88  
 Debt Service 5.95  
 Total Tax Levy 938.47  
 Municipal Expenditures 394.74  
 PER CENT:  
 Gross Debt 1.91  
 Net Debt .84  
 Tax Levy Collected 97.07  
 Tax Levy Cancelled, Abated or Adjusted .34

EXPENDITURES		REVENUES-REALIZED		1990 PROPERTY TAX	
<b>GENERAL GOVERNMENT</b>				<b>STATE EQUALIZED TAX RATE</b>	
Governing Body & Public Boards		1990 Property Taxes Collected	4,522,700.00	Local District School Taxes	.91 1,570,758.00
Municipal Clerk		1990 Payments in Lieu of Taxes		Regional & Consolidated School Tax	.39 665,395.94
Financial Administration	31,786.00	Delinquent Tax & Lien Collections	119,181.00	School Taxes in Municipal Budget	
Assessment of Taxes	45,365.00	Business Personalty Replacement Taxes	17,258.00	County Taxes	.56 957,795.84
Collection of Taxes	27,722.00	Taxes from Public Utilities	277,155.00	County Library Taxes	.03 55,645.73
Planning, Housing & Development	9,871.00	Other Miscellaneous Tax Revenues		Local Municipal Purpose Taxes	.49 836,447.00
Human Resources	42,297.00	State Aid Revenues	134,297.00	Veteran & Senior Citizen Taxes	
Elections	1,500.00	Federal Aid Revenues		Total Taxes for Rate Computation	2.38 4,106,142.51
General Administration (other)	360,211.00	State and Local Fiscal Assistance Act Utilized		Special District Taxes	
<b>JUDICIARY</b>		Sale of Acquired Property		Bank Corp. Taxes	
Municipal Courts	38,531.00	Other Miscellaneous Revenues	391,897.00	Added and Omitted Taxes	428,410.00
<b>PUBLIC SAFETY</b>		Total	5,462,488.00	Total Taxes Levied - ABSTRACT	4,656,709.51
Fire Protection	925.00	Prior Years Surplus Appropriated	366,275.00	Total Taxes Billed	4,659,283.00
Police Protection	527,406.00	REVENUES TOTAL	5,828,763.00	1990 TAXES COLLECTED	4,522,700.00
Civil Defense & Disaster Control	752.00	Reserve For Uncollected Taxes	147,884.00	1990 Taxes Cancelled, Abated or Adjusted	15,954.00
Environmental Inspection & Control	119,690.00	CAPITAL OUTLAY TOTAL	237,764.00	Transfer to Tax Title Liens or Foreclosed	9,233.00
Other Public Safety				Balance Outstanding Dec. 31, 1990	111,396.00
<b>PUBLIC WORKS</b>				<b>PRIOR YEARS TAXES OUTSTANDING</b>	
Streets and Drainage	111,901.00	Public Enterprises		Balance January 1, 1990	141,375.00
Sewers and Sewage Processing	188.00	Recreation-Culture		Collected in 1990	111,643.00
Garbage and Trash Disposal	197,712.00	Public Works		Cancelled, Abated or Adjusted 1990	11,760.00
Public Buildings and Grounds		Buildings and Grounds	237,764.00	Transfers to Tax Title Liens or Foreclosed	3,875.00
Other Public Works	59,314.00	Library and Education		Balance December 31, 1990	14,097.00
<b>HEALTH and WELFARE</b>		Conservation		<b>TAX TITLE LIENS OUTSTANDING</b>	
Health Services Except Environmental		All Other		Balance January 1, 1990	13,715.00
Welfare-Public Assistance	3,331.00	CAPITAL DEBT AUTHORIZED, DECEMBER 31, 1990		Transfer From Taxes	15,417.00
Hospital, Clinics, First Aid		ISSUED AND UNISSUED		Redeemed in 1990	5,788.00
Animal, Insect, & Rodent Control		School	1,578,705	Cancelled, Abated or Adjusted (1990)	
Other Welfare Services		Self-Liquidating		Transfers to Foreclosed Property	
<b>RECREATION and CONSERVATION</b>		Other	1,225,031	Balance December 31, 1990	23,344.00
Beaches and Boardwalks		Total	2,803,736	<b>PROPERTY ACQUIRED BY DEED OR FORECLOSURE</b>	
Parks, Playgrounds, Shade Trees	16,174.00	ISSUED AND OUTSTANDING		Balance January 1, 1990	
Land Reclamation & Conservation	16,612.00	School	1,578,705.03	Transfers From Taxes or Liens	
Other Recreational Services	50.00	Self-Liquidating		Sale for Cash (1990)	
<b>EDUCATION (excluding schools)</b>		Other	1,221,802.00	Cancelled, Abated or Adjusted (1990)	
Libraries		Total	2,800,507.03	Balance December 31, 1990	
Other Educational Services		EQUALIZED VALUATION BASIS		<b>CURRENT FINANCES DECEMBER 31, 1990</b>	
<b>STATUTORY EXPENDITURES</b>		FOR NET DEBT COMPUTATION	146,426,548	ASSETS	
Pensions & F. I. C. A.	125,978.00	REAL PROPERTY VALUATIONS		Cash Dec. 31, 1990	1,130,507.00
Employee Fringe Benefits		Code Class # of Parcels % VAL'N		Taxes Receivable	125,493.00
Other Statutory Expenditures		1 Vacant Land 470 10.25	17,860,740.00	Tax Title Liens	23,344.00
CETA And Other Public Employment Programs		2 Residential 1115 73.05	127,290,809.00	Foreclosed Property	
<b>MUNICIPAL FUNCTIONS</b>		3 Farm 57 1.49	2,600,565.00	Emergencies & Other Deferred Charges	135,814.00
CAPITAL IMPROVEMENTS *MEMO*	55,300.00	4a Commercial 26 5.27	9,186,800.00	State and Federal Aid Receivable	6,746.00
<b>DEBT SERVICE</b>		4b Industrial 2 .24	422,900.00	Other Receivables	23,753.00
Principal Payments	9,833.00	4c Apartments 5 9.69	16,882,700.00	Total	1,445,657.00
Interest Payments	19,711.00	Total 1675	174,244,514.00	<b>LIABILITIES, RESERVES, AND SURPLUS</b>	
<b>DEFERRED CHARGES</b>		Land Area 5.63 Sq. Miles		Cash Liabilities	400,030.00
SCHOOL, COUNTY, SPECIAL DISTRICT TAXES	3,391,852.51	Net Valuation Taxable-Municipal	175,554,898	Reserves for Receivables	172,590.00
RESERVE FOR UNCOLLECTED TAXES	147,884.00	Net Valuation Taxable-County	166,219,393	Surplus Dec. 31, 1990	873,037.00
<b>EXPENDITURES TOTAL</b>	5,350,572.51	State Equalized Valuation	172,322,764	Total	1,445,657.00
		State Equalization Ratio	101.89		



1311

Population 1980 12,703  
 Population 1990 13,800  
 S & P Rating  
 Moody Rating A1

General Tax Rate Per \$100. 4.46  
 State Equalized Tax Rate 2.14

**EATONTOWN BOROUGH - MONMOUTH CO.**  
 Form of Government  
 Borough Council  
 Number of Members - 6

PER CAPITA:  
 Gross Debt 914.26  
 Net Debt 821.87  
 Debt Service 85.41  
 Total Tax Levy 1,520.66  
 Municipal Expenditures 730.35

PER CENT:  
 Gross Debt 1.34  
 Net Debt 1.20  
 Tax Levy Collected 94.46  
 Tax Levy Cancelled, Abated or Adjusted 2.25

EXPENDITURES		REVENUES-REALIZED		1990 PROPERTY TAX	
<b>GENERAL GOVERNMENT</b>				<b>STATE EQUALIZED TAX RATE</b>	
Governing Body & Public Boards	50,000.00	1990 Property Taxes Collected	19,821,943.29	Local District School Taxes	.68 6,607,576.00
Municipal Clerk		1990 Payments in Lieu of Taxes	92,000.00	Regional & Consolidated School Tax	.45 4,357,001.66
Financial Administration	95,066.20	Delinquent Tax & Lien Collections	739,664.67	School Taxes in Municipal Budget	
Assessment of Taxes	82,413.00	Business Personalty Replacement Taxes	250,471.68	County Taxes	.44 * 4,230,672.98
Collection of Taxes	52,573.00	Taxes from Public Utilities	885,824.00	County Library Taxes	.01 138,771.11
Planning, Housing & Development	81,045.00	Other Miscellaneous Tax Revenues		Local Municipal Purpose Taxes	.56 5,416,973.37
Human Resources	103,911.00	State Aid Revenues	91,497.77	Veteran & Senior Citizen Taxes	
Elections	2,749.39	Federal Aid Revenues		Total Taxes for Rate Computation	2.14 20,806,945.12
General Administration (other)	766,292.01	State and Local Fiscal Assistance Act Utilized	2,368.91	Special District Taxes	
<b>JUDICIARY</b>		Sale of Acquired Property		Bank Corp. Taxes	
Municipal Courts	140,216.00	Other Miscellaneous Revenues	1,699,971.58	Added and Omitted Taxes	
<b>PUBLIC SAFETY</b>		Total	23,583,741.90	Total Taxes Levied - ABSTRACT	234,094.20
Fire Protection	177,289.40	Prior Years Surplus Appropriated	2,000,000.00	Total Taxes Billed	20,985,089.32
Police Protection	1,868,744.26	REVENUES TOTAL	25,583,741.90	1990 TAXES COLLECTED	19,821,943.29
Civil Defense & Disaster Control	4,500.00	Reserve For Uncollected Taxes	1,527,982.44	1990 Taxes Cancelled, Abated or Adjusted	472,507.26
Environmental Inspection & Control	48,787.84	<b>CAPITAL OUTLAY</b>	<b>TOTAL</b>	Transfer to Tax Title Liens or Foreclosed	
Other Public Safety			1,608,202.80	Balance Outstanding Dec. 31, 1990	690,638.77
<b>PUBLIC WORKS</b>				<b>PRIOR YEARS TAXES OUTSTANDING</b>	
Streets and Drainage	718,689.00	Public Enterprises		Balance January 1, 1990	833,739.30
Sewers and Sewage Processing		Recreation-Culture	98,632.93	Collected in 1990	739,664.67
Gorbage and Trash Disposal		Public Works	677,618.97	Cancelled, Abated or Adjusted 1990	
Public Buildings and Grounds	246,635.00	Buildings and Grounds	831,950.90	Transfers to Tax Title Liens or Foreclosed	892.20
Other Public Works	75,500.00	Library and Education		Balance December 31, 1990	93,192.43
<b>HEALTH and WELFARE</b>		Conservation		<b>TAX TITLE LIENS OUTSTANDING</b>	
Health Services Except Environmental	93,590.00	All Other		Balance January 1, 1990	2,169.08
Welfare-Public Assistance	31,100.00	<b>CAPITAL DEBT AUTHORIZED, DECEMBER 31, 1990</b>		Transfer From Taxes	892.20
Hospital, Clinics, First Aid		<b>ISSUED AND UNISSUED</b>	<b>GROSS DEBT</b>	Redeemed in 1990	
Animal, Insect, & Rodent Control	3,500.00	School	1,275,000	Cancelled, Abated or Adjusted (1990)	
Other Welfare Services		Self-Liquidating		Transfers to Foreclosed Property	
<b>RECREATION and CONSERVATION</b>		Other	11,341,757	Balance December 31, 1990	3,061.28
Beaches and Boardwalks		Total	12,616,757	<b>PROPERTY ACQUIRED BY DEED OR FORECLOSURE</b>	
Parks, Playgrounds, Shade Trees	301,020.00	<b>ISSUED AND OUTSTANDING</b>		Balance January 1, 1990	340,110.00
Land Reclamation & Conservation	619,473.00	School	1,275,000.00	Transfers From Taxes or Liens	
Other Recreational Services	276,818.00	Self-Liquidating		Sale for Cash (1990)	
<b>EDUCATION (excluding schaaals)</b>		Other	9,539,000.00	Cancelled, Abated or Adjusted (1990)	
Libraries	38,329.00	Total	10,814,000.00	Balance December 31, 1990	340,110.00
Other Educational Services		<b>EQUALIZED VALUATION BASIS</b>		<b>CURRENT FINANCES DECEMBER 31, 1990</b>	
<b>STATUTORY EXPENDITURES</b>		<b>FOR NET DEBT COMPUTATION</b>	941,916,543	<b>ASSETS</b>	
Pensions & F. I. C. A.	492,364.86	<b>REAL PROPERTY VALUATIONS</b>		Cash Dec. 31, 1990	5,880,140.97
Employee Fringe Benefits	750,000.00	Code Class # of Parcels % VAL'N		Taxes Receivable	783,821.20
Other Statutory Expenditures		1 Vacant Land 421 3.31	15,209,200.00	Tax Title Liens	3,061.28
<b>CETA And Other Public Employment Programs</b>		2 Residential 2337 33.03	151,877,400.00	Foreclosed Property	340,110.00
<b>MUNICIPAL FUNCTIONS</b>		3 Farm 4 .01	66,900.00	Emergencies & Other Deferred Charges	20,000.00
<b>CAPITAL IMPROVEMENTS</b>	<b>*MEMO*</b>	4a Commercial 168 41.80	192,185,600.00	State and Federal Aid Receivable	68,417.14
<b>DEBT SERVICE</b>		4b Industrial 39 10.94	50,318,500.00	Other Receivables	80,915.35
Principal Payments	524,500.00	4c Apartments 21 10.90	50,097,400.00	Total	7,176,465.94
Interest Payments	654,178.38	Total	459,755,000.00	<b>LIABILITIES, RESERVES, AND SURPLUS</b>	
<b>DEFERRED CHARGES</b>		Land Area 5.80 Sq. Miles		Cash Liabilities	965,878.24
<b>SCHOOL, COUNTY, SPECIAL DISTRICT TAXES</b>	251,560.47	Net Valuation Taxable-Municipal	465,168,821	Reserves for Receivables	1,207,907.83
<b>RESERVE FOR UNCOLLECTED TAXES</b>	15,334,021.75	Net Valuation Taxable-County	1,033,322,040	Surplus Dec. 31, 1990	5,002,679.87
<b>EXPENDITURES</b>		State Equalized Valuation	963,635,997	Total	7,176,465.94
<b>TOTAL</b>	25,412,899.00	State Equalization Ratio	47.98		

0213

Population 1980 4,628  
 Population 1990 5,001  
 S & P Rating  
 Moody Rating AAA

General Tax Rate Per \$100. 1.35  
 State Equalized Tax Rate 1.25

**EDGEWATER BOROUGH - BERGEN COUNTY**  
 Form of Government  
 Borough Council  
 Number of Members - 6

PER CAPITA:

Gross Debt  
 Net Debt  
 Debt Service 47.73  
 Total Tax Levy 1,814.80  
 Municipal Expenditures 1,920.51

PER CENT:

Gross Debt  
 Net Debt  
 Tax Levy Collected 94.02  
 Tax Levy Cancelled, Abated or Adjusted 2.22

EXPENDITURES		REVENUES-REALIZED		1990 PROPERTY TAX	
<b>GENERAL GOVERNMENT</b>				<b>STATE EQUALIZED TAX RATE</b>	
Governing Body & Public Boards	23,000.00	1990 Property Taxes Collected	8,544,100.81	Local District School Taxes .37	2,544,172.50
Municipal Clerk		1990 Payments in Lieu of Taxes		Regional & Consolidated School Tax	
Financial Administration	52,350.00	Delinquent Tax & Lien Collections	180,796.12	School Taxes in Municipal Budget	
Assessment of Taxes	86,820.00	Business Personalty Replacement Taxes	767,547.00	County Taxes .27	1,838,843.95
Collection of Taxes	69,945.00	Taxes from Public Utilities	279,121.00	County Library Taxes	
Planning, Housing & Development	35,212.00	Other Miscellaneous Tax Revenues		Local Municipal Purpose Taxes .61	4,224,711.06
Human Resources	84,816.00	State Aid Revenues	255,638.00	Veteran & Senior Citizen Taxes	24,400.00
Elections	2,000.00	Federal Aid Revenues		Total Taxes for Rate Computation 1.25	8,632,127.51
General Administration (other)	564,775.00	State and Local Fiscal Assistance Act Utilized		Special District Taxes	
<b>JUDICIARY</b>		Sale of Acquired Property		Bank Corp. Taxes	
Municipal Courts	72,800.00	Other Miscellaneous Revenues	4,332,285.72	Added and Omitted Taxes	468,095.33
<b>PUBLIC SAFETY</b>		Total	14,359,488.65	Total Taxes Levied - ABSTRACT	9,075,822.84
Fire Protection	888,754.00	Prior Years Surplus Appropriated	475,000.00	Total Taxes Billed	9,087,972.02
Police Protection	1,433,081.50	REVENUES TOTAL	14,834,488.65	1990 TAXES COLLECTED	8,544,100.81
Civil Defense & Disaster Control	2,500.00	Reserve For Uncollected Taxes	930,000.00	1990 Taxes Cancelled, Abated or Adjusted	201,992.62
Environmental Inspection & Control	252,623.00	CAPITAL OUTLAY TOTAL	815,531.95	Transfer to Tax Title Liens or Foreclosed	
Other Public Safety				Balance Outstanding Dec. 31, 1990	341,878.59
<b>PUBLIC WORKS</b>				<b>PRIOR YEARS TAXES OUTSTANDING</b>	
Streets and Drainage	632,030.00	Public Enterprises		Balance January 1, 1990	368,509.14
Sewers and Sewage Processing	1,778,751.65	Recreation-Culture		Collected in 1990	158,853.01
Garbage and Trash Disposal	555,000.00	Public Works		Cancelled, Abated or Adjusted 1990	
Public Buildings and Grounds	111,370.00	Buildings and Grounds	815,531.95	Transfers to Tax Title Liens or Foreclosed	161,061.28
Other Public Works		Library and Education		Balance December 31, 1990	48,594.85
<b>HEALTH and WELFARE</b>		Conservation		<b>TAX TITLE LIENS OUTSTANDING</b>	
Health Services Except Environmental	52,500.00	All Other		Balance January 1, 1990	12,681.29
Welfare-Public Assistance	20,000.00	CAPITAL DEBT AUTHORIZED, DECEMBER 31, 1990		Transfer From Taxes	193,224.09
Hospital, Clinics, First Aid		ISSUED AND UNISSUED		Redeemed in 1990	21,943.11
Animal, Insect, & Rodent Control	4,000.00	GROSS DEBT		Cancelled, Abated or Adjusted (1990)	
Other Welfare Services		NET DEBT		Transfers to Foreclosed Property	
<b>RECREATION and CONSERVATION</b>				Balance December 31, 1990	183,962.27
Beaches and Boardwalks	2,900.00	ISSUED AND OUTSTANDING		<b>PROPERTY ACQUIRED BY DEED OR FORECLOSURE</b>	
Parks, Playgrounds, Shade Trees	221,650.33	School		Balance January 1, 1990	382,175.00
Land Reclamation & Conservation	109,910.00	Self-Liquidating		Transfers From Taxes or Liens	
Other Recreational Services		Other		Sale for Cash (1990)	
<b>EDUCATION (excluding schools)</b>		Total		Cancelled, Abated or Adjusted (1990)	
Libraries	140,300.00	EQUALIZED VALUATION BASIS		Balance December 31, 1990	382,175.00
Other Educational Services		FOR NET DEBT COMPUTATION	672,737,476	<b>CURRENT FINANCES DECEMBER 31, 1990</b>	
<b>STATUTORY EXPENDITURES</b>		REAL PROPERTY VALUATIONS		<b>ASSETS</b>	
Pensions & F. I. C. A.	637,080.00	Cade Class # of Parcels % VAL'N		Cash Dec. 31, 1990	6,265,472.45
Employee Fringe Benefits	409,200.00	1 Vacant Land 651 13.26	84,578,000.00	Taxes Receivable	390,473.44
Other Statutory Expenditures	8,000.00	2 Residential 1596 53.04	338,373,100.00	Tax Title Liens	183,962.27
CETA And Other Public Employment Programs		3 Farm 75 12.92	82,419,110.00	Foreclosed Property	382,175.00
<b>MUNICIPAL FUNCTIONS</b>		4a Commercial 30 16.68	106,404,500.00	Emergencies & Other Deferred Charges	41,535.00
<b>CAPITAL IMPROVEMENTS</b>		4b Industrial 42 4.11	26,199,400.00	State and Federal Aid Receivable	9,016.99
<b>DEBT SERVICE</b>		4c Apartments 2394	637,974,110.00	Other Receivables	499,731.54
Principal Payments	104,000.00	Total		Total	7,772,366.69
Interest Payments	134,711.85	Land Area .70 Sq. Miles		<b>LIABILITIES, RESERVES, AND SURPLUS</b>	
<b>DEFERRED CHARGES</b>		Net Valuation Taxable-Municipal	638,509,384	Cash Liabilities	4,875,929.21
<b>SCHOOL, COUNTY, SPECIAL DISTRICT TAXES</b>		Net Valuation Taxable-County	782,757,800	Reserves for Receivables	1,456,342.25
<b>RESERVE FOR UNCOLLECTED TAXES</b>		State Equalized Valuation	689,269,064	Surplus Dec. 31, 1990	1,440,095.23
<b>EXPENDITURES</b>		State Equalization Ratio	92.63	Total	7,772,366.69
<b>TOTAL</b>	13,987,503.23				



0312

Population 1980 **9,273**  
 Population 1990 **8,388**  
 S & P Rating  
 Moody Rating **A**

General Tax Rate Per \$100. **3.47**  
 State Equalized Tax Rate **2.07**

**EDGEWATER PARK TWP. - BURLINGTON CO.**  
 Form of Government  
 Township Committee  
 Number of Members - 5

PER CAPITA:  
 Gross Debt **193.96**  
 Net Debt **109.92**  
 Debt Service **40.59**  
 Total Tax Levy **753.29**  
 Municipal Expenditures **321.11**

PER CENT:  
 Gross Debt **.62**  
 Net Debt **.35**  
 Tax Levy Collected **95.45**  
 Tax Levy Cancelled, Abated or Adjusted **.29**

EXPENDITURES		REVENUES-REALIZED		1990 PROPERTY TAX	
<b>GENERAL GOVERNMENT</b>				<b>STATE EQUALIZED TAX RATE</b>	
Governing Body & Public Boards		1990 Property Taxes Collected	6,033,059.46	Local District School Taxes	1.65 3,103,603.50
Municipal Clerk		1990 Payments in Lieu of Taxes		Regional & Consolidated School Tax	
Financial Administration	28,056.00	Delinquent Tax & Lien Collections	158,605.17	School Taxes in Municipal Budget	
Assessment of Taxes	10,767.00	Business Personalty Replacement Taxes	99,527.32	County Taxes	.54 1,599,537.02
Collection of Taxes	45,490.00	Taxes from Public Utilities	416,676.00	County Library Taxes	.03 91,935.45
Planning, Housing & Development	12,700.00	Other Miscellaneous Tax Revenues		Local Municipal Purpose Taxes	.44 1,306,788.00
Human Resources	32,678.30	State Aid Revenues	60,485.02	Veteran & Senior Citizen Taxes	
Elections		Federal Aid Revenues		Total Taxes for Rate Computation	2.06 6,167,263.97
General Administration (other)	317,454.06	State and Local Fiscal Assistance Act Utilized		Special District Taxes	194,703.00
<b>JUDICIARY</b>		Sale of Acquired Property		Bank Corp. Taxes	
Municipal Courts	54,050.00	Other Miscellaneous Revenues	446,927.07	Added and Omitted Taxes	17,012.97
<b>PUBLIC SAFETY</b>		Total	7,215,280.04	Total Taxes Levied - ABSTRACT	6,318,579.94
Fire Protection	1,973.00	Prior Years Surplus Appropriated	404,000.00	Total Taxes Billed	6,320,365.31
Police Protection	656,403.86	REVENUES TOTAL	7,619,280.04	1990 TAXES COLLECTED	6,033,059.46
Civil Defense & Disaster Control	400.00	Reserve For Uncollected Taxes	353,843.84	1990 Taxes Cancelled, Abated or Adjusted	18,505.94
Environmental Inspection & Control	50,900.00	<b>CAPITAL OUTLAY TOTAL</b>	170,937.62	Transfer to Tax Title Liens or Foreclosed	15,120.90
Other Public Safety				Balance Outstanding Dec. 31, 1990	254,179.01
<b>PUBLIC WORKS</b>				<b>PRIOR YEARS TAXES OUTSTANDING</b>	
Streets and Drainage	215,669.00	Public Enterprises		Balance January 1, 1990	198,253.84
Sewers and Sewage Processing	3,000.00	Recreation-Culture	69,031.95	Collected in 1990	158,605.17
Garbage and Trash Disposal	244,917.00	Public Works	101,545.22	Cancelled, Abated or Adjusted 1990	8,335.00
Public Buildings and Grounds	36,000.00	Buildings and Grounds	410.45	Transfers to Tax Title Liens or Foreclosed	
Other Public Works		Library and Education		Balance December 31, 1990	31,313.67
<b>HEALTH and WELFARE</b>		Conservation		<b>TAX TITLE LIENS OUTSTANDING</b>	
Health Services Except Environmental	3,253.00	All Other		Balance January 1, 1990	59,168.92
Welfare-Public Assistance	10,300.00	<b>CAPITAL DEBT AUTHORIZED, DECEMBER 31, 1990</b>		Transfer From Taxes	15,120.90
Hospital, Clinics, First Aid		<b>ISSUED AND UNISSUED GROSS DEBT NET DEBT</b>		Redeemed in 1990	
Animal, Insect, & Rodent Control		School 705,000		Cancelled, Abated or Adjusted (1990)	
Other Welfare Services		Self-Liquidating		Transfers to Foreclosed Property	
<b>RECREATION and CONSERVATION</b>		Other 921,972	921,972	Balance December 31, 1990	74,289.82
Beaches and Boardwalks		Total 1,626,972	921,972	<b>PROPERTY ACQUIRED BY DEED OR FORECLOSURE</b>	
Parks, Playgrounds, Shade Trees	1,800.00	<b>ISSUED AND OUTSTANDING</b>		Balance January 1, 1990	9,300.00
Land Reclamation & Conservation	12,271.00	School 560,000.00		Transfers From Taxes or Liens	
Other Recreational Services	13,300.00	Self-Liquidating		Sale for Cash (1990)	
<b>EDUCATION (excluding schools)</b>		Other 585,316.08	585,316.08	Cancelled, Abated or Adjusted (1990)	
Libraries	1,500.00	Total 1,145,316.08		Balance December 31, 1990	9,300.00
Other Educational Services		<b>EQUALIZED VALUATION BASIS</b>		<b>CURRENT FINANCES DECEMBER 31, 1990</b>	
<b>STATUTORY EXPENDITURES</b>		<b>FOR NET DEBT COMPUTATION</b>	263,613,229	<b>ASSETS</b>	
Pensions & F. I. C. A.	119,300.00	<b>REAL PROPERTY VALUATIONS</b>		Cash Dec. 31, 1990	1,923,511.58
Employee Fringe Benefits	124,000.00	Code Class # of Parcels % VAL'N ASSESSED VALUATION		Taxes Receivable	285,492.89
Other Statutory Expenditures	4,000.00	1 Vacant Land 129 2.15 3,766,300.00		Tax Title Liens	74,299.82
CETA and Other Public Employment Programs		2 Residential 2171 72.60 127,304,064.00		Foreclosed Property	9,300.00
<b>MUNICIPAL FUNCTIONS TOTAL</b>	1,999,187.22	3 Farm 18 .29 519,400.00		Emergencies & Other Deferred Charges	
<b>CAPITAL IMPROVEMENTS *MEMO*</b>	10,000.00	4a Commercial 63 14.34 25,151,400.00		State and Federal Aid Receivable	
<b>DEBT SERVICE</b>		4b Industrial 10 1.89 3,314,600.00		Other Receivables	109,619.77
Principal Payments	274,802.68	4c Apartments 5 8.72 15,282,400.00		Total	2,402,213.85
Interest Payments	65,638.10	Total 2396 175,339,164.00		<b>LIABILITIES, RESERVES, AND SURPLUS</b>	
<b>DEFERRED CHARGES</b>		Land Area 2.86 Sq. Miles		Cash Liabilities	1,157,257.55
SCHOOL, COUNTY, SPECIAL DISTRICT TAXES	4,994,778.97	Net Valuation Taxable-Municipal	175,888,737	Reserves for Receivables	478,702.27
RESERVE FOR UNCOLLECTED TAXES	353,843.84	Net Valuation Taxable-County	274,620,423	Surplus Dec. 31, 1990	766,254.03
<b>EXPENDITURES TOTAL</b>	7,688,250.81	State Equalized Valuation	294,544,812	Total	2,402,213.85
		State Equalization Ratio	59.64		



1205  
Population 1980 70,193  
Population 1990 88,680  
S & P Rating AA  
Moody Rating

General Tax Rate Per \$100. 1.63  
State Equalized Tax Rate 1.61

EDISON TOWNSHIP - MIDDLESEX COUNTY  
Form of Government  
Mayor-Council Plan E (OMCL 50)  
Number of Members - 7

PER CAPITA:  
Gross Debt 931.66  
Net Debt 400.49  
Debt Service 86.37  
Total Tax Levy 1,436.05  
Municipal Expenditures 642.82  
PER CENT:  
Gross Debt 1.14  
Net Debt .49  
Tax Levy Collected 96.94  
Tax Levy Cancelled, Abated or Adjusted .36

EXPENDITURES		REVENUES-REALIZED		1990 PROPERTY TAX	
GENERAL GOVERNMENT				STATE EQUALIZED TAX RATE	
Governing Body & Public Boards	20,450.00	1990 Property Taxes Collected	123,946,917.02	Local District School Taxes	.87 65,326,918.50
Municipal Clerk	231,350.00	1990 Payments in Lieu of Taxes	35,777.00	Regional & Cansolidated School Tax	
Financial Administration	245,037.96	Delinquent Tax & Lien Collections	1,656,957.59	School Taxes in Municipal Budget	.04 3,302,980.50
Assessment of Taxes	403,700.00	Business Personalty Replacement Taxes	1,328,231.00	County Taxes	.40 29,700,307.70
Collection of Taxes	205,700.00	Taxes from Public Utilities	14,913,697.00	County Library Taxes	
Planning, Housing & Developmant	149,150.00	Other Miscellaneous Tax Revenues		Local Municipal Purpose Taxes	.30 22,153,855.80
Human Resources	430,091.58	State Aid Revenues	639,117.91	Veteran & Senior Citizen Taxes	
Elections		Federal Aid Revenues		Total Taxes for Rate Computation	1.61 121,039,062.50
General Administration (other)	3,604,500.00	State and Local Fiscal Assistance Act Utilized		Special District Taxes	
JUDICIARY		Sole of Acquired Property	25,000.00	Bank Corp. Taxes	
Municipal Courts	324,500.00	Other Miscellaneous Revenues	11,982,250.39	Added and Omitted Taxes	1,427,084.73
PUBLIC SAFETY		Total	154,527,947.91	Total Taxes Levied - ABSTRACT	127,348,647.23
Fire Protection	7,014,113.00	Prior Years Surplus Appropriated	5,323,784.79	Total Taxes Billed	127,858,140.56
Police Protection	10,986,860.36	REVENUES TOTAL	159,851,732.70	1990 TAXES COLLECTED	123,946,917.02
Civil Defense & Disaster Control	4,100.00	Reserve For Uncollected Taxes	4,100,000.00	1990 Taxes Cancelled, Abated or Adjusted	454,938.57
Environmental Inspection & Control	622,500.00	CAPITAL OUTLAY TOTAL	5,657,876.46	Transfer to Tax Title Liens or Foreclosed	298,378.24
Other Public Safety				Balance Outstanding Dec. 31, 1990	3,157,906.73
PUBLIC WORKS				PRIOR YEARS TAXES OUTSTANDING	
Streets and Drainage	2,123,300.00	Public Enterprises	4,199.20	Balance January 1, 1990	2,003,407.57
Sewers and Sewage Processing	1,861,150.00	Recreation—Culture	337,659.90	Collected in 1990	1,569,264.51
Garbage and Trash Disposal	2,238,000.00	Public Works	1,449,037.75	Cancelled, Abated or Adjusted 1990	6,297.89
Public Buildings and Grounds	519,500.00	Buildings and Grounds	1,516,979.61	Transfers to Tax Title Liens or Foreclosed	163,032.76
Other Public Works	232,000.00	Library and Education	2,350,000.00	Balance December 31, 1990	264,812.41
HEALTH and WELFARE		Conservation		TAX TITLE LIENS OUTSTANDING	
Health Services Except Environmental	735,341.00	All Other		Balance January 1, 1990	247,504.19
Welfare-Public Assistance	140,900.00	CAPITAL DEBT AUTHORIZED, DECEMBER 31, 1990		Transfer From Taxes	498,769.79
Hospital, Clinics, First Aid	14,000.00	ISSUED AND UNISSUED GROSS DEBT NET DEBT		Redeemed in 1990	87,693.08
Animal, Insect, & Radent Control		School 38,501,000		Cancelled, Abated or Adjusted (1990)	
Other Welfare Services	39,950.00	Self-Liquidating 1,721,000	982,772	Transfers to Foreclosed Property	
RECREATION and CONSERVATION		Other 42,398,001	34,533,001	Balance December 31, 1990	658,580.90
Beaches and Boardwalks		Total 82,620,001	35,515,773	PROPERTY ACQUIRED BY DEED OR FORECLOSURE	
Parks, Playgrounds, Shade Trees	1,491,400.00	ISSUED AND OUTSTANDING		Balance January 1, 1990	267,229.50
Land Reclamation & Conservation	700,300.00	School 25,840,000.00		Transfers From Taxes or Liens	
Other Recreational Services	977,650.00	Self-Liquidating 1,395,000.00		Sale for Cash (1990)	
EDUCATION (excluding schools)		Other 35,922,000.00		Cancelled, Abated or Adjusted (1990)	
Libraries	1,876,951.50	Total 63,157,000.00		Balance December 31, 1990	267,229.50
Other Educational Services		EQUALIZED VALUATION BASIS FOR NET DEBT COMPUTATION	7,230,644.575	CURRENT FINANCES DECEMBER 31, 1990	
STATUTORY EXPENDITURES		REAL PROPERTY VALUATIONS		ASSETS	
Pensions & F. I. C. A.	3,820,637.00	Code Class # of Parcels % VAL'N ASSESSED VALUATION		Cash Dec. 31, 1990	19,647,005.84
Employee Fringe Benefits	4,141,250.00	1 Vacant Land 1829 3.80	280,798,900.00	Taxes Receivable	3,422,719.14
Other Statutory Expenditures		2 Residential 22070 56.17	4,147,703,300.00	Tax Title Liens	658,580.90
CETA And Other Public Employment Programs		3 Farm 15 .02	1,918,000.00	Foreclosed Property	267,229.50
MUNICIPAL FUNCTIONS TOTAL	45,159,352.40	4a Commercial 758 13.36	986,509,200.00	Emergencies & Other Deferred Charges	16,600.00
CAPITAL IMPROVEMENTS *MEMO*	300,000.00	4b Industrial 318 19.94	1,472,558,600.00	State and Federal Aid Receivable	162,556.98
DEBT SERVICE		4c Apartments 90 6.70	495,130,600.00	Other Receivables	609,700.41
Principal Payments	4,418,000.00	Total 25080	7,384,618,600.00	Total	24,784,392.77
Interest Payments	3,241,242.25	Land Area 30.65 Sq. Miles		LIABILITIES, RESERVES, AND SURPLUS	
TYPE I SCHL DEBT *MEMO	3,429,063.50	Net Valuation Taxable-Municipal	7,416,977,734	Cash Liabilities	11,805,848.81
DEFERRED CHARGES	86,977.98	Net Valuation Taxable-County	7,468,321,243	Reserves for Receivables	4,943,461.77
SCHOOL, COUNTY, SPECIAL DISTRICT TAXES	103,767,706.70	State Equalized Valuation	7,498,357,112	Surplus Dec. 31, 1990	8,035,082.19
RESERVE FOR UNCOLLECTED TAXES	4,100,000.00	State Equalization Ratio	98.91	Total	24,784,392.77
EXPENDITURES TOTAL	160,773,279.33				

\* ABOVE DEBT SERVICE INCLUDES TYPE I SCHOOL DEBT

0107

Population 1980 4,613  
 Population 1990 4,583  
 S & P Rating  
 Moody Rating

General Tax Rate Per \$100. 3.13  
 State Equalized Tax Rate 2.99

EGG HARBOR CITY - ATLANTIC COUNTY  
 Form of Government  
 Special Charter (P.L. 1858 c. 152)  
 Number of Members - 9

## PER CAPITA:

Gross Debt 2,166.93  
 Net Debt 1,006.50  
 Debt Service 35.54  
 Total Tax Levy 962.44  
 Municipal Expenditures 666.39

## PER CENT:

Gross Debt 8.53  
 Net Debt 3.96  
 Tax Levy Collected 99.35  
 Tax Levy Cancelled, Abated or Adjusted .17

EXPENDITURES		REVENUES-REALIZED		1990 PROPERTY TAX	
<b>GENERAL GOVERNMENT</b>				<b>STATE EQUALIZED TAX RATE</b>	
Governing Body & Public Boards		1990 Property Taxes Collected	3,531,783.00	Local District School Taxes .75	985,745.50
Municipal Clerk	45,400.00	1990 Payments in Lieu of Taxes		Regional & Consolidated School Tax .59	774,449.40
Financial Administration	37,152.00	Delinquent Tax & Lien Collections	244,197.00	School Taxes in Municipal Budget	
Assessment of Taxes	25,911.00	Business Personalty Replacement Taxes	62,001.00	County Taxes .45 *	596,842.04
Collection of Taxes	10,757.00	Taxes from Public Utilities	253,235.00	County Library Taxes .03	41,047.58
Planning, Housing & Development	46,937.00	Other Miscellaneous Tax Revenues		Local Municipal Purpose Taxes 1.17	1,540,557.00
Human Resources	9,110.00	State Aid Revenues	80,915.00	Veteran & Senior Citizen Taxes	68,750.00
Elections	234,091.00	Federal Aid Revenues		Total Taxes for Rate Computation 2.99	4,007,391.82
General Administration (other)		State and Local Fiscal Assistance Act Utilized		Special District Taxes	
<b>JUDICIARY</b>		Sale of Acquired Property		Bank Corp. Taxes	
Municipal Courts	45,215.00	Other Miscellaneous Revenues	626,370.00	Added and Omitted Taxes	13,899.00
<b>PUBLIC SAFETY</b>		Total	4,798,501.00	Total Taxes Levied - ABSTRACT	3,952,540.82
Fire Protection	49,685.00	Prior Years Surplus Appropriated	135,000.00	Total Taxes Billed	3,952,541.00
Police Protection	708,177.00	<b>REVENUES</b>	4,933,501.00	<b>1990 TAXES COLLECTED</b>	3,531,783.00
Civil Defense & Disaster Control	1,950.00	Reserve For Uncollected Taxes	621,962.00	1990 Taxes Cancelled, Abated or Adjusted	8,536.00
Environmental Inspection & Control	29,436.00	<b>CAPITAL OUTLAY</b>	3,633,093.00	Transfer to Tax Title Liens or Foreclosed	37,931.00
Other Public Safety		<b>TOTAL</b>	2,764,320.00	Balance Outstanding Dec. 31, 1990	376,291.00
<b>PUBLIC WORKS</b>				<b>PRIOR YEARS TAXES OUTSTANDING</b>	
Streets and Drainage	173,025.00	Public Enterprises	2,764,320.00	Balance January 1, 1990	236,944.00
Sewers and Sewage Processing	2,463.00	Recreation—Culture		Collected in 1990	217,835.00
Garbage and Trash Disposal	314,139.00	Public Works	141,373.00	Cancelled, Abated or Adjusted 1990	
Public Buildings and Grounds	94,301.00	Buildings and Grounds	338,270.00	Transfers to Tax Title Liens or Foreclosed	10,141.00
Other Public Works		Library and Education	389,125.00	Balance December 31, 1990	8,968.00
<b>HEALTH and WELFARE</b>		Conservation		<b>TAX TITLE LIENS OUTSTANDING</b>	
Health Services Except Environmental		All Other		Balance January 1, 1990	253,564.00
Welfare-Public Assistance	2,700.00	<b>CAPITAL DEBT AUTHORIZED, DECEMBER 31, 1990</b>		Transfer From Taxes	50,934.00
Hospital, Clinics, First Aid		<b>ISSUED AND UNISSUED</b>		Redeemed in 1990	26,327.00
Animal, Insect, & Rodent Control	4,765.00	<b>GROSS DEBT</b>		Cancelled, Abated or Adjusted (1990)	
Other Welfare Services		School 1,033,777		Transfers to Foreclosed Property	
<b>RECREATION and CONSERVATION</b>		Self-Liquidating 5,978,000	1,693,300	Balance December 31, 1990	278,171.00
Beaches and Boardwalks		Other 2,919,500	2,919,500	<b>PROPERTY ACQUIRED BY DEED OR</b>	
Parks, Playgrounds, Shade Trees	27,364.00	Total 9,931,277	4,612,800	<b>FORECLOSURE</b>	
Land Reclamation & Conservation		<b>ISSUED AND OUTSTANDING</b>		Balance January 1, 1990	106,127.00
Other Recreational Services	10,800.00	School 1,033,777.00		Transfers From Taxes or Liens	
<b>EDUCATION (excluding schools)</b>		Self-Liquidating 4,588,000.00		Sale for Cash (1990)	
Libraries		Other 850,000.00		Cancelled, Abated or Adjusted (1990)	
Other Educational Services		Total 6,471,777.00		Balance December 31, 1990	106,127.00
<b>STATUTORY EXPENDITURES</b>		<b>EQUALIZED VALUATION BASIS</b>		<b>CURRENT FINANCES DECEMBER 31, 1990</b>	
Pensions & F. I. C. A.	116,048.00	<b>FOR NET DEBT COMPUTATION</b>	116,468,551	<b>ASSETS</b>	
Employee Fringe Benefits	206,387.00	<b>REAL PROPERTY VALUATIONS</b>		Cash Dec. 31, 1990	746,005.00
Other Statutory Expenditures	5,000.00	<b>Code Class # of Parcels % VAL'N</b>		Taxes Receivable	385,259.00
CETA And Other Public Employment Programs		1 Vacant Land 799 2.16	2,624,100.00	Tax Title Liens	278,171.00
<b>MUNICIPAL FUNCTIONS</b>		2 Residential 1220 70.44	85,495,700.00	Foreclosed Property	106,127.00
<b>CAPITAL IMPROVEMENTS</b>	<b>*MEMO*</b>	3 Farm 146 18.48	22,431,300.00	Emergencies & Other Deferred Charges	72,875.00
<b>DEBT SERVICE</b>		4a Commercial 13 4.29	5,209,700.00	State and Federal Aid Receivable	1,864.00
Principal Payments	85,000.00	4b Industrial 12 4.63	5,614,900.00	Other Receivables	74,843.00
Interest Payments	77,858.00	Total 2190	121,375,700.00	Total	1,665,144.00
<b>DEFERRED CHARGES</b>		Land Area 10.89 Sq. Miles		<b>LIABILITIES, RESERVES, AND SURPLUS</b>	
SCHOOL, COUNTY, SPECIAL DISTRICT TAXES	2,398,084.82	Net Valuation Taxable-Municipal	125,813,123	Cash Liabilities	606,049.00
RESERVE FOR UNCOLLECTED TAXES	621,962.00	Net Valuation Taxable-County	125,341,489	Reserves for Receivables	844,400.00
<b>EXPENDITURES</b>	<b>TOTAL</b>	State Equalized Valuation	131,333,084	Surplus Dec. 31, 1990	214,695.00
		State Equalization Ratio	95.65	Total	1,665,144.00



0108  
 Population 1980 19,381  
 Population 1990 24,544  
 S & P Rating  
 Moody Rating

General Tax Rate Per \$100. 2.43  
 State Equalized Tax Rate 1.73

**EGG HARBOR TOWNSHIP - ATLANTIC CO.**  
 Form of Government  
 Township Committee  
 Number of Members - 5

PER CAPITA:  
 Gross Debt 806.86  
 Net Debt 257.28  
 Debt Service 17.76  
 Total Tax Levy 993.68  
 Municipal Expenditures 684.20

PER CENT:  
 Gross Debt 1.69  
 Net Debt .54  
 Tax Levy Collected 91.93  
 Tax Levy Cancelled, Abated or Adjusted .74

EXPENDITURES		REVENUES-REALIZED		1990 PROPERTY TAX	
<b>GENERAL GOVERNMENT</b>				<b>STATE EQUALIZED TAX RATE</b>	
Governing Body & Public Boards	76,920.00	1990 Property Taxes Collected	22,419,591.00	Local District School Taxes	.98
Municipal Clerk	172,223.00	1990 Payments in Lieu of Taxes		Regional & Consolidated School Tax	
Financial Administration	21,500.00	Delinquent Tax & Lien Collections	1,736,176.00	School Taxes in Municipal Budget	
Assessment of Taxes	589,067.00	Business Personalty Replacement Taxes	115,506.00	County Taxes	.42 *
Collection of Taxes	146,679.00	Taxes from Public Utilities	3,908,563.00	County Library Taxes	.03
Planning, Housing & Development	180,234.00	Other Miscellaneous Tax Revenues		Local Municipal Purpose Taxes	.29
Human Resources	169,796.00	State Aid Revenues	290,223.00	Veteran & Senior Citizen Taxes	
Elections	8,980.00	Federal Aid Revenues		Total Taxes for Rate Computation	1.72
General Administration (other)	1,304,678.00	State and Local Fiscal Assistance Act Utilized		Special District Taxes	
<b>JUDICIARY</b>		Sale of Acquired Property	63,050.00	Bank Corp. Taxes	
Municipal Courts	210,533.00	Other Miscellaneous Revenues	3,665,718.00	Added and Omitted Taxes	792,256.00
<b>PUBLIC SAFETY</b>		Total	32,098,885.00	Total Taxes Levied - ABSTRACT	24,388,984.79
Fire Protection	364,521.00	Prior Years Surplus Appropriated	1,800,000.00	Total Taxes Billed	22,419,591.00
Police Protection	3,705,405.00	REVENUES TOTAL	33,898,885.00	1990 TAXES COLLECTED	
Civil Defense & Disaster Control	6,500.00	Reserve For Uncollected Taxes	4,882,824.00	1990 Taxes Cancelled, Abated or Adjusted	179,591.00
Environmental Inspection & Control	370,415.00	<b>CAPITAL OUTLAY TOTAL</b>	1,534,507.00	Transfer to Tax Title Liens or Foreclosed	150,699.00
Other Public Safety				PRIOR YEARS TAXES OUTSTANDING	
<b>PUBLIC WORKS</b>				Balance January 1, 1990	2,340,028.00
Streets and Drainage	762,997.00	Public Enterprises		Collected in 1990	1,623,796.00
Sewers and Sewage Processing		Recreation—Culture	396,055.00	Cancelled, Abated or Adjusted 1990	837.00
Garbage and Trash Disposal	1,049,154.00	Public Works	1,138,452.00	Transfers to Tax Title Liens or Foreclosed	70,901.00
Public Buildings and Grounds	411,857.00	Buildings and Grounds		Balance December 31, 1990	644,494.00
Other Public Works		Library and Education		<b>TAX TITLE LIENS OUTSTANDING</b>	
<b>HEALTH and WELFARE</b>		Conservation		Balance January 1, 1990	502,727.00
Health Services Except Environmental	9,800.00	All Other		Transfer From Taxes	243,885.00
Welfare-Public Assistance	69,520.00	<b>CAPITAL DEBT AUTHORIZED, DECEMBER 31, 1990</b>		Redeemed in 1990	112,380.00
Hospital, Clinics, First Aid		ISSUED AND UNISSUED		Cancelled, Abated or Adjusted (1990)	3,587.00
Animal, Insect, & Rodent Control	22,675.00	School	13,489,000	Transfers to Foreclosed Property	
Other Welfare Services		Self-Liquidating	6,314,655	Balance December 31, 1990	630,645.00
<b>RECREATION and CONSERVATION</b>		Other	19,803,655	<b>PROPERTY ACQUIRED BY DEED OR FORECLOSURE</b>	
Beaches and Boardwalks		Total	6,314,655	Balance January 1, 1990	1,526,250.00
Parks, Playgrounds, Shade Trees	26,831.00	ISSUED AND OUTSTANDING		Transfers From Taxes or Liens	
Land Reclamation & Conservation	158,019.00	School	13,489,000.00	Sale for Cash (1990)	63,050.00
Other Recreational Services		Self-Liquidating	5,318,269.00	Cancelled, Abated or Adjusted (1990)	
<b>EDUCATION (excluding schools)</b>		Other	18,807,269.00	Balance December 31, 1990	1,463,200.00
Libraries		Total		<b>CURRENT FINANCES DECEMBER 31, 1990</b>	
Other Educational Services		<b>EQUALIZED VALUATION BASIS</b>		<b>ASSETS</b>	
<b>STATUTORY EXPENDITURES</b>		<b>FOR NET DEBT COMPUTATION</b>	1,173,516,897	Cash Dec. 31, 1990	8,446,293.00
Pensions & F. I. C. A.	921,505.00	<b>REAL PROPERTY VALUATIONS</b>		Taxes Receivable	2,283,598.00
Employee Fringe Benefits	632,980.00	Code Class # of Parcels % VAL'N		Tax Title Liens	630,645.00
Other Statutory Expenditures	42,070.00	1 Vacant Land 6736 12.60	118,441,050.00	Foreclosed Property	1,463,200.00
CETA And Other Public Employment Programs		2 Residential 7122 52.96	497,838,600.00	Emergencies & Other Deferred Charges	545,207.00
<b>MUNICIPAL FUNCTIONS</b>		3 Farm 69 .28	2,603,700.00	State and Federal Aid Receivable	38,447.00
<b>CAPITAL IMPROVEMENTS</b>		4a Commercial 743 33.41	314,035,800.00	Other Receivables	39,910.00
<b>DEBT SERVICE</b>		4b Industrial		Total	13,447,300.00
Principal Payments	125,000.00	4c Apartments 17 .75	7,091,000.00	<b>LIABILITIES, RESERVES, AND SURPLUS</b>	
Interest Payments	310,842.00	Total 14687	940,010,150.00	Cash Liabilities	4,798,594.00
<b>DEFERRED CHARGES</b>		Land Area 67.94 Sq. Miles		Reserves for Receivables	4,400,912.00
SCHOOL, COUNTY, SPECIAL DISTRICT TAXES	19,645,185.79	Net Valuation Taxable-Municipal	951,501,313	Surplus Dec. 31, 1990	4,247,794.00
RESERVE FOR UNCOLLECTED TAXES	4,882,824.00	Net Valuation Taxable-County	1,213,410,430	Total	13,447,300.00
<b>EXPENDITURES</b>		State Equalized Valuation	1,362,080,459		
<b>TOTAL</b>	36,438,158.79	State Equalization Ratio	69.60		



2004  
Population 1980 106,201  
Population 1990 110,002  
S & P Rating A  
Moody Rating AAA

General Tax Rate Per \$100. 8.23  
State Equalized Tax Rate 2.21

ELIZABETH CITY - UNION COUNTY  
Form of Government  
Mayor-Council Plan F (OMCL 50)  
Number of Members - 9

PER CAPITA:  
Gross Debt 608.67  
Net Debt 360.69  
Debt Service 93.06  
Total Tax Levy 725.88  
Municipal Expenditures 798.41  
PER CENT:  
Gross Debt 2.06  
Net Debt 1.22  
Tax Levy Collected 95.07  
Tax Levy Cancelled, Abated or Adjusted .40

EXPENDITURES		REVENUES-REALIZED		1990 PROPERTY TAX	
<b>GENERAL GOVERNMENT</b>				<b>STATE EQUALIZED TAX RATE</b>	
Governing Body & Public Boards	397,332.00	1990 Property Taxes Collected	76,098,325.76	Local District School Taxes	1.65 37,896,599.50
Municipal Clerk	170,862.00	1990 Payments in Lieu of Taxes	63,234.00	Regional & Consolidated School Tax	
Financial Administration	1,349,512.00	Delinquent Tax & Lien Collections	2,705,909.14	School Taxes in Municipal Budget	.03 992,839.57
Assessment of Taxes	194,047.00	Business Personality Replacement Taxes	2,867,348.76	County Taxes	.39 14,211,505.48
Collection of Taxes	125.00	Taxes from Public Utilities	12,122,332.00	County Library Taxes	
Planning, Housing & Development	7,085,935.00	Other Miscellaneous Tax Revenues	86,639.95	Local Municipal Purpose Taxes	.74 26,473,303.16
Human Resources	5,446,485.17	State Aid Revenues	29,079,065.90	Veteran & Senior Citizen Taxes	
Elections	31,400.00	Federal Aid Revenues		Total Taxes for Rate Computation	2.21 80,125,547.71
General Administration (other)	3,358,291.00	State and Local Fiscal Assistance Act Utilized		Special District Taxes	
<b>JUDICIARY</b>		State and Local Fiscal Assistance Act Utilized		Bank Corp. Taxes	
Municipal Courts	491,778.00	Sale of Acquired Property		Added and Omitted Taxes	273,739.79
<b>PUBLIC SAFETY</b>		Other Miscellaneous Revenues	11,305,681.52	Total Taxes Levied - ABSTRACT	79,847,987.50
Fire Protection	10,541,749.66	Total	134,329,537.03	Total Taxes Billed	80,043,705.55
Police Protection	10,859,808.68	Prior Years Surplus Appropriated	1,164,207.00	1990 TAXES COLLECTED	76,098,325.76
Civil Defense & Disaster Control	737,250.00	REVENUES TOTAL	135,493,744.03	1990 Taxes Cancelled, Abated or Adjusted	320,465.14
Environmental Inspection & Control	774,242.00	Reserve For Uncollected Taxes	3,973,712.39	Transfer to Tax Title Liens or Foreclosed	434,018.52
Other Public Safety		CAPITAL OUTLAY TOTAL	7,332,046.26	Balance Outstanding Dec. 31, 1990	3,190,396.13
<b>PUBLIC WORKS</b>				<b>PRIOR YEARS TAXES OUTSTANDING</b>	
Streets and Drainage	3,178,000.00	Public Enterprises	3,221,649.56	Balance January 1, 1990	2,917,190.01
Sewers and Sewage Processing		Recreation-Culture	12,049.55	Collected in 1990	2,388,437.37
Garbage and Trash Disposal	10,400,000.00	Public Works	258,520.30	Cancelled, Abated or Adjusted 1990	162,317.58
Public Buildings and Grounds	1,094,091.00	Buildings and Grounds	3,873,202.54	Transfers to Tax Title Liens or Foreclosed	323,958.64
Other Public Works	250,000.00	Library and Education		Balance December 31, 1990	42,432.42
<b>HEALTH and WELFARE</b>		Conservation	16,624.23	<b>TAX TITLE LIENS OUTSTANDING</b>	
Health Services Except Environmental	1,420,170.00	All Other		Balance January 1, 1990	1,270,514.16
Welfare-Public Assistance	1,106,536.00			Transfer From Taxes	834,571.54
Hospital, Clinics, First Aid				Redeemed in 1990	318,421.77
Animal, Insect, & Rodent Control	30,000.00			Cancelled, Abated or Adjusted (1990)	93.06
Other Welfare Services	94,858.00			Transfers to Foreclosed Property	172,992.32
<b>RECREATION and CONSERVATION</b>				Balance December 31, 1990	1,613,573.55
Beaches and Boardwalks				<b>PROPERTY ACQUIRED BY DEED OR FORECLOSURE</b>	
Parks, Playgrounds, Shade Trees				Balance January 1, 1990	2,228,250.00
Land Reclamation & Conservation	153,095.07			Transfers From Taxes or Liens	194,590.70
Other Recreational Services	1,371,946.60			Sale for Cash (1990)	33,850.00
<b>EDUCATION (excluding schools)</b>				Cancelled, Abated or Adjusted (1990)	110,790.79
Libraries	2,019,000.00			Balance December 31, 1990	2,270,200.00
Other Educational Services	12,000.00			<b>CURRENT FINANCES DECEMBER 31, 1990</b>	
<b>STATUTORY EXPENDITURES</b>				<b>ASSETS</b>	
Pensions & F. I. C. A.	5,839,075.00			Cash Dec. 31, 1990	15,042,277.25
Employee Fringe Benefits	5,142,500.00			Taxes Receivable	3,233,328.55
Other Statutory Expenditures				Tax Title Liens	1,613,578.55
<b>CETA And Other Public Employment Programs</b>				Foreclosed Property	2,270,200.00
<b>MUNICIPAL FUNCTIONS</b>				Emergencies & Other Deferred Charges	610,000.00
<b>CAPITAL IMPROVEMENTS</b>				State and Federal Aid Receivable	177,262.50
<b>DEBT SERVICE</b>				Other Receivables	2,361,015.83
Principal Payments	6,241,429.08			Total	25,307,662.73
Interest Payments	3,995,802.00			<b>LIABILITIES, RESERVES, AND SURPLUS</b>	
<b>TYPE I SCHL DEBT *MEMO</b>				Cash Liabilities	12,456,765.99
DEFERRED CHARGES	60,960.54			Reserves for Receivables	9,478,122.98
SCHOOL, COUNTY, SPECIAL DISTRICT TAXES	53,100,944.55			Surplus Dec. 31, 1990	3,372,773.76
RESERVE FOR UNCOLLECTED TAXES	3,978,712.39			Total	25,307,662.73
<b>EXPENDITURES TOTAL</b>	140,927,957.82				

0804

Population 1980 3,187  
 Population 1990 3,806  
 S & P Rating  
 Moody Rating

General Tax Rate Per \$100. 4.27  
 State Equalized Tax Rate 2.81

**ELK TOWNSHIP - GLOUCESTER COUNTY**  
 Form of Government  
 Township Committee  
 Number of Members - 3

PER CAPITA:  
 Gross Debt  
 Net Debt  
 Debt Service  
 Total Tax Levy  
 Municipal Expenditures

605.26  
 143.32  
 23.40  
 834.87  
 466.48

PER CENT:  
 Gross Debt 2.28  
 Net Debt .54  
 Tax Levy Collected 89.28  
 Tax Levy Cancelled, Abated or Adjusted .38

EXPENDITURES		REVENUES-REALIZED		1990 PROPERTY TAX	
<b>GENERAL GOVERNMENT</b>				<b>STATE EQUALIZED TAX RATE</b>	
Governing Body & Public Boards		1990 Property Taxes Collected	2,836,795.02	Local District School Taxes	.77 865,664.00
Municipal Clerk		1990 Payments in Lieu of Taxes		Regional & Consolidated School Tax	.68 767,815.92
Financial Administration	32,820.00	Delinquent Tax & Lien Collections	241,316.35	School Taxes in Municipal Budget	
Assessment of Taxes	17,500.00	Business Personalty Replacement Taxes	19,123.16	County Taxes	.67 750,052.35
Collection of Taxes	15,508.00	Taxes from Public Utilities	266,093.00	County Library Taxes	.03 28,874.34
Planning, Housing & Development	20,700.00	Other Miscellaneous Tax Revenues		Local Municipal Purpose Taxes	.66 740,994.82
Human Resources	65,336.04	State Aid Revenues	96,459.65	Veteran & Senior Citizen Taxes	
Elections	1,900.00	Federal Aid Revenues		Total Taxes for Rate Computation	2.81 3,192,101.43
General Administration (other)	157,960.00	State and Local Fiscal Assistance Act Utilized		Special District Taxes	
<b>JUDICIARY</b>		Sale of Acquired Property		Bank Corp. Taxes	
Municipal Courts	34,656.48	Other Miscellaneous Revenues	243,343.57	Added and Omitted Taxes	
<b>PUBLIC SAFETY</b>		Total	3,703,130.75	Total Taxes Levied - ABSTRACT	3,177,527.66
Fire Protection	67,526.10	Prior Years Surplus Appropriated	264,000.00	Total Taxes Billed	2,836,795.02
Police Protection	364,381.76	REVENUES TOTAL	3,967,130.75	1990 TAXES COLLECTED	
Civil Defense & Disaster Control	2,000.00	Reserve For Uncollected Taxes	291,599.48	1990 Taxes Cancelled, Abated or Adjusted	11,915.86
Environmental Inspection & Control	34,104.00	<b>CAPITAL OUTLAY TOTAL</b>	287,929.75	Transfer to Tax Title Liens or Foreclosed	39,453.84
Other Public Safety				Balance Outstanding Dec. 31, 1990	289,362.94
<b>PUBLIC WORKS</b>				<b>PRIOR YEARS TAXES OUTSTANDING</b>	
Streets and Drainage	93,829.89	Public Enterprises		Balance January 1, 1990	271,050.93
Sewers and Sewage Processing	14,600.00	Recreation-Culture		Collected in 1990	226,478.35
Garbage and Trash Disposal	219,500.00	Public Works		Cancelled, Abated or Adjusted 1990	
Public Buildings and Grounds	42,500.00	Buildings and Grounds	287,929.75	Transfers to Tax Title Liens or Foreclosed	21,094.44
Other Public Works		Library and Education		Balance December 31, 1990	23,478.14
<b>HEALTH and WELFARE</b>		Conservation		<b>TAX TITLE LIENS OUTSTANDING</b>	
Health Services Except Environmental	2,296.00	All Other		Balance January 1, 1990	18,088.37
Welfare-Public Assistance	4,700.00	<b>CAPITAL DEBT AUTHORIZED, DECEMBER 31, 1990</b>		Transfer From Taxes	63,683.62
Hospital, Clinics, First Aid		ISSUED AND UNISSUED		Redeemed in 1990	14,838.00
Animal, Insect, & Rodent Control	3,000.00	School	1,758,121	Cancelled, Abated or Adjusted (1990)	
Other Welfare Services		Self-Liquidating		Transfers to Foreclosed Property	
<b>RECREATION and CONSERVATION</b>		Other	545,483	Balance December 31, 1990	66,933.99
Beaches and Boardwalks		Total	2,303,609	<b>PROPERTY ACQUIRED BY DEED OR FORECLOSURE</b>	
Parks, Playgrounds, Shade Trees				Balance January 1, 1990	219,479.00
Land Reclamation & Conservation	2,656.04	ISSUED AND OUTSTANDING		Transfers From Taxes or Liens	
Other Recreational Services	12,000.00	School	1,757,919.84	Sale for Cash (1990)	3,100.00
<b>EDUCATION (excluding schools)</b>		Self-Liquidating		Cancelled, Abated or Adjusted (1990)	
Libraries		Other	545,483.95	Balance December 31, 1990	216,379.00
Other Educational Services		Total	2,303,408.79	<b>CURRENT FINANCES DECEMBER 31, 1990</b>	
<b>STATUTORY EXPENDITURES</b>		<b>EQUALIZED VALUATION BASIS FOR NET DEBT COMPUTATION</b>		<b>ASSETS</b>	
Pensions & F. I. C. A.	125,100.00	REAL PROPERTY VALUATIONS		Cash Dec. 31, 1990	764,637.56
Employee Fringe Benefits	41,000.00	Code Class # of Parcels % VAL'N		Taxes Receivable	312,841.08
Other Statutory Expenditures		1 Vacant Land 467 4.05	2,965,600.00	Tax Title Liens	66,933.99
CETA And Other Public Employment Programs		2 Residential 1035 73.65	53,967,000.00	Foreclosed Property	216,379.00
<b>MUNICIPAL FUNCTIONS</b>		3 Farm 389 15.34	11,242,900.00	Emergencies & Other Deferred Charges	67,756.04
<b>CAPITAL IMPROVEMENTS</b>		4a Commercial 29 6.46	4,734,700.00	State and Federal Aid Receivable	30,598.94
<b>DEBT SERVICE</b>		4b Industrial 1 .50	369,500.00	Other Receivables	147,533.51
Principal Payments	54,438.57	4c Apartments		Total	1,606,680.12
Interest Payments	34,611.00	Total	1921	<b>LIABILITIES, RESERVES, AND SURPLUS</b>	
<b>DEFERRED CHARGES</b>		Land Area 19.60 Sq. Miles		Cash Liabilities	553,047.15
SCHOOL, COUNTY, SPECIAL DISTRICT TAXES	19,156.40	Net Valuation Taxable-Municipal	74,001,355	Reserves for Receivables	743,687.58
RESERVE FOR UNCOLLECTED TAXES	2,412,406.61	Net Valuation Taxable-County	106,092,503	Surplus Dec. 31, 1990	309,945.39
<b>EXPENDITURES</b>		State Equalized Valuation	112,055,140	Total	1,606,680.12
<b>TOTAL</b>	4,187,846.37	State Equalization Ratio	65.82		



1702

Population 1980 1,569

Population 1990 1,571

S &amp; P Rating

Moody Rating

General Tax Rate Per \$100.

2.31

State Equalized Tax Rate

2.53

## ELMER BOROUGH - SALEM COUNTY

Form of Government

Borough Council

Number of Members - 6

PER CAPITA:

Gross Debt

288.06

Net Debt

69.06

Debt Service

7.24

Total Tax Levy

203.92

Municipal Expenditures

339.89

PER CENT:

Gross Debt

1.04

Net Debt

.25

Tax Levy Collected

92.71

Tax Levy Cancelled, Abated

or Adjusted

.30

EXPENDITURES		REVENUES-REALIZED		1990 PROPERTY TAX	
<b>GENERAL GOVERNMENT</b>				<b>STATE EQUALIZED TAX RATE</b>	
Governing Body & Public Boards		1990 Property Taxes Collected	1,175,023.13	Local District School Taxes	1.27 634,098.00
Municipal Clerk		1990 Payments in Lieu of Taxes		Regional & Consolidated School Tax	
Financial Administration	12,680.00	Delinquent Tax & Lien Collections	54,167.95	School Taxes in Municipal Budget	
Assessment of Taxes	4,313.55	Business Personalty Replacement Taxes	17,679.40	County Taxes	.80 397,544.54
Collection of Taxes	6,600.00	Taxes from Public Utilities	64,416.00	County Library Taxes	
Planning, Housing & Development	1,200.00	Other Miscellaneous Tax Revenues		Local Municipal Purpose Taxes	.46 228,244.00
Human Resources	30,795.50	State Aid Revenues	18,197.65	Veteran & Senior Citizen Taxes	
Elections	100.00	Federal Aid Revenues		Total Taxes for Rate Computation	2.53 1,282,636.54
General Administration (other)	93,938.50	State and Local Fiscal Assistance Act Utilized		Special District Taxes	
<b>JUDICIARY</b>		Sale of Acquired Property		Bank Corp. Taxes	
Municipal Courts	17,800.00	Other Miscellaneous Revenues	117,375.50	Added and Omitted Taxes	3,068.08
<b>PUBLIC SAFETY</b>		Total	1,449,859.68	Total Taxes Levied - ABSTRACT	1,262,954.62
Fire Protection	31,735.20	Prior Years Surplus Appropriated	125,780.61	Total Taxes Billed	1,267,409.46
Police Protection	70,550.00	<b>REVENUES TOTAL</b>	1,574,640.29	<b>1990 TAXES COLLECTED</b>	1,175,023.19
Civil Defense & Disaster Control	1,250.00	Reserve For Uncollected Taxes	73,377.08	1990 Taxes Cancelled, Abated or Adjusted	3,816.10
Environmental Inspection & Control	5,833.00	<b>CAPITAL OUTLAY TOTAL</b>	683,999.13	Transfer to Tax Title Liens or Foreclosed	
Other Public Safety				Balance Outstanding Dec. 31, 1990	98,570.13
<b>PUBLIC WORKS</b>				<b>PRIOR YEARS TAXES OUTSTANDING</b>	
Streets and Drainage	31,210.88	Public Enterprises	556,845.65	Balance January 1, 1990	55,032.02
Sewers and Sewage Processing		Recreation-Culture		Collected in 1990	53,884.25
Garbage and Trash Disposal	73,900.00	Public Works	71,676.38	Cancelled, Abated or Adjusted 1990	1.67
Public Buildings and Grounds	6,500.00	Buildings and Grounds	55,477.15	Transfers to Tax Title Liens or Foreclosed	
Other Public Works	5,550.00	Library and Education		Balance December 31, 1990	1,146.10
<b>HEALTH and WELFARE</b>		Conservation		<b>TAX TITLE LIENS OUTSTANDING</b>	
Health Services Except Environmental	2,600.00	All Other		Balance January 1, 1990	3,507.82
Welfare-Public Assistance	1,200.00	<b>CAPITAL DEBT AUTHORIZED, DECEMBER 31, 1990</b>		Transfer From Taxes	
Hospital, Clinics, First Aid		<b>ISSUED AND UNISSUED</b>		Redeemed in 1990	2,283.70
Animal, Insect, & Rodent Control	100.00	School		Cancelled, Abated or Adjusted (1990)	
Other Welfare Services		Self-Liquidating	344,050	Transfers to Foreclosed Property	
<b>RECREATION and CONSERVATION</b>		Other	108,500	Balance December 31, 1990	1,224.12
Beaches and Boardwalks		Total	452,550	<b>PROPERTY ACQUIRED BY DEED OR</b>	
Parks, Playgrounds, Shade Trees	3,407.00			<b>FORECLOSURE</b>	
Land Reclamation & Conservation	13,400.00	<b>ISSUED AND OUTSTANDING</b>		Balance January 1, 1990	
Other Recreational Services	985.65	School		Transfers From Taxes or Liens	
<b>EDUCATION (excluding schools)</b>		Self-Liquidating	295,000.00	Sale for Cash (1990)	
Libraries	1,900.00	Other	93,500.00	Cancelled, Abated or Adjusted (1990)	
Other Educational Services		Total	388,500.00	Balance December 31, 1990	
<b>STATUTORY EXPENDITURES</b>		<b>EQUALIZED VALUATION BASIS</b>		<b>CURRENT FINANCES DECEMBER 31, 1990</b>	
Pensions & F. I. C. A.	17,149.00	<b>FOR NET DEBT COMPUTATION</b>	43,387,426	<b>ASSETS</b>	
Employee Fringe Benefits		<b>REAL PROPERTY VALUATIONS</b>		Cash Dec. 31, 1990	368,279.35
Other Statutory Expenditures	1,500.00	<b>Code Class # of Parcels % VAL'N</b>		Taxes Receivable	89,716.28
CETA And Other Public Employment Programs		1 Vacant Land 64 1.17	620,300.00	Tax Title Liens	1,224.12
<b>MUNICIPAL FUNCTIONS TOTAL</b>	441,258.28	2 Residential 477 76.87	40,776,400.00	Foreclosed Property	
<b>CAPITAL IMPROVEMENTS *MEMO*</b>		3 Farm 20 .78	413,400.00	Emergencies & Other Deferred Charges	15,675.87
<b>DEBT SERVICE</b>		4a Commercial 57 21.18	11,235,300.00	State and Federal Aid Receivable	
Principal Payments	10,000.00	4b Industrial		Other Receivables	9,795.41
Interest Payments	1,368.50	4c Apartments		Total	484,691.03
		Total 618	53,045,400.00	<b>LIABILITIES, RESERVES, AND SURPLUS</b>	
<b>DEFERRED CHARGES</b>	7,964.19	Land Area .80 Sq. Miles		Cash Liabilities	92,418.85
<b>SCHOOL, COUNTY, SPECIAL DISTRICT TAXES</b>	1,031,642.54	Net Valuation Taxable-Municipal	54,733,393	Reserves for Receivables	100,735.81
<b>RESERVE FOR UNCOLLECTED TAXES</b>	73,377.08	Net Valuation Taxable-County	46,344,454	Surplus Dec. 31, 1990	291,536.37
<b>EXPENDITURES TOTAL</b>	1,565,610.59	State Equalized Valuation	50,095,914	Total	484,691.03
		State Equalization Ratio	109.58		



Population 1980 13,377  
 Population 1990 17,623  
 S & P Rating  
 Maady Rating A1

General Tax Rate Per \$100.

1.54

State Equalized Tax Rate

1.52

## ELMWOOD PARK BOROUGH - BERGEN CO.

Form of Government

Borough Council

Number of Members - 6

PER CAPITA:

Grass Debt 313.34  
 Net Debt 282.36  
 Debt Service 47.32  
 Total Tax Levy 1,081.15  
 Municipal Expenditures 674.72

PER CENT:

Grass Debt .45  
 Net Debt .40  
 Tax Levy Collected 96.80  
 Tax Levy Cancelled, Abated or Adjusted .44

EXPENDITURES		REVENUES-REALIZED		1990 PROPERTY TAX	
GENERAL GOVERNMENT				STATE EQUALIZED TAX RATE	
Governing Body & Public Boards	21,000.00	1990 Property Taxes Collected	1,432,048.55	Local District School Taxes	73 9,097,851.50
Municipal Clerk		1990 Payments in Lieu of Taxes		Regional & Consolidated School Tax	
Financial Administration	9,470.00	Delinquent Tax & Lien Collections	423,089.00	School Taxes in Municipal Budget	
Assessment of Taxes	46,400.00	Business Penalty Replacement Taxes	422,264.00	County Taxes	.25 3,117,135.44
Collection of Taxes	84,800.00	Taxes from Public Utilities	862,398.00	County Library Taxes	
Planning, Housing & Development	30,100.00	Other Miscellaneous Tax Revenues		Local Municipal Purpose Taxes	.53 6,542,889.29
Human Resources	68,000.00	State Aid Revenues	61,889.00	Veteran & Senior Citizen Taxes	284,750.00
Elections	6,000.00	Federal Aid Revenues		Total Taxes for Rate Computation	1.51 19,042,626.23
General Administration (other)	834,000.00	State and Local Fiscal Assistance Act Utilized		Special District Taxes	
JUDICIARY		State and Local Fiscal Assistance Act Utilized		Bank Corp. Taxes	130,103.00
Municipal Courts		Sale of Acquired Property		Added and Omitted Taxes	165,051.04
PUBLIC SAFETY		Other Miscellaneous Revenues	3,380,256.28	Total Taxes Levied - ABSTRACT	19,053,030.27
Fire Protection	130,345.00	Total	23,581,944.83	Total Taxes Billed	19,041,703.50
Police Protection	1,772,788.00	Prior Years Surplus Appropriated	350,000.00	1990 TAXES COLLECTED	18,432,048.55
Civil Defense & Disaster Control	1,000.00	REVENUES TOTAL	23,931,944.83	1990 Taxes Cancelled, Abated or Adjusted	84,435.38
Environmental Inspection & Control	113,000.00	Reserve For Uncollected Taxes	687,546.00	Transfer to Tax Title Liens or Foreclosed	7,102.57
Other Public Safety		CAPITAL OUTLAY TOTAL	286,129.26	Balance Outstanding Dec. 31, 1990	518,117.00
PUBLIC WORKS				PRIOR YEARS TAXES OUTSTANDING	
Streets and Drainage	366,000.00	Public Enterprises		Balance January 1, 1990	413,832.04
Sewers and Sewage Processing	3,243,150.00	Recreation-Culture		Collected in 1990	408,027.40
Garbage and Trash Disposal	1,590,116.00	Public Works	168,508.96	Cancelled, Abated or Adjusted 1990	
Public Buildings and Grounds	223,500.00	Buildings and Grounds	117,620.30	Transfers to Tax Title Liens or Foreclosed	5,804.64
Other Public Works	40,536.00	Library and Education		Balance December 31, 1990	
HEALTH and WELFARE		Conservation		TAX TITLE LIENS OUTSTANDING	
Health Services Except Environmental	149,900.00	All Other		Balance January 1, 1990	19,161.58
Welfare-Public Assistance	42,100.00	CAPITAL DEBT AUTHORIZED, DECEMBER 31, 1990		Transfer From Taxes	14,098.39
Hospital, Clinics, First Aid	500.00	ISSUED AND UNISSUED GROSS DEBT		Redeemed in 1990	15,061.97
Animal, Insect, & Rodent Control		School 70,000		Cancelled, Abated or Adjusted (1990)	
Other Welfare Services	3,000.00	Self-Liquidating 476,000		Transfers to Foreclosed Property	
RECREATION and CONSERVATION		Other 4,976,000	4,976,000	Balance December 31, 1990	18,198.00
Beaches and Boardwalks		Total 5,522,000	4,976,000	PROPERTY ACQUIRED BY DEED OR	
Parks, Playgrounds, Shade Trees	2,000.00	ISSUED AND OUTSTANDING		FORECLOSURE	
Land Reclamation & Conservation		School 70,000.00		Balance January 1, 1990	268,200.00
Other Recreational Services	177,600.00	Self-Liquidating 476,000.00		Transfers From Taxes or Liens	
EDUCATION (excluding schools)		Other 4,424,000.00	4,424,000.00	Sale for Cash (1990)	
Libraries	322,000.00	Total 4,970,000.00	4,970,000.00	Cancelled, Abated or Adjusted (1990)	
Other Educational Services		EQUALIZED VALUATION BASIS		Balance December 31, 1990	268,200.00
STATUTORY EXPENDITURES		FOR NET DEBT COMPUTATION	1,230,726,221	CURRENT FINANCES DECEMBER 31, 1990	
Pensions & F. I. C. A.	464,454.00	REAL PROPERTY VALUATIONS		ASSETS	
Employee Fringe Benefits	543,100.00	Code Class # of Parcels % VAL'N		Cash Dec. 31, 1990	1,622,920.00
Other Statutory Expenditures	4,000.00	1 Vacant Land 114 1.90	23,262,700.00	Taxes Receivable	518,117.00
CETA And Other Public Employment Programs		2 Residential 4546 75.74	926,213,300.00	Tax Title Liens	18,198.00
MUNICIPAL FUNCTIONS TOTAL	10,288,859.00	3 Farm 2 .12	1,444,600.00	Foreclosed Property	268,200.00
CAPITAL IMPROVEMENTS *MEMO*	1,000.00	4a Commercial 189 11.82	144,559,300.00	Emergencies & Other Deferred Charges	31,680.00
DEBT SERVICE		4b Industrial 61 8.05	98,379,700.00	State and Federal Aid Receivable	8,668.00
Principal Payments	490,000.00	4c Apartments 16 2.37	28,956,000.00	Other Receivables	3,500.00
Interest Payments	344,002.00	Total 4928	1,222,815,600.00	Total	2,471,283.00
DEFERRED CHARGES	80,117.00	Land Area 2.50 Sq. Miles		LIABILITIES, RESERVES, AND SURPLUS	
SCHOOL, COUNTY, SPECIAL DISTRICT TAXES	12,214,986.94	Net Valuation Taxable-Municipal	1,225,756,653	Cash Liabilities	1,014,368.00
RESERVE FOR UNCOLLECTED TAXES	687,546.00	Net Valuation Taxable-County	1,307,399,331	Reserves for Receivables	808,015.00
EXPENDITURES TOTAL	24,105,510.94	State Equalized Valuation	1,242,490,571	Surplus Dec. 31, 1990	648,900.00
		State Equalization Ratio	98.65	Total	2,471,283.00

1703  
 Population 1980 1,290  
 Population 1990 1,170  
 S & P Rating  
 Moody Rating

General Tax Rate Per \$100. 4.05  
 State Equalized Tax Rate 2.20

ELSINBORO TOWNSHIP - SALEM COUNTY  
 Form of Government  
 Township Committee  
 Number of Members - 3

PER CAPITA:  
 Gross Debt  
 Net Debt  
 Debt Service  
 Total Tax Levy  
 Municipal Expenditures

870.21  
 347.47

PER CENT:  
 Gross Debt  
 Net Debt  
 Tax Levy Collected 93.81  
 Tax Levy Cancelled, Abated  
 or Adjusted .14

EXPENDITURES		REVENUES-REALIZED		1990 PROPERTY TAX	
GENERAL GOVERNMENT		1990 Property Taxes Collected		STATE EQUALIZED TAX RATE	
Governing Body & Public Boards		1990 Payments in Lieu of Taxes		Local District School Taxes	456,562.00
Municipal Clerk	16,625.00	Delinquent Tax & Lien Collections	55,111.70	Regional & Consolidated School Tax	
Financial Administration	7,850.00	Business Personalty Replacement Taxes	3,728.88	School Taxes in Municipal Budget	
Assessment of Taxes	6,975.00	Taxes from Public Utilities	84,757.00	County Taxes	356,338.32
Collection of Taxes	3,270.00	Other Miscellaneous Tax Revenues	6,837.58	County Library Taxes	
Planning, Housing & Development	8,337.77	Federal Aid Revenues		Local Municipal Purpose Taxes	197,405.88
Human Resources		State and Local Fiscal Assistance Act Utilized		Veteran & Senior Citizen Taxes	22,250.00
Elections		Sale of Acquired Property		Total Taxes for Rate Computation	1,032,556.20
General Administration (other)	51,029.50	Other Miscellaneous Revenues	45,603.41	Special District Taxes	
JUDICIARY		Total	1,157,259.25	Bank Corp. Taxes	
Municipal Courts		Prior Years Surplus Appropriated	65,000.00	Added and Omitted Taxes	7,835.09
PUBLIC SAFETY		REVENUES TOTAL	1,222,259.25	Total Taxes Levied - ABSTRACT	1,018,141.29
Fire Protection	19,700.00	Reserve For Uncollected Taxes	68,120.27	Total Taxes Billed	1,019,279.50
Police Protection	63,060.00	CAPITAL OUTLAY TOTAL		1990 TAXES COLLECTED	
Civil Defense & Disaster Control	8,475.00	Public Enterprises		1990 Taxes Cancelled, Abated or Adjusted	1,395.50
Environmental Inspection & Control	8,070.00	Recreation—Culture		Transfer to Tax Title Liens or Foreclosed	
Other Public Safety		Public Works		Balance Outstanding Dec. 31, 1990	61,723.32
PUBLIC WORKS		Buildings and Grounds		PRIOR YEARS TAXES OUTSTANDING	
Streets and Drainage	27,830.50	Library and Education		Balance January 1, 1990	55,111.70
Sewers and Sewage Processing	46,500.00	Conservation		Collected in 1990	55,111.70
Garbage and Trash Disposal	55,500.00	All Other		Cancelled, Abated or Adjusted 1990	
Public Buildings and Grounds		CAPITAL DEBT AUTHORIZED, DECEMBER 31, 1990		Transfers to Tax Title Liens or Foreclosed	
Other Public Works		ISSUED AND UNISSUED GROSS DEBT NET DEBT		Balance December 31, 1990	
HEALTH and WELFARE		School		TAX TITLE LIENS OUTSTANDING	
Health Services Except Environmental	225.00	Self-Liquidating		Balance January 1, 1990	
Welfare-Public Assistance	2,925.00	Other		Transfer From Taxes	
Hospital, Clinics, First Aid	300.00	Total		Redeemed in 1990	
Animal, Insect, & Rodent Control	3,500.00	ISSUED AND OUTSTANDING		Cancelled, Abated or Adjusted (1990)	
Other Welfare Services		School		Transfers to Foreclosed Property	
RECREATION and CONSERVATION		Self-Liquidating		Balance December 31, 1990	
Beaches and Boardwalks		Other		PROPERTY ACQUIRED BY DEED OR FORECLOSURE	
Parks, Playgrounds, Shade Trees		Total		Balance January 1, 1990	4,200.00
Land Reclamation & Conservation		EQUALIZED VALUATION BASIS		Transfers From Taxes or Liens	
Other Recreational Services		FOR NET DEBT COMPUTATION		Sale for Cash (1990)	
EDUCATION (excluding schools)		REAL PROPERTY VALUATIONS		Cancelled, Abated or Adjusted (1990)	
Libraries		Code Class # of Parcels % VAL'N ASSESSED VALUATION		Balance December 31, 1990	4,200.00
Other Educational Services		1 Vacant Land 167 1.80 446,900.00		CURRENT FINANCES DECEMBER 31, 1990	
STATUTORY EXPENDITURES		2 Residential 527 78.28 19,396,400.00		ASSETS	
Pensions & F. L. C. A.	7,700.00	3 Farm 163 14.27 3,534,900.00		Cash Dec. 31, 1990	229,418.86
Employee Fringe Benefits		4a Commercial 11 5.65 1,400,800.00		Taxes Receivable	61,723.32
Other Statutory Expenditures	500.00	4b Industrial		Tax Title Liens	
CETA And Other Public Employment Programs		4c Apartments		Foreclosed Property	4,200.00
MUNICIPAL FUNCTIONS TOTAL	338,422.77	Total 868 24,779,000.00		Emergencies & Other Deferred Charges	
CAPITAL IMPROVEMENTS *MEMO*	5,000.00	Land Area 13.00 Sq. Miles		State and Federal Aid Receivable	
DEBT SERVICE		Net Valuation Taxable-Municipal		Other Receivables	511.00
Principal Payments		Net Valuation Taxable-County		Total	295,853.18
Interest Payments		State Equalized Valuation		LIABILITIES, RESERVES, AND SURPLUS	
DEFERRED CHARGES		State Equalization Ratio		Cash Liabilities	142,012.72
SCHOOL, COUNTY, SPECIAL DISTRICT TAXES	812,900.32			Reserves for Receivables	60,434.32
RESERVE FOR UNCOLLECTED TAXES	68,120.27			Surplus Dec. 31, 1990	37,406.14
EXPENDITURES TOTAL	1,219,443.36			Total	295,853.18

0214  
Population 1980 7,793  
Population 1990 6,930  
S & P Rating  
Maady Rating A1

General Tax Rate Per \$100. 2.75  
State Equalized Tax Rate 2.04

EMERSON BOROUGH - BERGEN COUNTY  
Form of Government  
Borough Council  
Number of Members - 6

PER CAPITAL: Gross Debt 459.26 PER CENT: Gross Debt .53  
Net Debt 455.61 Net Debt .53  
Debt Service 84.53 Tax Levy Collected 97.60  
Total Tax Levy 1,762.20 Tax Levy Cancelled, Abated  
Municipal Expenditures 709.64 or Adjusted .16

EXPENDITURES		REVENUES-REALIZED		1990 PROPERTY TAX	
GENERAL GOVERNMENT		1990 Property Taxes Collected		STATE EQUALIZED TAX RATE	
Governing Body & Public Boords		1990 Poyments in Lieu of Taxes	11,957,405.70	Local District School Taxes	1.26 7,575,088.00
Municipal Clerk		Delinquent Tax & Lien Collections	172,661.00	Regional & Consolidated School Tax	
Financial Administration	56,691.00	Business Personalty Replocement Taxes	71,941.00	School Taxes in Municipal Budget	
Assessment of Taxes	13,675.00	Taxes from Public Utilities	456,554.00	County Taxes	.24 1,467,947.19
Collection of Taxes	28,366.00	Other Miscellaneous Tax Revenues		Caunt Library Taxes	
Planing, Housing & Development	18,700.00	State Aid Revenues	113,530.00	Local Municipal Purpose Taxes	.53 3,158,448.32
Humon Resources	78,958.00	Federal Aid Revenues		Veteron & Senior Citizen Taxes	70,550.00
Elections	3,120.00	State and Local Fiscol Assistance Act Utilized		Total Taxes for Rote Computatoin	2.03 12,272,033.51
General Administration (ather)	432,062.00	Sale of Acquired Property		Special District Taxes	
JUDICIARY		Other Miscellaneous Revenues	735,471.94	Bonk Corp. Taxes	
Municipal Courts	47,690.00	Priar Yeors Surplus Appropriated	13,507,563.64	Added ond Omitted Taxes	10,584.54
PUBLIC SAFETY		REVENUES TOTAL	13,987,563.64	Total Taxes Levied - ABSTRACT	12,212,068.05
Fire Protection	140,314.00	Reserve Far Uncollected Taxes	300,328.00	Total Taxes Billed	12,251,438.14
Police Protection	1,049,182.00	CAPITAL OUTLAY TOTAL	530,123.02	1990 TAXES COLLECTED	11,957,405.70
Civil Defense & Disoster Control	7,600.00			1990 Taxes Cancelled, Aboted or Adjusted	19,769.75
Environmental Inspection & Control	89,428.00			Transfer to Tax Title Liens or Foreclosed	20,946.75
Other Public Safety				Bolonce Outstanding Dec. 31, 1990	253,315.94
PUBLIC WORKS				PRIOR YEARS TAXES OUTSTANDING	
Streets and Droinoge	223,430.00			Bolonce January 1, 1990	191,551.63
Sewers and Sewoge Processing				Collected in 1990	172,661.47
Gorbage and Trash Disposol	808,339.00			Cancelled, Aboted or Adjusted 1990	
Public Buildings and Grounds	87,463.00			Transfers to Tax Title Liens or Foreclosed	18,890.16
Other Public Works	20,910.00			Bolonce December 31, 1990	
HEALTH and WELFARE				TAX TITLE LIENS OUTSTANDING	
Health Services Except Environmental	47,239.00			Bolonce January 1, 1990	
Welfare-Public Assistance	6,215.00			Transfer From Taxes	44,787.75
Hospital, Clinics, First Aid				Redeemed in 1990	
Animol, Insect, & Rodent Control	4,500.00			Cancelled, Abated ar Adjusted (1990)	
Other Welfare Services				Transfers to Fareclosed Property	
RECREATION and CONSERVATION				Bolonce December 31, 1990	44,787.75
Beaches and Boordwalks				PROPERTY ACQUIRED BY DEED OR	
Parks, Ploygrounds, Shade Trees				FORECLOSURE	
Lond Reclomation & Conservation	112,136.00			Bolonce January 1, 1990	13,200.00
Other Recreotianal Services	36,500.00			Transfers Fram Taxes ar Liens	
EDUCATION (excluding schools)				Sole for Cosh (1990)	
Libraries	186,531.00			Cancelled, Aboted or Adjusted (1990)	
Other Educotional Services				Bolonce December 31, 1990	13,200.00
STATUTORY EXPENDITURES				CURRENT FINANCES DECEMBER 31, 1990	
Pensions & F. I. C. A.	213,941.00			ASSETS	
Employee Fringe Benefits	213,782.00			Cosh Dec. 31, 1990	6,627,278.00
Other Statutory Expenditures	2,000.00			Taxes Receivable	253,315.94
CETA And Other Public Employment Programs				Tax Title Liens	44,787.75
MUNICIPAL FUNCTIONS TOTAL	3,933,972.00			Foreclosed Property	13,200.00
CAPITAL IMPROVEMENTS *MEMO*	30,000.00			Emergencies & Other Deferred Charges	30,100.00
DEBT SERVICE				State ond Federal Aid Receivable	6,041.00
Principl Payments	265,000.00			Other Receivables	11,009.31
Interest Payments	320,795.00			Total	6,985,732.00
DEFERRED CHARGES	92,720.00			LIABILITIES, RESERVES, AND SURPLUS	
SCHOOL, COUNTY, SPECIAL DISTRICT TAXES	9,043,035.19			Cosh Liabilities	5,902,895.00
RESERVE FOR UNCOLLECTED TAXES	300,328.00			Reserves far Receivables	322,314.00
EXPENDITURES TOTAL	13,960,950.19			Surplus Dec. 31, 1990	760,523.00
				Total	6,985,732.00



0215  
 Population 1980 23,701  
 Population 1990 24,850  
 S & P Rating A+  
 Moody Rating AA

General Tax Rate Per \$100. 2.09  
 State Equalized Tax Rate 1.86

ENGLEWOOD CITY - BERGEN COUNTY  
 Form of Government  
 Special Charter (CH 124-1978)  
 Number of Members - 5

PER CAPITA:  
 Gross Debt 672.19  
 Net Debt 410.14  
 Debt Service 135.19  
 Total Tax Levy 1,770.01  
 Municipal Expenditures 1,201.71  
 PER CENT:  
 Gross Debt .76  
 Net Debt .47  
 Tax Levy Collected 94.19  
 Tax Levy Cancelled, Abated or Adjusted .88

EXPENDITURES		REVENUES-REALIZED		1990 PROPERTY TAX	
GENERAL GOVERNMENT				STATE EQUALIZED TAX RATE	
Governing Body & Public Boards	13,700.00	1990 Property Taxes Collected	41,712,149.95	Local District School Taxes	18,230,700.00
Municipal Clerk	94,000.00	1990 Payments in Lieu of Taxes	333,507.59	Regional & Consolidated School Tax	1,058,271.00
Financial Administration	315,535.00	Delinquent Tax & Lien Collections	1,432,445.40	School Taxes in Municipal Budget	5,523,136.65
Assessment of Taxes	90,069.00	Business Personalty Replacement Taxes	648,290.56	County Taxes	18,853,359.22
Collection of Taxes	97,833.00	Taxes from Public Utilities	1,990,935.19	Local Municipal Purpose Taxes	127,700.00
Planning, Housing & Development	68,824.00	Other Miscellaneous Tax Revenues	352,608.45	Veteran & Senior Citizen Taxes	43,793,166.87
Human Resources	135,748.00	State Aid Revenues		Total Taxes for Rate Computation	
Elections		Federal Aid Revenues		Special District Taxes	
General Administration (other)	2,756,405.00	State and Local Fiscal Assistance Act Utilized		Bank Corp. Taxes	
JUDICIARY		Sole of Acquired Property		Added and Omitted Taxes	319,336.69
Municipal Courts	253,969.00	Other Miscellaneous Revenues	3,218,470.23	Total Taxes Levied - ABSTRACT	43,984,803.56
PUBLIC SAFETY		Total	49,688,407.37	Total Taxes Billed	44,284,803.56
Fire Protection	2,594,775.00	Prior Years Surplus Appropriated	3,730,000.00	1990 TAXES COLLECTED	41,712,149.95
Police Protection	5,154,341.00	REVENUES TOTAL	53,418,407.37	1990 Taxes Cancelled, Abated or Adjusted	391,171.96
Civil Defense & Disaster Control	17,950.00	Reserve For Uncollected Taxes	2,311,417.00	Transfer to Tax Title Liens or Foreclosed	56,919.01
Environmental Inspection & Control	512,617.00	CAPITAL OUTLAY TOTAL	2,244,697.55	Balance Outstanding Dec. 31, 1990	2,124,562.64
Other Public Safety				PRIOR YEARS TAXES OUTSTANDING	
PUBLIC WORKS				Balance January 1, 1990	1,412,194.19
Streets and Drainage	1,101,684.00	Public Enterprises		Collected in 1990	1,301,553.11
Sewers and Sewage Processing	4,332,091.00	Recreation-Culture		Cancelled, Abated or Adjusted 1990	14,218.08
Garbage and Trash Disposal	12,312.00	Public Works	48,274.97	Transfers to Tax Title Liens or Foreclosed	96,423.00
Public Buildings and Grounds	605,317.00	Buildings and Grounds	1,434,334.86	Balance December 31, 1990	
Other Public Works	193,915.00	Library and Education	762,087.72	TAX TITLE LIENS OUTSTANDING	
HEALTH and WELFARE		Conservation		Balance January 1, 1990	175,001.09
Health Services Except Environmental	563,783.00	All Other		Transfer From Taxes	153,342.01
Welfare-Public Assistance	173,305.00	CAPITAL DEBT AUTHORIZED, DECEMBER 31, 1990		Redeemed in 1990	130,892.29
Hospital, Clinics, First Aid		ISSUED AND UNISSUED		Cancelled, Abated or Adjusted (1990)	
Animal, Insect, & Rodent Control	46,800.00	School	6,512,000	Transfers to Foreclosed Property	
Other Welfare Services		Self-Liquidating		Balance December 31, 1990	197,450.81
RECREATION and CONSERVATION		Other	10,192,000	PROPERTY ACQUIRED BY DEED OR	
Beaches and Boardwalks		Total	16,704,000	FORECLOSURE	
Parks, Playgrounds, Shade Trees	232,673.00	ISSUED AND OUTSTANDING		Balance January 1, 1990	70,979.00
Land Reclamation & Conservation	87,887.44	School	5,242,000.00	Transfers From Taxes or Liens	
Other Recreational Services	311,859.00	Self-Liquidating		Sole for Cash (1990)	
EDUCATION (excluding schools)		Other	2,485,000.00	Cancelled, Abated or Adjusted (1990)	
Libraries	795,304.00	Total	7,727,000.00	Balance December 31, 1990	70,979.00
Other Educational Services		EQUALIZED VALUATION BASIS		CURRENT FINANCES DECEMBER 31, 1990	
STATUTORY EXPENDITURES		FOR NET DEBT COMPUTATION	2,184,852,510	ASSETS	
Pensions & F. I. C. A.	2,218,875.00	REAL PROPERTY VALUATIONS		Cash Dec. 31, 1990	5,118,965.99
Employee Fringe Benefits	1,340,000.00	Code Class # of Parcels % VAL'N		Taxes Receivable	2,124,562.64
Other Statutory Expenditures	5,000.00	1 Vacant Land 102 .64	13,220,400.00	Tax Title Liens	197,450.81
CETA And Other Public Employment Programs		2 Residential 6430 74.88	1,550,894,400.00	Foreclosed Property	70,979.00
MUNICIPAL FUNCTIONS TOTAL	24,146,671.44	3 Farm		Emergencies & Other Deferred Charges	
CAPITAL IMPROVEMENTS *MEMO*	85,000.00	4a Commercial 466 13.86	286,965,000.00	State and Federal Aid Receivable	
DEBT SERVICE		4b Industrial 139 8.05	166,727,800.00	Other Receivables	218,645.55
Principal Payments	2,338,000.00	4c Apartments 54 2.58	53,342,000.00	Total	7,730,603.99
Interest Payments	1,021,518.61	Total 7191	2,071,149,600.00	LIABILITIES, RESERVES, AND SURPLUS	
TYPE I SCHL DEBT *MEMO	1,058,268.27	Land Area 4.90 Sq. Miles		Cash Liabilities	3,040,971.57
DEFERRED CHARGES	45,000.00	Net Valuation Taxable-Municipal	2,089,306,024	Reserves for Receivables	2,611,638.00
SCHOOL, COUNTY, SPECIAL DISTRICT TAXES	24,812,107.65	Net Valuation Taxable-County	2,329,299,442	Surplus Dec. 31, 1990	2,077,994.42
RESERVE FOR UNCOLLECTED TAXES	2,311,417.00	State Equalized Valuation	2,347,908,505	Total	7,730,603.99
EXPENDITURES TOTAL	54,674,714.70	State Equalization Ratio	88.90		

0216

Population 1980 5,698  
 Population 1990 5,634  
 S & P Rating  
 Moody Rating AA1

General Tax Rate Per \$100. 1.00  
 State Equalized Tax Rate .89

ENGLEWOOD CLIFFS BORO. - BERGEN CO.  
 Form of Government  
 Borough Council  
 Number of Members - 6

PER CAPITA:  
 Gross Debt 666.84  
 Net Debt 643.17  
 Debt Service 120.48  
 Total Tax Levy 2,324.73  
 Municipal Expenditures 1,249.86

PER CENT:  
 Gross Debt .26  
 Net Debt .25  
 Tax Levy Collected 91.21  
 Tax Levy Cancelled, Abated or Adjusted 4.15

EXPENDITURES		REVENUES-REALIZED		1990 PROPERTY TAX	
GENERAL GOVERNMENT		1990 Property Taxes Collected		STATE EQUALIZED TAX RATE	
Governing Body & Public Boards	13,000.00	1990 Payments in Lieu of Taxes	12,058,406.81	Local District School Taxes	.30 4,481,421.00
Municipal Clerk		Delinquent Tax & Lien Collections	226,322.42	Regional & Consolidated School Tax	
Financial Administration	23,850.00	Business Personalty Replacement Taxes	296,197.33	School Taxes in Municipal Budget	
Assessment of Taxes	129,953.00	Taxes from Public Utilities	576,596.00	County Taxes	.25 3,770,786.90
Collection of Taxes	70,560.00	Other Miscellaneous Tax Revenues		County Library Taxes	
Planning, Housing & Development	27,945.00	State Aid Revenues	71,254.67	Local Municipal Purpose Taxes	.33 4,829,598.64
Human Resources	65,220.00	Federal Aid Revenues		Veteran & Senior Citizen Taxes	
Elections		State and Local Fiscal Assistance Act Utilized		Total Taxes for Rate Computation	.88 13,110,606.54
General Administration (other)	279,611.00	Sale of Acquired Property		Special District Taxes	
JUDICIARY		Other Miscellaneous Revenues	558,719.93	Bank Corp. Taxes	
Municipal Courts	66,713.77	Total	13,787,497.16	Added and Omitted Taxes	15,742.08
PUBLIC SAFETY		Prior Years Surplus Appropriated	300,000.00	Total Taxes Levied - ABSTRACT	13,097,548.62
Fire Protection	146,860.00	REVENUES TOTAL	14,087,497.16	Total Taxes Billed	13,220,452.90
Police Protection	1,517,408.23	Reserve For Uncollected Taxes	975,859.34	1990 TAXES COLLECTED	12,058,406.81
Civil Defense & Disaster Control	150.00	CAPITAL OUTLAY TOTAL	316,902.99	1990 Taxes Cancelled, Abated or Adjusted	549,302.00
Environmental Inspection & Control	53,030.00	Public Enterprises		Transfer to Tax Title Liens or Foreclosed	
Other Public Safety		Recreation—Culture		Balance Outstanding Dec. 31, 1990	612,744.09
PUBLIC WORKS		Public Works	211,743.81	PRIOR YEARS TAXES OUTSTANDING	
Streets and Drainage	527,620.00	Buildings and Grounds	105,159.18	Balance January 1, 1990	226,322.42
Sewers and Sewage Processing	584,671.00	Library and Education		Collected in 1990	226,322.42
Garbage and Trash Disposal	635,000.00	Conservation		Cancelled, Abated or Adjusted 1990	
Public Buildings and Grounds	66,650.00	All Other		Transfers to Tax Title Liens or Foreclosed	
Other Public Works	82,500.00			Balance December 31, 1990	
HEALTH and WELFARE				TAX TITLE LIENS OUTSTANDING	
Health Services Except Environmental	37,266.00			Balance January 1, 1990	
Welfare-Public Assistance	3,803.00			Transfer From Taxes	
Hospital, Clinics, First Aid				Redeemed in 1990	
Animal, Insect, & Rodent Control				Cancelled, Abated or Adjusted (1990)	
Other Welfare Services				Transfers to Foreclosed Property	
RECREATION and CONSERVATION				Balance December 31, 1990	
Beaches and Boardwalks	76,753.00			PROPERTY ACQUIRED BY DEED OR	
Parks, Playgrounds, Shade Trees	42,778.74			FORECLOSURE	
Land Reclamation & Conservation	7,000.00			Balance January 1, 1990	39,528.00
Other Recreational Services				Transfers From Taxes or Liens	
EDUCATION (excluding schools)				Sale for Cash (1990)	
Libraries	95,095.00			Cancelled, Abated or Adjusted (1990)	
Other Educational Services				Balance December 31, 1990	39,528.00
STATUTORY EXPENDITURES				CURRENT FINANCES DECEMBER 31, 1990	
Pensions & F. I. C. A.	328,381.08			ASSETS	
Employee Fringe Benefits	430,200.00			Cash Dec. 31, 1990	851,848.63
Other Statutory Expenditures	10,000.00			Taxes Receivable	612,744.09
CETA And Other Public Employment Programs				Tax Title Liens	
MUNICIPAL FUNCTIONS				Foreclosed Property	39,528.00
CAPITAL IMPROVEMENTS				Emergencies & Other Deferred Charges	30,000.00
DEBT SERVICE				State and Federal Aid Receivable	7,058.82
Principal Payments	450,000.00			Other Receivables	13,821.92
Interest Payments	228,808.48			Total	1,555,001.46
DEFERRED CHARGES				LIABILITIES, RESERVES, AND SURPLUS	
SCHOOL, COUNTY, SPECIAL DISTRICT TAXES	60,021.00			Cash Liabilities	662,732.79
RESERVE FOR UNCOLLECTED TAXES	8,252,207.90			Reserves for Receivables	666,094.01
EXPENDITURES TOTAL	15,293,915.54			Surplus Dec. 31, 1990	226,174.66
				Total	1,555,001.46



1312

Population 1980 976  
 Population 1990 1,268  
 S & P Rating  
 Moody Rating

General Tax Rate Per \$100.

State Equalized Tax Rate

1.81

1.96

## ENGLISHTOWN BORO. - MONMOUTH CO.

Form of Government  
 Borough Council  
 Number of Members - 6

PER CAPITA:

Gross Debt 1,975.45  
 Net Debt 964.00  
 Debt Service 46.44  
 Total Tax Levy 1,043.10  
 Municipal Expenditures 585.90

PER CENT:

Gross Debt 4.32  
 Net Debt 2.11  
 Tax Levy Collected 90.11  
 Tax Levy Cancelled, Abated or Adjusted 1.60

EXPENDITURES		REVENUES-REALIZED		1990 PROPERTY TAX	
GENERAL GOVERNMENT				STATE EQUALIZED TAX RATE	
Governing Body & Public Boards	8,300.00	1990 Property Taxes Collected	1,191,576.78	Local District School Taxes	.83 558,303.08
Municipal Clerk	25,788.83	1990 Payments in Lieu of Taxes		Regional & Consolidated School Tax	.22 147,987.96
Financial Administration	24,448.00	Delinquent Tax & Lien Collections	50,061.69	School Taxes in Municipal Budget	
Assessment of Taxes	20,490.00	Business Personalty Replacement Taxes	20,624.43	County Taxes	.37 * 251,485.12
Collection of Taxes	6,530.00	Taxes from Public Utilities	68,880.00	County Library Taxes	.01 8,116.98
Planning, Housing & Development	14,650.00	Other Miscellaneous Tax Revenues		Local Municipal Purpose Taxes	.52 351,415.71
Human Resources	6,200.53	State Aid Revenues	8,828.94	Veteran & Senior Citizen Taxes	
Elections	1,000.00	Federal Aid Revenues		Total Taxes for Rate Computation	1.95 1,324,358.85
General Administration (other)	77,751.17	State and Local Fiscal Assistance Act Utilized		Special District Taxes	
JUDICIARY		Sale of Acquired Property		Bank Corp. Taxes	
Municipal Courts	15,614.00	Other Miscellaneous Revenues	122,660.40	Added and Omitted Taxes	5,341.46
PUBLIC SAFETY		Total	1,462,632.29	Total Taxes Levied - ABSTRACT	1,322,650.31
Fire Protection	19,446.95	Prior Years Surplus Appropriated	200,000.00	Total Taxes Billed	1,322,422.51
Police Protection	102,644.70	REVENUES TOTAL	1,662,632.29	1990 TAXES COLLECTED	1,191,576.78
Civil Defense & Disaster Control	7,200.00	Reserve For Uncollected Taxes	132,000.00	1990 Taxes Cancelled, Abated or Adjusted	21,115.25
Environmental Inspection & Control	33,345.00	CAPITAL OUTLAY TOTAL	200,735.08	Transfer to Tax Title Liens or Foreclosed	38,582.45
Other Public Safety				Balance Outstanding Dec. 31, 1990	71,148.03
PUBLIC WORKS				PRIOR YEARS TAXES OUTSTANDING	
Streets and Drainage	14,100.00	Public Enterprises	121,203.63	Balance January 1, 1990	89,757.08
Sewers and Sewage Processing		Recreation-Culture	2,877.78	Collected in 1990	50,061.69
Garbage and Trash Disposal	51,430.00	Public Works	60,339.59	Cancelled, Abated or Adjusted 1990	
Public Buildings and Grounds	16,828.00	Buildings and Grounds	16,315.08	Transfers to Tax Title Liens or Foreclosed	39,695.39
Other Public Works	5,000.00	Library and Education		Balance December 31, 1990	
HEALTH and WELFARE		Conservation		TAX TITLE LIENS OUTSTANDING	
Health Services Except Environmental		All Other		Balance January 1, 1990	3,705.82
Welfare-Public Assistance	22,706.00	CAPITAL DEBT AUTHORIZED, DECEMBER 31, 1990		Transfer From Taxes	85,232.57
Hospital, Clinics, First Aid		ISSUED AND UNISSUED		Redeemed in 1990	
Animal, Insect, & Rodent Control	1,400.00	School	324,413	Cancelled, Abated or Adjusted (1990)	
Other Welfare Services		Self-Liquidating	1,335,233	Transfers to Foreclosed Property	
RECREATION and CONSERVATION		Other	845,229	Balance December 31, 1990	83,938.39
Beaches and Boardwalks		Total	2,504,875	PROPERTY ACQUIRED BY DEED OR FORECLOSURE	
Parks, Playgrounds, Shade Trees				Balance January 1, 1990	100.00
Land Reclamation & Conservation	16,246.00	ISSUED AND OUTSTANDING		Transfers From Taxes or Liens	
Other Recreational Services	1,800.00	School	324,413.36	Sale for Cash (1990)	
EDUCATION (excluding schools)		Self-Liquidating	1,335,233.62	Cancelled, Abated or Adjusted (1990)	
Libraries		Other	763,979.21	Balance December 31, 1990	100.00
Other Educational Services		Total	2,423,626.19	CURRENT FINANCES DECEMBER 31, 1990	
STATUTORY EXPENDITURES		EQUALIZED VALUATION BASIS FOR NET DEBT COMPUTATION	57,995,436	ASSETS	
Pensions & F. I. C. A.	21,113.30	REAL PROPERTY VALUATIONS		Cash Dec. 31, 1990	264,175.64
Employee Fringe Benefits	25,000.00	Code Class # of Parcels % VAL'N		Taxes Receivable	71,148.03
Other Statutory Expenditures	4,000.00	1 Vacant Land 50 7.68		Tax Title Liens	38,938.39
CETA And Other Public Employment Programs		2 Residential 396 67.86		Foreclosed Property	100.00
MUNICIPAL FUNCTIONS TOTAL	543,032.48	3 Farm 9 2.02		Emergencies & Other Deferred Charges	21,500.00
CAPITAL IMPROVEMENTS *MEMO*	15,000.00	4a Commercial 34 15.46		State and Federal Aid Receivable	
DEBT SERVICE		4b Industrial 5 5.91		Other Receivables	11,960.92
Principal Payments	24,035.65	4c Apartments 2 1.07		Total	457,823.18
Interest Payments	34,827.81	Total 496		LIABILITIES, RESERVES, AND SURPLUS	
DEFERRED CHARGES	9,000.00	Land Area .57 Sq. Miles		Cash Liabilities	152,515.65
SCHOOL, COUNTY, SPECIAL DISTRICT TAXES	965,893.14	Net Valuation Taxable-Municipal	72,689,022	Reserves for Receivables	172,147.34
RESERVE FOR UNCOLLECTED TAXES	132,000.00	Net Valuation Taxable-County	60,031,333	Surplus Dec. 31, 1990	133,160.19
EXPENDITURES TOTAL	1,708,809.08	State Equalized Valuation	67,445,913	Total	457,823.18
		State Equalization Ratio	108.15		

\*Includes County Health Service Taxes, County Vocational School Taxes, or County Open Space Tax. See Table 13.



0706  
Population 1980 2,363  
Population 1990 2,139  
S & P Rating  
Moody Rating

General Tax Rate Per \$100. 7.34  
State Equalized Tax Rate 1.31

ESSEX FELS TOWNSHIP - ESSEX COUNTY  
Form of Government  
Borough Council  
Number of Members - 6

PER CAPITA:  
Gross Debt 70.47  
Net Debt  
Debt Service 81.02  
Total Tax Levy 2,421.12  
Municipal Expenditures 1,010.59  
PER CENT:  
Gross Debt .04  
Net Debt  
Tax Levy Collected 98.33  
Tax Levy Cancelled, Abated or Adjusted

EXPENDITURES		REVENUES-REALIZED		1990 PROPERTY TAX	
GENERAL GOVERNMENT		1990 Property Taxes Collected		STATE EQUALIZED TAX RATE	
Governing Body & Public Boards		1990 Payments in Lieu of Taxes	5,092,439.86	Local District School Taxes	.24 962,586.00
Municipal Clerk	41,737.68	Delinquent Tax & Lien Collections	42,475.61	Regional & Consolidated School Tax	.26 1,034,031.16
Financial Administration	8,770.00	Business Personalty Replacement Taxes	4,503.18	School Taxes in Municipal Budget	
Assessment of Taxes	10,262.44	Taxes from Public Utilities	208,064.00	County Taxes	.58 2,264,164.70
Collection of Taxes	11,000.00	Other Miscellaneous Tax Revenues		County Library Taxes	
Planning, Housing & Development	31,380.15	State Aid Revenues	125,479.85	Local Municipal Purpose Taxes	.23 908,081.00
Human Resources	755.77	Federal Aid Revenues		Veteran & Senior Citizen Taxes	
Elections	147,548.52	State and Local Fiscal Assistance Act Utilized	459.92	Total Taxes for Rate Computation	1.31 5,175,812.86
General Administration (other)		Sale of Acquired Property		Special District Taxes	
JUDICIARY	33,263.94	Other Miscellaneous Revenues	487,914.91	Bank Corp. Taxes	
Municipal Courts		Total	5,961,337.33	Added and Omitted Taxes	
PUBLIC SAFETY		Prior Years Surplus Appropriated	400,000.00	Total Taxes Levied - ABSTRACT	9,905.34
Fire Protection	21,325.60	REVENUES TOTAL	6,361,337.33	Total Taxes Billed	5,178,768.20
Police Protection	548,097.56	Reserve For Uncollected Taxes	470,797.18	1990 TAXES COLLECTED	5,092,439.86
Civil Defense & Disaster Control	4,137.16	CAPITAL OUTLAY TOTAL	797,332.13	1990 Taxes Cancelled, Abated or Adjusted	
Environmental Inspection & Control		Public Enterprises	576,613.50	Transfer to Tax Title Liens or Foreclosed	
Other Public Safety		Recreation—Culture		Balance Outstanding Dec. 31, 1990	86,328.34
PUBLIC WORKS		Public Works	22,402.42	PRIOR YEARS TAXES OUTSTANDING	
Streets and Drainage	231,100.00	Buildings and Grounds	193,316.15	Balance January 1, 1990	63,985.04
Sewers and Sewage Processing	191,883.11	Library and Education		Collected in 1990	42,475.61
Garbage and Trash Disposal		Conservation		Cancelled, Abated or Adjusted 1990	
Public Buildings and Grounds	26,149.36	All Other		Transfers to Tax Title Liens or Foreclosed	
Other Public Works		CAPITAL DEBT AUTHORIZED, DECEMBER 31, 1990		Balance December 31, 1990	21,509.43
HEALTH and WELFARE		ISSUED AND UNISSUED		TAX TITLE LIENS OUTSTANDING	
Health Services Except Environmental	4,494.00	School	150,729	Balance January 1, 1990	
Welfare-Public Assistance	3,500.00	Self-Liquidating		Transfer From Taxes	
Hospital, Clinics, First Aid		Other		Redeemed in 1990	
Animal, Insect, & Rodent Control		Total	150,729	Cancelled, Abated or Adjusted (1990)	
Other Welfare Services		ISSUED AND OUTSTANDING		Transfers to Foreclosed Property	
RECREATION and CONSERVATION		School		Balance December 31, 1990	
Beaches and Boardwalks	16,045.03	Self-Liquidating		PROPERTY ACQUIRED BY DEED OR FORECLOSURE	
Parks, Playgrounds, Shade Trees		Other		Balance January 1, 1990	1,900.00
Land Reclamation & Conservation	3,500.00	Total		Transfers From Taxes or Liens	
Other Recreational Services		EQUALIZED VALUATION BASIS		Sale for Cash (1990)	
EDUCATION (excluding schools)		FOR NET DEBT COMPUTATION	369,510,565	Cancelled, Abated or Adjusted (1990)	
Libraries		REAL PROPERTY VALUATIONS		Balance December 31, 1990	1,900.00
Other Educational Services		Code Class # of Parcels % VAL'N ASSESSED VALUATION		CURRENT FINANCES DECEMBER 31, 1990	
STATUTORY EXPENDITURES		1 Vacant Land 41 1.24 870,800.00		ASSETS	
Pensions & F. I. C. A.	109,729.78	2 Residential 738 96.39 67,797,400.00		Cash Dec. 31, 1990	1,751,833.87
Employee Fringe Benefits	62,708.06	3 Farm 5 2.37 1,667,800.00		Taxes Receivable	107,837.77
Other Statutory Expenditures		4a Commercial 4b Industrial 4c Apartments		Tax Title Liens	
CETA And Other Public Employment Programs		Total 784 70,336,000.00		Foreclosed Property	1,900.00
MUNICIPAL FUNCTIONS TOTAL	1,517,548.16	Land Area 1.30 Sq. Miles		Emergencies & Other Deferred Charges	
CAPITAL IMPROVEMENTS *MEMO*		Net Valuation Taxable-Municipal	70,430,500	State and Federal Aid Receivable	91,169.61
DEBT SERVICE		Net Valuation Taxable-County	377,860,324	Other Receivables	150.00
Principal Payments	171,000.00	State Equalized Valuation	393,252,089	Total	1,952,891.25
Interest Payments	2,311.23	State Equalization Ratio	17.99	LIABILITIES, RESERVES, AND SURPLUS	
DEFERRED CHARGES				Cash Liabilities	1,076,290.94
SCHOOL, COUNTY, SPECIAL DISTRICT TAXES	4,260,731.86			Reserves for Receivables	109,917.77
RESERVE FOR UNCOLLECTED TAXES	470,797.18			Surplus Dec. 31, 1990	766,682.54
EXPENDITURES TOTAL	6,422,439.13			Total	1,952,891.25

0109  
 Population 1980 848  
 Population 1990 1,404  
 S & P Rating  
 Moody Rating

General Tax Rate Per \$100. 5.71  
 State Equalized Tax Rate 1.74

ESTELL MANOR CITY - ATLANTIC COUNTY  
 Form of Government  
 Small Municipality Plan D (OMCL 50)  
 Number of Members - 5

PER CAPITA:  
 Grass Debt 36.32  
 Net Debt  
 Debt Service  
 Total Tax Levy 956.93  
 Municipal Expenditures 1,877.20  
 PER CENT:  
 Grass Debt .08  
 Net Debt  
 Tax Levy Collected 89.43  
 Tax Levy Cancelled, Abated or Adjusted .14

EXPENDITURES		REVENUES-REALIZED		1990 PROPERTY TAX	
GENERAL GOVERNMENT				STATE EQUALIZED TAX RATE	
Governing Body & Public Boards		1990 Property Taxes Collected	1,201,746.96	Local District School Taxes	1.10 849,043.50
Municipal Clerk		1990 Payments in Lieu of Taxes		Regional & Consolidated School Tax	
Financial Administration	25,700.00	Delinquent Tax & Lien Collections	80,635.14	School Taxes in Municipal Budget	
Assessment of Taxes	22,150.00	Business Personalty Replacement Taxes	7,679.48	County Taxes	.43 * 329,802.35
Collection of Taxes	30,923.00	Taxes from Public Utilities	157,131.00	County Library Taxes	.03 22,653.34
Planning, Housing & Development	213,800.00	Other Miscellaneous Tax Revenues		Local Municipal Purpose Taxes	.17 133,500.00
Human Resources	8,917.52	State Aid Revenues	1,818,722.52	Veteran & Senior Citizen Taxes	
Elections		Federal Aid Revenues	200,000.00	Total Taxes for Rate Computation	1.73 1,346,199.19
General Administration (other)	131,756.00	State and Local Fiscal Assistance Act Utilized		Special District Taxes	
JUDICIARY		Sale of Acquired Property		Bank Corp. Taxes	
Municipal Courts	56,886.19	Other Miscellaneous Revenues	121,151.49	Added and Omitted Taxes	8,597.59
PUBLIC SAFETY		Total	3,587,066.59	Total Taxes Levied - ABSTRACT	1,343,596.78
Fire Protection	20,512.60	Prior Years Surplus Appropriated	267,000.00	Total Taxes Billed	1,343,810.82
Police Protection	6,050.00	REVENUES TOTAL	3,854,066.59	1990 TAXES COLLECTED	1,201,746.96
Civil Defense & Disaster Control	1,200.00	Reserve For Uncollected Taxes	146,538.00	1990 Taxes Cancelled, Abated or Adjusted	1,877.61
Environmental Inspection & Control	1,800.00	CAPITAL OUTLAY TOTAL	184,699.00	Transfer to Tax Title Liens or Foreclosed	22,960.88
Other Public Safety				Balance Outstanding Dec. 31, 1990	117,225.37
PUBLIC WORKS				PRIOR YEARS TAXES OUTSTANDING	
Streets and Drainage	67,300.00	Public Enterprises		Balance January 1, 1990	56,979.37
Sewers and Sewage Processing		Recreation-Culture		Collected in 1990	54,758.52
Garbage and Trash Disposal	1,836,280.40	Public Works	9,700.00	Cancelled, Abated or Adjusted 1990	8.59
Public Buildings and Grounds	22,800.00	Buildings and Grounds	174,999.00	Transfers to Tax Title Liens or Foreclosed	2,212.26
Other Public Works	2,300.00	Library and Education		Balance December 31, 1990	
HEALTH and WELFARE		Conservation		TAX TITLE LIENS OUTSTANDING	
Health Services Except Environmental	325.00	All Other		Balance January 1, 1990	139,574.40
Welfare-Public Assistance	11,925.00	CAPITAL DEBT AUTHORIZED, DECEMBER 31, 1990		Transfer From Taxes	25,658.86
Hospital, Clinics, First Aid		ISSUED AND UNISSUED GROSS DEBT NET DEBT		Redeemed in 1990	25,876.62
Animal, Insect, & Rodent Control	2,700.00	School 51,000		Cancelled, Abated or Adjusted (1990)	
Other Welfare Services		Self-Liquidating		Transfers to Foreclosed Property	25,659.94
RECREATION and CONSERVATION		Other		Balance December 31, 1990	163,696.70
Beaches and Boardwalks		Total 51,000		PROPERTY ACQUIRED BY DEED OR	
Parks, Playgrounds, Shade Trees		ISSUED AND OUTSTANDING		FORECLOSURE	
Land Reclamation & Conservation		School 51,000.00		Balance January 1, 1990	472,474.40
Other Recreational Services	1,710.00	Self-Liquidating		Transfers From Taxes or Liens	25,659.94
EDUCATION (excluding schools)		Other		Sale for Cash (1990)	
Libraries		Total 51,000.00		Cancelled, Abated or Adjusted (1990)	
Other Educational Services		EQUALIZED VALUATION BASIS		Balance December 31, 1990	498,134.34
STATUTORY EXPENDITURES		FOR NET DEBT COMPUTATION	64,582,226	CURRENT FINANCES DECEMBER 31, 1990	
Pensions & F. I. C. A.	20,321.00	REAL PROPERTY VALUATIONS		ASSETS	
Employee Fringe Benefits		Code Class # of Parcels % VAL'N ASSESSED VALUATION		Cash Dec. 31, 1990	938,911.23
Other Statutory Expenditures	900.00	1 Vacant Land 1588 30.46 7,063,655.00		Taxes Receivable	117,225.37
CETA And Other Public Employment Programs		2 Residential 546 57.19 13,263,974.00		Tax Title Liens	163,696.70
MUNICIPAL FUNCTIONS TOTAL	2,486,256.71	3 Farm 59 7.99 1,852,284.00		Foreclosed Property	498,134.34
CAPITAL IMPROVEMENTS *MEMO*	34,100.00	4a Commercial 10 1.80 416,840.00		Emergencies & Other Deferred Charges	2,800.00
DEBT SERVICE		4b Industrial 5 1.26 292,490.00		State and Federal Aid Receivable	
Principal Payments		4c Apartments 2 1.30 302,130.00		Other Receivables	15,843.92
Interest Payments		Total 2210 23,191,373.00		Total	1,736,611.56
DEFERRED CHARGES	2,800.00	Land Area 53.75 Sq. Miles		LIABILITIES, RESERVES, AND SURPLUS	
SCHOOL, COUNTY, SPECIAL DISTRICT TAXES	1,201,499.19	Net Valuation Taxable-Municipal	23,396,031	Cash Liabilities	503,552.34
RESERVE FOR UNCOLLECTED TAXES	146,538.00	Net Valuation Taxable-County	69,172,977	Reserves for Receivables	794,900.33
EXPENDITURES TOTAL	3,837,093.90	State Equalized Valuation	76,492,069	Surplus Dec. 31, 1990	438,158.89
		State Equalization Ratio	30.40	Total	1,736,611.56



0313

Population 1980 21,503  
Population 1990 35,309

S & P Rating  
Moody Rating A1

General Tax Rate Per \$100. 1.87  
State Equalized Tax Rate 1.95

**EVESHAM TOWNSHIP - BURLINGTON CO.**  
Form of Government  
Council-Manager Plan B (OMCL 50)  
Number of Members - 5

## PER CAPITA:

Gross Debt 1,593.17  
Net Debt 1,028.76  
Debt Service 50.57  
Total Tax Levy 1,110.25  
Municipal Expenditures 320.38

## PER CENT:

Gross Debt 3.33  
Net Debt 2.15  
Tax Levy Collected 95.61  
Tax Levy Cancelled, Abated or Adjusted .68

EXPENDITURES		REVENUES-REALIZED		1990 PROPERTY TAX	
<b>GENERAL GOVERNMENT</b>				<b>STATE EQUALIZED TAX RATE</b>	
Governing Body & Public Boards	31,270.00	1990 Property Taxes Collected	37,502,978.66	Local District School Taxes	.69 13,333,532.22
Municipal Clerk	109,442.00	1990 Payments in Lieu of Taxes		Regional & Consolidated School Tax	.38 7,267,215.28
Financial Administration	164,258.85	Delinquent Tax & Lien Collections	475,663.00	School Taxes in Municipal Budget	
Assessment of Taxes	123,543.00	Business Personalty Replacement Taxes	100,223.12	County Taxes	.56 10,878,499.98
Collection of Taxes	102,445.00	Taxes from Public Utilities	2,054,911.00	County Library Taxes	.C3 625,615.44
Planning, Housing & Development	179,919.00	Other Miscellaneous Tax Revenues		Local Municipal Purpose Taxes	.29 5,526,920.00
Human Resources	124,450.00	State Aid Revenues	77,604.82	Veteran & Senior Citizen Taxes	
Elections		Federal Aid Revenues		Total Taxes for Rate Computation	1.95 37,768,832.92
General Administration (other)	1,450,036.00	State and Local Fiscal Assistance Act Utilized		Special District Taxes	
<b>JUDICIARY</b>		Sale of Acquired Property		Bank Corp. Taxes	
Municipal Courts	83,019.00	Other Miscellaneous Revenues		Added and Omitted Taxes	406,024.12
<b>PUBLIC SAFETY</b>		Total	42,083,548.66	Total Taxes Levied - ABSTRACT	39,201,807.04
Fire Protection	2,186,373.77	Prior Years Surplus Appropriated	2,309,000.00	Total Taxes Billed	39,223,803.94
Police Protection		REVENUES TOTAL	44,392,548.66	1990 TAXES COLLECTED	37,502,978.66
Civil Defense & Disaster Control		Reserve For Uncollected Taxes	937,000.00	1990 Taxes Cancelled, Abated or Adjusted	266,276.50
Environmental Inspection & Control	293,307.00	CAPITAL OUTLAY TOTAL	2,159,202.30	Transfer to Tax Title Liens or Foreclosed	19,964.23
Other Public Safety				Balance Outstanding Dec. 31, 1990	1,434,584.55
<b>PUBLIC WORKS</b>				<b>PRIOR YEARS TAXES OUTSTANDING</b>	
Streets and Drainage	635,840.00	Public Enterprises	94,922.74	Balance January 1, 1990	471,196.85
Sewers and Sewage Processing	788,748.00	Recreation-Culture	30,246.15	Collected in 1990	466,205.24
Garbage and Trash Disposal	948,736.00	Public Works	178,614.99	Cancelled, Abated or Adjusted 1990	465.22
Public Buildings and Grounds	3,433.00	Buildings and Grounds	1,855,418.42	Transfers to Tax Title Liens or Foreclosed	3,070.13
Other Public Works		Library and Education		Balance December 31, 1990	1,456.26
<b>HEALTH and WELFARE</b>		Conservation		<b>TAX TITLE LIENS OUTSTANDING</b>	
Health Services Except Environmental	12,273.00	All Other		Balance January 1, 1990	44,463.24
Welfare-Public Assistance	13,180.00	CAPITAL DEBT AUTHORIZED, DECEMBER 31, 1990		Transfer From Taxes	27,736.15
Hospital, Clinics, First Aid		ISSUED AND UNISSUED		Redeemed in 1990	9,457.76
Animal, Insect, & Rodent Control	874.30	School	18,880,452	Cancelled, Abated or Adjusted (1990)	
Other Welfare Services		Self-Liquidating	545,328	Transfers to Foreclosed Property	
<b>RECREATION and CONSERVATION</b>		Other	36,827,408	Balance December 31, 1990	62,741.63
Beaches and Boardwalks	162,614.00	Total	56,253,188	<b>PROPERTY ACQUIRED BY DEED OR FORECLOSURE</b>	
Parks, Playgrounds, Shade Trees	1,500.00	ISSUED AND OUTSTANDING		Balance January 1, 1990	283,780.82
Land Reclamation & Conservation	255,118.00	School	18,880,452.27	Transfers From Taxes or Liens	
Other Recreational Services		Self-Liquidating	11,519,000.00	Sale for Cash (1990)	
<b>EDUCATION (excluding schools)</b>		Other	30,399,452.27	Cancelled, Abated or Adjusted (1990)	
Libraries	83,793.00	Total		Balance December 31, 1990	283,780.82
Other Educational Services	23,732.00	EQUALIZED VALUATION BASIS		<b>CURRENT FINANCES DECEMBER 31, 1990</b>	
<b>STATUTORY EXPENDITURES</b>		FOR NET DEBT COMPUTATION	1,689,017,955	<b>ASSETS</b>	
Pensions & F. I. C. A.	639,560.97	REAL PROPERTY VALUATIONS		Cash Dec. 31, 1990	5,807,580.60
Employee Fringe Benefits		Code Class # of Parcels % VAL'N		Taxes Receivable	1,436,040.81
Other Statutory Expenditures		1 Vacant Land 2007 5.70	113,715,600.00	Tax Title Liens	62,741.63
<b>CETA And Other Public Employment Programs</b>		2 Residential 10804 72.72	1,450,243,500.00	Foreclosed Property	283,780.82
<b>MUNICIPAL FUNCTIONS TOTAL</b>	8,487,515.89	3 Farm 194 .49	9,820,900.00	Emergencies & Other Deferred Charges	358,049.89
<b>CAPITAL IMPROVEMENTS *MEMO*</b>	400,000.00	4a Commercial 359 15.92	317,518,000.00	State and Federal Aid Receivable	123,727.92
<b>DEBT SERVICE</b>		4b Industrial 23 1.94	38,601,300.00	Other Receivables	1,287,271.30
Principal Payments	875,000.00	4c Apartments 17 3.22	64,255,000.00	Total	9,359,192.97
Interest Payments	910,448.09	Total 13404	1,994,154,300.00	<b>LIABILITIES, RESERVES, AND SURPLUS</b>	
<b>DEFERRED CHARGES</b>	102,180.03	Land Area 29.65 Sq. Miles		Cash Liabilities	4,239,517.26
<b>SCHOOL, COUNTY, SPECIAL DISTRICT TAXES</b>	33,268,862.92	Net Valuation Taxable-Municipal	2,016,506,551	Reserves for Receivables	3,069,834.56
<b>RESERVE FOR UNCOLLECTED TAXES</b>	937,000.00	Net Valuation Taxable-County	1,868,776,183	Surplus Dec. 31, 1990	2,049,841.15
<b>EXPENDITURES TOTAL</b>	44,581,006.93	State Equalized Valuation	1,935,026,623	Total	9,359,192.97
		State Equalization Ratio	104.26		



1102

Population 1980 34,842  
 Population 1990 34,185  
 S & P Rating  
 Moody Rating AAA

General Tax Rate Per \$100. 15.03  
 State Equalized Tax Rate 1.94

EWING TOWNSHIP - MERCER COUNTY  
 Form of Government  
 Township Committee  
 Number of Members - 5

PER CAPITA:  
 Gross Debt 464.69  
 Net Debt 464.69  
 Debt Service 58.21  
 Total Tax Levy 1,046.90  
 Municipal Expenditures 630.29

PER CENT:  
 Gross Debt .97  
 Net Debt .97  
 Tax Levy Collected 96.63  
 Tax Levy Cancelled, Abated or Adjusted .26

EXPENDITURES		REVENUES-REALIZED		1990 PROPERTY TAX	
GENERAL GOVERNMENT				STATE EQUALIZED TAX RATE 1.94	
Governing Body & Public Boords	2,000.00	1990 Property Taxes Collected 34,589,065.49		Local District School Taxes 1.10	19,984,354.00
Municipal Clerk		1990 Payments in Lieu of Taxes 289,333.00		Regional & Consolidated School Tax	
Financial Administration	82,150.35	Delinquent Tax & Lien Collections 833,631.61		School Taxes in Municipal Budget	
Assessment of Taxes	82,867.12	Business Personalty Replacement Taxes 1,268,157.60		County Taxes .48	8,790,742.83
Collection of Taxes	161,436.00	Taxes from Public Utilities 2,215,410.00		County Library Taxes .04	794,636.51
Planning, Housing & Development	368,634.82	Other Miscellaneous Tax Revenues 1,128,053.20		Local Municipal Purpose Taxes .31	5,073,806.44
Human Resources	180,940.00	State Aid Revenues 1,010,408.38		Veteran & Senior Citizen Taxes	348,800.00
Elections	10,751.69	Federal Aid Revenues 200,000.00		Total Taxes for Rate Computation 1.93	35,592,389.78
General Administration (other)	1,553,934.19	State and Local Fiscal Assistance Act Utilized		Special District Taxes	161,553.72
JUDICIARY		Sole of Acquired Property		Bank Corp. Taxes	
Municipal Courts	176,419.62	Other Miscellaneous Revenues 7,474,141.62		Added and Omitted Taxes	383,161.67
PUBLIC SAFETY		Total 49,008,200.90		Total Taxes Levied - ABSTRACT	35,783,305.17
Fire Protection	610,548.74	Prior Years Surplus Appropriated 1,200,000.00		Total Taxes Billed	35,790,821.83
Police Protection	3,352,677.16	REVENUES TOTAL 50,208,200.90		1990 TAXES COLLECTED	34,589,065.49
Civil Defense & Disaster Control	3,685.00	Reserve For Uncollected Taxes 1,205,000.00		1990 Taxes Cancelled, Abated or Adjusted	93,203.93
Environmental Inspection & Control	195,955.77	CAPITAL OUTLAY TOTAL 10,177,610.16		Transfer to Tax Title Liens or Foreclosed	
Other Public Safety		Public Enterprises		Balance Outstanding Dec. 31, 1990	1,114,547.41
PUBLIC WORKS		Recreation-Culture 251,951.68		PRIOR YEARS TAXES OUTSTANDING	
Streets and Drainage	1,197,552.66	Public Works 921,158.25		Balance January 1, 1990	945,098.60
Sewers and Sewage Processing	3,704,804.63	Buildings and Grounds 8,854,281.70		Collected in 1990	810,412.61
Gorbage and Trash Disposol	2,136,221.00	Library and Education 150,219.53		Cancelled, Abated or Adjusted 1990	13,096.94
Public Buildings and Grounds	891,850.00	CAPITAL DEBT AUTHORIZED, DECEMBER 31, 1990		Transfers to Tax Title Liens or Foreclosed	56,155.01
Other Public Works	26,457.39	ISSUED AND UNISSUED GROSS DEBT NET DEBT		Balance December 31, 1990	65,417.04
HEALTH and WELFARE		School 15,885,513 15,885,513		TAX TITLE LIENS OUTSTANDING	
Health Services Except Environmental	181,694.00	Self-Liquidating Other Total 15,885,513 15,885,513		Balance January 1, 1990	30,774.77
Welfare-Public Assistance	42,162.14	ISSUED AND OUTSTANDING		Transfer From Taxes	64,910.43
Hospital, Clinics, First Aid		School Self-Liquidating Other Total 14,346,647.75 14,346,647.75		Redeemed in 1990	23,212.00
Animal, Insect, & Rodent Control	23,048.43	EQUALIZED VALUATION BASIS FOR NET DEBT COMPUTATION 1,632,656,496		Cancelled, Abated or Adjusted (1990)	
Other Welfare Services		REAL PROPERTY VALUATIONS ASSESSED VALUATION		Transfers to Foreclosed Property	
RECREATION and CONSERVATION		Code Class # of Parcels % VAL'N 3,645,320.00		Balance December 31, 1990	72,473.25
Beaches and Boardwalks		1 Vacant Land 1181 1.53 151,794,958.00		PROPERTY ACQUIRED BY DEED OR FORECLOSURE	
Parks, Playgrounds, Shade Trees	813,132.14	2 Residential 9709 65.76 163,900.00		Balance January 1, 1990	35,222.00
Land Reclamation & Conservation	1,000.00	3 Farm 14 .07 54,793,280.00		Transfers From Taxes or Liens	
Other Recreational Services	163,728.57	4a Commercial 491 23.74 8,799,100.00		Sale for Cash (1990)	
EDUCATION (excluding schools)		4b Industrial 32 3.81 11,619,600.00		Cancelled, Abated or Adjusted (1990)	
Libraries		4c Apartments 16 5.03 230,820,158.00		Balance December 31, 1990	35,222.00
Other Educational Services	957.48	Total 11443		CURRENT FINANCES DECEMBER 31, 1990	
STATUTORY EXPENDITURES		Land Area 15.13 Sq. Miles		ASSETS	
Pensions & F. I. C. A.	1,027,759.81	Net Valuation Taxable-Municipal 234,570,136		Cash Dec. 31, 1990	1,840,150.00
Employee Fringe Benefits	998,500.00	Net Valuation Taxable-County 1,702,715,732		Taxes Receivable	1,179,964.45
Other Statutory Expenditures		State Equalized Valuation 1,794,489,628		Tax Title Liens	72,473.25
CETA And Other Public Employment Programs		State Equalization Ratio 12.39		Foreclosed Property	35,222.00
MUNICIPAL FUNCTIONS TOTAL 17,995,938.71				Emergencies & Other Deferred Charges	125,255.00
CAPITAL IMPROVEMENTS *MEMO* 125,000.00				State and Federal Aid Receivable	1,010,802.00
DEBT SERVICE				Other Receivables	257,190.30
Principal Payments 1,558,521.17				Total	4,521,057.00
Interest Payments 431,231.42				LIABILITIES, RESERVES, AND SURPLUS	
DEFERRED CHARGES 355,755.75				Cash Liabilities	1,336,259.48
SCHOOL, COUNTY, SPECIAL DISTRICT TAXES 29,731,337.06				Reserves for Receivables	1,138,251.13
RESERVE FOR UNCOLLECTED TAXES 1,205,000.00				Surplus Dec. 31, 1990	2,046,546.39
EXPENDITURES TOTAL 51,277,784.11				Total	4,521,057.00

Population 1980 5,679  
 Population 1990 5,270  
 S & P Rating  
 Moody Rating A

General Tax Rate Per \$100. 2.96  
 State Equalized Tax Rate 1.87

**FAIR HAVEN BOROUGH - MONMOUTH CO.**  
 Form of Government  
 Borough Council  
 Number of Members - 6

PER CAPITA:  
 Gross Debt 1,010.13  
 Net Debt 675.23  
 Debt Service 66.40  
 Total Tax Levy 1,768.40  
 Municipal Expenditures 626.09

PER CENT:  
 Gross Debt 1.10  
 Net Debt .73  
 Tax Levy Collected 97.85  
 Tax Levy Cancelled, Abated or Adjusted

EXPENDITURES		REVENUES-REALIZED		1990 PROPERTY TAX	
<b>GENERAL GOVERNMENT</b>				<b>STATE EQUALIZED TAX RATE</b>	
Governing Body & Public Boards		1990 Property Taxes Collected	9,119,149.81	Local District School Taxes	.72 3,554,356.00
Municipal Clerk		1990 Payments in Lieu of Taxes		Regional & Consolidated School Tax	.32 1,572,183.13
Financial Administration	15,065.00	Delinquent Tax & Lien Collections	243,091.74	School Taxes in Municipal Budget	
Assessment of Taxes	14,229.00	Business Personalty Replacement Taxes	24,922.36	County Taxes	.42 * 2,074,468.15
Collection of Taxes	65,922.61	Taxes from Public Utilities	361,490.00	County Library Taxes	.01 68,043.53
Planning, Housing & Development	61,668.00	Other Miscellaneous Tax Revenues		Local Municipal Purpose Taxes	.40 2,005,560.00
Human Resources	49,111.32	State Aid Revenues	34,833.91	Veteran & Senior Citizen Taxes	
Elections		Federal Aid Revenues		Total Taxes far Rate Computation	1.87 9,310,910.81
General Administration (other)	272,238.57	State and Local Fiscal Assistance Act Utilized		Special District Taxes	
<b>JUDICIARY</b>		Sale of Acquired Property		Bank Corp. Taxes	
Municipal Courts	17,203.10	Other Miscellaneous Revenues	372,042.04	Added and Omitted Taxes	
<b>PUBLIC SAFETY</b>		Total	10,155,529.86	Total Taxes Levied - ABSTRACT	44,881.77
Fire Protection	69,371.90	Prior Years Surplus Appropriated	460,000.00	Total Taxes Billed	9,319,492.58
Police Protection	618,537.10	REVENUES TOTAL	10,615,529.86	1990 TAXES COLLECTED	9,119,149.81
Civil Defense & Disaster Control	5,778.00	Reserve For Uncollected Taxes	327,685.00	1990 Taxes Cancelled, Abated or Adjusted	
Environmental Inspection & Control	50,531.00	CAPITAL OUTLAY TOTAL	806,669.55	Transfer to Tax Title Liens or Foreclosed	
Other Public Safety				Balance Outstanding Dec. 31, 1990	200,342.77
<b>PUBLIC WORKS</b>				<b>PRIOR YEARS TAXES OUTSTANDING</b>	
Streets and Drainage	200,328.65	Public Enterprises		Balance January 1, 1990	186,936.54
Sewers and Sewage Processing	133,775.00	Recreation-Culture	7,801.11	Collected in 1990	186,912.34
Garbage and Trash Disposal	177,650.00	Public Works	426,690.18	Cancelled, Abated or Adjusted 1990	
Public Buildings and Grounds	22,875.39	Buildings and Grounds	372,177.26	Transfers to Tax Title Liens or Foreclosed	
Other Public Works	21,200.00	Library and Education		Balance December 31, 1990	24.20
<b>HEALTH and WELFARE</b>		Conservation		<b>TAX TITLE LIENS OUTSTANDING</b>	
Health Services Except Environmental	14,399.00	All Other		Balance January 1, 1990	64,217.63
Welfare-Public Assistance	1,501.00	CAPITAL DEBT AUTHORIZED, DECEMBER 31, 1990		Transfer From Taxes	
Hospital, Clinics, First Aid		ISSUED AND UNISSUED GROSS DEBT NET DEBT		Redeemed in 1990	
Animal, Insect, & Radent Control		School 320,450		Cancelled, Abated or Adjusted (1990)	56,179.40
Other Welfare Services		Self-Liquidating		Transfers to Foreclosed Property	
<b>RECREATION and CONSERVATION</b>		Other 5,002,950	3,558,475	Balance December 31, 1990	8,038.23
Beaches and Boardwalks		Total 5,323,400	3,558,475	<b>PROPERTY ACQUIRED BY DEED OR FORECLOSURE</b>	
Parks, Playgrounds, Shade Trees	53,940.00	ISSUED AND OUTSTANDING		Balance January 1, 1990	11,200.00
Land Reclamation & Conservation	235,353.89	School		Transfers From Taxes or Liens	
Other Recreational Services	15,495.06	Self-Liquidating		Sale for Cash (1990)	
<b>EDUCATION (excluding schools)</b>		Other		Cancelled, Abated or Adjusted (1990)	
Libraries	46,500.00	Total		Balance December 31, 1990	11,200.00
Other Educational Services		EQUALIZED VALUATION BASIS		<b>CURRENT FINANCES DECEMBER 31, 1990</b>	
<b>STATUTORY EXPENDITURES</b>		FOR NET DEBT COMPUTATION	485,414,240	<b>ASSETS</b>	
Pensions & F. I. C. A.	189,126.13	REAL PROPERTY VALUATIONS		Cash Dec. 31, 1990	1,880,013.24
Employee Fringe Benefits	246,750.00	Code Class # of Parcels % VAL'N ASSESSED VALUATION		Taxes Receivable	200,366.97
Other Statutory Expenditures		1 Vacant Land 116 2.39 7,492,500.00		Tax Title Liens	8,038.23
CETA And Other Public Employment Programs		2 Residential 1902 92.10 288,319,500.00		Foreclosed Property	11,200.00
<b>MUNICIPAL FUNCTIONS</b>		3 Farm 5.51 17,238,200.00		Emergencies & Other Deferred Charges	28,064.79
<b>CAPITAL IMPROVEMENTS</b>		4a Commercial 2081 313,050,200.00		State and Federal Aid Receivable	
<b>DEBT SERVICE</b>		4b Industrial		Other Receivables	3,962.00
Principal Payments	215,000.00	4c Apartments		Total	2,131,645.23
Interest Payments	134,913.04	Total 2081	313,050,200.00	<b>LIABILITIES, RESERVES, AND SURPLUS</b>	
<b>DEFERRED CHARGES</b>		Land Area 1.55 Sq. Miles		Cash Liabilities	1,407,736.50
SCHOOL, COUNTY, SPECIAL DISTRICT TAXES	7,269,050.31	Net Valuation Taxable-Municipal	313,462,937	Reserves for Receivables	223,567.20
RESERVE FOR UNCOLLECTED TAXES	327,635.00	Net Valuation Taxable-County	503,265,087	Surplus Dec. 31, 1990	500,341.53
<b>EXPENDITURES</b>		State Equalized Valuation	495,902,132	Total	2,131,645.23
<b>TOTAL</b>	10,568,561.50	State Equalization Ratio	63.18		



0217

Population 1980 32,229  
 Population 1990 30,548  
 S & P Rating  
 Moody Rating A1

General Tax Rate Per \$100. 1.90  
 State Equalized Tax Rate 1.74

FAIR LAWN BOROUGH - BERGEN COUNTY  
 Form of Government  
 Council-Manager Plan E (OMCL 50)  
 Number of Members - 5

PER CAPITA:  
 Gross Debt 592.80  
 Net Debt 572.33  
 Debt Service 38.92  
 Total Tax Levy 1,486.24  
 Municipal Expenditures 666.08

PER CENT:  
 Gross Debt 1.06  
 Net Debt 1.03  
 Tax Levy Collected 98.71  
 Tax Levy Cancelled, Abated or Adjusted 1.14

EXPENDITURES		REVENUES-REALIZED		1990 PROPERTY TAX	
<b>GENERAL GOVERNMENT</b>				STATE EQUALIZED TAX RATE 1.74	
Governing Body & Public Boards		1990 Property Taxes Collected	44,993,836.57	Local District School Taxes	26,083,380.50
Municipal Clerk		1990 Payments in Lieu of Taxes		Regional & Consolidated School Tax	
Financial Administration	206,900.00	Delinquent Tax & Lien Collections	450,172.45	School Taxes in Municipal Budget	
Assessment of Taxes	139,400.00	Business Personalty Replacement Taxes	758,666.52	County Taxes	6,174,993.73
Collection of Taxes	122,600.00	Taxes from Public Utilities	3,141,219.00	County Library Taxes	
Planning, Housing & Development	47,000.00	Other Miscellaneous Tax Revenues		Local Municipal Purpose Taxes	13,074,930.36
Human Resources	237,996.64	State Aid Revenues	353,982.87	Veteran & Senior Citizen Taxes	463,250.00
Elections		Federal Aid Revenues		Total Taxes for Rate Computation	45,796,554.59
General Administration (other)	1,630,179.57	State and Local Fiscal Assistance Act Utilized		Special District Taxes	
<b>JUDICIARY</b>		Sale of Acquired Property		Bank Corp. Taxes	
Municipal Courts	199,300.00	Other Miscellaneous Revenues	1,751,616.56	Added and Omitted Taxes	68,207.31
<b>PUBLIC SAFETY</b>		Total	51,449,493.97	Total Taxes Levied - ABSTRACT	45,401,511.90
Fire Protection	272,222.40	Prior Years Surplus Appropriated	1,700,000.00	Total Taxes Billed	45,579,547.17
Police Protection	2,969,173.52	REVENUES TOTAL	53,149,493.97	1990 TAXES COLLECTED	44,993,836.57
Civil Defense & Disaster Control	23,200.00	Reserve For Uncollected Taxes	2,041,040.99	1990 Taxes Cancelled, Abated or Adjusted	65,714.36
Environmental Inspection & Control	282,950.00	CAPITAL OUTLAY TOTAL	2,189,790.96	Transfer to Tax Title Liens or Foreclosed	18,523.10
Other Public Safety				Balance Outstanding Dec. 31, 1990	501,473.14
<b>PUBLIC WORKS</b>				PRIOR YEARS TAXES OUTSTANDING	
Streets and Drainage	566,850.00	Public Enterprises	40,231.53	Balance January 1, 1990	551,368.99
Sewers and Sewage Processing	2,015,519.51	Recreation-Culture	7,508.00	Collected in 1990	450,172.45
Garbage and Trash Disposal	2,618,500.00	Public Works	77,842.21	Cancelled, Abated or Adjusted 1990	85,583.71
Public Buildings and Grounds	411,100.00	Buildings and Grounds	2,064,209.22	Transfers to Tax Title Liens or Foreclosed	15,612.83
Other Public Works		Library and Education		Balance December 31, 1990	
<b>HEALTH and WELFARE</b>		Conservation		TAX TITLE LIENS OUTSTANDING	
Health Services Except Environmental	360,626.00	All Other		Balance January 1, 1990	15,943.59
Welfare-Public Assistance	201,950.00	CAPITAL DEBT AUTHORIZED, DECEMBER 31, 1990		Transfer From Taxes	36,889.31
Hospital, Clinics, First Aid	20,700.00	ISSUED AND UNISSUED		Redeemed in 1990	
Animal, Insect, & Rodent Control		School	442,000	Cancelled, Abated or Adjusted (1990)	2,803.24
Other Welfare Services		Self-Liquidating	4,209,515	Transfers to Foreclosed Property	
<b>RECREATION and CONSERVATION</b>		Other	13,457,333	Balance December 31, 1990	50,029.06
Beaches and Boardwalks		Total	18,108,848	PROPERTY ACQUIRED BY DEED OR FORECLOSURE	
Parks, Playgrounds, Shade Trees	392,200.00	ISSUED AND OUTSTANDING		Balance January 1, 1990	85,910.00
Land Reclamation & Conservation		School	442,000.00	Transfers From Taxes or Liens	
Other Recreational Services	664,950.00	Self-Liquidating	3,560,000.00	Sale for Cash (1990)	
<b>EDUCATION (excluding schools)</b>		Other	8,178,000.00	Cancelled, Abated or Adjusted (1990)	
Libraries	1,054,000.00	Total	12,180,000.00	Balance December 31, 1990	85,910.00
Other Educational Services	6,500.00	EQUALIZED VALUATION BASIS FOR NET DEBT COMPUTATION	2,499,502,285	CURRENT FINANCES DECEMBER 31, 1990	
<b>STATUTORY EXPENDITURES</b>		REAL PROPERTY VALUATIONS		ASSETS	
Pensions & F. I. C. A.	1,029,672.00	Code Class # of Parcels % VAL'N		Cash Dec. 31, 1990	6,398,609.39
Employee Fringe Benefits	1,057,900.00	1 Vacant Land 186 .53	12,528,600.00	Taxes Receivable	501,473.14
Other Statutory Expenditures		2 Residential 10209 81.79	1,947,160,800.00	Tax Title Liens	50,029.66
CETA And Other Public Employment Programs		3 Farm 1	18,300.00	Foreclosed Property	85,910.00
<b>MUNICIPAL FUNCTIONS</b>		4a Commercial 334 8.54	203,338,900.00	Emergencies & Other Deferred Charges	66,210.00
<b>CAPITAL IMPROVEMENTS</b>		4b Industrial 63 7.71	183,515,100.00	State and Federal Aid Receivable	10,602.70
<b>DEBT SERVICE</b>		4c Apartments 12 1.43	34,116,900.00	Other Receivables	97,043.26
Principal Payments	637,000.00	Total 10805	2,380,679,600.00	Total	7,199,878.15
Interest Payments	551,810.00	Land Area 5.30 Sq. Miles		LIABILITIES, RESERVES, AND SURPLUS	
<b>DEFERRED CHARGES</b>		Net Valuation Taxable-Municipal	2,395,279,761	Cash Liabilities	2,018,737.92
SCHOOL, COUNTY, SPECIAL DISTRICT TAXES	32,258,374.23	Net Valuation Taxable-County	2,590,921,813	Reserves for Receivables	734,465.56
RESERVE FOR UNCOLLECTED TAXES	2,041,040.99	State Equalized Valuation	2,607,701,653	Surplus Dec. 31, 1990	4,446,674.67
<b>EXPENDITURES</b>		State Equalization Ratio	91.81	Total	7,199,878.15
<b>TOTAL</b>	52,605,883.89				



0605  
Population 1980 5,693  
Population 1990 5,699  
S & P Rating  
Moody Rating AA

General Tax Rate Per \$100. 2.84  
State Equalized Tax Rate 2.68

**FAIRFIELD TOWNSHIP - CUMBERLAND CO.**  
Form of Government  
Township Committee  
Number of Members - 3

PER CAPITA:  
Gross Debt 248.14  
Net Debt 18.60  
Debt Service  
Total Tax Levy 473.77  
Municipal Expenditures 430.22

PER CENT:  
Gross Debt 1.61  
Net Debt .12  
Tax Levy Collected 79.51  
Tax Levy Cancelled, Abated or Adjusted .53

EXPENDITURES		REVENUES-REALIZED		1990 PROPERTY TAX	
<b>GENERAL GOVERNMENT</b>				<b>STATE EQUALIZED TAX RATE</b>	
Governing Body & Public Boards		1990 Property Taxes Collected	2,152,662.07	Local District School Taxes	1.04 1,043,887.00
Municipal Clerk		1990 Payments in Lieu of Taxes		Regional & Consolidated School Tax	.35 350,895.57
Financial Administration	41,827.00	Delinquent Tax & Lien Collections	489,582.16	School Taxes in Municipal Budget	
Assessment of Taxes	16,600.00	Business Personalty Replacement Taxes	20,645.12	County Taxes	1.01 * 1,013,328.52
Collection of Taxes	43,220.62	Taxes from Public Utilities	237,033.00	County Library Taxes	
Planning, Housing & Development	11,590.00	Other Miscellaneous Tax Revenues		Local Municipal Purpose Taxes	.27 268,234.14
Human Resources	550,000.00	State Aid Revenues	300,052.18	Veteran & Senior Citizen Taxes	
Elections	2,900.00	Federal Aid Revenues	550,000.00	Total Taxes for Rate Computation	2.67 2,736,145.23
General Administration (other)	341,351.00	State and Local Fiscal Assistance Act Utilized	114.89	Special District Taxes	
<b>JUDICIARY</b>		Sale of Acquired Property		Bank Corp. Taxes	
Municipal Courts	46,018.89	Other Miscellaneous Revenues	294,029.39	Added and Omitted Taxes	23,668.02
<b>PUBLIC SAFETY</b>		Total	4,044,118.81	Total Taxes Levied - ABSTRACT	2,700,013.25
Fire Protection	73,335.87	Prior Years Surplus Appropriated	400,000.00	Total Taxes Billed	2,707,553.70
Police Protection	167,254.49	REVENUES TOTAL	4,444,118.81	1990 TAXES COLLECTED	2,152,662.07
Civil Defense & Disaster Control	2,000.00	Reserve For Uncollected Taxes	612,432.40	1990 Taxes Cancelled, Abated or Adjusted	14,302.24
Environmental Inspection & Control	15,411.00	CAPITAL OUTLAY TOTAL	14,932.00	Transfer to Tax Title Liens or Foreclosed	27,150.44
Other Public Safety				Balance Outstanding Dec. 31, 1990	513,438.95
<b>PUBLIC WORKS</b>				<b>PRIOR YEARS TAXES OUTSTANDING</b>	
Streets and Drainage	60,237.39	Public Enterprises		Balance January 1, 1990	552,780.38
Sewers and Sewage Processing		Recreation-Culture		Collected in 1990	469,262.84
Garbage and Trash Disposal	126,770.00	Public Works		Cancelled, Abated or Adjusted 1990	
Public Buildings and Grounds	19,050.00	Buildings and Grounds	14,932.00	Transfers to Tax Title Liens or Foreclosed	19,321.47
Other Public Works	8,450.00	Library and Education		Balance December 31, 1990	64,196.07
<b>HEALTH and WELFARE</b>		Conservation		<b>TAX TITLE LIENS OUTSTANDING</b>	
Health Services Except Environmental		All Other		Balance January 1, 1990	23,565.72
Welfare-Public Assistance	33,260.00	CAPITAL DEBT AUTHORIZED, DECEMBER 31, 1990		Transfer From Taxes	48,984.62
Hospital, Clinics, First Aid		ISSUED AND UNISSUED		Redeemed in 1990	20,319.32
Animal, Insect, & Rodent Control	3,628.00	School	1,308,143	Cancelled, Abated or Adjusted (1990)	
Other Welfare Services		Self-Liquidating		Transfers to Foreclosed Property	
<b>RECREATION and CONSERVATION</b>		Other	106,000	Balance December 31, 1990	52,231.02
Beaches and Boardwalks		Total	1,414,143	<b>PROPERTY ACQUIRED BY DEED OR FORECLOSURE</b>	
Parks, Playgrounds, Shade Trees				Balance January 1, 1990	54,900.00
Land Reclamation & Conservation	500.00	ISSUED AND OUTSTANDING		Transfers From Taxes or Liens	
Other Recreational Services	3,300.00	School	1,308,143.25	Sale for Cash (1990)	
<b>EDUCATION (excluding schools)</b>		Self-Liquidating		Cancelled, Abated or Adjusted (1990)	
Libraries		Other		Balance December 31, 1990	54,900.00
Other Educational Services		Total	1,308,143.25	<b>CURRENT FINANCES DECEMBER 31, 1990</b>	
<b>STATUTORY EXPENDITURES</b>		EQUALIZED VALUATION BASIS		ASSETS	
Pensions & F. I. C. A.	39,528.71	FOR NET DEBT COMPUTATION	87,867,338	Cash Dec. 31, 1990	1,087,788.15
Employee Fringe Benefits	46,179.00	REAL PROPERTY VALUATIONS		Taxes Receivable	577,635.02
Other Statutory Expenditures	3,000.00	Code Class # of Parcels % VAL'N		Tax Title Liens	52,231.02
<b>CETA And Other Public Employment Programs</b>		1 Vacant Land 887 8.09	7,548,800.00	Foreclosed Property	54,900.00
<b>MUNICIPAL FUNCTIONS</b>		2 Residential 1436 75.69	70,586,700.00	Emergencies & Other Deferred Charges	43,123.05
<b>CAPITAL IMPROVEMENTS</b>		3 Farm 238 7.08	6,605,800.00	State and Federal Aid Receivable	10,829.70
<b>DEBT SERVICE</b>		4a Commercial 59 9.13	8,517,600.00	Other Receivables	92,391.81
Principal Payments		4b Industrial		Total	1,918,898.75
Interest Payments		4c Apartments		<b>LIABILITIES, RESERVES, AND SURPLUS</b>	
<b>DEFERRED CHARGES</b>		Total 2620	93,258,900.00	Cash Liabilities	735,216.82
SCHOOL, COUNTY, SPECIAL DISTRICT TAXES	176,958.80	Land Area 43.40 Sq. Miles		Reserves for Receivables	749,668.81
RESERVE FOR UNCOLLECTED TAXES	2,408,111.09	Net Valuation Taxable-Municipal	94,503,017	Surplus Dec. 31, 1990	434,013.12
EXPENDITURES TOTAL	4,859,914.26	Net Valuation Taxable-County	88,846,247	Total	1,918,898.75
		State Equalized Valuation	100,171,559		
		State Equalization Ratio	94.27		

0707

Population 1980 **7,987**  
 Population 1990 **7,615**  
 S & P Rating  
 Moody Rating

General Tax Rate Per \$100. **1.48**  
 State Equalized Tax Rate **1.45**

**FAIRFIELD TOWNSHIP - ESSEX COUNTY**  
 Form of Government  
**Small Municipality Plan C (OMCL 50)**  
 Number of Members - 5

PER CAPITA:  
 Gross Debt **901.51**  
 Net Debt **752.66**  
 Debt Service **116.13**  
 Total Tax Levy **3,204.84**  
 Municipal Expenditures **1,112.31**

PER CENT:  
 Gross Debt **.46**  
 Net Debt **.38**  
 Tax Levy Collected **94.33**  
 Tax Levy Cancelled, Abated or Adjusted **1.98**

EXPENDITURES		REVENUES-REALIZED		1990 PROPERTY TAX	
<b>GENERAL GOVERNMENT</b>				<b>STATE EQUALIZED TAX RATE</b>	
Governing Body & Public Boards		1990 Property Taxes Collected	23,089,953.37	Local District School Taxes	.27 4,582,698.00
Municipal Clerk		1990 Payments in Lieu of Taxes		Regional & Consolidated School Tax	.36 6,034,555.01
Financial Administration	105,279.00	Delinquent Tax & Lien Collections	637,474.81	School Taxes in Municipal Budget	
Assessment of Taxes	85,625.00	Business Personalty Replacement Taxes	507,252.00	County Taxes	.55 9,226,339.92
Collection of Taxes	69,505.00	Taxes from Public Utilities	855,006.00	County Library Taxes	
Planning, Housing & Development	35,077.00	Other Miscellaneous Tax Revenues		Local Municipal Purpose Taxes	.26 4,386,529.25
Human Resources	84,015.00	State Aid Revenues	130,218.49	Veteran & Senior Citizen Taxes	
Elections	3,405.00	Federal Aid Revenues		Total Taxes for Rate Computation	1.44 24,293,072.18
General Administration (other)	788,691.00	State and Local Fiscal Assistance Act Utilized		Special District Taxes	
<b>JUDICIARY</b>		Sale of Acquired Property		Bank Corp. Taxes	
Municipal Courts	116,538.94	Other Miscellaneous Revenues	1,880,707.72	Added and Omitted Taxes	174,761.73
<b>PUBLIC SAFETY</b>		Total	27,101,212.39	Total Taxes Levied - ABSTRACT	24,404,883.91
Fire Protection	224,835.70	Prior Years Surplus Appropriated	202,000.00	Total Taxes Billed	24,477,702.61
Police Protection	1,646,050.00	REVENUES TOTAL	27,303,212.39	1990 TAXES COLLECTED	23,089,953.37
Civil Defense & Disaster Control	3,000.00	Reserve For Uncollected Taxes	1,080,000.00	1990 Taxes Cancelled, Abated or Adjusted	483,467.11
Environmental Inspection & Control	24,648.00	<b>CAPITAL OUTLAY TOTAL</b>	116,855.32	Transfer to Tax Title Liens or Foreclosed	29,296.85
Other Public Safety		Public Enterprises	4,433.64	Balance Outstanding Dec. 31, 1990	874,983.28
<b>PUBLIC WORKS</b>		Recreation-Culture	265.80	<b>PRIOR YEARS TAXES OUTSTANDING</b>	
Streets and Drainage	512,994.00	Public Works	40,771.58	Balance January 1, 1990	724,370.71
Sewers and Sewage Processing	145,000.00	Buildings and Grounds	71,384.30	Collected in 1990	637,474.81
Garbage and Trash Disposal	676,000.00	Library and Education		Cancelled, Abated or Adjusted 1990	53,575.34
Public Buildings and Grounds	56,822.00	Conservation		Transfers to Tax Title Liens or Foreclosed	74.24
Other Public Works	2,143.78	All Other		Balance December 31, 1990	33,246.32
<b>HEALTH and WELFARE</b>		<b>CAPITAL DEBT AUTHORIZED, DECEMBER 31, 1990</b>		<b>TAX TITLE LIENS OUTSTANDING</b>	
Health Services Except Environmental	136,064.00	ISSUED AND UNISSUED		Balance January 1, 1990	76,226.40
Welfare-Public Assistance	11,847.00	School	612,069	Transfer From Taxes	29,393.25
Hospital, Clinics, First Aid		Self-Liquidating	973,945	Redeemed in 1990	
Animal, Insect, & Radent Control	4,300.00	Other	5,278,994	Cancelled, Abated or Adjusted (1990)	
Other Welfare Services	200.00	Total	6,865,008	Transfers to Foreclosed Property	
<b>RECREATION and CONSERVATION</b>		<b>ISSUED AND OUTSTANDING</b>		Balance December 31, 1990	105,619.65
Beaches and Boardwalks		School		<b>PROPERTY ACQUIRED BY DEED OR FORECLOSURE</b>	
Parks, Playgrounds, Shade Trees	249,538.00	Self-Liquidating	827,000.00	Balance January 1, 1990	585,538.00
Land Reclamation & Conservation	750.00	Other	4,221,000.00	Transfers From Taxes or Liens	
Other Recreational Services		Total	5,048,000.00	Sale for Cash (1990)	
<b>EDUCATION (excluding schools)</b>		<b>EQUALIZED VALUATION BASIS</b>		Cancelled, Abated or Adjusted (1990)	
Libraries	257,453.72	FOR NET DEBT COMPUTATION	1,500,476,308	Balance December 31, 1990	585,538.00
Other Educational Services		<b>REAL PROPERTY VALUATIONS</b>		<b>CURRENT FINANCES DECEMBER 31, 1990</b>	
<b>STATUTORY EXPENDITURES</b>		Code Class # of Parcels % VAL'N		<b>ASSETS</b>	
Pensions & F. L. C. A.	421,693.64	1 Vacant Land 322 2.61	42,375,200.00	Cash Dec. 31, 1990	1,600,210.94
Employee Fringe Benefits	625,306.00	2 Residential 2270 33.46	543,761,700.00	Taxes Receivable	908,229.60
Other Statutory Expenditures	7,500.00	3 Farm 18 .09	1,479,100.00	Tax Title Liens	105,619.65
<b>CETA And Other Public Employment Programs</b>		4a Commercial 387 26.44	429,644,000.00	Foreclosed Property	585,538.00
<b>MUNICIPAL FUNCTIONS</b>		4b Industrial 279 37.40	607,809,200.00	Emergencies & Other Deferred Charges	78,000.00
<b>CAPITAL IMPROVEMENTS</b>		4c Apartments		State and Federal Aid Receivable	4,848.89
<b>DEBT SERVICE</b>		Total 3276	1,625,069,200.00	Other Receivables	40,562.37
Principal Payments	555,000.00	Land Area 10.58 Sq. Miles		Total	3,323,009.95
Interest Payments	329,335.77	Net Valuation Taxable-Municipal	1,042,184,200	<b>LIABILITIES, RESERVES, AND SURPLUS</b>	
<b>DEFERRED CHARGES</b>		Net Valuation Taxable-County	1,563,466,887	Cash Liabilities	1,153,088.34
<b>SCHOOL, COUNTY, SPECIAL DISTRICT TAXES</b>		State Equalized Valuation	1,676,703,644	Reserves for Receivables	1,639,950.12
<b>RESERVE FOR UNCOLLECTED TAXES</b>		State Equalization Ratio	97.92	Surplus Dec. 31, 1990	529,971.49
<b>EXPENDITURES TOTAL</b>	28,313,806.23			Total	3,323,009.95



Population 1980 10,519  
 Population 1990 10,733  
 S & P Rating  
 Moody Rating A

General Tax Rate Per \$100. 2.13  
 State Equalized Tax Rate 1.77

**FAIRVIEW BOROUGH - BERGEN COUNTY**  
 Form of Government  
 Borough Council  
 Number of Members - 6

PER CAPITA:  
 Gross Debt 179.48  
 Net Debt 178.08  
 Debt Service 32.43  
 Total Tax Levy 1,082.06  
 Municipal Expenditures 622.66

PER CENT:  
 Gross Debt .31  
 Net Debt .30  
 Tax Levy Collected 94.14  
 Tax Levy Cancelled, Abated or Adjusted .25

EXPENDITURES		REVENUES-REALIZED		1990 PROPERTY TAX	
<b>GENERAL GOVERNMENT</b>				<b>STATE EQUALIZED TAX RATE</b> .88	
Governing Body & Public Boards		1990 Property Taxes Collected	10,941,737.77	Local District School Taxes	5,731,110.50
Municipal Clerk		1990 Payments in Lieu of Taxes	78,218.20	Regional & Consolidated School Tax	
Financial Administration	25,002.00	Delinquent Tax & Lien Collections	467,236.36	School Taxes in Municipal Budget	
Assessment of Taxes	46,606.87	Business Personalty Replacement Taxes	212,946.84	County Taxes	1,556,500.35
Collection of Taxes	116,161.62	Taxes from Public Utilities	525,202.00	County Library Taxes	
Planning, Housing & Development	15,684.80	Other Miscellaneous Tax Revenues		Local Municipal Purpose Taxes	4,258,146.30
Human Resources	79,152.00	State Aid Revenues	134,925.08	Veteran & Senior Citizen Taxes	157,700.00
Elections		Federal Aid Revenues		Total Taxes for Rate Computation	11,703,457.15
General Administration (other)	778,641.31	State and Local Fiscal Assistance Act Utilized		Special District Taxes	
<b>JUDICIARY</b>		Sale of Acquired Property		Bank Corp. Taxes	
Municipal Courts	47,766.46	Other Miscellaneous Revenues	563,609.38	Added and Omitted Taxes	67,960.50
<b>PUBLIC SAFETY</b>		Total	12,923,875.63	Total Taxes Levied - ABSTRACT	11,613,717.65
Fire Protection	148,543.91	Prior Years Surplus Appropriated	300,000.00	Total Taxes Billed	11,623,081.26
Police Protection	1,337,930.73	REVENUES TOTAL	13,223,875.63	1990 TAXES COLLECTED	10,941,737.77
Civil Defense & Disaster Control	41,821.27	Reserve For Uncollected Taxes	670,012.99	1990 Taxes Cancelled, Abated or Adjusted	29,628.51
Environmental Inspection & Control	60,745.89			Transfer to Tax Title Liens or Foreclosed	1,495.26
Other Public Safety				Balance Outstanding Dec. 31, 1990	650,219.59
<b>PUBLIC WORKS</b>		<b>CAPITAL OUTLAY TOTAL</b>	227,700.65	<b>PRIOR YEARS TAXES OUTSTANDING</b>	
Streets and Drainage	358,224.58	Public Enterprises		Balance January 1, 1990	616,278.30
Sewers and Sewage Processing	688,819.89	Recreation-Culture		Collected in 1990	467,236.36
Garbage and Trash Disposal	776,718.69	Public Works	86,268.25	Cancelled, Abated or Adjusted 1990	
Public Buildings and Grounds	83,754.80	Buildings and Grounds	141,432.40	Transfers to Tax Title Liens or Foreclosed	
Other Public Works	19,500.00	Library and Education		Balance December 31, 1990	149,041.94
<b>HEALTH and WELFARE</b>		Conservation		<b>TAX TITLE LIENS OUTSTANDING</b>	
Health Services Except Environmental	63,826.01	All Other		Balance January 1, 1990	2,986.15
Welfare-Public Assistance	32,931.93			Transfer From Taxes	1,495.26
Hospital, Clinics, First Aid		<b>CAPITAL DEBT AUTHORIZED, DECEMBER 31, 1990</b>		Redeemed in 1990	
Animal, Insect, & Rodent Control		<b>ISSUED AND UNISSUED</b>		Cancelled, Abated or Adjusted (1990)	
Other Welfare Services		School	15,000	Transfers to Foreclosed Property	
<b>RECREATION and CONSERVATION</b>		Self-Liquidating		Balance December 31, 1990	4,481.41
Beaches and Boardwalks		Other	1,911,342	<b>PROPERTY ACQUIRED BY DEED OR FORECLOSURE</b>	
Parks, Playgrounds, Shade Trees	36,507.04	Total	1,926,342	Balance January 1, 1990	250.00
Land Reclamation & Conservation	1,214.07	<b>ISSUED AND OUTSTANDING</b>		Transfers From Taxes or Liens	
Other Recreational Services	27,150.00	School	15,000.00	Sale for Cash (1990)	
<b>EDUCATION (excluding schools)</b>		Self-Liquidating		Cancelled, Abated or Adjusted (1990)	
Libraries	116,850.00	Other	1,765,942.00	Balance December 31, 1990	250.00
Other Educational Services		Total	1,780,942.00	<b>CURRENT FINANCES DECEMBER 31, 1990</b>	
<b>STATUTORY EXPENDITURES</b>		<b>EQUALIZED VALUATION BASIS FOR NET DEBT COMPUTATION</b>	627,926,983	<b>ASSETS</b>	
Pensions & F. I. C. A.	345,684.15	<b>REAL PROPERTY VALUATIONS</b>		Cash Dec. 31, 1990	927,760.04
Employee Fringe Benefits	295,182.77	Code Class # of Parcels % VAL'N	ASSESSED VALUATION	Taxes Receivable	799,261.53
Other Statutory Expenditures	14,869.24	1 Vacant Land 84 1.59	3,621,700.00	Tax Title Liens	4,481.41
CETA And Other Public Employment Programs		2 Residential 2023 60.87	329,875,100.00	Foreclosed Property	250.00
<b>MUNICIPAL FUNCTIONS TOTAL</b>	5,558,290.03	3 Farm		Emergencies & Other Deferred Charges	143,167.09
<b>CAPITAL IMPROVEMENTS *MEMO*</b>	16,266.76	4a Commercial 214 18.03	97,703,450.00	State and Federal Aid Receivable	
<b>DEBT SERVICE</b>		4b Industrial 128 10.05	54,480,200.00	Other Receivables	30,749.28
Principal Payments	243,778.00	4c Apartments 106 9.46	51,288,300.00	Total	1,905,669.35
Interest Payments	104,256.27	Total 2555	541,973,750.00	<b>LIABILITIES, RESERVES, AND SURPLUS</b>	
<b>DEFERRED CHARGES</b>	106,661.53	Land Area .90 Sq. Miles		Cash Liabilities	920,913.02
SCHOOL, COUNTY, SPECIAL DISTRICT TAXES	7,287,610.85	Net Valuation Taxable-Municipal	542,493,926	Reserves for Receivables	834,742.22
RESERVE FOR UNCOLLECTED TAXES	670,012.99	Net Valuation Taxable-County	661,122,052	Surplus Dec. 31, 1990	150,014.11
<b>EXPENDITURES TOTAL</b>	13,970,609.67	State Equalized Valuation	653,107,473	Total	1,905,669.35
		State Equalization Ratio	83.05		



2005

Population 1980 7,767  
 Population 1990 7,115  
 S & P Rating  
 Moody Rating A1

General Tax Rate Per \$100.

State Equalized Tax Rate

4.76

2.16

FANWOOD BOROUGH - UNION COUNTY  
 Form of Government  
 Borough Council  
 Number of Members - 6

PER CAPITA:

Gross Debt 504.96  
 Net Debt 504.86  
 Debt Service 68.11  
 Total Tax Levy 1,485.18  
 Municipal Expenditures 590.89

PER CENT:

Gross Debt .76  
 Net Debt .76  
 Tax Levy Collected 97.15  
 Tax Levy Cancelled, Abated or Adjusted .13

EXPENDITURES		REVENUES-REALIZED		1990 PROPERTY TAX	
GENERAL GOVERNMENT		1990 Property Taxes Collected		STATE EQUALIZED TAX RATE	
Governing Body & Public Boards		1990 Payments in Lieu of Taxes	10,279,716.29	Local District School Taxes	
Municipal Clerk		Delinquent Tax & Lien Collections	104,019.44	Regional & Consolidated School Tax	1.25
Financial Administration	35,600.00	Business Personalty Replacement Taxes	40,123.32	School Taxes in Municipal Budget	
Assessment of Taxes	15,650.00	Taxes from Public Utilities	647,069.00	County Taxes	.41
Collection of Taxes	25,888.00	Other Miscellaneous Tax Revenues		County Library Taxes	
Planning, Housing & Development	51,520.00	State Aid Revenues	81,457.06	Local Municipal Purpose Taxes	.50
Human Resources	53,511.24	Federal Aid Revenues		Veteran & Senior Citizen Taxes	
Elections		State and Local Fiscal Assistance Act Utilized		Total Taxes for Rate Computation	2.16
General Administration (other)	442,140.00	Sale of Acquired Property		Special District Taxes	
JUDICIARY		Other Miscellaneous Revenues	442,247.38	Bank Corp. Taxes	
Municipal Courts	73,310.00	Total	11,655,172.49	Added and Omitted Taxes	
PUBLIC SAFETY		Prior Years Surplus Appropriated	427,000.00	Total Taxes Levied - ABSTRACT	903.21
Fire Protection	114,342.60	REVENUES	12,032,172.49	Total Taxes Billed	10,567,036.28
Police Protection	978,461.00	Reserve For Uncollected Taxes	267,000.00	1990 TAXES COLLECTED	10,279,716.29
Civil Defense & Disaster Control	2,000.00	CAPITAL OUTLAY	305,261.62	1990 Taxes Cancelled, Abated or Adjusted	13,406.62
Environmental Inspection & Control	47,765.00	TOTAL		Transfer to Tax Title Liens or Foreclosed	8,111.00
Other Public Safety				Balance Outstanding Dec. 31, 1990	230,512.70
PUBLIC WORKS				PRIOR YEARS TAXES OUTSTANDING	
Streets and Drainage	401,975.00	Public Enterprises		Balance January 1, 1990	167,141.97
Sewers and Sewage Processing	310,300.00	Recreation-Culture	3,200.00	Collected in 1990	156,733.69
Garbage and Trash Disposol		Public Works	18,194.41	Cancelled, Abated or Adjusted 1990	
Public Buildings and Grounds		Buildings and Grounds	283,807.21	Transfers to Tax Title Liens or Foreclosed	7,236.70
Other Public Works		Library and Education		Balance December 31, 1990	3,171.58
HEALTH and WELFARE		Conservation		TAX TITLE LIENS OUTSTANDING	
Health Services Except Environmental	39,468.00	All Other		Balance January 1, 1990	10,583.35
Welfare-Public Assistance	9,550.00	CAPITAL DEBT AUTHORIZED, DECEMBER 31, 1990		Transfer From Taxes	16,923.02
Hospital, Clinics, First Aid		ISSUED AND UNISSUED		Redeemed in 1990	7,235.75
Animal, Insect, & Rodent Control	1.00	School		Cancelled, Abated or Adjusted (1990)	
Other Welfare Services		Self-Liquidating		Transfers to Foreclosed Property	
RECREATION and CONSERVATION		Other	3,592,100	Balance December 31, 1990	20,220.62
Beaches and Boardwalks		Total	3,592,100	PROPERTY ACQUIRED BY DEED OR	
Parks, Playgrounds, Shade Trees	96,210.00	ISSUED AND OUTSTANDING		FORECLOSURE	
Land Reclamation & Conservation	7,460.00	School		Balance January 1, 1990	12,279.00
Other Recreational Services	3,755.00	Self-Liquidating		Transfers From Taxes or Liens	
EDUCATION (excluding schools)		Other	3,458,000.00	Sale for Cash (1990)	
Libraries	178,100.00	Total	3,458,000.00	Cancelled, Abated or Adjusted (1990)	
Other Educational Services		EQUALIZED VALUATION BASIS		Balance December 31, 1990	12,279.00
STATUTORY EXPENDITURES		FOR NET DEBT COMPUTATION	471,675,099	CURRENT FINANCES DECEMBER 31, 1990	
Pensions & F. L. C. A.	263,702.00	REAL PROPERTY VALUATIONS		ASSETS	
Employee Fringe Benefits	278,770.00	Code Class # of Parcels % VAL'N		Cash Dec. 31, 1990	1,159,902.50
Other Statutory Expenditures	1.00	1 Vacant Land 60 .90	1,987,300.00	Taxes Receivable	283,684.28
CETA And Other Public Employment Programs		2 Residential 2431 91.63	203,297,500.00	Tax Title Liens	20,220.62
MUNICIPAL FUNCTIONS		3 Form		Foreclosed Property	12,279.00
CAPITAL IMPROVEMENTS	*MEMO*	4a Commercial 74 6.05	13,420,000.00	Emergencies & Other Deferred Charges	65,400.00
DEBT SERVICE		4b Industrial 19 1.43	3,166,900.00	State and Federal Aid Receivable	1,250.00
Principal Payments	255,000.00	4c Apartments		Other Receivables	18,261.93
Interest Payments	229,596.88	Total	221,871,700.00	Total	1,560,998.33
DEFERRED CHARGES	17,600.00	Land Area 1.29 Sq. Miles		LIABILITIES, RESERVES, AND SURPLUS	
SCHOOL, COUNTY, SPECIAL DISTRICT TAXES	8,122,995.22	Net Valuation Taxable-Municipal	222,286,626	Cash Liabilities	726,264.75
RESERVE FOR UNCOLLECTED TAXES	267,000.00	Net Valuation Taxable-County	475,322,251	Reserves for Receivables	334,445.83
EXPENDITURES		State Equalized Valuation	490,197,928	Surplus Dec. 31, 1990	500,287.75
TOTAL	12,327,191.94	State Equalization Ratio	45.30	Total	1,560,998.33

Population 1980 677  
 Population 1990 657  
 S & P Rating  
 Moody Rating

General Tax Rate Per \$100. 1.33  
 State Equalized Tax Rate .97

**FAR HILLS BORO. - SOMERSET CO.**  
**Form of Government**  
**Borough Council**  
**Number of Members - 6**

PER CAPITA:  
 Gross Debt  
 Net Debt  
 Debt Service  
 Total Tax Levy 2,439.33  
 Municipal Expenditures 1,095.49

PER CENT:  
 Gross Debt  
 Net Debt  
 Tax Levy Collected 96.34  
 Tax Levy Cancelled, Abated or Adjusted .03

EXPENDITURES		REVENUES-REALIZED		1990 PROPERTY TAX	
<b>GENERAL GOVERNMENT</b>				<b>STATE EQUALIZED TAX RATE</b>	
Governing Body & Public Boards	750.00	1990 Property Taxes Collected	1,545,597.36	Local District School Taxes	26 428,991.00
Municipal Clerk		1990 Payments in Lieu of Taxes		Regional & Consolidated School Tax	
Financial Administration	14,350.00	Delinquent Tax & Lien Collections	56,777.05	School Taxes in Municipal Budget	
Assessment of Taxes	4,900.00	Business Personalty Replacement Taxes	10,591.16	County Taxes	.37 * 608,687.63
Collection of Taxes	6,650.00	Taxes from Public Utilities	49,852.00	County Library Taxes	
Planning, Housing & Development	24,900.00	Other Miscellaneous Tax Revenues		Local Municipal Purpose Taxes	.34 559,599.80
Human Resources	3,427.00	State Aid Revenues	5,286.79	Veteran & Senior Citizen Taxes	
Elections		Federal Aid Revenues		Total Taxes for Rate Computation	.97 1,600,278.43
General Administration (other)	105,700.00	State and Local Fiscal Assistance Act Utilized		Special District Taxes	
<b>JUDICIARY</b>		Sale of Acquired Property		Bank Corp. Taxes	
Municipal Courts	19,100.00	Other Miscellaneous Revenues	133,643.33	Added and Omitted Taxes	
<b>PUBLIC SAFETY</b>		Total	1,801,747.71	Total Taxes Levied - ABSTRACT	1,602,637.22
Fire Protection	33,789.20	Prior Years Surplus Appropriated	150,000.00	Total Taxes Billed	1,604,311.11
Police Protection	186,619.66	REVENUES TOTAL	1,951,747.71	1990 TAXES COLLECTED	1,545,597.38
Civil Defense & Disaster Control		Reserve For Uncollected Taxes	79,179.99	1990 Taxes Cancelled, Abated or Adjusted	424.27
Environmental Inspection & Control	15,700.00	<b>CAPITAL OUTLAY TOTAL</b>	133,789.35	Transfer to Tax Title Liens or Foreclosed	22,555.47
Other Public Safety		Public Enterprises		Balance Outstanding Dec. 31, 1990	35,733.99
<b>PUBLIC WORKS</b>		Recreation—Culture		<b>PRIOR YEARS TAXES OUTSTANDING</b>	
Streets and Drainage	50,300.00	Public Works	35,619.95	Balance January 1, 1990	74,372.65
Sewers and Sewage Processing	72,434.00	Buildings and Grounds	98,169.40	Collected in 1990	56,777.05
Gorbage and Trash Disposal	12,000.00	Library and Education		Cancelled, Abated or Adjusted 1990	
Public Buildings and Grounds	23,300.00	Conservation		Transfers to Tax Title Liens or Foreclosed	17,595.60
Other Public Works		All Other		Balance December 31, 1990	
<b>HEALTH and WELFARE</b>		<b>CAPITAL DEBT AUTHORIZED, DECEMBER 31, 1990</b>		<b>TAX TITLE LIENS OUTSTANDING</b>	
Health Services Except Environmental	4,534.00	ISSUED AND UNISSUED		Balance January 1, 1990	
Welfare-Public Assistance	600.00	School		Transfer From Taxes	44,440.09
Hospital, Clinics, First Aid		Self-Liquidating		Redeemed in 1990	
Animal, Insect, & Rodent Control		Other		Cancelled, Abated or Adjusted (1990)	
Other Welfare Services	500.00	Total		Transfers to Foreclosed Property	
<b>RECREATION and CONSERVATION</b>		ISSUED AND OUTSTANDING		Balance December 31, 1990	44,440.09
Beaches and Boardwalks		School		<b>PROPERTY ACQUIRED BY DEED OR FORECLOSURE</b>	
Parks, Playgrounds, Shade Trees	9,500.00	Self-Liquidating		Balance January 1, 1990	
Land Reclamation & Conservation	500.00	Other		Transfers From Taxes or Liens	
Other Recreational Services	200.00	Total		Sale for Cash (1990)	
<b>EDUCATION (excluding schools)</b>		<b>EQUALIZED VALUATION BASIS FOR NET DEBT COMPUTATION</b>	146,506,755	Cancelled, Abated or Adjusted (1990)	
Libraries		<b>REAL PROPERTY VALUATIONS</b>		Balance December 31, 1990	
Other Educational Services		Code Class # of Parcels % VAL'N		<b>CURRENT FINANCES DECEMBER 31, 1990</b>	
<b>STATUTORY EXPENDITURES</b>				<b>ASSETS</b>	
Pensions & F. I. C. A.	29,000.00	1 Vacant Land 24 6.58	7,890,400.00	Cash Dec. 31, 1990	504,330.26
Employee Fringe Benefits		2 Residential 193 75.27	90,260,400.00	Taxes Receivable	35,733.99
Other Statutory Expenditures	1,400.00	3 Farm 32 6.22	7,459,500.00	Tax Title Liens	44,440.09
CETA And Other Public Employment Programs		4a Commercial 25 11.93	14,305,600.00	Foreclosed Property	
<b>MUNICIPAL FUNCTIONS TOTAL</b>	620,153.86	4b Industrial		Emergencies & Other Deferred Charges	22,000.00
<b>CAPITAL IMPROVEMENTS *MEMO*</b>	115,000.00	4c Apartments		State and Federal Aid Receivable	
<b>DEBT SERVICE</b>		Total 274	119,915,900.00	Other Receivables	
Principal Payments		Land Area 4.90 Sq. Miles		Total	606,504.34
Interest Payments		Net Valuation Taxable-Municipal	120,221,979	<b>LIABILITIES, RESERVES, AND SURPLUS</b>	
<b>DEFERRED CHARGES</b>	20,400.00	Net Valuation Taxable-County	143,865,529	Cash Liabilities	129,789.57
<b>SCHOOL, COUNTY, SPECIAL DISTRICT TAXES</b>	1,037,678.63	State Equalized Valuation	164,574,435	Reserves for Receivables	80,174.08
<b>RESERVE FOR UNCOLLECTED TAXES</b>	79,179.99	State Equalization Ratio	73.00	Surplus Dec. 31, 1990	396,540.69
<b>EXPENDITURES TOTAL</b>	1,757,412.48			Total	606,504.34



1314

Population 1980 1,348  
Population 1990 1,462  
S & P Rating  
Moody Rating

General Tax Rate Per \$100. 4.50  
State Equalized Tax Rate 1.81

FARMINGDALE BORO. - MONMOUTH CO.  
Form of Government  
Borough Council  
Number of Members - 6

PER CAPITA:  
Gross Debt 2,743.11  
Net Debt 755.21  
Debt Service  
Total Tax Levy 1,042.24  
Municipal Expenditures 335.73

PER CENT:  
Gross Debt 5.73  
Net Debt 1.58  
Tax Levy Collected 92.10  
Tax Levy Cancelled, Abated or Adjusted .32

EXPENDITURES		REVENUES-REALIZED		1990 PROPERTY TAX	
<b>GENERAL GOVERNMENT</b>				<b>STATE EQUALIZED TAX RATE</b>	
Governing Body & Public Boards		1990 Property Taxes Collected	1,403,571.84	Local District School Taxes	.92 768,454.25
Municipal Clerk		1990 Payments in Lieu of Taxes		Regional & Consolidated School Tax	.24 199,130.12
Financial Administration	24,789.03	Delinquent Tax & Lien Collections	64,612.46	School Taxes in Municipal Budget	
Assessment of Taxes	7,935.00	Business Personalty Replacement Taxes	22,076.80	County Taxes	.39 * 322,120.36
Collection of Taxes	5,977.92	Taxes from Public Utilities	63,130.00	County Library Taxes	.01 10,397.32
Planning, Housing & Development	5,175.00	Other Miscellaneous Tax Revenues		Local Municipal Purpose Taxes	.25 208,052.05
Human Resources		State Aid Revenues		Veteran & Senior Citizen Taxes	9,750.00
Elections	500.00	Federal Aid Revenues		Total Taxes for Rate Computation	1.81 1,517,904.10
General Administration (other)	88,240.87	State and Local Fiscal Assistance Act Utilized		Special District Taxes	
<b>JUDICIARY</b>		Sale of Acquired Property		Bank Corp. Taxes	
Municipal Courts	13,315.01	Other Miscellaneous Revenues	95,260.33	Added and Omitted Taxes	15,600.30
<b>PUBLIC SAFETY</b>		Total	1,648,651.43	Total Taxes Levied - ABSTRACT	1,523,754.40
Fire Protection	14,950.00	Prior Years Surplus Appropriated	130,000.00	Total Taxes Billed	1,523,967.19
Police Protection	74,740.60	REVENUES TOTAL	1,778,651.43	1990 TAXES COLLECTED	1,403,571.84
Civil Defense & Disaster Control	3,258.86	Reserve For Uncollected Taxes	131,206.51	1990 Taxes Cancelled, Abated or Adjusted	4,931.44
Environmental Inspection & Control	17,933.00	<b>CAPITAL OUTLAY TOTAL</b>	215,873.30	Transfer to Tax Title Liens or Foreclosed	38,040.24
Other Public Safety				Balance Outstanding Dec. 31, 1990	76,823.67
<b>PUBLIC WORKS</b>				<b>PRIOR YEARS TAXES OUTSTANDING</b>	
Streets and Drainage	33,649.00	Public Enterprises		Balance January 1, 1990	64,849.01
Sewers and Sewage Processing		Recreation-Culture		Collected in 1990	64,612.46
Garbage and Trash Disposal	6,750.00	Public Works	183,241.64	Cancelled, Abated or Adjusted 1990	236.55
Public Buildings and Grounds		Buildings and Grounds	32,631.66	Transfers to Tax Title Liens or Foreclosed	
Other Public Works		Library and Education		Balance December 31, 1990	
<b>HEALTH and WELFARE</b>		Conservation		<b>TAX TITLE LIENS OUTSTANDING</b>	
Health Services Except Environmental		All Other		Balance January 1, 1990	67,607.94
Welfare-Public Assistance	1,255.00			Transfer From Taxes	30,640.24
Hospital, Clinics, First Aid		<b>CAPITAL DEBT AUTHORIZED, DECEMBER 31, 1990</b>		Redeemed in 1990	
Animal, Insect, & Rodent Control		ISSUED AND UNISSUED		Cancelled, Abated or Adjusted (1990)	
Other Welfare Services		School	2,017,126	Transfers to Foreclosed Property	
<b>RECREATION and CONSERVATION</b>		Self-Liquidating	1,488,077	Balance December 31, 1990	106,248.18
Beaches and Boardwalks		Other	505,223	<b>PROPERTY ACQUIRED BY DEED OR FORECLOSURE</b>	
Parks, Playgrounds, Shade Trees		Total	4,010,426	Balance January 1, 1990	1,200.00
Land Reclamation & Conservation	15,820.00			Transfers From Taxes or Liens	
Other Recreational Services	6,200.00	ISSUED AND OUTSTANDING		Sale for Cash (1990)	
<b>EDUCATION (excluding schools)</b>		School	717,126.47	Cancelled, Abated or Adjusted (1990)	
Libraries		Self-Liquidating	995,000.00	Balance December 31, 1990	1,200.00
Other Educational Services		Other	100,000.00	<b>CURRENT FINANCES DECEMBER 31, 1990</b>	
<b>STATUTORY EXPENDITURES</b>		Total	1,812,126.47	<b>ASSETS</b>	
Pensions & F. I. C. A.	15,126.88	<b>EQUALIZED VALUATION BASIS</b>		Cash Dec. 31, 1990	706,305.78
Employee Fringe Benefits	6,500.00	<b>FOR NET DEBT COMPUTATION</b>	69,938,297	Taxes Receivable	76,823.67
Other Statutory Expenditures	500.00	<b>REAL PROPERTY VALUATIONS</b>		Tax Title Liens	106,248.18
<b>CETA And Other Public Employment Programs</b>		Code Class # of Parcels % VAL'N		Foreclosed Property	1,200.00
<b>MUNICIPAL FUNCTIONS TOTAL</b>	342,616.17			Emergencies & Other Deferred Charges	15,292.73
<b>CAPITAL IMPROVEMENTS *MEMO*</b>	3,000.00	1 Vacant Land 52 2.40	769,100.00	State and Federal Aid Receivable	10,396.50
<b>DEBT SERVICE</b>		2 Residential 333 64.75	20,750,500.00	Other Receivables	216,484.21
Principal Payments		3 Farm 2 .72	229,300.00	Total	1,133,251.07
Interest Payments		4a Commercial 33 14.45	4,632,000.00	<b>LIABILITIES, RESERVES, AND SURPLUS</b>	
<b>DEFERRED CHARGES</b>	17,020.85	4b Industrial 5 8.93	2,862,400.00	Cash Liabilities	510,640.42
<b>SCHOOL, COUNTY, SPECIAL DISTRICT TAXES</b>	1,300,102.05	4c Apartments 2 8.75	2,804,800.00	Reserves for Receivables	400,756.06
<b>RESERVE FOR UNCOLLECTED TAXES</b>	131,206.51	Total	32,048,100.00	Surplus Dec. 31, 1990	221,354.59
<b>EXPENDITURES TOTAL</b>	1,790,945.58	Land Area .50 Sq. Miles		Total	1,133,251.07
		Net Valuation Taxable-Municipal	33,496,930		
		Net Valuation Taxable-County	77,006,337		
		State Equalized Valuation	80,952,923		
		State Equalization Ratio	40.31		



0314

Population 1980 597  
 Population 1990 579  
 S & P Rating  
 Moody Rating

General Tax Rate Per \$100.

3.02

State Equalized Tax Rate

2.51

## FIELDSBORO BORO. - BURLINGTON CO.

Form of Government  
 Borough Council  
 Number of Members - 6

PER CAPITAL:

Gross Debt 355.35  
 Net Debt 355.35  
 Debt Service 10.85  
 Total Tax Levy 1,011.13  
 Municipal Expenditures 554.80

PER CENT:

Gross Debt .95  
 Net Debt .95  
 Tax Levy Collected 85.64  
 Tax Levy Cancelled, Abated  
 or Adjusted

EXPENDITURES		REVENUES-REALIZED		1990 PROPERTY TAX	
GENERAL GOVERNMENT		1990 Property Taxes Collected		STATE EQUALIZED TAX RATE	
Governing Body & Public Boards			501,432.54	Local District School Taxes	1.26 292,792.50
Municipal Clerk		1990 Payments in Lieu of Taxes		Regional & Consolidated School Tax	
Financial Administration	6,715.00	Delinquent Tax & Lien Collections	63,378.52	School Taxes in Municipal Budget	
Assessment of Taxes	4,710.00	Business Personalty Replacement Taxes	65,648.24	County Taxes	.63 146,939.00
Collection of Taxes	5,200.00	Taxes from Public Utilities	34,208.00	County Library Taxes	.04 8,442.64
Planning, Housing & Development	4,134.16	Other Miscellaneous Tax Revenues		Local Municipal Purpose Taxes	.58 133,840.00
Human Resources		State Aid Revenues	1,175.07	Veteran & Senior Citizen Taxes	
Elections		Federal Aid Revenues		Total Taxes far Rate Computation	2.51 587,314.14
General Administration (other)	63,895.25	State and Local Fiscal Assistance Act Utilized		Special District Taxes	
JUDICIARY		Sale of Acquired Property	27,822.08	Bank Corp. Taxes	
Municipal Courts	7,633.29	Other Miscellaneous Revenues		Added and Omitted Taxes	
PUBLIC SAFETY		Total	693,666.45	Total Taxes Levied - ABSTRACT	3,429.96
Fire Protection	4,650.00	Prior Years Surplus Appropriated	25,000.00	Total Taxes Billed	585,444.10
Police Protection	11,500.00	REVENUES TOTAL	718,666.45	1990 TAXES COLLECTED	501,432.54
Civil Defense & Disaster Control	300.00	Reserve For Uncollected Taxes	84,939.30	1990 Taxes Cancelled, Abated or Adjusted	
Environmental Inspection & Control		CAPITAL OUTLAY TOTAL	81,587.61	Transfer to Tax Title Liens or Foreclosed	5,532.10
Other Public Safety		Public Enterprises		Balance Outstanding Dec. 31, 1990	78,555.00
PUBLIC WORKS		Recreation-Culture		PRIOR YEARS TAXES OUTSTANDING	
Streets and Drainage	28,150.75	Public Works	76,672.39	Balance January 1, 1990	66,234.94
Sewers and Sewage Processing	30,000.00	Buildings and Grounds	4,915.22	Collected in 1990	63,251.71
Garbage and Trash Disposal	23,200.00	Library and Education		Cancelled, Abated or Adjusted 1990	
Public Buildings and Grounds	16,208.69	Conservation		Transfers to Tax Title Liens or Foreclosed	
Other Public Works		All Other		Balance December 31, 1990	2,983.23
HEALTH and WELFARE		CAPITAL DEBT AUTHORIZED, DECEMBER 31, 1990		TAX TITLE LIENS OUTSTANDING	
Health Services Except Environmental	50.00	ISSUED AND UNISSUED		Balance January 1, 1990	14,254.73
Welfare-Public Assistance	425.00	School		Transfer From Taxes	5,532.10
Hospital, Clinics, First Aid		Self-Liquidating		Redeemed in 1990	126.81
Animal, Insect, & Rodent Control		Other	205,750	Cancelled, Abated or Adjusted (1990)	
Other Welfare Services		Total	205,750	Transfers to Foreclosed Property	
RECREATION and CONSERVATION		ISSUED AND OUTSTANDING		Balance December 31, 1990	19,660.02
Beaches and Boardwalks		School		PROPERTY ACQUIRED BY DEED OR	
Parks, Playgrounds, Shade Trees	1,500.00	Self-Liquidating		FORECLOSURE	
Land Reclamation & Conservation		Other	95,000.00	Balance January 1, 1990	300.00
Other Recreational Services		Total	95,000.00	Transfers From Taxes or Liens	
EDUCATION (excluding schools)		EQUALIZED VALUATION BASIS		Sale for Cash (1990)	
Libraries	50.00	FOR NET DEBT COMPUTATION	21,610,738	Cancelled, Abated or Adjusted (1990)	
Other Educational Services		REAL PROPERTY VALUATIONS		Balance December 31, 1990	300.00
STATUTORY EXPENDITURES		Code Class # of Parcels % VAL'N ASSESSED VALUATION		CURRENT FINANCES DECEMBER 31, 1990	
Pensions & F. I. C. A.	5,550.42	1 Vacant Land 67 2.91	559,500.00	ASSETS	
Employee Fringe Benefits		2 Residential 166 64.04	12,332,500.00	Cash Dec. 31, 1990	138,385.64
Other Statutory Expenditures	400.00	3 Farm		Taxes Receivable	81,538.23
CETA And Other Public Employment Programs		4a Commercial 8 7.40	1,425,300.00	Tax Title Liens	19,660.02
MUNICIPAL FUNCTIONS TOTAL	214,822.56	4b Industrial 1 25.65	4,940,100.00	Foreclosed Property	300.00
CAPITAL IMPROVEMENTS *MEMO*	5,000.00	4c Apartments		Emergencies & Other Deferred Charges	4,547.14
DEBT SERVICE		Total	19,257,400.00	State and Federal Aid Receivable	117.40
Principal Payments	6,281.00	Land Area .30 Sq. Miles		Other Receivables	44,486.66
Interest Payments		Net Valuation Taxable-Municipal	19,287,262	Total	289,035.09
DEFERRED CHARGES	15,133.90	Net Valuation Taxable-County	25,219,025	LIABILITIES, RESERVES, AND SURPLUS	
SCHOOL, COUNTY, SPECIAL DISTRICT TAXES	448,174.14	State Equalized Valuation	23,242,736	Cash Liabilities	46,668.37
RESERVE FOR UNCOLLECTED TAXES	64,939.30	State Equalization Ratio	82.96	Reserves for Receivables	145,984.91
EXPENDITURES TOTAL	769,400.90			Surplus Dec. 31, 1990	96,381.81
				Total	289,035.09

Population 1980 4,132  
 Population 1990 4,047  
 S & P Rating  
 Moody Rating

General Tax Rate Per \$100.

2.64

State Equalized Tax Rate

1.82

## FLEMINGTON BORO. - HUNTERDON CO.

Form of Government

Borough Council

Number of Members - 6

PER CAPITA:

Gross Debt 1,201.81

Net Debt 107.83

Debt Service

Total Tax Levy 1,422.36

Municipal Expenditures 573.44

PER CENT:

Gross Debt 1.59

Net Debt .14

Tax Levy Collected 95.52

Tax Levy Cancelled, Abated or Adjusted 2.8

EXPENDITURES		REVENUES-REALIZED		1990 PROPERTY TAX	
<b>GENERAL GOVERNMENT</b>				STATE EQUALIZED TAX RATE	
Governing Body & Public Boards				Local District School Taxes	2,354,593.21
Municipal Clerk				Regional & Consolidated School Tax	1,182,775.12
Financial Administration	37,865.00			School Taxes in Municipal Budget	
Assessment of Taxes	20,124.00			County Taxes	1,042,512.63
Collection of Taxes	26,065.04			County Library Taxes	
Planning, Housing & Development	11,845.00			Local Municipal Purpose Taxes	1,140,056.10
Human Resources	56,746.08			Veteran & Senior Citizen Taxes	21,200.00
Elections				Total Taxes for Rate Computation	5,741,227.06
General Administration (other)	315,295.84			Special District Taxes	
<b>JUDICIARY</b>				Bank Corp. Taxes	
Municipal Courts	49,750.00			Added and Omitted Taxes	30,268.32
<b>PUBLIC SAFETY</b>				Total Taxes Levied - ABSTRACT	5,756,295.38
Fire Protection	64,415.10			Total Taxes Billed	5,763,019.68
Police Protection	438,397.45			1990 TAXES COLLECTED	5,505,118.23
Civil Defense & Disaster Control	500.00			1990 Taxes Cancelled, Abated or Adjusted	16,162.08
Environmental Inspection & Control	19,849.01			Transfer to Tax Title Liens or Foreclosed	15,092.83
Other Public Safety				Balance Outstanding Dec. 31, 1990	226,646.49
<b>PUBLIC WORKS</b>				<b>PRIOR YEARS TAXES OUTSTANDING</b>	
Streets and Drainage	211,274.56			Balance January 1, 1990	179,497.13
Sewers and Sewage Processing	5,000.00			Collected in 1990	178,524.40
Garbage and Trash Disposal	202,612.00			Cancelled, Abated or Adjusted 1990	84.59
Public Buildings and Grounds	83,850.10			Transfers to Tax Title Liens or Foreclosed	
Other Public Works				Balance December 31, 1990	888.14
<b>HEALTH and WELFARE</b>				<b>TAX TITLE LIENS OUTSTANDING</b>	
Health Services Except Environmental	9,342.00			Balance January 1, 1990	31,424.33
Welfare-Public Assistance	21,400.00			Transfer From Taxes	15,092.83
Hospital, Clinics, First Aid				Redeemed in 1990	29,042.36
Animal, Insect, & Rodent Control	3,575.00			Cancelled, Abated or Adjusted (1990)	
Other Welfare Services				Transfers to Foreclosed Property	
<b>RECREATION and CONSERVATION</b>				Balance December 31, 1990	17,474.90
Beaches and Boardwalks				<b>PROPERTY ACQUIRED BY DEED OR FORECLOSURE</b>	
Parks, Playgrounds, Shade Trees	5,000.00			Balance January 1, 1990	24,000.00
Land Reclamation & Conservation	21,680.00			Transfers From Taxes or Liens	
Other Recreational Services	17,000.00			Sale for Cash (1990)	
<b>EDUCATION (excluding schools)</b>				Cancelled, Abated or Adjusted (1990)	
Libraries	125,208.00			Balance December 31, 1990	24,000.00
Other Educational Services				<b>CURRENT FINANCES DECEMBER 31, 1990</b>	
<b>STATUTORY EXPENDITURES</b>				<b>ASSETS</b>	
Pensions & F. I. C. A.	101,550.91			Cash Dec. 31, 1990	883,681.08
Employee Fringe Benefits	105,350.00			Taxes Receivable	227,534.63
Other Statutory Expenditures	50.00			Tax Title Liens	17,474.90
CETA And Other Public Employment Programs				Foreclosed Property	24,000.00
<b>MUNICIPAL FUNCTIONS</b>				Emergencies & Other Deferred Charges	84,095.00
<b>CAPITAL IMPROVEMENTS</b>				State and Federal Aid Receivable	
<b>DEBT SERVICE</b>				Other Receivables	19,594.20
Principal Payments				Total	1,256,379.81
Interest Payments				<b>LIABILITIES, RESERVES, AND SURPLUS</b>	
<b>DEFERRED CHARGES</b>				Cash Liabilities	289,398.15
SCHOOL, COUNTY, SPECIAL DISTRICT TAXES	129,859.31			Reserves for Receivables	286,126.89
RESERVE FOR UNCOLLECTED TAXES	4,579,970.96			Surplus Dec. 31, 1990	680,354.77
<b>EXPENDITURES</b>				Total	1,256,379.81
<b>TOTAL</b>	6,900,691.28				



Population 1980 9,084  
 Population 1990 10,266  
 S & P Rating  
 Moody Rating A

General Tax Rate Per \$100. 3.29  
 State Equalized Tax Rate 2.00

**FLORENCE TWP. - BURLINGTON COUNTY**  
 Form of Government  
 Mayor-Council Plan F (OMCL 50)  
 Number of Members - 5

PER CAPITA:  
 Gross Debt 1,038.39  
 Net Debt 1,029.43  
 Debt Service 55.44  
 Total Tax Levy 869.91  
 Municipal Expenditures 471.88

PER CENT:  
 Gross Debt 2.78  
 Net Debt 2.76  
 Tax Levy Collected 94.65  
 Tax Levy Cancelled, Abated or Adjusted .11

EXPENDITURES		REVENUES-REALIZED		1990 PROPERTY TAX	
<b>GENERAL GOVERNMENT</b>				<b>STATE EQUALIZED TAX RATE</b>	
Governing Body & Public Boards	25,010.00	1990 Property Taxes Collected		Local District School Taxes	3,811,871.00
Municipal Clerk	105,858.00	1990 Payments in Lieu of Taxes		Regional & Consolidated School Tax	
Financial Administration	63,947.00	Delinquent Tax & Lien Collections		School Taxes in Municipal Budget	
Assessment of Taxes	28,620.36	Business Personalty Replacement Taxes		County Taxes	2,394,771.84
Collection of Taxes	50,330.00	Taxes from Public Utilities		County Library Taxes	137,598.90
Planning, Housing & Development	64,670.00	Other Miscellaneous Tax Revenues		Local Municipal Purpose Taxes	2,151,877.00
Human Resources	62,936.00	State Aid Revenues		Veteran & Senior Citizen Taxes	155,250.00
Elections		Federal Aid Revenues		Total Taxes for Rate Computation	8,651,368.74
General Administration (other)	348,285.00	State and Local Fiscal Assistance Act Utilized		Special District Taxes	343,690.00
<b>JUDICIARY</b>		Sale of Acquired Property		Bank Corp. Taxes	
Municipal Courts	73,342.46	Other Miscellaneous Revenues		Added and Omitted Taxes	90,726.57
<b>PUBLIC SAFETY</b>		Total		Total Taxes Levied - ABSTRACT	8,930,535.31
Fire Protection	8,881.00	Prior Years Surplus Appropriated		Total Taxes Billed	8,932,474.88
Police Protection	1,088,204.00	REVENUES TOTAL		1990 TAXES COLLECTED	8,454,498.83
Civil Defense & Disaster Control		Reserve For Uncollected Taxes		1990 Taxes Cancelled, Abated or Adjusted	9,474.69
Environmental Inspection & Control	66,879.00	CAPITAL OUTLAY TOTAL		Transfer to Tax Title Liens or Foreclosed	96,965.45
Other Public Safety				Balance Outstanding Dec. 31, 1990	371,535.91
<b>PUBLIC WORKS</b>				<b>PRIOR YEARS TAXES OUTSTANDING</b>	
Streets and Drainage	243,225.00	Public Enterprises		Balance January 1, 1990	455,267.79
Sewers and Sewage Processing	150,530.00	Recreation-Culture		Collected in 1990	429,860.54
Garbage and Trash Disposal	363,000.00	Public Works		Cancelled, Abated or Adjusted 1990	828.23
Public Buildings and Grounds	137,345.00	Buildings and Grounds		Transfers to Tax Title Liens or Foreclosed	20,222.87
Other Public Works	6,841.26	Library and Education		Balance December 31, 1990	4,356.15
<b>HEALTH and WELFARE</b>		Conservation		<b>TAX TITLE LIENS OUTSTANDING</b>	
Health Services Except Environmental	2,310.00	All Other		Balance January 1, 1990	983,752.83
Welfare-Public Assistance	9,119.00	CAPITAL DEBT AUTHORIZED, DECEMBER 31, 1990		Transfer From Taxes	122,091.51
Hospital, Clinics, First Aid		ISSUED AND UNISSUED GROSS DEBT NET DEBT		Redeemed in 1990	8,941.84
Animal, Insect, & Rodent Control		School		Cancelled, Abated or Adjusted (1990)	
Other Welfare Services		Self-Liquidating 2,819,050 2,727,120		Transfers to Foreclosed Property	
<b>RECREATION and CONSERVATION</b>		Other 7,841,022 7,841,022		Balance December 31, 1990	1,096,902.50
Beaches and Boardwalks		Total 10,660,072 10,568,142		<b>PROPERTY ACQUIRED BY DEED OR FORECLOSURE</b>	
Parks, Playgrounds, Shade Trees	151,562.56	ISSUED AND OUTSTANDING		Balance January 1, 1990	9,940.01
Land Reclamation & Conservation	17,962.62	School		Transfers From Taxes or Liens	
Other Recreational Services	70,838.00	Self-Liquidating		Sale for Cash (1990)	
<b>EDUCATION (excluding schools)</b>		Other		Cancelled, Abated or Adjusted (1990)	
Libraries	20,547.00	Total		Balance December 31, 1990	9,940.01
Other Educational Services	21,049.55	EQUALIZED VALUATION BASIS		<b>CURRENT FINANCES DECEMBER 31, 1990</b>	
<b>STATUTORY EXPENDITURES</b>		FOR NET DEBT COMPUTATION		<b>ASSETS</b>	
Pensions & F. I. C. A.	257,645.11	REAL PROPERTY VALUATIONS		Cash Dec. 31, 1990	1,569,327.82
Employee Fringe Benefits	232,157.00	Code Class # of Parcels % VAL'N ASSESSED VALUATION		Taxes Receivable	375,892.06
Other Statutory Expenditures		1 Vacant Land 624 4.27 10,984,300.00		Tax Title Liens	1,096,902.50
<b>CETA And Other Public Employment Programs</b>		2 Residential 3286 75.78 194,960,095.00		Foreclosed Property	9,940.01
<b>MUNICIPAL FUNCTIONS</b>		3 Farm 117 1.61 4,130,220.00		Emergencies & Other Deferred Charges	10,600.00
<b>CAPITAL IMPROVEMENTS</b>		4a Commercial 135 5.91 15,206,600.00		State and Federal Aid Receivable	5,666.21
<b>DEBT SERVICE</b>		4b Industrial 24 10.98 28,242,600.00		Other Receivables	64,983.54
Principal Payments	305,019.00	4c Apartments 9 1.45 3,735,600.00		Total	3,133,312.14
Interest Payments	264,100.99	Total 4195 257,259,415.00		<b>LIABILITIES, RESERVES, AND SURPLUS</b>	
<b>DEFERRED CHARGES</b>		Land Area 9.65 Sq. Miles		Cash Liabilities	534,775.64
<b>SCHOOL, COUNTY, SPECIAL DISTRICT TAXES</b>		Net Valuation Taxable-Municipal		Reserves for Receivables	1,547,718.11
<b>RESERVE FOR UNCOLLECTED TAXES</b>		Net Valuation Taxable-County		Surplus Dec. 31, 1990	1,050,818.39
<b>EXPENDITURES</b>		State Equalized Valuation		Total	3,133,312.14
<b>TOTAL</b>		State Equalization Ratio			



1411

Population 1980 9,359  
 Population 1990 8,521  
 S & P Rating AA  
 Moody Rating AAA

General Tax Rate Per \$100.

1.55

State Equalized Tax Rate

1.16

FLORHAM PARK BOROUGH - MORRIS CO.  
 Form of Government  
 Borough Council  
 Number of Members - 6

PER CAPITA:

Gross Debt 409.37  
 Net Debt 343.17  
 Debt Service 119.28  
 Total Tax Levy 2,031.55  
 Municipal Expenditures 822.57

PER CENT:

Gross Debt .24  
 Net Debt .20  
 Tax Levy Collected 98.79  
 Tax Levy Cancelled, Abated or Adjusted .03

EXPENDITURES		REVENUES-REALIZED		1990 PROPERTY TAX	
GENERAL GOVERNMENT		1990 Property Taxes Collected		STATE EQUALIZED TAX RATE	
Governing Body & Public Boards			17,205,310.00	Local District School Taxes	.36 5,378,172.00
Municipal Clerk				Regional & Consolidated School Tax	.23 3,498,497.69
Financial Administration	146,583.00	1990 Payments in Lieu of Taxes		School Taxes in Municipal Budget	
Assessment of Taxes	47,746.00	Delinquent Tax & Lien Collections	191,804.00	County Taxes	.28 4,194,755.79
Collection of Taxes	4,700.00	Business Personalty Replacement Taxes	229,768.00	County Library Taxes	
Planning, Housing & Development	425,653.00	Taxes from Public Utilities	812,253.00	Local Municipal Purpose Taxes	.28 4,195,752.00
Human Resources	63,258.00	Other Miscellaneous Tax Revenues		Veteran & Senior Citizen Taxes	54,350.00
Elections	3,300.00	State Aid Revenues	79,795.00	Total Taxes for Rate Computation	1.15 17,301,527.47
General Administration (other)	762,079.00	Federal Aid Revenues		Special District Taxes	
JUDICIARY		State and Local Fiscal Assistance Act Utilized		Bank Corp. Taxes	
Municipal Courts	52,713.00	Sale of Acquired Property		Added and Omitted Taxes	63,618.00
PUBLIC SAFETY		Other Miscellaneous Revenues	621,534.00	Total Taxes Levied - ABSTRACT	17,310,795.47
Fire Protection	103,234.00	Total	19,147,964.00	Total Taxes Billed	17,417,295.00
Police Protection	1,239,952.00	Prior Years Surplus Appropriated	885,000.00	1990 TAXES COLLECTED	17,205,810.00
Civil Defense & Disaster Control	5,500.00	REVENUES TOTAL	20,025,964.00	1990 Taxes Cancelled, Abated or Adjusted	5,543.00
Environmental Inspection & Control	70,723.00	Reserve For Uncollected Taxes	676,405.00	Transfer to Tax Title Liens or Foreclosed	
Other Public Safety		CAPITAL OUTLAY TOTAL	741,721.00	Balance Outstanding Dec. 31, 1990	205,942.00
PUBLIC WORKS				PRIOR YEARS TAXES OUTSTANDING	
Streets and Drainage	457,477.00	Public Enterprises	161,773.00	Balance January 1, 1990	195,849.00
Sewers and Sewage Processing	150,000.00	Recreation-Culture		Collected in 1990	189,111.00
Garbage and Trash Disposal	229,850.00	Public Works		Cancelled, Abated or Adjusted 1990	
Public Buildings and Grounds	301,955.00	Buildings and Grounds	579,948.00	Transfers to Tax Title Liens or Foreclosed	6,738.00
Other Public Works	40,000.00	Library and Education		Balance December 31, 1990	
HEALTH and WELFARE		Conservation		TAX TITLE LIENS OUTSTANDING	
Health Services Except Environmental	40,925.00	All Other		Balance January 1, 1990	2,693.00
Welfare-Public Assistance	2,900.00	CAPITAL DEBT AUTHORIZED, DECEMBER 31, 1990		Transfer From Taxes	8,491.00
Hospital, Clinics, First Aid		ISSUED AND UNISSUED GROSS DEBT NET DEBT		Redeemed in 1990	2,693.00
Animal, Insect, & Rodent Control	16,577.00	School 337,136		Cancelled, Abated or Adjusted (1990)	
Other Welfare Services	12,300.00	Self-Liquidating 227,000		Transfers to Foreclosed Property	
RECREATION and CONSERVATION		Other 2,924,110	2,924,110	Balance December 31, 1990	8,491.00
Beaches and Boardwalks		Total 3,488,246	2,924,110	PROPERTY ACQUIRED BY DEED OR FORECLOSURE	
Parks, Playgrounds, Shade Trees	13,000.00	ISSUED AND OUTSTANDING		Balance January 1, 1990	13,140.00
Land Reclamation & Conservation	59,600.00	School 337,136.00		Transfers From Taxes or Liens	
Other Recreational Services	137,510.00	Self-Liquidating 227,000.00		Sale for Cash (1990)	
EDUCATION (excluding schools)		Other 2,772,000.00		Cancelled, Abated or Adjusted (1990)	
Libraries	311,165.00	Total 3,343,136.00		Balance December 31, 1990	13,140.00
Other Educational Services		EQUALIZED VALUATION BASIS		CURRENT FINANCES DECEMBER 31, 1990	
STATUTORY EXPENDITURES		FOR NET DEBT COMPUTATION	1,440,772,380	ASSETS	
Pensions & F. I. C. A.	360,000.00	REAL PROPERTY VALUATIONS		Cash Dec. 31, 1990	2,206,597.00
Employee Fringe Benefits	257,500.00	Code Class # of Parcels % VAL'N		Taxes Receivable	205,942.00
Other Statutory Expenditures		1 Vacant Land 95 3.02	33,658,700.00	Tax Title Liens	8,491.00
CETA And Other Public Employment Programs		2 Residential 2993 51.08	570,017,400.00	Foreclosed Property	13,140.00
MUNICIPAL FUNCTIONS TOTAL	5,316,250.00	3 Farm 1 .01	95,900.00	Emergencies & Other Deferred Charges	15,959.00
CAPITAL IMPROVEMENTS *MEMO*	40,000.00	4a Commercial 190 25.19	281,119,000.00	State and Federal Aid Receivable	15,754,190.00
DEBT SERVICE		4b Industrial 20 20.64	230,279,200.00	Other Receivables	5,152.00
Principal Payments	814,355.00	4c Apartments 1 .07	750,000.00	Total	18,209,571.00
Interest Payments	202,068.00	Total 3300	1,115,920,200.00	LIABILITIES, RESERVES, AND SURPLUS	
DEFERRED CHARGES		Land Area 7.50 Sq. Miles		Cash Liabilities	614,288.00
SCHOOL, COUNTY, SPECIAL DISTRICT TAXES	13,051,425.47	Net Valuation Taxable-Municipal	1,119,606,625	Reserves for Receivables	15,976,022.00
RESERVE FOR UNCOLLECTED TAXES	676,405.00	Net Valuation Taxable-County	1,644,360,120	Surplus Dec. 31, 1990	1,618,061.00
EXPENDITURES TOTAL	20,060,503.47	State Equalized Valuation	1,499,555,003	Total	18,209,571.00
		State Equalization Ratio	74.60		

0110

Population 1980 1,892  
 Population 1990 2,181  
 S & P Rating  
 Moody Rating

General Tax Rate Per \$100. 2.71  
 State Equalized Tax Rate 2.50

**FOLSOM BOROUGH - ATLANTIC COUNTY**  
**Form of Government**  
**Borough Council**  
**Number of Members - 6**

PER CAPITA:  
 Gross Debt 484.85  
 Net Debt 131.80  
 Debt Service 35.17  
 Total Tax Levy 978.87  
 Municipal Expenditures 471.03

PER CENT:  
 Gross Debt 1.51  
 Net Debt .41  
 Tax Levy Collected 82.23  
 Tax Levy Cancelled, Abated or Adjusted 8.01

EXPENDITURES		REVENUES-REALIZED		1990 PROPERTY TAX	
GENERAL GOVERNMENT				STATE EQUALIZED TAX RATE 1.27	
Governing Body & Public Boards		1990 Property Taxes Collected 1,736,519.00		Local District School Taxes	1,000,116.00
Municipal Clerk				Regional & Consolidated School Tax	
Financial Administration	17,956.00	1990 Payments in Lieu of Taxes		School Taxes in Municipal Budget	
Assessment of Taxes	28,600.00	Delinquent Tax & Lien Collections 150,794.00		County Taxes .44 *	347,564.57
Collection of Taxes	50.00	Business Personalty Replacement Taxes 22,273.00		County Library Taxes .03	24,034.31
Planning, Housing & Development	10,900.00	Taxes from Public Utilities 134,248.00		Local Municipal Purpose Taxes .76	597,517.00
Human Resources	6,382.00	Other Miscellaneous Tax Revenues		Veteran & Senior Citizen Taxes	18,900.00
Elections		State Aid Revenues 105,028.14		Total Taxes for Rate Computation 2.50	1,988,131.88
General Administration (other)	143,787.00	Federal Aid Revenues 4,000.00		Special District Taxes	
JUDICIARY		State and Local Fiscal Assistance Act Utilized 3,519.86		Bank Corp. Taxes	
Municipal Courts	39,900.00	Sale of Acquired Property		Added and Omitted Taxes	165,680.00
PUBLIC SAFETY		Other Miscellaneous Revenues 99,495.55		Total Taxes Levied - ABSTRACT	2,134,911.88
Fire Protection	19,202.00	Total 2,255,877.55		Total Taxes Billed	2,111,775.00
Police Protection	4,000.00	Prior Years Surplus Appropriated 70,000.00		1990 TAXES COLLECTED	1,736,519.00
Civil Defense & Disaster Control	1,800.00	REVENUES TOTAL 2,325,877.55		1990 Taxes Cancelled, Abated or Adjusted	169,202.00
Environmental Inspection & Control	23,800.00	Reserve For Uncollected Taxes 219,191.00		Transfer to Tax Title Liens or Foreclosed	37,105.00
Other Public Safety		CAPITAL OUTLAY TOTAL 130,000.00		Balance Outstanding Dec. 31, 1990	168,949.00
PUBLIC WORKS				PRIOR YEARS TAXES OUTSTANDING	
Streets and Drainage	188,930.00	Public Enterprises		Balance January 1, 1990	117,711.00
Sewers and Sewage Processing	27,000.00	Recreation-Culture		Collected in 1990	108,939.00
Garbage and Trash Disposal	125,500.00	Public Works		Cancelled, Abated or Adjusted 1990	
Public Buildings and Grounds	9,900.00	Buildings and Grounds		Transfers to Tax Title Liens or Foreclosed	6,094.00
Other Public Works		Library and Education		Balance December 31, 1990	2,678.00
HEALTH and WELFARE		Conservation		TAX TITLE LIENS OUTSTANDING	
Health Services Except Environmental	500.00	All Other		Balance January 1, 1990	65,296.00
Welfare-Public Assistance	1,800.00	CAPITAL DEBT AUTHORIZED, DECEMBER 31, 1990		Transfer From Taxes	44,092.00
Hospital, Clinics, First Aid	1,000.00	ISSUED AND UNISSUED GROSS DEBT NET DEBT		Redeemed in 1990	41,855.00
Animal, Insect, & Rodent Control	2,600.00	School 770,000		Cancelled, Abated or Adjusted (1990)	
Other Welfare Services		Self-Liquidating		Transfers to Foreclosed Property	
RECREATION and CONSERVATION		Other 287,450 287,450		Balance December 31, 1990	67,533.00
Beaches and Boardwalks		Total 1,057,450 287,450		PROPERTY ACQUIRED BY DEED OR	
Parks, Playgrounds, Shade Trees	5,300.00	ISSUED AND OUTSTANDING		FORECLOSURE	
Land Reclamation & Conservation		School 770,000.00		Balance January 1, 1990	14,477.00
Other Recreational Services		Self-Liquidating		Transfers From Taxes or Liens	
EDUCATION (excluding schools)		Other 233,500.00		Sale for Cash (1990)	
Libraries		Total 1,003,500.00		Cancelled, Abated or Adjusted (1990)	
Other Educational Services		EQUALIZED VALUATION BASIS		Balance December 31, 1990	14,477.00
STATUTORY EXPENDITURES		FOR NET DEBT COMPUTATION 69,839,307		CURRENT FINANCES DECEMBER 31, 1990	
Pensions & F. I. C. A.	23,141.00	REAL PROPERTY VALUATIONS		ASSETS	
Employee Fringe Benefits	3,000.00	Code Class # of Parcels % VAL'N ASSESSED VALUATION		Cash Dec. 31, 1990	929,726.00
Other Statutory Expenditures	1,600.00	1 Vacant Land 526 8.03 5,738,400.00		Taxes Receivable	171,627.00
CETA And Other Public Employment Programs		2 Residential 613 70.32 50,253,600.00		Tax Title Liens	67,533.00
MUNICIPAL FUNCTIONS TOTAL 686,643.00		3 Farm 66 .94 677,800.00		Foreclosed Property	14,477.00
CAPITAL IMPROVEMENTS *MEMO*		4a Commercial 44 7.54 5,389,200.00		Emergencies & Other Deferred Charges	26,280.00
DEBT SERVICE		4b Industrial 10 13.16 9,401,300.00		State and Federal Aid Receivable	6,632.00
Principal Payments	55,000.00	4c Apartments		Other Receivables	5,612.00
Interest Payments	21,701.00	Total 1359 71,460,300.00		Total	1,221,887.00
DEFERRED CHARGES	44,778.00	Land Area 8.40 Sq. Miles		LIABILITIES, RESERVES, AND SURPLUS	
SCHOOL, COUNTY, SPECIAL DISTRICT TAXES	1,371,714.83	Net Valuation Taxable-Municipal 72,693,846		Cash Liabilities	475,063.00
RESERVE FOR UNCOLLECTED TAXES	219,191.00	Net Valuation Taxable-County 73,389,806		Reserves for Receivables	259,249.00
EXPENDITURES TOTAL 2,399,032.88		State Equalized Valuation 78,739,294		Surplus Dec. 31, 1990	487,575.00
		State Equalization Ratio 92.20		Total	1,221,887.00

\*Includes County Health Service Taxes, County Vocational School Taxes, or County Open Space Tax. See Table 13.



Population 1980 32,449  
 Population 1990 31,997  
 S & P Rating  
 Moody Rating AA

General Tax Rate Per \$100. 1.50  
 State Equalized Tax Rate 1.03

FORT LEE BOROUGH - BERGEN COUNTY  
 Form of Government  
 Borough Council  
 Number of Members - 6

PER CAPITA:  
 Gross Debt 991.95  
 Net Debt 933.36  
 Debt Service 110.78  
 Total Tax Levy 1,568.85  
 Municipal Expenditures 877.90

PER CENT:  
 Gross Debt .80  
 Net Debt .75  
 Tax Levy Collected 94.44  
 Tax Levy Cancelled, Abated or Adjusted 1.44

EXPENDITURES		REVENUES-REALIZED		1990 PROPERTY TAX	
GENERAL GOVERNMENT				STATE EQUALIZED TAX RATE	
Governing Body & Public Boards	81,434.00	1990 Property Taxes Collected	47,616,591.42	Local District School Taxes	19,824,380.00
Municipal Clerk	131,420.00	1990 Payments in Lieu of Taxes	113,742.00	Regional & Consolidated School Tax	
Financial Administration	56,500.00	Delinquent Tax & Lien Collections	892,588.92	School Taxes in Municipal Budget	
Assessment of Taxes	511,396.00	Business Personalty Replacement Taxes	147,976.44	County Taxes	9,147,779.98
Collection of Taxes	160,650.00	Taxes from Public Utilities	1,175,957.00	County Library Taxes	
Planning, Housing & Development	83,000.00	Other Miscellaneous Tax Revenues		Local Municipal Purpose Taxes	21,093,140.99
Human Resources	401,352.50	State Aid Revenues	429,788.72	Veteran & Senior Citizen Taxes	150,050.00
Elections	313,250.00	Federal Aid Revenues		Total Taxes for Rate Computation	50,220,350.97
General Administration (other)	2,392,453.52	State and Local Fiscal Assistance Act Utilized		Special District Taxes	
JUDICIARY		State and Local Fiscal Assistance Act Utilized		Bank Corp. Taxes	
Municipal Courts	440,266.55	Sale of Acquired Property		Added and Omitted Taxes	128,139.10
PUBLIC SAFETY		Other Miscellaneous Revenues	3,076,478.08	Total Taxes Levied - ABSTRACT	50,198,440.07
Fire Protection	1,290,108.40		53,453,122.58	Total Taxes Billed	50,418,071.40
Police Protection	5,572,026.54	Prior Years Surplus Appropriated	1,400,000.00	1990 TAXES COLLECTED	47,616,591.42
Civil Defense & Disaster Control	1,000.00	REVENUES TOTAL	54,853,122.58	1990 Taxes Cancelled, Abated or Adjusted	727,206.97
Environmental Inspection & Control	274,061.00	Reserve For Uncollected Taxes	3,606,000.00	Transfer to Tax Title Liens or Foreclosed	38,675.32
Other Public Safety		CAPITAL OUTLAY TOTAL	9,388,642.84	Balance Outstanding Dec. 31, 1990	2,035,597.69
PUBLIC WORKS				PRIOR YEARS TAXES OUTSTANDING	
Streets and Drainage	843,300.00	Public Enterprises		Balance January 1, 1990	1,040,551.25
Sewers and Sewage Processing	426,408.00	Recreation-Culture	93,238.49	Collected in 1990	861,157.41
Garbage and Trash Disposal	1,969,938.07	Public Works	629,805.28	Cancelled, Abated or Adjusted 1990	179,253.84
Public Buildings and Grounds	286,416.00	Buildings and Grounds	8,665,599.07	Transfers to Tax Title Liens or Foreclosed	140.00
Other Public Works	8,000.00	Library and Education		Balance December 31, 1990	
HEALTH and WELFARE		Conservation		TAX TITLE LIENS OUTSTANDING	
Health Services Except Environmental	379,944.00	All Other		Balance January 1, 1990	100,174.51
Welfare-Public Assistance	111,314.10	CAPITAL DEBT AUTHORIZED, DECEMBER 31, 1990		Transfer From Taxes	38,861.40
Hospital, Clinics, First Aid		ISSUED AND UNISSUED		Redeemed in 1990	31,431.51
Animal, Insect, & Radent Control		School	1,498,000	Cancelled, Abated or Adjusted (1990)	
Other Welfare Services		Self-Liquidating		Transfers to Foreclosed Property	
RECREATION and CONSERVATION		Other	30,241,400	Balance December 31, 1990	107,604.40
Beaches and Boardwalks		Total	31,739,400	PROPERTY ACQUIRED BY DEED OR FORECLOSURE	
Parks, Playgrounds, Shade Trees	360,080.00	ISSUED AND OUTSTANDING		Balance January 1, 1990	8,220.00
Land Reclamation & Conservation	308,106.44	School	1,498,000.00	Transfers From Taxes or Liens	
Other Recreational Services	270,925.00	Self-Liquidating		Sale for Cash (1990)	
EDUCATION (excluding schools)		Other	22,131,800.18	Cancelled, Abated or Adjusted (1990)	
Libraries	1,407,354.00	Total	23,629,800.18	Balance December 31, 1990	8,220.00
Other Educational Services		EQUALIZED VALUATION BASIS		CURRENT FINANCES DECEMBER 31, 1990	
STATUTORY EXPENDITURES		FOR NET DEBT COMPUTATION	3,987,007.543	ASSETS	
Pensions & F. L. C. A.	1,302,062.00	REAL PROPERTY VALUATIONS		Cash Dec. 31, 1990	2,482,615.20
Employee Fringe Benefits	1,030,858.00	Code Class # of Parcels % VAL'N		Taxes Receivable	2,035,597.69
Other Statutory Expenditures	1,000.00	1 Vacant Land 213 1.64		Tax Title Liens	107,604.40
CETA And Other Public Employment Programs		2 Residential 6394 42.93		Foreclosed Property	8,220.00
MUNICIPAL FUNCTIONS TOTAL	20,414,624.12	3 Farm		Emergencies & Other Deferred Charges	125,504.00
CAPITAL IMPROVEMENTS *MEMO*	50,000.00	4a Commercial 336 16.30		State and Federal Aid Receivable	55,114.11
DEBT SERVICE		4b Industrial 15 .48		Other Receivables	333,167.14
Principal Payments	1,978,091.60	4c Apartments 79 38.66		Total	5,147,822.54
Interest Payments	1,566,415.23	Total 7037		LIABILITIES, RESERVES, AND SURPLUS	
DEFERRED CHARGES		Land Area 2.50 Sq. Miles		Cash Liabilities	1,577,851.00
SCHOOL, COUNTY, SPECIAL DISTRICT TAXES	28,972,159.98	Net Valuation Taxable-Municipal	3,352,662,136	Reserves for Receivables	2,484,589.23
RESERVE FOR UNCOLLECTED TAXES	3,606,000.00	Net Valuation Taxable-County	3,873,342,152	Surplus Dec. 31, 1990	1,085,382.31
EXPENDITURES TOTAL	57,062,282.69	State Equalized Valuation	4,896,016,411	Total	5,147,822.54
		State Equalization Ratio	68.39		



1905

Population 1980 4,054  
 Population 1990 5,114  
 S & P Rating  
 Moody Rating

General Tax Rate Per \$100. 4.63  
 State Equalized Tax Rate 1.30

**FRANKFORD TOWNSHIP - SUSSEX CO.**  
 Form of Government  
 Township Committee  
 Number of Members - 3

PER CAPITAL: Gross Debt 713.52 PER CENT: Gross Debt .93  
 Net Debt 98.26 Net Debt .14  
 Debt Service Tax Levy Collected 91.96  
 Total Tax Levy 1,447.67 Tax Levy Cancelled, Abated or Adjusted .47  
 Municipal Expenditures 586.69

EXPENDITURES		REVENUES-REALIZED		1990 PROPERTY TAX	
<b>GENERAL GOVERNMENT</b>				<b>STATE EQUALIZED TAX RATE</b>	
Governing Body & Public Boards		1990 Property Taxes Collected	6,937,270.37	Local District School Taxes .77	3,173,182.50
Municipal Clerk		1990 Payments in Lieu of Taxes		Regional & Consolidated School Tax .45	1,838,098.92
Financial Administration	41,500.00	Delinquent Tax & Lien Collections		School Taxes in Municipal Budget	
Assessment of Taxes	43,000.00	Business Personalty Replacement Taxes	61,589.64	County Taxes .35 *	1,450,244.01
Collection of Taxes	60,000.00	Taxes from Public Utilities	329,336.00	County Library Taxes .02	85,783.20
Planning, Housing & Development	66,000.00	Other Miscellaneous Tax Revenues		Local Municipal Purpose Taxes .20	808,816.27
Human Resources		State Aid Revenues	27,930.17	Veteran & Senior Citizen Taxes	40,750.00
Elections		Federal Aid Revenues		Total Taxes for Rate Computation 1.79	7,396,874.90
General Administration (other)	241,700.00	State and Local Fiscal Assistance Act Utilized		Special District Taxes	
<b>JUDICIARY</b>		Sale of Acquired Property		Bank Corp. Taxes	
Municipal Courts	44,500.00	Other Miscellaneous Revenues	463,934.95	Added and Omitted Taxes	47,280.02
<b>PUBLIC SAFETY</b>		Total	7,712,560.73	Total Taxes Levied - ABSTRACT	7,403,404.92
Fire Protection	45,332.00	Prior Years Surplus Appropriated	600,000.00	Total Taxes Billed	7,434,717.64
Police Protection	6,500.00	REVENUES TOTAL	8,319,560.73	1990 TAXES COLLECTED	6,837,270.07
Civil Defense & Disaster Control	2,500.00	Reserve For Uncollected Taxes	1,293,503.38	1990 Taxes Cancelled, Abated or Adjusted	35,296.67
Environmental Inspection & Control	43,500.00	<b>CAPITAL OUTLAY</b>	307,484.36	Transfer to Tax Title Liens or Foreclosed	2,685.71
Other Public Safety		<b>TOTAL</b>		Balance Outstanding Dec. 31, 1990	559,465.19
<b>PUBLIC WORKS</b>				<b>PRIOR YEARS TAXES OUTSTANDING</b>	
Streets and Drainage	636,151.46	Public Enterprises		Balance January 1, 1990	550,205.69
Sewers and Sewage Processing	38,334.00	Recreation-Culture	15,414.93	Collected in 1990	438,981.77
Garbage and Trash Disposal	7,000.00	Public Works	362,311.10	Cancelled, Abated or Adjusted 1990	2,195.23
Public Buildings and Grounds	137,500.00	Buildings and Grounds	429,752.33	Transfers to Tax Title Liens or Foreclosed	968.54
Other Public Works		Library and Education		Balance December 31, 1990	108,060.15
<b>HEALTH and WELFARE</b>		Conservation		<b>TAX TITLE LIENS OUTSTANDING</b>	
Health Services Except Environmental	22,000.00	All Other		Balance January 1, 1990	57,104.90
Welfare-Public Assistance	27,800.00	<b>CAPITAL DEBT AUTHORIZED, DECEMBER 31, 1990</b>		Transfer From Taxes	3,654.25
Hospital, Clinics, First Aid	3,000.00	<b>ISSUED AND UNISSUED</b>		Redeemed in 1990	23,827.62
Animal, Insect, & Rodent Control	500.00	<b>GROSS DEBT</b>	3,146,424	Cancelled, Abated or Adjusted (1990)	
Other Welfare Services		School		Transfers to Foreclosed Property	
<b>RECREATION and CONSERVATION</b>		Self-Liquidating		Balance December 31, 1990	36,931.53
Beaches and Boardwalks		Other	502,500	<b>PROPERTY ACQUIRED BY DEED OR FORECLOSURE</b>	
Parks, Playgrounds, Shade Trees		Total	3,648,924	Balance January 1, 1990	123,025.00
Land Reclamation & Conservation	14,116.25	<b>ISSUED AND OUTSTANDING</b>		Transfers From Taxes or Liens	
Other Recreational Services	15,700.00	School		Sale for Cash (1990)	
<b>EDUCATION (excluding schools)</b>		Self-Liquidating		Cancelled, Abated or Adjusted (1990)	
Libraries		Other		Balance December 31, 1990	123,025.00
Other Educational Services		Total		<b>CURRENT FINANCES DECEMBER 31, 1990</b>	
<b>STATUTORY EXPENDITURES</b>		<b>EQUALIZED VALUATION BASIS</b>		<b>ASSETS</b>	
Pensions & F. I. C. A.	74,000.00	<b>FOR NET DEBT COMPUTATION</b>	371,492,942	Cash Dec. 31, 1990	883,755.53
Employee Fringe Benefits	107,000.00	<b>REAL PROPERTY VALUATIONS</b>		Taxes Receivable	667,525.34
Other Statutory Expenditures	1.00	<b>Code Class # of Parcels % VAL'N</b>		Tax Title Liens	36,931.53
CETA And Other Public Employment Programs		1 Vacant Land 746 6.50	10,294,028.00	Foreclosed Property	123,025.00
<b>MUNICIPAL FUNCTIONS</b>		2 Residential 1928 73.17	115,795,249.00	Emergencies & Other Deferred Charges	72,513.00
<b>CAPITAL IMPROVEMENTS</b>	<b>*MEMO*</b>	3 Farm 562 11.71	18,520,975.00	State and Federal Aid Receivable	9,940.39
<b>DEBT SERVICE</b>		4a Commercial 89 7.54	11,933,250.00	Other Receivables	16,869.32
Principal Payments		4b Industrial 11 1.01	1,602,200.00	Total	1,810,560.11
Interest Payments		4c Apartments 1 .06	102,400.00	<b>LIABILITIES, RESERVES, AND SURPLUS</b>	
<b>DEFERRED CHARGES</b>		Total 3337	158,248,102.00	Cash Liabilities	417,370.36
SCHOOL, COUNTY, SPECIAL DISTRICT TAXES	24,171.00	Land Area 34.70 Sq. Miles		Reserves for Receivables	844,351.19
RESERVE FOR UNCOLLECTED TAXES	6,547,308.63	Net Valuation Taxable-Municipal	159,123,931	Surplus Dec. 31, 1990	548,838.56
<b>EXPENDITURES</b>		Net Valuation Taxable-County	388,146,869	Total	1,810,560.11
<b>TOTAL</b>	9,547,642.72	State Equalized Valuation	408,521,635		
		State Equalization Ratio	38.82		

1906

Population 1980 4,486  
 Population 1990 4,977  
 S & P Rating  
 Moody Rating BAA

General Tax Rate Per \$100. 4.36  
 State Equalized Tax Rate 2.53

FRANKLIN BOROUGH - SUSSEX COUNTY  
 Form of Government  
 Borough Council  
 Number of Members - 6

PER CAPITA:  
 Gross Debt 2,035.78  
 Net Debt 156.97  
 Debt Service 8.04  
 Total Tax Levy 1,214.80  
 Municipal Expenditures 583.96

PER CENT:  
 Gross Debt 4.52  
 Net Debt .35  
 Tax Levy Collected 94.87  
 Tax Levy Cancelled, Abated or Adjusted .14

EXPENDITURES		REVENUES-REALIZED		1990 PROPERTY TAX	
GENERAL GOVERNMENT				STATE EQUALIZED TAX RATE ———	
Governing Body & Public Boards		1990 Property Taxes Collected	5,741,002.41	Local District School Taxes .99	2,367,546.00
Municipal Clerk		1990 Payments in Lieu of Taxes		Regional & Consolidated School Tax .49	1,172,335.58
Financial Administration	33,763.00	Delinquent Tax & Lien Collections	205,424.67	School Taxes in Municipal Budget	
Assessment of Taxes	13,500.00	Business Personality Replacement Taxes	68,315.80	County Taxes .38 *	905,215.36
Collection of Taxes	40,100.00	Taxes from Public Utilities	490,651.00	County Library Taxes .02	53,403.70
Planning, Housing & Development	109,810.00	Other Miscellaneous Tax Revenues		Local Municipal Purpose Taxes .64	1,534,942.00
Human Resources	9,139.00	State Aid Revenues	55,741.92	Veteran & Senior Citizen Taxes	49,800.00
Elections	56,074.40	Federal Aid Revenues		Total Taxes for Rate Computation 2.52	6,083,242.64
General Administration (other)	312,500.00	State and Local Fiscal Assistance Act Utilized		Special District Taxes	
JUDICIARY		Sale of Acquired Property		Bank Corp. Taxes	
Municipal Courts	32,615.00	Other Miscellaneous Revenues	356,288.95	Added and Omitted Taxes	12,620.39
PUBLIC SAFETY		Total	6,917,424.71	Total Taxes Levied - ABSTRACT	6,046,071.03
Fire Protection	76,924.00	Prior Years Surplus Appropriated	345,000.00	Total Taxes Billed	6,051,367.39
Police Protection	568,674.00	REVENUES TOTAL	7,262,424.71	1990 TAXES COLLECTED	5,741,002.41
Civil Defense & Disaster Control	1,350.00	Reserve For Uncollected Taxes	401,121.00	1990 Taxes Cancelled, Abated or Adjusted	8,450.79
Environmental Inspection & Control	43,300.00	CAPITAL OUTLAY TOTAL	354,914.51	Transfer to Tax Title Liens or Foreclosed	74,490.60
Other Public Safety		Public Enterprises	216,304.75	Balance Outstanding Dec. 31, 1990	227,415.59
PUBLIC WORKS		Recreation—Culture		PRIOR YEARS TAXES OUTSTANDING	
Streets and Drainage	512,675.00	Public Works	3,826.70	Balance January 1, 1990	304,673.39
Sewers and Sewage Processing	250,000.00	Buildings and Grounds	134,783.06	Collected in 1990	167,630.81
Garbage and Trash Disposal	42,400.00	Library and Education		Cancelled, Abated or Adjusted 1990	69.46
Public Buildings and Grounds	22,000.00	Conservation		Transfers to Tax Title Liens or Foreclosed	136,747.62
Other Public Works		All Other		Balance December 31, 1990	225.50
HEALTH and WELFARE		CAPITAL DEBT AUTHORIZED, DECEMBER 31, 1990		TAX TITLE LIENS OUTSTANDING	
Health Services Except Environmental	2,605.00	ISSUED AND UNISSUED		Balance January 1, 1990	67,010.07
Welfare—Public Assistance	16,165.00	School	3,305,896	Transfer From Taxes	237,060.65
Hospital, Clinics, First Aid		Self-Liquidating	5,987,437	Redeemed in 1990	37,793.86
Animal, Insect, & Rodent Control	4,100.00	Other	838,725	Cancelled, Abated or Adjusted (1990)	39,578.90
Other Welfare Services		Total	10,132,058	Transfers to Foreclosed Property	
RECREATION and CONSERVATION		ISSUED AND OUTSTANDING		Balance December 31, 1990	226,703.96
Beaches and Boardwalks		School	3,305,896.63	PROPERTY ACQUIRED BY DEED OR FORECLOSURE	
Parks, Playgrounds, Shade Trees		Self-Liquidating	5,987,437.06	Balance January 1, 1990	31,300.00
Land Reclamation & Conservation	9,410.23	Other	921,500.00	Transfers From Taxes or Liens	
Other Recreational Services	22,550.00	Total	10,114,833.69	Sale for Cash (1990)	
EDUCATION (excluding schools)		EQUALIZED VALUATION BASIS		Cancelled, Abated or Adjusted (1990)	
Libraries		FOR NET DEBT COMPUTATION	224,248.435	Balance December 31, 1990	31,300.00
Other Educational Services		REAL PROPERTY VALUATIONS		CURRENT FINANCES DECEMBER 31, 1990	
STATUTORY EXPENDITURES		Code Class # of Parcels % VAL'N	ASSESSED VALUATION	ASSETS	
Pensions & F. I. C. A.	144,930.00	1 Vacant Land 191 3.40	4,670,800.00	Cash Dec. 31, 1990	1,010,357.39
Employee Fringe Benefits	115,000.00	2 Residential 1346 69.68	95,591,800.00	Taxes Receivable	227,641.09
Other Statutory Expenditures	8,783.20	3 Farm 40 1.81	2,483,800.00	Tax Title Liens	226,703.96
CETA And Other Public Employment Programs		4a Commercial 117 19.74	27,033,300.00	Foreclosed Property	31,300.00
MUNICIPAL FUNCTIONS TOTAL	2,448,467.83	4b Industrial 7 3.07	4,206,700.00	Emergencies & Other Deferred Charges	5,000.00
CAPITAL IMPROVEMENTS *MEMO*	10,000.00	4c Apartments 21 2.29	3,142,700.00	State and Federal Aid Receivable	21,324.95
DEBT SERVICE		Total 1722	137,170,100.00	Other Receivables	55,215.46
Principal Payments	40,000.00	Land Area 4.40 Sq. Miles		Total	1,594,442.85
Interest Payments		Net Valuation Taxable-Municipal	138,503,188	LIABILITIES, RESERVES, AND SURPLUS	
DEFERRED CHARGES	16,730.65	Net Valuation Taxable-County	239,189,040	Cash Liabilities	396,472.34
SCHOOL, COUNTY, SPECIAL DISTRICT TAXES	4,498,500.64	State Equalized Valuation	237,432,694	Reserves for Receivables	519,192.75
RESERVE FOR UNCOLLECTED TAXES	401,121.00	State Equalization Ratio	58.10	Surplus Dec. 31, 1990	666,777.76
EXPENDITURES TOTAL	7,404,870.12			Total	1,594,442.85



0805  
Population 1980 12,396  
Population 1990 14,482  
S & P Rating  
Moody Rating BAA1

General Tax Rate Per \$100. 3.38  
State Equalized Tax Rate 2.46

FRANKLIN TOWNSHIP - GLOUCESTER CO.  
Form of Government  
Township Committee  
Number of Members - 5

PER CAPITA:  
Gross Debt 1,075.35  
Net Debt 203.24  
Debt Service 56.45  
Total Tax Levy 841.08  
Municipal Expenditures 2,156.64  
PER CENT:  
Gross Debt 3.90  
Net Debt .74  
Tax Levy Collected 87.81  
Tax Levy Cancelled, Abated or Adjusted .13

EXPENDITURES		REVENUES-REALIZED		1990 PROPERTY TAX	
GENERAL GOVERNMENT		1990 Property Taxes Collected		STATE EQUALIZED TAX RATE	
Governing Body & Public Boards		10,720,883.74		Local District School Taxes	.53 2,474,737.50
Municipal Clerk		1,228,848.76		Regional & Consolidated School Tax	.67 3,101,805.57
Financial Administration	125,704.40	56,009.24		School Taxes in Municipal Budget	
Assessment of Taxes	64,190.88	1,071,990.00		County Taxes	.63 2,942,073.67
Collection of Taxes	88,975.65	326,194.38		County Library Taxes	
Planning, Housing & Development	103,340.38	892,623.07		Local Municipal Purpose Taxes	.63 2,910,777.11
Human Resources	86,873.70	439,000.00		Veteran & Senior Citizen Taxes	
Elections	3,651.20	1,394,013.24		Total Taxes for Rate Computation	2.46 11,582,593.85
General Administration (other)	363,342.48	149,327.93		Special District Taxes	
JUDICIARY		Total		Bank Corp. Taxes	
Municipal Courts	135,887.61	14,295,549.19		Added and Omitted Taxes	
PUBLIC SAFETY		TOTAL		Total Taxes Levied - ABSTRACT	12,180,574.02
Fire Protection	90,799.37	1,394,013.24		Total Taxes Billed	12,208,947.76
Police Protection	1,235,621.71	CAPITAL OUTLAY		1990 TAXES COLLECTED	10,720,883.74
Civil Defense & Disaster Control	29,875.00	Public Enterprises		1990 Taxes Cancelled, Abated or Adjusted	15,976.37
Environmental Inspection & Control	81,783.62	Recreation—Culture		Transfer to Tax Title Liens or Foreclosed	173,601.16
Other Public Safety		Public Works		Balance Outstanding Dec. 31, 1990	1,298,486.49
PUBLIC WORKS		Buildings and Grounds		PRIOR YEARS TAXES OUTSTANDING	
Streets and Drainage	399,434.79	Library and Education		Balance January 1, 1990	1,332,686.24
Sewers and Sewage Processing	601,958.31	Conservation		Collected in 1990	1,198,838.00
Garbage and Trash Disposal	64,073.28	All Other		Cancelled, Abated or Adjusted 1990	
Public Buildings and Grounds		CAPITAL DEBT AUTHORIZED, DECEMBER 31, 1990		Transfers to Tax Title Liens or Foreclosed	112,387.73
Other Public Works		ISSUED AND UNISSUED		Balance December 31, 1990	21,460.51
HEALTH and WELFARE		SCHOOL		TAX TITLE LIENS OUTSTANDING	
Health Services Except Environmental	2,472.37	GROSS DEBT		Balance January 1, 1990	78,453.29
Welfare-Public Assistance	7,560.26	12,629,878		Transfer From Taxes	303,942.93
Hospital, Clinics, First Aid		NET DEBT		Redeemed in 1990	30,010.76
Animal, Insect, & Rodent Control	44,037.55	2,943,367		Cancelled, Abated or Adjusted (1990)	
Other Welfare Services		2,943,367		Transfers to Foreclosed Property	
RECREATION and CONSERVATION		Total		Balance December 31, 1990	352,385.46
Beaches and Boardwalks	30,833.62	ISSUED AND OUTSTANDING		PROPERTY ACQUIRED BY DEED OR	
Parks, Playgrounds, Shade Trees	1,904.45	SCHOOL		FORECLOSURE	
Land Reclamation & Conservation	13,558.53	Self-Liquidating		Balance January 1, 1990	361,300.00
Other Recreational Services		Other		Transfers From Taxes or Liens	
EDUCATION (excluding schools)		Total		Sale for Cash (1990)	
Libraries	100,000.00	EQUALIZED VALUATION BASIS		Cancelled, Abated or Adjusted (1990)	
Other Educational Services	569.20	FOR NET DEBT COMPUTATION		Balance December 31, 1990	361,300.00
STATUTORY EXPENDITURES		REAL PROPERTY VALUATIONS		CURRENT FINANCES DECEMBER 31, 1990	
Pensions & F. I. C. A.	328,057.22	Code Class # of Parcels % VAL'N		ASSETS	
Employee Fringe Benefits	338,834.59	1 Vacant Land 1864 7.27		Cash Dec. 31, 1990	1,324,544.94
Other Statutory Expenditures	10,451.40	2 Residential 4164 75.63		Taxes Receivable	1,319,947.00
CETA And Other Public Employment Programs		3 Farm 924 7.24		Tax Title Liens	352,385.46
MUNICIPAL FUNCTIONS		4a Commercial 212 9.07		Foreclosed Property	361,300.00
CAPITAL IMPROVEMENTS	4,356,341.31	4b Industrial 1 .06		Emergencies & Other Deferred Charges	58,282.49
DEBT SERVICE		4c Apartments 8 .72		State and Federal Aid Receivable	
Principal Payments	596,391.40	Total 7173		Other Receivables	80,202.29
Interest Payments	221,170.79	Land Area 56.47 Sq. Miles		Total	3,496,662.18
DEFERRED CHARGES	117,149.00	Net Valuation Taxable-Municipal		LIABILITIES, RESERVES, AND SURPLUS	
SCHOOL, COUNTY, SPECIAL DISTRICT TAXES	9,017,632.01	Net Valuation Taxable-County		Cash Liabilities	535,558.19
RESERVE FOR UNCOLLECTED TAXES	1,394,013.24	State Equalized Valuation		Reserves for Receivables	2,113,834.75
EXPENDITURES	15,702,697.75	State Equalization Ratio		Surplus Dec. 31, 1990	847,269.24
				Total	3,496,662.18



1010

Population 1980 2,294  
 Population 1990 2,851  
 S & P Rating  
 Moody Rating

General Tax Rate Per \$100.

1.60

State Equalized Tax Rate

1.75

## FRANKLIN TOWNSHIP - HUNTERDON CO.

Form of Government

Township Committee

Number of Members - 3

PER CAPITA:

Gross Debt 1,150.11

Net Debt 466.50

Debt Service 28.55

Total Tax Levy 1,761.54

Municipal Expenditures 619.13

PER CENT:

Gross Debt 1.23

Net Debt .50

Tax Levy Collected 93.34

Tax Levy Cancelled, Abated or Adjusted .61

EXPENDITURES		REVENUES-REALIZED		1990 PROPERTY TAX	
GENERAL GOVERNMENT				STATE EQUALIZED TAX RATE	
Governing Body & Public Boards		1990 Property Taxes Collected	4,691,541.22	Local District School Taxes	1,819,518.50
Municipal Clerk		1990 Payments in Lieu of Taxes		Regional & Consolidated School Tax	1,527,740.65
Financial Administration	27,000.00	Delinquent Tax & Lien Collections	287,828.31	School Taxes in Municipal Budget	
Assessment of Taxes	26,700.00	Business Personalty Replacement Taxes	53,401.64	County Taxes	896,089.28
Collection of Taxes	15,900.00	Taxes from Public Utilities	175,521.00	County Library Taxes	57,394.07
Planning, Housing & Development	62,270.00	Other Miscellaneous Tax Revenues		Local Municipal Purpose Taxes	688,630.03
Human Resources		State Aid Revenues	11,592.36	Veteran & Senior Citizen Taxes	18,850.00
Elections		Federal Aid Revenues		Total Taxes for Rate Computation	5,004,722.53
General Administration (other)	186,350.00	State and Local Fiscal Assistance Act Utilized		Special District Taxes	
JUDICIARY		Sale of Acquired Property		Bank Corp. Taxes	
Municipal Courts	200,664.19	Other Miscellaneous Revenues	273,153.23	Added and Omitted Taxes	32,270.06
PUBLIC SAFETY		Total	5,495,042.31	Total Taxes Levied - ABSTRACT	5,022,142.59
Fire Protection	77,918.00	Prior Years Surplus Appropriated	222,000.00	Total Taxes Billed	5,026,291.38
Police Protection	193,994.11	REVENUES TOTAL	5,717,042.81	1990 TAXES COLLECTED	4,691,541.22
Civil Defense & Disaster Control	600.00	Reserve For Uncollected Taxes	349,230.07	1990 Taxes Cancelled, Abated or Adjusted	30,864.96
Environmental Inspection & Control	26,295.00	CAPITAL OUTLAY TOTAL	188,314.25	Transfer to Tax Title Liens or Foreclosed	11,918.40
Other Public Safety				Balance Outstanding Dec. 31, 1990	291,966.80
PUBLIC WORKS				PRIOR YEARS TAXES OUTSTANDING	
Streets and Drainage	183,700.00	Public Enterprises		Balance January 1, 1990	327,565.56
Sewers and Sewage Processing	20,000.00	Recreation-Culture		Collected in 1990	289,828.31
Garbage and Trash Disposal		Public Works		Cancelled, Abated or Adjusted 1990	5,341.97
Public Buildings and Grounds	19,512.00	Buildings and Grounds	138,314.26	Transfers to Tax Title Liens or Foreclosed	10,327.70
Other Public Works		Library and Education		Balance December 31, 1990	22,067.58
HEALTH and WELFARE		Conservation		TAX TITLE LIENS OUTSTANDING	
Health Services Except Environmental	11,500.00	All Other		Balance January 1, 1990	11,263.91
Welfare-Public Assistance	1,350.00	CAPITAL DEBT AUTHORIZED, DECEMBER 31, 1990		Transfer From Taxes	24,397.10
Hospital, Clinics, First Aid		ISSUED AND UNISSUED		Redeemed in 1990	
Animal, Insect, & Rodent Control	21,600.00	School	1,948,973	Cancelled, Abated or Adjusted (1990)	8,122.83
Other Welfare Services		Self-Liquidating		Transfers to Foreclosed Property	
RECREATION and CONSERVATION		Other	1,330,000	Balance December 31, 1990	27,538.18
Beaches and Boardwalks		Total	3,278,973	PROPERTY ACQUIRED BY DEED OR	
Parks, Playgrounds, Shade Trees				FORECLOSURE	
Land Reclamation & Conservation	2,600.00	ISSUED AND OUTSTANDING		Balance January 1, 1990	700.00
Other Recreational Services	6,000.00	School	1,003,973.27	Transfers From Taxes or Liens	
EDUCATION (excluding schools)		Self-Liquidating		Sale for Cash (1990)	
Libraries		Other	1,330,000.00	Cancelled, Abated or Adjusted (1990)	
Other Educational Services		Total	2,333,973.27	Balance December 31, 1990	700.00
STATUTORY EXPENDITURES		EQUALIZED VALUATION BASIS		CURRENT FINANCES DECEMBER 31, 1990	
Pensions & F. I. C. A.	49,300.00	FOR NET DEBT COMPUTATION	266,736,786	ASSETS	
Employee Fringe Benefits	60,000.00	REAL PROPERTY VALUATIONS		Cash Dec. 31, 1990	1,422,366.00
Other Statutory Expenditures	1,000.00	Code Class # of Parcels % VAL'N	ASSESSED VALUATION	Taxes Receivable	314,034.38
CETA And Other Public Employment Programs		1 Vacant Land 123 3.59	11,180,171.00	Tax Title Liens	27,538.18
MUNICIPAL FUNCTIONS TOTAL	1,194,253.30	2 Residential 708 61.20	190,394,600.00	Foreclosed Property	700.00
CAPITAL IMPROVEMENTS *MEMO*	55,000.00	3 Farm 648 25.80	80,255,378.00	Emergencies & Other Deferred Charges	20,712.00
DEBT SERVICE		4a Commercial 23 8.00	24,891,900.00	State and Federal Aid Receivable	4,505.00
Principal Payments		4b Industrial 7 1.17	3,650,000.00	Other Receivables	63,152.44
Interest Payments	81,391.25	4c Apartments 2 .24	744,300.00	Total	1,853,008.00
DEFERRED CHARGES	140,271.73	Total 1516	311,116,349.00	LIABILITIES, RESERVES, AND SURPLUS	
SCHOOL, COUNTY, SPECIAL DISTRICT TAXES	4,301,242.50	Land Area 23.30 Sq. Miles		Cash Liabilities	888,150.00
RESERVE FOR UNCOLLECTED TAXES	349,230.07	Net Valuation Taxable-Municipal	312,126,331	Reserves for Receivables	405,425.00
EXPENDITURES TOTAL	6,066,388.85	Net Valuation Taxable-County	288,439,448	Surplus Dec. 31, 1990	559,433.00
		State Equalized Valuation	285,550,268	Total	1,853,008.00
		State Equalization Ratio	109.34		

1803

Population 1980 31,353  
 Population 1990 42,783  
 S & P Rating AA-  
 Moody Rating AA

General Tax Rate Per \$100. 3.55  
 State Equalized Tax Rate 1.56

**FRANKLIN TOWNSHIP - SOMERSET CO.**  
 Form of Government  
**Council-Manager Plan D (OMCL 50)**  
 Number of Members - 9

PER CAPITA:  
 Gross Debt 729.95  
 Net Debt 422.12  
 Debt Service 41.89  
 Total Tax Levy 1,373.84  
 Municipal Expenditures 528.04

PER CENT:  
 Gross Debt .99  
 Net Debt .57  
 Tax Levy Collected 94.69  
 Tax Levy Cancelled, Abated or Adjusted 1.02

EXPENDITURES		REVENUES-REALIZED		1990 PROPERTY TAX	
<b>GENERAL GOVERNMENT</b>				<b>STATE EQUALIZED TAX RATE</b>	
Governing Body & Public Boards	63,444.00	1990 Property Taxes Collected	55,725,294.57	Local District School Taxes	.89 31,385,879.50
Municipal Clerk	121,924.00	1990 Payments in Lieu of Taxes		Regional & Consolidated School Tax	
Financial Administration	249,706.00	Delinquent Tax & Lien Collections	2,207,464.43	School Taxes in Municipal Budget	
Assessment of Taxes	35,000.00	Business Personalty Replacement Taxes	283,130.72	County Taxes	.42 * 14,723,715.76
Collection of Taxes	340,424.00	Taxes from Public Utilities	3,056,939.00	County Library Taxes	
Planning, Housing & Development	920,406.50	Other Miscellaneous Tax Revenues		Local Municipal Purpose Taxes	.25 8,646,133.00
Human Resources	221,908.00	State Aid Revenues	299,655.82	Veteran & Senior Citizen Taxes	214,300.00
Elections	14,400.00	Federal Aid Revenues		Total Taxes for Rate Computation	1.56 54,970,028.26
General Administration (other)	2,143,774.00	State and Local Fiscal Assistance Act Utilized		Special District Taxes	1,845,179.95
<b>JUDICIARY</b>		Sale of Acquired Property		Bank Corp. Taxes	
Municipal Courts	255,933.00	Other Miscellaneous Revenues	4,677,378.97	Added and Omitted Taxes	
<b>PUBLIC SAFETY</b>		Total	66,249,363.51	Total Taxes Levied - ABSTRACT	58,773,025.53
Fire Protection	275,372.66	Prior Years Surplus Appropriated	5,005,000.00	Total Taxes Billed	58,849,763.18
Police Protection	4,757,504.17	REVENUES TOTAL	71,254,863.51	1990 TAXES COLLECTED	55,725,294.57
Civil Defense & Disaster Control	2,500.00	Reserve For Uncollected Taxes	3,234,347.00	1990 Taxes Cancelled, Abated or Adjusted	599,573.51
Environmental Inspection & Control	462,467.00	<b>CAPITAL OUTLAY TOTAL</b>	3,468,752.15	Transfer to Tax Title Liens or Foreclosed	615,462.58
Other Public Safety				Balance Outstanding Dec. 31, 1990	1,909,432.52
<b>PUBLIC WORKS</b>				<b>PRIOR YEARS TAXES OUTSTANDING</b>	
Streets and Drainage	1,910,439.00	Public Enterprises	679,943.15	Balance January 1, 1990	2,698,266.29
Sewers and Sewage Processing		Recreation-Culture	64,991.90	Collected in 1990	2,115,250.41
Garbage and Trash Disposal		Public Works	1,246,055.20	Cancelled, Abated or Adjusted 1990	153,439.74
Public Buildings and Grounds		Buildings and Grounds	1,477,731.90	Transfers to Tax Title Liens or Foreclosed	301,663.30
Other Public Works	244,032.00	Library and Education		Balance December 31, 1990	127,912.84
<b>HEALTH and WELFARE</b>		Conservation		<b>TAX TITLE LIENS OUTSTANDING</b>	
Health Services Except Environmental	255,678.00	All Other		Balance January 1, 1990	148,171.28
Welfare-Public Assistance	20,000.00	<b>CAPITAL DEBT AUTHORIZED, DECEMBER 31, 1990</b>		Transfer From Taxes	917,125.88
Hospital, Clinics, First Aid	94,420.00	<b>ISSUED AND UNISSUED GROSS DEBT NET DEBT</b>		Redeemed in 1990	92,214.02
Animal, Insect, & Rodent Control	55,000.00	School		Cancelled, Abated or Adjusted (1990)	
Other Welfare Services	79,376.00	Self-Liquidating	13,011,000	Transfers to Foreclosed Property	
<b>RECREATION and CONSERVATION</b>		Other	18,216,091	Balance December 31, 1990	973,083.14
Beaches and Boardwalks		Total	31,227,091	<b>PROPERTY ACQUIRED BY DEED OR FORECLOSURE</b>	
Parks, Playgrounds, Shade Trees		<b>ISSUED AND OUTSTANDING</b>		Balance January 1, 1990	277,972.00
Land Reclamation & Conservation	904,703.00	School		Transfers From Taxes or Liens	
Other Recreational Services	612,343.89	Self-Liquidating	13,011,000.00	Sale for Cash (1990)	
<b>EDUCATION (excluding schools)</b>		Other	16,855,000.00	Cancelled, Abated or Adjusted (1990)	
Libraries	714,730.00	Total	29,866,000.00	Balance December 31, 1990	277,972.00
Other Educational Services		<b>EQUALIZED VALUATION BASIS</b>		<b>CURRENT FINANCES DECEMBER 31, 1990</b>	
<b>STATUTORY EXPENDITURES</b>		<b>FOR NET DEBT COMPUTATION</b>	3,150,204,236	<b>ASSETS</b>	
Pensions & F. I. C. A.	1,466,832.00	<b>REAL PROPERTY VALUATIONS</b>		Cash Dec. 31, 1990	9,120,361.06
Employee Fringe Benefits	1,323,517.00	Code Class # of Parcels % VAL'N		Taxes Receivable	2,037,345.36
Other Statutory Expenditures	9,920.00	1 Vacant Land 1684 2.35	35,045,500.00	Tax Title Liens	973,083.14
<b>CETA And Other Public Employment Programs</b>		2 Residential 13156 59.44	885,467,400.00	Foreclosed Property	277,972.00
<b>MUNICIPAL FUNCTIONS</b>	17,558,904.22	3 Farm 496 1.12	16,723,000.00	Emergencies & Other Deferred Charges	
<b>CAPITAL IMPROVEMENTS</b>	503,653.00	4a Commercial 390 18.82	280,422,100.00	State and Federal Aid Receivable	63,975.36
<b>DEBT SERVICE</b>		4b Industrial 143 15.24	226,964,300.00	Other Receivables	389,407.05
Principal Payments	865,670.74	4c Apartments 208 3.02	45,054,600.00	Total	12,862,143.97
Interest Payments	926,431.89	Total 16082	1,489,676,900.00	<b>LIABILITIES, RESERVES, AND SURPLUS</b>	
<b>DEFERRED CHARGES</b>	4,000.00	Land Area 46.90 Sq. Miles		Cash Liabilities	3,862,639.79
<b>SCHOOL, COUNTY, SPECIAL DISTRICT TAXES</b>	47,954,775.21	Net Valuation Taxable-Municipal	1,501,211,568	Reserves for Receivables	3,677,807.55
<b>RESERVE FOR UNCOLLECTED TAXES</b>	3,234,347.00	Net Valuation Taxable-County	3,469,996,489	Surplus Dec. 31, 1990	5,321,696.63
<b>EXPENDITURES</b>	70,544,179.05	State Equalized Valuation	3,501,056,570	Total	12,862,143.97
<b>TOTAL</b>		State Equalization Ratio	42.69		



2105

Population 1980 2,341  
 Population 1990 2,404  
 S & P Rating  
 Moody Rating

General Tax Rate Per \$100. 1.60  
 State Equalized Tax Rate 1.83

**FRANKLIN TOWNSHIP - WARREN COUNTY**  
**Form of Government**  
**Township Committee**  
**Number of Members - 3**

PER CAPITA:  
 Gross Debt  
 Net Debt  
 Debt Service  
 Total Tax Levy 1,376.30  
 Municipal Expenditures 555.24

PER CENT:  
 Gross Debt  
 Net Debt  
 Tax Levy Collected R9.34  
 Tax Levy Cancelled, Abated or Adjusted .81

EXPENDITURES		REVENUES-REALIZED		1990 PROPERTY TAX	
<b>GENERAL GOVERNMENT</b>		1990 Property Taxes Collected 2,961,226.97		STATE EQUALIZED TAX RATE .53 939,910.00	
Governing Body & Public Boards		1990 Payments in Lieu of Taxes		Local District School Taxes .63 1,119,828.44	
Municipal Clerk		Delinquent Tax & Lien Collections 410,974.75		Regional & Consolidated School Tax .63	
Financial Administration 28,890.00		Business Personalty Replacement Taxes 67,476.00		School Taxes in Municipal Budget	
Assessment of Taxes 29,102.00		Taxes from Public Utilities 179,543.00		County Taxes .56 998,250.51	
Collection of Taxes 20,138.79		Other Miscellaneous Tax Revenues		County Library Taxes .63 49,505.02	
Planning, Housing & Development 147,739.10		State Aid Revenues 1,286.00		Local Municipal Purpose Taxes .08 150,000.00	
Human Resources		Federal Aid Revenues		Veteran & Senior Citizen Taxes	22,250.00
Elections		State and Local Fiscal Assistance Act Utilized		Total Taxes for Rate Computation 1.83 3,279,749.97	
General Administration (other) 191,402.33		Sale of Acquired Property		Special District Taxes	
<b>JUDICIARY</b>		Other Miscellaneous Revenues		Bank Corp. Taxes	
Municipal Courts 23,935.12		Total 483,862.53		Added and Omitted Taxes 51,129.87	
<b>PUBLIC SAFETY</b>		Prior Years Surplus Appropriated 750,000.00		Total Taxes Levied - ABSTRACT 3,308,629.84	
Fire Protection 50,696.81		REVENUES TOTAL 4,854,309.15		Total Taxes Billed 3,314,686.77	
Police Protection 20,820.00		Reserve For Uncollected Taxes 529,600.00		1990 TAXES COLLECTED 2,961,226.87	
Civil Defense & Disaster Control 3,046.99				1990 Taxes Cancelled, Abated or Adjusted 26,749.06	
Environmental Inspection & Control 49,462.32				Transfer to Tax Title Liens or Foreclosed 13,607.60	
Other Public Safety				Balance Outstanding Dec. 31, 1990 313,102.64	
<b>PUBLIC WORKS</b>		<b>CAPITAL OUTLAY TOTAL 1,255.25</b>		<b>PRIOR YEARS TAXES OUTSTANDING</b>	
Streets and Drainage 128,505.48		Public Enterprises		Balance January 1, 1990 419,336.00	
Sewers and Sewage Processing		Recreation-Culture		Collected in 1990 410,974.75	
Garbage and Trash Disposal 6,640.00		Public Works	1,255.25	Cancelled, Abated or Adjusted 1990 283.08	
Public Buildings and Grounds 19,757.72		Buildings and Grounds		Transfers to Tax Title Liens or Foreclosed	
Other Public Works		Library and Education		Balance December 31, 1990 6,078.17	
<b>HEALTH and WELFARE</b>		Conservation		<b>TAX TITLE LIENS OUTSTANDING</b>	
Health Services Except Environmental		All Other		Balance January 1, 1990 54,456.85	
Welfare-Public Assistance 5,405.91				Transfer From Taxes 13,607.60	
Hospital, Clinics, First Aid 100.00				Redeemed in 1990	
Animal, Insect, & Rodent Control 14,318.10				Cancelled, Abated or Adjusted (1990)	
Other Welfare Services				Transfers to Foreclosed Property	
<b>RECREATION and CONSERVATION</b>				Balance December 31, 1990 63,064.45	
Beaches and Boardwalks				<b>PROPERTY ACQUIRED BY DEED OR FORECLOSURE</b>	
Parks, Playgrounds, Shade Trees				Balance January 1, 1990	
Land Reclamation & Conservation 5,345.93				Transfers From Taxes or Liens	
Other Recreational Services 9,500.00				Sale for Cash (1990)	
<b>EDUCATION (excluding schools)</b>				Cancelled, Abated or Adjusted (1990)	
Libraries				Balance December 31, 1990	
Other Educational Services 500.00				<b>CURRENT FINANCES DECEMBER 31, 1990</b>	
<b>STATUTORY EXPENDITURES</b>				<b>ASSETS</b>	
Pensions & F. L. C. A. 20,532.74				Cash Dec. 31, 1990 3,396,365.09	
Employee Fringe Benefits 19,674.90				Taxes Receivable 321,180.21	
Other Statutory Expenditures 500.00				Tax Title Liens 68,064.45	
<b>CETA And Other Public Employment Programs</b>				Foreclosed Property	
<b>MUNICIPAL FUNCTIONS TOTAL 795,194.30</b>				Emergencies & Other Deferred Charges 14,000.00	
<b>CAPITAL IMPROVEMENTS *MEMO*</b>				State and Federal Aid Receivable	
<b>DEBT SERVICE</b>				Other Receivables 5,195.45	
Principal Payments				Total 3,804,805.79	
Interest Payments				<b>LIABILITIES, RESERVES, AND SURPLUS</b>	
<b>DEFERRED CHARGES 10,000.00</b>				Cash Liabilities 2,016,480.55	
<b>SCHOOL, COUNTY, SPECIAL DISTRICT TAXES 3,107,499.97</b>				Reserves for Receivables 394,440.71	
<b>RESERVE FOR UNCOLLECTED TAXES 529,600.00</b>				Surplus Dec. 31, 1990 1,393,884.53	
<b>EXPENDITURES TOTAL 4,442,294.27</b>				Total 3,804,805.79	
		<b>Code Class # of Parcels % VAL'N</b>	<b>ASSESSED VALUATION</b>		
		1 Vacant Land 182 14.19 17,474,440.00			
		2 Residential 552 62.25 76,655,700.00			
		3 Farm 173 8.48 10,439,880.00			
		4a Commercial 35 13.77 16,956,550.00			
		4b Industrial 4 1.31 1,607,600.00			
		4c Apartments			
		Total 946 123,133,170.00			
		Land Area 24.10 Sq. Miles			
		Net Valuation Taxable-Municipal 203,980,706			
		Net Valuation Taxable-County 172,645,046			
		State Equalized Valuation 178,792,385			
		State Equalization Ratio 114.24			



Population 1980 **8,769**  
 Population 1990 **9,873**  
 S & P Rating  
 Moody Rating

General Tax Rate Per \$100. **1.25**  
 State Equalized Tax Rate **1.02**

**FRANKLIN LAKES BOROUGH - BERGEN CO.**  
**Form of Government**  
**Borough Council**  
**Number of Members - 6**

PER CAPITAL: Gross Debt **219.77** PER CENT: Gross Debt **.10**  
 Net Debt **149.78** Net Debt **.07**  
 Debt Service **15.19** Tax Levy Collected **96.16**  
 Total Tax Levy **2,543.80** Tax Levy Cancelled, Abated or Adjusted **.23**  
 Municipal Expenditures **577.56**

EXPENDITURES		REVENUES-REALIZED		1990 PROPERTY TAX	
<b>GENERAL GOVERNMENT</b>				<b>STATE EQUALIZED TAX RATE</b>	
Governing Body & Public Boards		1990 Property Taxes Collected	24,189,222.28	Local District School Taxes	.33 7,561,822.00
Municipal Clerk		1990 Payments in Lieu of Taxes	996.54	Regional & Consolidated School Tax	.33 7,500,880.36
Financial Administration		Delinquent Tax & Lien Collections	608,862.33	School Taxes in Municipal Budget	
Assessment of Taxes	177,983.09	Business Personalty Replacement Taxes	74,211.56	County Taxes	.24 5,515,936.29
Collection of Taxes	80,156.12	Taxes from Public Utilities	1,069,145.00	County Library Taxes	
Planning, Housing & Development	63,136.57	Other Miscellaneous Tax Revenues		Local Municipal Purpose Taxes	.12 2,654,235.00
Human Resources	65,000.00	State Aid Revenues	179,130.69	Veteran & Senior Citizen Taxes	
Elections	2,700.00	Federal Aid Revenues		Total Taxes for Rate Computation	1.02 23,273,623.65
General Administration (other)	934,978.71	State and Local Fiscal Assistance Act Utilized		Special District Taxes	
<b>JUDICIARY</b>		Sale of Acquired Property		Bank Corp. Taxes	
Municipal Courts	77,128.42	Other Miscellaneous Revenues	846,974.72	Added and Omitted Taxes	
<b>PUBLIC SAFETY</b>		Total	26,968,543.12	Total Taxes Levied - ABSTRACT	25,114,971.80
Fire Protection	190,873.00	Prior Years Surplus Appropriated	500,000.00	Total Taxes Billed	25,155,008.01
Police Protection	1,090,636.20	REVENUES TOTAL	27,468,543.12	1990 TAXES COLLECTED	24,189,222.28
Civil Defense & Disaster Control		Reserve For Uncollected Taxes	803,611.00	1990 Taxes Cancelled, Abated or Adjusted	57,936.25
Environmental Inspection & Control	125,890.59	<b>CAPITAL OUTLAY</b>	862,188.46	Transfer to Tax Title Liens or Foreclosed	
Other Public Safety		<b>TOTAL</b>		Balance Outstanding Dec. 31, 1990	907,849.48
<b>PUBLIC WORKS</b>				<b>PRIOR YEARS TAXES OUTSTANDING</b>	
Streets and Drainage	565,290.91	Public Enterprises		Balance January 1, 1990	645,562.74
Sewers and Sewage Processing		Recreation—Culture	38,595.98	Collected in 1990	608,693.65
Garbage and Trash Disposal		Public Works	308,849.70	Cancelled, Abated or Adjusted 1990	13,633.04
Public Buildings and Grounds	49,124.37	Buildings and Grounds	279,612.78	Transfers to Tax Title Liens or Foreclosed	21,377.28
Other Public Works	29,076.88	Library and Education	235,130.00	Balance December 31, 1990	1,858.77
<b>HEALTH and WELFARE</b>		Conservation		<b>TAX TITLE LIENS OUTSTANDING</b>	
Health Services Except Environmental	69,153.66	All Other		Balance January 1, 1990	168.68
Welfare-Public Assistance	900.00	<b>CAPITAL DEBT AUTHORIZED, DECEMBER 31, 1990</b>		Transfer From Taxes	25,860.62
Hospital, Clinics, First Aid		<b>ISSUED AND UNISSUED</b>		Redeemed in 1990	168.68
Animal, Insect, & Rodent Control		<b>GROSS DEBT</b>	691,066	Cancelled, Abated or Adjusted (1990)	
Other Welfare Services		School		Transfers to Foreclosed Property	
<b>RECREATION and CONSERVATION</b>		Self-Liquidating		Balance December 31, 1990	25,860.62
Beaches and Boardwalks		Other	1,478,739	<b>PROPERTY ACQUIRED BY DEED OR FORECLOSURE</b>	
Parks, Playgrounds, Shade Trees	3,000.00	Total	2,169,805	Balance January 1, 1990	
Land Reclamation & Conservation	48,377.78	<b>ISSUED AND OUTSTANDING</b>		Transfers From Taxes or Liens	
Other Recreational Services	159,932.92	School		Sale for Cash (1990)	
<b>EDUCATION (excluding schools)</b>		Self-Liquidating		Cancelled, Abated or Adjusted (1990)	
Libraries	383,000.00	Other		Balance December 31, 1990	
Other Educational Services		Total	1,769,805.40	<b>CURRENT FINANCES DECEMBER 31, 1990</b>	
<b>STATUTORY EXPENDITURES</b>		<b>EQUALIZED VALUATION BASIS FOR NET DEBT COMPUTATION</b>	2,152,958.445	<b>ASSETS</b>	
Pensions & F. I. C. A.	347,883.56	<b>REAL PROPERTY VALUATIONS</b>		Cash Dec. 31, 1990	1,054,670.11
Employee Fringe Benefits	284,000.00	Code Class # of Parcels % VAL'N		Taxes Receivable	909,708.25
Other Statutory Expenditures		1 Vacant Land 339 4.60	91,464,100.00	Tax Title Liens	25,860.62
CETA And Other Public Employment Programs		2 Residential 3100 81.11	1,613,083,400.00	Foreclosed Property	
<b>MUNICIPAL FUNCTIONS</b>		3 Farm 27 .34	6,903,100.00	Emergencies & Other Deferred Charges	
<b>CAPITAL IMPROVEMENTS</b>	<b>*MEMO*</b>	4a Commercial 49 13.07	259,921,700.00	State and Federal Aid Receivable	6,502.52
<b>DEBT SERVICE</b>		4b Industrial 16 .88	17,493,400.00	Other Receivables	7,830.00
Principal Payments	111,021.00	4c Apartments		Total	2,004,571.50
Interest Payments	39,979.00	Total	3531	<b>LIABILITIES, RESERVES, AND SURPLUS</b>	
<b>DEFERRED CHARGES</b>		Land Area 9.80 Sq. Miles		Cash Liabilities	871,276.67
SCHOOL, COUNTY, SPECIAL DISTRICT TAXES	22,192,899.65	Net Valuation Taxable-Municipal	1,990,973,669	Reserves for Receivables	935,568.87
RESERVE FOR UNCOLLECTED TAXES	803,611.00	Net Valuation Taxable-County	2,314,140,076	Surplus Dec. 31, 1990	197,725.96
<b>EXPENDITURES</b>		State Equalized Valuation	2,291,055,323	Total	2,004,571.50
<b>TOTAL</b>	27,895,155.93	State Equalization Ratio	86.89		

1907  
 Population 1980 2,281  
 Population 1990 2,763  
 S & P Rating  
 Moody Rating

General Tax Rate Per \$100. 3.55  
 State Equalized Tax Rate 1.87

FREDON TOWNSHIP - SUSSEX COUNTY  
 Form of Government  
 Township Committee  
 Number of Members - 5

PER CAPITA:  
 Gross Debt 408.53  
 Net Debt 345.55  
 Debt Service 14.82  
 Total Tax Levy 1,392.65  
 Municipal Expenditures 332.67  
 PER CENT:  
 Gross Debt .60  
 Net Debt .51  
 Tax Levy Collected 95.95  
 Tax Levy Cancelled, Abated or Adjusted .35

EXPENDITURES		REVENUES-REALIZED		1990 PROPERTY TAX	
GENERAL GOVERNMENT				STATE EQUALIZED TAX RATE	
Governing Body & Public Boards		1990 Property Taxes Collected	3,695,085.34	Local District School Taxes .69	1,412,613.00
Municipal Clerk		1990 Payments in Lieu of Taxes	5,963.22	Regional & Consolidated School Tax .57	1,176,723.37
Financial Administration	29,050.00	Delinquent Tax & Lien Collections	133,754.80	School Taxes in Municipal Budget	
Assessment of Taxes	17,075.00	Business Personalty Replacement Taxes	35,776.48	County Taxes .37 *	762,283.53
Collection of Taxes	15,650.00	Taxes from Public Utilities	156,992.00	County Library Taxes .02	44,992.11
Planning, Housing & Development	33,835.00	Other Miscellaneous Tax Revenues		Local Municipal Purpose Taxes .21	431,068.52
Human Resources		State Aid Revenues	1,253.00	Veteran & Senior Citizen Taxes	14,900.00
Elections		Federal Aid Revenues		Total Taxes for Rate Computation 1.86	3,842,580.53
General Administration (other)	158,630.00	State and Local Fiscal Assistance Act Utilized		Special District Taxes	
JUDICIARY		Sole of Acquired Property		Bank Corp. Taxes	
Municipal Courts	13,507.00	Other Miscellaneous Revenues	104,725.35	Added and Omitted Taxes	20,222.61
PUBLIC SAFETY		Total	4,133,550.19	Total Taxes Levied - ABSTRACT	3,847,903.14
Fire Protection	27,643.30	Prior Years Surplus Appropriated	282,500.00	Total Taxes Billed	3,851,223.55
Police Protection	9,900.00	REVENUES TOTAL	4,416,050.19	1990 TAXES COLLECTED	3,695,085.34
Civil Defense & Disaster Control	300.00	Reserve For Uncollected Taxes	210,000.00	1990 Taxes Cancelled, Abated or Adjusted	13,537.83
Environmental Inspection & Control	35,105.00			Transfer to Tax Title Liens or Foreclosed	1,299.30
Other Public Safety		CAPITAL OUTLAY TOTAL	136,439.39	Balance Outstanding Dec. 31, 1990	141,306.08
PUBLIC WORKS				PRIOR YEARS TAXES OUTSTANDING	
Streets and Drainage	201,153.00	Public Enterprises		Balance January 1, 1990	133,755.67
Sewers and Sewage Processing		Recreation-Culture		Collected in 1990	133,754.60
Garbage and Trash Disposal	3,800.00	Public Works	88,242.93	Cancelled, Abated or Adjusted 1990	.87
Public Buildings and Grounds	26,500.00	Buildings and Grounds	48,196.56	Transfers to Tax Title Liens or Foreclosed	
Other Public Works		Library and Education		Balance December 31, 1990	
HEALTH and WELFARE		Conservation		TAX TITLE LIENS OUTSTANDING	
Health Services Except Environmental	1,695.00	All Other		Balance January 1, 1990	3,541.26
Welfare-Public Assistance	2,650.00			Transfer From Taxes	1,299.30
Hospital, Clinics, First Aid		CAPITAL DEBT AUTHORIZED, DECEMBER 31, 1990		Redeemed in 1990	
Animal, Insect, & Rodent Control		ISSUED AND UNISSUED		Cancelled, Abated or Adjusted (1990)	
Other Welfare Services		School	174,169	Transfers to Foreclosed Property	
RECREATION and CONSERVATION		Self-Liquidating		Balance December 31, 1990	4,840.56
Beaches and Boardwalks		Other	954,744	PROPERTY ACQUIRED BY DEED OR	
Parks, Playgrounds, Shade Trees		Total	1,128,913	FORECLOSURE	
Land Reclamation & Conservation	23,100.00	ISSUED AND OUTSTANDING		Balance January 1, 1990	4,400.00
Other Recreational Services	3,100.00	School	174,169.73	Transfers From Taxes or Liens	
EDUCATION (excluding schools)		Self-Liquidating		Sole for Cash (1990)	
Libraries		Other	121,300.00	Cancelled, Abated or Adjusted (1990)	
Other Educational Services		Total	295,469.73	Balance December 31, 1990	4,400.00
STATUTORY EXPENDITURES		EQUALIZED VALUATION BASIS		CURRENT FINANCES DECEMBER 31, 1990	
Pensions & F. L. C. A.	29,334.70	FOR NET DEBT COMPUTATION	186,958,959	ASSETS	
Employee Fringe Benefits		REAL PROPERTY VALUATIONS		Cash Dec. 31, 1990	555,747.51
Other Statutory Expenditures	2,090.00	Code Class # of Parcels % VAL'N		Taxes Receivable	141,306.08
CETA And Other Public Employment Programs		1 Vacant Land 187 4.38	4,704,200.00	Tax Title Liens	4,840.56
MUNICIPAL FUNCTIONS TOTAL	640,218.00	2 Residential 773 74.82	80,432,090.00	Foreclosed Property	4,400.00
CAPITAL IMPROVEMENTS *MEMO*	60,000.00	3 Farm 309 15.52	16,688,550.00	Emergencies & Other Deferred Charges	2,500.00
DEBT SERVICE		4a Commercial 24 2.70	2,901,500.00	State and Federal Aid Receivable	7,972.19
Principal Payments	40,000.00	4b Industrial 5 2.59	2,780,700.00	Other Receivables	66.61
Interest Payments	959.96	4c Apartments		Total	716,832.95
DEFERRED CHARGES	28,000.00	Total 1298	107,507,040.00	LIABILITIES, RESERVES, AND SURPLUS	
SCHOOL, COUNTY, SPECIAL DISTRICT TAXES	3,396,612.01	Land Area 18.00 Sq. Miles		Cash Liabilities	123,058.50
RESERVE FOR UNCOLLECTED TAXES	210,000.00	Net Valuation Taxable-Municipal	107,915,660	Reserves for Receivables	150,613.25
EXPENDITURES TOTAL	4,315,789.97	Net Valuation Taxable-County	201,714,299	Surplus Dec. 31, 1990	443,161.20
		State Equalized Valuation	204,911,264	Total	716,832.95
		State Equalization Ratio	52.57		



1315  
Population 1980 10,020  
Population 1990 10,742  
S & P Rating  
Moody Rating A

General Tax Rate Per \$100. 1.74  
State Equalized Tax Rate 2.03

**FREEHOLD BOROUGH - MONMOUTH CO.**  
Form of Government  
Borough Council  
Number of Members - 6

PER CAPITA: Gross Debt 870.47 PER CENT: 1.95  
Net Debt 589.27 Net Debt 1.32  
Debt Service 47.85 Tax Levy Collected 95.76  
Total Tax Levy 1,001.22 Tax Levy Cancelled, Abated  
Municipal Expenditures 584.78 or Adjusted .11

EXPENDITURES		REVENUES-REALIZED		1990 PROPERTY TAX	
<b>GENERAL GOVERNMENT</b>				<b>STATE EQUALIZED TAX RATE</b>	
Governing Body & Public Boards		1990 Property Taxes Collected	10,301,117.93	Local District School Taxes	.55 2,825,119.75
Municipal Clerk		1990 Payments in Lieu of Taxes	67,102.24	Regional & Consolidated School Tax	.38 1,944,871.26
Financial Administration	115,339.00	Delinquent Tax & Lien Collections	308,596.67	School Taxes in Municipal Budget	
Assessment of Taxes	56,450.00	Business Personalty Replacement Taxes	187,867.72	County Taxes	.43 * 2,210,974.88
Collection of Taxes	50,673.00	Taxes from Public Utilities	562,001.00	County Library Taxes	
Planning, Housing & Development	41,839.35	Other Miscellaneous Tax Revenues		Local Municipal Purpose Taxes	.73 3,753,424.57
Human Resources	31,230.00	State Aid Revenues	148,248.76	Veteran & Senior Citizen Taxes	69,650.00
Elections	2,800.00	Federal Aid Revenues		Total Taxes for Rate Computation	2.09 10,804,040.46
General Administration (other)	598,974.00	State and Local Fiscal Assistance Act Utilized		Special District Taxes	
<b>JUDICIARY</b>		Sale of Acquired Property		Bank Corp. Taxes	
Municipal Courts	122,319.34	Other Miscellaneous Revenues	851,285.79	Added and Omitted Taxes	20,711.47
<b>PUBLIC SAFETY</b>		Total	12,426,220.11	Total Taxes Levied - ABSTRACT	10,755,101.93
Fire Protection	188,929.00	Prior Years Surplus Appropriated	683,000.00	Total Taxes Billed	10,757,094.86
Police Protection	1,397,316.16	REVENUES TOTAL	13,109,220.11	1990 TAXES COLLECTED	10,301,117.93
Civil Defense & Disaster Control	2,800.00	Reserve For Uncollected Taxes	545,042.43	1990 Taxes Cancelled, Abated or Adjusted	11,823.51
Environmental Inspection & Control	97,903.00	<b>CAPITAL OUTLAY TOTAL</b>	1,030,927.76	Transfer to Tax Title Liens or Foreclosed	93,751.23
Other Public Safety				Balance Outstanding Dec. 31, 1990	350,402.19
<b>PUBLIC WORKS</b>				<b>PRIOR YEARS TAXES OUTSTANDING</b>	
Streets and Drainage	645,621.00	Public Enterprises	268,953.21	Balance January 1, 1990	276,072.85
Sewers and Sewage Processing		Recreation-Culture		Collected in 1990	242,414.64
Garbage and Trash Disposal	649,674.00	Public Works	289,197.97	Cancelled, Abated or Adjusted 1990	
Public Buildings and Grounds	159,400.00	Buildings and Grounds	472,676.58	Transfers to Tax Title Liens or Foreclosed	29,940.88
Other Public Works		Library and Education		Balance December 31, 1990	3,717.33
<b>HEALTH and WELFARE</b>		Conservation		<b>TAX TITLE LIENS OUTSTANDING</b>	
Health Services Except Environmental	62,339.00	All Other		Balance January 1, 1990	125,023.36
Welfare-Public Assistance	55,150.00	<b>CAPITAL DEBT AUTHORIZED, DECEMBER 31, 1990</b>		Transfer From Taxes	128,309.59
Hospital, Clinics, First Aid		ISSUED AND UNISSUED		Redeemed in 1990	66,182.03
Animal, Insect, & Rodent Control		School	2,489,850	Cancelled, Abated or Adjusted (1990)	8,104.98
Other Welfare Services		Self-Liquidating	2,618,000	Transfers to Foreclosed Property	
<b>RECREATION and CONSERVATION</b>		Other	4,242,750	Balance December 31, 1990	179,045.94
Beaches and Boardwalks		Total	9,350,600	<b>PROPERTY ACQUIRED BY DEED OR FORECLOSURE</b>	
Parks, Playgrounds, Shade Trees	50,000.00			Balance January 1, 1990	15,200.00
Land Reclamation & Conservation	49,955.00	ISSUED AND OUTSTANDING		Transfers From Taxes or Liens	
Other Recreational Services	36,346.94	School	2,489,850.93	Sale for Cash (1990)	
<b>EDUCATION (excluding schools)</b>		Self-Liquidating	2,125,000.00	Cancelled, Abated or Adjusted (1990)	
Libraries		Other	3,853,500.00	Balance December 31, 1990	15,200.00
Other Educational Services	145,603.65	Total	8,468,350.93	<b>CURRENT FINANCES DECEMBER 31, 1990</b>	
<b>STATUTORY EXPENDITURES</b>		<b>EQUALIZED VALUATION BASIS</b>		<b>ASSETS</b>	
Pensions & F. I. C. A.	308,640.58	<b>FOR NET DEBT COMPUTATION</b>	479,211,774	Cash Dec. 31, 1990	2,513,565.13
Employee Fringe Benefits	270,118.00	<b>REAL PROPERTY VALUATIONS</b>		Taxes Receivable	354,119.52
Other Statutory Expenditures	100.00	Code Class # of Parcels % VAL'N	ASSESSED VALUATION	Tax Title Liens	179,045.94
CETA And Other Public Employment Programs		1 Vacant Land 183 1.41	7,526,000.00	Foreclosed Property	15,200.00
<b>MUNICIPAL FUNCTIONS TOTAL</b>	5,140,621.02	2 Residential 2921 72.24	384,887,400.00	Emergencies & Other Deferred Charges	75,000.00
<b>CAPITAL IMPROVEMENTS *MEMO*</b>	50,000.00	3 Farm		State and Federal Aid Receivable	10,313.00
<b>DEBT SERVICE</b>		4a Commercial 249 20.24	107,840,700.00	Other Receivables	20,235.52
Principal Payments	259,000.00	4b Industrial 6 3.46	18,445,400.00	Total	3,167,479.11
Interest Payments	255,023.13	4c Apartments 16 2.65	14,117,600.00	<b>LIABILITIES, RESERVES, AND SURPLUS</b>	
		Total 3375	532,817,100.00	Cash Liabilities	1,684,559.56
<b>DEFERRED CHARGES</b>	82,036.49	Land Area 1.90 Sq. Miles		Reserves for Receivables	568,600.98
SCHOOL, COUNTY, SPECIAL DISTRICT TAXES	6,980,965.89	Net Valuation Taxable-Municipal	552,851,874	Surplus Dec. 31, 1990	914,318.57
RESERVE FOR UNCOLLECTED TAXES	545,042.43	Net Valuation Taxable-County	536,345,664	Total	3,167,479.11
<b>EXPENDITURES TOTAL</b>	13,262,688.96	State Equalized Valuation	516,093,893		
		State Equalization Ratio	107.41		



Population 1980 **19,202**  
 Population 1990 **24,710**  
 S & P Rating **A**  
 Moody Rating **A1**

General Tax Rate Per \$100. **1.85**  
 State Equalized Tax Rate **1.93**

# FREEHOLD TOWNSHIP - MONMOUTH CO.

Form of Government  
 Township Committee  
 Number of Members - 5

## PER CAPITAL:

Gross Debt **1,849.38**  
 Net Debt **737.63**  
 Debt Service **59.59**  
 Total Tax Levy **1,490.58**  
 Municipal Expenditures **636.28**

## PER CENT:

Gross Debt **2.64**  
 Net Debt **1.05**  
 Tax Levy Collected **95.63**  
 Tax Levy Cancelled, Abated or Adjusted **.81**

EXPENDITURES		REVENUES-REALIZED		1990 PROPERTY TAX	
<b>GENERAL GOVERNMENT</b>				STATE EQUALIZED TAX RATE <b>.82</b>	
Governing Body & Public Boards	70,850.00	1990 Property Taxes Collected	35,243,993.16	Local District School Taxes	14,942,423.75
Municipal Clerk	102,350.00	1990 Payments in Lieu of Taxes		Regional & Consolidated School Tax	7,602,760.05
Financial Administration	85,800.00	Delinquent Tax & Lien Collections	956,645.53	School Taxes in Municipal Budget	
Assessment of Taxes	95,500.00	Business Personalty Replacement Taxes	240,291.36	County Taxes	* 7,441,811.60
Collection of Taxes	158,800.00	Taxes from Public Utilities	4,060,522.00	County Library Taxes	244,210.51
Planning, Housing & Development	219,800.00	Other Miscellaneous Tax Revenues		Local Municipal Purpose Taxes	4,747,400.00
Human Resources	87,316.00	State Aid Revenues	316,956.88	Veteran & Senior Citizen Taxes	104,850.00
Elections	13,600.00	Federal Aid Revenues		Total Taxes for Rate Computation	35,083,455.91
General Administration (other)	1,255,333.00	State and Local Fiscal Assistance Act Utilized		Special District Taxes	812,000.00
<b>JUDICIARY</b>		Sale of Acquired Property		Bank Corp. Taxes	
Municipal Courts	177,800.00	Other Miscellaneous Revenues	2,806,803.93	Added and Omitted Taxes	1,041,669.56
<b>PUBLIC SAFETY</b>		Total	43,625,212.86	Total Taxes Levied - ABSTRACT	36,832,275.47
Fire Protection	274,916.00	Prior Years Surplus Appropriated	2,800,000.00	Total Taxes Billed	36,856,110.02
Police Protection	2,432,098.88	REVENUES TOTAL	46,425,212.86	1990 TAXES COLLECTED	35,243,993.16
Civil Defense & Disaster Control	14,725.00	Reserve For Uncollected Taxes	3,309,000.00	1990 Taxes Cancelled, Abated or Adjusted	297,934.63
Environmental Inspection & Control	475,515.00	CAPITAL OUTLAY TOTAL	4,175,722.31	Transfer to Tax Title Liens or Foreclosed	
Other Public Safety				Balance Outstanding Dec. 31, 1990	1,314,182.13
<b>PUBLIC WORKS</b>				<b>PRIOR YEARS TAXES OUTSTANDING</b>	
Streets and Drainage	1,860,524.00	Public Enterprises	1,604,274.20	Balance January 1, 1990	966,313.89
Sewers and Sewage Processing	175,800.00	Recreation-Culture	32,498.93	Collected in 1990	891,917.36
Garbage and Trash Disposal	162,000.00	Public Works	435,811.26	Cancelled, Abated or Adjusted 1990	
Public Buildings and Grounds	606,000.00	Buildings and Grounds	2,103,137.92	Transfers to Tax Title Liens or Foreclosed	
Other Public Works	12,700.00	Library and Education		Balance December 31, 1990	74,390.03
<b>HEALTH and WELFARE</b>		Conservation		<b>TAX TITLE LIENS OUTSTANDING</b>	
Health Services Except Environmental	240,844.00	All Other		Balance January 1, 1990	358,479.48
Welfare-Public Assistance	19,500.00	CAPITAL DEBT AUTHORIZED, DECEMBER 31, 1990		Transfer From Taxes	
Hospital, Clinics, First Aid	25,000.00	ISSUED AND UNISSUED		Redeemed in 1990	64,727.67
Animal, Insect, & Rodent Control		SCHOOL	8,168,636	Cancelled, Abated or Adjusted (1990)	
Other Welfare Services		Self-Liquidating	19,325,658	Transfers to Foreclosed Property	
<b>RECREATION and CONSERVATION</b>		Other	18,203,784	Balance December 31, 1990	293,751.51
Beaches and Boardwalks		Total	45,698,078	<b>PROPERTY ACQUIRED BY DEED OR FORECLOSURE</b>	
Parks, Playgrounds, Shade Trees	130,000.00	ISSUED AND OUTSTANDING		Balance January 1, 1990	140,000.00
Land Reclamation & Conservation	1,700.00	SCHOOL	8,168,636.45	Transfers From Taxes or Liens	
Other Recreational Services	605,225.00	Self-Liquidating	14,631,982.00	Sale for Cash (1990)	
<b>EDUCATION (excluding schools)</b>		Other	13,416,218.00	Cancelled, Abated or Adjusted (1990)	
Libraries	500.00	Total	36,216,836.45	Balance December 31, 1990	140,000.00
Other Educational Services	2,500.00	EQUALIZED VALUATION BASIS		<b>CURRENT FINANCES DECEMBER 31, 1990</b>	
<b>STATUTORY EXPENDITURES</b>		FOR NET DEBT COMPUTATION	1,732,239,111	<b>ASSETS</b>	
Pensions & F. I. C. A.	865,600.00	REAL PROPERTY VALUATIONS		Cash Dec. 31, 1990	16,722,503.87
Employee Fringe Benefits	642,705.00	Code Class # of Parcels % VAL'N	ASSESSED VALUATION	Taxes Receivable	1,388,578.21
Other Statutory Expenditures	1,000.00	1 Vacant Land 1117 7.79	141,483,200.00	Tax Title Liens	293,751.31
<b>CETA And Other Public Employment Programs</b>		2 Residential 7503 70.30	1,286,393,000.00	Foreclosed Property	140,000.00
<b>MUNICIPAL FUNCTIONS</b>		3 Farm 408 1.25	22,759,600.00	Emergencies & Other Deferred Charges	150,000.00
<b>CAPITAL IMPROVEMENTS</b>	<b>*MEMO*</b>	4a Commercial 279 15.11	274,634,600.00	State and Federal Aid Receivable	255,187.71
<b>DEBT SERVICE</b>		4b Industrial 11 4.69	85,146,500.00	Other Receivables	71,103.79
Principal Payments	745,058.00	4c Apartments 1 .36	6,612,700.00	Total	19,021,125.39
Interest Payments	727,409.70	Total 9319	1,817,029,600.00	<b>LIABILITIES, RESERVES, AND SURPLUS</b>	
<b>DEFERRED CHARGES</b>		Land Area 37.00 Sq. Miles		Cash Liabilities	14,092,822.95
SCHOOL, COUNTY, SPECIAL DISTRICT TAXES	31,043,205.91	Net Valuation Taxable-Municipal	1,891,335,004	Reserves for Receivables	1,893,433.81
RESERVE FOR UNCOLLECTED TAXES	3,309,000.00	Net Valuation Taxable-County	1,798,960,434	Surplus Dec. 31, 1990	3,034,868.63
<b>EXPENDITURES</b>	<b>TOTAL</b>	State Equalized Valuation	1,816,591,954	Total	19,021,125.39
		State Equalization Ratio	104.29		

2106

Population 1980 1,435  
 Population 1990 1,779  
 S & P Rating  
 Moody Rating

General Tax Rate Per \$100.

2.00

State Equalized Tax Rate

1.90

## FRELINGHUYSEN TWP. - WARREN COUNTY

Form of Government  
 Township Committee  
 Number of Members - 3

PER CAPITA:

Gross Debt 494.33  
 Net Debt 28.33  
 Debt Service  
 Total Tax Levy 1,535.81  
 Municipal Expenditures 457.14

PER CENT:

Gross Debt .68  
 Net Debt .04  
 Tax Levy Collected 87.48  
 Tax Levy Cancelled, Abated  
 or Adjusted .68

EXPENDITURES		REVENUES-REALIZED		1990 PROPERTY TAX	
GENERAL GOVERNMENT				STATE EQUALIZED TAX RATE	
Governing Body & Public Boards		1990 Property Taxes Collected	2,392,983.01	Local District School Taxes	.66 941,036.00
Municipal Clerk		1990 Payments in Lieu of Taxes		Regional & Consolidated School Tax	.51 727,216.86
Financial Administration	25,425.00	Delinquent Tax & Lien Collections	328,571.70	School Taxes in Municipal Budget	
Assessment of Taxes	16,800.00	Business Personalty Replacement Taxes	32,251.28	County Taxes	.57 805,794.42
Collection of Taxes	10,417.50	Taxes from Public Utilities	113,890.00	County Library Taxes	.03 40,049.17
Planning, Housing & Development	47,375.00	Other Miscellaneous Tax Revenues		Local Municipal Purpose Taxes	.12 177,061.45
Human Resources		State Aid Revenues	6,294.23	Veteran & Senior Citizen Taxes	
Elections		Federal Aid Revenues		Total Taxes for Rate Computation	1.89 2,702,557.90
General Administration (other)	59,447.50	State and Local Fiscal Assistance Act Utilized		Special District Taxes	
JUDICIARY		Sole of Acquired Property		Bank Corp. Taxes	
Municipal Courts		Other Miscellaneous Revenues	151,017.19	Added and Omitted Taxes	41,056.76
PUBLIC SAFETY		Total	3,025,007.46	Total Taxes Levied - ABSTRACT	2,732,214.66
Fire Protection	14,011.00	Prior Years Surplus Appropriated	274,000.00	Total Taxes Billed	2,735,537.16
Police Protection	8,000.00	REVENUES TOTAL	3,299,007.46	1990 TAXES COLLECTED	2,392,983.01
Civil Defense & Disaster Control	360.00	Reserve for Uncollected Taxes	345,094.85	1990 Taxes Cancelled, Abated or Adjusted	18,486.74
Environmental Inspection & Control	14,850.20			Transfer to Tax Title Liens or Foreclosed	14,092.60
Other Public Safety				Balance Outstanding Dec. 31, 1990	309,974.81
PUBLIC WORKS		CAPITAL OUTLAY TOTAL		PRIOR YEARS TAXES OUTSTANDING	
Streets and Drainage	163,650.00	Public Enterprises		Balance January 1, 1990	345,117.15
Sewers and Sewage Processing		Recreation-Culture		Collected in 1990	323,697.36
Garbage and Trash Disposal	14,849.30	Public Works		Cancelled, Abated or Adjusted 1990	3,392.82
Public Buildings and Grounds	10,503.73	Buildings and Grounds		Transfers to Tax Title Liens or Foreclosed	
Other Public Works		Library and Education		Balance December 31, 1990	18,026.97
HEALTH and WELFARE		Conservation		TAX TITLE LIENS OUTSTANDING	
Health Services Except Environmental	3,340.00	All Other		Balance January 1, 1990	57,877.58
Welfare-Public Assistance	1,615.00			Transfer From Taxes	14,092.60
Hospital, Clinics, First Aid		CAPITAL DEBT AUTHORIZED, DECEMBER 31, 1990		Redeemed in 1990	4,874.34
Animal, Insect, & Rodent Control	1,305.60	ISSUED AND UNISSUED GROSS DEBT		Cancelled, Abated or Adjusted (1990)	
Other Welfare Services		School	829,007	Transfers to Foreclosed Property	
RECREATION and CONSERVATION		Self-Liquidating		Balance December 31, 1990	67,095.84
Beaches and Boardwalks		Other	50,400	PROPERTY ACQUIRED BY DEED OR	
Parks, Playgrounds, Shade Trees		Total	879,407	FORECLOSURE	
Land Reclamation & Conservation	3,533.32			Balance January 1, 1990	
Other Recreational Services	3,930.40	ISSUED AND OUTSTANDING		Transfers From Taxes or Liens	
EDUCATION (excluding schools)		School	829,007.52	Sole for Cash (1990)	
Libraries		Self-Liquidating		Cancelled, Abated or Adjusted (1990)	
Other Educational Services	600.00	Other		Balance December 31, 1990	
STATUTORY EXPENDITURES		Total	829,007.52	CURRENT FINANCES DECEMBER 31, 1990	
Pensions & F. I. C. A.	13,350.00	EQUALIZED VALUATION BASIS		ASSETS	
Employee Fringe Benefits	1,400.00	FOR NET DEBT COMPUTATION	128,744.352	Cash Dec. 31, 1990	846,001.24
Other Statutory Expenditures	600.00	REAL PROPERTY VALUATIONS		Taxes Receivable	328,001.78
CETA And Other Public Employment Programs		Code Class # of Parcels % VAL'N		Tax Title Liens	67,095.84
MUNICIPAL FUNCTIONS TOTAL	415,374.55	1 Vacant Land 231 10.98	14,712,300.00	Foreclosed Property	
CAPITAL IMPROVEMENTS *MEMO*	11,100.00	2 Residential 471 61.28	82,107,240.00	Emergencies & Other Deferred Charges	36,591.89
DEBT SERVICE		3 Farm 475 23.12	30,983,800.00	State and Federal Aid Receivable	1,250.00
Principal Payments		4a Commercial 33 4.62	6,184,600.00	Other Receivables	107,146.15
Interest Payments		4b Industrial		Total	1,386,076.90
DEFERRED CHARGES	52,778.90	4c Apartments		LIABILITIES, RESERVES, AND SURPLUS	
SCHOOL, COUNTY, SPECIAL DISTRICT TAXES	2,514,096.45	Total 1210	133,938,000.00	Cash Liabilities	159,448.70
RESERVE FOR UNCOLLECTED TAXES	345,094.95	Land Area 23.60 Sq. Miles		Reserves for Receivables	499,016.59
EXPENDITURES TOTAL	3,327,344.73	Net Valuation Taxable-Municipal	134,724,020	Surplus Dec. 31, 1990	727,611.61
		Net Valuation Taxable-County	137,107,392		1,386,076.90
		State Equalized Valuation	141,701,827		
		State Equalization Ratio	95.05		



1011

Population 1980 1,573  
 Population 1990 1,528  
 S & P Rating  
 Moody Rating

General Tax Rate Per \$100.

4.12

State Equalized Tax Rate

1.36

**FRENCHTOWN BORO. - HUNTERDON CO.**  
 Form of Government  
 Borough Council  
 Number of Members - 6

PER CAPITA:

Gross Debt 491.50  
 Net Debt 49.76  
 Debt Service  
 Total Tax Levy 1,102.61  
 Municipal Expenditures 474.21

PER CENT:

Gross Debt .90  
 Net Debt .09  
 Tax Levy Collected 93.70  
 Tax Levy Cancelled, Abated or Adjusted

EXPENDITURES		REVENUES-REALIZED		1990 PROPERTY TAX	
<b>GENERAL GOVERNMENT</b>				<b>STATE EQUALIZED TAX RATE</b>	
Governing Body & Public Boards		1990 Property Taxes Collected	1,579,371.04	Local District School Taxes	721,000.00
Municipal Clerk		1990 Payments in Lieu of Taxes		Regional & Consolidated School Tax	332,407.15
Financial Administration	3,062.75	Delinquent Tax & Lien Collections	97,079.47	School Taxes in Municipal Budget	
Assessment of Taxes	42,663.00	Business Personalty Replacement Taxes	46,879.37	County Taxes	277,591.55
Collection of Taxes	5,333.75	Taxes from Public Utilities	51,092.00	County Library Taxes	17,960.04
Planning, Housing & Development	6,075.00	Other Miscellaneous Tax Revenues		Local Municipal Purpose Taxes	332,669.95
Human Resources	30,846.00	State Aid Revenues	29,107.72	Veteran & Senior Citizen Taxes	11,550.00
Elections	300.00	Federal Aid Revenues		Total Taxes for Rate Computation	1,693,184.69
General Administration (other)	77,313.25	State and Local Fiscal Assistance Act Utilized		Special District Taxes	
<b>JUDICIARY</b>		Sale of Acquired Property		Bank Corp. Taxes	
Municipal Courts	25,393.00	Other Miscellaneous Revenues	126,711.09	Added and Omitted Taxes	3,157.29
<b>PUBLIC SAFETY</b>		Total	1,930,299.69	Total Taxes Levied - ABSTRACT	1,684,791.97
Fire Protection	29,927.43	Prior Years Surplus Appropriated	75,000.00	Total Taxes Billed	1,685,593.97
Police Protection	105,174.00	REVENUES TOTAL	2,005,299.69	1990 TAXES COLLECTED	1,579,371.04
Civil Defense & Disaster Control	100.00	Reserve For Uncollected Taxes	103,745.73	1990 Taxes Cancelled, Abated or Adjusted	
Environmental Inspection & Control	6,451.50	<b>CAPITAL OUTLAY TOTAL</b>	351,946.95	Transfer to Tax-Title Liens or Foreclosed	531.49
Other Public Safety		Public Enterprises	338,678.04	Balance Outstanding Dec. 31, 1990	105,691.45
<b>PUBLIC WORKS</b>		Recreation-Culture		<b>PRIOR YEARS TAXES OUTSTANDING</b>	
Streets and Drainage	74,241.00	Public Works	2,480.22	Balance January 1, 1990	97,486.46
Sewers and Sewage Processing		Buildings and Grounds	10,788.69	Collected in 1990	97,079.47
Garbage and Trash Disposal	120,000.00	Library and Education		Cancelled, Abated or Adjusted 1990	
Public Buildings and Grounds	11,450.00	Conservation		Transfers to Tax Title Liens or Foreclosed	
Other Public Works		All Other		Balance December 31, 1990	406.99
<b>HEALTH and WELFARE</b>		<b>CAPITAL DEBT AUTHORIZED, DECEMBER 31, 1990</b>		<b>TAX TITLE LIENS OUTSTANDING</b>	
Health Services Except Environmental	933.00	ISSUED AND UNISSUED		Balance January 1, 1990	3,578.81
Welfare-Public Assistance	935.00	School	100,156	Transfer From Taxes	531.48
Hospital, Clinics, First Aid		Self-Liquidating	576,358	Redeemed in 1990	
Animal, Insect, & Rodent Control		Other	74,500	Cancelled, Abated or Adjusted (1990)	
Other Welfare Services		Total	751,014	Transfers to Foreclosed Property	
<b>RECREATION and CONSERVATION</b>		ISSUED AND OUTSTANDING		Balance December 31, 1990	4,110.29
Beaches and Boardwalks		School	100,156.93	<b>PROPERTY ACQUIRED BY DEED OR FORECLOSURE</b>	
Parks, Playgrounds, Shade Trees	6,269.00	Self-Liquidating	429,000.00	Balance January 1, 1990	
Land Reclamation & Conservation	2,500.00	Other		Transfers From Taxes or Liens	
Other Recreational Services	2,800.00	Total	529,156.93	Sale for Cash (1990)	
<b>EDUCATION (excluding schools)</b>		<b>EQUALIZED VALUATION BASIS FOR NET DEBT COMPUTATION</b>	83,474,401	Cancelled, Abated or Adjusted (1990)	
Libraries	4,650.00	<b>REAL PROPERTY VALUATIONS</b>		Balance December 31, 1990	
Other Educational Services		Code Class # of Parcels % VAL'N		<b>CURRENT FINANCES DECEMBER 31, 1990</b>	
<b>STATUTORY EXPENDITURES</b>				ASSETS	
Pensions & F. I. C. A.	29,660.49	1 Vacant Land 64 1.89	766,600.00	Cash Dec. 31, 1990	504,638.31
Employee Fringe Benefits	23,974.68	2 Residential 405 71.73	29,031,325.00	Taxes Receivable	106,098.44
Other Statutory Expenditures	200.00	3 Farm 5 .23	92,565.00	Tax Title Liens	4,110.29
CETA And Other Public Employment Programs		4a Commercial 52 15.64	6,328,800.00	Foreclosed Property	
<b>MUNICIPAL FUNCTIONS TOTAL</b>	615,852.85	4b Industrial 7 4.82	1,949,500.00	Emergencies & Other Deferred Charges	36,113.00
<b>CAPITAL IMPROVEMENTS *MEMO*</b>	1,000.00	4c Apartments 10 5.70	2,306,800.00	State and Federal Aid Receivable	2,307.97
<b>DEBT SERVICE</b>		Total 543	40,475,590.00	Other Receivables	30,241.11
Principal Payments		Land Area 1.10 Sq. Miles		Total	683,709.12
Interest Payments		Net Valuation Taxable-Municipal	40,835,842	<b>LIABILITIES, RESERVES, AND SURPLUS</b>	
<b>DEFERRED CHARGES</b>		Net Valuation Taxable-County	87,983,925	Cash Liabilities	460,011.62
SCHOOL, COUNTY, SPECIAL DISTRICT TAXES	1,348,964.74	State Equalized Valuation	89,908,017	Reserves for Receivables	140,449.84
RESERVE FOR UNCOLLECTED TAXES	108,745.73	State Equalization Ratio	45.20	Surplus Dec. 31, 1990	83,247.66
<b>EXPENDITURES TOTAL</b>	2,073,563.32			Total	683,709.12



Population 1980 12,176  
 Population 1990 23,330  
 S & P Rating  
 Moody Rating AAA

General Tax Rate Per \$100. 2.65  
 State Equalized Tax Rate 1.93

**GALLOWAY TOWNSHIP - ATLANTIC CO.**  
 Form of Government  
 Council-Manager Plan E (OMCL 50)  
 Number of Members - 5

PER CAPITA: 1,773.88 Gross Debt 4.74  
 Net Debt 452.96 Net Debt 1.21  
 Debt Service 37.63 Tax Levy Collected 93.04  
 Total Tax Levy 899.09 Tax Levy Cancelled, Abated  
 Municipal Expenditures 389.32 or Adjusted .22

EXPENDITURES		REVENUES-REALIZED		1990 PROPERTY TAX	
<b>GENERAL GOVERNMENT</b>				<b>STATE EQUALIZED TAX RATE</b>	
Governing Body & Public Boards	40,350.00	1990 Property Taxes Collected	19,515,414.15	Local District School Taxes	7,670,516.85
Municipal Clerk	79,358.00	1990 Payments in Lieu of Taxes	1,309,923.67	Regional & Consolidated School Tax	4,728,459.35
Financial Administration	9,329.00	Delinquent Tax & Lien Collections	114,459.00	School Taxes in Municipal Budget	
Assessment of Taxes	128,646.00	Business Personalty Replacement Taxes	1,621,301.00	County Taxes	4,656,225.46 *
Collection of Taxes	89,657.00	Taxes from Public Utilities		County Library Taxes	319,618.47
Planning, Housing & Development	141,633.00	Other Miscellaneous Tax Revenues	308,367.17	Local Municipal Purpose Taxes	2,698,274.64
Human Resources	229,517.00	State Aid Revenues		Veteran & Senior Citizen Taxes	129,600.00
Elections	7,725.00	Federal Aid Revenues		Total Taxes for Rate Computation	20,202,694.77
General Administration (other)	360,035.00	State and Local Fiscal Assistance Act Utilized		Special District Taxes	
<b>JUDICIARY</b>		Sale of Acquired Property	2,105,530.53	Bank Corp. Taxes	
Municipal Courts	127,460.00	Other Miscellaneous Revenues	24,974,995.52	Added and Omitted Taxes	902,709.53
<b>PUBLIC SAFETY</b>		Total	1,322,155.94	Total Taxes Levied - ABSTRACT	20,975,804.30
Fire Protection	196,613.80	Prior Years Surplus Appropriated	26,797,151.46	Total Taxes Billed	20,976,098.22
Police Protection	1,979,445.00	REVENUES TOTAL	1,820,767.00	1990 TAXES COLLECTED	19,515,414.15
Civil Defense & Disaster Control	5,700.00	Reserve For Uncollected Taxes	1,273,153.64	1990 Taxes Cancelled, Abated or Adjusted	46,017.78
Environmental Inspection & Control	291,596.00	<b>CAPITAL OUTLAY</b>		Transfer to Tax Title Liens or Foreclosed	152,018.69
Other Public Safety		<b>TOTAL</b>		Balance Outstanding Dec. 31, 1990	1,262,647.60
<b>PUBLIC WORKS</b>		Public Enterprises	129,400.06	<b>PRIOR YEARS TAXES OUTSTANDING</b>	
Streets and Drainage	508,426.00	Recreation-Culture		Balance January 1, 1990	1,459,985.02
Sewers and Sewage Processing	43,478.00	Public Works	17,178.92	Collected in 1990	1,258,365.86
Garbage and Trash Disposal	567,471.00	Buildings and Grounds	1,126,574.66	Cancelled, Abated or Adjusted 1990	25,189.32
Public Buildings and Grounds	243,348.00	Library and Education		Transfers to Tax Title Liens or Foreclosed	116,945.12
Other Public Works	113,000.00	Conservation		Balance December 31, 1990	59,484.72
<b>HEALTH and WELFARE</b>		All Other		<b>TAX TITLE LIENS OUTSTANDING</b>	
Health Services Except Environmental		<b>CAPITAL DEBT AUTHORIZED, DECEMBER 31, 1990</b>		Balance January 1, 1990	183,130.25
Welfare-Public Assistance	72,900.00	ISSUED AND UNISSUED		Transfer From Taxes	268,845.76
Hospital, Clinics, First Aid	1,000.00	School	27,013,130	Redeemed in 1990	51,557.81
Animal, Insect, & Rodent Control	56,550.00	Self-Liquidating	6,007,461	Cancelled, Abated or Adjusted (1990)	181.63
Other Welfare Services		Other	8,480,606	Transfers to Foreclosed Property	
<b>RECREATION and CONSERVATION</b>		Total	41,501,197	Balance December 31, 1990	400,236.57
Beaches and Boardwalks		<b>ISSUED AND OUTSTANDING</b>		<b>PROPERTY ACQUIRED BY DEED OR FORECLOSURE</b>	
Parks, Playgrounds, Shade Trees	97,125.00	School	19,688,130.38	Balance January 1, 1990	1,389,985.24
Land Reclamation & Conservation	3,020.00	Self-Liquidating	5,396,000.00	Transfers From Taxes or Liens	118.05
Other Recreational Services	2,500.00	Other	5,843,000.00	Sale for Cash (1990)	
<b>EDUCATION (excluding schools)</b>		Total	30,927,130.38	Cancelled, Abated or Adjusted (1990)	
Libraries		<b>EQUALIZED VALUATION BASIS</b>		Balance December 31, 1990	1,390,103.29
Other Educational Services	14,000.00	<b>FOR NET DEBT COMPUTATION</b>	874,767,649	<b>CURRENT FINANCES DECEMBER 31, 1990</b>	
<b>STATUTORY EXPENDITURES</b>		<b>REAL PROPERTY VALUATIONS</b>		<b>ASSETS</b>	
Pensions & F. I. C. A.	486,084.01	Code Class # of Parcels % VAL'N		Cash Dec. 31, 1990	5,742,789.76
Employee Fringe Benefits	475,826.02	1 Vacant Land 5842 9.56	71,469,700.00	Taxes Receivable	1,322,132.32
Other Statutory Expenditures	3,500.00	2 Residential 8333 76.47	571,885,300.00	Tax Title Liens	400,236.57
<b>CETA And Other Public Employment Programs</b>		3 Farm 294 1.24	9,244,100.00	Foreclosed Property	1,390,103.29
<b>MUNICIPAL FUNCTIONS</b>		4a Commercial 263 11.46	85,718,000.00	Emergencies & Other Deferred Charges	
<b>CAPITAL IMPROVEMENTS</b>	12,290.00	4b Industrial 2 1.28	9,553,900.00	State and Federal Aid Receivable	
<b>DEBT SERVICE</b>		4c Apartments		Other Receivables	125,080.74
Principal Payments	450,000.00	Total 14734	747,871,000.00	Total	8,980,342.68
Interest Payments	427,895.00	Land Area 91.75 Sq. Miles		<b>LIABILITIES, RESERVES, AND SURPLUS</b>	
<b>DEFERRED CHARGES</b>	3,863.80	Net Valuation Taxable-Municipal	758,058,374	Cash Liabilities	2,440,650.74
<b>SCHOOL, COUNTY, SPECIAL DISTRICT TAXES</b>	17,374,820.13	Net Valuation Taxable-County	975,968,993	Reserves for Receivables	3,237,552.92
<b>RESERVE FOR UNCOLLECTED TAXES</b>	1,820,767.00	State Equalized Valuation	1,035,370,376	Surplus Dec. 31, 1990	3,302,139.02
<b>EXPENDITURES</b>	26,457,698.76	State Equalization Ratio	72.95	Total	8,980,342.68
<b>TOTAL</b>					

0221

Population 1980 **26,803**  
 Population 1990 **26,727**  
 S & P Rating  
 Moody Rating **AAA**

General Tax Rate Per \$100. **1.72**  
 State Equalized Tax Rate **1.81**

**GARFIELD CITY - BERGEN COUNTY**  
 Form of Government  
**Council-Manager (1923)**  
 Number of Members - 5

PER CAPITA:  
 Grass Debt **430.54**  
 Net Debt **238.73**  
 Debt Service **35.57**  
 Total Tax Levy **931.08**  
 Municipal Expenditures **683.02**

PER CENT:  
 Grass Debt **.88**  
 Net Debt **.49**  
 Tax Levy Collected **95.90**  
 Tax Levy Cancelled, Abated or Adjusted **.26**

EXPENDITURES		REVENUES-REALIZED		1990 PROPERTY TAX	
<b>GENERAL GOVERNMENT</b>				<b>STATE EQUALIZED TAX RATE</b> <b>1.81</b>	
Governing Body & Public Boards	28,275.00	1990 Property Taxes Collected	23,958,821.90	Lacal District Schaal Taxes	13,188,339.00
Municipal Clerk	73,100.00	1990 Payments in Lieu of Taxes		Regional & Consalidated Schaal Tax	
Financial Administration	227,700.00	Delinquent Tax & Lien Collections	594,362.91	Schaal Taxes in Municipal Budget	
Assessment of Taxes	80,500.00	Business Personalty Replacement Taxes	479,102.34	County Taxes	3,245,402.71
Collection of Taxes	75,750.00	Taxes from Public Utilities	995,836.00	County Library Taxes	
Planning, Housing & Development	32,000.00	Other Miscellaneous Tax Revenues		Lacal Municipal Purpose Taxes	8,428,373.45
Human Resources	483,320.00	State Aid Revenues	796,016.19	Veteran & Senior Citizen Taxes	385,450.00
Elections	5,000.00	Federal Aid Revenues		Total Taxes for Rate Computation	25,247,565.16
General Administration (other)	1,252,420.00	State and Local Fiscal Assistance Act Utilized		Special District Taxes	
<b>JUDICIARY</b>		Sale of Acquired Property		Bank Corp. Taxes	
Municipal Courts	195,000.00	Other Miscellaneous Revenues	6,845,027.71	Added and Omitted Taxes	22,981.93
<b>PUBLIC SAFETY</b>		Total	33,669,167.55	Total Taxes Levied - ABSTRACT	24,885,097.09
Fire Protection	270,594.20	Prior Years Surplus Appropriated	830,000.00	Total Taxes Billed	24,984,347.77
Police Protection	2,380,167.55	REVENUES TOTAL	34,499,167.55	1990 TAXES COLLECTED	23,958,821.90
Civil Defense & Disaster Control	1,000.00	Reserve For Uncollected Taxes	820,449.80	1990 Taxes Cancelled, Abated or Adjusted	65,382.36
Environmental Inspection & Control	112,285.00	<b>CAPITAL OUTLAY TOTAL</b>	565,172.48	Transfer to Tax Title Liens or Foreclosed	46,414.20
Other Public Safety		Public Enterprises	414,558.67	Balance Outstanding Dec. 31, 1990	913,729.31
<b>PUBLIC WORKS</b>		Recreation--Culture	7,212.56	<b>PRIOR YEARS TAXES OUTSTANDING</b>	
Streets and Drainage	617,000.00	Public Works	71,412.57	Balance January 1, 1990	710,886.50
Sewers and Sewage Processing	6,035,000.00	Buildings and Grounds	71,988.68	Collected in 1990	589,050.57
Garbage and Trash Disposal	2,688,000.00	Library and Education		Cancelled, Abated or Adjusted 1990	237.12
Public Buildings and Grounds	20,000.00	Conservation		Transfers to Tax Title Liens or Foreclosed	35,052.75
Other Public Works		All Other		Balance December 31, 1990	92,546.06
<b>HEALTH and WELFARE</b>		<b>CAPITAL DEBT AUTHORIZED, DECEMBER 31, 1990</b>		<b>TAX TITLE LIENS OUTSTANDING</b>	
Health Services Except Environmental	163,416.00	ISSUED AND UNISSUED		Balance January 1, 1990	166.00
Welfare-Public Assistance	52,000.00	Schaal		Transfer From Taxes	86,550.84
Hospital, Clinics, First Aid		Self-Liquidating	2,190,290	Redeemed in 1990	5,312.34
Animal, Insect, & Radent Control		Other	9,316,818	Cancelled, Abated or Adjusted (1990)	
Other Welfare Services		Total	11,507,108	Transfers to Foreclosed Property	
<b>RECREATION and CONSERVATION</b>		ISSUED AND OUTSTANDING		Balance December 31, 1990	81,404.50
Beaches and Boardwalks	267,200.00	Schaal		<b>PROPERTY ACQUIRED BY DEED OR FORECLOSURE</b>	
Parks, Playgrounds, Shade Trees	166,000.00	Self-Liquidating	570,000.00	Balance January 1, 1990	430,870.00
Land Reclamation & Conservation	6,000.00	Other	4,453,000.00	Transfers From Taxes or Liens	
Other Recreational Services		Total	5,023,000.00	Sale for Cash (1990)	
<b>EDUCATION (excluding schools)</b>		<b>EQUALIZED VALUATION BASIS FOR NET DEBT COMPUTATION</b>	1,307,965,202	Cancelled, Abated or Adjusted (1990)	
Libraries	450,000.00	<b>REAL PROPERTY VALUATIONS</b>		Balance December 31, 1990	430,870.00
Other Educational Services		Code Class # of Parcels % VAL'N	ASSESSED VALUATION	<b>CURRENT FINANCES DECEMBER 31, 1990</b>	
<b>STATUTORY EXPENDITURES</b>		1 Vacant Land 188 1.10	15,993,800.00	<b>ASSETS</b>	
Pensions & F. I. C. A.	712,000.00	2 Residential 5404 73.96	1,071,632,200.00	Cash Dec. 31, 1990	3,256,295.00
Employee Fringe Benefits	7,500.00	3 Farm		Taxes Receivable	1,006,275.37
Other Statutory Expenditures	15,000.00	4a Commercial 449 11.46	106,009,700.00	Tax Title Liens	81,404.50
<b>CETA And Other Public Employment Programs</b>		4b Industrial 89 9.32	135,025,100.00	Foreclosed Property	436,870.00
<b>MUNICIPAL FUNCTIONS</b>		4c Apartments 120 4.16	60,214,600.00	Emergencies & Other Deferred Charges	
<b>CAPITAL IMPROVEMENTS</b>		Total 6250	1,448,875,400.00	State and Federal Aid Receivable	25,382.00
<b>DEBT SERVICE</b>		Land Area 2.10 Sq. Miles		Other Receivables	136,703.13
Principal Payments	547,000.00	Net Valuation Taxable-Municipal	1,451,242,200	Total	4,943,430.00
Interest Payments	403,596.03	Net Valuation Taxable-County	1,369,781,033	<b>LIABILITIES, RESERVES, AND SURPLUS</b>	
<b>DEFERRED CHARGES</b>		State Equalized Valuation	1,381,066,391	Cash Liabilities	2,035,160.00
SCHOOL, COUNTY, SPECIAL DISTRICT TAXES	67,759.86	State Equalization Ratio	105.09	Reserves for Receivables	1,661,253.00
<b>SCHOOL, COUNTY, SPECIAL DISTRICT TAXES</b>				Surplus Dec. 31, 1990	1,247,017.00
<b>RESERVE FOR UNCOLLECTED TAXES</b>				Total	4,943,430.00
<b>EXPENDITURES TOTAL</b>	34,688,775.15				



2006  
 Population 1980 4,752  
 Population 1990 4,227  
 S & P Rating  
 Moody Rating A  
 General Tax Rate Per \$100. 3.74  
 State Equalized Tax Rate 2.20

**GARWOOD BOROUGH - UNION COUNTY**  
 Form of Government  
 Borough Council  
 Number of Members - 6

PER CAPITA:  
 Gross Debt 344.67  
 Net Debt 249.79  
 Debt Service 44.40  
 Total Tax Levy 1,603.79  
 Municipal Expenditures 894.00  
 PER CENT:  
 Gross Debt .50  
 Net Debt .36  
 Tax Levy Collected 98.04  
 Tax Levy Cancelled, Aboted or Adjusted .18

EXPENDITURES		REVENUES-REALIZED		1990 PROPERTY TAX	
<b>GENERAL GOVERNMENT</b>				<b>STATE EQUALIZED TAX RATE</b>	
Governing Body & Public Boards		1990 Property Taxes Collected	6,646,266.20	Local District School Taxes	.60 1,832,013.00
Municipal Clerk		1990 Payments in Lieu of Taxes		Regional & Consolidated School Tax	.37 1,121,825.23
Financial Administration	18,100.00	Delinquent Tax & Lien Collections	84,834.86	School Taxes in Municipal Budget	
Assessment of Taxes	11,070.00	Business Personalty Replacement Taxes	232,744.12	County Taxes	.43 1,323,588.94
Collection of Taxes	34,750.00	Taxes from Public Utilities	275,076.00	County Library Taxes	
Planning, Housing & Development	13,500.00	Other Miscellaneous Tax Revenues		Local Municipal Purpose Taxes	.81 2,491,060.40
Human Resources	32,000.00	State Aid Revenues	23,591.48	Veteran & Senior Citizen Taxes	
Elections	1,300.00	Federal Aid Revenues		Total Taxes for Rate Computation	2.21 6,827,637.57
General Administration (other)	357,349.80	State and Local Fiscal Assistance Act Utilized		Special District Taxes	
<b>JUDICIARY</b>		Sale of Acquired Property		Bank Corp. Taxes	
Municipal Courts	40,450.00	Other Miscellaneous Revenues	433,537.43	Added and Omitted Taxes	10,726.32
<b>PUBLIC SAFETY</b>		Total	7,701,050.09	Total Taxes Levied - ABSTRACT	6,779,213.89
Fire Protection	97,932.00	Prior Years Surplus Appropriated	500,000.00	Total Taxes Billed	6,779,213.89
Police Protection	820,550.48	REVENUES TOTAL	3,201,050.09	1990 TAXES COLLECTED	6,646,266.20
Civil Defense & Disaster Control	1,500.00	Reserve For Uncollected Taxes	236,000.00	1990 Taxes Cancelled, Aboted or Adjusted	11,989.96
Environmental Inspection & Control	31,039.00	CAPITAL OUTLAY TOTAL	138,052.19	Transfer to Tax Title Liens or Foreclosed	3,466.98
Other Public Safety				Balance Outstanding Dec. 31, 1990	117,490.75
<b>PUBLIC WORKS</b>				<b>PRIOR YEARS TAXES OUTSTANDING</b>	
Streets and Drainage	350,600.00	Public Enterprises		Balance January 1, 1990	83,400.73
Sewers and Sewage Processing	579,500.00	Recreation-Culture		Collected in 1990	76,248.09
Garbage and Trash Disposal	385,000.00	Public Works	131,798.38	Cancelled, Aboted or Adjusted 1990	
Public Buildings and Grounds	56,300.00	Buildings and Grounds	6,253.81	Transfers to Tax Title Liens or Foreclosed	7,152.64
Other Public Works		Library and Education		Balance December 31, 1990	
<b>HEALTH and WELFARE</b>		Conservation		TAX TITLE LIENS OUTSTANDING	
Health Services Except Environmental	35,305.00	All Other		Balance January 1, 1990	21,117.21
Welfare-Public Assistance	10,315.00	CAPITAL DEBT AUTHORIZED, DECEMBER 31, 1990		Transfer From Taxes	13,186.72
Hospital, Clinics, First Aid		ISSUED AND UNISSUED GROSS DEBT NET DEBT		Redeemed in 1990	8,586.77
Animal, Insect, & Rodent Control	2,200.00	School 401,033		Cancelled, Aboted or Adjusted (1990)	46.69
Other Welfare Services		Self-Liquidating		Transfers to Foreclosed Property	
<b>RECREATION and CONSERVATION</b>		Other 1,055,375	1,055,375	Balance December 31, 1990	25,670.47
Beaches and Boardwalks		Total 1,456,908	1,055,375	PROPERTY ACQUIRED BY DEED OR	
Parks, Playgrounds, Shade Trees	7,000.00			FORECLOSURE	
Land Reclamation & Conservation		ISSUED AND OUTSTANDING		Balance January 1, 1990	24,604.00
Other Recreational Services	23,500.00	School 401,033.66		Transfers From Taxes or Liens	
<b>EDUCATION (excluding schools)</b>		Self-Liquidating		Sole for Cash (1990)	
Libraries	52,730.00	Other 755,000.00		Cancelled, Aboted or Adjusted (1990)	
Other Educational Services		Total 1,156,033.66		Balance December 31, 1990	24,604.00
<b>STATUTORY EXPENDITURES</b>		EQUALIZED VALUATION BASIS		<b>CURRENT FINANCES DECEMBER 31, 1990</b>	
Pensions & F. I. C. A.	193,025.00	FOR NET DEBT COMPUTATION	289,390,791	ASSETS	
Employee Fringe Benefits	192,500.00	REAL PROPERTY VALUATIONS		Cash Dec. 31, 1990	1,572,133.20
Other Statutory Expenditures		Code Class # of Parcels % VAL'N ASSESSED VALUATION		Taxes Receivable	117,490.75
CETA And Other Public Employment Programs		1 Vacant Land 44 .32 1,433,000.00		Tax Title Liens	25,670.47
<b>MUNICIPAL FUNCTIONS</b>		2 Residential 1244 67.94 122,783,200.00		Foreclosed Property	24,604.00
CAPITAL IMPROVEMENTS *MEMO*	100.00	3 Farm 119 20.40 36,867,300.00		Emergencies & Other Deferred Charges	10,400.00
<b>DEBT SERVICE</b>		4a Commercial 36 9.46 17,094,800.00		State and Federal Aid Receivable	
Principal Payments	115,000.00	4b Industrial 3 1.38 2,500,000.00		Other Receivables	20,168.03
Interest Payments	72,660.00	4c Apartments 8 1.38 180,728,300.00		Total	1,770,466.45
		Total 1451		<b>LIABILITIES, RESERVES, AND SURPLUS</b>	
<b>DEFERRED CHARGES</b>		Land Area .70 Sq. Miles		Cash Liabilities	853,475.03
SCHOOL, COUNTY, SPECIAL DISTRICT TAXES	4,277,427.17	Net Valuation Taxable-Municipal	191,007,134	Reserves for Receivables	187,933.25
RESERVE FOR UNCOLLECTED TAXES	236,000.00	Net Valuation Taxable-County	314,676,595	Surplus Dec. 31, 1990	729,058.17
<b>EXPENDITURES TOTAL</b>	3,056,333.45	State Equalized Valuation	306,910,213	Total	1,770,466.45
		State Equalization Ratio	58.94		



0413

Population 1980 2,510  
 Population 1990 2,383  
 S & P Rating  
 Moody Rating BAA

General Tax Rate Per \$100.

3.49

State Equalized Tax Rate

2.60

**GIBBSBORO BOROUGH - CAMDEN COUNTY**  
**Form of Government**  
**Borough Council**  
**Number of Members - 6**

PER CAPITA:

Gross Debt 4,105.92  
 Net Debt 482.29  
 Debt Service 13.23  
 Total Tax Levy 1,350.33  
 Municipal Expenditures 491.10

PER CENT:

Gross Debt 0.41  
 Net Debt .99  
 Tax Levy Collected 95.35  
 Tax Levy Cancelled, Abated  
 or Adjusted .25

EXPENDITURES		REVENUES-REALIZED		1990 PROPERTY TAX	
<b>GENERAL GOVERNMENT</b>				<b>STATE EQUALIZED TAX RATE</b>	
Governing Body & Public Boards		1990 Property Taxes Collected	3,071,660.45	Local District School Taxes	74 907,944.90
Municipal Clerk		1990 Payments in Lieu of Taxes		Regional & Consolidated School Tax	47 576,763.35
Financial Administration	33,000.00	Delinquent Tax & Lien Collections	73,931.90	School Taxes in Municipal Budget	
Assessment of Taxes	12,500.00	Business Personalty Replacement Taxes	59,586.51	County Taxes	90 1,105,890.96
Collection of Taxes	20,500.00	Taxes from Public Utilities	196,943.00	County Library Taxes	02 30,167.69
Planning, Housing & Development	18,200.00	Other Miscellaneous Tax Revenues		Local Municipal Purpose Taxes	46 560,900.00
Human Resources	29,640.00	State Aid Revenues	39,185.69	Veteran & Senior Citizen Taxes	
Elections	3,400.00	Federal Aid Revenues		Total Taxes for Rate Computation	2.59 3,203,616.90
General Administration (other)	184,700.00	State and Local Fiscal Assistance Act Utilized		Special District Taxes	
<b>JUDICIARY</b>		Sale of Acquired Property		Bank Corp. Taxes	
Municipal Courts	33,500.00	Other Miscellaneous Revenues	160,030.29	Added and Omitted Taxes	36,158.97
<b>PUBLIC SAFETY</b>		Total	3,599,342.90	Total Taxes Levied - ABSTRACT	3,217,825.87
Fire Protection	47,916.90	Prior Years Surplus Appropriated	393,100.00	Total Taxes Billed	3,221,578.64
Police Protection	126,674.86	REVENUES TOTAL	3,992,442.90	1990 TAXES COLLECTED	3,071,660.45
Civil Defense & Disaster Control	1,800.00	Reserve For Uncollected Taxes	148,429.81	1990 Taxes Cancelled, Abated or Adjusted	8,074.36
Environmental Inspection & Control	29,050.00	<b>CAPITAL OUTLAY TOTAL</b>	3,081,668.32	Transfer to Tax Title Liens or Foreclosed	2,015.46
Other Public Safety				Balance Outstanding Dec. 31, 1990	139,823.37
<b>PUBLIC WORKS</b>				<b>PRIOR YEARS TAXES OUTSTANDING</b>	
Streets and Drainage	63,000.00	Public Enterprises	2,986,552.64	Balance January 1, 1990	78,296.83
Sewers and Sewage Processing		Recreation-Culture	11,756.60	Collected in 1990	67,728.83
Garbage and Trash Disposal	136,900.00	Public Works	42,006.34	Cancelled, Abated or Adjusted 1990	3,771.66
Public Buildings and Grounds	31,000.00	Buildings and Grounds	34,293.24	Transfers to Tax Title Liens or Foreclosed	6,796.29
Other Public Works	70,411.34	Library and Education	7,000.00	Balance December 31, 1990	5,146.64
<b>HEALTH and WELFARE</b>		Conservation		<b>TAX TITLE LIENS OUTSTANDING</b>	
Health Services Except Environmental	700.00	All Other		Balance January 1, 1990	1,675.20
Welfare-Public Assistance	4,399.92	<b>CAPITAL DEBT AUTHORIZED, DECEMBER 31, 1990</b>		Transfer From Taxes	9,674.52
Hospital, Clinics, First Aid		<b>ISSUED AND UNISSUED</b>		Redeemed in 1990	6,203.03
Animal, Insect, & Rodent Control	1,600.00	School	1,430,610	Cancelled, Abated or Adjusted (1990)	
Other Welfare Services		Self-Liquidating	7,000,000	Transfers to Foreclosed Property	
<b>RECREATION and CONSERVATION</b>		Other	1,353,800	Balance December 31, 1990	5,146.64
Beaches and Boardwalks		Total	9,784,410	<b>PROPERTY ACQUIRED BY DEED OR FORECLOSURE</b>	
Parks, Playgrounds, Shade Trees		<b>ISSUED AND OUTSTANDING</b>		Balance January 1, 1990	65,706.00
Land Reclamation & Conservation	27,600.00	School	1,430,610.19	Transfers From Taxes or Liens	
Other Recreational Services	30,750.00	Self-Liquidating	7,000,000.00	Sale for Cash (1990)	
<b>EDUCATION (excluding schools)</b>		Other	1,049,500.00	Cancelled, Abated or Adjusted (1990)	
Libraries	5,200.00	Total	9,480,110.19	Balance December 31, 1990	65,706.00
Other Educational Services	2,800.00	<b>EQUALIZED VALUATION BASIS FOR NET DEBT COMPUTATION</b>		<b>CURRENT FINANCES DECEMBER 31, 1990</b>	
<b>STATUTORY EXPENDITURES</b>		<b>REAL PROPERTY VALUATIONS</b>		<b>ASSETS</b>	
Pensions & F. L. C. A.	35,945.08	Code Class # of Parcels % VALN		Cash Dec. 31, 1990	470,104.93
Employee Fringe Benefits		1 Vacant Land 185 8.54		Taxes Receivable	139,823.37
Other Statutory Expenditures	4,000.00	2 Residential 712 59.07		Tax Title Liens	5,146.64
CETA And Other Public Employment Programs		3 Farm 2 .11		Foreclosed Property	65,706.00
<b>MUNICIPAL FUNCTIONS TOTAL</b>	955,188.10	4a Commercial 65 13.41		Emergencies & Other Deferred Charges	2,733.04
<b>CAPITAL IMPROVEMENTS *MEMO*</b>	10,000.00	4b Industrial 11 18.74		State and Federal Aid Receivable	
<b>DEBT SERVICE</b>		4c Apartments 1 .14		Other Receivables	368,180.52
Principal Payments		Total 976		Total	1,051,699.50
Interest Payments	43,558.84	Land Area 2.16 Sq. Miles		<b>LIABILITIES, RESERVES, AND SURPLUS</b>	
<b>DEFERRED CHARGES</b>	23,266.32	Net Valuation Taxable-Municipal	91,168,322	Cash Liabilities	266,319.66
<b>SCHOOL, COUNTY, SPECIAL DISTRICT TAXES</b>	2,620,766.90	Net Valuation Taxable-County	117,246,294	Reserves for Receivables	578,861.53
<b>RESERVE FOR UNCOLLECTED TAXES</b>	148,429.81	State Equalized Valuation	122,205,560	Surplus Dec. 31, 1990	206,518.31
<b>EXPENDITURES TOTAL</b>	3,791,209.97	State Equalization Ratio	74.41	Total	1,051,699.50

0806  
 Population 1980 14,574  
 Population 1990 15,614  
 S & P Rating  
 Moody Rating A

General Tax Rate Per \$100. 2.20  
 State Equalized Tax Rate 2.53

GLASSBORO BOROUGH - GLOUCESTER CO.  
 Form of Government  
 Borough Council  
 Number of Members - 6

PER CAPITA:  
 Grass Debt 949.37  
 Net Debt 193.64  
 Debt Service 25.80  
 Total Tax Levy 762.74  
 Municipal Expenditures 575.92  
 PER CENT:  
 Grass Debt 4.22  
 Net Debt .86  
 Tax Levy Collected 91.68  
 Tax Levy Cancelled, Abated or Adjusted .86

EXPENDITURES		REVENUES-REALIZED		1990 PROPERTY TAX	
GENERAL GOVERNMENT				STATE EQUALIZED TAX RATE 2.97	
Governing Body & Public Boards	23,100.00	1990 Property Taxes Collected	10,918,342.33	Local District School Taxes	4,364,695.50
Municipal Clerk	90,000.00	1990 Payments in Lieu of Taxes		Regional & Consolidated School Tax	
Financial Administration	45,900.00	Delinquent Tax & Lien Collections	831,504.62	School Taxes in Municipal Budget	
Assessment of Taxes	67,500.00	Business Personalty Replacement Taxes	245,854.92	County Taxes	2,690,086.59
Collection of Taxes	97,800.00	Taxes from Public Utilities	1,128,106.00	County Library Taxes	104,640.25
Planning, Housing & Development	33,850.00	Other Miscellaneous Tax Revenues		Local Municipal Purpose Taxes	4,260,008.08
Human Resources	147,563.00	State Aid Revenues	927,694.75	Veteran & Senior Citizen Taxes	108,300.00
Elections	7,200.00	Federal Aid Revenues		Total Taxes for Rate Computation	11,527,730.42
General Administration (other)	722,099.45	State and Local Fiscal Assistance Act Utilized		Special District Taxes	
JUDICIARY		Sale of Acquired Property	32,480.40	Bank Corp. Taxes	
Municipal Courts	109,143.32	Other Miscellaneous Revenues	1,542,383.39	Added and Omitted Taxes	489,950.89
PUBLIC SAFETY		Total	15,626,366.41	Total Taxes Levied - ABSTRACT	11,909,381.31
Fire Protection	173,811.00	Prior Years Surplus Appropriated	489,369.38	Total Taxes Billed	11,909,381.31
Police Protection	2,038,343.59	REVENUES TOTAL	16,114,735.79	1990 TAXES COLLECTED	10,918,342.33
Civil Defense & Disaster Control	9,200.00	Reserve For Uncollected Taxes	964,105.69	1990 Taxes Cancelled, Abated or Adjusted	102,511.80
Environmental Inspection & Control	192,197.00	CAPITAL OUTLAY TOTAL	2,745,871.13	Transfer to Tax Title Liens or Foreclosed	67,412.82
Other Public Safety				Balance Outstanding Dec. 31, 1990	821,114.36
PUBLIC WORKS				PRIOR YEARS TAXES OUTSTANDING	
Streets and Drainage	990,739.30	Public Enterprises	1,384,178.05	Balance January 1, 1990	902,902.77
Sewers and Sewage Processing		Recreation-Culture		Collected in 1990	748,360.95
Garbage and Trash Disposal	1,042,776.00	Public Works	2,914.92	Cancelled, Abated or Adjusted 1990	
Public Buildings and Grounds	33,100.00	Buildings and Grounds	1,358,773.16	Transfers to Tax Title Liens or Foreclosed	62,238.52
Other Public Works	44,350.00	Library and Education		Balance December 31, 1990	92,303.30
HEALTH and WELFARE		Conservation		TAX TITLE LIENS OUTSTANDING	
Health Services Except Environmental	104,234.00	All Other		Balance January 1, 1990	59,168.84
Welfare-Public Assistance	53,700.00	CAPITAL DEBT AUTHORIZED, DECEMBER 31, 1990		Transfer From Taxes	140,157.33
Hospital, Clinics, First Aid		ISSUED AND UNISSUED		Redeemed in 1990	83,143.67
Animal, Insect, & Rodent Control	6,000.00	GROSS DEBT		Cancelled, Abated or Adjusted (1990)	
Other Welfare Services		School	9,633,000	Transfers to Foreclosed Property	
RECREATION and CONSERVATION		Self-Liquidating	2,117,000	Balance December 31, 1990	116,182.50
Beaches and Boardwalks		Other	3,023,485	PROPERTY ACQUIRED BY DEED OR	
Parks, Playgrounds, Shade Trees	223,940.00	Total	14,823,485	FORECLOSURE	
Land Reclamation & Conservation	47,032.01	ISSUED AND OUTSTANDING		Balance January 1, 1990	781,997.74
Other Recreational Services	67,900.00	School	238,000.00	Transfers From Taxes or Liens	
EDUCATION (excluding schools)		Self-Liquidating	1,920,000.00	Sale for Cash (1990)	32,480.40
Libraries	106,000.00	Other	3,023,485.30	Cancelled, Abated or Adjusted (1990)	
Other Educational Services		Total	5,181,485.30	Balance December 31, 1990	749,517.34
STATUTORY EXPENDITURES		EQUALIZED VALUATION BASIS		CURRENT FINANCES DECEMBER 31, 1990	
Pensions & F. I. C. A.	460,200.00	FOR NET DEBT COMPUTATION	351,485,163	ASSETS	
Employee Fringe Benefits	579,500.00	REAL PROPERTY VALUATIONS		Cash Dec. 31, 1990	2,397,497.47
Other Statutory Expenditures	3,000.00	Code Class # of Parcels % VAL'N	ASSESSED VALUATION	Taxes Receivable	913,417.66
CETA And Other Public Employment Programs		1 Vacant Land 1719 8.00	40,473,400.00	Tax Title Liens	116,182.50
MUNICIPAL FUNCTIONS TOTAL	7,525,238.67	2 Residential 3272 60.71	306,985,400.00	Foreclosed Property	749,517.34
CAPITAL IMPROVEMENTS *MEMO*	65,000.00	3 Farm 91 1.18	5,931,600.00	Emergencies & Other Deferred Charges	234,400.00
DEBT SERVICE		4a Commercial 257 19.87	100,457,600.00	State and Federal Aid Receivable	314,335.03
Principal Payments	166,317.54	4b Industrial 16 3.55	17,951,800.00	Other Receivables	21,686.26
Interest Payments	236,546.99	4c Apartments 31 6.69	33,834,000.00	Total	4,747,036.26
DEFERRED CHARGES	100,268.31	Total 5386	505,633,800.00	LIABILITIES, RESERVES, AND SURPLUS	
SCHOOL, COUNTY, SPECIAL DISTRICT TAXES	7,159,422.34	Land Area 9.37 Sq. Miles		Cash Liabilities	1,852,331.04
RESERVE FOR UNCOLLECTED TAXES	964,105.69	Net Valuation Taxable-Municipal	519,632,659	Reserves for Receivables	1,800,803.76
EXPENDITURES TOTAL	16,151,899.54	Net Valuation Taxable-County	395,509,078	Surplus Dec. 31, 1990	1,093,901.46
		State Equalized Valuation	453,183,954	Total	4,747,036.26
		State Equalization Ratio	115.13		



**1012**  
 Population 1980 **834**  
 Population 1990 **1,665**  
 S & P Rating  
 Moody Rating

General Tax Rate Per \$100. **2.01**  
 State Equalized Tax Rate **2.12**

**GLEN GARDNER BORO. - HUNTERDON CO.**  
 Form of Government  
**Borough Council**  
 Number of Members - 6

PER CAPITA:  
 Gross Debt **1,104.68**  
 Net Debt **637.24**  
 Debt Service **40.23**  
 Total Tax Levy **1,162.19**  
 Municipal Expenditures **468.04**

PER CENT:  
 Gross Debt **2.12**  
 Net Debt **1.22**  
 Tax Levy Collected **92.75**  
 Tax Levy Cancelled, Abated or Adjusted **.42**

EXPENDITURES		REVENUES-REALIZED		1990 PROPERTY TAX	
<b>GENERAL GOVERNMENT</b>				<b>STATE EQUALIZED TAX RATE</b>	
Governing Body & Public Boards		1990 Property Taxes Collected	<b>1,798,033.97</b>	Local District School Taxes	<b>.93</b> 850,589.00
Municipal Clerk		1990 Payments in Lieu of Taxes	<b>11,124.00</b>	Regional & Consolidated School Tax	<b>.39</b> 360,008.83
Financial Administration	<b>13,464.20</b>	Delinquent Tax & Lien Collections	<b>100,049.10</b>	School Taxes in Municipal Budget	
Assessment of Taxes	<b>6,500.00</b>	Business Personality Replacement Taxes	<b>6,239.92</b>	County Taxes	<b>.32</b> 291,301.63
Collection of Taxes	<b>10,550.00</b>	Taxes from Public Utilities	<b>62,596.00</b>	County Library Taxes	<b>.02</b> 18,850.11
Planning, Housing & Development	<b>29,500.00</b>	Other Miscellaneous Tax Revenues		Local Municipal Purpose Taxes	<b>.45</b> 409,531.82
Human Resources		State Aid Revenues	<b>3,209.09</b>	Veteran & Senior Citizen Taxes	
Elections		Federal Aid Revenues		Total Taxes for Rate Computation	<b>2.11</b> 1,937,231.39
General Administration (other)	<b>157,706.09</b>	State and Local Fiscal Assistance Act Utilized		Special District Taxes	
<b>JUDICIARY</b>		Sale of Acquired Property		Bank Corp. Taxes	
Municipal Courts	<b>23,000.00</b>	Other Miscellaneous Revenues	<b>153,839.93</b>	Added and Omitted Taxes	<b>4,762.90</b>
<b>PUBLIC SAFETY</b>		Total	<b>2,135,142.01</b>	Total Taxes Levied - ABSTRACT	<b>1,935,044.29</b>
Fire Protection	<b>15,003.80</b>	Prior Years Surplus Appropriated	<b>116,000.00</b>	Total Taxes Billed	<b>1,938,600.80</b>
Police Protection	<b>8,000.00</b>	REVENUES TOTAL	<b>2,251,142.01</b>	1990 TAXES COLLECTED	<b>1,798,033.97</b>
Civil Defense & Disaster Control	<b>100.00</b>	Reserve For Uncollected Taxes	<b>135,497.91</b>	1990 Taxes Cancelled, Abated or Adjusted	<b>8,071.75</b>
Environmental Inspection & Control		CAPITAL OUTLAY TOTAL	<b>341,374.39</b>	Transfer to Tax Title Liens or Foreclosed	<b>29,909.67</b>
Other Public Safety				Balance Outstanding Dec. 31, 1990	<b>102,585.41</b>
<b>PUBLIC WORKS</b>				<b>PRIOR YEARS TAXES OUTSTANDING</b>	
Streets and Drainage	<b>51,534.00</b>	Public Enterprises	<b>11,506.03</b>	Balance January 1, 1990	<b>106,389.72</b>
Sewers and Sewage Processing	<b>167,000.00</b>	Recreation-Culture		Collected in 1990	<b>92,416.36</b>
Gorbage and Trash Disposal		Public Works	<b>329,868.36</b>	Cancelled, Abated or Adjusted 1990	<b>55.55</b>
Public Buildings and Grounds	<b>12,000.00</b>	Buildings and Grounds		Transfers to Tax Title Liens or Foreclosed	<b>10,280.68</b>
Other Public Works		Library and Education		Balance December 31, 1990	<b>3,637.13</b>
<b>HEALTH and WELFARE</b>		Conservation		<b>TAX TITLE LIENS OUTSTANDING</b>	
Health Services Except Environmental	<b>3,129.45</b>	All Other		Balance January 1, 1990	<b>42,191.16</b>
Welfare-Public Assistance	<b>36,900.00</b>			Transfer From Taxes	<b>41,704.01</b>
Hospital, Clinics, First Aid		CAPITAL DEBT AUTHORIZED, DECEMBER 31, 1990		Redeemed in 1990	<b>7,632.74</b>
Animal, Insect, & Rodent Control	<b>3,900.00</b>	ISSUED AND UNISSUED		Cancelled, Abated or Adjusted (1990)	
Other Welfare Services		School	<b>17,571</b>	Transfers to Foreclosed Property	
<b>RECREATION and CONSERVATION</b>		Self-Liquidating	<b>760,722</b>	Balance December 31, 1990	<b>76,262.43</b>
Beaches and Boardwalks		Other	<b>1,061,000</b>	<b>PROPERTY ACQUIRED BY DEED OR FORECLOSURE</b>	
Parks, Playgrounds, Shade Trees	<b>8,000.00</b>	Total	<b>1,839,293</b>	Balance January 1, 1990	<b>25,150.00</b>
Land Reclamation & Conservation	<b>2,730.00</b>	ISSUED AND OUTSTANDING		Transfers From Taxes or Liens	
Other Recreational Services	<b>560.00</b>	School	<b>17,571.10</b>	Sale for Cash (1990)	
<b>EDUCATION (excluding schools)</b>		Self-Liquidating	<b>491,666.94</b>	Cancelled, Abated or Adjusted (1990)	
Libraries		Other	<b>1,061,000.00</b>	Balance December 31, 1990	<b>25,150.00</b>
Other Educational Services		Total	<b>1,570,258.04</b>	<b>CURRENT FINANCES DECEMBER 31, 1990</b>	
<b>STATUTORY EXPENDITURES</b>		EQUALIZED VALUATION BASIS		ASSETS	
Pensions & F. I. C. A.	<b>9,700.00</b>	FOR NET DEBT COMPUTATION	<b>86,836,687</b>	Cash Dec. 31, 1990	<b>785,026.99</b>
Employee Fringe Benefits		REAL PROPERTY VALUATIONS		Taxes Receivable	<b>106,222.54</b>
Other Statutory Expenditures	<b>500.00</b>	Code Class # of Parcels % VAL'N		Tax Title Liens	<b>76,262.43</b>
CETA And Other Public Employment Programs		1 Vacant Land 55 3.87	<b>3,713,502.00</b>	Foreclosed Property	<b>25,150.00</b>
<b>MUNICIPAL FUNCTIONS</b>		2 Residential 662 88.20	<b>84,622,465.00</b>	Emergencies & Other Deferred Charges	<b>39,240.39</b>
CAPITAL IMPROVEMENTS <b>*MEMO*</b>	<b>15,000.00</b>	3 Farm 29 2.06	<b>1,984,728.00</b>	State and Federal Aid Receivable	<b>320,908.38</b>
<b>DEBT SERVICE</b>		4a Commercial 20 4.58	<b>4,393,600.00</b>	Other Receivables	<b>31,299.05</b>
Principal Payments		4b Industrial 1 .58	<b>554,000.00</b>	Total	<b>1,384,109.78</b>
Interest Payments	<b>66,977.29</b>	4c Apartments 3 .70	<b>671,800.00</b>	<b>LIABILITIES, RESERVES, AND SURPLUS</b>	
		Total 770	<b>95,940,095.00</b>	Cash Liabilities	<b>861,829.41</b>
<b>DEFERRED CHARGES</b>	<b>17,034.86</b>	Land Area 1.46 Sq. Miles		Reserves for Receivables	<b>442,928.31</b>
SCHOOL, COUNTY, SPECIAL DISTRICT TAXES	<b>1,520,749.57</b>	Net Valuation Taxable-Municipal	<b>96,210,802</b>	Surplus Dec. 31, 1990	<b>79,351.54</b>
RESERVE FOR UNCOLLECTED TAXES	<b>135,497.91</b>	Net Valuation Taxable-County	<b>92,525,765</b>	Total	<b>1,384,109.78</b>
<b>EXPENDITURES</b>		State Equalized Valuation	<b>91,381,903</b>		
TOTAL	<b>2,300,037.17</b>	State Equalization Ratio	<b>105.30</b>		



0708

Population 1980 7,855  
 Population 1990 7,076  
 S & P Rating  
 Moody Rating

General Tax Rate Per \$100. 6.63  
 State Equalized Tax Rate 2.66

**GLEN RIDGE BORO. TWP. - ESSEX COUNTY**  
 Form of Government  
 Borough Council  
 Number of Members - 6

PER CAPITA:

Gross Debt 34.91  
 Net Debt  
 Debt Service  
 Total Tax Levy 2,277.17  
 Municipal Expenditures 841.16

PER CENT:

Gross Debt .04  
 Net Debt  
 Tax Levy Collected 98.31  
 Tax Levy Cancelled, Abated or Adjusted .26

EXPENDITURES		REVENUES-REALIZED		1990 PROPERTY TAX	
<b>GENERAL GOVERNMENT</b>				<b>STATE EQUALIZED TAX RATE</b>	
Governing Body & Public Boards		1990 Property Taxes Collected	15,854,760.61	Local District School Taxes	1.36 8,228,137.25
Municipal Clerk		1990 Payments in Lieu of Taxes		Regional & Consolidated School Tax	
Financial Administration	47,536.10	Delinquent Tax & Lien Collections	179,467.26	School Taxes in Municipal Budget	
Assessment of Taxes	21,250.00	Business Personalty Replacement Taxes	42,030.28	County Taxes	.58 3,541,796.00
Collection of Taxes	35,720.51	Taxes from Public Utilities	299,235.00	County Library Taxes	
Planning, Housing & Development	20,300.00	Other Miscellaneous Tax Revenues		Local Municipal Purpose Taxes	.71 4,323,584.78
Human Resources	59,639.73	State Aid Revenues	56,502.71	Veteran & Senior Citizen Taxes	
Elections	3,675.00	Federal Aid Revenues		Total Taxes for Rate Computation	2.65 16,127,818.03
General Administration (other)	427,636.74	State and Local Fiscal Assistance Act Utilized	1,228.00	Special District Taxes	
<b>JUDICIARY</b>		Sale of Acquired Property		Bank Corp. Taxes	
Municipal Courts	64,837.75	Other Miscellaneous Revenues	670,058.91	Added and Omitted Taxes	
<b>PUBLIC SAFETY</b>		Total	17,103,232.77	Total Taxes Levied - ABSTRACT	19,715.46
Fire Protection	12,069.00	Prior Years Surplus Appropriated	350,000.00	Total Taxes Billed	16,113,233.49
Police Protection	1,882,797.33	REVENUES TOTAL	17,453,282.77	1990 TAXES COLLECTED	15,854,760.61
Civil Defense & Disaster Control		Reserve For Uncollected Taxes	429,761.12	1990 Taxes Cancelled, Abated or Adjusted	41,649.66
Environmental Inspection & Control	10,550.20	<b>CAPITAL OUTLAY TOTAL</b>	84,180.62	Transfer to Tax Title Liens or Foreclosed	30,264.54
Other Public Safety		Public Enterprises	26,305.51	Balance Outstanding Dec. 31, 1990	200,718.47
<b>PUBLIC WORKS</b>		Recreation-Culture		<b>PRIOR YEARS TAXES OUTSTANDING</b>	
Streets and Drainage	422,630.68	Public Works	3,864.95	Balance January 1, 1990	181,611.57
Sewers and Sewage Processing	232,530.00	Buildings and Grounds	54,010.16	Collected in 1990	172,055.94
Garbage and Trash Disposal	1,063,353.44	Library and Education		Cancelled, Abated or Adjusted 1990	
Public Buildings and Grounds	115,056.12	Conservation		Transfers to Tax Title Liens or Foreclosed	9,555.63
Other Public Works	3,000.00	All Other		Balance December 31, 1990	
<b>HEALTH and WELFARE</b>		<b>CAPITAL DEBT AUTHORIZED, DECEMBER 31, 1990</b>		<b>TAX TITLE LIENS OUTSTANDING</b>	
Health Services Except Environmental	23,177.70	ISSUED AND UNISSUED		Balance January 1, 1990	65,108.05
Welfare-Public Assistance	13,179.04	School	247,000	Transfer From Taxes	42,183.06
Hospital, Clinics, First Aid		Self-Liquidating		Redeemed in 1990	7,411.32
Animal, Insect, & Rodent Control		Other		Cancelled, Abated or Adjusted (1990)	
Other Welfare Services		Total	247,000	Transfers to Foreclosed Property	
<b>RECREATION and CONSERVATION</b>		ISSUED AND OUTSTANDING		Balance December 31, 1990	99,879.79
Beaches and Boardwalks		School	247,000.00	<b>PROPERTY ACQUIRED BY DEED OR FORECLOSURE</b>	
Parks, Playgrounds, Shade Trees	110,934.02	Self-Liquidating		Balance January 1, 1990	410.00
Land Reclamation & Conservation	2,753.87	Other		Transfers From Taxes or Liens	
Other Recreational Services	73,000.00	Total	247,000.00	Sale for Cash (1990)	
<b>EDUCATION (excluding schools)</b>		<b>EQUALIZED VALUATION BASIS FOR NET DEBT COMPUTATION</b>	580,565,548	Cancelled, Abated or Adjusted (1990)	
Libraries	190,163.24	<b>REAL PROPERTY VALUATIONS</b>		Balance December 31, 1990	410.00
Other Educational Services		Code Class # of Parcels % VAL'N ASSESSED VALUATION		<b>CURRENT FINANCES DECEMBER 31, 1990</b>	
<b>STATUTORY EXPENDITURES</b>		1 Vacant Land 20 .15 357,600.00		<b>ASSETS</b>	
Pensions & F. I. C. A.	396,387.08	2 Residential 2225 91.00 220,376,900.00		Cash Dec. 31, 1990	3,509,094.89
Employee Fringe Benefits	272,923.05	3 Farm 13 5.45 13,203,000.00		Taxes Receivable	200,718.47
Other Statutory Expenditures		4a Commercial 16 5.45 13,203,000.00		Tax Title Liens	99,879.79
<b>CETA And Other Public Employment Programs</b>		4b Industrial 2 3.40 8,224,700.00		Foreclosed Property	410.00
<b>MUNICIPAL FUNCTIONS TOTAL</b>	5,515,205.60	4c Apartments 2263 242,162,200.00		Emergencies & Other Deferred Charges	153,300.00
<b>CAPITAL IMPROVEMENTS *MEMO*</b>	125,000.00	Total 2263 242,162,200.00		State and Federal Aid Receivable	4,315.00
<b>DEBT SERVICE</b>		Land Area 1.30 Sq. Miles		Other Receivables	744.27
Principal Payments		Net Valuation Taxable-Municipal	242,951,400	Total	3,968,462.42
Interest Payments		Net Valuation Taxable-County	592,430,365	<b>LIABILITIES, RESERVES, AND SURPLUS</b>	
<b>DEFERRED CHARGES</b>	3,100.00	State Equalized Valuation	605,137,091	Cash Liabilities	2,704,891.82
<b>SCHOOL, COUNTY, SPECIAL DISTRICT TAXES</b>	11,769,933.25	State Equalization Ratio	40.07	Reserves for Receivables	301,752.53
<b>RESERVE FOR UNCOLLECTED TAXES</b>	429,761.12			Surplus Dec. 31, 1990	961,818.07
<b>EXPENDITURES TOTAL</b>	17,721,999.97			Total	3,968,462.42

0222

Population 1980 11,497

Population 1990 10,883

S &amp; P Rating

Moody Rating

AA

General Tax Rate Per \$100.

2.17

State Equalized Tax Rate

1.75

**GLEN ROCK BOROUGH - BERGEN COUNTY**  
Form of Government  
**Borough Council**  
Number of Members - 6

PER CAPITA:

Gross Debt 423.41

Net Debt 369.60

Debt Service 63.73

Total Tax Levy 1,789.72

Municipal Expenditures 771.03

PER CENT:

Gross Debt .44

Net Debt .38

Tax Levy Collected 98.79

Tax Levy Cancelled, Abated  
or Adjusted .11

EXPENDITURES		REVENUES-REALIZED		1990 PROPERTY TAX	
<b>GENERAL GOVERNMENT</b>				<b>STATE EQUALIZED TAX RATE</b>	
Governing Body & Public Boards		1990 Property Taxes Collected	19,247,579.33	Local District School Taxes	1.67 11,848,390.00
Municipal Clerk		1990 Payments in Lieu of Taxes	43,741.80	Regional & Consolidated School Tax	
Financial Administration	31,719.00	Delinquent Tax & Lien Collections	181,052.00	School Taxes in Municipal Budget	
Assessment of Taxes	57,369.00	Business Personalty Replacement Taxes	103,793.80	County Taxes	.24 2,619,851.75
Collection of Taxes	60,473.00	Taxes from Public Utilities	804,496.00	County Library Taxes	
Planning, Housing & Development	16,975.00	Other Miscellaneous Tax Revenues		Local Municipal Purpose Taxes	.45 4,979,334.00
Human Resources	13,753.95	State Aid Revenues	123,652.05	Veteran & Senior Citizen Taxes	
Elections	3,939.00	Federal Aid Revenues		Total Taxes for Rate Computation	1.76 19,520,525.75
General Administration (other)	660,358.00	State and Local Fiscal Assistance Act Utilized		Special District Taxes	
<b>JUDICIARY</b>		Sale of Acquired Property		Bank Corp. Taxes	
Municipal Courts	63,120.00	Other Miscellaneous Revenues	1,471,521.50	Added and Omitted Taxes	29,959.20
<b>PUBLIC SAFETY</b>		Total	21,930,836.48	Total Taxes Levied - ABSTRACT	19,477,534.95
Fire Protection	133,221.50	Prior Years Surplus Appropriated	1,083,000.00	Total Taxes Billed	19,484,283.27
Police Protection	1,288,906.00	REVENUES TOTAL	23,063,836.48	1990 TAXES COLLECTED	19,247,579.33
Civil Defense & Disaster Control	1,126.00	Reserve For Uncollected Taxes	950,000.00	1990 Taxes Cancelled, Abated or Adjusted	20,920.97
Environmental Inspection & Control	112,903.00	<b>CAPITAL OUTLAY TOTAL</b>	827,972.49	Transfer to Tax Title Liens or Foreclosed	1,219.54
Other Public Safety				Balance Outstanding Dec. 31, 1990	214,563.43
<b>PUBLIC WORKS</b>				<b>PRIOR YEARS TAXES OUTSTANDING</b>	
Streets and Drainage	738,915.00	Public Enterprises		Balance January 1, 1990	182,205.00
Sewers and Sewage Processing	672,677.43	Recreation-Culture	332,128.67	Collected in 1990	181,052.00
Garbage and Trash Disposal	1,147,627.00	Public Works	36,831.82	Cancelled, Abated or Adjusted 1990	
Public Buildings and Grounds	75,405.00	Buildings and Grounds	413,331.58	Transfers to Tax Title Liens or Foreclosed	964.00
Other Public Works		Library and Education	45,680.42	Balance December 31, 1990	189.00
<b>HEALTH and WELFARE</b>		Conservation		<b>TAX TITLE LIENS OUTSTANDING</b>	
Health Services Except Environmental	64,277.00	All Other		Balance January 1, 1990	
Welfare-Public Assistance	8,652.00	<b>CAPITAL DEBT AUTHORIZED, DECEMBER 31, 1990</b>		Transfer From Taxes	2,326.41
Hospital, Clinics, First Aid		<b>ISSUED AND UNISSUED GROSS DEBT NET DEBT</b>		Redeemed in 1990	
Animal, Insect, & Rodent Control		School 640,000		Cancelled, Abated or Adjusted (1990)	
Other Welfare Services	660.00	Self-Liquidating	4,022,350	Transfers to Foreclosed Property	
<b>RECREATION and CONSERVATION</b>		Other 4,662,350	4,022,350	Balance December 31, 1990	2,326.41
Beaches and Boardwalks	88,435.00	Total 4,662,350	4,022,350	<b>PROPERTY ACQUIRED BY DEED OR FORECLOSURE</b>	
Parks, Playgrounds, Shade Trees	13,242.00	<b>ISSUED AND OUTSTANDING</b>		Balance January 1, 1990	107,500.00
Land Reclamation & Conservation	171,285.00	School 640,000.00		Transfers From Taxes or Liens	
Other Recreational Services		Self-Liquidating	3,372,500.00	Sale for Cash (1990)	
<b>EDUCATION (excluding schools)</b>		Other 4,012,500.00	4,012,500.00	Cancelled, Abated or Adjusted (1990)	
Libraries	361,272.00	Total		Balance December 31, 1990	107,500.00
Other Educational Services	61,772.00	<b>EQUALIZED VALUATION BASIS FOR NET DEBT COMPUTATION</b>	1,069,761.461	<b>CURRENT FINANCES DECEMBER 31, 1990</b>	
<b>STATUTORY EXPENDITURES</b>		<b>REAL PROPERTY VALUATIONS</b>		<b>ASSETS</b>	
Pensions & F. I. C. A.	462,944.00	Code Class # of Parcels % VAL'N	ASSESSED VALUATION	Cash Dec. 31, 1990	2,439,072.32
Employee Fringe Benefits	349,700.00	1 Vacant Land 122 .81	7,269,400.00	Taxes Receivable	214,752.43
Other Statutory Expenditures		2 Residential 3774 88.00	787,816,700.00	Tax Title Liens	2,326.41
<b>CETA And Other Public Employment Programs</b>		3 Farm 96 9.16	81,979,700.00	Foreclosed Property	107,500.00
<b>MUNICIPAL FUNCTIONS</b>		4a Commercial 4 2.03	18,190,000.00	Emergencies & Other Deferred Charges	
<b>CAPITAL IMPROVEMENTS</b>		4c Apartments 3996	895,255,800.00	State and Federal Aid Receivable	
<b>DEBT SERVICE</b>		Total 4,662,350		Other Receivables	75.14
Principal Payments	512,000.00	Land Area 2.80 Sq. Miles	896,498,930	Total	2,763,726.30
Interest Payments	235,961.40	Net Valuation Taxable-Municipal	1,100,093,367	<b>LIABILITIES, RESERVES, AND SURPLUS</b>	
<b>DEFERRED CHARGES</b>		Net Valuation Taxable-County	1,108,958,794	Cash Liabilities	1,262,521.66
<b>SCHOOL, COUNTY, SPECIAL DISTRICT TAXES</b>		State Equalized Valuation	80.82	Reserves for Receivables	324,653.98
<b>RESERVE FOR UNCOLLECTED TAXES</b>		State Equalization Ratio		Surplus Dec. 31, 1990	1,176,550.66
<b>EXPENDITURES TOTAL</b>	22,859,930.03			Total	2,763,726.30

0414

Population 1980 13,121  
 Population 1990 12,649  
 S & P Rating  
 Moody Rating

General Tax Rate Per \$100. 6.66  
 State Equalized Tax Rate 2.77

**GLOUCESTER CITY CITY - CAMDEN CO.**  
 Form of Government  
**Special Charter (P.L. 1868 c.44)**  
 Number of Members - 7

PER CAPITA:

Gross Debt 391.07  
 Net Debt 335.96  
 Debt Service 17.25  
 Total Tax Levy 703.22  
 Municipal Expenditures 558.76

PER CENT:

Gross Debt 1.78  
 Net Debt 1.53  
 Tax Levy Collected 91.82  
 Tax Levy Cancelled, Abated or Adjusted .03

EXPENDITURES		REVENUES-REALIZED		1990 PROPERTY TAX	
<b>GENERAL GOVERNMENT</b>				<b>STATE EQUALIZED TAX RATE</b>	
Governing Body & Public Boards		1990 Property Taxes Collected	8,168,956.41	Local District School Taxes	2,994,910.50
Municipal Clerk		1990 Payments in Lieu of Taxes		Regional & Consolidated School Tax	
Financial Administration	125,457.94	Delinquent Tax & Lien Collections	439,645.02	School Taxes in Municipal Budget	
Assessment of Taxes	15,703.00	Business Personalty Replacement Taxes	392,857.72	County Taxes	2,812,147.77
Collection of Taxes	53,079.55	Taxes from Public Utilities	1,623,004.00	County Library Taxes	
Planning, Housing & Development	12,996.00	Other Miscellaneous Tax Revenues		Local Municipal Purpose Taxes	3,063,408.28
Human Resources	213,355.50	State Aid Revenues	761,279.02	Veteran & Senior Citizen Taxes	208,100.00
Elections		Federal Aid Revenues		Total Taxes for Rate Computation	9,078,566.55
General Administration (other)	676,755.59	State and Local Fiscal Assistance Act Utilized		Special District Taxes	
<b>JUDICIARY</b>		Sale of Acquired Property		Bank Corp. Taxes	
Municipal Courts	98,997.04	Other Miscellaneous Revenues	933,029.91	Added and Omitted Taxes	24,565.10
<b>PUBLIC SAFETY</b>		Total	12,373,772.08	Total Taxes Levied - ABSTRACT	8,895,031.65
Fire Protection	504,252.29	Prior Years Surplus Appropriated		Total Taxes Billed	8,168,956.41
Police Protection	1,253,652.41	<b>REVENUES TOTAL</b>	12,373,772.08	1990 TAXES COLLECTED	
Civil Defense & Disaster Control	300.00	Reserve For Uncollected Taxes	679,165.87	1990 Taxes Cancelled, Abated or Adjusted	2,963.69
Environmental Inspection & Control	70,393.00	<b>CAPITAL OUTLAY TOTAL</b>	1,297,556.01	Transfer to Tax Title Liens or Foreclosed	154,476.94
Other Public Safety				Balance Outstanding Dec. 31, 1990	570,518.29
<b>PUBLIC WORKS</b>				<b>PRIOR YEARS TAXES OUTSTANDING</b>	
Streets and Drainage	149,500.00	Public Enterprises	498,103.73	Balance January 1, 1990	593,694.09
Sewers and Sewage Processing	515,149.64	Recreation-Culture	255,683.14	Collected in 1990	459,472.94
Garbage and Trash Disposal	478,500.00	Public Works	32,596.94	Cancelled, Abated or Adjusted 1990	673.29
Public Buildings and Grounds	35,998.25	Buildings and Grounds	511,167.20	Transfers to Tax Title Liens or Foreclosed	62,796.20
Other Public Works	296,444.42	Library and Education		Balance December 31, 1990	70,751.66
<b>HEALTH and WELFARE</b>		Conservation		<b>TAX TITLE LIENS OUTSTANDING</b>	
Health Services Except Environmental	11,357.80	All Other		Balance January 1, 1990	259,029.25
Welfare-Public Assistance	48,610.00	<b>CAPITAL DEBT AUTHORIZED, DECEMBER 31, 1990</b>		Transfer From Taxes	224,759.04
Hospital, Clinics, First Aid		<b>ISSUED AND UNISSUED</b>		Redeemed in 1990	30,172.08
Animal, Insect, & Rodent Control		School	231,000	Cancelled, Abated or Adjusted (1990)	
Other Welfare Services		Self-Liquidating	2,119,000	Transfers to Foreclosed Property	
<b>RECREATION and CONSERVATION</b>		Other	2,596,596	Balance December 31, 1990	453,616.21
Beaches and Boardwalks		Total	4,946,596	<b>PROPERTY ACQUIRED BY DEED OR FORECLOSURE</b>	
Parks, Playgrounds, Shade Trees	31,600.00	<b>ISSUED AND OUTSTANDING</b>		Balance January 1, 1990	605,700.00
Land Reclamation & Conservation	500.00	School	231,000.00	Transfers From Taxes or Liens	
Other Recreational Services	34,215.00	Self-Liquidating	2,119,000.00	Sale for Cash (1990)	
<b>EDUCATION (excluding schools)</b>		Other	2,014,550.00	Cancelled, Abated or Adjusted (1990)	
Libraries	150,000.00	Total	4,364,550.00	Balance December 31, 1990	605,700.00
Other Educational Services		<b>EQUALIZED VALUATION BASIS</b>		<b>CURRENT FINANCES DECEMBER 31, 1990</b>	
<b>STATUTORY EXPENDITURES</b>		<b>FOR NET DEBT COMPUTATION</b>	277,288,642	<b>ASSETS</b>	
Pensions & F. I. C. A.	452,221.07	<b>REAL PROPERTY VALUATIONS</b>		Cash Dec. 31, 1990	2,324,322.33
Employee Fringe Benefits	503,283.06	Code Class # of Parcels % VAL'N		Taxes Receivable	641,269.95
Other Statutory Expenditures		1 Vacant Land 333 2.21	2,858,600.00	Tax Title Liens	453,616.21
<b>CETA And Other Public Employment Programs</b>		2 Residential 3650 59.91	77,432,300.00	Foreclosed Property	605,700.00
<b>MUNICIPAL FUNCTIONS TOTAL</b>	5,737,331.56	3 Farm		Emergencies & Other Deferred Charges	2,080.80
<b>CAPITAL IMPROVEMENTS *MEMO*</b>	4,000.00	4a Commercial 341 25.46	32,909,500.00	State and Federal Aid Receivable	
<b>DEBT SERVICE</b>		4b Industrial 42 9.25	11,949,200.00	Other Receivables	19,795.03
Principal Payments	49,400.00	4c Apartments 14 3.16	4,087,800.00	Total	4,046,784.32
Interest Payments	168,851.11	Total 4330	129,237,400.00	<b>LIABILITIES, RESERVES, AND SURPLUS</b>	
<b>DEFERRED CHARGES</b>	432,990.99	Land Area 2.32 Sq. Miles		Cash Liabilities	1,911,845.16
<b>SCHOOL, COUNTY, SPECIAL DISTRICT TAXES</b>	5,807,058.27	Net Valuation Taxable-Municipal	133,137,945	Reserves for Receivables	1,720,381.19
<b>RESERVE FOR UNCOLLECTED TAXES</b>	679,165.87	Net Valuation Taxable-County	294,721,166	Surplus Dec. 31, 1990	414,557.97
<b>EXPENDITURES TOTAL</b>	12,874,797.80	State Equalized Valuation	314,567,372	Total	4,046,784.32
		State Equalization Ratio	41.60		



0415  
Population 1980 45,156  
Population 1990 53,797  
S & P Rating  
Moody Rating A

General Tax Rate Per \$100. 6.98  
State Equalized Tax Rate 2.74

GLOUCESTER TOWNSHIP - CAMDEN CO.  
Form of Government  
Mayor-Council Plan B (OMCL 50)  
Number of Members - 7

PER CAPITA:  
Gross Debt 550.10  
Net Debt 434.15  
Debt Service 42.90  
Total Tax Levy 885.27  
Municipal Expenditures 356.65  
PER CENT:  
Gross Debt 2.09  
Net Debt 1.65  
Tax Levy Collected 94.99  
Tax Levy Cancelled, Abated or Adjusted 1.18

EXPENDITURES		REVENUES-REALIZED		1990 PROPERTY TAX	
GENERAL GOVERNMENT				STATE EQUALIZED TAX RATE	
Governing Body & Public Boards	131,408.00	1990 Property Taxes Collected	45,257,859.00	Local District School Taxes	82 13,377,022.50
Municipal Clerk	146,408.00	1990 Payments in Lieu of Taxes	97,252.00	Regional & Consolidated School Tax	35 5,753,970.21
Financial Administration	135,490.00	Delinquent Tax & Lien Collections	1,950,353.00	School Taxes in Municipal Budget	
Assessment of Taxes	107,900.00	Business Personalty Replacement Taxes	156,114.00	County Taxes	88 14,333,312.40
Collection of Taxes	120,806.00	Taxes from Public Utilities	2,614,267.00	County Library Taxes	02 385,058.02
Planning, Housing & Development	148,155.00	Other Miscellaneous Tax Revenues		Local Municipal Purpose Taxes	66 10,699,541.00
Human Resources	277,615.00	State Aid Revenues	1,261,123.00	Veteran & Senior Citizen Taxes	
Elections		Federal Aid Revenues		Total Taxes for Rate Computation	2.73 44,940,604.13
General Administration (other)	2,483,876.00	State and Local Fiscal Assistance Act Utilized		Special District Taxes	
JUDICIARY		Sale of Acquired Property		Bank Corp. Taxes	
Municipal Courts	182,617.00	Other Miscellaneous Revenues	1,591,146.00	Added and Omitted Taxes	976,228.00
PUBLIC SAFETY		Total	52,928,114.00	Total Taxes Levied - ABSTRACT	47,624,974.13
Fire Protection	2,653.00	Prior Years Surplus Appropriated	1,150,000.00	Total Taxes Billed	47,645,039.00
Police Protection	4,304,804.00	REVENUES TOTAL	54,078,114.00	1990 TAXES COLLECTED	45,257,859.00
Civil Defense & Disaster Control	3,323.00	Reserve For Uncollected Taxes	2,341,368.00	1990 Taxes Cancelled, Abated or Adjusted	86,831.00
Environmental Inspection & Control	47,678.00	CAPITAL OUTLAY TOTAL	4,992,813.00	Transfer to Tax Title Liens or Foreclosed	77,583.00
Other Public Safety				Balance Outstanding Dec. 31, 1990	2,222,766.00
PUBLIC WORKS				PRIOR YEARS TAXES OUTSTANDING	
Streets and Drainage	688,116.00	Public Enterprises		Balance January 1, 1990	2,015,159.00
Sewers and Sewage Processing		Recreation-Culture	123,576.00	Collected in 1990	1,868,031.00
Garbage and Trash Disposal	3,316,550.00	Public Works	16,459.00	Cancelled, Abated or Adjusted 1990	21,267.00
Public Buildings and Grounds	233,944.00	Buildings and Grounds	4,852,778.00	Transfers to Tax Title Liens or Foreclosed	41,273.00
Other Public Works	75,068.00	Library and Education		Balance December 31, 1990	84,583.00
HEALTH and WELFARE		Conservation		TAX TITLE LIENS OUTSTANDING	
Health Services Except Environmental	6,265.00	All Other		Balance January 1, 1990	261,181.00
Welfare-Public Assistance	27,476.00	CAPITAL DEBT AUTHORIZED, DECEMBER 31, 1990		Transfer From Taxes	124,979.00
Hospital, Clinics, First Aid		ISSUED AND UNISSUED		Redeemed in 1990	82,322.00
Animal, Insect, & Rodent Control		School	6,237,350	Cancelled, Abated or Adjusted (1990)	2,730.00
Other Welfare Services		Self-Liquidating		Transfers to Foreclosed Property	
RECREATION and CONSERVATION		Other	23,356,173	Balance December 31, 1990	301,108.00
Beaches and Boardwalks		Total	29,593,523	PROPERTY ACQUIRED BY DEED OR	
Parks, Playgrounds, Shade Trees	44,200.00	ISSUED AND OUTSTANDING		FORECLOSURE	
Land Reclamation & Conservation		School	6,237,350.08	Balance January 1, 1990	780,894.00
Other Recreational Services	40,350.00	Self-Liquidating		Transfers From Taxes or Liens	
EDUCATION (excluding schools)		Other	23,115,529.00	Sale for Cash (1990)	
Libraries		Total	29,352,879.03	Cancelled, Abated or Adjusted (1990)	
Other Educational Services	106,250.00	EQUALIZED VALUATION BASIS		Balance December 31, 1990	790,394.00
STATUTORY EXPENDITURES		FOR NET DEBT COMPUTATION	1,415,203,869	CURRENT FINANCES DECEMBER 31, 1990	
Pensions & F. I. C. A.	1,035,884.00	REAL PROPERTY VALUATIONS		ASSETS	
Employee Fringe Benefits	751,500.00	Code Class # of Parcels % VAL'N		Cash Dec. 31, 1990	2,715,490.00
Other Statutory Expenditures	1,000.00	1 Vacant Land 2850 3.30		Taxes Receivable	2,307,349.00
CETA And Other Public Employment Programs		2 Residential 14845 82.07		Tax Title Liens	301,108.00
MUNICIPAL FUNCTIONS TOTAL	14,429,336.00	3 Farm 130 .35		Foreclosed Property	780,894.00
CAPITAL IMPROVEMENTS *MEMO*	225,000.00	4a Commercial 396 7.41		Emergencies & Other Deferred Charges	174,178.00
DEBT SERVICE		4b Industrial 27 1.41		State and Federal Aid Receivable	275,198.00
Principal Payments	1,149,320.00	4c Apartments 35 5.47		Other Receivables	37,582.00
Interest Payments	1,158,280.00	Total 18283		Total	6,641,805.00
DEFERRED CHARGES	107,968.00	Land Area 23.14 Sq. Miles		LIABILITIES, RESERVES, AND SURPLUS	
SCHOOL, COUNTY, SPECIAL DISTRICT TAXES	35,949,235.13	Net Valuation Taxable-Municipal	638,183,384	Cash Liabilities	2,144,508.00
RESERVE FOR UNCOLLECTED TAXES	2,341,368.00	Net Valuation Taxable-County	1,496,522,247	Reserves for Receivables	3,476,933.00
EXPENDITURES TOTAL	55,135,977.13	State Equalized Valuation	1,614,857,502	Surplus Dec. 31, 1990	1,020,364.00
		State Equalization Ratio	39.29	Total	6,641,805.00

1908  
 Population 1980 2,450  
 Population 1990 2,709  
 S & P Rating  
 Moody Rating

General Tax Rate Per \$100. 1.98  
 State Equalized Tax Rate 2.14

**GREEN TOWNSHIP - SUSSEX COUNTY**  
**Form of Government**  
**Township Committee**  
**Number of Members - 3**

PER CAPITA:  
 Grass Debt 1,070.14  
 Net Debt 181.25  
 Debt Service 4.76  
 Total Tax Levy 1,517.93  
 Municipal Expenditures 432.86

PER CENT:  
 Gross Debt 1.62  
 Net Debt .28  
 Tax Levy Collected 92.68  
 Tax Levy Cancelled, Abated or Adjusted

EXPENDITURES		REVENUES-REALIZED		1990 PROPERTY TAX	
<b>GENERAL GOVERNMENT</b>				<b>STATE EQUALIZED TAX RATE</b>	
Governing Body & Public Boards		1990 Property Taxes Collected	3,818,981.55	Local District School Taxes	1.47
Municipal Clerk		1990 Payments in Lieu of Taxes		Regional & Consolidated School Tax	
Financial Administration	19,136.60	Delinquent Tax & Lien Collections	131,075.20	School Taxes in Municipal Budget	
Assessment of Taxes	16,200.00	Business Personality Replacement Taxes	25,218.36	County Taxes	.38 *
Collection of Taxes	17,200.00	Taxes from Public Utilities	113,012.00	County Library Taxes	.02
Planning, Housing & Development	47,387.57	Other Miscellaneous Tax Revenues		Local Municipal Purpose Taxes	.27
Human Resources		State Aid Revenues	4,990.94	Veteran & Senior Citizen Taxes	
Elections		Federal Aid Revenues		Total Taxes for Rate Computation	2.14
General Administration (other)	194,453.83	State and Local Fiscal Assistance Act Utilized		Special District Taxes	
<b>JUDICIARY</b>		Sale of Acquired Property		Bank Corp. Taxes	
Municipal Courts	18,335.00	Other Miscellaneous Revenues	241,432.33	Added and Omitted Taxes	
<b>PUBLIC SAFETY</b>		Total	4,334,710.38	Total Taxes Levied - ABSTRACT	
Fire Protection	24,643.40	Prior Years Surplus Appropriated	280,000.00	Total Taxes Billed	
Police Protection	17,000.00	REVENUES TOTAL	4,614,710.38	1990 TAXES COLLECTED	
Civil Defense & Disaster Control	950.00	Reserve for Uncollected Taxes	273,455.17	1990 Taxes Cancelled, Abated or Adjusted	
Environmental Inspection & Control	13,000.00			Transfer to Tax Title Liens or Foreclosed	
Other Public Safety				Balance Outstanding Dec. 31, 1990	
<b>PUBLIC WORKS</b>		<b>CAPITAL OUTLAY TOTAL</b>	<b>5,539.59</b>		
Streets and Drainage	191,075.14	Public Enterprises		PRIOR YEARS TAXES OUTSTANDING	
Sewers and Sewage Processing	2,101.44	Recreation-Culture	1,710.88	Balance January 1, 1990	132,715.65
Garbage and Trash Disposal	176,426.18	Public Works		Collected in 1990	131,075.20
Public Buildings and Grounds	15,290.00	Buildings and Grounds	3,828.71	Cancelled, Abated or Adjusted 1990	
Other Public Works	9,700.00	Library and Education		Transfers to Tax Title Liens or Foreclosed	
<b>HEALTH and WELFARE</b>		Conservation		Balance December 31, 1990	1,640.45
Health Services Except Environmental	600.00	All Other		TAX TITLE LIENS OUTSTANDING	
Welfare-Public Assistance	1,000.00			Balance January 1, 1990	4,162.62
Hospital, Clinics, First Aid		<b>CAPITAL DEBT AUTHORIZED, DECEMBER 31, 1990</b>		Transfer From Taxes	
Animal, Insect, & Rodent Control	2,300.00	ISSUED AND UNISSUED		Redeemed in 1990	
Other Welfare Services		School	2,408,000	Cancelled, Abated or Adjusted (1990)	
<b>RECREATION and CONSERVATION</b>		Self-Liquidating		Transfers to Foreclosed Property	
Beaches and Boardwalks		Other	491,000	Balance December 31, 1990	4,162.62
Parks, Playgrounds, Shade Trees		Total	2,899,000	PROPERTY ACQUIRED BY DEED OR	
Land Reclamation & Conservation	3,694.82			FORECLOSURE	
Other Recreational Services	20,300.00	ISSUED AND OUTSTANDING		Balance January 1, 1990	582,691.36
<b>EDUCATION (excluding schools)</b>		School	2,408,000.00	Transfers From Taxes or Liens	
Libraries		Self-Liquidating		Sale for Cash (1990)	
Other Educational Services		Other	21,000.00	Cancelled, Abated or Adjusted (1990)	
<b>STATUTORY EXPENDITURES</b>		Total	2,429,000.00	Balance December 31, 1990	582,691.36
Pensions & F. I. C. A.	35,905.18	EQUALIZED VALUATION BASIS		CURRENT FINANCES DECEMBER 31, 1990	
Employee Fringe Benefits	42,320.84	FOR NET DEBT COMPUTATION	178,433.763	ASSETS	
Other Statutory Expenditures	1,700.00	REAL PROPERTY VALUATIONS		Cash Dec. 31, 1990	587,710.09
CETA And Other Public Employment Programs		Code Class # of Parcels % VAL'N		Taxes Receivable	303,126.09
<b>MUNICIPAL FUNCTIONS</b>		1 Vacant Land 268 9.48	19,457,400.00	Tax Title Liens	4,162.62
CAPITAL IMPROVEMENTS	60,000.00	2 Residential 755 71.21	146,127,000.00	Foreclosed Property	582,691.36
<b>DEBT SERVICE</b>		3 Farm 318 13.93	28,595,200.00	Emergencies & Other Deferred Charges	75,000.00
Principal Payments	11,000.00	4a Commercial 20 4.38	10,004,500.00	State and Federal Aid Receivable	365.71
Interest Payments	1,832.76	4b Industrial 3 .50	1,017,900.00	Other Receivables	10,231.52
<b>DEFERRED CHARGES</b>		4c Apartments		Total	1,563,287.39
SCHOOL, COUNTY, SPECIAL DISTRICT TAXES	3,560,814.79	Total 1364	205,202,000.00	LIABILITIES, RESERVES, AND SURPLUS	
RESERVE FOR UNCOLLECTED TAXES	273,455.17	Land Area 15.80 Sq. Miles		Cash Liabilities	430,259.32
<b>EXPENDITURES TOTAL</b>	<b>4,733,422.72</b>	Net Valuation Taxable-Municipal	205,843,652	Reserves for Receivables	900,211.59
		Net Valuation Taxable-County	194,868,247	Surplus Dec. 31, 1990	232,816.48
		State Equalized Valuation	190,397,524	Total	1,563,287.39
		State Equalization Ratio	109.14		

\*Includes County Health Service Taxes, County Vocational School Taxes, or County Open Space Tax. See Table 13.



Population 1980 4,640  
 Population 1990 4,460  
 S & P Rating  
 Moody Rating A

General Tax Rate Per \$100. 3.74  
 State Equalized Tax Rate 1.56

GREEN BROOK TWP. - SOMERSET COUNTY  
 Form of Government  
 Township Committee  
 Number of Members - 5

PER CAPITA:  
 Gross Debt 955.82  
 Net Debt 430.18  
 Debt Service 75.65  
 Total Tax Levy 1,798.94  
 Municipal Expenditures 596.56

PER CENT.  
 Gross Debt .90  
 Net Debt .41  
 Tax Levy Collected 96.63  
 Tax Levy Cancelled, Abated or Adjusted .39

EXPENDITURES		REVENUES-REALIZED		1990 PROPERTY TAX	
<b>GENERAL GOVERNMENT</b>				STATE EQUALIZED TAX RATE — .39	
Governing Body & Public Boards		1990 Property Taxes Collected	7,704,720.73	Local District School Taxes	4,526,272.00
Municipal Clerk		1990 Payments in Lieu of Taxes		Regional & Consolidated School Tax	
Financial Administration	37,051.33	Delinquent Tax & Lien Collections	187,715.02	School Taxes in Municipal Budget	
Assessment of Taxes	26,557.63	Business Personalty Replacement Taxes	75,136.24	County Taxes	.43 *
Collection of Taxes	34,125.49	Taxes from Public Utilities	552,942.00	County Library Taxes	.02
Planning, Housing & Development	22,342.19	Other Miscellaneous Tax Revenues		Local Municipal Purpose Taxes	.22
Human Resources	17,066.00	State Aid Revenues	29,377.28	Veteron & Senior Citizen Taxes	43,300.00
Elections	23,230.25	Federal Aid Revenues		Total Taxes for Rate Computation	1.56
General Administration (other)	244,932.69	State and Local Fiscal Assistance Act Utilized		Special District Taxes	
<b>JUDICIARY</b>		Sale of Acquired Property		Bank Corp. Taxes	
Municipal Courts	55,733.15	Other Miscellaneous Revenues	540,855.00	Added and Omitted Taxes	71,287.05
<b>PUBLIC SAFETY</b>		Total	9,150,746.27	Total Taxes Levied - ABSTRACT	8,023,269.85
Fire Protection	130,349.38	Prior Years Surplus Appropriated	410,000.00	Total Taxes Billed	8,031,172.86
Police Protection	810,045.59	REVENUES TOTAL	9,560,746.27	1990 TAXES COLLECTED	7,764,720.73
Civil Defense & Disaster Control		Reserve For Uncollected Taxes	236,311.07	1990 Taxes Cancelled, Abated or Adjusted	30,778.88
Environmental Inspection & Control	133,521.67	<b>CAPITAL OUTLAY TOTAL</b>	111,208.04	Transfer to Tax Title Liens or Foreclosed	5,490.32
Other Public Safety				Balance Outstanding Dec. 31, 1990	230,182.73
<b>PUBLIC WORKS</b>				<b>PRIOR YEARS TAXES OUTSTANDING</b>	
Streets and Drainage	132,041.87	Public Enterprises	18,502.44	Balance January 1, 1990	139,537.32
Sewers and Sewage Processing		Recreation—Culture		Collected in 1990	184,070.53
Garbage and Trash Disposal		Public Works	17,432.59	Cancelled, Abated or Adjusted 1990	11.30
Public Buildings and Grounds	49,078.58	Buildings and Grounds	75,223.01	Transfers to Tax Title Liens or Foreclosed	5,505.49
Other Public Works		Library and Education		Balance December 31, 1990	
<b>HEALTH and WELFARE</b>		Conservation		<b>TAX TITLE LIENS OUTSTANDING</b>	
Health Services Except Environmental	90,545.23	All Other		Balance January 1, 1990	25,465.25
Welfare—Public Assistance	9,176.00	<b>CAPITAL DEBT AUTHORIZED, DECEMBER 31, 1990</b>		Transfer From Taxes	11,941.35
Hospital, Clinics, First Aid		<b>ISSUED AND UNISSUED</b>		Redeemed in 1990	3,644.49
Animal, Insect, & Rodent Control	1,700.00	<b>SCHOOL</b>		Cancelled, Abated or Adjusted (1990)	
Other Welfare Services		Self-Liquidating	2,455,375	Transfers to Foreclosed Property	
<b>RECREATION and CONSERVATION</b>		Other	1,807,586	Balance December 31, 1990	33,762.11
Beaches and Boardwalks		Total	4,262,961	<b>PROPERTY ACQUIRED BY DEED OR FORECLOSURE</b>	
Parks, Ploygrounds, Shade Trees		<b>ISSUED AND OUTSTANDING</b>		Balance January 1, 1990	58,000.00
Land Reclamation & Conservation	1,950.00	School		Transfers From Taxes or Liens	
Other Recreational Services	10,875.00	Self-Liquidating	1,150,000.00	Sale for Cash (1990)	
<b>EDUCATION (excluding schools)</b>		Other	1,399,000.00	Cancelled, Abated or Adjusted (1990)	
Libraries		Total	2,549,000.00	Balance December 31, 1990	58,000.00
Other Educational Services		<b>EQUALIZED VALUATION BASIS FOR NET DEBT COMPUTATION</b>	472,306,167	<b>CURRENT FINANCES DECEMBER 31, 1990</b>	
<b>STATUTORY EXPENDITURES</b>		<b>REAL PROPERTY VALUATIONS</b>		<b>ASSETS</b>	
Pensions & F. I. C. A.	134,652.15	Code Class # of Parcels % VAL'N		Cash Dec. 31, 1990	1,302,679.83
Employee Fringe Benefits	94,279.02	1 Vocont Lond 254 3.19	6,781,850.00	Taxes Receivable	230,182.73
Other Statutory Expenditures	500.00	2 Residential 1443 70.90	150,671,350.00	Tax Title Liens	33,762.11
CETA And Other Public Employment Programs		3 Farm 3 .01	12,300.00	Foreclosed Property	58,000.00
<b>MUNICIPAL FUNCTIONS TOTAL</b>	2,064,853.72	4a Commercial 180 24.32	51,689,000.00	Emergencies & Other Deferred Charges	50,808.00
<b>CAPITAL IMPROVEMENTS *MEMO*</b>	31,406.00	4b Industrial 10 1.58	3,361,800.00	State and Federal Aid Receivable	9,256.15
<b>DEBT SERVICE</b>		4c Apartments		Other Receivables	15,847.12
Principal Payments	230,000.00	Total 1890	212,516,300.00	Total	1,700,535.94
Interest Payments	107,411.25	Lond Area 4.60 Sq. Miles		<b>LIABILITIES, RESERVES, AND SURPLUS</b>	
<b>DEFERRED CHARGES</b>	22,073.89	Net Valuation Taxable-Municipal	212,831,166	Cash Liabilities	449,881.61
<b>SCHOOL, COUNTY, SPECIAL DISTRICT TAXES</b>	6,813,404.09	Net Valuation Taxable-County	508,966,970	Reserves for Receivables	337,791.96
<b>RESERVE FOR UNCOLLECTED TAXES</b>	236,311.07	State Equalized Valuation	508,241,013	Surplus Dec. 31, 1990	912,862.37
<b>EXPENDITURES TOTAL</b>	9,474,054.02	State Equalization Ratio	41.84	Total	1,700,535.94



0606  
Population 1980 973  
Population 1990 911  
S & P Rating  
Moody Rating

General Tax Rate Per \$100. 3.05  
State Equalized Tax Rate 2.85

**GREENWICH TWP. - CUMBERLAND CO.**  
**Form of Government**  
**Township Committee**  
**Number of Members - 3**

PER CAPITA:  
Gross Debt 754.03  
Net Debt 226.13  
Debt Service .41  
Total Tax Levy 1,162.65  
Municipal Expenditures 359.36  
PER CENT:  
Gross Debt 2.03  
Net Debt .61  
Tax Levy Collected 85.49  
Tax Levy Cancelled, Abated or Adjusted .10

EXPENDITURES		REVENUES-REALIZED		1990 PROPERTY TAX	
<b>GENERAL GOVERNMENT</b>				<b>STATE EQUALIZED TAX RATE</b>	
Governing Body & Public Boards		1990 Property Taxes Collected	907,908.98	Local District School Taxes .54	348,662.34
Municipal Clerk		1990 Payments in Lieu of Taxes		Regional & Consolidated School Tax .55	202,689.93
Financial Administration	7,750.00	Delinquent Tax & Lien Collections	95,131.82	School Taxes in Municipal Budget	
Assessment of Taxes	6,000.00	Business Personalty Replacement Taxes	19,909.92	County Taxes 1.13 *	415,768.25
Collection of Taxes	3,800.00	Taxes from Public Utilities	49,329.00	County Library Taxes	
Planning, Housing & Development	2,570.00	Other Miscellaneous Tax Revenues		Local Municipal Purpose Taxes .23	84,666.46
Human Resources	5,140.00	State Aid Revenues	10,414.33	Veteran & Senior Citizen Taxes	14,050.00
Elections	1,200.00	Federal Aid Revenues		Total Taxes for Rate Computation 2.85	1,065,836.98
General Administration (other)	29,630.00	State and Local Fiscal Assistance Act Utilized		Special District Taxes	
<b>JUDICIARY</b>		Sale of Acquired Property		Bank Corp. Taxes	
Municipal Courts	5,000.00	Other Miscellaneous Revenues	43,085.97	Added and Omitted Taxes	7,385.05
<b>PUBLIC SAFETY</b>		Total	1,130,780.02	Total Taxes Levied - ABSTRACT	1,059,172.03
Fire Protection	10,964.40	Prior Years Surplus Appropriated	91,000.00	Total Taxes Billed	1,061,986.78
Police Protection	100.00	REVENUES TOTAL	1,221,780.02	1990 TAXES COLLECTED	907,908.98
Civil Defense & Disaster Control	3,510.00	Reserve For Uncollected Taxes	161,936.00	1990 Taxes Cancelled, Abated or Adjusted	1,059.49
Environmental Inspection & Control	6,668.00	CAPITAL OUTLAY TOTAL	26,234.80	Transfer to Tax Title Liens or Foreclosed	10,286.48
Other Public Safety				Balance Outstanding Dec. 31, 1990	142,731.83
<b>PUBLIC WORKS</b>				PRIOR YEARS TAXES OUTSTANDING	
Streets and Drainage	12,550.00	Public Enterprises		Balance January 1, 1990	134,752.37
Sewers and Sewage Processing		Recreation—Culture		Collected in 1990	77,297.65
Garbage and Trash Disposal	41,200.00	Public Works	26,234.80	Cancelled, Abated or Adjusted 1990	
Public Buildings and Grounds	7,000.00	Buildings and Grounds		Transfers to Tax Title Liens or Foreclosed	
Other Public Works		Library and Education		Balance December 31, 1990	57,454.72
<b>HEALTH and WELFARE</b>		Conservation		TAX TITLE LIENS OUTSTANDING	
Health Services Except Environmental	275.00	All Other		Balance January 1, 1990	53,528.73
Welfare-Public Assistance	6,400.00	CAPITAL DEBT AUTHORIZED, DECEMBER 31, 1990		Transfer From Taxes	10,286.48
Hospital, Clinics, First Aid		ISSUED AND UNISSUED GROSS DEBT NET DEBT		Redeemed in 1990	17,834.17
Animal, Insect, & Rodent Control	1,300.00	School 480,920		Cancelled, Abated or Adjusted (1990)	
Other Welfare Services		Self-Liquidating		Transfers to Foreclosed Property	
<b>RECREATION and CONSERVATION</b>		Other 206,000	206,000	Balance December 31, 1990	45,981.04
Beaches and Boardwalks		Total 686,920	206,000	PROPERTY ACQUIRED BY DEED OR FORECLOSURE	
Parks, Playgrounds, Shade Trees	200.00	ISSUED AND OUTSTANDING		Balance January 1, 1990	200.00
Land Reclamation & Conservation		School 480,920.97		Transfers From Taxes or Liens	
Other Recreational Services	3,050.00	Self-Liquidating		Sale for Cash (1990)	
<b>EDUCATION (excluding schools)</b>		Other		Cancelled, Abated or Adjusted (1990)	
Libraries		Total 480,920.97		Balance December 31, 1990	200.00
Other Educational Services		EQUALIZED VALUATION BASIS		CURRENT FINANCES DECEMBER 31, 1990	
<b>STATUTORY EXPENDITURES</b>		FOR NET DEBT COMPUTATION	33,835,245	ASSETS	
Pensions & F. I. C. A.	4,100.00	REAL PROPERTY VALUATIONS		Cash Dec. 31, 1990	414,338.01
Employee Fringe Benefits		Code Class # of Parcels % VAL'N ASSESSED VALUATION		Taxes Receivable	200,186.55
Other Statutory Expenditures	710.60	1 Vacant Land 155 3.98 1,345,800.00		Tax Title Liens	45,981.04
CETA And Other Public Employment Programs		2 Residential 278 61.63 20,857,100.00		Foreclosed Property	200.00
<b>MUNICIPAL FUNCTIONS TOTAL</b>	159,238.00	3 Farm 200 27.76 9,395,000.00		Emergencies & Other Deferred Charges	6,000.00
<b>CAPITAL IMPROVEMENTS *MEMO*</b>	35,000.00	4a Commercial 14 6.63 2,244,300.00		State and Federal Aid Receivable	
<b>DEBT SERVICE</b>		4b Industrial		Other Receivables	6,629.80
Principal Payments		4c Apartments		Total	673,335.40
Interest Payments	370.23	Total 647 33,842,200.00		LIABILITIES, RESERVES, AND SURPLUS	
<b>DEFERRED CHARGES</b>		Land Area 19.00 Sq. Miles		Cash Liabilities	208,270.35
SCHOOL, COUNTY, SPECIAL DISTRICT TAXES	967,120.52	Net Valuation Taxable-Municipal	34,240,316	Reserves for Receivables	252,997.39
RESERVE FOR UNCOLLECTED TAXES	161,936.00	Net Valuation Taxable-County	36,242,731	Surplus Dec. 31, 1990	212,067.66
<b>EXPENDITURES TOTAL</b>	1,294,496.46	State Equalized Valuation	36,913,222	Total	673,335.40
		State Equalization Ratio	92.68		

\*Includes County Health Service Taxes, County Vocational School Taxes, or County Open Space Tax. See Table 13.

0807

Population 1980 5,404  
 Population 1990 5,102  
 S & P Rating  
 Moody Rating A

General Tax Rate Per \$100. 3.24  
 State Equalized Tax Rate 1.79

GREENWICH TWP. - GLOUCESTER COUNTY  
 Form of Government  
 Small Municipality Plan C (OMCL 50)  
 Number of Members - 5

PER CAPITA:  
 Gross Debt 1,119.87  
 Net Debt 882.65  
 Debt Service 103.64  
 Total Tax Levy 2,056.95  
 Municipal Expenditures 910.70

PER CENT:  
 Gross Debt 1.10  
 Net Debt .87  
 Tax Levy Collected 98.76  
 Tax Levy Cancelled, Abated or Adjusted .09

EXPENDITURES		REVENUES-REALIZED		1990 PROPERTY TAX	
GENERAL GOVERNMENT				STATE EQUALIZED TAX RATE	
Governing Body & Public Boards	36,377.00	1990 Property Taxes Collected		Local District School Taxes	3,369,279.00
Municipal Clerk	49,242.02	1990 Payments in Lieu of Taxes		Regional & Consolidated School Tax	
Financial Administration	81,500.00	Delinquent Tax & Lien Collections		School Taxes in Municipal Budget	
Assessment of Taxes	30,816.00	Business Personalty Replacement Taxes		County Taxes	3,554,050.64
Collection of Taxes	22,318.00	Taxes from Public Utilities		County Library Taxes	138,838.79
Planning, Housing & Development	53,230.00	Other Miscellaneous Tax Revenues		Local Municipal Purpose Taxes	2,904,000.00
Human Resources	53,020.00	State Aid Revenues		Veteran & Senior Citizen Taxes	91,500.00
Elections	3,025.00	Federal Aid Revenues		Total Taxes for Rate Computation	10,557,268.43
General Administration (other)	466,550.00	State and Local Fiscal Assistance Act Utilized		Special District Taxes	
JUDICIARY		Sale of Acquired Property		Bank Corp. Taxes	
Municipal Courts	44,005.38	Other Miscellaneous Revenues		Added and Omitted Taxes	28,391.60
PUBLIC SAFETY		Total		Total Taxes Levied - ABSTRACT	10,494,560.03
Fire Protection	123,952.51	Prior Years Surplus Appropriated		Total Taxes Billed	10,523,145.75
Police Protection	867,788.05	REVENUES TOTAL		1990 TAXES COLLECTED	10,392,287.45
Civil Defense & Disaster Control	4,500.00	Reserve For Uncollected Taxes		1990 Taxes Cancelled, Abated or Adjusted	9,884.01
Environmental Inspection & Control	41,946.00	CAPITAL OUTLAY TOTAL		Transfer to Tax Title Liens or Foreclosed	12,579.52
Other Public Safety				Balance Outstanding Dec. 31, 1990	103,394.77
PUBLIC WORKS				PRIOR YEARS TAXES OUTSTANDING	
Streets and Drainage	324,559.00	Public Enterprises		Balance January 1, 1990	93,233.44
Sewers and Sewage Processing	280,710.00	Recreation-Culture		Collected in 1990	75,951.17
Garbage and Trash Disposal	568,110.00	Public Works		Cancelled, Abated or Adjusted 1990	1,075.32
Public Buildings and Grounds	97,200.00	Buildings and Grounds		Transfers to Tax Title Liens or Foreclosed	7,399.90
Other Public Works	33,100.00	Library and Education		Balance December 31, 1990	8,807.05
HEALTH and WELFARE		Conservation		TAX TITLE LIENS OUTSTANDING	
Health Services Except Environmental	16,280.00	All Other		Balance January 1, 1990	25,423.44
Welfare-Public Assistance	3,150.00	CAPITAL DEBT AUTHORIZED, DECEMBER 31, 1990		Transfer From Taxes	21,076.36
Hospital, Clinics, First Aid		ISSUED AND UNISSUED GROSS DEBT NET DEBT		Redeemed in 1990	4,540.66
Animal, Insect, & Rodent Control	7,135.00	School		Cancelled, Abated or Adjusted (1990)	340.73
Other Welfare Services	7,272.00	Self-Liquidating		Transfers to Foreclosed Property	
RECREATION and CONSERVATION		Other		Balance December 31, 1990	41,023.41
Beaches and Boardwalks		Total		PROPERTY ACQUIRED BY DEED OR FORECLOSURE	
Parks, Playgrounds, Shade Trees	17,200.00	ISSUED AND OUTSTANDING		Balance January 1, 1990	10,070.00
Land Reclamation & Conservation	1,152.00	School		Transfers From Taxes or Liens	
Other Recreational Services	69,382.00	Self-Liquidating		Sale for Cash (1990)	
EDUCATION (excluding schools)		Other		Cancelled, Abated or Adjusted (1990)	
Libraries	52,000.00	Total		Balance December 31, 1990	10,070.00
Other Educational Services	1,000.00	EQUALIZED VALUATION BASIS		CURRENT FINANCES DECEMBER 31, 1990	
STATUTORY EXPENDITURES		FOR NET DEBT COMPUTATION		ASSETS	
Pensions & F. L. C. A.	246,800.39	REAL PROPERTY VALUATIONS		Cash Dec. 31, 1990	1,362,109.38
Employee Fringe Benefits	304,800.00	Code Class # of Parcels % VAL'N ASSESSED VALUATION		Taxes Receivable	117,201.82
Other Statutory Expenditures	1,420.35	1 Vacant Land 256 2.28 7,339,800.00		Tax Title Liens	41,023.41
CETA And Other Public Employment Programs		2 Residential 1700 24.68 79,848,800.00		Foreclosed Property	10,070.00
MUNICIPAL FUNCTIONS TOTAL	3,909,620.70	3 Farm 64 2.34 1,089,400.00		Emergencies & Other Deferred Charges	7,545.00
CAPITAL IMPROVEMENTS *MEMO*	195,000.00	4a Commercial 65 2.87 9,299,500.00		State and Federal Aid Receivable	
DEBT SERVICE		4b Industrial 14 69.74 225,583,450.00		Other Receivables	164,562.63
Principal Payments	205,000.00	4c Apartments 4 .08 272,700.00		Total	1,703,112.29
Interest Payments	323,770.00	Total 2103 323,482,650.00		LIABILITIES, RESERVES, AND SURPLUS	
DEFERRED CHARGES		Land Area 9.44 Sq. Miles		Cash Liabilities	1,108,589.88
SCHOOL, COUNTY, SPECIAL DISTRICT TAXES	7,562,158.43	Net Valuation Taxable-Municipal		Reserves for Receivables	333,457.91
RESERVE FOR UNCOLLECTED TAXES	203,000.00	Net Valuation Taxable-County		Surplus Dec. 31, 1990	261,064.50
EXPENDITURES TOTAL	12,209,559.13	State Equalized Valuation		Total	1,703,112.29
		State Equalization Ratio			

2107

Population 1980 1,738

Population 1990 1,899

S &amp; P Rating

Moody Rating

General Tax Rate Per \$100.

2.14

State Equalized Tax Rate

1.98

## GREENWICH TOWNSHIP - WARREN CO.

Form of Government

Township Committee

Number of Members - 3

PER CAPITA:

Gross Debt 7.90

Net Debt 7.90

Debt Service 8.71

Total Tax Levy 1,469.78

Municipal Expenditures 494.33

PER CENT:

Gross Debt .01

Net Debt .01

Tax Levy Collected 90.60

Tax Levy Cancelled, Abated or Adjusted 1.00

EXPENDITURES		REVENUES-REALIZED		1990 PROPERTY TAX	
<b>GENERAL GOVERNMENT</b>				<b>STATE EQUALIZED TAX RATE</b>	
Governing Body & Public Boards		1990 Property Taxes Collected	2,537,022.88	Local District School Taxes	1.19 1,597,117.00
Municipal Clerk		1990 Payments in Lieu of Taxes		Regional & Consolidated School Tax	
Financial Administration	11,004.14	Delinquent Tax & Lien Collections	248,233.14	School Taxes in Municipal Budget	
Assessment of Taxes	23,268.00	Business Personalty Replacement Taxes	29,662.36	County Taxes	.57 759,633.11
Collection of Taxes	3,722.45	Taxes from Public Utilities	173,442.00	County Library Taxes	.03 37,701.42
Planning, Housing & Development	28,538.00	Other Miscellaneous Tax Revenues		Local Municipal Purpose Taxes	.19 250,000.00
Human Resources	37,023.00	State Aid Revenues	7,809.00	Veteron & Senior Citizen Taxes	
Elections	11,500.00	Federal Aid Revenues		Total Taxes for Rate Computation	1.98 2,662,501.53
General Administration (other)	163,989.91	State and Local Fiscal Assistance Act Utilized		Special District Taxes	
<b>JUDICIARY</b>		Sale of Acquired Property		Bank Corp. Taxes	
Municipal Courts	24,549.00	Other Miscellaneous Revenues	226,538.26	Added and Omitted Taxes	146,662.14
<b>PUBLIC SAFETY</b>		Total	3,222,707.64	Total Taxes Levied - ABSTRACT	2,791,113.67
Fire Protection	13,050.50	Prior Years Surplus Appropriated	200,000.00	Total Taxes Billed	2,800,313.22
Police Protection	80,322.40	REVENUES TOTAL	3,422,707.64	1990 TAXES COLLECTED	2,537,022.88
Civil Defense & Disaster Control	3,833.36	Reserve For Uncollected Taxes	314,679.36	1990 Taxes Cancelled, Abated or Adjusted	27,924.04
Environmental Inspection & Control	2,294.00	CAPITAL OUTLAY TOTAL	13,328.63	Transfer to Tax Title Liens or Foreclosed	9,644.98
Other Public Safety				Balance Outstanding Dec. 31, 1990	225,721.32
<b>PUBLIC WORKS</b>				<b>PRIOR YEARS TAXES OUTSTANDING</b>	
Streets and Drainage	82,958.60	Public Enterprises		Balance January 1, 1990	302,743.77
Sewers and Sewage Processing	1,500.00	Recreation-Culture	1,116.71	Collected in 1990	202,804.36
Garbage and Trash Disposal	2,815.00	Public Works		Cancelled, Abated or Adjusted 1990	
Public Buildings and Grounds	44,250.00	Buildings and Grounds	12,211.92	Transfers to Tax Title Liens or Foreclosed	
Other Public Works	6,753.54	Library and Education		Balance December 31, 1990	99,939.41
<b>HEALTH and WELFARE</b>		Conservation		<b>TAX TITLE LIENS OUTSTANDING</b>	
Health Services Except Environmental	215.00	All Other		Balance January 1, 1990	68,000.34
Welfare-Public Assistance	750.00	CAPITAL DEBT AUTHORIZED, DECEMBER 31, 1990		Transfer From Taxes	9,644.98
Hospital, Clinics, First Aid		ISSUED AND UNISSUED GROSS DEBT NET DEBT		Redeemed in 1990	45,428.78
Animal, Insect, & Rodent Control	2,000.00	School		Cancelled, Abated or Adjusted (1990)	45.32
Other Welfare Services		Self-Liquidating		Transfers to Foreclosed Property	
<b>RECREATION and CONSERVATION</b>		Other	15,000 15,000	Balance December 31, 1990	32,171.22
Beaches and Boardwalks		Total	15,000 15,000	<b>PROPERTY ACQUIRED BY DEED OR FORECLOSURE</b>	
Parks, Playgrounds, Shade Trees	366.76	ISSUED AND OUTSTANDING		Balance January 1, 1990	
Land Reclamation & Conservation	1,050.00	School		Transfers From Taxes or Liens	
Other Recreational Services	5,000.00	Self-Liquidating		Sale for Cash (1990)	
<b>EDUCATION (excluding schools)</b>		Other	15,000.00 15,000.00	Cancelled, Abated or Adjusted (1990)	
Libraries	500.00	Total	15,000.00	Balance December 31, 1990	
Other Educational Services		EQUALIZED VALUATION BASIS		<b>CURRENT FINANCES DECEMBER 31, 1990</b>	
<b>STATUTORY EXPENDITURES</b>		FOR NET DEBT COMPUTATION	113,124.962	<b>ASSETS</b>	
Pensions & F. I. C. A.	27,757.74	REAL PROPERTY VALUATIONS		Cash Dec. 31, 1990	1,543,980.72
Employee Fringe Benefits	9,500.00	Code Class # of Parcels % VAL'N ASSESSED VALUATION		Taxes Receivable	325,660.73
Other Statutory Expenditures	3,000.00	1 Vacant Land 210 9.31 18,825,000.00		Tax Title Liens	32,171.22
CETA And Other Public Employment Programs		2 Residential 638 55.62 112,439,200.00		Foreclosed Property	
<b>MUNICIPAL FUNCTIONS</b>		3 Farm 491 20.77 42,034,428.00		Emergencies & Other Deferred Charges	2,000.00
CAPITAL IMPROVEMENTS *MEMO*	601,511.40	4a Commercial 48 8.60 17,377,686.00		State and Federal Aid Receivable	572.00
<b>DEBT SERVICE</b>		4b Industrial 15 5.46 11,035,700.00		Other Receivables	9,442.05
Principal Payments	15,000.00	4c Apartments 2 .22 436,800.00		Total	1,913,826.72
Interest Payments	1,537.46	Total 1404 202,148,914.00		<b>LIABILITIES, RESERVES, AND SURPLUS</b>	
<b>DEFERRED CHARGES</b>		Land Area 10.42 Sq. Miles		Cash Liabilities	1,099,557.71
SCHOOL, COUNTY, SPECIAL DISTRICT TAXES	2,394,451.53	Net Valuation Taxable-Municipal	124,007,059	Reserves for Receivables	367,274.00
RESERVE FOR UNCOLLECTED TAXES	314,679.36	Net Valuation Taxable-County	127,527,478	Surplus Dec. 31, 1990	446,995.01
EXPENDITURES TOTAL	3,333,179.75	State Equalized Valuation	133,832,716	Total	1,913,826.72
		State Equalization Ratio	92.61		



0903

Population 1980 7,340  
 Population 1990 8,268  
 S & P Rating  
 Moody Rating

General Tax Rate Per \$100. 3.46  
 State Equalized Tax Rate 2.07

**GUTTENBERG TOWN - HUDSON COUNTY**  
 Form of Government  
**Town Council**  
 Number of Members - 6

PER CAPITA:  
 Gross Debt 309.58  
 Net Debt 285.39  
 Debt Service 16.64  
 Total Tax Levy 1,155.05  
 Municipal Expenditures 589.78

PER CENT:  
 Gross Debt .57  
 Net Debt .53  
 Tax Levy Collected 91.09  
 Tax Levy Cancelled, Abated or Adjusted

EXPENDITURES		REVENUES-REALIZED		1990 PROPERTY TAX	
<b>GENERAL GOVERNMENT</b>				STATE EQUALIZED TAX RATE ———— .74	
Governing Body & Public Boards		1990 Property Taxes Collected	3,701,183.61	Local District School Taxes	3,417,920.64
Municipal Clerk		1990 Payments in Lieu of Taxes		Regional & Consolidated School Tax	
Financial Administration	94,850.00	Delinquent Tax & Lien Collections	651,751.65	School Taxes in Municipal Budget	
Assessment of Taxes	27,350.00	Business Personalty Replacement Taxes	104,817.32	County Taxes	2,830,364.09
Collection of Taxes	14,700.00	Taxes from Public Utilities	201,267.00	County Library Taxes	
Planning, Housing & Development	23,400.00	Other Miscellaneous Tax Revenues		Local Municipal Purpose Taxes	3,275,538.49
Human Resources	56,273.02	State Aid Revenues	79,004.27	Veteran & Senior Citizen Taxes	25,950.00
Elections	5,050.00	Federal Aid Revenues		Total Taxes for Rate Computation	9,549,773.22
General Administration (other)	480,690.00	State and Local Fiscal Assistance Act Utilized		Special District Taxes	
<b>JUDICIARY</b>		Sale of Acquired Property		Bank Corp. Taxes	
Municipal Courts	82,000.00	Other Miscellaneous Revenues	480,706.10	Added and Omitted Taxes	26,134.31
<b>PUBLIC SAFETY</b>		Total	10,218,729.95	Total Taxes Levied - ABSTRACT	9,549,957.53
Fire Protection	243,625.07	Prior Years Surplus Appropriated	325,000.00	Total Taxes Billed	9,552,534.54
Police Protection	1,069,094.14	REVENUES TOTAL	10,543,729.95	1990 TAXES COLLECTED	8,701,183.61
Civil Defense & Disaster Control	1,025.00	Reserve For Uncollected Taxes	701,659.59	1990 Taxes Cancelled, Abated or Adjusted	
Environmental Inspection & Control	22,050.00	<b>CAPITAL OUTLAY TOTAL</b>	334,958.49	Transfer to Tax Title Liens or Foreclosed	
Other Public Safety				Balance Outstanding Dec. 31, 1990	851,350.93
<b>PUBLIC WORKS</b>				<b>PRIOR YEARS TAXES OUTSTANDING</b>	
Streets and Drainage	198,000.00	Public Enterprises		Balance January 1, 1990	667,765.09
Sewers and Sewage Processing	651,300.00	Recreation—Culture		Collected in 1990	651,751.65
Garbage and Trash Disposal	103,900.00	Public Works		Cancelled, Abated or Adjusted 1990	
Public Buildings and Grounds	46,700.00	Buildings and Grounds	334,958.49	Transfers to Tax Title Liens or Foreclosed	
Other Public Works	16,000.00	Library and Education		Balance December 31, 1990	10,013.44
<b>HEALTH and WELFARE</b>		Conservation		<b>TAX TITLE LIENS OUTSTANDING</b>	
Health Services Except Environmental	65,620.25	All Other		Balance January 1, 1990	
Welfare—Public Assistance	59,250.00	<b>CAPITAL DEBT AUTHORIZED, DECEMBER 31, 1990</b>		Transfer From Taxes	
Hospital, Clinics, First Aid		<b>ISSUED AND UNISSUED</b>		Redeemed in 1990	
Animal, Insect, & Rodent Control		School	200,000	Cancelled, Abated or Adjusted (1990)	
Other Welfare Services		Self-Liquidating		Transfers to Foreclosed Property	
<b>RECREATION and CONSERVATION</b>		Other	2,359,600	Balance December 31, 1990	
Beaches and Boardwalks		Total	2,559,600	<b>PROPERTY ACQUIRED BY DEED OR FORECLOSURE</b>	
Parks, Playgrounds, Shade Trees		<b>ISSUED AND OUTSTANDING</b>		Balance January 1, 1990	10,800.00
Land Reclamation & Conservation		School		Transfers From Taxes or Liens	
Other Recreational Services	121,800.00	Self-Liquidating		Sale for Cash (1990)	
<b>EDUCATION (excluding schools)</b>		Other		Cancelled, Abated or Adjusted (1990)	
Libraries		Total	1,240,600.00	Balance December 31, 1990	10,800.00
Other Educational Services	33,700.00	<b>EQUALIZED VALUATION BASIS FOR NET DEBT COMPUTATION</b>	449,210,815	<b>CURRENT FINANCES DECEMBER 31, 1990</b>	
<b>STATUTORY EXPENDITURES</b>		<b>REAL PROPERTY VALUATIONS</b>		<b>ASSETS</b>	
Pensions & F. L. C. A.	237,303.45	Code Class # of Parcels % VAL'N		Cash Dec. 31, 1990	1,793,547.05
Employee Fringe Benefits	319,514.00	1 Vacant Land 26 .92	2,541,700.00	Taxes Receivable	867,364.37
Other Statutory Expenditures		2 Residential 2043 77.18	212,215,600.00	Tax Title Liens	
<b>CETA And Other Public Employment Programs</b>		3 Farm		Foreclosed Property	10,800.00
<b>MUNICIPAL FUNCTIONS</b>		4a Commercial 137 7.36	20,244,800.00	Emergencies & Other Deferred Charges	45,896.99
<b>CAPITAL IMPROVEMENTS</b>		4b Industrial 93 4.23	11,624,600.00	State and Federal Aid Receivable	203,786.05
<b>DEBT SERVICE</b>		4c Apartments 79 10.31	28,349,300.00	Other Receivables	37,383.83
Principal Payments	39,500.00	Total 2378	274,976,000.00	Total	2,958,778.89
Interest Payments	98,050.29	Land Area .20 Sq. Miles		<b>LIABILITIES, RESERVES, AND SURPLUS</b>	
<b>DEFERRED CHARGES</b>		Net Valuation Taxable-Municipal	275,329,485	Cash Liabilities	1,644,660.52
<b>SCHOOL, COUNTY, SPECIAL DISTRICT TAXES</b>		Net Valuation Taxable-County	468,226,617	Reserves for Receivables	915,548.20
<b>RESERVE FOR UNCOLLECTED TAXES</b>		State Equalized Valuation	460,564,364	Surplus Dec. 31, 1990	398,570.17
<b>EXPENDITURES TOTAL</b>	11,124,557.24	State Equalization Ratio	59.75	Total	2,958,778.89

0223

Population 1980 36,039  
 Population 1990 37,049  
 S & P Rating AA-  
 Moody Rating AA

General Tax Rate Per \$100. 2.39  
 State Equalized Tax Rate 2.04

**HACKENSACK CITY - BERGEN COUNTY**  
 Form of Government  
 Council-Manager (1923)  
 Number of Members - 5

PER CAPITA:  
 Gross Debt 673.49  
 Net Debt 392.30  
 Debt Service 96.54  
 Total Tax Levy 1,589.41  
 Municipal Expenditures 1,011.70

PER CENT:  
 Gross Debt .90  
 Net Debt .52  
 Tax Levy Collected 96.46  
 Tax Levy Cancelled, Abated or Adjusted .48

EXPENDITURES		REVENUES-REALIZED		1990 PROPERTY TAX	
<b>GENERAL GOVERNMENT</b>				<b>STATE EQUALIZED TAX RATE</b>	
Governing Body & Public Boards		1990 Property Taxes Collected	56,962,995.04	Local District School Taxes	.86
Municipal Clerk		1990 Payments in Lieu of Taxes		Regional & Consolidated School Tax	
Financial Administration	278,738.00	Delinquent Tax & Lien Collections	1,074,968.78	School Taxes in Municipal Budget	.06
Assessment of Taxes	240,850.00	Business Personality Replacement Taxes	1,404,865.00	County Taxes	.24
Collection of Taxes	121,870.00	Taxes from Public Utilities	2,336,312.00	County Library Taxes	
Planning, Housing & Development	57,458.00	Other Miscellaneous Tax Revenues		Local Municipal Purpose Taxes	.89
Human Resources	366,352.00	State Aid Revenues	483,393.53	Veteran & Senior Citizen Taxes	
Elections	7,800.00	Federal Aid Revenues		Total Taxes for Rate Computation	2.05
General Administration (other)	2,451,746.84	State and Local Fiscal Assistance Act Utilized		Special District Taxes	
<b>JUDICIARY</b>		Sale of Acquired Property		Bank Corp. Taxes	
Municipal Courts	403,332.39	Other Miscellaneous Revenues	3,899,191.07	Added and Omitted Taxes	
<b>PUBLIC SAFETY</b>		Total	66,161,725.42	Total Taxes Levied - ABSTRACT	
Fire Protection	5,133,338.56	Prior Years Surplus Appropriated	3,575,000.00	Total Taxes Billed	
Police Protection	6,193,962.42	REVENUES TOTAL	69,736,725.42	1990 TAXES COLLECTED	
Civil Defense & Disaster Control	9,700.00	Reserve For Uncollected Taxes	3,237,513.05	1990 Taxes Cancelled, Abated or Adjusted	
Environmental Inspection & Control	294,200.00	CAPITAL OUTLAY TOTAL	6,074,710.53	Transfer to Tax Title Liens or Foreclosed	
Other Public Safety				Balance Outstanding Dec. 31, 1990	
<b>PUBLIC WORKS</b>				PRIOR YEARS TAXES OUTSTANDING	
Streets and Drainage	898,475.00	Public Enterprises	32,571.54	Balance January 1, 1990	
Sewers and Sewage Processing	2,531,691.59	Recreation-Culture	71,960.19	Collected in 1990	
Garbage and Trash Disposal	3,481,970.00	Public Works	4,037,484.92	Cancelled, Abated or Adjusted 1990	
Public Buildings and Grounds	860,550.00	Buildings and Grounds	1,138,127.28	Transfers to Tax Title Liens or Foreclosed	
Other Public Works		Library and Education	794,566.60	Balance December 31, 1990	
<b>HEALTH and WELFARE</b>		Conservation		TAX TITLE LIENS OUTSTANDING	
Health Services Except Environmental	313,788.00	All Other		Balance January 1, 1990	
Welfare-Public Assistance		CAPITAL DEBT AUTHORIZED, DECEMBER 31, 1990		Transfer From Taxes	
Hospital, Clinics, First Aid	50,670.00	ISSUED AND UNISSUED		Redeemed in 1990	
Animal, Insect, & Rodent Control	35,325.00	School	5,683,000	Cancelled, Abated or Adjusted (1990)	
Other Welfare Services	112,750.00	Self-Liquidating	4,590,000	Transfers to Foreclosed Property	
<b>RECREATION and CONSERVATION</b>		Other	14,679,254	Balance December 31, 1990	
Beaches and Boardwalks		Total	24,952,254	PROPERTY ACQUIRED BY DEED OR	
Parks, Playgrounds, Shade Trees	377,450.00			FORECLOSURE	
Land Reclamation & Conservation	219,018.73	ISSUED AND OUTSTANDING		Balance January 1, 1990	
Other Recreational Services	202,950.00	School	3,968,000.00	Transfers From Taxes or Liens	
<b>EDUCATION (excluding schools)</b>		Self-Liquidating	4,240,000.00	Sale for Cash (1990)	
Libraries	1,089,600.00	Other	7,754,000.00	Cancelled, Abated or Adjusted (1990)	
Other Educational Services		Total	15,962,000.00	Balance December 31, 1990	
<b>STATUTORY EXPENDITURES</b>		EQUALIZED VALUATION BASIS		CURRENT FINANCES DECEMBER 31, 1990	
Pensions & F. I. C. A.	2,283,774.00	FOR NET DEBT COMPUTATION	2,768,534.88	ASSETS	
Employee Fringe Benefits	1,859,772.69	REAL PROPERTY VALUATIONS		Cash Dec. 31, 1990	
Other Statutory Expenditures		Code Class # of Parcels % VAL'N	ASSESSED VALUATION	Taxes Receivable	
CETA And Other Public Employment Programs		1 Vacant Land 336 1.37	33,402,400.00	Tax Title Liens	
<b>MUNICIPAL FUNCTIONS</b>		2 Residential 7480 44.46	1,085,773,500.00	Foreclosed Property	
CAPITAL IMPROVEMENTS *MEMO*		3 Farm		Emergencies & Other Deferred Charges	
DEBT SERVICE		4a Commercial 1030 29.18	712,481,600.00	State and Federal Aid Receivable	
Principal Payments	2,817,000.00	4b Industrial 249 7.95	194,246,100.00	Other Receivables	
Interest Payments	759,622.29	4c Apartments 208 17.04	415,985,000.00	Total	
TYPE I SCHL DEBT *MEMO		Total 9303	2,441,888,600.00	LIABILITIES, RESERVES, AND SURPLUS	
DEFERRED CHARGES		Land Area 4.00 Sq. Miles		Cash Liabilities	
SCHOOL, COUNTY, SPECIAL DISTRICT TAXES		Net Valuation Taxable-Municipal	2,466,005,921	Reserves for Receivables	
RESERVE FOR UNCOLLECTED TAXES		Net Valuation Taxable-County	2,923,462,685	Surplus Dec. 31, 1990	
EXPENDITURES TOTAL		State Equalized Valuation	2,878,458,174	Total	
		State Equalization Ratio	85.55		



2108

Population 1980 **8,850**  
 Population 1990 **8,120**  
 S & P Rating  
 Moody Rating **A**

General Tax Rate Per \$100. **2.90**  
 State Equalized Tax Rate **2.25**

**HACKETTSTOWN TOWN - WARREN CO.**  
 Form of Government  
 Special Charter (P.L. 1970 c. 206)  
 Number of Members - 6

PER CAPITA:  
 Gross Debt **164.66**  
 Net Debt **65.02**  
 Debt Service **16.03**  
 Total Tax Levy **1,421.86**  
 Municipal Expenditures **505.66**

PER CENT:  
 Gross Debt **.29**  
 Net Debt **.11**  
 Tax Levy Collected **94.13**  
 Tax Levy Cancelled, Abated or Adjusted **1.34**

EXPENDITURES		REVENUES-REALIZED		1990 PROPERTY TAX	
<b>GENERAL GOVERNMENT</b>				<b>STATE EQUALIZED TAX RATE</b> <b>1.25</b>	
Governing Body & Public Boards		1990 Property Taxes Collected	<b>10,970,260.78</b>	Local District School Taxes	<b>6,401,425.00</b>
Municipal Clerk		1990 Payments in Lieu of Taxes		Regional & Consolidated School Tax	
Financial Administration	<b>43,400.00</b>	Delinquent Tax & Lien Collections	<b>281,341.56</b>	School Taxes in Municipal Budget	
Assessment of Taxes	<b>43,520.10</b>	Business Personalty Replacement Taxes	<b>211,688.88</b>	County Taxes	<b>2,908,672.58</b>
Collection of Taxes	<b>27,744.08</b>	Taxes from Public Utilities	<b>410,883.00</b>	County Library Taxes	
Planning, Housing & Development	<b>50,000.00</b>	Other Miscellaneous Tax Revenues		Local Municipal Purpose Taxes	<b>2,199,017.66</b>
Human Resources	<b>36,404.90</b>	State Aid Revenues	<b>142,054.21</b>	Veteran & Senior Citizen Taxes	<b>58,050.00</b>
Elections	<b>51,633.80</b>	Federal Aid Revenues		Total Taxes for Rate Computation	<b>11,567,165.24</b>
General Administration (other)	<b>307,546.07</b>	State and Local Fiscal Assistance Act Utilized		Special District Taxes	
<b>JUDICIARY</b>		Sale of Acquired Property		Bank Corp. Taxes	
Municipal Courts	<b>59,986.40</b>	Other Miscellaneous Revenues	<b>603,475.77</b>	Added and Omitted Taxes	<b>36,394.52</b>
<b>PUBLIC SAFETY</b>		Total	<b>12,524,704.20</b>	Total Taxes Levied - ABSTRACT	<b>11,545,509.76</b>
Fire Protection	<b>88,746.10</b>	Prior Years Surplus Appropriated	<b>580,000.00</b>	Total Taxes Billed	<b>11,547,595.36</b>
Police Protection	<b>950,447.09</b>	REVENUES TOTAL	<b>13,104,704.20</b>	1990 TAXES COLLECTED	<b>10,870,260.78</b>
Civil Defense & Disaster Control	<b>1,500.00</b>	Reserve For Uncollected Taxes	<b>629,941.06</b>	1990 Taxes Cancelled, Abated or Adjusted	<b>154,855.20</b>
Environmental Inspection & Control	<b>67,150.00</b>	<b>CAPITAL OUTLAY TOTAL</b>	<b>3,500.00</b>	Transfer to Tax Title Liens or Foreclosed	<b>72.50</b>
Other Public Safety				Balance Outstanding Dec. 31, 1990	<b>522,396.28</b>
<b>PUBLIC WORKS</b>				<b>PRIOR YEARS TAXES OUTSTANDING</b>	
Streets and Drainage	<b>437,745.85</b>	Public Enterprises		Balance January 1, 1990	<b>299,961.07</b>
Sewers and Sewage Processing	<b>126,197.22</b>	Recreation-Culture		Collected in 1990	<b>281,341.56</b>
Garbage and Trash Disposal	<b>29,000.00</b>	Public Works		Cancelled, Abated or Adjusted 1990	<b>17,854.23</b>
Public Buildings and Grounds	<b>131,100.63</b>	Buildings and Grounds	<b>3,500.00</b>	Transfers to Tax Title Liens or Foreclosed	
Other Public Works		Library and Education		Balance December 31, 1990	<b>765.28</b>
<b>HEALTH and WELFARE</b>		Conservation		<b>TAX TITLE LIENS OUTSTANDING</b>	
Health Services Except Environmental	<b>4,409.95</b>	All Other		Balance January 1, 1990	<b>308.35</b>
Welfare-Public Assistance	<b>1,000.00</b>	<b>CAPITAL DEBT AUTHORIZED, DECEMBER 31, 1990</b>		Transfer From Taxes	<b>72.50</b>
Hospital, Clinics, First Aid		<b>ISSUED AND UNISSUED</b>	<b>GROSS DEBT</b>	Redeemed in 1990	
Animal, Insect, & Rodent Control		School	<b>809,000.00</b>	Cancelled, Abated or Adjusted (1990)	
Other Welfare Services		Self-Liquidating		Transfers to Foreclosed Property	
<b>RECREATION and CONSERVATION</b>		Other	<b>528,000.00</b>	Balance December 31, 1990	<b>380.85</b>
Beaches and Boardwalks	<b>40,300.00</b>	Total	<b>1,337,000.00</b>	<b>PROPERTY ACQUIRED BY DEED OR FORECLOSURE</b>	
Parks, Playgrounds, Shade Trees	<b>400.00</b>	<b>ISSUED AND OUTSTANDING</b>		Balance January 1, 1990	<b>10,800.00</b>
Land Reclamation & Conservation	<b>144,850.10</b>	School	<b>809,000.00</b>	Transfers From Taxes or Liens	
Other Recreational Services		Self-Liquidating		Sale for Cash (1990)	
<b>EDUCATION (excluding schools)</b>		Other	<b>528,000.00</b>	Cancelled, Abated or Adjusted (1990)	
Libraries	<b>156,000.00</b>	Total	<b>1,337,000.00</b>	Balance December 31, 1990	<b>10,800.00</b>
Other Educational Services		<b>EQUALIZED VALUATION BASIS FOR NET DEBT COMPUTATION</b>	<b>461,430.877</b>	<b>CURRENT FINANCES DECEMBER 31, 1990</b>	
<b>STATUTORY EXPENDITURES</b>		<b>REAL PROPERTY VALUATIONS</b>		<b>ASSETS</b>	
Pensions & F. I. C. A.	<b>276,204.39</b>	Code Class # of Parcels % VAL'N	<b>ASSESSED VALUATION</b>	Cash Dec. 31, 1990	<b>3,958,398.49</b>
Employee Fringe Benefits	<b>248,200.00</b>	1 Vacant Land 203 4.13	<b>16,170,400.00</b>	Taxes Receivable	<b>523,161.56</b>
Other Statutory Expenditures	<b>1,000.00</b>	2 Residential 1946 60.98	<b>238,705,400.00</b>	Tax Title Liens	<b>380.85</b>
CETA And Other Public Employment Programs		3 Farm 4 .04	<b>155,800.00</b>	Foreclosed Property	<b>10,800.00</b>
<b>MUNICIPAL FUNCTIONS</b>	<b>3,323,486.68</b>	4a Commercial 276 19.21	<b>75,200,400.00</b>	Emergencies & Other Deferred Charges	<b>39,000.00</b>
<b>CAPITAL IMPROVEMENTS</b>	<b>71,000.00</b>	4b Industrial 24 10.31	<b>40,343,600.00</b>	State and Federal Aid Receivable	<b>72,880.36</b>
<b>DEBT SERVICE</b>		4c Apartments 27 5.34	<b>20,825,000.00</b>	Other Receivables	<b>14,595.73</b>
Principal Payments	<b>90,000.00</b>	Total 2480	<b>391,460,600.00</b>	Total	<b>4,619,116.92</b>
Interest Payments	<b>40,146.96</b>	Land Area 3.60 Sq. Miles		<b>LIABILITIES, RESERVES, AND SURPLUS</b>	
<b>DEFERRED CHARGES</b>	<b>22,400.00</b>	Net Valuation Taxable-Municipal	<b>390,937,960</b>	Cash Liabilities	<b>3,430,727.13</b>
<b>SCHOOL, COUNTY, SPECIAL DISTRICT TAXES</b>	<b>9,310,097.58</b>	Net Valuation Taxable-County	<b>488,692,805</b>	Reserves for Receivables	<b>534,342.41</b>
<b>RESERVE FOR UNCOLLECTED TAXES</b>	<b>629,941.06</b>	State Equalized Valuation	<b>509,741,946</b>	Surplus Dec. 31, 1990	<b>654,047.45</b>
<b>EXPENDITURES</b>	<b>13,416,072.28</b>	State Equalization Ratio	<b>77.63</b>	Total	<b>4,619,116.99</b>



0416  
Population 1980 15,875  
Population 1990 14,837  
S & P Rating  
Moody Rating A

General Tax Rate Per \$100. 6.44  
State Equalized Tax Rate 2.37

**HADDON TOWNSHIP - CAMDEN COUNTY**  
**Form of Government**  
**Commission (1911)**  
**Number of Members - 3**

PER CAPITA:  
Gross Debt 522.13  
Net Debt 333.68  
Debt Service 47.48  
Total Tax Levy 1,042.72  
Municipal Expenditures 347.56  
PER CENT:  
Gross Debt 1.35  
Net Debt .86  
Tax Levy Collected 97.32  
Tax Levy Cancelled, Abated or Adjusted .20

EXPENDITURES		REVENUES-REALIZED		1990 PROPERTY TAX	
<b>GENERAL GOVERNMENT</b>				<b>STATE EQUALIZED TAX RATE</b>	
Governing Body & Public Boards		1990 Property Taxes Collected	15,056,090.64	Local District School Taxes	1.61 6,407,143.27
Municipal Clerk		1990 Payments in Lieu of Taxes		Regional & Consolidated School Tax	
Financial Administration	3,300.00	Delinquent Tax & Lien Collections	259,230.88	School Taxes in Municipal Budget	
Assessment of Taxes	23,675.00	Business Personalty Replacement Taxes	111,167.76	County Taxes	.89 5,640,082.53
Collection of Taxes	61,516.00	Taxes from Public Utilities	801,289.00	County Library Taxes	.02 152,112.88
Planning, Housing & Development	19,922.00	Other Miscellaneous Tax Revenues		Local Municipal Purpase Taxes	.45 2,848,200.00
Human Resources	72,255.33	State Aid Revenues	114,248.08	Veteran & Senior Citizen Taxes	
Elections	10,716.83	Federal Aid Revenues		Total Taxes for Rate Computation	2.37 15,257,638.68
General Administration (other)	490,110.35	State and Local Fiscal Assistance Act Utilized	123.24	Special District Taxes	
<b>JUDICIARY</b>		Sale of Acquired Property		Bank Corp. Taxes	
Municipal Courts	72,493.24	Other Miscellaneous Revenues		Added and Omitted Taxes	
<b>PUBLIC SAFETY</b>				Total Taxes Levied - ABSTRACT	60,571.46
Fire Protection	45,438.26			Total Taxes Billed	15,470,894.95
Police Protection	1,190,413.29	Prior Years Surplus Appropriated	579,000.00	1990 TAXES COLLECTED	15,056,090.64
Civil Defense & Disaster Control	3,067.36	REVENUES TOTAL	17,869,714.42	1990 Taxes Cancelled, Abated or Adjusted	30,456.33
Environmental Inspection & Control	90,155.49	Reserve For Uncollected Taxes	304,515.00	Transfer to Tax Title Liens or Foreclosed	3,012.54
Other Public Safety				Balance Outstanding Dec. 31, 1990	381,335.44
<b>PUBLIC WORKS</b>		<b>CAPITAL OUTLAY TOTAL</b>	<b>423,702.66</b>	<b>PRIOR YEARS TAXES OUTSTANDING</b>	
Streets and Drainage	470,338.88	Public Enterprises	113,247.79	Balance January 1, 1990	246,775.41
Sewers and Sewage Processing		Recreation-Culture	13,597.45	Collected in 1990	234,960.74
Garbage and Trash Disposal	733,359.57	Public Works	14,926.45	Cancelled, Abated or Adjusted 1990	185.19
Public Buildings and Grounds	77,800.16	Buildings and Grounds	281,930.97	Transfers to Tax Title Liens or Foreclosed	548.83
Other Public Works	108,438.65	Library and Education		Balance December 31, 1990	11,080.65
<b>HEALTH and WELFARE</b>		Conservation		<b>TAX TITLE LIENS OUTSTANDING</b>	
Health Services Except Environmental	2,852.96	All Other		Balance January 1, 1990	34,856.02
Welfare-Public Assistance	12,940.00			Transfer From Taxes	3,617.40
Hospital, Clinics, First Aid		<b>CAPITAL DEBT AUTHORIZED, DECEMBER 31, 1990</b>		Redeemed in 1990	24,270.14
Animal, Insect, & Radent Control		ISSUED AND UNISSUED		Cancelled, Abated or Adjusted (1990)	
Other Welfare Services		School	1,973,333	Transfers to Foreclosed Property	
<b>RECREATION and CONSERVATION</b>		Self-Liquidating	2,078,989	Balance December 31, 1990	14,203.28
Beaches and Boardwalks		Other	3,694,512	<b>PROPERTY ACQUIRED BY DEED OR FORECLOSURE</b>	
Parks, Playgrounds, Shade Trees	6,260.74	Total	7,746,834	Balance January 1, 1990	39,160.00
Land Reclamation & Conservation				Transfers From Taxes or Liens	
Other Recreational Services	12,500.00	<b>ISSUED AND OUTSTANDING</b>		Sale for Cash (1990)	
<b>EDUCATION (excluding schools)</b>		School	1,928,000.00	Cancelled, Abated or Adjusted (1990)	
Libraries	7,975.12	Self-Liquidating	2,077,900.00	Balance December 31, 1990	39,160.00
Other Educational Services	36,558.00	Other	3,655,975.00	<b>CURRENT FINANCES DECEMBER 31, 1990</b>	
<b>STATUTORY EXPENDITURES</b>		Total	7,661,875.00	<b>ASSETS</b>	
Pensions & F. I. C. A.	287,609.99	<b>EQUALIZED VALUATION BASIS</b>		Cash Dec. 31, 1990	1,298,280.44
Employee Fringe Benefits	172,390.91	<b>FOR NET DEBT COMPUTATION</b>	574,634.010	Taxes Receivable	392,416.09
Other Statutory Expenditures		<b>REAL PROPERTY VALUATIONS</b>		Tax Title Liens	14,203.28
CETA And Other Public Employment Programs		Code Class # of Parcels % VAL'N		Foreclosed Property	39,160.00
<b>MUNICIPAL FUNCTIONS</b>		1 Vacant Land 233 .86	2,002,950.00	Emergencies & Other Deferred Charges	
<b>CAPITAL IMPROVEMENTS</b>		2 Residential 4645 78.57	183,204,450.00	State and Federal Aid Receivable	18,365.65
<b>DEBT SERVICE</b>		3 Farm 289 14.74	34,375,150.00	Other Receivables	24,086.88
Principal Payments	450,000.00	4a Commercial 26 .91	2,111,450.00	Total	1,786,512.34
Interest Payments	254,435.52	4b Industrial 16 4.93	11,489,300.00	<b>LIABILITIES, RESERVES, AND SURPLUS</b>	
		4c Apartments 5209	233,183,300.00	Cash Liabilities	579,079.71
<b>DEFERRED CHARGES</b>		Total		Reserves for Receivables	469,866.25
SCHOOL, COUNTY, SPECIAL DISTRICT TAXES	133,700.54	Land Area 2.69 Sq. Miles		Surplus Dec. 31, 1990	737,566.38
RESERVE FOR UNCOLLECTED TAXES	12,562,123.49	Net Valuation Taxable-Municipal	233,842,396		1,786,512.34
<b>EXPENDITURES</b>		Net Valuation Taxable-Caunty	591,184,427		
<b>TOTAL</b>		State Equalized Valuation	633,106,343		
		State Equalization Ratio	36.87		

0418  
 Population 1980 8,361  
 Population 1990 7,860  
 S & P Rating  
 Moody Rating A1

General Tax Rate Per \$100. 3.91  
 State Equalized Tax Rate 2.39

HADDON HEIGHTS BORO. - CAMDEN CO.  
 Form of Government  
 Borough Council  
 Number of Members - 6

PER CAPITA:  
 Gross Debt 382.96  
 Net Debt 382.96  
 Debt Service 36.97  
 Total Tax Levy 1,145.15  
 Municipal Expenditures 461.59  
 PER CENT:  
 Gross Debt .90  
 Net Debt .90  
 Tax Levy Collected 98.29  
 Tax Levy Cancelled, Abated or Adjusted

EXPENDITURES		REVENUES-REALIZED		1990 PROPERTY TAX	
GENERAL GOVERNMENT				STATE EQUALIZED TAX RATE	
Governing Body & Public Boards	11,692.00	1990 Property Taxes Collected		Local District School Taxes	3,691,159.50
Municipal Clerk		1990 Payments in Lieu of Taxes		Regional & Consolidated School Tax	
Financial Administration	37,422.00	Delinquent Tax & Lien Collections		School Taxes in Municipal Budget	
Assessment of Taxes	21,501.00	Business Personalty Replacement Taxes		County Taxes	3,241,878.53
Collection of Taxes	36,537.00	Taxes from Public Utilities		County Library Taxes	
Planning, Housing & Development	31,202.00	Other Miscellaneous Tax Revenues		Local Municipal Purpose Taxes	2,049,461.00
Human Resources	53,252.00	State Aid Revenues		Veteran & Senior Citizen Taxes	114,900.00
Elections		Federal Aid Revenues		Total Taxes for Rate Computation	9,097,399.03
General Administration (other)	397,834.00	State and Local Fiscal Assistance Act Utilized		Special District Taxes	
JUDICIARY		Sale of Acquired Property		Bank Corp. Taxes	
Municipal Courts	51,364.00	Other Miscellaneous Revenues		Added and Omitted Taxes	18,354.00
PUBLIC SAFETY		Total		Total Taxes Levied - ABSTRACT	9,000,853.03
Fire Protection	130,295.00	Prior Years Surplus Appropriated		Total Taxes Billed	9,002,869.00
Police Protection	696,249.00	REVENUES TOTAL		1990 TAXES COLLECTED	8,848,470.00
Civil Defense & Disaster Control	3,360.00	Reserve For Uncollected Taxes		1990 Taxes Cancelled, Abated or Adjusted	274.00
Environmental Inspection & Control	18,371.00	CAPITAL OUTLAY TOTAL		Transfer to Tax Title Liens or Foreclosed	8,678.00
Other Public Safety				Balance Outstanding Dec. 31, 1990	145,447.00
PUBLIC WORKS				PRIOR YEARS TAXES OUTSTANDING	
Streets and Drainage	61,475.00	Public Enterprises		Balance January 1, 1990	113,334.00
Sewers and Sewage Processing	5,168.00	Recreation-Culture		Collected in 1990	113,234.00
Garbage and Trash Disposal	436,960.00	Public Works		Cancelled, Abated or Adjusted 1990	50.00
Public Buildings and Grounds	51,928.00	Buildings and Grounds		Transfers to Tax Title Liens or Foreclosed	
Other Public Works	484,528.00	Library and Education		Balance December 31, 1990	
HEALTH and WELFARE		Conservation		TAX TITLE LIENS OUTSTANDING	
Health Services Except Environmental	1,474.00	All Other		Balance January 1, 1990	26,053.00
Welfare-Public Assistance	3,286.00	CAPITAL DEBT AUTHORIZED, DECEMBER 31, 1990		Transfer From Taxes	8,673.00
Hospital, Clinics, First Aid		ISSUED AND UNISSUED GROSS DEBT NET DEBT		Redeemed in 1990	9,064.00
Animal, Insect, & Radent Control		School		Cancelled, Abated or Adjusted (1990)	
Other Welfare Services		Self-Liquidating		Transfers to Foreclosed Property	
RECREATION and CONSERVATION		Other		Balance December 31, 1990	25,667.00
Beaches and Boardwalks		Total		PROPERTY ACQUIRED BY DEED OR	
Parks, Playgrounds, Shade Trees	9,550.00			FORECLOSURE	
Land Reclamation & Conservation	14,502.00	ISSUED AND OUTSTANDING		Balance January 1, 1990	28,250.00
Other Recreational Services	5,000.00	School		Transfers From Taxes or Liens	
EDUCATION (excluding schools)		Self-Liquidating		Sale for Cash (1990)	
Libraries	112,277.00	Other		Cancelled, Abated or Adjusted (1990)	
Other Educational Services		Total		Balance December 31, 1990	28,250.00
STATUTORY EXPENDITURES		EQUALIZED VALUATION BASIS		CURRENT FINANCES DECEMBER 31, 1990	
Pensions & F. I. C. A.	230,437.00	FOR NET DEBT COMPUTATION		ASSETS	
Employee Fringe Benefits	184,320.00	REAL PROPERTY VALUATIONS		Cash Dec. 31, 1990	1,101,795.00
Other Statutory Expenditures	100.00	Code Class # of Parcels % VAL'N		Taxes Receivable	145,447.00
CETA And Other Public Employment Programs		1 Vacant Land 38 .23		Tax Title Liens	25,667.00
MUNICIPAL FUNCTIONS TOTAL	3,090,034.00	2 Residential 2543 87.98		Foreclosed Property	28,250.00
CAPITAL IMPROVEMENTS *MEMO*	25,000.00	3 Farm		Emergencies & Other Deferred Charges	1,227.00
DEBT SERVICE		4a Commercial 100 10.02		State and Federal Aid Receivable	
Principal Payments	160,000.00	4b Industrial 4 .21		Other Receivables	60,519.00
Interest Payments	129,779.00	4c Apartments 13 1.55		Total	1,362,905.00
DEFERRED CHARGES	48,848.00	Total 2698		LIABILITIES, RESERVES, AND SURPLUS	
SCHOOL, COUNTY, SPECIAL DISTRICT TAXES	6,933,038.03	Land Area 1.58 Sq. Miles		Cash Liabilities	396,097.00
RESERVE FOR UNCOLLECTED TAXES	199,374.00	Net Valuation Taxable-Municipal		Reserves for Receivables	225,609.00
EXPENDITURES TOTAL	10,561,123.03	Net Valuation Taxable-County		Surplus Dec. 31, 1990	741,199.00
		State Equalized Valuation		Total	1,362,905.00
		State Equalization Ratio			



0417

Population 1980 12,337  
 Population 1990 11,628  
 S & P Rating  
 Moody Rating

General Tax Rate Per \$100. 4.39  
 State Equalized Tax Rate 2.33

# HADDONFIELD BORO. - CAMDEN COUNTY

## Form of Government Commission (1911)

### Number of Members - 3

PER CAPITA:  
 Gross Debt 644.41  
 Net Debt 287.17  
 Debt Service 28.18  
 Total Tax Levy 1,903.78  
 Municipal Expenditures 515.79

PER CENT:  
 Gross Debt .88  
 Net Debt .39  
 Tax Levy Collected 98.03  
 Tax Levy Cancelled, Abated or Adjusted .07

EXPENDITURES		REVENUES-REALIZED		1990 PROPERTY TAX	
<b>GENERAL GOVERNMENT</b>				<b>STATE EQUALIZED TAX RATE</b>	
Governing Body & Public Boards		1990 Property Taxes Collected	21,712,499.40	Local District School Taxes	1.11 10,504,568.00
Municipal Clerk		1990 Payments in Lieu of Taxes		Regional & Consolidated School Tax	
Financial Administration	33,000.00	Delinquent Tax & Lien Collections	349,891.85	School Taxes in Municipal Budget	
Assessment of Taxes	26,737.96	Business Personalty Replacement Taxes	109,677.92	County Taxes	.88 8,293,614.87
Collection of Taxes	56,176.99	Taxes from Public Utilities	728,037.00	County Library Taxes	
Planning, Housing & Development	33,558.98	Other Miscellaneous Tax Revenues		Local Municipal Purpose Taxes	.34 3,245,224.00
Human Resources	58,078.14	State Aid Revenues	95,198.50	Veteran & Senior Citizen Taxes	103,450.00
Elections	3,170.17	Federal Aid Revenues		Total Taxes for Rate Computation	2.33 22,146,856.87
General Administration (other)	424,858.26	State and Local Fiscal Assistance Act Utilized		Special District Taxes	
<b>JUDICIARY</b>		Sale of Acquired Property		Bank Corp. Taxes	
Municipal Courts	66,693.41	Other Miscellaneous Revenues	1,635,352.26	Added and Omitted Taxes	93,709.70
<b>PUBLIC SAFETY</b>		Total	24,630,656.99	Total Taxes Levied - ABSTRACT	22,137,116.57
Fire Protection	284,260.83	Prior Years Surplus Appropriated	1,443,776.00	Total Taxes Billed	22,148,763.08
Police Protection	1,273,136.61	REVENUES TOTAL	26,074,432.99	1990 TAXES COLLECTED	21,712,499.46
Civil Defense & Disaster Control	634.20	Reserve For Uncollected Taxes	588,697.96	1990 Taxes Cancelled, Abated or Adjusted	15,490.70
Environmental Inspection & Control	71,441.62	<b>CAPITAL OUTLAY TOTAL</b>	1,250,436.66	Transfer to Tax Title Liens or Foreclosed	9,329.04
Other Public Safety				Balance Outstanding Dec. 31, 1990	411,443.88
<b>PUBLIC WORKS</b>				<b>PRIOR YEARS TAXES OUTSTANDING</b>	
Streets and Drainage	292,709.35	Public Enterprises	655,122.73	Balance January 1, 1990	370,654.59
Sewers and Sewage Processing		Recreation-Culture	15,907.39	Collected in 1990	348,867.76
Garbage and Trash Disposal	839,460.13	Public Works	132,438.54	Cancelled, Abated or Adjusted 1990	1,363.36
Public Buildings and Grounds	260,342.35	Buildings and Grounds	446,968.00	Transfers to Tax Title Liens or Foreclosed	360.05
Other Public Works		Library and Education		Balance December 31, 1990	20,063.42
<b>HEALTH and WELFARE</b>		Conservation		<b>TAX TITLE LIENS OUTSTANDING</b>	
Health Services Except Environmental	45,955.19	All Other		Balance January 1, 1990	38,237.30
Welfare-Public Assistance	5,638.55			Transfer From Taxes	9,745.60
Hospital, Clinics, First Aid		<b>CAPITAL DEBT AUTHORIZED, DECEMBER 31, 1990</b>		Redeemed in 1990	1,024.09
Animal, Insect, & Rodent Control		<b>ISSUED AND UNISSUED</b>		Cancelled, Abated or Adjusted (1990)	
Other Welfare Services		School	4,154,000.00	Transfers to Foreclosed Property	
<b>RECREATION and CONSERVATION</b>		Self-Liquidating	1,232,531.00	Balance December 31, 1990	46,958.81
Beaches and Boardwalks		Other	2,106,695.00	<b>PROPERTY ACQUIRED BY DEED OR FORECLOSURE</b>	
Parks, Playgrounds, Shade Trees	119,729.93	Total	7,493,226.00	Balance January 1, 1990	24,300.00
Land Reclamation & Conservation	329.00	<b>ISSUED AND OUTSTANDING</b>		Transfers From Taxes or Liens	
Other Recreational Services	74,739.21	School	4,154,000.00	Sale for Cash (1990)	
<b>EDUCATION (excluding schools)</b>		Self-Liquidating	1,232,531.25	Cancelled, Abated or Adjusted (1990)	
Libraries	346,040.00	Other	1,075,945.53	Balance December 31, 1990	24,300.00
Other Educational Services	20,000.00	Total	6,462,476.78	<b>CURRENT FINANCES DECEMBER 31, 1990</b>	
<b>STATUTORY EXPENDITURES</b>		<b>EQUALIZED VALUATION BASIS FOR NET DEBT COMPUTATION</b>	847,412.087	<b>ASSETS</b>	
Pensions & F. I. C. A.	408,306.59	<b>REAL PROPERTY VALUATIONS</b>		Cash Dec. 31, 1990	5,602,002.10
Employee Fringe Benefits	331,172.25	Code Class # of Parcels % VAL'N		Taxes Receivable	431,507.30
Other Statutory Expenditures		1 Vacant Land 84 .39	1,710,600.00	Tax Title Liens	46,958.81
CETA And Other Public Employment Programs		2 Residential 4031 86.40	382,938,500.00	Foreclosed Property	24,300.00
<b>MUNICIPAL FUNCTIONS</b>		3 Form		Emergencies & Other Deferred Charges	
<b>CAPITAL IMPROVEMENTS</b>		4a Commercial 267 12.46	55,215,900.00	State and Federal Aid Receivable	111,794.25
<b>DEBT SERVICE</b>		4b Industrial		Other Receivables	57,146.89
Principal Payments	264,473.24	4c Apartments 11 .76	3,357,700.00	Total	6,273,709.35
Interest Payments	63,174.22	Total 4393	443,222,700.00	<b>LIABILITIES, RESERVES, AND SURPLUS</b>	
<b>DEFERRED CHARGES</b>		Land Area 2.78 Sq. Miles		Cash Liabilities	3,857,881.13
SCHOOL, COUNTY, SPECIAL DISTRICT TAXES	18,798,182.87	Net Valuation Taxable-Municipal	450,725,569	Reserves for Receivables	559,913.00
RESERVE FOR UNCOLLECTED TAXES	588,697.96	Net Valuation Taxable-County	869,572,767	Surplus Dec. 31, 1990	1,855,915.22
<b>EXPENDITURES</b>		State Equalized Valuation	937,861,181	Total	6,273,709.35
TOTAL	24,795,748.51	State Equalization Ratio	47.64		



0316

Population 1980 **3,236**  
 Population 1990 **3,249**  
 S & P Rating  
 Moody Rating

General Tax Rate Per \$100. **2.49**  
 State Equalized Tax Rate **2.34**

**HAINESPORT TWP. - BURLINGTON CO.**  
 Form of Government  
 Township Committee  
 Number of Members - 3

PER CAPITA:  
 Gross Debt **353.71**  
 Net Debt **225.27**  
 Debt Service **44.77**  
 Total Tax Levy **1,448.74**  
 Municipal Expenditures **620.61**

PER CENT:  
 Gross Debt **.69**  
 Net Debt **.44**  
 Tax Levy Collected **91.65**  
 Tax Levy Cancelled, Abated or Adjusted **.64**

EXPENDITURES		REVENUES-REALIZED		1990 PROPERTY TAX	
<b>GENERAL GOVERNMENT</b>				<b>STATE EQUALIZED TAX RATE</b>	
Governing Body & Public Boards		1990 Property Taxes Collected	4,313,978.27	Local District School Taxes	1,743,289.07
Municipal Clerk	41,829.93	1990 Payments in Lieu of Taxes		Regional & Consolidated School Tax	616,862.32
Financial Administration	13,400.00	Delinquent Tax & Lien Collections	269,235.27	School Taxes in Municipal Budget	
Assessment of Taxes	32,100.00	Business Personalty Replacement Taxes	54,573.28	County Taxes	1,014,628.36
Collection of Taxes	25,632.00	Taxes from Public Utilities	267,184.00	County Library Taxes	58,602.83
Planning, Housing & Development	39,469.13	Other Miscellaneous Tax Revenues		Local Municipal Purpose Taxes	1,109,362.44
Human Resources	2,300.00	State Aid Revenues	28,835.47	Veteran & Senior Citizen Taxes	47,250.00
Elections	212,098.50	Federal Aid Revenues		Total Taxes for Rate Computation	4,539,994.95
General Administration (other)		State and Local Fiscal Assistance Act Utilized		Special District Taxes	
<b>JUDICIARY</b>		Sole of Acquired Property		Bank Corp. Taxes	
Municipal Courts	36,900.00	Other Miscellaneous Revenues	339,446.86	Added and Omitted Taxes	164,211.94
<b>PUBLIC SAFETY</b>		Total	5,273,253.15	Total Taxes Levied - ABSTRACT	4,706,956.89
Fire Protection	82,310.00	Prior Years Surplus Appropriated		Total Taxes Billed	4,706,956.89
Police Protection	359,417.50	REVENUES TOTAL	5,273,253.15	1990 TAXES COLLECTED	4,313,978.27
Civil Defense & Disaster Control	500.00	Reserve For Uncollected Taxes	402,800.26	1990 Taxes Cancelled, Abated or Adjusted	30,110.30
Environmental Inspection & Control	59,100.00	CAPITAL OUTLAY TOTAL	31,700.62	Transfer to Tax Title Liens or Foreclosed	10,054.32
Other Public Safety				Balance Outstanding Dec. 31, 1990	352,814.00
<b>PUBLIC WORKS</b>				<b>PRIOR YEARS TAXES OUTSTANDING</b>	
Streets and Drainage	130,766.50	Public Enterprises		Balance January 1, 1990	283,241.30
Sewers and Sewage Processing	11,750.00	Recreation-Culture		Collected in 1990	263,249.89
Garbage and Trash Disposal	144,900.00	Public Works		Cancelled, Abated or Adjusted 1990	8,079.66
Public Buildings and Grounds	14,100.00	Buildings and Grounds	31,700.62	Transfers to Tax Title Liens or Foreclosed	52.30
Other Public Works	21,500.00	Library and Education		Balance December 31, 1990	11,859.46
<b>HEALTH and WELFARE</b>		Conservation		<b>TAX TITLE LIENS OUTSTANDING</b>	
Health Services Except Environmental	130.00	All Other		Balance January 1, 1990	22,035.85
Welfare-Public Assistance	1,775.00	CAPITAL DEBT AUTHORIZED, DECEMBER 31, 1990		Transfer From Taxes	10,127.82
Hospital, Clinics, First Aid		ISSUED AND UNISSUED		Redeemed in 1990	5,985.39
Animal, Insect, & Rodent Control		School	417,244	Cancelled, Abated or Adjusted (1990)	
Other Welfare Services		Self-Liquidating		Transfers to Foreclosed Property	
<b>RECREATION and CONSERVATION</b>		Other	731,947	Balance December 31, 1990	26,178.23
Beaches and Boardwalks		Total	1,149,191	<b>PROPERTY ACQUIRED BY DEED OR FORECLOSURE</b>	
Parks, Playgrounds, Shade Trees				Balance January 1, 1990	11,796.00
Land Reclamation & Conservation		ISSUED AND OUTSTANDING		Transfers From Taxes or Liens	
Other Recreational Services		School	417,244.31	Sale for Cash (1990)	
<b>EDUCATION (excluding schools)</b>		Self-Liquidating		Cancelled, Abated or Adjusted (1990)	
Libraries		Other	471,407.00	Balance December 31, 1990	11,796.00
Other Educational Services		Total	888,651.31	<b>CURRENT FINANCES DECEMBER 31, 1990</b>	
<b>STATUTORY EXPENDITURES</b>		EQUALIZED VALUATION BASIS		ASSETS	
Pensions & F. I. C. A.	78,006.85	FOR NET DEBT COMPUTATION	167,062.629	Cash Dec. 31, 1990	1,329,321.18
Employee Fringe Benefits	65,000.00	REAL PROPERTY VALUATIONS		Taxes Receivable	364,673.46
Other Statutory Expenditures		Code Class # of Parcels % VAL'N		Tax Title Liens	26,178.28
CETA And Other Public Employment Programs		1 Vacant Land 286 5.62	10,198,200.00	Foreclosed Property	11,796.00
<b>MUNICIPAL FUNCTIONS</b>		2 Residential 1062 63.87	115,802,300.00	Emergencies & Other Deferred Charges	46,426.98
CAPITAL IMPROVEMENTS	5,000.00	3 Farm 79 3.02	5,436,600.00	State and Federal Aid Receivable	
<b>DEBT SERVICE</b>		4a Commercial 81 13.68	24,796,500.00	Other Receivables	15,231.85
Principal Payments	103,230.00	4b Industrial 31 13.80	25,019,850.00	Total	1,794,127.75
Interest Payments	42,224.27	4c Apartments		<b>LIABILITIES, RESERVES, AND SURPLUS</b>	
<b>DEFERRED CHARGES</b>		Total 1539	131,303,450.00	Cash Liabilities	855,562.96
SCHOOL, COUNTY, SPECIAL DISTRICT TAXES	95,127.66	Land Area 6.58 Sq. Miles		Reserves for Receivables	417,379.59
RESERVE FOR UNCOLLECTED TAXES	3,433,382.51	Net Valuation Taxable-Municipal	182,327,232	Surplus Dec. 31, 1990	520,585.20
EXPENDITURES TOTAL	5,449,750.11	Net Valuation Taxable-County	175,052,551	Total	1,794,127.75
		State Equalized Valuation	194,440,889		
		State Equalization Ratio	93.93		

1603  
 Population 1980 6,607  
 Population 1990 6,951  
 S & P Rating  
 Moody Rating A  
 General Tax Rate Per \$100. 2.30  
 State Equalized Tax Rate 2.18

HALEDON BOROUGH - PASSAIC COUNTY  
 Form of Government  
 Borough Council  
 Number of Members - 6

PER CAPITA:  
 Gross Debt 358.07  
 Net Debt 266.06  
 Debt Service 31.73  
 Total Tax Levy 1,110.99  
 Municipal Expenditures 666.74  
 PER CENT:  
 Gross Debt .75  
 Net Debt .55  
 Tax Levy Collected 97.61  
 Tax Levy Cancelled, Abated or Adjusted .17

EXPENDITURES		REVENUES-REALIZED		1990 PROPERTY TAX	
GENERAL GOVERNMENT				STATE EQUALIZED TAX RATE	
Governing Body & Public Boards		1990 Property Taxes Collected	7,557,665.24	Local District School Taxes	.64 2,281,574.00
Municipal Clerk		1990 Payments in Lieu of Taxes		Regional & Consolidated School Tax	.41 1,466,215.48
Financial Administration	54,655.00	Delinquent Tax & Lien Collections	179,042.07	School Taxes in Municipal Budget	
Assessment of Taxes	11,830.00	Business Personalty Replacement Taxes	76,347.64	County Taxes	.45 1,607,430.08
Collection of Taxes	47,560.00	Taxes from Public Utilities	416,642.00	County Library Taxes	
Planning, Housing & Development	331,210.00	Other Miscellaneous Tax Revenues		Local Municipal Purpose Taxes	.66 2,353,155.00
Human Resources	43,796.00	State Aid Revenues	397,304.10	Veteran & Senior Citizen Taxes	
Elections	4,660.00	Federal Aid Revenues		Total Taxes for Rate Computation	2.16 7,776,274.56
General Administration (other)	463,430.00	State and Local Fiscal Assistance Act Utilized		Special District Taxes	
JUDICIARY		State and Local Fiscal Assistance Act Utilized		Bank Corp. Taxes	
Municipal Courts	77,956.00	Sale of Acquired Property		Added and Omitted Taxes	14,123.71
PUBLIC SAFETY		Other Miscellaneous Revenues	778,655.71	Total Taxes Levied - ABSTRACT	7,722,498.27
Fire Protection	113,126.90	Total	9,405,656.76	Total Taxes Billed	7,742,469.28
Police Protection	701,278.73	Prior Years Surplus Appropriated	850,000.00	1990 TAXES COLLECTED	7,557,665.24
Civil Defense & Disaster Control	2,000.00	REVENUES TOTAL	10,255,656.76	1990 Taxes Cancelled, Abated or Adjusted	12,928.90
Environmental Inspection & Control	32,300.00	Reserve For Uncollected Taxes	437,000.00	Transfer to Tax Title Liens or Foreclosed	85.10
Other Public Safety	89,355.00	CAPITAL OUTLAY TOTAL	273,651.29	Balance Outstanding Dec. 31, 1990	171,790.04
PUBLIC WORKS				PRIOR YEARS TAXES OUTSTANDING	
Streets and Drainage	233,705.00	Public Enterprises	174,923.33	Balance January 1, 1990	179,042.07
Sewers and Sewage Processing	534,981.00	Recreation-Culture		Collected in 1990	179,042.07
Garbage and Trash Disposal	462,000.00	Public Works	81,072.93	Cancelled, Abated or Adjusted 1990	
Public Buildings and Grounds	103,625.00	Buildings and Grounds	17,655.03	Transfers to Tax Title Liens or Foreclosed	
Other Public Works	31,500.00	Library and Education		Balance December 31, 1990	
HEALTH and WELFARE		Conservation		TAX TITLE LIENS OUTSTANDING	
Health Services Except Environmental	21,419.00	All Other		Balance January 1, 1990	687.21
Welfare-Public Assistance	10,975.00	CAPITAL DEBT AUTHORIZED, DECEMBER 31, 1990		Transfer From Taxes	85.10
Hospital, Clinics, First Aid		ISSUED AND UNISSUED		Redeemed in 1990	
Animal, Insect, & Rodent Control		School	604,736	Cancelled, Abated or Adjusted (1990)	
Other Welfare Services		Self-Liquidating	768,181	Transfers to Foreclosed Property	
RECREATION and CONSERVATION		Other	1,116,000	Balance December 31, 1990	772.31
Beaches and Boardwalks		Total	2,488,917	PROPERTY ACQUIRED BY DEED OR FORECLOSURE	
Parks, Playgrounds, Shade Trees				Balance January 1, 1990	10,425.00
Land Reclamation & Conservation	73,904.17	ISSUED AND OUTSTANDING		Transfers From Taxes or Liens	
Other Recreational Services	32,775.00	School	604,736.26	Sale for Cash (1990)	
EDUCATION (excluding schools)		Self-Liquidating	768,181.45	Cancelled, Abated or Adjusted (1990)	
Libraries	113,963.00	Other	1,166,000.00	Balance December 31, 1990	10,425.00
Other Educational Services		Total	2,538,917.71	CURRENT FINANCES DECEMBER 31, 1990	
STATUTORY EXPENDITURES		EQUALIZED VALUATION BASIS		ASSETS	
Pensions & F. I. C. A.	172,220.00	FOR NET DEBT COMPUTATION	333,453,365	Cash Dec. 31, 1990	2,129,126.32
Employee Fringe Benefits	166,000.00	REAL PROPERTY VALUATIONS		Taxes Receivable	171,790.04
Other Statutory Expenditures	10,000.00	Code Class # of Parcels % VAL'N	ASSESSED VALUATION	Tax Title Liens	772.31
CETA And Other Public Employment Programs		1 Vacant Land 117 1.72	5,620,200.00	Foreclosed Property	10,425.00
MUNICIPAL FUNCTIONS TOTAL	3,952,229.80	2 Residential 1575 78.31	255,933,200.00	Emergencies & Other Deferred Charges	12,000.00
CAPITAL IMPROVEMENTS *MEMO*	10,000.00	3 Farm		State and Federal Aid Receivable	7,646.00
DEBT SERVICE		4a Commercial 126 10.84	35,428,600.00	Other Receivables	100,441.78
Principal Payments	113,750.00	4b Industrial 27 6.25	20,417,900.00	Total	2,432,201.45
Interest Payments	106,816.38	4c Apartments 10 2.89	9,436,700.00	LIABILITIES, RESERVES, AND SURPLUS	
		Total 1855	326,836,600.00	Cash Liabilities	408,115.98
DEFERRED CHARGES	24,722.00	Land Area 1.30 Sq. Miles		Reserves for Receivables	283,429.13
SCHOOL. COUNTY. SPECIAL DISTRICT TAXES	5,355,219.56	Net Valuation Taxable-Municipal	336,165,125	Surplus Dec. 31, 1990	1,740,656.34
RESERVE FOR UNCOLLECTED TAXES	437,000.00	Net Valuation Taxable-County	361,346,156	Total	2,432,201.45
EXPENDITURES TOTAL	9,989,743.74	State Equalized Valuation	354,202,003		
		State Equalization Ratio	94.77		

1909

Population 1980 1,832  
 Population 1990 2,566  
 S & P Rating  
 Moody Rating BAA1

General Tax Rate Per \$100. 1.88  
 State Equalized Tax Rate 1.89

**HAMBURG BOROUGH - SUSSEX COUNTY**  
 Form of Government  
 Borough Council  
 Number of Members - 6

PER CAPITA:  
 Grass Debt 1,730.61  
 Net Debt 215.51  
 Debt Service  
 Total Tax Levy 1,074.17  
 Municipal Expenditures 659.40

PER CENT:  
 Grass Debt 3.56  
 Net Debt .46  
 Tax Levy Collected 86.53  
 Tax Levy Cancelled, Abated or Adjusted .12

EXPENDITURES		REVENUES-REALIZED		1990 PROPERTY TAX	
<b>GENERAL GOVERNMENT</b>				STATE EQUALIZED TAX RATE ————	
Governing Body & Public Boards		1990 Property Taxes Collected	2,442,274.47	Local District School Taxes	.79 1,144,657.00
Municipal Clerk	25,030.00	1990 Payments in Lieu of Taxes		Regional & Consolidated School Tax	.41 585,813.46
Financial Administration	12,100.00	Delinquent Tax & Lien Collections	310,832.24	School Taxes in Municipal Budget	
Assessment of Taxes	13,000.00	Business Personality Replacement Taxes	38,493.16	County Taxes	.30 * 429,758.92
Collection of Taxes	11,578.00	Taxes from Public Utilities	105,321.00	County Library Taxes	.02 25,240.89
Planning, Housing & Development	33,766.97	Other Miscellaneous Tax Revenues		Local Municipal Purpose Taxes	.32 543,023.12
Human Resources	977.00	State Aid Revenues	24,298.00	Veteran & Senior Citizen Taxes	13,000.00
Elections	206,257.00	Federal Aid Revenues		Total Taxes for Rate Computation	1.90 2,747,503.39
General Administration (other)	33,240.00	State and Local Fiscal Assistance Act Utilized		Special District Taxes	
<b>JUDICIARY</b>		Sole of Acquired Property		Bank Corp. Taxes	
Municipal Courts	18,012.60	Other Miscellaneous Revenues	185,766.34	Added and Omitted Taxes	20,826.00
<b>PUBLIC SAFETY</b>		Total	3,106,985.21	Total Taxes Levied - ABSTRACT	2,756,329.39
Fire Protection	263,672.00	Prior Years Surplus Appropriated	300,000.00	Total Taxes Billed	2,758,626.30
Police Protection	820.00	REVENUES TOTAL	3,406,935.21	1990 TAXES COLLECTED	2,442,274.47
Civil Defense & Disaster Control	13,550.00	Reserve For Uncollected Taxes	877,975.08	1990 Taxes Cancelled, Abated or Adjusted	3,201.28
Environmental Inspection & Control		CAPITAL OUTLAY TOTAL	550,848.07	Transfer to Tax Title Liens or Foreclosed	5,170.00
Other Public Safety				Balance Outstanding Dec. 31, 1990	307,982.55
<b>PUBLIC WORKS</b>				<b>PRIOR YEARS TAXES OUTSTANDING</b>	
Streets and Drainage	74,600.00	Public Enterprises		Balance January 1, 1990	351,904.18
Sewers and Sewage Processing		Recreation—Culture		Collected in 1990	297,443.97
Garbage and Trash Disposal	19,528.00	Public Works	5,587.65	Cancelled, Abated or Adjusted 1990	
Public Buildings and Grounds		Buildings and Grounds	545,260.42	Transfers to Tax Title Liens or Foreclosed	
Other Public Works		Library and Education		Balance December 31, 1990	54,460.21
<b>HEALTH and WELFARE</b>		Conservation		<b>TAX TITLE LIENS OUTSTANDING</b>	
Health Services Except Environmental	450.00	All Other		Balance January 1, 1990	25,125.26
Welfare—Public Assistance	1,130.00			Transfer From Taxes	5,170.00
Hospital, Clinics, First Aid				Redeemed in 1990	13,398.27
Animal, Insect, & Rodent Control	2.00			Cancelled, Abated or Adjusted (1990)	
Other Welfare Services				Transfers to Foreclosed Property	
<b>RECREATION and CONSERVATION</b>				Balance December 31, 1990	10,906.99
Beaches and Boardwalks	5,530.00			<b>PROPERTY ACQUIRED BY DEED OR FORECLOSURE</b>	
Parks, Playgrounds, Shade Trees	500.00			Balance January 1, 1990	
Land Reclamation & Conservation	351.00			Transfers From Taxes or Liens	
Other Recreational Services				Sole for Cash (1990)	
<b>EDUCATION (excluding schools)</b>				Cancelled, Abated or Adjusted (1990)	
Libraries				Balance December 31, 1990	
Other Educational Services				<b>CURRENT FINANCES DECEMBER 31, 1990</b>	
<b>STATUTORY EXPENDITURES</b>				<b>ASSETS</b>	
Pensions & F. L. C. A.	47,000.00			Cash Dec. 31, 1990	561,313.90
Employee Fringe Benefits	3,000.00			Taxes Receivable	362,442.76
Other Statutory Expenditures				Tax Title Liens	16,906.99
CETA And Other Public Employment Programs	804,094.57			Foreclosed Property	
<b>MUNICIPAL FUNCTIONS TOTAL</b>	15,000.00			Emergencies & Other Deferred Charges	40,920.00
<b>CAPITAL IMPROVEMENTS *MEMO*</b>				State and Federal Aid Receivable	6,095.39
<b>DEBT SERVICE</b>				Other Receivables	6,638.97
Principal Payments				Total	994,318.01
Interest Payments				<b>LIABILITIES, RESERVES, AND SURPLUS</b>	
<b>DEFERRED CHARGES</b>				Cash Liabilities	113,948.87
SCHOOL, COUNTY, SPECIAL DISTRICT TAXES	9,960.00			Reserves for Receivables	385,988.72
RESERVE FOR UNCOLLECTED TAXES	2,186,480.27			Surplus Dec. 31, 1990	494,380.42
<b>EXPENDITURES TOTAL</b>	3,878,509.92			Total	994,318.01



0112  
 Population 1980 9,499  
 Population 1990 16,012  
 S & P Rating  
 Moody Rating

General Tax Rate Per \$100. 2.36  
 State Equalized Tax Rate 1.77

HAMILTON TOWNSHIP - ATLANTIC CO.  
 Form of Government  
 Township Committee  
 Number of Members - 5

PER CAPITA:  
 Gross Debt 1,007.29  
 Net Debt 793.74  
 Debt Service 64.84  
 Total Tax Levy 1,227.99  
 Municipal Expenditures 540.69  
 PER CENT:  
 Gross Debt 2.04  
 Net Debt 1.62  
 Tax Levy Collected 90.09  
 Tax Levy Cancelled, Abated or Adjusted 1.99

EXPENDITURES		REVENUES-REALIZED		1990 PROPERTY TAX	
GENERAL GOVERNMENT		1990 Property Taxes Collected		STATE EQUALIZED TAX RATE	
Governing Body & Public Boards	37,720.00	1990 Payments in Lieu of Taxes		Local District School Taxes	.71
Municipal Clerk	95,955.00	Delinquent Tax & Lien Collections		Regional & Consolidated School Tax	.42
Financial Administration	91,671.00	Business Personalty Replacement Taxes		School Taxes in Municipal Budget	
Assessment of Taxes	122,445.00	Taxes from Public Utilities		County Taxes	.45 *
Collection of Taxes	147,260.00	Other Miscellaneous Tax Revenues		County Library Taxes	.03
Planning, Housing & Development	170,875.00	State Aid Revenues		Local Municipal Purpose Taxes	.15
Human Resources	112,653.26	Federal Aid Revenues		Veteran & Senior Citizen Taxes	
Elections	7,400.00	State and Local Fiscal Assistance Act Utilized		Total Taxes for Rate Computation	1.76
General Administration (other)	923,925.75	Sale of Acquired Property		Special District Taxes	
JUDICIARY		Other Miscellaneous Revenues		Bank Corp. Taxes	
Municipal Courts	197,230.00	Total		Added and Omitted Taxes	588,591.60
PUBLIC SAFETY		Prior Years Surplus Appropriated		Total Taxes Levied - ABSTRACT	19,662,625.18
Fire Protection	187,537.25	REVENUES TOTAL		Total Taxes Billed	19,669,964.40
Police Protection	383,510.28	CAPITAL OUTLAY TOTAL		1990 TAXES COLLECTED	17,721,243.96
Civil Defense & Disaster Control	20,800.00	Public Enterprises		1990 Taxes Cancelled, Abated or Adjusted	392,046.00
Environmental Inspection & Control	205,960.00	Recreation-Culture		Transfer to Tax Title Liens or Foreclosed	532,466.73
Other Public Safety		Public Works		Balance Outstanding Dec. 31, 1990	1,024,207.71
PUBLIC WORKS		Buildings and Grounds		PRIOR YEARS TAXES OUTSTANDING	
Streets and Drainage	2,273,368.04	Library and Education		Balance January 1, 1990	1,001,835.28
Sewers and Sewage Processing		Conservation		Collected in 1990	651,808.08
Garbage and Trash Disposal		All Other		Cancelled, Abated or Adjusted 1990	1,264.59
Public Buildings and Grounds	173,360.00	CAPITAL DEBT AUTHORIZED, DECEMBER 31, 1990		Transfers to Tax Title Liens or Foreclosed	275,175.23
Other Public Works		ISSUED AND UNISSUED		Balance December 31, 1990	73,587.38
HEALTH and WELFARE		GROSS DEBT		TAX TITLE LIENS OUTSTANDING	
Health Services Except Environmental	2,335.00	NET DEBT		Balance January 1, 1990	551,923.10
Welfare-Public Assistance	43,795.00	School		Transfer From Taxes	855,483.15
Hospital, Clinics, First Aid		Self-Liquidating		Redeemed in 1990	383,826.30
Animal, Insect, & Rodent Control	19,200.00	Other		Cancelled, Abated or Adjusted (1990)	84,261.19
Other Welfare Services		Total		Transfers to Foreclosed Property	939,318.76
RECREATION and CONSERVATION		ISSUED AND OUTSTANDING		Balance December 31, 1990	
Beaches and Boardwalks		School		PROPERTY ACQUIRED BY DEED OR	
Parks, Playgrounds, Shade Trees	1,620.00	Self-Liquidating		FORECLOSURE	
Land Reclamation & Conservation	230,242.00	Other		Balance January 1, 1990	2,072,057.81
Other Recreational Services		Total		Transfers From Taxes or Liens	84,261.19
EDUCATION (excluding schools)		EQUALIZED VALUATION BASIS		Sale for Cash (1990)	
Libraries		FOR NET DEBT COMPUTATION		Cancelled, Abated or Adjusted (1990)	2,156,319.00
Other Educational Services		REAL PROPERTY VALUATIONS		Balance December 31, 1990	
STATUTORY EXPENDITURES		Code Class # of Parcels % VAL'N		CURRENT FINANCES DECEMBER 31, 1990	
Pensions & F. I. C. A.	464,302.00	ASSESSED VALUATION		ASSETS	
Employee Fringe Benefits		1 Vacant Land 7484 12.62		Cash Dec. 31, 1990	7,234,907.80
Other Statutory Expenditures	10,000.00	2 Residential 5875 55.08		Taxes Receivable	1,097,795.09
CETA And Other Public Employment Programs		3 Farm 306 1.38		Tax Title Liens	939,318.76
MUNICIPAL FUNCTIONS TOTAL	5,934,204.58	4a Commercial 196 27.39		Foreclosed Property	2,156,319.00
CAPITAL IMPROVEMENTS *MEMO*	175,000.00	4b Industrial 10 2.57		Emergencies & Other Deferred Charges	50,000.00
DEBT SERVICE		4c Apartments 8 .96		State and Federal Aid Receivable	21,696.07
Principal Payments	775,180.00	Total 13879		Other Receivables	53,326.55
Interest Payments	262,962.13	Land Area 113.40 Sq. Miles		Total	11,553,363.27
DEFERRED CHARGES	66,914.84	Net Valuation Taxable-Municipal		LIABILITIES, RESERVES, AND SURPLUS	
SCHOOL, COUNTY, SPECIAL DISTRICT TAXES	17,522,652.23	Net Valuation Taxable-County		Cash Liabilities	4,362,323.65
RESERVE FOR UNCOLLECTED TAXES	1,618,242.96	State Equalized Valuation		Reserves for Receivables	4,246,759.40
EXPENDITURES TOTAL	26,180,156.74	State Equalization Ratio 74.83		Surplus Dec. 31, 1990	2,944,280.22
				Total	11,553,363.27

\*Includes County Health Service Taxes, County Vocational School Taxes, or County Open Space Tax. See Table 13.

Population 1980 **82,801**  
 Population 1990 **86,553**  
 S & P Rating  
 Moody Rating **AAA**

General Tax Rate Per \$100. **7.07**  
 State Equalized Tax Rate **2.23**

**HAMILTON TOWNSHIP - MERCER COUNTY**  
 Form of Government  
**Mayor-Council Plan E (OMCL 50)**  
 Number of Members - 5

PER CAPITA:  
 Grass Debt **1,033.17**  
 Net Debt **516.31**  
 Debt Service **64.72**  
 Total Tax Levy **1,122.51**  
 Municipal Expenditures **569.45**

PER CENT:  
 Grass Debt **2.35**  
 Net Debt **1.18**  
 Tax Levy Collected **96.15**  
 Tax Levy Cancelled, Abated or Adjusted **.20**

EXPENDITURES		REVENUES-REALIZED		1990 PROPERTY TAX	
<b>GENERAL GOVERNMENT</b>				<b>STATE EQUALIZED TAX RATE</b>	
Governing Body & Public Boards	304,399.00	1990 Property Taxes Collected	93,432,748.32	Lacal District Schaal Taxes	1.22 49,888,609.50
Municipal Clerk	220,248.00	1990 Payments in Lieu of Taxes	101,486.02	Regional & Consalidated Schaal Tax	
Financial Administration	764,012.00	Delinquent Tax & Lien Collections	2,563,691.97	Schaal Taxes in Municipal Budget	
Assessment of Taxes	213,540.00	Business Personalty Replacement Taxes	977,727.00	County Taxes	.51 20,676,049.46
Collection of Taxes	366,888.00	Taxes from Public Utilities	15,959,950.00	County Library Taxes	
Planning, Housing & Development	272,643.50	Other Miscellaneous Tax Revenues	1,505,760.41	Lacal Municipal Purpose Taxes	.51 20,644,858.79
Human Resaures	1,794,582.50	State Aid Revenues		Veteran & Senior Citizen Taxes	1,106,200.00
Elections		Federal Aid Revenues		Total Taxes for Rate Computation	2.24 92,315,717.75
General Administration (other)	3,740,598.00	State and Lacal Fiscal Assistance Act Utilized		Special District Taxes	4,892,491.56
<b>JUDICIARY</b>		Sale of Acquired Property		Bank Corp. Taxes	
Municipal Courts	637,204.79	Other Miscellaneous Revenues	4,705,641.57	Added and Omitted Taxes	1,054,491.14
<b>PUBLIC SAFETY</b>		Total	119,247,005.39	Total Taxes Levied - ABSTRACT	97,156,500.45
Fire Protection	15,000.00	Prior Years Surplus Appropriated	2,260,000.00	Total Taxes Billed	97,172,273.89
Police Protection	7,696,390.00	REVENUES TOTAL	121,507,005.39	1990 TAXES COLLECTED	93,432,748.32
Civil Defense & Disaster Control	24,508.00	Reserve For Uncollected Taxes	3,300,000.00	1990 Taxes Cancelled, Abated ar Adjusted	192,890.86
Environmental Inspection & Cantral	790,388.00	CAPITAL OUTLAY TOTAL	6,702,064.17	Transfer to Tax Title Liens or Fareclosed	179,261.31
Other Public Safety				Balance Outstanding Dec. 31, 1990	3,367,373.40
<b>PUBLIC WORKS</b>				<b>PRIOR YEARS TAXES OUTSTANDING</b>	
Streets and Drainage	3,406,832.00	Public Enterprises	2,459,875.08	Balance January 1, 1990	2,730,508.51
Sewers and Sewage Processing		Recreation-Culture	560,164.03	Collected in 1990	2,498,278.18
Garbage and Trash Disposal	6,718,588.00	Public Works	2,446,562.45	Cancelled, Abated ar Adjusted 1990	55,329.39
Public Buildings and Grounds	1,709,890.00	Buildings and Grounds	1,235,462.61	Transfers to Tax Title Liens ar Fareclosed	111,646.75
Other Public Works	552,572.00	Library and Education		Balance December 31, 1990	71,254.19
<b>HEALTH and WELFARE</b>		Conservation		<b>TAX TITLE LIENS OUTSTANDING</b>	
Health Services Except Environmental	2,374,963.00	All Other		Balance January 1, 1990	262,182.57
Welfare-Public Assistance	154,998.00	CAPITAL DEBT AUTHORIZED, DECEMBER 31, 1990		Transfer Fram Taxes	313,291.94
Hospital, Clinics, First Aid		ISSUED AND UNISSUED		Redeemed in 1990	65,413.69
Animal, Insect, & Radent Cantral		School	837,000	Cancelled, Abated ar Adjusted (1990)	
Other Welfare Services		Self-Liquidating	30,529,176	Transfers to Fareclosed Property	
<b>RECREATION and CONSERVATION</b>		Other	58,058,086	Balance December 31, 1990	510,060.82
Beaches and Baardwalks		Total	89,424,262	<b>PROPERTY ACQUIRED BY DEED OR FORECLOSURE</b>	
Parks, Playgrounds, Shade Trees	1,050.00	ISSUED AND OUTSTANDING		Balance January 1, 1990	409,195.00
Land Reclamation & Conservation	1,110.00	Schaal	837,000.00	Transfers Fram Taxes ar Liens	
Other Recreational Services	1,486,644.00	Self-Liquidating	20,135,000.00	Sale far Cash (1990)	
<b>EDUCATION (excluding schaal)</b>		Other	46,334,296.86	Cancelled, Abated ar Adjusted (1990)	
Libraries	1,392,078.50	Total	67,356,296.86	Balance December 31, 1990	409,195.00
Other Educational Services	9,050.00	<b>EQUALIZED VALUATION BASIS FOR NET DEBT COMPUTATION</b>	3,802,948.917	<b>CURRENT FINANCES DECEMBER 31, 1990</b>	
<b>STATUTORY EXPENDITURES</b>		<b>REAL PROPERTY VALUATIONS</b>		<b>ASSETS</b>	
Pensions & F. I. C. A.	3,065,000.00	Code Class # of Parcels % VAL'N	ASSESSED VALUATION	Cash Dec. 31, 1990	15,366,068.93
Employee Fringe Benefits	2,620,000.00	1 Vacant Land 1924 2.07	26,429,250.00	Taxes Receivable	3,438,627.59
Other Statutory Expenditures	1,000.00	2 Residential 25888 76.18	972,757,300.00	Tax Title Liens	510,060.82
<b>CETA And Other Public Employment Programs</b>		3 Farm 283 .51	6,537,600.00	Fareclosed Property	409,195.00
<b>MUNICIPAL FUNCTIONS</b>		4a Commercial 1127 13.96	178,269,300.00	Emergencies & Other Deferred Charges	
<b>CAPITAL IMPROVEMENTS</b>		4b Industrial 69 3.31	42,317,500.00	State and Federal Aid Receivable	31,732.35
<b>DEBT SERVICE</b>		4c Apartments 56 3.96	50,574,100.00	Other Receivables	125,669.51
Principal Payments	2,823,263.45	Total 29351	1,276,885,050.00	Total	20,162,354.20
Interest Payments	2,778,618.69	Land Area 39.38 Sq. Miles		<b>LIABILITIES, RESERVES, AND SURPLUS</b>	
<b>DEFERRED CHARGES</b>		Net Valuation Taxable-Municipal	1,290,303,675	Cash Liabilities	12,120,472.66
<b>SCHOOL, COUNTY, SPECIAL DISTRICT TAXES</b>		Net Valuation Taxable-County	4,006,536,125	Reserves far Receivables	4,483,552.92
<b>RESERVE FOR UNCOLLECTED TAXES</b>		State Equalized Valuation	4,055,473,231	Surplus Dec. 31, 1990	3,552,328.62
<b>EXPENDITURES</b>		State Equalization Ratio	31.59	Total	20,162,354.20
<b>TOTAL</b>	<b>124,745,102.91</b>				



Population 1980 12,298  
 Population 1990 12,203  
 S & P Rating BBB+  
 Moody Rating AAA

General Tax Rate Per \$100. 2.84  
 State Equalized Tax Rate 2.27

**HAMMONTON TOWN - ATLANTIC COUNTY**  
 Form of Government  
 Special Charter (P.L. 1866 c. 85)  
 Number of Members - 7

## PER CAPITA:

Gross Debt 1,332.04  
 Net Debt 551.49  
 Debt Service 61.35  
 Total Tax Levy 1,014.80  
 Municipal Expenditures 489.57

## PER CENT:

Gross Debt 3.39  
 Net Debt 1.40  
 Tax Levy Collected 92.91  
 Tax Levy Cancelled, Abated or Adjusted

EXPENDITURES		REVENUES-REALIZED		1990 PROPERTY TAX	
<b>GENERAL GOVERNMENT</b>				<b>STATE EQUALIZED TAX RATE</b>	
Governing Body & Public Boards		1990 Property Taxes Collected	11,509,863.83	Local District School Taxes	1.19 6,400,753.00
Municipal Clerk		1990 Payments in Lieu of Taxes		Regional & Consolidated School Tax	
Financial Administration	77,763.21	Delinquent Tax & Lien Collections	700,391.94	School Taxes in Municipal Budget	
Assessment of Taxes	43,204.49	Business Personalty Replacement Taxes	197,737.48	County Taxes	.45 *
Collection of Taxes	11,500.00	Taxes from Public Utilities	752,946.00	County Library Taxes	.03 166,452.38
Planning, Housing & Development	12,500.00	Other Miscellaneous Tax Revenues		Local Municipal Purpose Taxes	.61 3,298,639.83
Human Resources	99,507.06	State Aid Revenues	112,711.10	Veteran & Senior Citizen Taxes	
Elections	6,150.98	Federal Aid Revenues		Total Taxes for Rate Computation	2.28 12,461,970.22
General Administration (other)	617,863.58	State and Local Fiscal Assistance Act Utilized		Special District Taxes	
<b>JUDICIARY</b>		Sale of Acquired Property		Bank Corp. Taxes	
Municipal Courts	102,641.16	Other Miscellaneous Revenues	695,478.73	Added and Omitted Taxes	105,732.90
<b>PUBLIC SAFETY</b>		Total	13,969,129.13	Total Taxes Levied - ABSTRACT	12,388,703.12
Fire Protection	123,599.32	Prior Years Surplus Appropriated	231,400.00	Total Taxes Billed	12,388,703.12
Police Protection	1,271,785.28	REVENUES TOTAL	14,200,529.13	1990 TAXES COLLECTED	11,509,863.88
Civil Defense & Disaster Control		Reserve For Uncollected Taxes	991,672.50	1990 Taxes Cancelled, Abated or Adjusted	
Environmental Inspection & Control		<b>CAPITAL OUTLAY TOTAL</b>	2,792,472.11	Transfer to Tax Title Liens or Foreclosed	
Other Public Safety				Balance Outstanding Dec. 31, 1990	878,839.24
<b>PUBLIC WORKS</b>				<b>PRIOR YEARS TAXES OUTSTANDING</b>	
Streets and Drainage	311,800.00	Public Enterprises	2,065,442.93	Balance January 1, 1990	865,224.08
Sewers and Sewage Processing	40,000.00	Recreation-Culture	1,800.00	Collected in 1990	645,034.81
Garbage and Trash Disposal	724,643.42	Public Works	280,121.27	Cancelled, Abated or Adjusted 1990	
Public Buildings and Grounds	86,400.00	Buildings and Grounds	445,107.91	Transfers to Tax Title Liens or Foreclosed	
Other Public Works		Library and Education		Balance December 31, 1990	220,189.27
<b>HEALTH and WELFARE</b>		Conservation		<b>TAX TITLE LIENS OUTSTANDING</b>	
Health Services Except Environmental	905.34	All Other		Balance January 1, 1990	151,891.46
Welfare-Public Assistance	17,300.00	<b>CAPITAL DEBT AUTHORIZED, DECEMBER 31, 1990</b>		Transfer From Taxes	
Hospital, Clinics, First Aid		<b>ISSUED AND UNISSUED</b>		Redeemed in 1990	55,357.13
Animal, Insect, & Rodent Control	9,000.02	School	761,000	Cancelled, Abated or Adjusted (1990)	
Other Welfare Services		Self-Liquidating	10,781,389	Transfers to Foreclosed Property	
<b>RECREATION and CONSERVATION</b>		Other	4,719,145	Balance December 31, 1990	96,534.33
Beaches and Boardwalks	5,028.00	Total	16,261,534	<b>PROPERTY ACQUIRED BY DEED OR FORECLOSURE</b>	
Parks, Playgrounds, Shade Trees	30,300.00	<b>ISSUED AND OUTSTANDING</b>		Balance January 1, 1990	12,281.00
Land Reclamation & Conservation	40,250.00	School	761,000.00	Transfers From Taxes or Liens	
Other Recreational Services	20,390.14	Self-Liquidating	8,290,800.00	Sale for Cash (1990)	
<b>EDUCATION (excluding schools)</b>		Other	4,697,419.30	Cancelled, Abated or Adjusted (1990)	
Libraries		Total	13,749,219.30	Balance December 31, 1990	12,281.00
Other Educational Services		<b>EQUALIZED VALUATION BASIS</b>		<b>CURRENT FINANCES DECEMBER 31, 1990</b>	
<b>STATUTORY EXPENDITURES</b>		<b>FOR NET DEBT COMPUTATION</b>	430,300,566	<b>ASSETS</b>	
Pensions & F. I. C. A.	288,835.49	<b>REAL PROPERTY VALUATIONS</b>		Cash Dec. 31, 1990	1,974,013.59
Employee Fringe Benefits	279,000.00	Code Class # of Parcels % VAL'N		Taxes Receivable	1,099,028.51
Other Statutory Expenditures		1 Vacant Land 913 4.00	16,919,000.00	Tax Title Liens	96,534.33
<b>CETA And Other Public Employment Programs</b>		2 Residential 3543 62.38	263,742,300.00	Foreclosed Property	12,281.00
<b>MUNICIPAL FUNCTIONS TOTAL</b>	4,220,417.49	3 Farm 676 4.87	20,575,700.00	Emergencies & Other Deferred Charges	430.80
<b>CAPITAL IMPROVEMENTS *MEMO*</b>	47,500.00	4a Commercial 351 12.75	79,273,200.00	State and Federal Aid Receivable	28,330.74
<b>DEBT SERVICE</b>		4b Industrial 33 8.06	34,058,700.00	Other Receivables	58,522.66
Principal Payments	518,135.02	4c Apartments 12 1.95	8,239,100.00	Total	3,269,141.63
Interest Payments	230,800.59	Total	422,808,000.00	<b>LIABILITIES, RESERVES, AND SURPLUS</b>	
<b>DEFERRED CHARGES</b>	15,650.54	Land Area 41.80 Sq. Miles		Cash Liabilities	1,512,972.37
<b>SCHOOL, COUNTY, SPECIAL DISTRICT TAXES</b>	8,984,330.39	Net Valuation Taxable-Municipal	432,559,201	Reserves for Receivables	1,309,546.84
<b>RESERVE FOR UNCOLLECTED TAXES</b>	991,672.50	Net Valuation Taxable-County	508,269,626	Surplus Dec. 31, 1990	446,622.42
<b>EXPENDITURES TOTAL</b>	14,961,006.53	State Equalized Valuation	537,667,295	Total	3,269,141.63
		State Equalization Ratio	80.09		

\*Includes County Health Service Taxes, County Vocational School Taxes, or County Open Space Tax. See Table 13.



Population 1980 1,614  
 Population 1990 1,515  
 S & P Rating  
 Moody Rating

General Tax Rate Per \$100.

2.73

State Equalized Tax Rate

2.45

**HAMPTON BOROUGH - HUNTERDON CO.**  
 Form of Government  
 Borough Council  
 Number of Members - 6

## PER CAPITA:

Gross Debt 625.18  
 Net Debt 312.63  
 Debt Service 16.97  
 Total Tax Levy 1,057.39  
 Municipal Expenditures 577.63

## PER CENT:

Gross Debt 1.47  
 Net Debt .73  
 Tax Levy Collected 39.33  
 Tax Levy Cancelled, Abated or Adjusted

EXPENDITURES		REVENUES-REALIZED		1990 PROPERTY TAX	
<b>GENERAL GOVERNMENT</b>				<b>STATE EQUALIZED TAX RATE</b>	
Governing Board & Public Boords		1990 Property Taxes Collected	1,434,296.00	Local District School Taxes	623,038.00
Municipal Clerk		1990 Payments in Lieu of Taxes	13,182.71	Regional & Consolidated School Tax	293,888.56
Financial Administration	11,809.37	Delinquent Tax & Lien Collections	93,317.12	School Taxes in Municipal Budget	
Assessment of Taxes	5,550.00	Business Personalty Replacement Taxes	7,716.60	County Taxes	212,714.15
Collection of Taxes	3,460.00	Taxes from Public Utilities	37,464.00	County Library Taxes	13,765.77
Planning, Housing & Development	16,025.42	Other Miscellaneous Tax Revenues		Local Municipal Purpose Taxes	452,822.00
Human Resources	200.00	State Aid Revenues	124,961.52	Veteran & Senior Citizen Taxes	9,000.00
Elections		Federal Aid Revenues		Total Taxes for Rate Computation	1,605,823.48
General Administration (other)	141,006.91	State and Local Fiscal Assistance Act Utilized		Special District Taxes	
<b>JUDICIARY</b>		Sale of Acquired Property		Bank Corp. Taxes	5,721.62
Municipal Courts	21,000.00	Other Miscellaneous Revenues	110,127.72	Added and Omitted Taxes	
<b>PUBLIC SAFETY</b>		Total	1,833,065.77	Total Taxes Levied - ABSTRACT	1,601,950.10
Fire Protection	24,972.28	Prior Years Surplus Appropriated	75,000.00	Total Taxes Billed	1,604,653.50
Police Protection	9,500.00	<b>REVENUES TOTAL</b>	1,909,065.77	<b>1990 TAXES COLLECTED</b>	1,434,296.00
Civil Defense & Disaster Control	200.00	Reserve For Uncollected Taxes	153,073.98	1990 Taxes Cancelled, Abated or Adjusted	12.17
Environmental Inspection & Control		<b>CAPITAL OUTLAY TOTAL</b>	86,260.70	Transfer to Tax Title Liens or Foreclosed	25,306.24
Other Public Safety				Balance Outstanding Dec. 31, 1990	145,039.09
<b>PUBLIC WORKS</b>				<b>PRIOR YEARS TAXES OUTSTANDING</b>	
Streets and Drainage	140,335.73	Public Enterprises	20,169.70	Balance January 1, 1990	99,759.95
Sewers and Sewage Processing		Recreation-Culture		Collected in 1990	78,317.44
Garbage and Trash Disposal	90,046.12	Public Works	66,091.00	Cancelled, Abated or Adjusted 1990	
Public Buildings and Grounds	29,214.25	Buildings and Grounds		Transfers to Tax Title Liens or Foreclosed	11,529.06
Other Public Works	84,933.06	Library and Education		Balance December 31, 1990	9,413.45
<b>HEALTH and WELFARE</b>		Conservation		<b>TAX TITLE LIENS OUTSTANDING</b>	
Health Services Except Environmental	6,400.00	All Other		Balance January 1, 1990	70,330.24
Welfare-Public Assistance	14,449.71	<b>CAPITAL DEBT AUTHORIZED, DECEMBER 31, 1990</b>		Transfer From Taxes	39,012.02
Hospital, Clinics, First Aid	100.00	<b>ISSUED AND UNISSUED</b>		Redeemed in 1990	19,499.68
Animal, Insect, & Rodent Control	1,622.00	School	13,049	Cancelled, Abated or Adjusted (1990)	
Other Welfare Services		Self-Liquidating	749,103	Transfers to Foreclosed Property	
<b>RECREATION and CONSERVATION</b>		Other	185,000	Balance December 31, 1990	89,342.58
Beaches and Boardwalks		Total	947,152	<b>PROPERTY ACQUIRED BY DEED OR FORECLOSURE</b>	
Parks, Playgrounds, Shade Trees	3,950.00	<b>ISSUED AND OUTSTANDING</b>		Balance January 1, 1990	
Land Reclamation & Conservation	6,400.00	School	13,049.50	Transfers From Taxes or Liens	
Other Recreational Services	18,300.00	Self-Liquidating	749,103.00	Sole for Cash (1990)	
<b>EDUCATION (excluding schools)</b>		Other	185,000.00	Cancelled, Abated or Adjusted (1990)	
Libraries		Total	947,152.50	Balance December 31, 1990	
Other Educational Services	1,500.00	<b>EQUALIZED VALUATION BASIS</b>		<b>CURRENT FINANCES DECEMBER 31, 1990</b>	
<b>STATUTORY EXPENDITURES</b>		<b>FOR NET DEBT COMPUTATION</b>	64,490,830	<b>ASSETS</b>	
Pensions & F. I. C. A.	13,264.73	<b>REAL PROPERTY VALUATIONS</b>		Cash Dec. 31, 1990	656,007.64
Employee Fringe Benefits	20,000.00	Code Class # of Parcels % VAL'N		Taxes Receivable	154,452.54
Other Statutory Expenditures	1,600.00	1 Vacant Land 67 3.94	2,299,801.00	Tax Title Liens	89,842.58
<b>CETA And Other Public Employment Programs</b>		2 Residential 410 82.91	48,362,881.00	Foreclosed Property	
<b>MUNICIPAL FUNCTIONS TOTAL</b>	670,839.58	3 Farm 20 2.76	1,613,184.00	Emergencies & Other Deferred Charges	32,016.30
<b>CAPITAL IMPROVEMENTS *MEMO*</b>	25,000.00	4a Commercial 18 4.98	2,907,500.00	State and Federal Aid Receivable	196,000.00
<b>DEBT SERVICE</b>		4b Industrial 2 .97	563,900.00	Other Receivables	29,935.69
Principal Payments	16,000.00	4c Apartments 6 4.44	2,587,900.00	Total	1,158,254.75
Interest Payments	9,713.36	Total 523	58,335,166.00	<b>LIABILITIES, RESERVES, AND SURPLUS</b>	
<b>DEFERRED CHARGES</b>	25,478.96	Land Area 1.40 Sq. Miles		Cash Liabilities	666,629.07
<b>SCHOOL, COUNTY, SPECIAL DISTRICT TAXES</b>	1,143,406.48	Net Valuation Taxable-Municipal	58,568,932	Reserves for Receivables	447,272.16
<b>RESERVE FOR UNCOLLECTED TAXES</b>	153,073.98	Net Valuation Taxable-County	67,727,645	Surplus Dec. 31, 1990	44,353.52
<b>EXPENDITURES TOTAL</b>	2,018,512.36	State Equalized Valuation	65,158,826	Total	1,158,254.75
		State Equalization Ratio	89.85		

1910  
Population 1980 3,916  
Population 1990 4,433  
S & P Rating  
Moody Rating

General Tax Rate Per \$100. 1.97  
State Equalized Tax Rate 1.37

**HAMPTON TOWNSHIP - SUSSEX COUNTY**  
Form of Government  
Township Committee  
Number of Members - 5

PER CAPITAL:  
Gross Debt 315.79  
Net Debt 234.80  
Debt Service 23.61  
Total Tax Levy 1,405.20  
Municipal Expenditures 512.71  
PER CENT:  
Gross Debt .46  
Net Debt .34  
Tax Levy Collected 90.36  
Tax Levy Cancelled, Abated or Adjusted 1.46

EXPENDITURES		REVENUES-REALIZED		1990 PROPERTY TAX	
<b>GENERAL GOVERNMENT</b>				<b>STATE EQUALIZED TAX RATE</b>	
Governing Body & Public Boards		1990 Property Taxes Collected	5,648,154.60	Local District School Taxes	.55
Municipal Clerk		1990 Payments in Lieu of Taxes		Regional & Consolidated School Tax	.57
Financial Administration	23,000.00	Delinquent Tax & Lien Collections	269,421.30	School Taxes in Municipal Budget	
Assessment of Taxes	33,000.00	Business Personalty Replacement Taxes	46,064.36	County Taxes	.38 *
Collection of Taxes	36,000.00	Taxes from Public Utilities	254,619.00	County Library Taxes	.02
Planning, Housing & Development	73,200.00	Other Miscellaneous Tax Revenues		Local Municipal Purpose Taxes	.35
Human Resources	23,223.00	State Aid Revenues	42,871.70	Veteran & Senior Citizen Taxes	
Elections		Federal Aid Revenues		Total Taxes for Rate Computation	1.87
General Administration (other)	183,100.00	State and Local Fiscal Assistance Act Utilized		Special District Taxes	
<b>JUDICIARY</b>		Sale of Acquired Property		Bank Corp. Taxes	
Municipal Courts	40,000.00	Other Miscellaneous Revenues	281,494.09	Added and Omitted Taxes	19,804.82
<b>PUBLIC SAFETY</b>		Total	6,542,625.05	Total Taxes Levied - ABSTRACT	6,240,727.25
Fire Protection	91,638.15	Prior Years Surplus Appropriated	305,175.93	Total Taxes Billed	6,250,474.64
Police Protection	11,500.00	<b>REVENUES TOTAL</b>	6,847,800.98	1990 TAXES COLLECTED	5,648,154.60
Civil Defense & Disaster Control	7,500.00	Reserve For Uncollected Taxes	472,814.23	1990 Taxes Cancelled, Abated or Adjusted	91,165.53
Environmental Inspection & Control	47,127.85	<b>CAPITAL OUTLAY TOTAL</b>	232,606.35	Transfer to Tax Title Liens or Foreclosed	
Other Public Safety				Balance Outstanding Dec. 31, 1990	511,154.51
<b>PUBLIC WORKS</b>				<b>PRIOR YEARS TAXES OUTSTANDING</b>	
Streets and Drainage	452,630.00	Public Enterprises		Balance January 1, 1990	440,680.30
Sewers and Sewage Processing		Recreation—Culture		Collected in 1990	260,144.87
Garbage and Trash Disposal	282,000.00	Public Works	91,593.87	Cancelled, Abated or Adjusted 1990	
Public Buildings and Grounds	39,000.00	Buildings and Grounds	141,012.48	Transfers to Tax Title Liens or Foreclosed	
Other Public Works		Library and Education		Balance December 31, 1990	180,535.43
<b>HEALTH and WELFARE</b>		Conservation		<b>TAX TITLE LIENS OUTSTANDING</b>	
Health Services Except Environmental	4,500.00	All Other		Balance January 1, 1990	165,746.47
Welfare-Public Assistance	2,700.00	<b>CAPITAL DEBT AUTHORIZED, DECEMBER 31, 1990</b>		Transfer From Taxes	
Hospital, Clinics, First Aid	2,500.00	<b>ISSUED AND UNISSUED</b>		Redeemed in 1990	9,276.43
Animal, Insect, & Rodent Control	6,100.00	<b>GROSS DEBT</b>		Cancelled, Abated or Adjusted (1990)	
Other Welfare Services		School	363,862	Transfers to Foreclosed Property	
<b>RECREATION and CONSERVATION</b>		Self-Liquidating		Balance December 31, 1990	156,470.04
Beaches and Boardwalks		Other	1,042,052	<b>PROPERTY ACQUIRED BY DEED OR FORECLOSURE</b>	
Parks, Playgrounds, Shade Trees		Total	1,405,914	Balance January 1, 1990	588,950.00
Land Reclamation & Conservation	104,730.75	<b>ISSUED AND OUTSTANDING</b>		Transfers From Taxes or Liens	
Other Recreational Services	9,000.00	School	363,862.60	Sale for Cash (1990)	2,600.00
<b>EDUCATION (excluding schools)</b>		Self-Liquidating		Cancelled, Abated or Adjusted (1990)	19,800.00
Libraries		Other	745,000.00	Balance December 31, 1990	566,550.00
Other Educational Services		Total	1,108,862.60	<b>CURRENT FINANCES DECEMBER 31, 1990</b>	
<b>STATUTORY EXPENDITURES</b>		<b>EQUALIZED VALUATION BASIS FOR NET DEBT COMPUTATION</b>	304,706,545	<b>ASSETS</b>	
Pensions & F. I. C. A.	71,200.00	<b>REAL PROPERTY VALUATIONS</b>		Cash Dec. 31, 1990	757,360.87
Employee Fringe Benefits	89,000.00	Code Class # of Parcels % VAL'N		Taxes Receivable	691,689.94
Other Statutory Expenditures	3,000.00	1 Vacant Land 1112 5.38	16,955,005.00	Tax Title Liens	156,470.04
<b>CETA And Other Public Employment Programs</b>		2 Residential 1690 71.77	226,173,100.00	Foreclosed Property	566,550.00
<b>MUNICIPAL FUNCTIONS TOTAL</b>	1,669,699.75	3 Farm 369 8.01	25,235,310.00	Emergencies & Other Deferred Charges	84,000.00
<b>CAPITAL IMPROVEMENTS *MEMO*</b>	10,000.00	4a Commercial 64 14.67	46,239,800.00	State and Federal Aid Receivable	35,491.41
<b>DEBT SERVICE</b>		4b Industrial 1 .17	530,000.00	Other Receivables	232,340.79
Principal Payments	89,775.00	4c Apartments		Total	2,523,903.05
Interest Payments	15,027.18	Total	3236	<b>LIABILITIES, RESERVES, AND SURPLUS</b>	
<b>DEFERRED CHARGES</b>	23,112.92	Land Area 24.95 Sq. Miles		Cash Liabilities	431,394.20
<b>SCHOOL, COUNTY, SPECIAL DISTRICT TAXES</b>	5,068,871.11	Net Valuation Taxable-Municipal	316,275,064	Reserves for Receivables	1,647,050.77
<b>RESERVE FOR UNCOLLECTED TAXES</b>	472,814.23	Net Valuation Taxable-County	336,507,872	Surplus Dec. 31, 1990	445,458.08
<b>EXPENDITURES TOTAL</b>	7,344,300.24	State Equalized Valuation	333,035,704	Total	2,523,903.05
		State Equalization Ratio	94.95		



Population 1980 **11,846**  
 Population 1990 **11,538**  
 S & P Rating  
 Moody Rating

General Tax Rate Per \$100. **2.52**  
 State Equalized Tax Rate **1.29**

**HANOVER TOWNSHIP - MORRIS COUNTY**  
 Form of Government  
 Township Committee  
 Number of Members - 5

PER CAPITA:  
 Gross Debt **207.39**  
 Net Debt  
 Debt Service  
 Total Tax Levy **2,230.23**  
 Municipal Expenditures **893.12**

PER CENT:  
 Gross Debt **.13**  
 Net Debt  
 Tax Levy Collected **95.25**  
 Tax Levy Cancelled, Abated or Adjusted **2.31**

EXPENDITURES		REVENUES-REALIZED		1990 PROPERTY TAX	
<b>GENERAL GOVERNMENT</b>				<b>STATE EQUALIZED TAX RATE</b>	
Governing Body & Public Boards		1990 Property Taxes Collected	24,573,360.29	Local District School Taxes	9,229,607.00
Municipal Clerk		1990 Payments in Lieu of Taxes		Regional & Consolidated School Tax	5,125,803.02
Financial Administration	87,467.00	Delinquent Tax & Lien Collections	310,202.97	School Taxes in Municipal Budget	
Assessment of Taxes	24,100.00	Business Personalty Replacement Taxes	906,911.72	County Taxes	5,665,941.33
Collection of Taxes	74,200.00	Taxes from Public Utilities	1,446,952.00	County Library Taxes	
Planning, Housing & Development	61,635.00	Other Miscellaneous Tax Revenues		Local Municipal Purpose Taxes	4,907,409.94
Human Resources	48,000.00	State Aid Revenues	69,292.46	Veteran & Senior Citizen Taxes	102,650.00
Elections		Federal Aid Revenues		Total Taxes for Rate Computation	25,031,411.29
General Administration (other)	1,224,800.00	State and Local Fiscal Assistance Act Utilized		Special District Taxes	723,547.30
<b>JUDICIARY</b>		Sale of Acquired Property		Bank Corp. Taxes	
Municipal Courts	54,013.02	Other Miscellaneous Revenues		Added and Omitted Taxes	80,111.01
<b>PUBLIC SAFETY</b>		Total	29,343,157.76	Total Taxes Levied - ABSTRACT	25,732,419.60
Fire Protection	5,300.00	Prior Years Surplus Appropriated	3,300,000.00	Total Taxes Billed	25,797,824.60
Police Protection	1,610,400.00	REVENUES TOTAL	32,648,157.76	1990 TAXES COLLECTED	24,573,360.29
Civil Defense & Disaster Control	13,500.00	Reserve For Uncollected Taxes	1,970,280.16	1990 Taxes Cancelled, Abated or Adjusted	595,777.03
Environmental Inspection & Control	136,500.00	CAPITAL OUTLAY TOTAL	836,518.07	Transfer to Tax Title Liens or Foreclosed	186,912.81
Other Public Safety				Balance Outstanding Dec. 31, 1990	441,774.47
<b>PUBLIC WORKS</b>				<b>PRIOR YEARS TAXES OUTSTANDING</b>	
Streets and Drainage	1,944,500.00	Public Enterprises	33,939.94	Balance January 1, 1990	344,984.59
Sewers and Sewage Processing	11,470.76	Recreation-Culture	30,168.65	Collected in 1990	310,202.97
Garbage and Trash Disposal	1,152,200.00	Public Works	672,493.87	Cancelled, Abated or Adjusted 1990	
Public Buildings and Grounds	147,300.00	Buildings and Grounds	99,915.61	Transfers to Tax Title Liens or Foreclosed	34,356.37
Other Public Works		Library and Education		Balance December 31, 1990	425.25
<b>HEALTH and WELFARE</b>		Conservation		<b>TAX TITLE LIENS OUTSTANDING</b>	
Health Services Except Environmental	161,000.00	All Other		Balance January 1, 1990	229,450.63
Welfare-Public Assistance	8,400.00	CAPITAL DEBT AUTHORIZED, DECEMBER 31, 1990		Transfer From Taxes	243,383.94
Hospital, Clinics, First Aid		ISSUED AND UNISSUED		Redeemed in 1990	
Animal, Insect, & Rodent Control	6,000.00	School	1,642,898	Cancelled, Abated or Adjusted (1990)	
Other Welfare Services		Self-Liquidating	750,000	Transfers to Foreclosed Property	
<b>RECREATION and CONSERVATION</b>		Other		Balance December 31, 1990	472,840.57
Beaches and Boardwalks		Total	2,392,898	<b>PROPERTY ACQUIRED BY DEED OR FORECLOSURE</b>	
Parks, Playgrounds, Shade Trees	244,200.00	ISSUED AND OUTSTANDING		Balance January 1, 1990	67,325.00
Land Reclamation & Conservation	2,200.00	School	1,609,314.21	Transfers From Taxes or Liens	
Other Recreational Services	161,256.00	Self-Liquidating	750,000.00	Sale for Cash (1990)	
<b>EDUCATION (excluding schools)</b>		Other		Cancelled, Abated or Adjusted (1990)	
Libraries	111,700.00	Total	2,359,314.21	Balance December 31, 1990	67,325.00
Other Educational Services	1,000.00	EQUALIZED VALUATION BASIS		<b>CURRENT FINANCES DECEMBER 31, 1990</b>	
<b>STATUTORY EXPENDITURES</b>		FOR NET DEBT COMPUTATION	1,828,654,614	<b>ASSETS</b>	
Pensions & F. I. C. A.	624,000.00	REAL PROPERTY VALUATIONS		Cash Dec. 31, 1990	6,545,057.86
Employee Fringe Benefits	409,350.00	Code Class # of Parcels % VAL'N		Taxes Receivable	442,199.72
Other Statutory Expenditures	5,000.00	1 Vacant Land 486 7.60	73,765,000.00	Tax Title Liens	472,840.57
CETA And Other Public Employment Programs		2 Residential 3644 41.90	406,899,150.00	Foreclosed Property	67,325.00
<b>MUNICIPAL FUNCTIONS</b>		3 Farm 2	7,600.00	Emergencies & Other Deferred Charges	
CAPITAL IMPROVEMENTS *MEMO*	1,101,000.00	4a Commercial 178 22.88	222,168,500.00	State and Federal Aid Receivable	
<b>DEBT SERVICE</b>		4b Industrial 99 27.00	262,209,800.00	Other Receivables	
Principal Payments		4c Apartments 5 .63	6,113,400.00	Total	7,527,423.15
Interest Payments		Total 4414	971,163,450.00	<b>LIABILITIES, RESERVES, AND SURPLUS</b>	
<b>DEFERRED CHARGES</b>		Land Area 10.80 Sq. Miles		Cash Liabilities	2,654,139.15
SCHOOL, COUNTY, SPECIAL DISTRICT TAXES	20,744,898.65	Net Valuation Taxable-Municipal	991,310,951	Reserves for Receivables	982,365.29
RESERVE FOR UNCOLLECTED TAXES	1,970,230.16	Net Valuation Taxable-County	2,242,162,260	Surplus Dec. 31, 1990	3,890,868.71
<b>EXPENDITURES TOTAL</b>	31,049,670.59	State Equalized Valuation	1,922,151,908	Total	7,527,423.15
		State Equalization Ratio	51.06		



Population 1980 3,236  
 Population 1990 3,640  
 S & P Rating  
 Moody Rating

General Tax Rate Per \$100.

1.12

State Equalized Tax Rate

.76

**HARDING TOWNSHIP - MORRIS COUNTY**  
 Form of Government  
 Township Committee  
 Number of Members - 5

PER CAPITAL:

Grass Debt 401.76  
 Net Debt 401.76  
 Debt Service 136.17  
 Total Tax Levy 2,145.16  
 Municipal Expenditures 952.96

PER CENT:

Gross Debt .15  
 Net Debt .15  
 Tax Levy Collected 97.69  
 Tax Levy Cancelled, Abated or Adjusted .02

EXPENDITURES		REVENUES-REALIZED		1990 PROPERTY TAX	
<b>GENERAL GOVERNMENT</b>				<b>STATE EQUALIZED TAX RATE</b>	
Governing Body & Public Boards		1990 Property Taxes Collected	7,680,694.90	Local District School Taxes	.29 3,012,616.50
Municipal Clerk		1990 Payments in Lieu of Taxes	753.13	Regional & Consolidated School Tax	
Financial Administration	26,538.50	Delinquent Tax & Lien Collections	118,181.79	School Taxes in Municipal Budget	
Assessment of Taxes	42,900.00	Business Personalty Replacement Taxes	18,701.36	County Taxes	.26 2,654,767.41
Collection of Taxes	33,500.00	Taxes from Public Utilities	415,119.00	County Library Taxes	
Planning, Housing & Development	56,944.31	Other Miscellaneous Tax Revenues		Local Municipal Purpose Taxes	.20 2,071,297.98
Human Resources	52,539.72	State Aid Revenues	20,734.70	Veteran & Senior Citizen Taxes	
Elections		Federal Aid Revenues		Total Taxes for Rate Computation	.75 7,756,431.89
General Administration (other)	393,355.41	State and Local Fiscal Assistance Act Utilized		Special District Taxes	
<b>JUDICIARY</b>		Sale of Acquired Property		Bank Corp. Taxes	
Municipal Courts	70,159.32	Other Miscellaneous Revenues	370,761.39	Added and Omitted Taxes	
<b>PUBLIC SAFETY</b>		Total	8,624,966.27	Total Taxes Levied - ABSTRACT	69,684.72
Fire Protection	12,704.70	Prior Years Surplus Appropriated	675,000.00	Total Taxes Billed	7,808,366.61
Police Protection	760,174.32	REVENUES TOTAL	9,299,966.27	1990 TAXES COLLECTED	7,862,579.04
Civil Defense & Disaster Control	3,128.95	Reserve for Uncollected Taxes	452,235.72	1990 Taxes Cancelled, Abated or Adjusted	1,525.44
Environmental Inspection & Control	27,151.25	<b>CAPITAL OUTLAY TOTAL</b>	331,096.25	Transfer to Tax Title Liens or Foreclosed	3,963.68
Other Public Safety		Public Enterprises		Balance Outstanding Dec. 31, 1990	176,395.02
<b>PUBLIC WORKS</b>		Recreation-Culture		<b>PRIOR YEARS TAXES OUTSTANDING</b>	
Streets and Drainage	271,890.78	Public Works	266,756.69	Balance January 1, 1990	120,141.84
Sewers and Sewage Processing		Buildings and Grounds	64,339.56	Collected in 1990	118,181.79
Garbage and Trash Disposal	55,295.46	Library and Education		Cancelled, Abated or Adjusted 1990	
Public Buildings and Grounds	93,309.51	Conservation		Transfers to Tax Title Liens or Foreclosed	388.08
Other Public Works		All Other		Balance December 31, 1990	1,571.97
<b>HEALTH and WELFARE</b>		<b>CAPITAL DEBT AUTHORIZED, DECEMBER 31, 1990</b>		<b>TAX TITLE LIENS OUTSTANDING</b>	
Health Services Except Environmental	110,000.00	ISSUED AND UNISSUED		Balance January 1, 1990	19,007.49
Welfare-Public Assistance	1,000.00	School		Transfer From Taxes	4,413.44
Hospital, Clinics, First Aid		Self-Liquidating		Redeemed in 1990	
Animal, Insect, & Rodent Control	9,996.00	Other	1,462,421	Cancelled, Abated or Adjusted (1990)	
Other Welfare Services		Total	1,462,421	Transfers to Foreclosed Property	
<b>RECREATION and CONSERVATION</b>		ISSUED AND OUTSTANDING		Balance December 31, 1990	23,420.93
Beaches and Boardwalks		School		<b>PROPERTY ACQUIRED BY DEED OR FORECLOSURE</b>	
Parks, Playgrounds, Shade Trees		Self-Liquidating		Balance January 1, 1990	
Land Reclamation & Conservation	78,562.20	Other	1,395,250.00	Transfers From Taxes or Liens	
Other Recreational Services	4,000.00	Total	1,395,250.00	Sale for Cash (1990)	
<b>EDUCATION (excluding schools)</b>		<b>EQUALIZED VALUATION BASIS</b>		Cancelled, Abated or Adjusted (1990)	
Libraries	19,961.30	FOR NET DEBT COMPUTATION	946,225,855	Balance December 31, 1990	
Other Educational Services	1,500.00	<b>REAL PROPERTY VALUATIONS</b>		<b>CURRENT FINANCES DECEMBER 31, 1990</b>	
<b>STATUTORY EXPENDITURES</b>		Code Class # of Parcels % VAL'N ASSESSED VALUATION		<b>ASSETS</b>	
Pensions & F. I. C. A.	234,994.70	1 Vacant Land 230 5.96 41,394,000.00		Cash Dec. 31, 1990	1,144,956.06
Employee Fringe Benefits	160,263.99	2 Residential 1282 30.89 561,598,900.00		Taxes Receivable	177,966.99
Other Statutory Expenditures		3 Farm 177 5.36 37,165,861.00		Tax Title Liens	23,420.93
CETA And Other Public Employment Programs		4a Commercial 42 7.19 49,945,500.00		Foreclosed Property	
<b>MUNICIPAL FUNCTIONS TOTAL</b>	2,520,905.32	4b Industrial 3 .61 4,201,300.00		Emergencies & Other Deferred Charges	
<b>CAPITAL IMPROVEMENTS *MEMO*</b>	10,000.00	4c Apartments		State and Federal Aid Receivable	132,681.50
<b>DEBT SERVICE</b>		Total 1734 694,305,561.00		Other Receivables	
Principal Payments	395,476.00	Land Area 20.50 Sq. Miles		Total	1,479,025.48
Interest Payments	100,175.13	Net Valuation Taxable-Municipal	695,794,139	<b>LIABILITIES, RESERVES, AND SURPLUS</b>	
<b>DEFERRED CHARGES</b>		Net Valuation Taxable-County	1,040,937,010	Cash Liabilities	576,653.72
SCHOOL, COUNTY, SPECIAL DISTRICT TAXES	5,667,353.91	State Equalized Valuation	1,022,075,909	Reserves for Receivables	201,387.92
RESERVE FOR UNCOLLECTED TAXES	452,235.72	State Equalization Ratio	63.03	Surplus Dec. 31, 1990	700,283.84
<b>EXPENDITURES TOTAL</b>	9,136,176.13			Total	1,479,025.48

2109  
 Population 1980 947  
 Population 1990 1,235  
 S & P Rating  
 Moody Rating  
 General Tax Rate Per \$100. 1.56  
 State Equalized Tax Rate 1.70

HARDWICK TOWNSHIP - WARREN CO.  
 Form of Government  
 Township Committee  
 Number of Members - 3

PER CAPITA:  
 Gross Debt 800.63  
 Net Debt 379.66  
 Debt Service 12.19  
 Total Tax Levy 1,447.33  
 Municipal Expenditures 452.40  
 PER CENT:  
 Gross Debt 1.15  
 Net Debt .51  
 Tax Levy Collected 55.55  
 Tax Levy Cancelled, Abated or Adjusted 1.04

EXPENDITURES		REVENUES-REALIZED		1990 PROPERTY TAX	
GENERAL GOVERNMENT				STATE EQUALIZED TAX RATE	
Governing Body & Public Boards		1990 Property Taxes Collected	1,536,225.78	Local District School Taxes	445,289.00
Municipal Clerk		1990 Payments in Lieu of Taxes		Regional & Consolidated School Tax	537,549.03
Financial Administration	14,050.00	Delinquent Tax & Lien Collections	131,677.62	School Taxes in Municipal Budget	
Assessment of Taxes	12,900.00	Business Personalty Replacement Taxes	3,734.50	County Taxes	601,376.46
Collection of Taxes	3,900.00	Taxes from Public Utilities	89,443.00	County Library Taxes	29,347.47
Planning, Housing & Development	42,800.00	Other Miscellaneous Tax Revenues		Local Municipal Purpose Taxes	166,322.00
Human Resources		State Aid Revenues	5,526.83	Veteran & Senior Citizen Taxes	7,450.00
Elections		Federal Aid Revenues		Total Taxes for Rate Computation	1,739,093.96
General Administration (other)	82,000.00	State and Local Fiscal Assistance Act Utilized		Special District Taxes	
JUDICIARY		Sale of Acquired Property		Bank Corp. Taxes	
Municipal Courts	7,100.00	Other Miscellaneous Revenues	101,026.40	Added and Omitted Taxes	5,808.16
PUBLIC SAFETY		Total	1,872,634.19	Total Taxes Levied - ABSTRACT	1,737,452.12
Fire Protection	3,450.00	Prior Years Surplus Appropriated	175,000.00	Total Taxes Billed	1,795,772.99
Police Protection	2,700.00	REVENUES TOTAL	2,047,634.19	1990 TAXES COLLECTED	1,536,225.78
Civil Defense & Disaster Control	500.00	Reserve For Uncollected Taxes	164,687.56	1990 Taxes Cancelled, Abated or Adjusted	24,415.21
Environmental Inspection & Control	20,100.00			Transfer to Tax Title Liens or Foreclosed	9,218.04
Other Public Safety		CAPITAL OUTLAY TOTAL	1,190.41	Balance Outstanding Dec. 31, 1990	220,913.96
PUBLIC WORKS				PRIOR YEARS TAXES OUTSTANDING	
Streets and Drainage	126,821.35	Public Enterprises		Balance January 1, 1990	139,006.87
Sewers and Sewage Processing	500.00	Recreation-Culture		Collected in 1990	131,677.62
Garbage and Trash Disposal	3,421.62	Public Works	440.41	Cancelled, Abated or Adjusted 1990	61.32
Public Buildings and Grounds	1,500.00	Buildings and Grounds	750.00	Transfers to Tax Title Liens or Foreclosed	6,904.09
Other Public Works		Library and Education		Balance December 31, 1990	363.84
HEALTH and WELFARE		Conservation		TAX TITLE LIENS OUTSTANDING	
Health Services Except Environmental	550.00	All Other		Balance January 1, 1990	
Welfare-Public Assistance	1,400.00			Transfer From Taxes	16,793.42
Hospital, Clinics, First Aid		CAPITAL DEBT AUTHORIZED, DECEMBER 31, 1990		Redeemed in 1990	
Animal, Insect, & Rodent Control	14,178.65	ISSUED AND UNISSUED		Cancelled, Abated or Adjusted (1990)	
Other Welfare Services		School	594,002	Transfers to Foreclosed Property	
RECREATION and CONSERVATION		Self-Liquidating		Balance December 31, 1990	16,793.42
Beaches and Boardwalks		Other	468,874	PROPERTY ACQUIRED BY DEED OR FORECLOSURE	
Parks, Playgrounds, Shade Trees		Total	1,062,876	Balance January 1, 1990	
Land Reclamation & Conservation	700.00	ISSUED AND OUTSTANDING		Transfers From Taxes or Liens	
Other Recreational Services	1,500.00	School	594,002.11	Sale for Cash (1990)	
EDUCATION (excluding schools)		Self-Liquidating		Cancelled, Abated or Adjusted (1990)	
Libraries		Other	38,874.00	Balance December 31, 1990	
Other Educational Services	1,000.00	Total	632,876.11	CURRENT FINANCES DECEMBER 31, 1990	
STATUTORY EXPENDITURES		EQUALIZED VALUATION BASIS		ASSETS	
Pensions & F. I. C. A.	14,660.00	FOR NET DEBT COMPUTATION	92,248,159	Cash Dec. 31, 1990	770,399.22
Employee Fringe Benefits	6,000.00	REAL PROPERTY VALUATIONS		Taxes Receivable	221,277.80
Other Statutory Expenditures	1,640.00	Code Class # of Parcels % VAL'N		Tax Title Liens	16,763.42
CETA And Other Public Employment Programs		1 Vacant Land 209 18.01	20,612,600.00	Foreclosed Property	
MUNICIPAL FUNCTIONS TOTAL	371,371.62	2 Residential 350 63.88	73,099,200.00	Emergencies & Other Deferred Charges	30,400.00
CAPITAL IMPROVEMENTS *MEMO*	18,000.00	3 Farm 235 13.33	15,259,490.00	State and Federal Aid Receivable	23,000.00
DEBT SERVICE		4a Commercial 5 4.29	4,908,500.00	Other Receivables	13,832.51
Principal Payments	11,500.00	4b Industrial 1 .48	554,400.00	Total	1,075,672.95
Interest Payments	3,552.74	4c Apartments		LIABILITIES, RESERVES, AND SURPLUS	
DEFERRED CHARGES	7,600.00	Total 800	114,434,190.00	Cash Liabilities	671,415.86
SCHOOL, COUNTY, SPECIAL DISTRICT TAXES	1,614,761.96	Land Area 17.80 Sq. Miles		Reserves for Receivables	274,493.75
RESERVE FOR UNCOLLECTED TAXES	164,687.56	Net Valuation Taxable-Municipal	114,741,334	Surplus Dec. 31, 1990	129,763.34
EXPENDITURES TOTAL	2,173,473.88	Net Valuation Taxable-County	101,004,910	Total	1,075,672.95
		State Equalized Valuation	105,186,798		
		State Equalization Ratio	109.11		



1911  
Population 1980 4,553  
Population 1990 5,275  
S & P Rating  
Moody Rating AA1

General Tax Rate Per \$100. 4.35  
State Equalized Tax Rate 2.13

**HARDYSTON TOWNSHIP - SUSSEX CO.**  
Form of Government  
Special Charter (P.L. 1985 c. 327)  
Number of Members - 3

PER CAPITA:  
Gross Debt 1,241.97  
Net Debt 408.55  
Debt Service 64.38  
Total Tax Levy 1,460.52  
Municipal Expenditures 624.86  
PER CENT:  
Gross Debt 2.07  
Net Debt .63  
Tax Levy Collected 92.69  
Tax Levy Cancelled, Abated or Adjusted

EXPENDITURES		REVENUES-REALIZED		1990 PROPERTY TAX	
<b>GENERAL GOVERNMENT</b>				<b>STATE EQUALIZED TAX RATE</b>	
Governing Body & Public Boards		1990 Property Taxes Collected	7,146,409.10	Local District School Taxes	71 2,429,512.50
Municipal Clerk		1990 Payments in Lieu of Taxes		Regional & Consolidated School Tax	.53 1,806,050.54
Financial Administration	49,000.00	Delinquent Tax & Lien Collections	463,401.31	School Taxes in Municipal Budget	
Assessment of Taxes	30,500.00	Business Personalty Replacement Taxes	43,946.68	County Taxes	.36 * 1,223,426.65
Collection of Taxes	41,405.00	Taxes from Public Utilities	309,231.00	County Library Taxes	.02 72,720.48
Planning, Housing & Development	55,700.00	Other Miscellaneous Tax Revenues		Local Municipal Purpose Taxes	.57 1,968,300.00
Human Resources		State Aid Revenues	12,924.14	Veteran & Senior Citizen Taxes	
Elections	1,000.00	Federal Aid Revenues		Total Taxes for Rate Computation	2.19 7,538,910.17
General Administration (other)	355,220.00	State and Local Fiscal Assistance Act Utilized		Special District Taxes	
<b>JUDICIARY</b>		Sale of Acquired Property		Bank Corp. Taxes	
Municipal Courts	40,315.00	Other Miscellaneous Revenues	352,561.11	Added and Omitted Taxes	203,711.53
<b>PUBLIC SAFETY</b>		Total	8,328,523.34	Total Taxes Levied - ABSTRACT	7,704,221.70
Fire Protection	44,351.00	Prior Years Surplus Appropriated	418,000.00	Total Taxes Billed	7,710,387.76
Police Protection	704,955.00	REVENUES TOTAL	8,746,523.34	1990 TAXES COLLECTED	7,146,409.10
Civil Defense & Disaster Control	3,825.00	Reserve For Uncollected Taxes	585,817.16	1990 Taxes Cancelled, Abated or Adjusted	
Environmental Inspection & Control	71,100.00	CAPITAL OUTLAY TOTAL	302,896.46	Transfer to Tax Title Liens or Foreclosed	1,431.15
Other Public Safety				Balance Outstanding Dec. 31, 1990	587,081.97
<b>PUBLIC WORKS</b>				<b>PRIOR YEARS TAXES OUTSTANDING</b>	
Streets and Drainage	497,700.00	Public Enterprises		Balance January 1, 1990	529,377.74
Sewers and Sewage Processing		Recreation-Culture		Collected in 1990	463,401.31
Garbage and Trash Disposal	20,000.00	Public Works	146,043.68	Cancelled, Abated or Adjusted 1990	11,617.06
Public Buildings and Grounds	47,800.00	Buildings and Grounds	156,852.78	Transfers to Tax Title Liens or Foreclosed	168.67
Other Public Works	37,500.00	Library and Education		Balance December 31, 1990	54,190.70
<b>HEALTH and WELFARE</b>		Conservation		<b>TAX TITLE LIENS OUTSTANDING</b>	
Health Services Except Environmental	6,918.00	All Other		Balance January 1, 1990	3,813.72
Welfare-Public Assistance	7,417.00	CAPITAL DEBT AUTHORIZED, DECEMBER 31, 1990		Transfer From Taxes	1,673.48
Hospital, Clinics, First Aid		ISSUED AND UNISSUED GROSS DEBT NET DEBT		Redeemed in 1990	
Animal, Insect, & Rodent Control	5,646.00	School 4,396,299		Cancelled, Abated or Adjusted (1990)	
Other Welfare Services		Self-Liquidating		Transfers to Foreclosed Property	
<b>RECREATION and CONSERVATION</b>		Other 2,155,098	2,155,098	Balance December 31, 1990	5,487.20
Beaches and Boardwalks		Total 6,551,397	2,155,098	<b>PROPERTY ACQUIRED BY DEED OR FORECLOSURE</b>	
Parks, Playgrounds, Shade Trees				Balance January 1, 1990	14,700.00
Land Reclamation & Conservation		ISSUED AND OUTSTANDING		Transfers From Taxes or Liens	
Other Recreational Services	10,800.00	School 4,396,299.05		Sale for Cash (1990)	
<b>EDUCATION (excluding schools)</b>		Self-Liquidating		Cancelled, Abated or Adjusted (1990)	
Libraries		Other 2,008,250.00	2,008,250.00	Balance December 31, 1990	14,700.00
Other Educational Services		Total 6,404,549.05		<b>CURRENT FINANCES DECEMBER 31, 1990</b>	
<b>STATUTORY EXPENDITURES</b>		EQUALIZED VALUATION BASIS FOR NET DEBT COMPUTATION	316,111.951	<b>ASSETS</b>	
Pensions & F. I. C. A.	142,401.53	REAL PROPERTY VALUATIONS		Cash Dec. 31, 1990	1,080,234.60
Employee Fringe Benefits	187,200.00	Code Class # of Parcels % VAL'N ASSESSED VALUATION		Taxes Receivable	641,272.67
Other Statutory Expenditures		1 Vacant Land 581 10.65 18,299,900.00		Tax Title Liens	5,487.20
<b>CETA And Other Public Employment Programs</b>		2 Residential 1823 73.27 125,875,875.00		Foreclosed Property	14,700.00
<b>MUNICIPAL FUNCTIONS TOTAL</b>	2,370,753.53	3 Farm 186 3.87 6,665,000.00		Emergencies & Other Deferred Charges	
<b>CAPITAL IMPROVEMENTS *MEMO*</b>	9,000.00	4a Commercial 84 7.41 12,730,300.00		State and Federal Aid Receivable	2,217.74
<b>DEBT SERVICE</b>		4b Industrial 12 1.91 3,281,300.00		Other Receivables	21,187.58
Principal Payments	225,000.00	4c Apartments 4 2.88 4,949,100.00		Total	1,765,099.79
Interest Payments	114,581.67	Total 2690 171,901,475.00		<b>LIABILITIES, RESERVES, AND SURPLUS</b>	
<b>DEFERRED CHARGES</b>		Land Area 32.50 Sq. Miles		Cash Liabilities	352,074.56
<b>SCHOOL, COUNTY, SPECIAL DISTRICT TAXES</b>	5,531,710.17	Net Valuation Taxable-Municipal	172,567,269	Reserves for Receivables	682,647.45
<b>RESERVE FOR UNCOLLECTED TAXES</b>	585,817.16	Net Valuation Taxable-County	335,984,739	Surplus Dec. 31, 1990	730,377.78
<b>EXPENDITURES TOTAL</b>	8,827,862.53	State Equalized Valuation	342,863,514	Total	1,765,099.79
		State Equalization Ratio	50.22		



2110

Population 1980 2,592  
 Population 1990 2,653  
 S & P Rating  
 Moody Rating

General Tax Rate Per \$100.

1.55

State Equalized Tax Rate

2.07

**HARMONY TOWNSHIP - WARREN COUNTY**  
 Form of Government  
 Township Committee  
 Number of Members - 3

PER CAPITA:

Gross Debt 19.17  
 Net Debt 19.17  
 Debt Service 1.41  
 Total Tax Levy 2,132.61  
 Municipal Expenditures 468.70

PER CENT:

Gross Debt .02  
 Net Debt .02  
 Tax Levy Collected 96.59  
 Tax Levy Cancelled, Abated or Adjusted .02

EXPENDITURES		REVENUES-REALIZED		1990 PROPERTY TAX	
<b>GENERAL GOVERNMENT</b>				<b>STATE EQUALIZED TAX RATE</b> 1.03	
Governing Body & Public Boards		1990 Property Taxes Collected	5,496,867.54	Local District School Taxes	2,814,092.00
Municipal Clerk		1990 Payments in Lieu of Taxes		Regional & Consolidated School Tax	
Financial Administration	25,000.00	Delinquent Tax & Lien Collections	154,227.25	School Taxes in Municipal Budget	
Assessment of Taxes	15,845.00	Business Personalty Replacement Taxes	60,002.28	County Taxes	2,020,677.29
Collection of Taxes	18,000.00	Taxes from Public Utilities	144,241.00	County Library Taxes	130,629.35
Planning, Housing & Development	115,838.00	Other Miscellaneous Tax Revenues		Local Municipal Purpose Taxes	73,180.00
Human Resources		State Aid Revenues		Veteran & Senior Citizen Taxes	31,350.00
Elections		Federal Aid Revenues		Total Taxes for Rate Computation	5,669,928.64
General Administration (other)	207,336.00	State and Local Fiscal Assistance Act Utilized		Special District Taxes	
<b>JUDICIARY</b>		Sale of Acquired Property		Bank Corp. Taxes	
Municipal Courts	25,100.00	Other Miscellaneous Revenues	313,412.73	Added and Omitted Taxes	19,248.44
<b>PUBLIC SAFETY</b>		Total	6,168,830.80	Total Taxes Levied - ABSTRACT	5,657,827.08
Fire Protection	17,000.00	Prior Years Surplus Appropriated	760,109.72	Total Taxes Billed	5,690,730.44
Police Protection		REVENUES TOTAL	6,928,940.52	1990 TAXES COLLECTED	5,496,867.54
Civil Defense & Disaster Control	13,500.00	Reserve For Uncollected Taxes	229,123.00	1990 Taxes Cancelled, Abated or Adjusted	1,161.06
Environmental Inspection & Control		<b>CAPITAL OUTLAY TOTAL</b>	<b>310,719.18</b>	Transfer to Tax Title Liens or Foreclosed	32,277.42
Other Public Safety				Balance Outstanding Dec. 31, 1990	150,404.42
<b>PUBLIC WORKS</b>				<b>PRIOR YEARS TAXES OUTSTANDING</b>	
Streets and Drainage	208,614.00	Public Enterprises		Balance January 1, 1990	201,549.34
Sewers and Sewage Processing	2,000.00	Recreation-Culture		Collected in 1990	154,227.25
Garbage and Trash Disposal	25,000.00	Public Works	260,719.18	Cancelled, Abated or Adjusted 1990	
Public Buildings and Grounds	250,000.00	Buildings and Grounds	50,000.00	Transfers to Tax Title Liens or Foreclosed	20,754.12
Other Public Works		Library and Education		Balance December 31, 1990	26,567.97
<b>HEALTH and WELFARE</b>		Conservation		<b>TAX TITLE LIENS OUTSTANDING</b>	
Health Services Except Environmental	5,000.00	All Other		Balance January 1, 1990	19,958.59
Welfare-Public Assistance	1,675.00	<b>CAPITAL DEBT AUTHORIZED, DECEMBER 31, 1990</b>		Transfer From Taxes	56,233.25
Hospital, Clinics, First Aid		<b>ISSUED AND UNISSUED GROSS DEBT</b>		Redeemed in 1990	
Animal, Insect, & Rodent Control	10,530.00	School		Cancelled, Abated or Adjusted (1990)	
Other Welfare Services		Self-Liquidating		Transfers to Foreclosed Property	
<b>RECREATION and CONSERVATION</b>		Other	50,871	Balance December 31, 1990	76,191.64
Beaches and Boardwalks		Total	50,871	<b>PROPERTY ACQUIRED BY DEED OR FORECLOSURE</b>	
Parks, Playgrounds, Shade Trees	10,000.00			Balance January 1, 1990	8,380.00
Land Reclamation & Conservation		<b>ISSUED AND OUTSTANDING</b>		Transfers From Taxes or Liens	
Other Recreational Services		School		Sale for Cash (1990)	
<b>EDUCATION (excluding schools)</b>		Self-Liquidating		Cancelled, Abated or Adjusted (1990)	
Libraries		Other	50,871.30	Balance December 31, 1990	8,380.00
Other Educational Services		Total	50,871.30	<b>CURRENT FINANCES DECEMBER 31, 1990</b>	
<b>STATUTORY EXPENDITURES</b>		<b>EQUALIZED VALUATION BASIS</b>		<b>ASSETS</b>	
Pensions & F. I. C. A.	28,019.21	<b>FOR NET DEBT COMPUTATION</b>	212,111,631	Cash Dec. 31, 1990	2,248,341.45
Employee Fringe Benefits	9,500.00	<b>REAL PROPERTY VALUATIONS</b>		Taxes Receivable	180,972.39
Other Statutory Expenditures	1,000.00	<b>Code Class # of Parcels % VAL'N</b>		Tax Title Liens	70,191.84
CETA And Other Public Employment Programs		1 Vacant Land 336 4.97	18,156,560.00	Foreclosed Property	8,380.00
<b>MUNICIPAL FUNCTIONS TOTAL</b>	<b>993,957.21</b>	2 Residential 901 34.38	125,511,320.00	Emergencies & Other Deferred Charges	15,200.00
<b>CAPITAL IMPROVEMENTS *MEMO*</b>		3 Farm 319 5.02	18,329,756.00	State and Federal Aid Receivable	
<b>DEBT SERVICE</b>		4a Commercial 40 5.32	19,430,984.00	Other Receivables	
Principal Payments	3,731.00	4b Industrial 11 50.26	183,437,700.00	Total	2,538,085.68
Interest Payments		4c Apartments 1 .04	155,000.00	<b>LIABILITIES, RESERVES, AND SURPLUS</b>	
		Total 1608	365,071,320.00	Cash Liabilities	467,262.33
<b>DEFERRED CHARGES</b>	<b>16,655.79</b>	Land Area 24.00 Sq. Miles		Reserves for Receivables	271,544.23
SCHOOL, COUNTY, SPECIAL DISTRICT TAXES	5,565,398.64	Net Valuation Taxable-Municipal	365,902,052	Surplus Dec. 31, 1990	1,799,279.12
RESERVE FOR UNCOLLECTED TAXES	229,123.00	Net Valuation Taxable-County	342,038,265	Total	2,538,085.68
<b>EXPENDITURES TOTAL</b>	<b>6,809,865.64</b>	State Equalized Valuation	274,149,082		
		State Equalization Ratio	133.57		

0224  
 Population 1980 4,532  
 Population 1990 4,623  
 S & P Rating A+  
 Moody Rating A1

General Tax Rate Per \$100. 2.10  
 State Equalized Tax Rate 1.98

HARRINGTON PARK BORO. - BERGEN CO.  
 Form of Government  
 Borough Council  
 Number of Members - 6

PER CAPITA:  
 Gross Debt 847.07  
 Net Debt 847.07  
 Debt Service 102.85  
 Total Tax Levy 1,979.21  
 Municipal Expenditures 818.12

PER CENT:  
 Gross Debt .88  
 Net Debt .88  
 Tax Levy Collected 98.47  
 Tax Levy Cancelled, Abated or Adjusted .09

EXPENDITURES		REVENUES-REALIZED		1990 PROPERTY TAX	
GENERAL GOVERNMENT				STATE EQUALIZED TAX RATE	
Governing Body & Public Boards				Local District School Taxes	3,600,258.00
Municipal Clerk				Regional & Consolidated School Tax	1,732,443.69
Financial Administration	23,460.00			School Taxes in Municipal Budget	
Assessment of Taxes	10,185.00			County Taxes	1,090,922.61
Collection of Taxes	21,641.30			County Library Taxes	
Planning, Housing & Development	5,075.00			Local Municipal Purpose Taxes	2,710,791.65
Human Resources	40,637.00			Veteran & Senior Citizen Taxes	22,700.00
Elections				Total Taxes for Rate Computation	9,157,115.95
General Administration (other)	352,487.00			Special District Taxes	
JUDICIARY				Bank Corp. Taxes	
Municipal Courts	51,147.00			Added and Omitted Taxes	15,461.00
PUBLIC SAFETY				Total Taxes Levied - ABSTRACT	9,149,876.95
Fire Protection	114,861.00			Total Taxes Billed	9,188,751.00
Police Protection	637,921.50			1990 TAXES COLLECTED	9,048,590.00
Civil Defense & Disaster Control	1,000.00			1990 Taxes Cancelled, Abated or Adjusted	8,352.00
Environmental Inspection & Control	30,080.00			Transfer to Tax Title Liens or Foreclosed	243.00
Other Public Safety				Balance Outstanding Dec. 31, 1990	131,566.00
PUBLIC WORKS				PRIOR YEARS TAXES OUTSTANDING	
Streets and Drainage	276,886.00			Balance January 1, 1990	172,512.00
Sewers and Sewage Processing	174,562.00			Collected in 1990	171,950.00
Garbage and Trash Disposal	653,100.00			Cancelled, Abated or Adjusted 1990	
Public Buildings and Grounds	4,500.00			Transfers to Tax Title Liens or Foreclosed	562.00
Other Public Works	17,250.00			Balance December 31, 1990	
HEALTH and WELFARE				TAX TITLE LIENS OUTSTANDING	
Health Services Except Environmental	23,494.00			Balance January 1, 1990	2,478.00
Welfare-Public Assistance	450.00			Transfer From Taxes	243.00
Hospital, Clinics, First Aid				Redeemed in 1990	
Animal, Insect, & Rodent Control	830.00			Cancelled, Abated or Adjusted (1990)	
Other Welfare Services				Transfers to Foreclosed Property	
RECREATION and CONSERVATION				Balance December 31, 1990	2,721.00
Beaches and Boardwalks				PROPERTY ACQUIRED BY DEED OR FORECLOSURE	
Parks, Playgrounds, Shade Trees	7,410.00			Balance January 1, 1990	59,720.00
Land Reclamation & Conservation	145,737.00			Transfers From Taxes or Liens	
Other Recreational Services				Sale for Cash (1990)	
EDUCATION (excluding schools)				Cancelled, Abated or Adjusted (1990)	59,720.00
Libraries	151,103.00			Balance December 31, 1990	
Other Educational Services				CURRENT FINANCES DECEMBER 31, 1990	
STATUTORY EXPENDITURES				ASSETS	
Pensions & F. I. C. A.	149,432.00			Cash Dec. 31, 1990	2,077,565.00
Employee Fringe Benefits	82,653.00			Taxes Receivable	132,128.00
Other Statutory Expenditures				Tax Title Liens	2,721.00
CETA And Other Public Employment Programs				Foreclosed Property	59,720.00
MUNICIPAL FUNCTIONS				Emergencies & Other Deferred Charges	44,550.00
CAPITAL IMPROVEMENTS				State and Federal Aid Receivable	
DEBT SERVICE				Other Receivables	2,355,397.00
Principal Payments	175,200.00			Total	4,672,081.00
Interest Payments	300,292.00			LIABILITIES, RESERVES, AND SURPLUS	
DEFERRED CHARGES				Cash Liabilities	1,338,909.00
SCHOOL, COUNTY, SPECIAL DISTRICT TAXES	6,423,624.30			Reserves for Receivables	2,549,966.00
RESERVE FOR UNCOLLECTED TAXES	272,292.00			Surplus Dec. 31, 1990	783,206.00
EXPENDITURES	10,205,800.10			Total	4,672,081.00



0904

Population 1980 12,242  
 Population 1990 13,425  
 S & P Rating  
 Moody Rating A

General Tax Rate Per \$100. 2.55  
 State Equalized Tax Rate 2.23

## HARRISON TOWN - HUDSON COUNTY

Form of Government  
 Town Council  
 Number of Members - 9

PER CAPITA: PER CENT:  
 Gross Debt 549.60 Gross Debt 1.20  
 Net Debt 100.37 Net Debt .22  
 Debt Service 70.97 Tax Levy Collected 93.34  
 Total Tax Levy 1,053.55 Tax Levy Cancelled, Abated or Adjusted 3.24  
 Municipal Expenditures 1,148.92

EXPENDITURES		REVENUES-REALIZED		1990 PROPERTY TAX	
<b>GENERAL GOVERNMENT</b>				<b>STATE EQUALIZED TAX RATE</b>	
Governing Body & Public Boards	14,500.00	1990 Property Taxes Collected	13,269,058.05	Local District School Taxes .82	5,216,970.50
Municipal Clerk	228,000.00	1990 Payments in Lieu of Taxes	54,897.24	Regional & Consolidated School Tax	
Financial Administration	69,400.00	Delinquent Tax & Lien Collections	244,791.41	School Taxes in Municipal Budget .08	517,281.00
Assessment of Taxes	55,376.00	Business Personalty Replacement Taxes	1,109,918.68	County Taxes .65	4,124,829.04
Collection of Taxes	92,600.00	Taxes from Public Utilities	6,870,010.00	County Library Taxes	
Planning, Housing & Development	36,900.00	Other Miscellaneous Tax Revenues		Local Municipal Purpose Taxes .63	4,295,348.00
Human Resources	69,117.00	State Aid Revenues	579,975.34	Veteran & Senior Citizen Taxes	70,450.00
Elections	7,100.00	Federal Aid Revenues		Total Taxes for Rate Computation 2.23	14,224,878.54
General Administration (other)	709,270.00	State and Local Fiscal Assistance Act Utilized		Special District Taxes	
<b>JUDICIARY</b>		Sole of Acquired Property		Bank Corp. Taxes	
Municipal Courts	210,450.00	Other Miscellaneous Revenues	1,765,610.95	Added and Omitted Taxes	56,557.10
<b>PUBLIC SAFETY</b>		Total	23,894,261.67	Total Taxes Levied - ABSTRACT	14,210,985.64
Fire Protection	2,974,604.00	Prior Years Surplus Appropriated	700,000.00	Total Taxes Billed	14,215,631.87
Police Protection	2,793,685.75	REVENUES TOTAL	24,594,261.67	1990 TAXES COLLECTED	13,269,058.05
Civil Defense & Disaster Control	7,500.00	Reserve For Uncollected Taxes	415,001.00	1990 Taxes Cancelled, Abated or Adjusted	460,522.66
Environmental Inspection & Control	97,374.00	CAPITAL OUTLAY TOTAL	55,836.38	Transfer to Tax Title Liens or Foreclosed	3,811.19
Other Public Safety	32,000.00			Balance Outstanding Dec. 31, 1990	4,82,239.97
<b>PUBLIC WORKS</b>				<b>PRIOR YEARS TAXES OUTSTANDING</b>	
Streets and Drainage	926,411.00	Public Enterprises		Balance January 1, 1990	343,013.30
Sewers and Sewage Processing	1,113,122.00	Recreation-Culture	1,159.33	Collected in 1990	233,284.81
Garbage and Trash Disposal	485,000.00	Public Works		Cancelled, Abated or Adjusted 1990	
Public Buildings and Grounds	400,700.00	Buildings and Grounds	52,799.81	Transfers to Tax Title Liens or Foreclosed	1,641.87
Other Public Works		Library and Education	1,877.24	Balance December 31, 1990	108,086.62
<b>HEALTH and WELFARE</b>		Conservation		<b>TAX TITLE LIENS OUTSTANDING</b>	
Health Services Except Environmental	327,554.00	All Other		Balance January 1, 1990	30,612.88
Welfare-Public Assistance	47,200.00	CAPITAL DEBT AUTHORIZED, DECEMBER 31, 1990		Transfer From Taxes	5,627.72
Hospital, Clinics, First Aid	3,500.00	ISSUED AND UNISSUED		Redeemed in 1990	11,506.60
Animal, Insect, & Rodent Control	7,000.00	School	5,825,000	Cancelled, Abated or Adjusted (1990)	
Other Welfare Services		Self-Liquidating	135,000	Transfers to Foreclosed Property	8,288.06
<b>RECREATION and CONSERVATION</b>		Other	1,419,250	Balance December 31, 1990	16,445.94
Beaches and Boardwalks		Total	7,379,250	<b>PROPERTY ACQUIRED BY DEED OR FORECLOSURE</b>	
Parks, Playgrounds, Shade Trees	303,000.00	ISSUED AND OUTSTANDING		Balance January 1, 1990	16,700.00
Land Reclamation & Conservation		School		Transfers From Taxes or Liens	
Other Recreational Services	220,600.00	Self-Liquidating		Sole for Cash (1990)	
<b>EDUCATION (excluding schools)</b>		Other		Cancelled, Abated or Adjusted (1990)	
Libraries	209,500.00	Total		Balance December 31, 1990	16,700.00
Other Educational Services	7,000.00	EQUALIZED VALUATION BASIS		<b>CURRENT FINANCES DECEMBER 31, 1990</b>	
<b>STATUTORY EXPENDITURES</b>		FOR NET DEBT COMPUTATION	616,077.341	<b>ASSETS</b>	
Pensions & F. I. C. A.	1,050,131.57	REAL PROPERTY VALUATIONS		Cash Dec. 31, 1990	1,507,568.17
Employee Fringe Benefits	1,522,550.00	Code Class # of Parcels % VAL'N		Taxes Receivable	590,326.59
Other Statutory Expenditures	5,000.00	1 Vocont Land 74 .81	4,463,150.00	Tax Title Liens	16,445.94
<b>CETA And Other Public Employment Programs</b>		2 Residential 1839 45.53	251,894,090.00	Foreclosed Property	16,700.00
<b>MUNICIPAL FUNCTIONS</b>		3 Form		Emergencies & Other Deferred Charges	375,365.93
<b>CAPITAL IMPROVEMENTS</b>		4a Commercial 284 12.47	68,997,400.00	State and Federal Aid Receivable	
<b>DEBT SERVICE</b>		4b Industrial 82 36.51	202,023,800.00	Other Receivables	4,274.67
Principal Payments	401,000.00	4c Apartments 78 4.68	25,891,100.00	Total	2,511,281.30
Interest Payments	551,726.29	Total 2357	553,274,540.00	<b>LIABILITIES, RESERVES, AND SURPLUS</b>	
<b>TYPE I SCHL DEBT *MEMO</b>		Land Area 1.20 Sq. Miles		Cash Liabilities	1,488,871.13
<b>DEFERRED CHARGES</b>		Net Valuation Taxable-Municipal	555,040,122	Reserves for Receivables	627,747.20
SCHOOL, COUNTY, SPECIAL DISTRICT TAXES	9,859,080.54	Net Valuation Taxable-County	683,085,300	Surplus Dec. 31, 1990	394,662.97
RESERVE FOR UNCOLLECTED TAXES	415,001.00	State Equalized Valuation	635,527,942	Total	2,511,281.30
<b>EXPENDITURES</b>		State Equalization Ratio	87.30		
TOTAL	25,283,273.15				



0808

Population 1980 3,585  
 Population 1990 4,715  
 S & P Rating  
 Moody Rating BAA1

General Tax Rate Per \$100. 3.54  
 State Equalized Tax Rate 2.23

**HARRISON TWP. - GLOUCESTER COUNTY**  
 Form of Government  
 Township Committee  
 Number of Members - 3

## PER CAPITA:

Gross Debt 1,112.47  
 Net Debt 135.45  
 Debt Service 14.46  
 Total Tax Levy 1,097.42  
 Municipal Expenditures 587.97

## PER CENT:

Gross Debt 3.30  
 Net Debt .40  
 Tax Levy Collected 92.13  
 Tax Levy Cancelled, Abated or Adjusted .21

EXPENDITURES		REVENUES-REALIZED		1990 PROPERTY TAX	
<b>GENERAL GOVERNMENT</b>				<b>STATE EQUALIZED TAX RATE</b>	
Governing Body & Public Boards		1990 Property Taxes Collected	4,770,626.31	Local District School Taxes	1,305,113.50
Municipal Clerk		1990 Payments in Lieu of Taxes		Regional & Consolidated School Tax	1,355,451.32
Financial Administration	54,825.00	Delinquent Tax & Lien Collections	313,866.11	School Taxes in Municipal Budget	
Assessment of Taxes	27,757.00	Business Personalty Replacement Taxes	38,490.36	County Taxes	1,246,463.89
Collection of Taxes	13,706.00	Taxes from Public Utilities	292,547.00	County Library Taxes	48,079.26
Planning, Housing & Development	139,659.08	Other Miscellaneous Tax Revenues		Local Municipal Purpose Taxes	561,693.34
Human Resources	35,548.00	State Aid Revenues	52,924.35	Veteran & Senior Citizen Taxes	30,300.00
Elections	2,849.07	Federal Aid Revenues		Total Taxes for Rate Computation	4,547,101.31
General Administration (other)	167,303.00	State and Local Fiscal Assistance Act Utilized		Special District Taxes	204,030.00
<b>JUDICIARY</b>		Sale of Acquired Property		Bank Corp. Taxes	
Municipal Courts	17,033.00	Other Miscellaneous Revenues	360,354.48	Added and Omitted Taxes	453,517.62
<b>PUBLIC SAFETY</b>		Total	5,833,808.61	Total Taxes Levied - ABSTRACT	5,174,348.93
Fire Protection		Prior Years Surplus Appropriated	503,200.00	Total Taxes Billed	5,178,426.54
Police Protection	344,559.52	REVENUES TOTAL	6,337,008.61	1990 TAXES COLLECTED	4,770,626.31
Civil Defense & Disaster Control	1,950.00	Reserve For Uncollected Taxes	323,389.52	1990 Taxes Cancelled, Abated or Adjusted	11,079.68
Environmental Inspection & Control	71,490.00	<b>CAPITAL OUTLAY TOTAL</b>	56,747.45	Transfer to Tax Title Liens or Foreclosed	5,463.00
Other Public Safety		Public Enterprises		Balance Outstanding Dec. 31, 1990	391,257.55
<b>PUBLIC WORKS</b>		Recreation-Culture		<b>PRIOR YEARS TAXES OUTSTANDING</b>	
Streets and Drainage	94,832.74	Public Works	34,184.00	Balance January 1, 1990	470,913.07
Sewers and Sewage Processing		Buildings and Grounds	22,563.45	Collected in 1990	317,681.13
Garbage and Trash Disposal	277,956.00	Library and Education		Cancelled, Abated or Adjusted 1990	7,366.55
Public Buildings and Grounds	39,581.00	Conservation		Transfers to Tax Title Liens or Foreclosed	
Other Public Works		All Other		Balance December 31, 1990	145,865.39
<b>HEALTH and WELFARE</b>		<b>CAPITAL DEBT AUTHORIZED, DECEMBER 31, 1990</b>		<b>TAX TITLE LIENS OUTSTANDING</b>	
Health Services Except Environmental	2,039.00	ISSUED AND UNISSUED		Balance January 1, 1990	55,749.68
Welfare-Public Assistance	825,922.65	School	3,766,682	Transfer From Taxes	5,463.00
Hospital, Clinics, First Aid		Self-Liquidating	840,000	Redeemed in 1990	1,184.98
Animal, Insect, & Rodent Control	29,262.00	Other	638,633	Cancelled, Abated or Adjusted (1990)	
Other Welfare Services		Total	5,245,315	Transfers to Foreclosed Property	
<b>RECREATION and CONSERVATION</b>		<b>ISSUED AND OUTSTANDING</b>		Balance December 31, 1990	60,027.70
Beaches and Boardwalks		School	3,766,682.94	<b>PROPERTY ACQUIRED BY DEED OR FORECLOSURE</b>	
Parks, Playgrounds, Shade Trees	9,800.00	Self-Liquidating	840,000.00	Balance January 1, 1990	70,600.00
Land Reclamation & Conservation	5,358.00	Other	638,633.00	Transfers From Taxes or Liens	
Other Recreational Services		Total	5,245,315.94	Sole for Cosh (1990)	
<b>EDUCATION (excluding schools)</b>		<b>EQUALIZED VALUATION BASIS FOR NET DEBT COMPUTATION</b>	158,849,665	Cancelled, Abated or Adjusted (1990)	
Libraries		<b>REAL PROPERTY VALUATIONS</b>		Balance December 31, 1990	70,600.00
Other Educational Services	2,100.00	Code Class # of Parcels % VAL'N		<b>CURRENT FINANCES DECEMBER 31, 1990</b>	
<b>STATUTORY EXPENDITURES</b>				<b>ASSETS</b>	
Pensions & F. I. C. A.	65,924.30	1 Vacant Land 595 6.66	8,352,800.00	Cash Dec. 31, 1990	1,513,055.52
Employee Fringe Benefits	68,569.00	2 Residential 1144 72.85	91,314,400.00	Taxes Receivable	537,122.94
Other Statutory Expenditures	5,000.00	3 Farm 514 13.51	16,939,800.00	Tax Title Liens	60,027.70
<b>CETA And Other Public Employment Programs</b>		4a Commercial 61 4.79	5,998,700.00	Foreclosed Property	70,600.00
<b>MUNICIPAL FUNCTIONS TOTAL</b>	2,303,034.36	4b Industrial		Emergencies & Other Deferred Charges	126,093.78
<b>CAPITAL IMPROVEMENTS *MEMO*</b>	1,000.00	4c Apartments 3 2.18	2,731,600.00	State and Federal Aid Receivable	
<b>DEBT SERVICE</b>		Total 2317	125,337,300.00	Other Receivables	64,988.36
Principal Payments	25,000.00	Land Area 19.08 Sq. Miles		Total	2,371,888.30
Interest Payments	43,201.75	Net Valuation Taxable-Municipal	127,700,241	<b>LIABILITIES, RESERVES, AND SURPLUS</b>	
<b>DEFERRED CHARGES</b>	77,594.39	Net Valuation Taxable-County	173,025,716	Cash Liabilities	391,404.06
<b>SCHOOL, COUNTY, SPECIAL DISTRICT TAXES</b>	4,159,137.97	State Equalized Valuation	201,405,819	Reserves for Receivables	732,739.00
<b>RESERVE FOR UNCOLLECTED TAXES</b>	323,389.52	State Equalization Ratio	62.97	Surplus Dec. 31, 1990	1,247,745.24
<b>EXPENDITURES TOTAL</b>	6,931,407.99			Total	2,371,888.30

1509

Population 1980 363  
Population 1990 362  
S & P Rating  
Moody Rating

General Tax Rate Per \$100.

.91

State Equalized Tax Rate

.94

## HARVEY CEDARS BOROUGH - OCEAN CO.

Form of Government

Commission (1911)

Number of Members - 3

PER CAPITA:

Gross Debt 7,488.57  
Net Debt 4,820.67  
Debt Service 34.12  
Total Tax Levy 966.87  
Municipal Expenditures 5,004.47

PER CENT:

Gross Debt .66  
Net Debt .42  
Tax Levy Collected 94.96  
Tax Levy Cancelled, Abated or Adjusted .72

EXPENDITURES		REVENUES-REALIZED		1990 PROPERTY TAX	
GENERAL GOVERNMENT				STATE EQUALIZED TAX RATE	
Governing Body & Public Boards				Local District School Taxes	
Municipal Clerk	18,900.00	1990 Property Taxes Collected		Regional & Consolidated School Tax	
Financial Administration	34,300.00	1990 Payments in Lieu of Taxes		School Taxes in Municipal Budget	
Assessment of Taxes	15,500.00	Delinquent Tax & Lien Collections		County Taxes	
Collection of Taxes	35,000.00	Business Personalty Replacement Taxes		County Library Taxes	
Planning, Housing & Development	11,552.00	Taxes from Public Utilities		Local Municipal Purpose Taxes	
Human Resources	64,511.48	Other Miscellaneous Tax Revenues		Veteran & Senior Citizen Taxes	
Elections	500.00	State Aid Revenues		Total Taxes for Rate Computation	
General Administration (other)	91,627.00	Federal Aid Revenues		Special District Taxes	
JUDICIARY		State and Local Fiscal Assistance Act Utilized		Bank Corp. Taxes	
Municipal Courts	10,000.00	Sale of Acquired Property		Added and Omitted Taxes	
PUBLIC SAFETY		Other Miscellaneous Revenues		Total Taxes Levied - ABSTRACT	
Fire Protection	13,000.00	Total		Total Taxes Billed	
Police Protection	327,238.00	Prior Years Surplus Appropriated		1990 TAXES COLLECTED	
Civil Defense & Disaster Control	2,100.00	REVENUES TOTAL		1990 Taxes Cancelled, Abated or Adjusted	
Environmental Inspection & Control	6,145.00	Reserve For Uncollected Taxes		Transfer to Tax Title Liens or Foreclosed	
Other Public Safety		CAPITAL OUTLAY TOTAL		Balance Outstanding Dec. 31, 1990	
PUBLIC WORKS				PRIOR YEARS TAXES OUTSTANDING	
Streets and Drainage	111,012.00	Public Enterprises		Balance January 1, 1990	
Sewers and Sewage Processing	5,556.00	Recreation-Culture		Collected in 1990	
Garbage and Trash Disposal	265,000.00	Public Works		Cancelled, Abated or Adjusted 1990	
Public Buildings and Grounds	17,000.00	Buildings and Grounds		Transfers to Tax Title Liens or Foreclosed	
Other Public Works		Library and Education		Balance December 31, 1990	
HEALTH and WELFARE		Conservation		TAX TITLE LIENS OUTSTANDING	
Health Services Except Environmental	23,233.00	All Other		Balance January 1, 1990	
Welfare-Public Assistance	1,000.00	CAPITAL DEBT AUTHORIZED, DECEMBER 31, 1990		Transfer From Taxes	
Hospital, Clinics, First Aid	4,000.00	ISSUED AND UNISSUED GROSS DEBT NET DEBT		Redeemed in 1990	
Animal, Insect, & Rodent Control	2,640.00	School		Cancelled, Abated or Adjusted (1990)	
Other Welfare Services		Self-Liquidating		Transfers to Foreclosed Property	
RECREATION and CONSERVATION		Other		Balance December 31, 1990	
Beaches and Boardwalks	102,312.00	Total		PROPERTY ACQUIRED BY DEED OR FORECLOSURE	
Parks, Playgrounds, Shade Trees		ISSUED AND OUTSTANDING		Balance January 1, 1990	
Land Reclamation & Conservation	2,000.00	School		Transfers From Taxes or Liens	
Other Recreational Services	11,300.00	Self-Liquidating		Sale for Cash (1990)	
EDUCATION (excluding schools)		Other		Cancelled, Abated or Adjusted (1990)	
Libraries		Total		Balance December 31, 1990	
Other Educational Services		EQUALIZED VALUATION BASIS		CURRENT FINANCES DECEMBER 31, 1990	
STATUTORY EXPENDITURES		FOR NET DEBT COMPUTATION		ASSETS	
Pensions & F. I. C. A.	65,730.00	REAL PROPERTY VALUATIONS		Cash Dec. 31, 1990	
Employee Fringe Benefits	66,955.00	Code Class # of Parcels % VAL'N ASSESSED VALUATION		Taxes Receivable	
Other Statutory Expenditures	4,260.00	1 Vacant Land 174 6.27 27,298,600.00		Tax Title Liens	
CETA And Other Public Employment Programs		2 Residential 1061 91.53 399,011,400.00		Foreclosed Property	
MUNICIPAL FUNCTIONS TOTAL	1,312,371.48	3 Farm 27 2.10 9,151,500.00		Emergencies & Other Deferred Charges	
CAPITAL IMPROVEMENTS *MEMO*		4a Commercial 27 2.10 9,151,500.00		State and Federal Aid Receivable	
DEBT SERVICE		4b Industrial		Other Receivables	
Principal Payments		4c Apartments		Total	
Interest Payments	12,350.00	Total 1262 435,461,500.00		LIABILITIES, RESERVES, AND SURPLUS	
DEFERRED CHARGES	15,371.56	Land Area .55 Sq. Miles		Cash Liabilities	
SCHOOL, COUNTY, SPECIAL DISTRICT TAXES	2,824,124.39	Net Valuation Taxable-Municipal		Reserves for Receivables	
RESERVE FOR UNCOLLECTED TAXES	471,524.88	Net Valuation Taxable-County		Surplus Dec. 31, 1990	
EXPENDITURES TOTAL	4,635,742.31	State Equalized Valuation		Total	
		State Equalization Ratio			



0225

Population 1980 **12,166**  
 Population 1990 **11,488**  
 S & P Rating  
 Moody Rating **A**

General Tax Rate Per \$100. **2.51**  
 State Equalized Tax Rate **1.82**

## HASBROUCK HEIGHTS BORO. - BERGEN CO.

Form of Government  
**Borough Council**  
 Number of Members - 6

PER CAPITA:  
 Gross Debt **530.68**  
 Net Debt **396.05**  
 Debt Service **45.22**  
 Total Tax Levy **1,531.82**  
 Municipal Expenditures **733.43**

PER CENT:  
 Gross Debt **.63**  
 Net Debt **.47**  
 Tax Levy Collected **95.71**  
 Tax Levy Cancelled, Abated or Adjusted **.39**

EXPENDITURES		REVENUES-REALIZED		1990 PROPERTY TAX	
<b>GENERAL GOVERNMENT</b>				<b>STATE EQUALIZED TAX RATE</b>	
Governing Body & Public Boards	19,352.00	1990 Property Taxes Collected	16,852,910.80	Local District School Taxes	.90 8,674,399.50
Municipal Clerk	72,742.00	1990 Payments in Lieu of Taxes		Regional & Consolidated School Tax	
Financial Administration	24,000.00	Delinquent Tax & Lien Collections	214,116.85	School Taxes in Municipal Budget	
Assessment of Taxes	64,803.84	Business Personalty Replacement Taxes	103,307.76	County Taxes	.24 2,352,229.47
Collection of Taxes	64,117.04	Taxes from Public Utilities	807,264.00	County Library Taxes	
Planning, Housing & Development	101,609.00	Other Miscellaneous Tax Revenues		Local Municipal Purpose Taxes	.67 6,468,238.00
Human Resources	113,187.00	State Aid Revenues	216,300.72	Veteran & Senior Citizen Taxes	131,150.00
Elections	5,673.55	Federal Aid Revenues		Total Taxes for Rate Computation	1.81 17,626,016.97
General Administration (other)	587,563.57	State and Local Fiscal Assistance Act Utilized		Special District Taxes	
<b>JUDICIARY</b>		Sale of Acquired Property		Bank Corp. Taxes	
Municipal Courts	67,832.00	Other Miscellaneous Revenues	630,661.17	Added and Omitted Taxes	102,690.41
<b>PUBLIC SAFETY</b>		Total	18,824,561.30	Total Taxes Levied - ABSTRACT	17,597,557.38
Fire Protection	202,659.00	Prior Years Surplus Appropriated	325,000.00	Total Taxes Billed	17,608,414.35
Police Protection	1,820,282.44	REVENUES TOTAL	19,149,561.30	1990 TAXES COLLECTED	16,852,910.80
Civil Defense & Disaster Control	1,800.00	Reserve For Uncollected Taxes	610,900.00	1990 Taxes Cancelled, Abated or Adjusted	68,648.50
Environmental Inspection & Control	62,247.84			Transfer to Tax Title Liens or Foreclosed	4,598.32
Other Public Safety		<b>CAPITAL OUTLAY</b>	<b>TOTAL</b>	Balance Outstanding Dec. 31, 1990	682,265.73
<b>PUBLIC WORKS</b>				<b>PRIOR YEARS TAXES OUTSTANDING</b>	
Streets and Drainage	263,657.99	Public Enterprises		Balance January 1, 1990	214,602.75
Sewers and Sewage Processing	635,731.80	Recreation-Culture		Collected in 1990	214,116.85
Garbage and Trash Disposal	1,159,179.83	Public Works	143,067.27	Cancelled, Abated or Adjusted 1990	485.90
Public Buildings and Grounds	55,429.39	Buildings and Grounds	976,963.36	Transfers to Tax Title Liens or Foreclosed	
Other Public Works	44,500.00	Library and Education	86,456.20	Balance December 31, 1990	
<b>HEALTH and WELFARE</b>		Conservation		<b>TAX TITLE LIENS OUTSTANDING</b>	
Health Services Except Environmental	56,146.96	All Other		Balance January 1, 1990	30,437.55
Welfare-Public Assistance	18,700.00			Transfer From Taxes	4,128.95
Hospital, Clinics, First Aid		<b>CAPITAL DEBT AUTHORIZED, DECEMBER 31, 1990</b>		Redeemed in 1990	
Animal, Insect, & Rodent Control	8,400.00	<b>ISSUED AND UNISSUED</b>	<b>GROSS DEBT</b>	Cancelled, Abated or Adjusted (1990)	
Other Welfare Services		School	1,546,000	Transfers to Foreclosed Property	
<b>RECREATION and CONSERVATION</b>		Self-Liquidating		Balance December 31, 1990	34,566.50
Beaches and Boardwalks		Other	4,550,464	<b>PROPERTY ACQUIRED BY DEED OR FORECLOSURE</b>	
Parks, Playgrounds, Shade Trees	235,978.00	Total	6,096,464	Balance January 1, 1990	313,430.00
Land Reclamation & Conservation	180,549.57			Transfers From Taxes or Liens	
Other Recreational Services	58,142.54	<b>ISSUED AND OUTSTANDING</b>		Sale for Cash (1990)	
<b>EDUCATION (excluding schools)</b>		School	1,546,000.00	Cancelled, Abated or Adjusted (1990)	
Libraries	265,331.00	Self-Liquidating	3,799,000.00	Balance December 31, 1990	313,430.00
Other Educational Services		Other	5,345,000.00	<b>CURRENT FINANCES DECEMBER 31, 1990</b>	
<b>STATUTORY EXPENDITURES</b>		Total		<b>ASSETS</b>	
Pensions & F. I. C. A.	494,779.49	<b>EQUALIZED VALUATION BASIS</b>		Cash Dec. 31, 1990	1,209,047.29
Employee Fringe Benefits	417,894.00	<b>FOR NET DEBT COMPUTATION</b>	970,483,829	Taxes Receivable	682,265.73
Other Statutory Expenditures	100.00	<b>REAL PROPERTY VALUATIONS</b>		Tax Title Liens	34,566.50
CETA And Other Public Employment Programs		Code Class # of Parcels % VAL'N	<b>ASSESSED VALUATION</b>	Foreclosed Property	313,430.00
<b>MUNICIPAL FUNCTIONS</b>	<b>TOTAL</b>	1 Vacant Land 130 .68	4,716,400.00	Emergencies & Other Deferred Charges	9,000.00
<b>CAPITAL IMPROVEMENTS</b>	<b>*MEMO*</b>	2 Residential 3267 71.77	499,692,088.00	State and Federal Aid Receivable	1,488.37
<b>DEBT SERVICE</b>		3 Farm		Other Receivables	2,256,014.38
Principal Payments	275,000.00	4a Commercial 184 22.35	155,621,810.00		
Interest Payments	244,477.73	4b Industrial 12 1.53	10,640,000.00	<b>LIABILITIES, RESERVES, AND SURPLUS</b>	
		4c Apartments 25 3.67	25,569,700.00	Cash Liabilities	651,630.80
		Total 3618	696,239,998.00	Reserves for Receivables	1,036,478.72
<b>DEFERRED CHARGES</b>		Land Area 1.50 Sq. Miles		Surplus Dec. 31, 1990	567,904.86
SCHOOL, COUNTY, SPECIAL DISTRICT TAXES	11,026,628.97	Net Valuation Taxable-Municipal	697,394,101		
RESERVE FOR UNCOLLECTED TAXES	610,900.00	Net Valuation Taxable-County	1,022,630,703		
<b>EXPENDITURES</b>	<b>TOTAL</b>	State Equalized Valuation	962,811,559		
		State Equalization Ratio	72.40		



0226

Population 1980 3,509  
 Population 1990 3,384  
 S & P Rating  
 Moody Rating A1

General Tax Rate Per \$100. 1.76  
 State Equalized Tax Rate 1.56

**HAWORTH BOROUGH - BERGEN COUNTY**  
 Form of Government  
 Borough Council  
 Number of Members - 6

PER CAPITA:  
 Gross Debt 1,863.78  
 Net Debt 1,788.11  
 Debt Service 212.84  
 Total Tax Levy 2,037.64  
 Municipal Expenditures 989.69

PER CENT:  
 Gross Debt 1.52  
 Net Debt 1.45  
 Tax Levy Collected 99.26  
 Tax Levy Cancelled, Abated or Adjusted .05

EXPENDITURES		REVENUES-REALIZED		1990 PROPERTY TAX	
<b>GENERAL GOVERNMENT</b>				<b>STATE EQUALIZED TAX RATE</b>	
Governing Body & Public Boards		1990 Property Taxes Collected	6,886,395.00	Local District School Taxes	.51 2,246,265.50
Municipal Clerk		1990 Payments in Lieu of Taxes		Regional & Consolidated School Tax	.33 1,477,535.03
Financial Administration	45,506.00	Delinquent Tax & Lien Collections	334.24	School Taxes in Municipal Budget	
Assessment of Taxes	10,737.00	Business Personalty Replacement Taxes	19,974.00	County Taxes	.23 1,033,117.44
Collection of Taxes	22,283.00	Taxes from Public Utilities	507,321.00	County Library Taxes	
Planning, Housing & Development	11,750.00	Other Miscellaneous Tax Revenues		Local Municipal Purpose Taxes	.42 2,124,462.00
Human Resources	300.00	State Aid Revenues	40,046.00	Veteran & Senior Citizen Taxes	
Elections	900.00	Federal Aid Revenues		Total Taxes for Rate Computation	1.55 6,900,829.97
General Administration (other)	289,891.10	State and Local Fiscal Assistance Act Utilized		Special District Taxes	
<b>JUDICIARY</b>		Sale of Acquired Property		Bank Corp. Taxes	
Municipal Courts	47,163.00	Other Miscellaneous Revenues	450,176.00	Added and Omitted Taxes	20,752.00
<b>PUBLIC SAFETY</b>		Total	7,904,246.24	Total Taxes Levied - ABSTRACT	6,902,131.97
Fire Protection	83,373.00	Prior Years Surplus Appropriated	421,000.00	Total Taxes Billed	6,937,627.00
Police Protection	678,544.00	<b>REVENUES TOTAL</b>	8,325,246.24	<b>1990 TAXES COLLECTED</b>	6,886,395.00
Civil Defense & Disaster Control	400.00	Reserve For Uncollected Taxes	125,000.00	1990 Taxes Cancelled, Abated or Adjusted	3,543.00
Environmental Inspection & Control	18,354.00	<b>CAPITAL OUTLAY TOTAL</b>	613,913.00	Transfer to Tax Title Liens or Foreclosed	959.00
Other Public Safety				Balance Outstanding Dec. 31, 1990	46,730.00
<b>PUBLIC WORKS</b>				<b>PRIOR YEARS TAXES OUTSTANDING</b>	
Streets and Drainage	176,518.00	Public Enterprises		Balance January 1, 1990	33,637.00
Sewers and Sewage Processing	4,725.00	Recreation-Culture		Collected in 1990	33,424.00
Garbage and Trash Disposal	521,238.00	Public Works	119,745.00	Cancelled, Abated or Adjusted 1990	
Public Buildings and Grounds	27,118.00	Buildings and Grounds	494,168.00	Transfers to Tax Title Liens or Foreclosed	
Other Public Works		Library and Education		Balance December 31, 1990	213.00
<b>HEALTH and WELFARE</b>		Conservation		<b>TAX TITLE LIENS OUTSTANDING</b>	
Health Services Except Environmental	8,059.00	All Other		Balance January 1, 1990	6,966.00
Welfare-Public Assistance	525.00	<b>CAPITAL DEBT AUTHORIZED, DECEMBER 31, 1990</b>		Transfer From Taxes	959.00
Hospital, Clinics, First Aid		<b>ISSUED AND UNISSUED</b>		Redeemed in 1990	
Animal, Insect, & Rodent Control		School		Cancelled, Abated or Adjusted (1990)	
Other Welfare Services		Self-Liquidating		Transfers to Foreclosed Property	
<b>RECREATION and CONSERVATION</b>		Other	6,323,968	Balance December 31, 1990	7,925.00
Beaches and Boardwalks		Total	6,323,968	<b>PROPERTY ACQUIRED BY DEED OR FORECLOSURE</b>	
Parks, Playgrounds, Shade Trees	153,771.00	<b>ISSUED AND OUTSTANDING</b>		Balance January 1, 1990	42,335.00
Land Reclamation & Conservation	94,915.00	School		Transfers From Taxes or Liens	
Other Recreational Services	16,607.00	Self-Liquidating		Sale for Cash (1990)	
<b>EDUCATION (excluding schools)</b>		Other		Cancelled, Abated or Adjusted (1990)	
Libraries	58,000.00	Total		Balance December 31, 1990	42,335.00
Other Educational Services		<b>EQUALIZED VALUATION BASIS</b>		<b>CURRENT FINANCES DECEMBER 31, 1990</b>	
<b>STATUTORY EXPENDITURES</b>		<b>FOR NET DEBT COMPUTATION</b>	415,895,860	<b>ASSETS</b>	
Pensions & F. I. C. A.	136,084.00	<b>REAL PROPERTY VALUATIONS</b>		Cash Dec. 31, 1990	710,020.00
Employee Fringe Benefits	92,617.00	Code Class # of Parcels % VAL'N		Taxes Receivable	46,943.00
Other Statutory Expenditures		1 Vacant Land 55 1.30	5,099,500.00	Tax Title Liens	7,925.00
<b>CETA And Other Public Employment Programs</b>		2 Residential 1111 85.79	336,812,200.00	Foreclosed Property	42,335.00
<b>MUNICIPAL FUNCTIONS TOTAL</b>	2,499,378.10	3 Farm		Emergencies & Other Deferred Charges	21,600.00
<b>CAPITAL IMPROVEMENTS *MEMO*</b>	19,900.00	4a Commercial 48 12.92	50,709,000.00	State and Federal Aid Receivable	
<b>DEBT SERVICE</b>		4b Industrial		Other Receivables	36,649.00
Principal Payments	307,976.00	4c Apartments		Total	865,472.00
Interest Payments	412,271.00	Total	1214	<b>LIABILITIES, RESERVES, AND SURPLUS</b>	
<b>DEFERRED CHARGES</b>	4,488.00	Land Area 1.97 Sq. Miles		Cash Liabilities	268,698.00
<b>SCHOOL, COUNTY, SPECIAL DISTRICT TAXES</b>	4,756,917.97	Net Valuation Taxable-Municipal	393,004,239	Reserves for Receivables	133,852.00
<b>RESERVE FOR UNCOLLECTED TAXES</b>	125,000.00	Net Valuation Taxable-County	432,183,404	Surplus Dec. 31, 1990	462,922.00
<b>EXPENDITURES TOTAL</b>	8,106,031.07	State Equalized Valuation	446,123,028	Total	865,472.00
		State Equalization Ratio	88.48		

1604  
 Population 1980 18,200  
 Population 1990 17,084  
 S & P Rating  
 Moody Rating A  
 General Tax Rate Per \$100. 1.71  
 State Equalized Tax Rate 1.77

HAWTHORNE BOROUGH - PASSAIC CO.  
 Form of Government  
 Commission (1911)  
 Number of Members - 3

PER CAPITA:  
 Gross Debt 434.25  
 Net Debt 308.12  
 Debt Service 34.23  
 Total Tax Levy 1,375.70  
 Municipal Expenditures 518.58  
 PER CENT:  
 Gross Debt .58  
 Net Debt .41  
 Tax Levy Collected 97.54  
 Tax Levy Cancelled, Abated or Adjusted .32

EXPENDITURES		REVENUES-REALIZED		1990 PROPERTY TAX	
GENERAL GOVERNMENT				STATE EQUALIZED TAX RATE .75	
Governing Body & Public Boards		1990 Property Taxes Collected	23,020,913.00	Local District School Taxes	12,642,091.39
Municipal Clerk		1990 Payments in Lieu of Taxes		Regional & Consolidated School Tax	
Financial Administration	23,000.00	Delinquent Tax & Lien Collections	333,490.03	School Taxes in Municipal Budget	
Assessment of Taxes	72,592.00	Business Personalty Replacement Taxes	278,340.12	County Taxes	5,920,690.12
Collection of Taxes	117,948.00	Taxes from Public Utilities	1,068,828.00	County Library Taxes	
Planning, Housing & Development	66,700.00	Other Miscellaneous Tax Revenues		Local Municipal Purpose Taxes	4,866,683.00
Human Resources	71,966.00	State Aid Revenues	143,843.76	Veteran & Senior Citizen Taxes	217,600.00
Elections		Federal Aid Revenues		Total Taxes for Rate Computation	23,647,064.51
General Administration (other)	602,049.00	State and Local Fiscal Assistance Act Utilized		Special District Taxes	
JUDICIARY		Sale of Acquired Property		Bank Corp. Taxes	
Municipal Courts	73,250.00	Other Miscellaneous Revenues	1,234,422.79	Added and Omitted Taxes	72,998.54
PUBLIC SAFETY		Total	26,079,937.70	Total Taxes Levied - ABSTRACT	23,502,463.05
Fire Protection	211,341.70	Prior Years Surplus Appropriated	1,300,000.00	Total Taxes Billed	23,601,979.97
Police Protection	1,295,709.00	REVENUES TOTAL	27,379,837.70	1990 TAXES COLLECTED	23,020,913.00
Civil Defense & Disaster Control	3,655.00	Reserve For Uncollected Taxes	1,239,210.00	1990 Taxes Cancelled, Abated or Adjusted	75,337.47
Environmental Inspection & Control	83,826.00	CAPITAL OUTLAY TOTAL	928,259.17	Transfer to Tax Title Liens or Foreclosed	3,040.38
Other Public Safety				Balance Outstanding Dec. 31, 1990	502,689.12
PUBLIC WORKS				PRIOR YEARS TAXES OUTSTANDING	
Streets and Drainage	435,915.00	Public Enterprises	96,876.14	Balance January 1, 1990	437,340.68
Sewers and Sewage Processing	689,765.30	Recreation-Culture	23,770.35	Collected in 1990	333,290.03
Garbage and Trash Disposal	1,340,000.00	Public Works	633,576.26	Cancelled, Abated or Adjusted 1990	
Public Buildings and Grounds		Buildings and Grounds	167,021.87	Transfers to Tax Title Liens or Foreclosed	784.91
Other Public Works	109,220.00	Library and Education	7,014.05	Balance December 31, 1990	103,265.74
HEALTH and WELFARE		Conservation		TAX TITLE LIENS OUTSTANDING	
Health Services Except Environmental	213,368.00	All Other		Balance January 1, 1990	
Welfare-Public Assistance	6,412.00	CAPITAL DEBT AUTHORIZED, DECEMBER 31, 1990		Transfer From Taxes	3,825.29
Hospital, Clinics, First Aid		ISSUED AND UNISSUED		Redeemed in 1990	200.00
Animal, Insect, & Rodent Control		GROSS DEBT		Cancelled, Abated or Adjusted (1990)	
Other Welfare Services		School	420,000	Transfers to Foreclosed Property	
RECREATION and CONSERVATION		Self-Liquidating	1,606,982	Balance December 31, 1990	3,625.29
Beaches and Boardwalks		Other	5,391,820	PROPERTY ACQUIRED BY DEED OR FORECLOSURE	
Parks, Playgrounds, Shade Trees	33,255.00	Total	7,418,802	Balance January 1, 1990	37,055.00
Land Reclamation & Conservation	277,902.00	ISSUED AND OUTSTANDING		Transfers From Taxes or Liens	
Other Recreational Services	141,843.00	School	420,000.00	Sale for Cash (1990)	
EDUCATION (excluding schools)		Self-Liquidating	199,000.00	Cancelled, Abated or Adjusted (1990)	
Libraries	373,224.00	Other	4,844,070.00	Balance December 31, 1990	37,055.00
Other Educational Services		Total	5,463,070.00	CURRENT FINANCES DECEMBER 31, 1990	
STATUTORY EXPENDITURES		EQUALIZED VALUATION BASIS FOR NET DEBT COMPUTATION	1,280,643,572	ASSETS	
Pensions & F. I. C. A.	436,703.00	REAL PROPERTY VALUATIONS		Cash Dec. 31, 1990	3,135,801.00
Employee Fringe Benefits	295,000.00	Code Class # of Parcels % VAL'N		Taxes Receivable	605,954.86
Other Statutory Expenditures	100.00	1 Vacant Land 205 1.14	15,649,800.00	Tax Title Liens	3,625.29
CETA And Other Public Employment Programs		2 Residential 5180 79.99	1,098,667,530.00	Foreclosed Property	37,055.00
MUNICIPAL FUNCTIONS TOTAL	6,985,334.00	3 Farm 285 9.51	130,647,400.00	Emergencies & Other Deferred Charges	66,561.00
CAPITAL IMPROVEMENTS *MEMO*	85,000.00	4a Commercial 110 7.29	100,097,500.00	State and Federal Aid Receivable	13,152.00
DEBT SERVICE		4b Industrial 17 2.07	28,398,500.00	Other Receivables	4,921.26
Principal Payments	277,125.00	Total	1,373,460,730.00	Total	3,867,070.41
Interest Payments	307,695.62	Land Area 3.44 Sq. Miles		LIABILITIES, RESERVES, AND SURPLUS	
DEFERRED CHARGES	50,000.00	Net Valuation Taxable-Municipal	1,376,170,926	Cash Liabilities	1,416,287.46
SCHOOL, COUNTY, SPECIAL DISTRICT TAXES	18,562,781.51	Net Valuation Taxable-County	1,330,715,145	Reserves for Receivables	651,556.41
RESERVE FOR UNCOLLECTED TAXES	1,239,210.00	State Equalized Valuation	1,328,956,556	Surplus Dec. 31, 1990	1,799,226.54
EXPENDITURES TOTAL	27,422,146.13	State Equalization Ratio	103.56	Total	3,867,070.41



1339

Population 1980 23,013

Population 1990 21,976

S &amp; P Rating

Moody Rating

A

General Tax Rate Per \$100.

3.51

State Equalized Tax Rate

2.04

## HAZLET TOWNSHIP - MONMOUTH CO.

Form of Government

Township Committee

Number of Members - 5

PER CAPITA:

Gross Debt

651.85

Net Debt

361.20

Debt Service

39.46

Total Tax Levy

1,002.54

Municipal Expenditures

352.56

PER CENT:

Gross Debt

1.43

Net Debt

.79

Tax Levy Collected

96.32

Tax Levy Cancelled, Abated

or Adjusted

EXPENDITURES		REVENUES-REALIZED		1990 PROPERTY TAX	
GENERAL GOVERNMENT		1990 Property Taxes Collected		STATE EQUALIZED TAX RATE	
Governing Body & Public Boards			21,221,733.19	Local District School Taxes	1.25
Municipal Clerk		1990 Payments in Lieu of Taxes	138,654.00	Regional & Consolidated School Tax	
Financial Administration	78,383.60	Delinquent Tax & Lien Collections	413,390.86	School Taxes in Municipal Budget	
Assessment of Taxes	69,842.65	Business Personalty Replacement Taxes	180,213.88	County Taxes	.42 *
Collection of Taxes	73,080.54	Taxes from Public Utilities	1,000,022.00	County Library Taxes	.01
Planning, Housing & Development	37,440.00	Other Miscellaneous Tax Revenues		Local Municipal Purpose Taxes	.35
Human Resources	137,026.04	State Aid Revenues	237,968.64	Veteran & Senior Citizen Taxes	
Elections		Federal Aid Revenues		Total Taxes for Rate Computation	2.03
General Administration (other)	1,030,435.10	State and Local Fiscal Assistance Act Utilized		Special District Taxes	
JUDICIARY		Sale of Acquired Property		Bank Corp. Taxes	
Municipal Courts	119,360.00	Other Miscellaneous Revenues	1,198,697.26	Added and Omitted Taxes	
PUBLIC SAFETY		Total	24,390,729.83	Total Taxes Levied - ABSTRACT	
Fire Protection	38,225.00	Prior Years Surplus Appropriated	1,060,000.00	Total Taxes Billed	
Police Protection	2,069,298.74	REVENUES TOTAL	25,450,729.83	1990 TAXES COLLECTED	
Civil Defense & Disaster Control	11,911.00	Reserve For Uncollected Taxes	508,643.06	1990 Taxes Cancelled, Abated or Adjusted	
Environmental Inspection & Control	63,392.45	CAPITAL OUTLAY TOTAL	1,504,912.00	Transfer to Tax Title Liens or Foreclosed	
Other Public Safety				Balance Outstanding Dec. 31, 1990	
PUBLIC WORKS				PRIOR YEARS TAXES OUTSTANDING	
Streets and Drainage	506,238.59	Public Enterprises	128,822.73	Balance January 1, 1990	
Sewers and Sewage Processing		Recreation-Culture	14,495.65	Collected in 1990	
Garbage and Trash Disposal		Public Works	131,753.14	Cancelled, Abated or Adjusted 1990	
Public Buildings and Grounds	223,810.00	Buildings and Grounds	1,229,840.48	Transfers to Tax Title Liens or Foreclosed	
Other Public Works		Library and Education		Balance December 31, 1990	
HEALTH and WELFARE		Conservation		TAX TITLE LIENS OUTSTANDING	
Health Services Except Environmental	169,232.12	All Other		Balance January 1, 1990	
Welfare-Public Assistance	21,338.20	CAPITAL DEBT AUTHORIZED, DECEMBER 31, 1990		Transfer From Taxes	
Hospital, Clinics, First Aid	2,700.00	ISSUED AND UNISSUED		Redeemed in 1990	
Animal, Insect, & Rodent Control	5,000.00	School	5,864,000.00	Cancelled, Abated or Adjusted (1990)	
Other Welfare Services	5,600.00	Self-Liquidating	212,610	Transfers to Foreclosed Property	
RECREATION and CONSERVATION		Other	8,248,475	Balance December 31, 1990	
Beaches and Boardwalks		Total	14,325,085	PROPERTY ACQUIRED BY DEED OR	
Parks, Playgrounds, Shade Trees		ISSUED AND OUTSTANDING		FORECLOSURE	
Land Reclamation & Conservation	363,034.08	School	5,864,000.00	Balance January 1, 1990	
Other Recreational Services	109,128.72	Self-Liquidating	210,875.00	Transfers From Taxes or Liens	
EDUCATION (excluding schools)		Other	8,219,000.00	Sale for Cash (1990)	
Libraries	32,581.00	Total	14,293,875.00	Cancelled, Abated or Adjusted (1990)	
Other Educational Services		EQUALIZED VALUATION BASIS		Balance December 31, 1990	
STATUTORY EXPENDITURES		FOR NET DEBT COMPUTATION		CURRENT FINANCES DECEMBER 31, 1990	
Pensions & F. I. C. A.	540,131.70	REAL PROPERTY VALUATIONS		ASSETS	
Employee Fringe Benefits	496,378.90	Code Class # of Parcels % VAL'N		Cash Dec. 31, 1990	
Other Statutory Expenditures		1 Vacant Land 390 2.22	13,355,350.00	Taxes Receivable	
CETA And Other Public Employment Programs		2 Residential 5932 33.03	499,303,150.00	Tax Title Liens	
MUNICIPAL FUNCTIONS		3 Farm 3 .10	644,000.00	Foreclosed Property	
CAPITAL IMPROVEMENTS		4a Commercial 243 13.16	79,107,500.00	Emergencies & Other Deferred Charges	
DEBT SERVICE		4b Industrial 3 1.43	8,569,900.00	State and Federal Aid Receivable	
Principal Payments	505,500.00	4c Apartments		Other Receivables	
Interest Payments	361,570.94	Total	600,979,900.00	Total	
DEFERRED CHARGES		Land Area 5.60 Sq. Miles		LIABILITIES, RESERVES, AND SURPLUS	
SCHOOL, COUNTY, SPECIAL DISTRICT TAXES		Net Valuation Taxable-Municipal	602,519,690	Cash Liabilities	
RESERVE FOR UNCOLLECTED TAXES		Net Valuation Taxable-County	1,055,717,096	Reserves for Receivables	
EXPENDITURES TOTAL		State Equalized Valuation	1,035,928,602	Surplus Dec. 31, 1990	
		State Equalization Ratio	58.10	Total	



1206  
Population 1980 955  
Population 1990 1,211  
S & P Rating  
Moody Rating BAA

General Tax Rate Per \$100. 3.45  
State Equalized Tax Rate 1.99

HELMETTA BOROUGH - MIDDLESEX CO.  
Form of Government  
Borough Council  
Number of Members - 6

PER CAPITA:  
Gross Debt 1,515.90  
Net Debt 600.12  
Debt Service 58.62  
Total Tax Levy 1,167.43  
Municipal Expenditures 716.37

PER CENT:  
Gross Debt 3.16  
Net Debt 1.25  
Tax Levy Collected 95.15  
Tax Levy Cancelled, Aboted or Adjusted .02

EXPENDITURES		REVENUES-REALIZED		1990 PROPERTY TAX	
GENERAL GOVERNMENT				STATE EQUALIZED TAX RATE 1.99	
Governing Body & Public Boards		1990 Property Taxes Collected 1,346,583.64		Local District School Taxes 758,551.00	
Municipal Clerk				Regional & Consolidated School Tax	
Financial Administration	15,725.00	1990 Payments in Lieu of Taxes 58,181.34		School Taxes in Municipal Budget	
Assessment of Taxes	9,250.00	Delinquent Tax & Lien Collections 68,541.32		County Taxes .35 242,140.64	
Collection of Taxes	8,950.00	Business Personalty Replacement Taxes 71,431.00		County Library Taxes	
Planning, Housing & Development	6,475.00	Taxes from Public Utilities		Local Municipal Purpose Taxes .54 375,436.20	
Human Resources	35,333.77	Other Miscellaneous Tax Revenues		Veteran & Senior Citizen Taxes 10,750.00	
Elections	427.59	State Aid Revenues 5,820.85		Total Taxes for Rote Computation 1.99 1,386,877.84	
General Administration (other)	247,238.00	Federal Aid Revenues		Special District Taxes	
JUDICIARY		State and Local Fiscal Assistance Act Utilized		Bank Corp. Taxes	
Municipal Courts	11,050.00	Sale of Acquired Property		Added and Omitted Taxes 37,623.93	
PUBLIC SAFETY		Other Miscellaneous Revenues 127,065.46		Total Taxes Levied - ABSTRACT 1,413,751.77	
Fire Protection	13,278.00	Total 1,677,623.61		Total Taxes Billed 1,415,275.65	
Police Protection	98,318.50	Prior Years Surplus Appropriated 75,635.20		1990 TAXES COLLECTED 1,346,583.64	
Civil Defense & Disaster Control	100.00	REVENUES TOTAL 1,753,258.81		1990 Taxes Cancelled, Aboted or Adjusted 279.45	
Environmental Inspection & Control	33,150.00	Reserve For Uncollected Taxes 71,569.91		Transfer to Tax Title Liens or Foreclosed 20.70	
Other Public Safety		CAPITAL OUTLAY TOTAL 84,372.85		Balance Outstanding Dec. 31, 1990 68,391.86	
PUBLIC WORKS				PRIOR YEARS TAXES OUTSTANDING	
Streets and Drainage	37,800.00	Public Enterprises 8,574.00		Balance January 1, 1990 73,124.21	
Sewers and Sewage Processing		Recreation-Culture 53,939.50		Collected in 1990 58,181.34	
Garbage and Trash Disposal	82,000.00	Public Works 21,859.35		Cancelled, Abated or Adjusted 1990	
Public Buildings and Grounds	3,000.00	Buildings and Grounds		Transfers to Tax Title Liens or Foreclosed	
Other Public Works	5,250.00	Library and Education		Balance December 31, 1990 14,942.87	
HEALTH and WELFARE		Conservation		TAX TITLE LIENS OUTSTANDING	
Health Services Except Environmental	2,875.05	All Other		Balance January 1, 1990 1,696.64	
Welfare-Public Assistance	330.00	CAPITAL DEBT AUTHORIZED, DECEMBER 31, 1990		Transfer From Taxes 20.70	
Hospital, Clinics, First Aid		ISSUED AND UNISSUED GROSS DEBT NET DEBT		Redeemed in 1990	
Animal, Insect, & Rodent Control		Schaal 934,000		Cancelled, Abated or Adjusted (1990)	
Other Welfare Services		Self-Liquidating 901,750		Transfers to Foreclosed Property	
RECREATION and CONSERVATION		Other 1,835,750		Balance December 31, 1990 1,717.34	
Beaches and Boardwalks	25.00	Total 726,750		PROPERTY ACQUIRED BY DEED OR FORECLOSURE	
Parks, Playgrounds, Shade Trees		ISSUED AND OUTSTANDING		Balance January 1, 1990 29,800.00	
Land Reclamation & Conservation	12,300.00	Schaal		Transfers From Taxes or Liens	
Other Recreational Services	1,000.00	Self-Liquidating 575,000.00		Sale for Cash (1990)	
EDUCATION (excluding schools)		Other 293,000.00		Cancelled, Abated or Adjusted (1990)	
Libraries		Total 868,000.00		Balance December 31, 1990 29,800.00	
Other Educational Services		EQUALIZED VALUATION BASIS		CURRENT FINANCES DECEMBER 31, 1990	
STATUTORY EXPENDITURES		FOR NET DEBT COMPUTATION 58,094,748		ASSETS	
Pensions & F. I. C. A.	23,883.91	REAL PROPERTY VALUATIONS		Cash Dec. 31, 1990 563,065.86	
Employee Fringe Benefits	14,810.00	Code Class # of Parcels % VAL'N ASSESSED VALUATION		Taxes Receivable 83,334.73	
Other Statutory Expenditures	2,550.00	1 Vacant Land 259 7.41 2,943,200.00		Tax Title Liens 1,717.34	
CETA And Other Public Employment Programs		2 Residential 486 77.93 30,956,300.00		Foreclosed Property 29,800.00	
MUNICIPAL FUNCTIONS TOTAL 670,119.32		3 Farm 6 2.21 877,500.00		Emergencies & Other Deferred Charges 85,696.00	
CAPITAL IMPROVEMENTS *MEMO* 25,000.00		4a Commercial 27 12.45 4,947,700.00		State and Federal Aid Receivable 1,144.68	
DEBT SERVICE		4c Apartments 778 39,724,700.00		Other Receivables 70.23	
Principal Payments 33,300.00		Total 778		Total 764,828.84	
Interest Payments 32,633.27		Land Area .30 Sq. Miles		LIABILITIES, RESERVES, AND SURPLUS	
DEFERRED CHARGES 54,854.18		Net Valuation Taxable-Municipal 39,968,434		Cosh Liabilities 457,890.75	
SCHOOL, COUNTY, SPECIAL DISTRICT TAXES 1,000,691.64		Net Valuation Taxable-County 69,997,114		Reserves for Receivables 114,922.30	
RESERVE FOR UNCOLLECTED TAXES 71,569.91		State Equalized Valuation 68,959,700		Surplus Dec. 31, 1990 192,015.79	
EXPENDITURES TOTAL 1,868,218.82		State Equalization Ratio 57.81		Total 764,828.84	

0419

Population 1980 1,250  
 Population 1990 1,045  
 S & P Rating  
 Moody Rating

General Tax Rate Per \$100. 4.04  
 State Equalized Tax Rate 2.55

**HI-NELLA BOROUGH - CAMDEN COUNTY**  
 Form of Government  
 Borough Council  
 Number of Members - 6

PER CAPITA:  
 Gross Debt 76.50  
 Net Debt 32.47  
 Debt Service  
 Total Tax Levy 554.58  
 Municipal Expenditures 391.11

PER CENT:  
 Gross Debt .39  
 Net Debt .16  
 Tax Levy Collected 94.06  
 Tax Levy Cancelled, Abated or Adjusted .35

EXPENDITURES		REVENUES-REALIZED		1990 PROPERTY TAX	
<b>GENERAL GOVERNMENT</b>				<b>STATE EQUALIZED TAX RATE</b>	
Governing Body & Public Boards		1990 Property Taxes Collected	545,418.75	Local District School Taxes	1.07 245,091.40
Municipal Clerk		1990 Payments in Lieu of Taxes		Regional & Consolidated School Tax	
Financial Administration	15,200.00	Delinquent Tax & Lien Collections	15,216.53	School Taxes in Municipal Budget	
Assessment of Taxes	2,000.00	Business Personalty Replacement Taxes	4,456.63	County Taxes	.93 212,707.90
Collection of Taxes	3,905.00	Taxes from Public Utilities	55,170.00	County Library Taxes	.03 5,735.39
Planning, Housing & Development	525.00	Other Miscellaneous Tax Revenues		Local Municipal Purpose Taxes	.51 116,000.00
Human Resources	5,140.00	State Aid Revenues	26,766.59	Veteran & Senior Citizen Taxes	
Elections	1,451.82	Federal Aid Revenues		Total Taxes for Rate Computation	2.54 585,994.69
General Administration (other)	56,289.00	State and Local Fiscal Assistance Act Utilized		Special District Taxes	
<b>JUDICIARY</b>		Sole of Acquired Property		Bank Corp. Taxes	
Municipal Courts	17,143.00	Other Miscellaneous Revenues	150,097.75	Added and Omitted Taxes	
<b>PUBLIC SAFETY</b>		Total	797,126.30	Total Taxes Levied - ABSTRACT	579,534.69
Fire Protection	34,914.04	Prior Years Surplus Appropriated	204,000.00	Total Taxes Billed	579,874.35
Police Protection	91,470.36	<b>REVENUES TOTAL</b>	1,001,126.30	<b>1990 TAXES COLLECTED</b>	545,418.75
Civil Defense & Disaster Control	500.00	Reserve For Uncollected Taxes	71,322.15	1990 Taxes Cancelled, Abated or Adjusted	2,017.50
Environmental Inspection & Control		<b>CAPITAL OUTLAY TOTAL</b>	44,383.96	Transfer to Tax Title Liens or Foreclosed	988.58
Other Public Safety				Balance Outstanding Dec. 31, 1990	31,449.52
<b>PUBLIC WORKS</b>				<b>PRIOR YEARS TAXES OUTSTANDING</b>	
Streets and Drainage	29,970.35	Public Enterprises		Balance January 1, 1990	48,229.72
Sewers and Sewage Processing	13,863.66	Recreation—Culture		Collected in 1990	15,216.53
Gorbage and Trash Disposal	23,976.00	Public Works	44,383.96	Cancelled, Abated or Adjusted 1990	1,726.20
Public Buildings and Grounds	8,125.90	Buildings and Grounds		Transfers to Tax Title Liens or Foreclosed	
Other Public Works		Library and Education		Balance December 31, 1990	31,286.99
<b>HEALTH and WELFARE</b>		Conservation		<b>TAX TITLE LIENS OUTSTANDING</b>	
Health Services Except Environmental	275.00	All Other		Balance January 1, 1990	9,766.25
Welfare-Public Assistance	1,225.00	<b>CAPITAL DEBT AUTHORIZED, DECEMBER 31, 1990</b>		Transfer From Taxes	988.58
Hospital, Clinics, First Aid		<b>ISSUED AND UNISSUED GROSS DEBT NET DEBT</b>		Redeemed in 1990	
Animal, Insect, & Rodent Control	225.00	School		Cancelled, Abated or Adjusted (1990)	
Other Welfare Services		Self-Liquidating		Transfers to Foreclosed Property	
<b>RECREATION and CONSERVATION</b>		Other	79,944	Balance December 31, 1990	10,754.83
Beaches and Boardwalks		Total	79,944	<b>PROPERTY ACQUIRED BY DEED OR FORECLOSURE</b>	
Parks, Playgrounds, Shade Trees	200.00			Balance January 1, 1990	950.00
Land Reclamation & Conservation	25.00	<b>ISSUED AND OUTSTANDING</b>		Transfers From Taxes or Liens	
Other Recreational Services	7,200.00	School		Sole for Cash (1990)	
<b>EDUCATION (excluding schools)</b>		Self-Liquidating		Cancelled, Abated or Adjusted (1990)	
Libraries	2,000.00	Other		Balance December 31, 1990	950.00
Other Educational Services	10,000.00	Total		<b>CURRENT FINANCES DECEMBER 31, 1990</b>	
<b>STATUTORY EXPENDITURES</b>		<b>EQUALIZED VALUATION BASIS FOR NET DEBT COMPUTATION</b>	21,221,784	<b>ASSETS</b>	
Pensions & F. L. C. A.	10,994.80	<b>REAL PROPERTY VALUATIONS</b>		Cash Dec. 31, 1990	277,690.28
Employee Fringe Benefits		Code Class # of Parcels % VAL'N		Taxes Receivable	62,736.51
Other Statutory Expenditures		1 Vacant Land 11 .60	84,900.00	Tax Title Liens	10,754.83
<b>CETA And Other Public Employment Programs</b>		2 Residential 124 48.00	6,842,200.00	Foreclosed Property	950.00
<b>MUNICIPAL FUNCTIONS TOTAL</b>	336,618.93	3 Farm 2 .68	97,700.00	Emergencies & Other Deferred Charges	
<b>CAPITAL IMPROVEMENTS *MEMO*</b>		4a Commercial 10 14.48	2,064,200.00	State and Federal Aid Receivable	
<b>DEBT SERVICE</b>		4b Industrial 1 2.24	318,600.00	Other Receivables	24,795.37
Principal Payments		4c Apartments 3 34.00	4,847,400.00	Total	376,926.99
Interest Payments		Total 151	14,255,000.00	<b>LIABILITIES, RESERVES, AND SURPLUS</b>	
<b>DEFERRED CHARGES</b>	770.99	Land Area .23 Sq. Miles		Cash Liabilities	80,817.22
<b>SCHOOL, COUNTY, SPECIAL DISTRICT TAXES</b>	463,534.69	Net Valuation Taxable-Municipal	14,371,103	Reserves for Receivables	99,236.71
<b>RESERVE FOR UNCOLLECTED TAXES</b>	71,322.15	Net Valuation Taxable-County	22,290,520	Surplus Dec. 31, 1990	196,873.06
<b>EXPENDITURES TOTAL</b>	872,246.76	State Equalized Valuation	22,743,087	Total	376,926.99
		State Equalization Ratio	63.00		

1014  
 Population 1980 3,435  
 Population 1990 3,880  
 S & P Rating  
 Moody Rating A  
 General Tax Rate Per \$100. 1.94  
 State Equalized Tax Rate 2.09

HIGH BRIDGE BOROUGH - HUNTERDON CO.  
 Form of Government  
 Borough Council  
 Number of Members - 6

PER CAPITA:  
 Grass Debt 711.40  
 Net Debt 403.07  
 Debt Service 84.31  
 Total Tax Levy 1,132.94  
 Municipal Expenditures 425.29  
 PER CENT:  
 Grass Debt 1.34  
 Net Debt .76  
 Tax Levy Collected 94.38  
 Tax Levy Cancelled, Abated or Adjusted .12

EXPENDITURES		REVENUES-REALIZED		1990 PROPERTY TAX	
GENERAL GOVERNMENT				STATE EQUALIZED TAX RATE	
Governing Body & Public Boards		1990 Property Taxes Collected	4,174,295.64	Local District School Taxes	1,989,127.00
Municipal Clerk		1990 Payments in Lieu of Taxes		Regional & Consolidated School Tax	842,508.80
Financial Administration	13,235.00	Delinquent Tax & Lien Collections	178,664.49	School Taxes in Municipal Budget	
Assessment of Taxes	12,060.00	Business Personalty Replacement Taxes	84,678.14	County Taxes	675,089.96
Collection of Taxes	16,919.00	Taxes from Public Utilities	110,935.00	County Library Taxes	43,694.02
Planning, Housing & Development	9,225.00	Other Miscellaneous Tax Revenues		Local Municipal Purpose Taxes	843,642.50
Human Resources		State Aid Revenues	46,834.74	Veteran & Senior Citizen Taxes	28,550.00
Elections		Federal Aid Revenues		Total Taxes for Rate Computation	4,422,612.28
General Administration (other)	192,304.00	State and Local Fiscal Assistance Act Utilized		Special District Taxes	
JUDICIARY		Sale of Acquired Property		Bank Corp. Taxes	
Municipal Courts	24,439.00	Other Miscellaneous Revenues		Added and Omitted Taxes	8,523.26
PUBLIC SAFETY		Total	4,833,261.77	Total Taxes Levied - ABSTRACT	4,402,585.54
Fire Protection	33,941.00	Prior Years Surplus Appropriated	265,000.00	Total Taxes Billed	4,422,630.33
Police Protection	235,238.66	REVENUES TOTAL	5,098,261.77	1990 TAXES COLLECTED	4,174,295.64
Civil Defense & Disaster Control		Reserve For Uncollected Taxes	339,491.40	1990 Taxes Cancelled, Abated or Adjusted	5,176.69
Environmental Inspection & Control		CAPITAL OUTLAY TOTAL	774,026.16	Transfer to Tax Title Liens or Foreclosed	27,091.06
Other Public Safety				Balance Outstanding Dec. 31, 1990	216,066.94
PUBLIC WORKS				PRIOR YEARS TAXES OUTSTANDING	
Streets and Drainage	213,012.73	Public Enterprises	99,455.81	Balance January 1, 1990	210,106.16
Sewers and Sewage Processing		Recreation-Culture		Collected in 1990	170,420.19
Garbage and Trash Disposal		Public Works	615,407.35	Cancelled, Abated or Adjusted 1990	23,253.39
Public Buildings and Grounds	22,920.00	Buildings and Grounds	59,103.00	Transfers to Tax Title Liens or Foreclosed	11,514.17
Other Public Works		Library and Education		Balance December 31, 1990	4,918.41
HEALTH and WELFARE		Conservation		TAX TITLE LIENS OUTSTANDING	
Health Services Except Environmental	1,804.03	All Other		Balance January 1, 1990	33,837.13
Welfare-Public Assistance	19,550.00	CAPITAL DEBT AUTHORIZED, DECEMBER 31, 1990		Transfer From Taxes	40,439.24
Hospital, Clinics, First Aid		ISSUED AND UNISSUED		Redeemed in 1990	8,244.30
Animal, Insect, & Rodent Control	874.99	School	391,652	Cancelled, Abated or Adjusted (1990)	
Other Welfare Services		Self-Liquidating	1,092,559	Transfers to Foreclosed Property	
RECREATION and CONSERVATION		Other	1,280,275	Balance December 31, 1990	66,032.07
Beaches and Boardwalks		Total	2,764,486	PROPERTY ACQUIRED BY DEED OR	
Parks, Playgrounds, Shade Trees	3,265.00			FORECLOSURE	
Land Reclamation & Conservation	50.00	ISSUED AND OUTSTANDING		Balance January 1, 1990	
Other Recreational Services	1,830.00	School	41,652.05	Transfers From Taxes or Liens	
EDUCATION (excluding schools)		Self-Liquidating	1,067,907.00	Sale for Cash (1990)	
Libraries		Other	1,224,420.35	Cancelled, Abated or Adjusted (1990)	
Other Educational Services	11,723.00	Total	2,333,979.40	Balance December 31, 1990	
STATUTORY EXPENDITURES		EQUALIZED VALUATION BASIS		CURRENT FINANCES DECEMBER 31, 1990	
Pensions & F. I. C. A.	66,777.00	FOR NET DEBT COMPUTATION	205,845,111	ASSETS	
Employee Fringe Benefits	66,470.00	REAL PROPERTY VALUATIONS		Cash Dec. 31, 1990	2,045,747.40
Other Statutory Expenditures		Code Class # of Parcels % VAL'N	ASSESSED VALUATION	Taxes Receivable	220,985.35
CETA And Other Public Employment Programs		1 Vacant Land 113 2.82	6,393,181.00	Tax Title Liens	66,032.07
MUNICIPAL FUNCTIONS TOTAL	955,798.41	2 Residential 1289 88.58	200,868,300.00	Foreclosed Property	
CAPITAL IMPROVEMENTS *MEMO*	70,390.00	3 Farm 23 1.22	2,757,791.00	Emergencies & Other Deferred Charges	36,527.07
DEBT SERVICE		4a Commercial 26 2.56	5,815,500.00	State and Federal Aid Receivable	
Principal Payments	260,000.00	4b Industrial 10 4.09	9,275,700.00	Other Receivables	11,727.55
Interest Payments	67,638.24	4c Apartments 5 .73	1,650,300.00	Total	2,381,019.44
DEFERRED CHARGES	29,767.47	Total 1466	226,760,772.00	LIABILITIES, RESERVES, AND SURPLUS	
SCHOOL, COUNTY, SPECIAL DISTRICT TAXES	3,550,419.78	Land Area 2.30 Sq. Miles		Cash Liabilities	1,582,919.41
RESERVE FOR UNCOLLECTED TAXES	339,491.40	Net Valuation Taxable-Municipal	227,531,292	Reserves for Receivables	298,744.97
EXPENDITURES TOTAL	5,203,115.30	Net Valuation Taxable-County	214,530,918	Surplus Dec. 31, 1990	499,355.06
		State Equalized Valuation	211,573,506	Total	2,381,019.44
		State Equalization Ratio	107.57		



Population 1980 **13,396**  
 Population 1990 **13,279**  
 S & P Rating **A+**  
 Moody Rating **A**

General Tax Rate Per \$100. **2.40**  
 State Equalized Tax Rate **2.62**

**HIGHLAND PARK BORO. - MIDDLESEX CO.**  
 Form of Government  
**Borough Council**  
 Number of Members - 6

PER CAPITA:  
 Gross Debt **553.17**  
 Net Debt **452.97**  
 Debt Service **42.41**  
 Total Tax Levy **1,300.95**  
 Municipal Expenditures **600.23**

PER CENT:  
 Gross Debt **1.13**  
 Net Debt **.93**  
 Tax Levy Collected **95.93**  
 Tax Levy Cancelled, Abated or Adjusted **.54**

EXPENDITURES		REVENUES-REALIZED		1990 PROPERTY TAX	
<b>GENERAL GOVERNMENT</b>				<b>STATE EQUALIZED TAX RATE</b>	
Governing Body & Public Boards	36,600.00	1990 Property Taxes Collected	16,590,702.33	Local District School Taxes	1.40 9,221,539.50
Municipal Clerk	67,670.00	1990 Payments in Lieu of Taxes		Regional & Consolidated School Tax	
Financial Administration	104,030.00	Delinquent Tax & Lien Collections	575,505.83	School Taxes in Municipal Budget	
Assessment of Taxes	63,068.00	Business Personalty Replacement Taxes	133,207.32	County Taxes	.44 2,877,371.58
Collection of Taxes	64,331.00	Taxes from Public Utilities	537,869.00	Caunty Library Taxes	
Planning, Housing & Development	26,685.00	Other Miscellaneous Tax Revenues	175,107.28	Local Municipal Purpose Taxes	.78 5,145,902.27
Human Resources	129,734.54	State Aid Revenues		Veteran & Senior Citizen Taxes	63,550.00
Elections	6,050.00	Federal Aid Revenues		Total Taxes for Rate Computation	2.62 17,308,863.35
General Administration (other)	693,187.00	State and Local Fiscal Assistance Act Utilized		Special District Taxes	
<b>JUDICIARY</b>		State and Local Fiscal Assistance Act Utilized		Bank Corp. Taxes	
Municipal Courts	136,172.39	Sale of Acquired Property	1,169,454.26	Added and Omitted Taxes	29,952.97
<b>PUBLIC SAFETY</b>		Other Miscellaneous Revenues	19,181,246.02	Total Taxes Levied - ABSTRACT	17,275,266.32
Fire Protection	344,856.00	Total	350,000.00	Total Taxes Billed	17,295,177.71
Police Protection	1,553,055.33	Prior Years Surplus Appropriated	19,531,846.02	1990 TAXES COLLECTED	16,590,702.33
Civil Defense & Disaster Control	5,590.00	REVENUES TOTAL	997,064.30	1990 Taxes Cancelled, Abated or Adjusted	92,673.69
Environmental Inspection & Control	115,045.00	Reserve For Uncollected Taxes	1,250,145.94	Transfer to Tax Title Liens or Foreclosed	126,501.32
Other Public Safety		<b>CAPITAL OUTLAY TOTAL</b>		Balance Outstanding Dec. 31, 1990	485,238.37
<b>PUBLIC WORKS</b>				<b>PRIOR YEARS TAXES OUTSTANDING</b>	
Streets and Drainage	86,000.00	Public Enterprises	91,725.87	Balance January 1, 1990	810,861.42
Sewers and Sewage Processing		Recreation—Culture		Collected in 1990	575,505.83
Garbage and Trash Disposal	924,061.50	Public Works	340,350.76	Cancelled, Abated or Adjusted 1990	229,607.90
Public Buildings and Grounds	129,709.00	Buildings and Grounds	317,950.31	Transfers to Tax Title Liens or Foreclosed	
Other Public Works	304,133.00	Library and Education	119.20	Balance December 31, 1990	5,747.69
<b>HEALTH and WELFARE</b>		Conservation		<b>TAX TITLE LIENS OUTSTANDING</b>	
Health Services Except Environmental	33,706.00	All Other		Balance January 1, 1990	182.82
Welfare-Public Assistance	54,375.00	<b>CAPITAL DEBT AUTHORIZED, DECEMBER 31, 1990</b>		Transfer From Taxes	126,501.32
Hospital, Clinics, First Aid		<b>ISSUED AND UNISSUED GROSS DEBT</b>		Redeemed in 1990	
Animal, Insect, & Rodent Control		School	1,215,000.00	Cancelled, Abated or Adjusted (1990)	
Other Welfare Services	116,376.20	Self-Liquidating	615,000.00	Transfers to Foreclosed Property	
<b>RECREATION and CONSERVATION</b>		Other	5,515,590.00	Balance December 31, 1990	126,684.14
Beaches and Boardwalks		Total	7,345,590.00	<b>PROPERTY ACQUIRED BY DEED OR FORECLOSURE</b>	
Parks, Playgrounds, Shade Trees		<b>ISSUED AND OUTSTANDING</b>		Balance January 1, 1990	53,356.20
Land Reclamation & Conservation	30,017.00	School	1,215,000.00	Transfers From Taxes or Liens	
Other Recreational Services	112,874.00	Self-Liquidating	175,000.00	Sale for Cash (1990)	
<b>EDUCATION (excluding schools)</b>		Other	4,622,000.00	Cancelled, Abated or Adjusted (1990)	
Libraries	358,955.00	Total	6,012,000.00	Balance December 31, 1990	55,356.20
Other Educational Services		<b>EQUALIZED VALUATION BASIS</b>		<b>CURRENT FINANCES DECEMBER 31, 1990</b>	
<b>STATUTORY EXPENDITURES</b>		<b>FOR NET DEBT COMPUTATION</b>		<b>ASSETS</b>	
Pensions & F. L. C. A.	429,332.00	<b>REAL PROPERTY VALUATIONS</b>		Cash Dec. 31, 1990	2,093,460.01
Employee Fringe Benefits	387,500.00	Code Class # of Parcels % VAL'N		Taxes Receivable	490,986.06
Other Statutory Expenditures		1 Vacant Land 115 1.24		Tax Title Liens	126,684.14
<b>CETA And Other Public Employment Programs</b>		2 Residential 2868 73.40		Foreclosed Property	58,356.20
<b>MUNICIPAL FUNCTIONS TOTAL</b>	6,313,162.96	3 Farm		Emergencies & Other Deferred Charges	122,889.18
<b>CAPITAL IMPROVEMENTS *MEMO*</b>	101,000.00	4a Commercial 175 9.32		State and Federal Aid Receivable	34,120.60
<b>DEBT SERVICE</b>		4b Industrial 10 1.26		Other Receivables	62,989.40
Principal Payments	300,000.00	4c Apartments 49 14.77		Total	2,989,485.59
Interest Payments	263,118.00	Total 3217		<b>LIABILITIES, RESERVES, AND SURPLUS</b>	
<b>DEFERRED CHARGES</b>		Land Area 1.80 Sq. Miles		Cash Liabilities	934,743.75
SCHOOL, COUNTY, SPECIAL DISTRICT TAXES	12,099,411.08	Net Valuation Taxable-Municipal	719,331,864	Reserves for Receivables	739,015.80
RESERVE FOR UNCOLLECTED TAXES	997,064.80	Net Valuation Taxable-County	724,185,178	Surplus Dec. 31, 1990	1,315,726.04
<b>EXPENDITURES TOTAL</b>	20,069,847.01	State Equalized Valuation	659,220,736	Total	2,989,485.59
		State Equalization Ratio	109.15		

1317

Population 1980 5,187  
 Population 1990 4,849  
 S & P Rating  
 Moody Rating BAA1

General Tax Rate Per \$100. 2.35  
 State Equalized Tax Rate 2.40

HIGHLANDS BOROUGH - MONMOUTH CO.  
 Form of Government  
 Small Municipality Plan C (OMCL 50)  
 Number of Members - 5

PER CAPITAL:

Gross Debt 1,196.38  
 Net Debt 604.05  
 Debt Service 86.37  
 Total Tax Levy 1,535.91  
 Municipal Expenditures 864.54

PER CENT:

Gross Debt 1.95  
 Net Debt .98  
 Tax Levy Collected 85.36  
 Tax Levy Cancelled, Abated or Adjusted

EXPENDITURES		REVENUES-REALIZED		1990 PROPERTY TAX	
GENERAL GOVERNMENT		1990 Property Taxes Collected		STATE EQUALIZED TAX RATE	
Governing Body & Public Boards			6,357,060.40	Local District School Taxes	.45
Municipal Clerk	66,878.39	1990 Payments in Lieu of Taxes		Regional & Consolidated School Tax	.58
Financial Administration	32,436.74	Delinquent Tax & Lien Collections	771,473.16	School Taxes in Municipal Budget	
Assessment of Taxes	70,724.16	Business Personalty Replacement Taxes	27,388.64	County Taxes	.42 *
Collection of Taxes	41,800.00	Taxes from Public Utilities	183,636.00	County Library Taxes	.01
Planning, Housing & Development	69,318.95	Other Miscellaneous Tax Revenues	115,418.27	Local Municipal Purpose Taxes	.94
Human Resources	1,000.00	State Aid Revenues		Veteran & Senior Citizen Taxes	
Elections	323,917.25	Federal Aid Revenues		Total Taxes for Rate Computation	2.40
General Administration (other)		State and Local Fiscal Assistance Act Utilized		Special District Taxes	
JUDICIARY		Sale of Acquired Property		Bank Corp. Taxes	
Municipal Courts	65,378.53	Other Miscellaneous Revenues	371,080.92	Added and Omitted Taxes	
PUBLIC SAFETY		Total	7,831,057.39	Total Taxes Levied - ABSTRACT	
Fire Protection	33,734.00	Prior Years Surplus Appropriated	21,000.00	Total Taxes Billed	
Police Protection	653,268.09	REVENUES TOTAL	7,852,057.39	1990 TAXES COLLECTED	
Civil Defense & Disaster Control		Reserve For Uncollected Taxes	959,157.05	1990 Taxes Cancelled, Abated or Adjusted	
Environmental Inspection & Control	55,975.00	CAPITAL OUTLAY TOTAL	991,731.53	Transfer to Tax Title Liens or Foreclosed	
Other Public Safety		Public Enterprises	190,890.93	Balance Outstanding Dec. 31, 1990	1,090,561.01
PUBLIC WORKS		Recreation-Culture	100.00	PRIOR YEARS TAXES OUTSTANDING	
Streets and Drainage	149,746.05	Public Works	750,151.45	Balance January 1, 1990	676,347.72
Sewers and Sewage Processing	100,857.99	Buildings and Grounds	50,089.15	Collected in 1990	480,544.53
Garbage and Trash Disposal	180,370.54	Library and Education		Cancelled, Abated or Adjusted 1990	
Public Buildings and Grounds	59,414.22	Conservation	500.00	Transfers to Tax Title Liens or Foreclosed	
Other Public Works		All Other		Balance December 31, 1990	195,803.19
HEALTH and WELFARE		CAPITAL DEBT AUTHORIZED, DECEMBER 31, 1990		TAX TITLE LIENS OUTSTANDING	
Health Services Except Environmental	41,172.00	ISSUED AND UNISSUED		Balance January 1, 1990	419,509.90
Welfare-Public Assistance	11,173.33	School		Transfer From Taxes	
Hospital, Clinics, First Aid		Self-Liquidating	2,872,200	Redeemed in 1990	
Animal, Insect, & Rodent Control		Other	2,929,025	Cancelled, Abated or Adjusted (1990)	
Other Welfare Services		Total	5,801,225	Transfers to Foreclosed Property	
RECREATION and CONSERVATION		ISSUED AND OUTSTANDING		Balance December 31, 1990	128,581.27
Beaches and Boardwalks	9,950.00	School		PROPERTY ACQUIRED BY DEED OR FORECLOSURE	
Parks, Playgrounds, Shade Trees	22,103.17	Self-Liquidating	1,887,299.98	Balance January 1, 1990	28,105.00
Land Reclamation & Conservation	335,444.35	Other	2,260,000.00	Transfers From Taxes or Liens	
Other Recreational Services	53,467.54	Total	4,147,299.98	Sale for Cash (1990)	
EDUCATION (excluding schools)		EQUALIZED VALUATION BASIS		Cancelled, Abated or Adjusted (1990)	
Libraries	6,451.76	FOR NET DEBT COMPUTATION	298,006,964	Balance December 31, 1990	28,105.00
Other Educational Services	36,449.00	REAL PROPERTY VALUATIONS		CURRENT FINANCES DECEMBER 31, 1990	
STATUTORY EXPENDITURES		Code Class # of Parcels % VAL'N ASSESSED VALUATION		ASSETS	
Pensions & F. I. C. A.	132,221.79	1 Vacant Land 168 2.15	6,799,800.00	Cash Dec. 31, 1990	730,460.17
Employee Fringe Benefits	195,000.00	2 Residential 2183 84.53	266,974,200.00	Taxes Receivable	1,286,364.20
Other Statutory Expenditures	100.00	3 Farm		Tax Title Liens	128,581.27
CETA And Other Public Employment Programs		4a Commercial 115 12.06	39,087,200.00	Foreclosed Property	28,105.00
MUNICIPAL FUNCTIONS TOTAL	2,743,417.85	4b Industrial		Emergencies & Other Deferred Charges	197,861.61
CAPITAL IMPROVEMENTS *MEMO*	40,000.00	4c Apartments 15 1.25	3,963,500.00	State and Federal Aid Receivable	
DEBT SERVICE		Total 2431	315,824,700.00	Other Receivables	
Principal Payments	230,000.00	Land Area .56 Sq. Miles		Total	2,394,879.66
Interest Payments	188,315.16	Net Valuation Taxable-Municipal	316,280,949	LIABILITIES, RESERVES, AND SURPLUS	
DEFERRED CHARGES	65,779.88	Net Valuation Taxable-County	315,080,599	Cash Liabilities	386,572.81
SCHOOL, COUNTY, SPECIAL DISTRICT TAXES	4,534,342.42	State Equalized Valuation	309,724,463	Reserves for Receivables	1,466,557.88
RESERVE FOR UNCOLLECTED TAXES	959,157.05	State Equalization Ratio	102.12	Surplus Dec. 31, 1990	541,748.97
EXPENDITURES TOTAL	8,727,012.36			Total	2,394,879.66

\*Includes County Health Service Taxes, County Vocational School Taxes, or County Open Space Tax. See Table 13.



1104  
 Population 1980 4,581  
 Population 1990 5,126  
 S & P Rating  
 Moody Rating A

General Tax Rate Per \$100. 13.51  
 State Equalized Tax Rate 2.73

HIGHTSTOWN BOROUGH - MERCER CO.  
 Form of Government  
 Borough Council  
 Number of Members - 6

PER CAPITA:  
 Gross Debt 1,571.00  
 Net Debt 362.27  
 Debt Service 182.06  
 Total Tax Levy 1,361.92  
 Municipal Expenditures 743.52  
 PER CENT:  
 Gross Debt 3.45  
 Net Debt .30  
 Tax Levy Collected 93.27  
 Tax Levy Cancelled, Abated or Adjusted .26

EXPENDITURES		REVENUES-REALIZED		1990 PROPERTY TAX	
GENERAL GOVERNMENT				STATE EQUALIZED TAX RATE	
Governing Body & Public Boords	9,000.00	1990 Property Taxes Collected		Local District School Taxes	
Municipal Clerk		1990 Payments in Lieu of Taxes		Regional & Consolidated School Tax	
Financial Administration	54,034.02	Delinquent Tax & Lien Collections		School Taxes in Municipal Budget	
Assessment of Taxes	125,642.23	Business Personalty Replacement Taxes		County Taxes	
Collection of Taxes	15,395.00	Taxes from Public Utilities		County Library Taxes	
Planning, Housing & Development	10,437.00	Other Miscellaneous Tax Revenues		Local Municipal Purpose Taxes	
Human Resources	93,305.05	State Aid Revenues		Veteran & Senior Citizen Taxes	
Elections	2,100.00	Federal Aid Revenues		Total Taxes for Rate Computation	
General Administration (other)	262,856.44	State and Local Fiscal Assistance Act Utilized		Special District Taxes	
JUDICIARY		Sale of Acquired Property		Bank Corp. Taxes	
Municipal Courts	54,956.00	Other Miscellaneous Revenues		Added and Omitted Taxes	
PUBLIC SAFETY		Total		Total Taxes Levied - ABSTRACT	
Fire Protection	203,599.21	Prior Years Surplus Appropriated		Total Taxes Billed	
Police Protection	557,050.07	REVENUES TOTAL		1990 TAXES COLLECTED	
Civil Defense & Disaster Control	1,550.00	Reserve for Uncollected Taxes		1990 Taxes Cancelled, Abated or Adjusted	
Environmental Inspection & Control	70,552.84	CAPITAL OUTLAY TOTAL		Transfer to Tax Title Liens or Foreclosed	
Other Public Safety				Balance Outstanding Dec. 31, 1990	
PUBLIC WORKS				PRIOR YEARS TAXES OUTSTANDING	
Streets and Drainage	160,873.00	Public Enterprises		Balance January 1, 1990	
Sewers and Sewage Processing		Recreation-Culture		Collected in 1990	
Garbage and Trash Disposal	448,837.00	Public Works		Cancelled, Abated or Adjusted 1990	
Public Buildings and Grounds	61,395.00	Buildings and Grounds		Transfers to Tax Title Liens or Foreclosed	
Other Public Works		Library and Education		Balance December 31, 1990	
HEALTH and WELFARE		Conservation		TAX TITLE LIENS OUTSTANDING	
Health Services Except Environmental	70,248.00	All Other		Balance January 1, 1990	
Welfare-Public Assistance	3,622.00	CAPITAL DEBT AUTHORIZED, DECEMBER 31, 1990		Transfer From Taxes	
Hospital, Clinics, First Aid		ISSUED AND UNISSUED GROSS DEBT NET DEBT		Redeemed in 1990	
Animal, Insect, & Rodent Control	4,000.00	School 864,019		Cancelled, Abated or Adjusted (1990)	
Other Welfare Services		Self-Liquidating 5,331,910		Transfers to Foreclosed Property	
RECREATION and CONSERVATION		Other 1,857,000		Balance December 31, 1990	
Beaches and Boardwalks		Total 8,052,929		PROPERTY ACQUIRED BY DEED OR	
Parks, Playgrounds, Shade Trees	10,896.47	ISSUED AND OUTSTANDING		FORECLOSURE	
Land Reclamation & Conservation	20,585.00	School 864,019.99		Balance January 1, 1990	
Other Recreational Services	9,821.53	Self-Liquidating 3,010,000.00		Transfers From Taxes or Liens	
EDUCATION (excluding schools)		Other 1,615,500.00		Sale for Cash (1990)	
Libraries		Total 5,489,519.99		Cancelled, Abated or Adjusted (1990)	
Other Educational Services		EQUALIZED VALUATION BASIS		Balance December 31, 1990	
STATUTORY EXPENDITURES		FOR NET DEBT COMPUTATION		CURRENT FINANCES DECEMBER 31, 1990	
Pensions & F. L. C. A.	139,837.00	REAL PROPERTY VALUATIONS		ASSETS	
Employee Fringe Benefits	120,220.00	Code Class # of Parcels % VAL'N ASSESSED VALUATION		Cash Dec. 31, 1990	
Other Statutory Expenditures		1 Vacant Land 86 .93 462,600.00		Taxes Receivable	
CETA And Other Public Employment Programs		2 Residential 1348 71.77 35,810,100.00		Tax Title Liens	
MUNICIPAL FUNCTIONS TOTAL	2,525,912.86	3 Farm 3 .42 210,000.00		Foreclosed Property	
CAPITAL IMPROVEMENTS *MEMO*	3,000.00	4a Commercial 104 16.81 8,389,600.00		Emergencies & Other Deferred Charges	
DEBT SERVICE		4b Industrial 10 3.10 1,548,900.00		State and Federal Aid Receivable	
Principal Payments	804,375.00	4c Apartments 7 6.96 3,474,800.00		Other Receivables	
Interest Payments	128,873.03	Total 1558 49,896,000.00		Total	
DEFERRED CHARGES	4,227.42	Land Area 1.23 Sq. Miles		LIABILITIES, RESERVES, AND SURPLUS	
SCHOOL, COUNTY, SPECIAL DISTRICT TAXES	4,958,483.27	Net Valuation Taxable-Municipal		Cash Liabilities	
RESERVE FOR UNCOLLECTED TAXES	347,870.00	Net Valuation Taxable-County		Reserves for Receivables	
EXPENDITURES TOTAL	8,769,741.58	State Equalized Valuation		Surplus Dec. 31, 1990	
		State Equalization Ratio		Total	



1910  
 Population 1980 19,061  
 Population 1990 28,808  
 S & P Rating  
 Maady Rating A1  
 General Tax Rate Per \$100. 3.30  
 State Equalized Tax Rate 1.83

**HILLSBOROUGH TWP. - SOMERSET CO.**  
 Form of Government  
 Township Committee  
 Number of Members - 5

PER CAPITA:  
 Gross Debt 754.83  
 Net Debt 374.80  
 Debt Service 43.17  
 Total Tax Levy 1,255.63  
 Municipal Expenditures 348.91  
 PER CENT:  
 Gross Debt 1.19  
 Net Debt .59  
 Tax Levy Collected 95.62  
 Tax Levy Cancelled, Abated or Adjusted .04

EXPENDITURES		REVENUES-REALIZED		1990 PROPERTY TAX	
<b>GENERAL GOVERNMENT</b>				<b>STATE EQUALIZED TAX RATE</b>	
Governing Body & Public Boards		1990 Property Taxes Collected	34,612,912.76	Local District School Taxes	1.18 22,829,164.50
Municipal Clerk		1990 Payments in Lieu of Taxes		Regional & Consolidated School Tax	
Financial Administration	82,619.00	Delinquent Tax & Lien Collections	906,578.52	School Taxes in Municipal Budget	
Assessment of Taxes	124,675.63	Business Personality Replacement Taxes	202,535.80	County Taxes	.43 * 8,346,515.82
Collection of Taxes	165,137.46	Taxes from Public Utilities	2,165,047.00	County Library Taxes	.03 484,479.17
Planning, Housing & Development	283,618.60	Other Miscellaneous Tax Revenues		Local Municipal Purpose Taxes	.19 3,695,572.19
Human Resources	81,000.00	State Aid Revenues	57,917.05	Veteran & Senior Citizen Taxes	
Elections	6,679.38	Federal Aid Revenues		Total Taxes for Rate Computation	1.83 35,463,031.68
General Administration (other)	1,052,419.67	Sale of Acquired Property		Special District Taxes	
<b>JUDICIARY</b>		Other Miscellaneous Revenues	1,370,998.71	Bank Corp. Taxes	
Municipal Courts	83,070.17	Total	39,315,989.84	Added and Omitted Taxes	
<b>PUBLIC SAFETY</b>		Prior Years Surplus Appropriated	2,484,000.00	Total Taxes Levied - ABSTRACT	36,172,128.08
Fire Protection	321,635.00	<b>REVENUES TOTAL</b>	41,799,989.84	Total Taxes Billed	36,196,680.16
Police Protection	2,000,716.14	Reserve For Uncollected Taxes	1,049,950.00	<b>1990 TAXES COLLECTED</b>	34,612,912.76
Civil Defense & Disaster Control	200.00	<b>CAPITAL OUTLAY TOTAL</b>	6,620,222.79	1990 Taxes Cancelled, Abated or Adjusted	13,769.03
Environmental Inspection & Control	390,617.01			Transfer to Tax Title Liens or Foreclosed	
Other Public Safety				Balance Outstanding Dec. 31, 1990	1,569,998.37
<b>PUBLIC WORKS</b>				<b>PRIOR YEARS TAXES OUTSTANDING</b>	
Streets and Drainage	1,171,215.43	Public Enterprises		Balance January 1, 1990	1,128,375.20
Sewers and Sewage Processing	271,910.33	Recreation—Culture	668,309.71	Collected in 1990	896,180.80
Garbage and Trash Disposal	20,692.85	Public Works	574,216.63	Cancelled, Abated or Adjusted 1990	10,175.58
Public Buildings and Grounds	81,500.00	Buildings and Grounds	5,377,696.45	Transfers to Tax Title Liens or Foreclosed	184,507.50
Other Public Works	43,500.00	Library and Education		Balance December 31, 1990	35,511.32
<b>HEALTH and WELFARE</b>		Conservation		<b>TAX TITLE LIENS OUTSTANDING</b>	
Health Services Except Environmental	227,051.50	All Other		Balance January 1, 1990	60,831.87
Welfare—Public Assistance	41,853.73			Transfer From Taxes	213,676.65
Hospital, Clinics, First Aid		<b>CAPITAL DEBT AUTHORIZED, DECEMBER 31, 1990</b>		Redeemed in 1990	8,397.72
Animal, Insect, & Rodent Control		<b>ISSUED AND UNISSUED</b>		Cancelled, Abated or Adjusted (1990)	18,526.65
Other Welfare Services		School	10,948,000	Transfers to Foreclosed Property	
<b>RECREATION and CONSERVATION</b>		Self-Liquidating		Balance December 31, 1990	247,584.15
Beaches and Boardwalks		Other	10,797,108	<b>PROPERTY ACQUIRED BY DEED OR FORECLOSURE</b>	
Parks, Playgrounds, Shade Trees		Total	21,745,108	Balance January 1, 1990	120,925.00
Land Reclamation & Conservation	1,659.95	<b>ISSUED AND OUTSTANDING</b>		Transfers From Taxes or Liens	
Other Recreational Services	100,917.34	School	10,948,000.00	Sale for Cash (1990)	
<b>EDUCATION (excluding schools)</b>		Self-Liquidating		Cancelled, Abated or Adjusted (1990)	
Libraries	30,349.00	Other	8,018,454.20	Balance December 31, 1990	120,925.00
Other Educational Services	500.00	Total	18,966,454.20	<b>CURRENT FINANCES DECEMBER 31, 1990</b>	
<b>STATUTORY EXPENDITURES</b>		<b>EQUALIZED VALUATION BASIS FOR NET DEBT COMPUTATION</b>	1,825,450,528	<b>ASSETS</b>	
Pensions & F. I. C. A.	712,026.76	<b>REAL PROPERTY VALUATIONS</b>		Cash Dec. 31, 1990	1,709,835.69
Employee Fringe Benefits	427,310.58	Code Class # of Parcels % VAL'N		Taxes Receivable	1,605,509.69
Other Statutory Expenditures	20,000.00	1 Vacant Land 1279 3.72	38,977,200.00	Tax Title Liens	247,584.15
<b>CETA And Other Public Employment Programs</b>		2 Residential 9161 79.57	833,132,600.00	Foreclosed Property	120,925.00
<b>MUNICIPAL FUNCTIONS TOTAL</b>	7,747,035.53	3 Farm 590 3.00	31,485,400.00	Emergencies & Other Deferred Charges	391,140.71
<b>CAPITAL IMPROVEMENTS *MEMO*</b>	940,259.68	4a Commercial 271 7.93	83,020,600.00	State and Federal Aid Receivable	7,128.05
<b>DEBT SERVICE</b>		4b Industrial 96 4.09	42,851,000.00	Other Receivables	72,435.14
Principal Payments	937,548.16	4c Apartments 5 1.68	17,629,600.00	Total	4,154,558.43
Interest Payments	306,038.00	Total 11402	1,047,096,400.00	<b>LIABILITIES, RESERVES, AND SURPLUS</b>	
<b>DEFERRED CHARGES</b>	10,863.83	Land Area 54.80 Sq. Miles		Cash Liabilities	1,353,258.01
<b>SCHOOL, COUNTY, SPECIAL DISTRICT TAXES</b>	32,144,522.78	Net Valuation Taxable—Municipal	1,052,984,643	Reserves for Receivables	2,030,905.18
<b>RESERVE FOR UNCOLLECTED TAXES</b>	1,049,950.00	Net Valuation Taxable—County	1,964,341,099	Surplus Dec. 31, 1990	770,395.24
<b>EXPENDITURES TOTAL</b>	42,196,008.30	State Equalized Valuation	1,929,990,411	Total	4,154,558.43
		State Equalization Ratio	54.42		

0227  
Population 1980 10,495  
Population 1990 9,750  
S & P Rating A+  
Moody Rating A1

General Tax Rate Per \$100. 2.60  
State Equalized Tax Rate 1.87

HILLSDALE BOROUGH - BERGEN COUNTY  
Form of Government  
Borough Council  
Number of Members - 6

PER CAPITA:  
Gross Debt 208.72  
Net Debt 184.00  
Debt Service 34.54  
Total Tax Levy 1,678.19  
Municipal Expenditures 697.54  
PER CENT:  
Gross Debt .24  
Net Debt .21  
Tax Levy Collected 97.47  
Tax Levy Cancelled, Abated or Adjusted .52

EXPENDITURES		REVENUES-REALIZED		1990 PROPERTY TAX	
<b>GENERAL GOVERNMENT</b>				STATE EQUALIZED TAX RATE	
Governing Body & Public Boards		1990 Property Taxes Collected	16,052,305.43	Local District School Taxes	.69 6,053,568.25
Municipal Clerk		1990 Payments in Lieu of Taxes	30,732.00	Regional & Consolidated School Tax	.41 3,592,977.55
Financial Administration	65,892.00	Delinquent Tax & Lien Collections	276,845.51	School Taxes in Municipal Budget	
Assessment of Taxes	23,242.00	Business Personalty Replacement Taxes	83,860.52	County Taxes	.25 2,158,550.89
Collection of Taxes	47,860.00	Taxes from Public Utilities	1,000,802.00	County Library Taxes	
Planning, Housing & Development	54,756.00	Other Miscellaneous Tax Revenues		Local Municipal Purpose Taxes	.51 4,465,585.11
Human Resources	76,436.00	State Aid Revenues	258,821.77	Veteran & Senior Citizen Taxes	
Elections	3,777.00	Federal Aid Revenues		Total Taxes for Rate Computation	1.86 16,383,081.80
General Administration (other)	533,046.65	State and Local Fiscal Assistance Act Utilized		Special District Taxes	
<b>JUDICIARY</b>		Sale of Acquired Property		Bank Corp. Taxes	
Municipal Courts	36,341.00	Other Miscellaneous Revenues	1,171,020.94	Added and Omitted Taxes	85,628.58
<b>PUBLIC SAFETY</b>		Total	18,874,388.17	Total Taxes Levied - ABSTRACT	16,362,310.38
Fire Protection	237,334.50	Prior Years Surplus Appropriated	270,000.00	Total Taxes Billed	16,468,710.38
Police Protection	1,261,124.98	REVENUES	19,144,388.17	1990 TAXES COLLECTED	16,052,305.43
Civil Defense & Disaster Control	7,325.00	Reserve For Uncollected Taxes		1990 Taxes Cancelled, Abated or Adjusted	86,107.18
Environmental Inspection & Control	73,610.00			Transfer to Tax Title Liens or Foreclosed	7,311.40
Other Public Safety				Balance Outstanding Dec. 31, 1990	322,986.37
<b>PUBLIC WORKS</b>		<b>CAPITAL OUTLAY</b>	<b>TOTAL</b>	<b>PRIOR YEARS TAXES OUTSTANDING</b>	
Streets and Drainage	903,121.82	Public Enterprises	41,439.84	Balance January 1, 1990	282,949.03
Sewers and Sewage Processing	530,132.00	Recreation-Culture	10,177.20	Collected in 1990	273,156.89
Garbage and Trash Disposal	1,007,291.00	Public Works		Cancelled, Abated or Adjusted 1990	
Public Buildings and Grounds	95,872.00	Buildings and Grounds	28,150.44	Transfers to Tax Title Liens or Foreclosed	7,276.46
Other Public Works		Library and Education	3,112.20	Balance December 31, 1990	2,515.68
<b>HEALTH and WELFARE</b>		Conservation		<b>TAX TITLE LIENS OUTSTANDING</b>	
Health Services Except Environmental	43,115.00	All Other		Balance January 1, 1990	26,136.75
Welfare-Public Assistance	3,749.00			Transfer From Taxes	15,691.73
Hospital, Clinics, First Aid	2,675.41	<b>CAPITAL DEBT AUTHORIZED, DECEMBER 31, 1990</b>		Redeemed in 1990	3,688.62
Animal, Insect, & Rodent Control		<b>ISSUED AND UNISSUED</b>	<b>GROSS DEBT</b>	Cancelled, Abated or Adjusted (1990)	
Other Welfare Services		School	240,296	Transfers to Foreclosed Property	
<b>RECREATION and CONSERVATION</b>		Self-Liquidating	678	Balance December 31, 1990	38,141.91
Beaches and Boardwalks		Other	1,794,000	<b>PROPERTY ACQUIRED BY DEED OR</b>	
Parks, Playgrounds, Shade Trees	132,552.00	Total	2,034,974	<b>FORECLOSURE</b>	
Land Reclamation & Conservation	70,927.23			Balance January 1, 1990	10,905.00
Other Recreational Services	57,717.00	<b>ISSUED AND OUTSTANDING</b>		Transfers From Taxes or Liens	
<b>EDUCATION (excluding schools)</b>		School	240,296.89	Sale for Cash (1990)	
Libraries	258,204.00	Self-Liquidating	678,000.00	Cancelled, Abated or Adjusted (1990)	
Other Educational Services		Other	1,393,000.00	Balance December 31, 1990	10,905.00
<b>STATUTORY EXPENDITURES</b>		Total	2,311,296.89	<b>CURRENT FINANCES DECEMBER 31, 1990</b>	
Pensions & F. I. C. A.	308,995.57	<b>EQUALIZED VALUATION BASIS</b>	<b>FOR NET DEBT COMPUTATION</b>	<b>ASSETS</b>	
Employee Fringe Benefits	336,633.00	<b>REAL PROPERTY VALUATIONS</b>		Cash Dec. 31, 1990	4,410,590.49
Other Statutory Expenditures		<b>Code Class # of Parcels % VAL'N</b>	<b>ASSESSED VALUATION</b>	Taxes Receivable	325,502.05
CETA And Other Public Employment Programs		1 Vacant Land 108 1.06	6,572,000.00	Tax Title Liens	38,141.91
<b>MUNICIPAL FUNCTIONS</b>	<b>TOTAL</b>	2 Residential 3178 91.73	568,401,770.00	Foreclosed Property	10,905.00
<b>CAPITAL IMPROVEMENTS</b>	<b>*MEMO*</b>	3 Farm 5 .06	347,100.00	Emergencies & Other Deferred Charges	33,047.18
<b>DEBT SERVICE</b>		4a Commercial 97 6.13	38,006,000.00	State and Federal Aid Receivable	
Principal Payments	258,000.00	4b Industrial 12 .94	5,811,200.00	Other Receivables	23,497.32
Interest Payments	78,740.15	4c Apartments 1 .08	518,000.00	Total	4,841,693.95
		Total 3401	619,656,070.00	<b>LIABILITIES, RESERVES, AND SURPLUS</b>	
<b>DEFERRED CHARGES</b>		Land Area 2.90 Sq. Miles		Cash Liabilities	2,531,204.09
SCHOOL, COUNTY, SPECIAL DISTRICT TAXES	11,811,096.69	Net Valuation Taxable-Municipal	628,406,594	Reserves for Receivables	398,046.23
RESERVE FOR UNCOLLECTED TAXES		Net Valuation Taxable-County	904,031,738	Surplus Dec. 31, 1990	1,912,433.58
<b>EXPENDITURES</b>	<b>TOTAL</b>	State Equalized Valuation	870,221,496	Total	4,841,693.95
		State Equalization Ratio	71.93		



2007

Population 1980 21,440  
 Population 1990 21,044  
 S & P Rating  
 Maady Rating AAA

General Tax Rate Per \$100. 8.96  
 State Equalized Tax Rate 2.60

**HILLSIDE TOWNSHIP - UNION COUNTY**  
**Form of Government**  
**Township Committee**  
**Number of Members - 5**

PER CAPITA:  
 Grass Debt 421.62  
 Net Debt 409.66  
 Debt Service 41.04  
 Total Tax Levy 1,343.82  
 Municipal Expenditures 903.85

PER CENT:  
 Gross Debt .89  
 Net Debt .87  
 Tax Levy Collected 93.96  
 Tax Levy Cancelled, Abated or Adjusted .17

EXPENDITURES		REVENUES-REALIZED		1990 PROPERTY TAX	
GENERAL GOVERNMENT				STATE EQUALIZED TAX RATE	
Governing Body & Public Boards	700.00	1990 Property Taxes Collected	26,584,552.20	Local District School Taxes	10,619,448.00
Municipal Clerk		1990 Payments in Lieu of Taxes		Regional & Consolidated School Tax	
Financial Administration	157,459.00	Delinquent Tax & Lien Collections	994,106.57	School Taxes in Municipal Budget	
Assessment of Taxes	64,635.00	Business Personalty Replacement Taxes	974,390.28	County Taxes	4,313,316.88
Collection of Taxes	81,958.00	Taxes from Public Utilities	1,530,034.00	County Library Taxes	
Planning, Housing & Development	6,160.00	Other Miscellaneous Tax Revenues		Local Municipal Purpose Taxes	13,267,197.64
Human Resources	1,083,629.00	State Aid Revenues	1,104,033.12	Veteran & Senior Citizen Taxes	177,200.00
Elections	7,000.00	Federal Aid Revenues		Total Taxes for Rate Computation	28,377,162.52
General Administration (other)	1,491,587.00	State and Local Fiscal Assistance Act Utilized		Special District Taxes	
JUDICIARY		Sole of Acquired Property		Bank Corp. Taxes	
Municipal Courts	117,138.00	Other Miscellaneous Revenues	2,140,032.32	Added and Omitted Taxes	79,469.44
PUBLIC SAFETY		Total	33,327,148.99	Total Taxes Levied - ABSTRACT	28,279,431.96
Fire Protection	2,502,865.25	Prior Years Surplus Appropriated	96,000.00	Total Taxes Billed	28,293,370.00
Police Protection	2,936,734.12	REVENUES TOTAL	33,423,148.99	1990 TAXES COLLECTED	26,584,552.20
Civil Defense & Disaster Control	5,376.98	Reserve For Uncollected Taxes	1,301,000.00	1990 Taxes Cancelled, Abated or Adjusted	47,472.00
Environmental Inspection & Control	111,821.00	CAPITAL OUTLAY TOTAL	2,377,628.86	Transfer to Tax Title Liens or Foreclosed	246,356.04
Other Public Safety				Balance Outstanding Dec. 31, 1990	1,414,989.76
PUBLIC WORKS				PRIOR YEARS TAXES OUTSTANDING	
Streets and Drainage	1,061,353.00	Public Enterprises	290,061.19	Balance January 1, 1990	977,591.77
Sewers and Sewage Processing	552,853.00	Recreation-Culture		Collected in 1990	905,728.42
Garbage and Trash Disposal	2,600,000.00	Public Works	552,127.65	Cancelled, Abated or Adjusted 1990	12,054.24
Public Buildings and Grounds	92,295.00	Buildings and Grounds	1,528,440.02	Transfers to Tax Title Liens or Foreclosed	59,809.11
Other Public Works	58,850.00	Library and Education		Balance December 31, 1990	
HEALTH and WELFARE		Conservation		TAX TITLE LIENS OUTSTANDING	
Health Services Except Environmental	132,135.00	All Other		Balance January 1, 1990	470,226.08
Welfare-Public Assistance	52,566.00	CAPITAL DEBT AUTHORIZED, DECEMBER 31, 1990		Transfer From Taxes	315,968.76
Hospital, Clinics, First Aid		ISSUED AND UNISSUED		Redeemed in 1990	88,378.15
Animal, Insect, & Rodent Control	17,600.00	Schaal	99,000.00	Cancelled, Abated or Adjusted (1990)	2,494.80
Other Welfare Services		Self-Liquidating	337,500.00	Transfers to Foreclosed Property	
RECREATION and CONSERVATION		Other	8,436,081.00	Balance December 31, 1990	695,321.89
Beaches and Boardwalks		Total	8,872,581.00	PROPERTY ACQUIRED BY DEED OR	
Parks, Playgrounds, Shade Trees				FORECLOSURE	
Land Reclamation & Conservation		ISSUED AND OUTSTANDING		Balance January 1, 1990	36,500.00
Other Recreational Services	194,333.00	Schaal	99,000.00	Transfers From Taxes or Liens	
EDUCATION (excluding schools)		Self-Liquidating	337,500.00	Sale for Cash (1990)	
Libraries	385,530.00	Other	7,170,500.00	Cancelled, Abated or Adjusted (1990)	
Other Educational Services		Total	7,607,000.00	Balance December 31, 1990	36,500.00
STATUTORY EXPENDITURES		EQUALIZED VALUATION BASIS		CURRENT FINANCES DECEMBER 31, 1990	
Pensions & F. I. C. A.	1,394,769.00	FOR NET DEBT COMPUTATION	993,560,779	ASSETS	
Employee Fringe Benefits	1,423,478.00	REAL PROPERTY VALUATIONS		Cash Dec. 31, 1990	6,517,926.22
Other Statutory Expenditures		Code Class # of Parcels % VAL'N		Taxes Receivable	1,414,989.76
CETA And Other Public Employment Programs		1 Vacant Land 200 .75	2,355,200.00	Tax Title Liens	695,321.89
MUNICIPAL FUNCTIONS TOTAL	16,532,865.35	2 Residential 5564 66.26	208,274,800.00	Foreclosed Property	36,500.00
CAPITAL IMPROVEMENTS *MEMO*	125,000.00	3 Farm		Emergencies & Other Deferred Charges	5,600.00
DEBT SERVICE		4a Commercial 273 8.51	26,758,000.00	State and Federal Aid Receivable	37,973.89
Principal Payments	307,000.00	4b Industrial 179 23.29	73,223,400.00	Other Receivables	80,889.14
Interest Payments	563,600.00	4c Apartments 18 1.19	3,728,300.00	Total	8,789,200.90
		Total 6234	314,339,700.00	LIABILITIES, RESERVES, AND SURPLUS	
DEFERRED CHARGES	323,161.07	Land Area 2.70 Sq. Miles		Cash Liabilities	5,725,224.72
SCHOOL, COUNTY, SPECIAL DISTRICT TAXES	14,932,704.88	Net Valuation Taxable-Municipal	314,887,283	Reserves for Receivables	2,227,700.79
RESERVE FOR UNCOLLECTED TAXES	1,301,000.00	Net Valuation Taxable-County	1,020,303,121	Surplus Dec. 31, 1990	836,275.39
EXPENDITURES TOTAL	33,953,371.30	State Equalized Valuation	1,082,984,566	Total	8,789,200.90
		State Equalization Ratio	29.04		



General Tax Rate Per \$100.	2.17
State Equalized Tax Rate	2.37

PER CAPITA:		PER CENT:	
Gross Debt	1,413.71	Gross Debt	3.04
Net Debt	150.30	Net Debt	.32
Debt Service	43.28	Tax Levy Collected	87.25
Total Tax Levy	1,153.50	Tax Levy Cancelled, Abated	
Municipal Expenditures	1,169.84	or Adjusted	

1987 / 3000

0228  
 Population 1980 4,129  
 Population 1990 3,935  
 S & P Rating  
 Moody Rating AA  
 General Tax Rate Per \$100. 2.56  
 State Equalized Tax Rate 1.24

HO-HO-KUS BOROUGH - BERGEN COUNTY  
 Form of Government  
 Borough Council  
 Number of Members - 6

PER CAPITA:  
 Gross Debt 1,761.05  
 Net Debt 1,393.48  
 Debt Service 120.21  
 Total Tax Levy 1,788.50  
 Municipal Expenditures 926.60  
 PER CENT:  
 Gross Debt 1.28  
 Net Debt 1.01  
 Tax Levy Collected 96.44  
 Tax Levy Cancelled, Abated or Adjusted .08

EXPENDITURES		REVENUES-REALIZED		1990 PROPERTY TAX	
GENERAL GOVERNMENT				STATE EQUALIZED TAX RATE .58	
Governing Body & Public Boards		1990 Property Taxes Collected 6,797,116.00		Local District School Taxes	3,261,012.50
Municipal Clerk	19,276.32	1990 Payments in Lieu of Taxes		Regional & Consolidated School Tax	
Financial Administration	18,910.00	Delinquent Tax & Lien Collections 197,052.77		School Taxes in Municipal Budget	
Assessment of Taxes	41,300.00	Business Personalty Replacement Taxes 33,544.96		County Taxes	1,336,195.69
Collection of Taxes	22,900.00	Taxes from Public Utilities 313,174.00		County Library Taxes	
Planning, Housing & Development	17,882.50	Other Miscellaneous Tax Revenues		Local Municipal Purpose Taxes	2,413,553.16
Human Resources		State Aid Revenues 14,304.40		Veteran & Senior Citizen Taxes	18,600.00
Elections		Federal Aid Revenues		Total Taxes for Rate Computation	7,029,361.35
General Administration (other)	291,150.00	State and Local Fiscal Assistance Act Utilized		Special District Taxes	
JUDICIARY		Sale of Acquired Property		Bank Corp. Taxes	
Municipal Courts	36,450.00	Other Miscellaneous Revenues 660,024.57		Added and Omitted Taxes	26,991.39
PUBLIC SAFETY		Total 8,015,216.70		Total Taxes Levied - ABSTRACT	7,037,752.74
Fire Protection	57,194.80	Prior Years Surplus Appropriated 498,000.00		Total Taxes Billed	7,047,705.40
Police Protection	799,649.00	REVENUES TOTAL 8,513,216.70		1990 TAXES COLLECTED	6,797,116.00
Civil Defense & Disaster Control	500.00	Reserve For Uncollected Taxes 219,346.59		1990 Taxes Cancelled, Abated or Adjusted	5,782.69
Environmental Inspection & Control	36,600.00	CAPITAL OUTLAY TOTAL 889,430.18		Transfer to Tax Title Liens or Foreclosed	
Other Public Safety				Balance Outstanding Dec. 31, 1990	244,806.71
PUBLIC WORKS				PRIOR YEARS TAXES OUTSTANDING	
Streets and Drainage	243,100.00	Public Enterprises 353,492.14		Balance January 1, 1990	197,151.38
Sewers and Sewage Processing	589,806.00	Recreation-Culture		Collected in 1990	197,052.77
Garbage and Trash Disposal	65,000.00	Public Works 4,451.08		Cancelled, Abated or Adjusted 1990	98.61
Public Buildings and Grounds	82,750.00	Buildings and Grounds 525,804.92		Transfers to Tax Title Liens or Foreclosed	
Other Public Works		Library and Education 5,682.04		Balance December 31, 1990	
HEALTH and WELFARE		Conservation		TAX TITLE LIENS OUTSTANDING	
Health Services Except Environmental	18,400.00	All Other		Balance January 1, 1990	
Welfare-Public Assistance	1,520.00	CAPITAL DEBT AUTHORIZED, DECEMBER 31, 1990		Transfer From Taxes	
Hospital, Clinics, First Aid		ISSUED AND UNISSUED GROSS DEBT NET DEBT		Redeemed in 1990	
Animal, Insect, & Rodent Control		School 180,000		Cancelled, Abated or Adjusted (1990)	
Other Welfare Services		Self-Liquidating 1,266,410		Transfers to Foreclosed Property	
RECREATION and CONSERVATION		Other 5,483,325		Balance December 31, 1990	
Beaches and Boardwalks	6,000.00	Total 6,929,735		PROPERTY ACQUIRED BY DEED OR	
Parks, Playgrounds, Shade Trees		ISSUED AND OUTSTANDING		FORECLOSURE	
Land Reclamation & Conservation	92,690.00	School 180,000.00		Balance January 1, 1990	7,000.00
Other Recreational Services		Self-Liquidating 1,266,360.00		Transfers From Taxes or Liens	
EDUCATION (excluding schools)		Other 5,482,000.00		Sale for Cash (1990)	
Libraries	182,000.00	Total 6,928,360.00		Cancelled, Abated or Adjusted (1990)	
Other Educational Services		EQUALIZED VALUATION BASIS 542,850,424		Balance December 31, 1990	7,000.00
STATUTORY EXPENDITURES		REAL PROPERTY VALUATIONS		CURRENT FINANCES DECEMBER 31, 1990	
Pensions & F. I. C. A.	220,400.00	Code Class # of Parcels % VAL'N ASSESSED VALUATION		ASSETS	
Employee Fringe Benefits	103,000.00	1 Vacant Land 82 1.62 4,427,900.00		Cash Dec. 31, 1990	2,347,587.18
Other Statutory Expenditures	100.00	2 Residential 1413 93.94 257,239,500.00		Taxes Receivable	244,806.71
CETA And Other Public Employment Programs		3 Farm 31 4.44 12,169,900.00		Tax Title Liens	
MUNICIPAL FUNCTIONS TOTAL 2,946,778.62		4a Commercial 1526 273,837,300.00		Foreclosed Property	7,000.00
CAPITAL IMPROVEMENTS *MEMO* 30,000.00		4b Industrial		Emergencies & Other Deferred Charges	110,000.00
DEBT SERVICE		4c Apartments		State and Federal Aid Receivable	250.00
Principal Payments	230,000.00	Total 1526 273,837,300.00		Other Receivables	66,301.40
Interest Payments	243,040.00	Land Area 1.80 Sq. Miles		Total	2,775,945.29
DEFERRED CHARGES	7,000.00	Net Valuation Taxable-Municipal 274,246,641		LIABILITIES, RESERVES, AND SURPLUS	
SCHOOL, COUNTY, SPECIAL DISTRICT TAXES	4,597,208.19	Net Valuation Taxable-County 558,676,170		Cash Liabilities	835,117.33
RESERVE FOR UNCOLLECTED TAXES	219,346.59	State Equalized Valuation 566,656,860		Reserves for Receivables	318,108.11
EXPENDITURES TOTAL 8,243,373.40		State Equalization Ratio 48.36		Surplus Dec. 31, 1990	1,622,719.85



Population 1980 4,593  
 Population 1990 4,892  
 S & P Rating  
 Moody Rating

General Tax Rate Per \$100. 1.05  
 State Equalized Tax Rate 1.04

HOLLAND TOWNSHIP - HUNTERDON CO.  
 Form of Government  
 Township Committee  
 Number of Members - 3

PER CAPITA:  
 Gross Debt 195.61  
 Net Debt 84.63  
 Debt Service  
 Total Tax Levy 777.27  
 Municipal Expenditures 986.22

PER CENT:  
 Gross Debt .27  
 Net Debt .12  
 Tax Levy Collected 94.01  
 Tax Levy Cancelled, Abated or Adjusted .15

EXPENDITURES		REVENUES-REALIZED		1990 PROPERTY TAX	
<b>GENERAL GOVERNMENT</b>				<b>STATE EQUALIZED TAX RATE</b>	
Governing Body & Public Boards		1990 Property Taxes Collected	3,576,778.11	Local District School Taxes	.17 596,832.66
Municipal Clerk		1990 Payments in Lieu of Taxes		Regional & Consolidated School Tax	.54 1,928,895.34
Financial Administration	41,100.00	Delinquent Tax & Lien Collections	115,790.49	School Taxes in Municipal Budget	
Assessment of Taxes	24,300.00	Business Personalty Replacement Taxes	51,415.48	County Taxes	.31 1,134,619.95
Collection of Taxes	46,350.00	Taxes from Public Utilities	2,669,686.00	County Library Taxes	.02 73,434.74
Planning, Housing & Development	128,945.00	Other Miscellaneous Tax Revenues		Local Municipal Purpose Taxes	
Human Resources	18,969.51	State Aid Revenues	21,969.51	Veteran & Senior Citizen Taxes	53,700.00
Elections	1,500.00	Federal Aid Revenues		Total Taxes for Rate Computation	1.04 3,787,482.69
General Administration (other)	343,500.00	State and Local Fiscal Assistance Act Utilized	49,637.15	Special District Taxes	
<b>JUDICIARY</b>		Sale of Acquired Property		Bank Corp. Taxes	
Municipal Courts	15,500.00	Other Miscellaneous Revenues	1,029,073.46	Added and Omitted Taxes	63,639.60
<b>PUBLIC SAFETY</b>		Total	7,514,400.20	Total Taxes Levied - ABSTRACT	3,802,422.29
Fire Protection	54,600.00	Prior Years Surplus Appropriated	3,300,000.00	Total Taxes Billed	3,804,598.03
Police Protection	283,600.00	REVENUES TOTAL	10,814,400.20	1990 TAXES COLLECTED	3,576,778.11
Civil Defense & Disaster Control	12,600.00	Reserve For Uncollected Taxes	243,200.00	1990 Taxes Cancelled, Abated or Adjusted	5,517.61
Environmental Inspection & Control				Transfer to Tax Title Liens or Foreclosed	11,684.55
Other Public Safety				Balance Outstanding Dec. 31, 1990	210,617.76
<b>PUBLIC WORKS</b>		<b>CAPITAL OUTLAY TOTAL</b>		<b>PRIOR YEARS TAXES OUTSTANDING</b>	
Streets and Drainage	635,580.00	Public Enterprises		Balance January 1, 1990	135,443.03
Sewers and Sewage Processing		Recreation-Culture		Collected in 1990	115,790.49
Garbage and Trash Disposal		Public Works		Cancelled, Abated or Adjusted 1990	15,556.14
Public Buildings and Grounds	56,740.00	Buildings and Grounds		Transfers to Tax Title Liens or Foreclosed	4,096.40
Other Public Works		Library and Education		Balance December 31, 1990	
<b>HEALTH and WELFARE</b>		Conservation		<b>TAX TITLE LIENS OUTSTANDING</b>	
Health Services Except Environmental	7,150.00	All Other		Balance January 1, 1990	23,028.64
Welfare-Public Assistance	11,460.00			Transfer From Taxes	16,306.30
Hospital, Clinics, First Aid	1,000.00	<b>CAPITAL DEBT AUTHORIZED, DECEMBER 31, 1990</b>		Redeemed in 1990	
Animal, Insect, & Rodent Control	20,000.00	ISSUED AND UNISSUED		Cancelled, Abated or Adjusted (1990)	
Other Welfare Services		School	542,936	Transfers to Foreclosed Property	
<b>RECREATION and CONSERVATION</b>		Self-Liquidating	414,000	Balance December 31, 1990	39,334.94
Beaches and Boardwalks		Other		<b>PROPERTY ACQUIRED BY DEED OR FORECLOSURE</b>	
Parks, Playgrounds, Shade Trees	27,150.00	Total	956,936	Balance January 1, 1990	
Land Reclamation & Conservation				Transfers From Taxes or Liens	
Other Recreational Services	13,000.00	ISSUED AND OUTSTANDING		Sale for Cash (1990)	
<b>EDUCATION (excluding schools)</b>		School	542,936.82	Cancelled, Abated or Adjusted (1990)	
Libraries	25,000.00	Self-Liquidating	414,000.00	Balance December 31, 1990	
Other Educational Services	2,669,866.91	Other		<b>CURRENT FINANCES DECEMBER 31, 1990</b>	
<b>STATUTORY EXPENDITURES</b>		Total	956,936.82	<b>ASSETS</b>	
Pensions & F. I. C. A.	79,500.00	<b>EQUALIZED VALUATION BASIS FOR NET DEBT COMPUTATION</b>	353,324,078	Cash Dec. 31, 1990	11,981,267.75
Employee Fringe Benefits	56,000.00	<b>REAL PROPERTY VALUATIONS</b>		Taxes Receivable	210,617.76
Other Statutory Expenditures	8,000.00	Code Class # of Parcels % VAL'N	ASSESSED VALUATION	Tax Title Liens	39,334.94
<b>CETA And Other Public Employment Programs</b>		1 Vacant Land 323 7.17	25,310,200.00	Foreclosed Property	
<b>MUNICIPAL FUNCTIONS</b>		2 Residential 1601 78.06	275,700,300.00	Emergencies & Other Deferred Charges	2,242.39
<b>CAPITAL IMPROVEMENTS *MEMO*</b>		3 Farm 321 7.09	25,047,577.00	State and Federal Aid Receivable	
<b>DEBT SERVICE</b>		4a Commercial 24 1.97	6,950,000.00	Other Receivables	3,731.36
Principal Payments		4b Industrial 11 5.63	19,834,650.00	Total	12,237,245.20
Interest Payments		4c Apartments 1 .08	281,800.00	<b>LIABILITIES, RESERVES, AND SURPLUS</b>	
		Total 2281	353,174,527.00	Cash Liabilities	3,122,552.70
<b>DEFERRED CHARGES</b>		Land Area 22.70 Sq. Miles		Reserves for Receivables	263,734.56
SCHOOL, COUNTY, SPECIAL DISTRICT TAXES	3,733,782.69	Net Valuation Taxable-Municipal	355,816,813	Surplus Dec. 31, 1990	8,350,957.94
RESERVE FOR UNCOLLECTED TAXES	243,200.00	Net Valuation Taxable-County	365,642,892	Total	12,237,245.20
<b>EXPENDITURES TOTAL</b>	8,558,394.11	State Equalized Valuation	360,323,598		
		State Equalization Ratio	98.74		



1318  
 Population 1980 8,447  
 Population 1990 11,532  
 S & P Rating  
 Moody Rating AA  
 General Tax Rate Per \$100. 2.87  
 State Equalized Tax Rate 1.59

HOLMDEL TOWNSHIP - MONMOUTH CO.  
 Form of Government  
 Township Committee  
 Number of Members - 5

PER CAPITA:  
 Gross Debt 2,305.27  
 Net Debt 1,427.91  
 Debt Service 142.53  
 Total Tax Levy 2,371.90  
 Municipal Expenditures 833.85  
 PER CENT:  
 Gross Debt 1.62  
 Net Debt 1.00  
 Tax Levy Collected 95.64  
 Tax Levy Cancelled, Abated or Adjusted

EXPENDITURES		REVENUES-REALIZED		1990 PROPERTY TAX	
<b>GENERAL GOVERNMENT</b>				<b>STATE EQUALIZED TAX RATE</b>	
Governing Body & Public Boards	14,100.00	1990 Property Taxes Collected	26,159,255.44	Local District School Taxes	.93 15,863,699.00
Municipal Clerk	118,461.38	1990 Payments in Lieu of Taxes		Regional & Consolidated School Tax	
Financial Administration	129,475.00	Delinquent Tax & Lien Collections	828,156.34	School Taxes in Municipal Budget	
Assessment of Taxes	221,175.00	Business Personalty Replacement Taxes	411,621.44	County Taxes	.43 * 7,366,984.59
Collection of Taxes	93,107.00	Taxes from Public Utilities	1,218,414.00	County Library Taxes	.01 241,640.01
Planning, Housing & Development	252,970.00	Other Miscellaneous Tax Revenues		Local Municipal Purpose Taxes	.21 3,644,980.75
Human Resources	105,397.00	State Aid Revenues	126,315.03	Veteran & Senior Citizen Taxes	
Elections	2,650.00	Federal Aid Revenues		Total Taxes for Rate Computation	1.58 27,155,804.35
General Administration (other)	932,142.73	State and Local Fiscal Assistance Act Utilized		Special District Taxes	
<b>JUDICIARY</b>		Sale of Acquired Property		Bank Corp. Taxes	
Municipal Courts	128,485.53	Other Miscellaneous Revenues		Added and Omitted Taxes	235,424.12
<b>PUBLIC SAFETY</b>		Total	1,785,701.36	Total Taxes Levied - ABSTRACT	27,352,728.47
Fire Protection	531,674.00	Prior Years Surplus Appropriated	3,209,500.00	Total Taxes Billed	27,352,728.47
Police Protection	1,683,828.56	REVENUES TOTAL	33,738,963.61	1990 TAXES COLLECTED	26,159,255.44
Civil Defense & Disaster Control		Reserve For Uncollected Taxes	896,492.95	1990 Taxes Cancelled, Abated or Adjusted	
Environmental Inspection & Control	143,225.00	CAPITAL OUTLAY TOTAL	1,465,444.28	Transfer to Tax Title Liens or Foreclosed	
Other Public Safety				Balance Outstanding Dec. 31, 1990	1,193,473.03
<b>PUBLIC WORKS</b>				<b>PRIOR YEARS TAXES OUTSTANDING</b>	
Streets and Drainage	908,548.95	Public Enterprises		Balance January 1, 1990	861,928.11
Sewers and Sewage Processing		Recreation-Culture		Collected in 1990	828,156.34
Garbage and Trash Disposal		Public Works	554,382.84	Cancelled, Abated or Adjusted 1990	
Public Buildings and Grounds	135,550.00	Buildings and Grounds	911,061.44	Transfers to Tax Title Liens or Foreclosed	
Other Public Works	44,500.00	Library and Education		Balance December 31, 1990	33,771.77
<b>HEALTH and WELFARE</b>		Conservation		<b>TAX TITLE LIENS OUTSTANDING</b>	
Health Services Except Environmental	162,070.00	All Other		Balance January 1, 1990	3,033.72
Welfare-Public Assistance	14,832.00	CAPITAL DEBT AUTHORIZED, DECEMBER 31, 1990		Transfer From Taxes	
Hospital, Clinics, First Aid		ISSUED AND UNISSUED		Redeemed in 1990	
Animal, Insect, & Rodent Control		School	5,547,000	Cancelled, Abated or Adjusted (1990)	
Other Welfare Services		Self-Liquidating	4,623,750	Transfers to Foreclosed Property	
<b>RECREATION and CONSERVATION</b>		Other	16,413,621	Balance December 31, 1990	3,033.72
Beaches and Boardwalks		Total	26,584,371	<b>PROPERTY ACQUIRED BY DEED OR FORECLOSURE</b>	
Parks, Playgrounds, Shade Trees	76,115.00	ISSUED AND OUTSTANDING		Balance January 1, 1990	73,600.00
Land Reclamation & Conservation	190,473.32	School	5,547,000.00	Transfers From Taxes or Liens	
Other Recreational Services	24,250.00	Self-Liquidating	315,000.00	Sale for Cash (1990)	
<b>EDUCATION (excluding schools)</b>		Other	15,220,640.00	Cancelled, Abated or Adjusted (1990)	
Libraries	23,500.00	Total	21,082,640.00	Balance December 31, 1990	73,600.00
Other Educational Services	5,100.00	EQUALIZED VALUATION BASIS		<b>CURRENT FINANCES DECEMBER 31, 1990</b>	
<b>STATUTORY EXPENDITURES</b>		FOR NET DEBT COMPUTATION	1,044,425,973	ASSETS	
Pensions & F. I. C. A.	497,162.73	REAL PROPERTY VALUATIONS		Cash Dec. 31, 1990	5,858,463.42
Employee Fringe Benefits	354,100.00	Code Class # of Parcels % VAL'N		Taxes Receivable	1,227,244.80
Other Statutory Expenditures		1 Vacant Land 384 3.72	34,931,700.00	Tax Title Liens	3,033.72
CETA And Other Public Employment Programs		2 Residential 3285 67.44	631,562,220.00	Foreclosed Property	73,600.00
<b>MUNICIPAL FUNCTIONS</b>		3 Farm 162 1.51	14,144,385.00	Emergencies & Other Deferred Charges	159,900.00
<b>CAPITAL IMPROVEMENTS</b>		4a Commercial 136 8.14	76,179,085.00	State and Federal Aid Receivable	1,787.16
<b>DEBT SERVICE</b>		4b Industrial 13 19.19	179,697,400.00	Other Receivables	267,724.71
Principal Payments	953,479.22	4c Apartments		Total	7,591,753.81
Interest Payments	630,175.00	Total 3980	936,414,790.00	<b>LIABILITIES, RESERVES, AND SURPLUS</b>	
<b>DEFERRED CHARGES</b>		Land Area 17.90 Sq. Miles		Cash Liabilities	3,801,978.63
SCHOOL, COUNTY, SPECIAL DISTRICT TAXES	23,472,323.60	Net Valuation Taxable-Municipal	944,270,514	Reserves for Receivables	
RESERVE FOR UNCOLLECTED TAXES	896,492.95	Net Valuation Taxable-County	1,789,254,900	Surplus Dec. 31, 1990	3,789,775.18
<b>EXPENDITURES</b>		State Equalized Valuation	1,699,967,741	Total	7,591,753.81
<b>TOTAL</b>	33,083,227.96	State Equalization Ratio	55.34		

\*Includes County Health Service Taxes, County Vocational School Taxes, or County Open Space Tax. See Table 13.

1912  
 Population 1980 15,531  
 Population 1990 15,585  
 S & P Rating  
 Moody Rating BAA1  
 General Tax Rate Per \$100. 2.12  
 State Equalized Tax Rate 2.08

HOPATCONG BOROUGH - SUSSEX COUNTY  
 Form of Government  
 Borough Council  
 Number of Members - 6

PER CAPITA:  
 Grass Debt 519.46  
 Net Debt 342.50  
 Debt Service 34.35  
 Total Tax Levy 1,163.31  
 Municipal Expenditures 438.30  
 PER CENT:  
 Grass Debt .97  
 Net Debt .54  
 Tax Levy Collected 96.59  
 Tax Levy Cancelled, Abated or Adjusted .14

EXPENDITURES		REVENUES-REALIZED		1990 PROPERTY TAX	
GENERAL GOVERNMENT				STATE EQUALIZED TAX RATE 1.16	
Governing Body & Public Boards		1990 Property Taxes Collected	17,581,540.53	Lacal District Schaal Taxes	10,166,555.00
Municipal Clerk		1990 Payments in Lieu of Taxes		Regional & Consolidated School Tax	
Financial Administration	75,776.06	Delinquent Tax & Lien Collections	445,075.72	Schaal Taxes in Municipal Budget	
Assessment of Taxes	64,369.00	Business Personalty Replacement Taxes	21,243.00	County Taxes	2,906,945.41
Collection of Taxes	90,198.00	Taxes from Public Utilities	460,549.00	Caunty Library Taxes	182,331.57
Planning, Housing & Development	27,740.00	Other Miscellaneous Tax Revenues		Lacal Municipal Purpose Taxes	4,820,396.00
Human Resources	21,793.69	State Aid Revenues	217,396.76	Veteran & Senior Citizen Taxes	121,150.00
Elections	2,273.61	Federal Aid Revenues		Total Taxes for Rate Computation	18,201,377.99
General Administration (other)	844,701.92	State and Lacal Fiscal Assistance Act Utilized		Special District Taxes	
JUDICIARY		Sale of Acquired Property		Bank Corp. Taxes	
Municipal Courts	94,930.32	Other Miscellaneous Revenues	1,167,687.35	Added and Omitted Taxes	51,057.06
PUBLIC SAFETY		Total	19,393,497.36	Total Taxes Levied - ABSTRACT	15,131,285.04
Fire Protection	52,873.10	Prior Years Surplus Appropriated	460,000.00	Total Taxes Billed	18,204,822.72
Police Protection	1,367,058.02	REVENUES TOTAL	20,353,497.36	1990 TAXES COLLECTED	17,581,540.53
Civil Defense & Disaster Control		Reserve For Uncollected Taxes	757,613.00	1990 Taxes Cancelled, Abated or Adjusted	25,365.84
Environmental Inspection & Control	80,903.00	CAPITAL OUTLAY TOTAL	730,200.28	Transfer to Tax Title Liens or Foreclosed	70,407.55
Other Public Safety				Balance Outstanding Dec. 31, 1990	527,508.49
PUBLIC WORKS				PRIOR YEARS TAXES OUTSTANDING	
Streets and Drainage	67,340.00	Public Enterprises		Balance January 1, 1990	431,943.40
Sewers and Sewage Processing		Recreation-Culture	226,722.87	Collected in 1990	417,926.97
Garbage and Trash Disposal	100,500.00	Public Works	99,176.07	Cancelled, Abated or Adjusted 1990	
Public Buildings and Grounds	262,104.68	Buildings and Grounds	454,301.34	Transfers to Tax Title Liens or Foreclosed	9,112.44
Other Public Works	917,797.66	Library and Education		Balance December 31, 1990	4,909.99
HEALTH and WELFARE		Conservation		TAX TITLE LIENS OUTSTANDING	
Health Services Except Environmental	183,136.48	All Other		Balance January 1, 1990	335,704.95
Welfare-Public Assistance	10,695.33	CAPITAL DEBT AUTHORIZED, DECEMBER 31, 1990		Transfer From Taxes	71,091.54
Hospital, Clinics, First Aid		ISSUED AND UNISSUED		Redeemed in 1990	27,143.75
Animal, Insect, & Radent Control	50,425.00	Schaal	2,758,000	Cancelled, Abated or Adjusted (1990)	522.06
Other Welfare Services		Self-Liquidating		Transfers to Foreclosed Property	63,187.50
RECREATION and CONSERVATION		Other	5,338,260	Balance December 31, 1990	315,938.18
Beaches and Baardwalks		Total	8,096,260	PROPERTY ACQUIRED BY DEED OR	
Parks, Playgrounds, Shade Trees	17,500.00			FORECLOSURE	
Lond Reclamation & Conservation	181,920.96	ISSUED AND OUTSTANDING		Balance January 1, 1990	2,069,937.98
Other Recreational Services	94,691.00	Schaal	2,758,000.00	Transfers From Taxes or Liens	73,327.12
EDUCATION (excluding schools)		Self-Liquidating		Sale for Cash (1990)	
Libraries		Other	5,233,760.38	Cancelled, Abated or Adjusted (1990)	
Other Educational Services		Total	7,991,760.38	Balance December 31, 1990	2,143,265.10
STATUTORY EXPENDITURES		EQUALIZED VALUATION BASIS		CURRENT FINANCES DECEMBER 31, 1990	
Pensions & F. I. C. A.	484,639.00	FOR NET DEBT COMPUTATION	833,291,646	ASSETS	
Employee Fringe Benefits	339,900.00	REAL PROPERTY VALUATIONS		Cash Dec. 31, 1990	1,414,432.18
Other Statutory Expenditures		Code Class # of Parcels % VAL'N		Taxes Receivable	532,416.48
CETA And Other Public Employment Programs		1 Vacant Land 2408 3.61	30,830,400.00	Tax Title Liens	315,938.18
MUNICIPAL FUNCTIONS TOTAL	5,431,316.83	2 Residential 5941 92.92	793,759,500.00	Foreclosed Property	2,143,265.10
CAPITAL IMPROVEMENTS *MEMO*	466,040.00	3 Farm 18 .15	1,258,600.00	Emergencies & Other Deferred Charges	53,413.10
DEBT SERVICE		4a Commercial 79 3.29	28,134,700.00	State and Federal Aid Receivable	36,090.58
Principal Payments	229,681.66	4b Industrial		Other Receivables	31,677.63
Interest Payments	305,660.31	4c Apartments 1 .03	269,000.00	Total	4,527,235.45
DEFERRED CHARGES		Total 8447	854,252,200.00	LIABILITIES, RESERVES, AND SURPLUS	
SCHOOL, COUNTY, SPECIAL DISTRICT TAXES	107,124.35	Land Area 10.80 Sq. Miles		Cash Liabilities	452,359.22
SCHOOL, COUNTY, SPECIAL DISTRICT TAXES	13,259,831.98	Net Valuation Taxable-Municipal	856,309,701	Reserves for Receivables	3,023,299.59
RESERVE FOR UNCOLLECTED TAXES	757,613.00	Net Valuation Taxable-County	859,453,814	Surplus Dec. 31, 1990	1,051,576.64
EXPENDITURES TOTAL	20,091,228.13	State Equalized Valuation	874,099,355	Total	4,527,235.45
		State Equalization Ratio	97.96		



Population 1980 1,463  
 Population 1990 1,719  
 S & P Rating  
 Moody Rating

General Tax Rate Per \$100. 2.89  
 State Equalized Tax Rate 2.23

HOPE TOWNSHIP - WARREN COUNTY  
 Form of Government  
 Township Committee  
 Number of Members - 3

PER CAPITA:  
 Gross Debt 289.34  
 Net Debt 289.34  
 Debt Service 15.46  
 Total Tax Levy 1,672.06  
 Municipal Expenditures 499.68

PER CENT:  
 Gross Debt .42  
 Net Debt .42  
 Tax Levy Collected 89.57  
 Tax Levy Cancelled, Abated or Adjusted .11

EXPENDITURES		REVENUES-REALIZED		1990 PROPERTY TAX	
GENERAL GOVERNMENT				STATE EQUALIZED TAX RATE 1.32	
Governing Body & Public Boards		1990 Property Taxes Collected	2,579,625.92	Local District Schaal Taxes	1,670,937.00
Municipal Clerk		1990 Payments in Lieu of Taxes		Regional & Consolidated Schaal Tax	
Financial Administration	16,432.45	Delinquent Tax & Lien Collections	200,138.06	Schaal Taxes in Municipal Budget	
Assessment of Taxes	12,794.95	Business Personalty Replacement Taxes	20,175.84	County Taxes	.59 747,861.25
Collection of Taxes	16,033.00	Taxes from Public Utilities	143,244.00	County Library Taxes	.03 37,116.78
Planning, Housing & Development	25,051.98	Other Miscellaneous Tax Revenues		Local Municipal Purpose Taxes	.29 370,600.00
Human Resources		State Aid Revenues	61,424.64	Veteran & Senior Citizen Taxes	12,000.00
Elections	537.79	Federal Aid Revenues		Total Taxes for Rate Computation	2.23 2,837,915.03
General Administration (other)	109,176.51	State and Local Fiscal Assistance Act Utilized		Special District Taxes	
JUDICIARY		Sale of Acquired Property		Bank Corp. Taxes	
Municipal Courts	62,314.24	Other Miscellaneous Revenues	193,178.43	Added and Omitted Taxes	48,358.66
PUBLIC SAFETY		Total	3,197,736.94	Total Taxes Levied - ABSTRACT	2,874,273.69
Fire Protection	24,336.60	Prior Years Surplus Appropriated	90,000.00	Total Taxes Billed	2,879,888.00
Police Protection	9,451.36	REVENUES TOTAL	3,237,736.94	1990 TAXES COLLECTED	2,579,625.92
Civil Defense & Disaster Control	3,047.87	Reserve for Uncollected Taxes	232,844.48	1990 Taxes Cancelled, Abated or Adjusted	3,118.83
Environmental Inspection & Control	11,430.54	CAPITAL OUTLAY TOTAL	554,051.34	Transfer to Tax Title Liens or Foreclosed	31,886.54
Other Public Safety				Balance Outstanding Dec. 31, 1990	265,256.71
PUBLIC WORKS				PRIOR YEARS TAXES OUTSTANDING	
Streets and Drainage	151,915.94	Public Enterprises		Balance January 1, 1990	202,113.29
Sewers and Sewage Processing		Recreation-Culture		Collected in 1990	182,686.24
Garbage and Trash Disposal	52,029.67	Public Works	52,317.56	Cancelled, Abated or Adjusted 1990	1,363.39
Public Buildings and Grounds	14,223.57	Buildings and Grounds	501,763.73	Transfers to Tax Title Liens or Foreclosed	18,063.66
Other Public Works		Library and Education		Balance December 31, 1990	
HEALTH and WELFARE		Conservation		TAX TITLE LIENS OUTSTANDING	
Health Services Except Environmental		All Other		Balance January 1, 1990	41,440.15
Welfare-Public Assistance	3,300.00	CAPITAL DEBT AUTHORIZED, DECEMBER 31, 1990		Transfer From Taxes	52,428.00
Hospital, Clinics, First Aid		ISSUED AND UNISSUED GROSS DEBT NET DEBT		Redeemed in 1990	17,451.82
Animal, Insect, & Rodent Control	4,728.94	Schaal		Cancelled, Abated or Adjusted (1990)	
Other Welfare Services		Self-Liquidating		Transfers to Foreclosed Property	
RECREATION and CONSERVATION		Other	497,373	Balance December 31, 1990	76,416.33
Beaches and Boardwalks		Total	497,373	PROPERTY ACQUIRED BY DEED OR FORECLOSURE	
Parks, Playgrounds, Shade Trees	100.00	ISSUED AND OUTSTANDING		Balance January 1, 1990	22,300.00
Land Reclamation & Conservation	26,427.47	Schaal		Transfers From Taxes or Liens	
Other Recreational Services		Self-Liquidating		Sale for Cash (1990)	
EDUCATION (excluding schools)		Other	497,373.60	Cancelled, Abated or Adjusted (1990)	
Libraries		Total	497,373.60	Balance December 31, 1990	22,300.00
Other Educational Services	100.00	EQUALIZED VALUATION BASIS		CURRENT FINANCES DECEMBER 31, 1990	
STATUTORY EXPENDITURES		FOR NET DEBT COMPUTATION	118,404,705	ASSETS	
Pensions & F. I. C. A.	22,773.04	REAL PROPERTY VALUATIONS		Cash Dec. 31, 1990	1,123,042.21
Employee Fringe Benefits	13,262.45	Code Class # of Parcels % VAL'N ASSESSED VALUATION		Taxes Receivable	265,256.71
Other Statutory Expenditures	2,000.00	1 Vacant Land 242 8.15 7,936,710.00		Tax Title Liens	76,416.33
CETA And Other Public Employment Programs		2 Residential 540 69.09 67,247,350.00		Foreclosed Property	22,300.00
MUNICIPAL FUNCTIONS TOTAL	583,068.37	3 Farm 311 16.70 16,256,489.00		Emergencies & Other Deferred Charges	24,211.28
CAPITAL IMPROVEMENTS *MEMO*	116,000.00	4a Commercial 30 5.60 5,454,550.00		State and Federal Aid Receivable	194,000.00
DEBT SERVICE		4b Industrial 1 .19 185,600.00		Other Receivables	12,905.80
Principal Payments	24,343.40	4c Apartments 1 .26 251,200.00		Total	1,718,132.33
Interest Payments	2,227.02	Total 1125 97,331,899.00		LIABILITIES, RESERVES, AND SURPLUS	
DEFERRED CHARGES	11,466.96	Land Area 18.90 Sq. Miles		Cash Liabilities	1,146,588.41
SCHOOL, COUNTY, SPECIAL DISTRICT TAXES	2,455,915.03	Net Valuation Taxable-Municipal	97,976,781	Reserves for Receivables	437,405.37
RESERVE FOR UNCOLLECTED TAXES	232,844.48	Net Valuation Taxable-County	125,656,267	Surplus Dec. 31, 1990	134,138.55
EXPENDITURES TOTAL	3,314,365.26	State Equalized Valuation	126,706,142	Total	1,718,132.33
		State Equalization Ratio	77.21		



1105

Population 1980 2,001  
Population 1990 1,968  
S & P Rating  
Moody Rating

General Tax Rate Per \$100.

4.21

State Equalized Tax Rate

1.96

**HOPEWELL BOROUGH - MERCER COUNTY**  
Form of Government  
**Borough Council**  
Number of Members - 6

PER CAPITA:

Gross Debt 1,103.33  
Net Debt 623.63  
Debt Service 73.83  
Total Tax Levy 1,427.30  
Municipal Expenditures 613.79

PER CENT:

Gross Debt 1.62  
Net Debt .92  
Tax Levy Collected 95.95  
Tax Levy Cancelled, Abated or Adjusted .29

EXPENDITURES		REVENUES-REALIZED		1990 PROPERTY TAX	
<b>GENERAL GOVERNMENT</b>				STATE EQUALIZED TAX RATE $\rightarrow$	
Governing Body & Public Boards	24,700.00	1990 Property Taxes Collected	2,702,918.10	Local District School Taxes	
Municipal Clerk	12,200.00	1990 Payments in Lieu of Taxes		Regional & Consolidated School Tax	1.04 1,445,874.88
Financial Administration	5,830.00	Delinquent Tax & Lien Collections	72,955.36	School Taxes in Municipal Budget	
Assessment of Taxes	7,567.92	Business Personalty Replacement Taxes	32,915.68	County Taxes	.53 738,469.63
Collection of Taxes	13,475.00	Taxes from Public Utilities	104,841.00	County Library Taxes	
Planning, Housing & Development		Other Miscellaneous Tax Revenues		Local Municipal Purpose Taxes	.38 521,626.91
Human Resources		State Aid Revenues	145,859.10	Veteran & Senior Citizen Taxes	13,800.00
Elections	1,000.00	Federal Aid Revenues		Total Taxes for Rate Computation	1.95 2,719,771.42
General Administration (other)	96,045.00	State and Local Fiscal Assistance Act Utilized		Special District Taxes	67,350.00
<b>JUDICIARY</b>		Sale of Acquired Property		Bank Corp. Taxes	
Municipal Courts	12,105.00	Other Miscellaneous Revenues	351,924.05	Added and Omitted Taxes	35,612.73
<b>PUBLIC SAFETY</b>		Total	3,411,413.29	Total Taxes Levied - ABSTRACT	2,808,934.15
Fire Protection	172,034.00	Prior Years Surplus Appropriated	106,000.00	Total Taxes Billed	2,817,079.88
Police Protection	733.30	REVENUES TOTAL	3,517,413.29	1990 TAXES COLLECTED	2,702,918.10
Civil Defense & Disaster Control		Reserve For Uncollected Taxes	109,010.16	1990 Taxes Cancelled, Abated or Adjusted	7,914.23
Environmental Inspection & Control		<b>CAPITAL OUTLAY TOTAL</b>	410,567.45	Transfer to Tax Title Liens or Foreclosed	
Other Public Safety				Balance Outstanding Dec. 31, 1990	106,247.55
<b>PUBLIC WORKS</b>				<b>PRIOR YEARS TAXES OUTSTANDING</b>	
Streets and Drainage	200,822.65	Public Enterprises	141,072.31	Balance January 1, 1990	73,064.89
Sewers and Sewage Processing	99,541.00	Recreation-Culture		Collected in 1990	72,955.36
Garbage and Trash Disposal	167,665.52	Public Works	257,786.83	Cancelled, Abated or Adjusted 1990	109.53
Public Buildings and Grounds	41,830.00	Buildings and Grounds	11,708.31	Transfers to Tax Title Liens or Foreclosed	
Other Public Works		Library and Education		Balance December 31, 1990	
<b>HEALTH and WELFARE</b>		Conservation		<b>TAX TITLE LIENS OUTSTANDING</b>	
Health Services Except Environmental	3,475.29	All Other		Balance January 1, 1990	
Welfare-Public Assistance	1,330.00	<b>CAPITAL DEBT AUTHORIZED, DECEMBER 31, 1990</b>		Transfer From Taxes	
Hospital, Clinics, First Aid		<b>ISSUED AND UNISSUED GROSS DEBT NET DEBT</b>		Redeemed in 1990	
Animal, Insect, & Rodent Control	2,300.00	School 337,808		Cancelled, Abated or Adjusted (1990)	
Other Welfare Services		Self-Liquidating 354,000		Transfers to Foreclosed Property	
<b>RECREATION and CONSERVATION</b>		Other 1,479,550	1,227,300	Balance December 31, 1990	
Beaches and Boardwalks		Total 2,171,358	1,227,300	<b>PROPERTY ACQUIRED BY DEED OR FORECLOSURE</b>	
Parks, Playgrounds, Shade Trees	6,432.76	<b>ISSUED AND OUTSTANDING</b>		Balance January 1, 1990	
Land Reclamation & Conservation	359.10	School 337,803.89		Transfers From Taxes or Liens	
Other Recreational Services	8,500.00	Self-Liquidating 354,000.00		Sale for Cash (1990)	
<b>EDUCATION (excluding schools)</b>		Other 1,451,900.00		Cancelled, Abated or Adjusted (1990)	
Libraries	34,948.00	Total 2,143,703.89		Balance December 31, 1990	
Other Educational Services		<b>EQUALIZED VALUATION BASIS FOR NET DEBT COMPUTATION</b>	133,882,228	<b>CURRENT FINANCES DECEMBER 31, 1990 ASSETS</b>	
<b>STATUTORY EXPENDITURES</b>		<b>REAL PROPERTY VALUATIONS</b>		Cash Dec. 31, 1990	389,123.63
Pensions & F. I. C. A.	20,700.00	Code Class # of Parcels % VAL'N		Taxes Receivable	106,247.55
Employee Fringe Benefits	6,000.00	1 Vacant Land 44 1.61	1,026,100.00	Tax Title Liens	
Other Statutory Expenditures		2 Residential 606 80.54	51,276,550.00	Foreclosed Property	
CETA And Other Public Employment Programs	944,534.54	3 Farm 6 .77	490,600.00	Emergencies & Other Deferred Charges	3,200.00
<b>MUNICIPAL FUNCTIONS TOTAL</b>	944,534.54	4a Commercial 64 12.95	8,246,500.00	State and Federal Aid Receivable	
<b>CAPITAL IMPROVEMENTS *MEMO*</b>	10,000.00	4b Industrial 5 2.85	1,912,900.00	Other Receivables	45,357.61
<b>DEBT SERVICE</b>		4c Apartments 5 1.28	314,350.00	Total	544,428.79
Principal Payments	66,400.00	Total 730	63,667,000.00	<b>LIABILITIES, RESERVES, AND SURPLUS</b>	
Interest Payments	78,898.92	Land Area .75 Sq. Miles		Cash Liabilities	152,936.96
<b>DEFERRED CHARGES</b>	9,100.00	Net Valuation Taxable-Municipal	64,386,065	Reserves for Receivables	152,105.16
SCHOOL, COUNTY, SPECIAL DISTRICT TAXES	2,251,694.51	Net Valuation Taxable-County	143,043,706	Surplus Dec. 31, 1990	229,386.57
RESERVE FOR UNCOLLECTED TAXES	109,010.16	State Equalized Valuation	137,578,480	Total	544,428.79
<b>EXPENDITURES TOTAL</b>	3,459,638.13	State Equalization Ratio	46.52		

0607  
 Population 1980 4,365  
 Population 1990 4,215  
 S & P Rating  
 Moody Rating AAA  
 General Tax Rate Per \$100. 2.22  
 State Equalized Tax Rate 2.15

HOPEWELL TWP. - CUMBERLAND CO.  
 Form of Government  
 Township Committee  
 Number of Members - 5

PER CAPITA:  
 Gross Debt 2,727.65  
 Net Debt 1,582.33  
 Debt Service 7.89  
 Total Tax Levy 701.21  
 Municipal Expenditures 235.55  
 PER CENT:  
 Gross Debt 10.00  
 Net Debt 5.80  
 Tax Levy Collected 91.02  
 Tax Levy Cancelled, Abated or Adjusted

EXPENDITURES		REVENUES-REALIZED		1990 PROPERTY TAX	
GENERAL GOVERNMENT				STATE EQUALIZED TAX RATE	
Governing Body & Public Boards		1990 Property Taxes Collected	2,690,260.17	Local District Schaal Taxes	876,163.00
Municipal Clerk		1990 Payments in Lieu of Taxes		Regional & Consolidated Schaal Tax	489,073.70
Financial Administration	41,500.00	Delinquent Tax & Lien Collections	224,101.87	Schaal Taxes in Municipal Budget	
Assessment of Taxes	19,000.00	Business Personalty Replacement Taxes	36,495.04	County Taxes	1.02 *
Collection of Taxes	23,300.00	Taxes from Public Utilities	165,776.00	County Library Taxes	
Planning, Housing & Development	15,100.00	Other Miscellaneous Tax Revenues		Local Municipal Purpose Taxes	173,000.00
Human Resources	10,248.00	State Aid Revenues	81,248.00	Veteran & Senior Citizen Taxes	46,850.00
Elections	9,600.00	Federal Aid Revenues		Total Taxes for Rate Computation	2.15 2,965,630.34
General Administration (other)	144,875.00	State and Local Fiscal Assistance Act Utilized		Special District Taxes	
JUDICIARY		State and Local Fiscal Assistance Act Utilized		Bank Corp. Taxes	
Municipal Courts	14,500.00	Sale of Acquired Property		Added and Omitted Taxes	36,825.54
PUBLIC SAFETY		Other Miscellaneous Revenues	225,464.53	Total Taxes Levied - ABSTRACT	2,955,605.88
Fire Protection	40,880.00		3,423,345.61	Total Taxes Billed	2,955,605.88
Police Protection	12,326.00	Prior Years Surplus Appropriated	280,000.00	1990 TAXES COLLECTED	2,690,260.17
Civil Defense & Disaster Control	1,850.00	REVENUES TOTAL	3,703,345.61	1990 Taxes Cancelled, Abated or Adjusted	
Environmental Inspection & Control	26,203.00	Reserve For Uncollected Taxes	256,037.00	Transfer to Tax Title Liens or Foreclosed	
Other Public Safety		CAPITAL OUTLAY TOTAL	6,296.25	Balance Outstanding Dec. 31, 1990	265,345.71
PUBLIC WORKS				PRIOR YEARS TAXES OUTSTANDING	
Streets and Drainage	254,520.00	Public Enterprises		Balance January 1, 1990	222,198.56
Sewers and Sewage Processing		Recreation-Culture		Collected in 1990	213,353.50
Garbage and Trash Disposal		Public Works	6,296.25	Cancelled, Abated or Adjusted 1990	
Public Buildings and Grounds	24,000.00	Buildings and Grounds		Transfers to Tax Title Liens or Foreclosed	
Other Public Works		Library and Education		Balance December 31, 1990	8,845.06
HEALTH and WELFARE		Conservation		TAX TITLE LIENS OUTSTANDING	
Health Services Except Environmental	100.00	All Other		Balance January 1, 1990	31,906.55
Welfare-Public Assistance	2,200.00	CAPITAL DEBT AUTHORIZED, DECEMBER 31, 1990		Transfer From Taxes	
Hospital, Clinics, First Aid		ISSUED AND UNISSUED		Redeemed in 1990	10,748.37
Animal, Insect, & Rodent Control	2,500.00	School	10,929,045	Cancelled, Abated or Adjusted (1990)	
Other Welfare Services		Self-Liquidating		Transfers to Foreclosed Property	
RECREATION and CONSERVATION		Other	568,000	Balance December 31, 1990	21,158.18
Beaches and Boardwalks		Total	11,497,045	PROPERTY ACQUIRED BY DEED OR	
Parks, Playgrounds, Shade Trees				FORECLOSURE	
Land Reclamation & Conservation		ISSUED AND OUTSTANDING		Balance January 1, 1990	11,000.00
Other Recreational Services	2,000.00	Schaal	6,379,045.82	Transfers From Taxes or Liens	
EDUCATION (excluding schaal)		Self-Liquidating		Sale for Cash (1990)	
Libraries		Other	288,000.00	Cancelled, Abated or Adjusted (1990)	
Other Educational Services		Total	6,667,045.82	Balance December 31, 1990	11,000.00
STATUTORY EXPENDITURES		EQUALIZED VALUATION BASIS		CURRENT FINANCES DECEMBER 31, 1990	
Pensions & F. I. C. A.	24,422.14	FOR NET DEBT COMPUTATION	114,949,354	ASSETS	
Employee Fringe Benefits		REAL PROPERTY VALUATIONS		Cash Dec. 31, 1990	1,223,103.20
Other Statutory Expenditures		Code Class # of Parcels % VAL'N		Taxes Receivable	274,190.77
CETA And Other Public Employment Programs		1 Vacant Land 344 3.09	4,029,000.00	Tax Title Liens	21,158.18
MUNICIPAL FUNCTIONS TOTAL	669,124.14	2 Residential 1232 74.36	96,369,900.00	Foreclosed Property	11,000.00
CAPITAL IMPROVEMENTS *MEMO*		3 Farm 613 16.48	21,477,600.00	Emergencies & Other Deferred Charges	28,200.00
DEBT SERVICE		4a Commercial 47 6.06	7,892,100.00	State and Federal Aid Receivable	71,000.00
Principal Payments	13,003.17	4b Industrial		Other Receivables	7,023.06
Interest Payments	20,250.60	4c Apartments		Total	1,635,675.21
DEFERRED CHARGES	34,400.00	Total 2236	130,268,600.00	LIABILITIES, RESERVES, AND SURPLUS	
SCHOOL, COUNTY, SPECIAL DISTRICT TAXES	2,745,780.34	Land Area 31.40 Sq. Miles		Cash Liabilities	742,943.73
RESERVE FOR UNCOLLECTED TAXES	256,037.00	Net Valuation Taxable-Municipal	131,648,844	Reserves for Receivables	313,372.01
EXPENDITURES TOTAL	3,739,610.25	Net Valuation Taxable-County	120,794,964	Surplus Dec. 31, 1990	579,359.47
		State Equalized Valuation	135,802,491	Total	1,635,675.21
		State Equalization Ratio	96.91		

\*Includes County Health Service Taxes, County Vocational Schaal Taxes, or County Open Space Tax. See Table 13.



Population 1980 10,893  
 Population 1990 11,590  
 S & P Rating  
 Moody Rating

General Tax Rate Per \$100. 3.30  
 State Equalized Tax Rate 1.71

HOPEWELL TWP. - MERCER CO.  
 Form of Government  
 Township Committee  
 Number of Members - 5

PER CAPITA: Gross Debt 1,209.89  
 Net Debt 933.77  
 Debt Service 87.42  
 Total Tax Levy 1,865.93  
 Municipal Expenditures 557.19  
 PER CENT: Gross Debt 1.24  
 Net Debt .96  
 Tax Levy Collected 95.91  
 Tax Levy Cancelled, Abated or Adjusted .22

EXPENDITURES		REVENUES-REALIZED		1990 PROPERTY TAX	
GENERAL GOVERNMENT				STATE EQUALIZED TAX RATE	
Governing Body & Public Boords	26,168.00	1990 Property Taxes Collected 20,800,112.36		Local District School Taxes	
Municipal Clerk	57,324.16	1990 Payments in Lieu of Taxes		Regional & Consolidated School Tax	.97 11,791,098.18
Financial Administration	67,152.51	Delinquent Tax & Lien Collections 331,795.24		School Taxes in Municipal Budget	
Assessment of Taxes	101,118.26	Business Personalty Replacement Taxes 277,737.40		County Taxes	.51 6,191,229.72
Collection of Taxes	79,701.49	Taxes from Public Utilities 1,190,731.00		County Library Taxes	.05 559,691.68
Planning, Housing & Development	198,162.05	Other Miscellaneous Tax Revenues		Local Municipal Purpose Taxes	.18 2,205,900.38
Human Resources	55,234.00	State Aid Revenues 39,309.00		Veteran & Senior Citizen Taxes	80,266.00
Elections	54,854.39	Federal Aid Revenues		Total Taxes for Rate Computation	1.71 20,828,185.96
General Administration (other)	416,558.85	State and Local Fiscal Assistance Act Utilized		Special District Taxes	503,406.00
JUDICIARY		Sale of Acquired Property		Bank Corp. Taxes	
Municipal Courts	128,155.17	Other Miscellaneous Revenues		Added and Omitted Taxes	374,766.02
PUBLIC SAFETY		Total 1,487,198.74		Total Taxes Levied - ABSTRACT	21,626,091.98
Fire Protection	211,508.24	Prior Years Surplus Appropriated		Total Taxes Billed	21,688,151.35
Police Protection	1,110,082.59	REVENUES TOTAL 26,017,882.02		1990 TAXES COLLECTED	20,800,112.36
Civil Defense & Disaster Control	2,155.00	Reserve For Uncollected Taxes 956,935.00		1990 Taxes, Cancelled, Abated or Adjusted	48,262.39
Environmental Inspection & Control	146,074.12	CAPITAL OUTLAY TOTAL 3,792,541.05		Transfer to Tax Title Liens or Foreclosed	
Other Public Safety		Public Enterprises		Balance Outstanding Dec. 31, 1990	839,776.60
PUBLIC WORKS		Recreation-Culture		PRIOR YEARS TAXES OUTSTANDING	
Streets and Drainage	593,408.66	Public Works		Balance January 1, 1990	862,520.30
Sewers and Sewage Processing	157,000.00	Buildings and Grounds		Collected in 1990	831,795.24
Gorbage and Trash Disposol		Library and Education		Cancelled, Abated or Adjusted 1990	1,152.94
Public Buildings and Grounds	152,920.00	Conservation		Transfers to Tax Title Liens or Foreclosed	
Other Public Works		All Other		Balance December 31, 1990	29,572.12
HEALTH and WELFARE		CAPITAL DEBT AUTHORIZED, DECEMBER 31, 1990		TAX TITLE LIENS OUTSTANDING	
Health Services Except Environmental	158,030.82	ISSUED AND UNISSUED GROSS DEBT NET DEBT		Balance January 1, 1990	
Welfare-Public Assistance	2,903.49	School 2,842,061		Transfer From Taxes	
Hospital, Clinics, First Aid		Self-Liquidating 1,866,200		Redeemed in 1990	
Animal, Insect, & Rodent Control	21,200.00	Other 9,302,750		Cancelled, Abated or Adjusted (1990)	
Other Welfare Services		Total 14,011,011		Transfers to Foreclosed Property	
RECREATION and CONSERVATION		ISSUED AND OUTSTANDING		Balance December 31, 1990	
Beaches and Boardwalks	75.00	School 2,842,061.00		PROPERTY ACQUIRED BY DEED OR FORECLOSURE	
Parks, Playgrounds, Shade Trees	14,796.77	Self-Liquidating 1,655,000.00		Balance January 1, 1990	
Land Reclamation & Conservation	5,600.00	Other 9,255,250.00		Transfers From Taxes or Liens	
Other Recreational Services		Total 13,752,311.00		Sole for Cosh (1990)	
EDUCATION (excluding schools)		EQUALIZED VALUATION BASIS		Cancelled, Abated or Adjusted (1990)	
Libraries	14,985.00	FOR NET DEBT COMPUTATION 1,126,380.851		Balance December 31, 1990	
Other Educational Services		REAL PROPERTY VALUATIONS		CURRENT FINANCES DECEMBER 31, 1990	
STATUTORY EXPENDITURES		Code Class # of Parcels % VAL'N ASSESSED VALUATION		ASSETS	
Pensions & F. L. C. A.	365,521.03	1 Vacant Land 625 3.59 22,563,000.00		Cosh Dec. 31, 1990	4,628,833.80
Employee Fringe Benefits	332,879.26	2 Residential 3503 68.52 430,350,880.00		Taxes Receivable	869,348.72
Other Statutory Expenditures	100.00	3 Farm 915 9.06 56,900,200.00		Tax Title Liens	
CETA And Other Public Employment Programs		4a Commercial 123 5.48 34,399,550.00		Foreclosed Property	
MUNICIPAL FUNCTIONS TOTAL 4,473,668.86		4b Industrial 28 13.16 82,662,350.00		Emergencies & Other Deferred Charges	65,063.53
CAPITAL IMPROVEMENTS *MEMO* 108,958.00		4c Apartments 7 .19 1,174,800.00		State and Federal Aid Receivable	5,302.82
DEBT SERVICE		Total 5201 628,050,780.00		Other Receivables	18,547.91
Principal Payments	360,456.00	Land Area 58.00 Sq. Miles		Total	5,587,096.78
Interest Payments	652,727.19	Net Valuation Taxable-Municipal 630,257,503		LIABILITIES, RESERVES, AND SURPLUS	
DEFERRED CHARGES	14,051.72	Net Valuation Taxable-County 1,201,497,125		Cosh Liabilities	2,847,589.43
SCHOOL, COUNTY, SPECIAL DISTRICT TAXES	19,045,425.58	State Equalized Valuation 1,215,128,276		Reserves for Receivables	887,896.63
RESERVE FOR UNCOLLECTED TAXES	956,935.00	State Equalization Ratio 51.78		Surplus Dec. 31, 1990	1,851,610.72
EXPENDITURES TOTAL 25,503,264.35				Total	5,587,096.78



Population 1980 25,065  
 Population 1990 38,987  
 S & P Rating BB9  
 Moody Rating AAA

General Tax Rate Per \$100. 4.15  
 State Equalized Tax Rate 1.83

HOWELL TOWNSHIP - MONMOUTH CO.  
 Form of Government  
 Township Committee  
 Number of Members - 5

## PER CAPITA:

Gross Debt 2,304.71  
 Net Debt 1,742.38  
 Debt Service 46.86  
 Total Tax Levy 1,104.18  
 Municipal Expenditures 507.99

## PER CENT:

Gross Debt 4.36  
 Net Debt 3.30  
 Tax Levy Collected 94.78  
 Tax Levy Cancelled, Abated or Adjusted

EXPENDITURES		REVENUES-REALIZED		1990 PROPERTY TAX	
GENERAL GOVERNMENT				STATE EQUALIZED TAX RATE	
Governing Body & Public Boards	33,200.00	1990 Property Taxes Collected		Local District School Taxes	19,058,053.50
Municipal Clerk	156,133.00	1990 Payments in Lieu of Taxes		Regional & Consolidated School Tax	7,128,071.55
Financial Administration	211,525.50	Delinquent Tax & Lien Collections		School Taxes in Municipal Budget	
Assessment of Taxes	113,492.55	Business Personalty Replacement Taxes		County Taxes	* 9,585,870.61
Collection of Taxes	103,304.00	Taxes from Public Utilities		County Library Taxes	309,382.59
Planning, Housing & Development	221,576.97	Other Miscellaneous Tax Revenues		Local Municipal Purpose Taxes	4,213,159.00
Human Resources	222,924.50	State Aid Revenues		Veteran & Senior Citizen Taxes	256,900.00
Elections	5,628.00	Federal Aid Revenues		Total Taxes for Rate Computation	40,551,437.25
General Administration (other)	2,027,126.71	State and Local Fiscal Assistance Act Utilized		Special District Taxes	1,695,097.10
JUDICIARY		Sale of Acquired Property		Bank Corp. Taxes	
Municipal Courts	289,949.00	Other Miscellaneous Revenues		Added and Omitted Taxes	1,058,961.63
PUBLIC SAFETY		Total		Total Taxes Levied - ABSTRACT	43,048,595.98
Fire Protection	193,448.97	Prior Years Surplus Appropriated		Total Taxes Billed	43,073,180.39
Police Protection	3,868,412.00	REVENUES TOTAL		1990 TAXES COLLECTED	40,826,683.76
Civil Defense & Disaster Control	9,300.00	Reserve For Uncollected Taxes		1990 Taxes Cancelled, Abated or Adjusted	469,288.69
Environmental Inspection & Control	446,797.00	CAPITAL OUTLAY TOTAL		Transfer to Tax Title Liens or Foreclosed	
Other Public Safety				Balance Outstanding Dec. 31, 1990	1,774,207.94
PUBLIC WORKS				PRIOR YEARS TAXES OUTSTANDING	
Streets and Drainage	285,000.00	Public Enterprises		Balance January 1, 1990	2,124,787.15
Sewers and Sewage Processing		Recreation-Culture		Collected in 1990	1,874,431.57
Garbage and Trash Disposal	376,410.00	Public Works		Cancelled, Abated or Adjusted 1990	
Public Buildings and Grounds		Buildings and Grounds		Transfers to Tax Title Liens or Foreclosed	250,355.58
Other Public Works	1,544,159.00	Library and Education		Balance December 31, 1990	
HEALTH and WELFARE		Conservation		TAX TITLE LIENS OUTSTANDING	
Health Services Except Environmental	53,244.00	All Other		Balance January 1, 1990	165,905.36
Welfare-Public Assistance	45,231.00	CAPITAL DEBT AUTHORIZED, DECEMBER 31, 1990		Transfer From Taxes	761,771.09
Hospital, Clinics, First Aid		ISSUED AND UNISSUED GROSS DEBT NET DEBT		Redeemed in 1990	48,976.88
Animal, Insect, & Rodent Control	2,000.00	School 21,923,664		Cancelled, Abated or Adjusted (1990)	
Other Welfare Services		Self-Liquidating 67,930,199		Transfers to Foreclosed Property	
RECREATION and CONSERVATION		Other 89,853,863		Balance December 31, 1990	878,699.57
Beaches and Boardwalks		Total 67,930,199		PROPERTY ACQUIRED BY DEED OR FORECLOSURE	
Parks, Playgrounds, Shade Trees	1,720.00	ISSUED AND OUTSTANDING		Balance January 1, 1990	484,100.00
Land Reclamation & Conservation	251,234.45	School 21,923,664.91		Transfers From Taxes or Liens	
Other Recreational Services	406,892.00	Self-Liquidating 13,829,000.00		Sale for Cash (1990)	
EDUCATION (excluding schools)		Other 35,752,664.91		Cancelled, Abated or Adjusted (1990)	
Libraries	5,000.00	Total		Balance December 31, 1990	484,100.00
Other Educational Services	25,445.00	EQUALIZED VALUATION BASIS		CURRENT FINANCES DECEMBER 31, 1990	
STATUTORY EXPENDITURES		FOR NET DEBT COMPUTATION		ASSETS	
Pensions & F. I. C. A.	1,101,055.42	REAL PROPERTY VALUATIONS		Cash Dec. 31, 1990	7,304,404.14
Employee Fringe Benefits	856,300.00	Code Class # of Parcels % VAL'N ASSESSED VALUATION		Taxes Receivable	1,774,207.94
Other Statutory Expenditures		1 Vacant Land 2121 3.45 33,323,200.00		Tax Title Liens	878,699.57
CETA And Other Public Employment Programs		2 Residential 11806 80.76 779,586,800.00		Foreclosed Property	484,100.00
MUNICIPAL FUNCTIONS TOTAL	12,866,531.97	3 Farm 888 4.60 44,354,700.00		Emergencies & Other Deferred Charges	496,372.00
CAPITAL IMPROVEMENTS *MEMO*		4a Commercial 316 9.20 88,802,000.00		State and Federal Aid Receivable	161,568.28
DEBT SERVICE		4b Industrial 47 2.00 19,268,900.00		Other Receivables	218,363.26
Principal Payments	992,000.00	4c Apartments 15178 965,335,600.00		Total	11,317,715.19
Interest Payments	834,885.00	Total Land Area 62.10 Sq. Miles		LIABILITIES, RESERVES, AND SURPLUS	
DEFERRED CHARGES		Net Valuation Taxable-Municipal 970,995,343		Cash Liabilities	4,033,450.80
SCHOOL, COUNTY, SPECIAL DISTRICT TAXES	37,776,475.35	Net Valuation Taxable-County 2,291,593,262		Reserves for Receivables	3,355,370.77
RESERVE FOR UNCOLLECTED TAXES	4,500,622.06	State Equalized Valuation 2,198,109,436		Surplus Dec. 31, 1990	3,928,893.62
EXPENDITURES TOTAL	57,581,633.38	State Equalization Ratio 44.03		Total	11,317,715.19

2112

Population 1980 2,829  
 Population 1990 3,940  
 S & P Rating  
 Moody Rating

General Tax Rate Per \$100. 1.98  
 State Equalized Tax Rate 2.16

INDEPENDENCE TOWNSHIP - WARREN CO.  
 Form of Government  
 Township Committee  
 Number of Members - 5

PER CAPITA:  
 Gross Debt 859.14 PER CENT.  
 Net Debt 386.80 Gross Debt 1.44  
 Debt Service 43.30 Net Debt .65  
 Total Tax Levy 1,417.45 Tax Levy Collected 92.73  
 Municipal Expenditures 429.59 Tax Levy Cancelled, Abated or Adjusted .46

EXPENDITURES		REVENUES-REALIZED		1990 PROPERTY TAX	
GENERAL GOVERNMENT				STATE EQUALIZED TAX RATE 1.19	
Governing Body & Public Boards		1990 Property Taxes Collected	5,130,134.93	Local District School Taxes	3,027,363.00
Municipal Clerk	19,400.00	1990 Payments in Lieu of Taxes	24,672.00	Regional & Consolidated School Tax	
Financial Administration	23,663.00	Delinquent Tax & Lien Collections	251,972.45	School Taxes in Municipal Budget	
Assessment of Taxes	25,283.21	Business Personalty Replacement Taxes	29,051.48	County Taxes	.61 1,566,552.99
Collection of Taxes	23,929.92	Taxes from Public Utilities	142,379.00	County Library Taxes	.03 77,749.39
Planning, Housing & Development	47,101.00	Other Miscellaneous Tax Revenues		Local Municipal Purpose Taxes	.33 838,676.08
Human Resources		State Aid Revenues	24,761.37	Veteran & Senior Citizen Taxes	24,000.00
Elections		Federal Aid Revenues		Total Taxes for Rate Computation	2.16 5,534,941.46
General Administration (other)	313,375.58	State and Local Fiscal Assistance Act Utilized		Special District Taxes	
JUDICIARY		State and Local Fiscal Assistance Act Utilized		Bank Corp. Taxes	
Municipal Courts	23,332.47	Sale of Acquired Property		Added and Omitted Taxes	74,402.68
PUBLIC SAFETY		Other Miscellaneous Revenues	332,774.21	Total Taxes Levied - ABSTRACT	5,584,744.14
Fire Protection	16,274.40	Total	5,985,794.49	Total Taxes Billed	5,586,528.50
Police Protection	194,407.58	Prior Years Surplus Appropriated	319,000.00	1990 TAXES COLLECTED	5,190,134.98
Civil Defense & Disaster Control	500.00	REVENUES TOTAL	6,304,794.49	1990 Taxes Cancelled, Abated or Adjusted	25,562.28
Environmental Inspection & Control	59,646.94	Reserve For Uncollected Taxes	345,734.53	Transfer to Tax Title Liens or Foreclosed	16,012.26
Other Public Safety		CAPITAL OUTLAY TOTAL	17,524.95	Balance Outstanding Dec. 31, 1990	364,768.98
PUBLIC WORKS				PRIOR YEARS TAXES OUTSTANDING	
Streets and Drainage	114,279.00	Public Enterprises		Balance January 1, 1990	200,990.46
Sewers and Sewage Processing		Recreation-Culture	4,967.76	Collected in 1990	198,919.84
Garbage and Trash Disposal	45,649.00	Public Works		Cancelled, Abated or Adjusted 1990	2,076.62
Public Buildings and Grounds	21,476.55	Buildings and Grounds	12,557.19	Transfers to Tax Title Liens or Foreclosed	
Other Public Works		Library and Education		Balance December 31, 1990	
HEALTH and WELFARE		Conservation		TAX TITLE LIENS OUTSTANDING	
Health Services Except Environmental	250.00	All Other		Balance January 1, 1990	95,949.20
Welfare-Public Assistance	11,615.24	CAPITAL DEBT AUTHORIZED, DECEMBER 31, 1990		Transfer From Taxes	16,012.26
Hospital, Clinics, First Aid		ISSUED AND UNISSUED GROSS DEBT NET DEBT		Redeemed in 1990	53,052.61
Animal, Insect, & Rodent Control	13,725.00	School 1,861,000		Cancelled, Abated or Adjusted (1990)	
Other Welfare Services		Self-Liquidating 1,524,000	1,524,000	Transfers to Foreclosed Property	
RECREATION and CONSERVATION		Other 3,385,000	1,524,000	Balance December 31, 1990	48,908.35
Beaches and Boardwalks		Total 3,385,000		PROPERTY ACQUIRED BY DEED OR FORECLOSURE	
Parks, Playgrounds, Shade Trees	5,935.00	ISSUED AND OUTSTANDING		Balance January 1, 1990	2,240.00
Land Reclamation & Conservation	33,729.96	School 1,861,000.00		Transfers From Taxes or Liens	
Other Recreational Services		Self-Liquidating 672,000.00		Sale for Cash (1990)	
EDUCATION (excluding schools)		Other 2,533,000.00		Cancelled, Abated or Adjusted (1990)	
Libraries		Total 2,533,000.00		Balance December 31, 1990	2,240.00
Other Educational Services		EQUALIZED VALUATION BASIS		CURRENT FINANCES DECEMBER 31, 1990	
STATUTORY EXPENDITURES		FOR NET DEBT COMPUTATION 234,451,247		ASSETS	
Pensions & F. I. C. A.	55,240.11	REAL PROPERTY VALUATIONS		Cash Dec. 31, 1990	1,960,777.06
Employee Fringe Benefits	11,000.00	Code Class # of Parcels % VAL'N ASSESSED VALUATION		Taxes Receivable	364,768.98
Other Statutory Expenditures		1 Vacant Land 605 13.98 38,736,600.00		Tax Title Liens	48,908.35
CETA And Other Public Employment Programs		2 Residential 1188 70.45 195,200,400.00		Foreclosed Property	2,240.00
MUNICIPAL FUNCTIONS TOTAL 1,064,833.96		3 Farm 228 5.23 14,489,440.00		Emergencies & Other Deferred Charges	115,000.00
CAPITAL IMPROVEMENTS *MEMO* 70,000.00		4a Commercial 51 4.50 12,478,920.00		State and Federal Aid Receivable	95,822.22
DEBT SERVICE		4b Industrial 4 1.25 3,465,200.00		Other Receivables	44,483.66
Principal Payments 110,000.00		4c Apartments 9 4.58 12,694,300.00		Total	2,032,020.77
Interest Payments 60,605.00		Total 2085 277,064,860.00		LIABILITIES, RESERVES, AND SURPLUS	
DEFERRED CHARGES		Land Area 20.10 Sq. Miles		Cash Liabilities	1,593,189.75
SCHOOL, COUNTY, SPECIAL DISTRICT TAXES	4,671,665.38	Net Valuation Taxable-Municipal	278,375,039	Reserves for Receivables	460,401.49
RESERVE FOR UNCOLLECTED TAXES	345,734.53	Net Valuation Taxable-County	265,562,926	Surplus Dec. 31, 1990	478,429.53
EXPENDITURES TOTAL 6,364,238.87		State Equalized Valuation	255,055,815	Total	2,632,020.77
		State Equalization Ratio	109.19		



1320  
Population 1980 1,037  
Population 1990 910  
S & P Rating  
Moody Rating

General Tax Rate Per \$100. 1.29  
State Equalized Tax Rate 1.21

INTERLAKEN BOROUGH - MONMOUTH CO.  
Form of Government  
Borough Council  
Number of Members - 6

PER CAPITA:  
Gross Debt 493.07  
Net Debt 493.07  
Debt Service 111.00  
Total Tax Levy 1,502.31  
Municipal Expenditures 1,090.61  
PER CENT:  
Gross Debt .42  
Net Debt .42  
Tax Levy Collected 97.46  
Tax Levy Cancelled, Abated or Adjusted .16

EXPENDITURES		REVENUES-REALIZED		1990 PROPERTY TAX	
GENERAL GOVERNMENT				STATE EQUALIZED TAX RATE	
Governing Body & Public Boards		1990 Property Taxes Collected	1,332,387.24	Local District School Taxes	.11 128,995.00
Municipal Clerk		1990 Payments in Lieu of Taxes		Regional & Consolidated School Tax	
Financial Administration	13,000.00	Delinquent Tax & Lien Collections	33,093.62	School Taxes in Municipal Budget	
Assessment of Taxes	3,768.00	Business Personalty Replacement Taxes	14.00	County Taxes	.43 * 494,185.34
Collection of Taxes	10,695.03	Taxes from Public Utilities	99,885.00	County Library Taxes	.01 16,209.55
Planning, Housing & Development	1,112.00	Other Miscellaneous Tax Revenues		Local Municipal Purpose Taxes	.64 725,366.72
Human Resources		State Aid Revenues	1,566.92	Veteran & Senior Citizen Taxes	8,250.00
Elections	1,078.00	Federal Aid Revenues		Total Taxes for Rate Computation	1.19 1,373,006.61
General Administration (other)	109,631.19	State and Local Fiscal Assistance Act Utilized		Special District Taxes	
JUDICIARY		Sale of Acquired Property		Bank Corp. Taxes	
Municipal Courts	9,504.57	Other Miscellaneous Revenues	73,185.45	Added and Omitted Taxes	2,344.99
PUBLIC SAFETY		Total	1,540,132.23	Total Taxes Levied - ABSTRACT	1,367,101.60
Fire Protection	9,627.00	Prior Years Surplus Appropriated	103,700.00	Total Taxes Billed	1,367,137.60
Police Protection	233,619.55	REVENUES TOTAL	1,643,832.23	1990 TAXES COLLECTED	1,332,387.24
Civil Defense & Disaster Control	14.88	Reserve For Uncollected Taxes	72,580.56	1990 Taxes Cancelled, Abated or Adjusted	2,221.73
Environmental Inspection & Control	3,765.25	CAPITAL OUTLAY TOTAL	37,283.45	Transfer to Tax Title Liens or Foreclosed	
Other Public Safety	662.00			Balance Outstanding Dec. 31, 1990	32,528.59
PUBLIC WORKS		Public Enterprises		PRIOR YEARS TAXES OUTSTANDING	
Streets and Drainage	76,472.20	Recreation-Culture		Balance January 1, 1990	33,093.64
Sewers and Sewage Processing	51,202.00	Public Works	12,674.99	Collected in 1990	33,093.62
Garbage and Trash Disposal	102,400.00	Buildings and Grounds	24,608.46	Cancelled, Abated or Adjusted 1990	
Public Buildings and Grounds		Library and Education		Transfers to Tax Title Liens or Foreclosed	
Other Public Works	3,080.00	Conservation		Balance December 31, 1990	.02
HEALTH and WELFARE		All Other		TAX TITLE LIENS OUTSTANDING	
Health Services Except Environmental	2,747.00			Balance January 1, 1990	
Welfare-Public Assistance				Transfer From Taxes	
Hospital, Clinics, First Aid				Redeemed in 1990	
Animal, Insect, & Rodent Control				Cancelled, Abated or Adjusted (1990)	
Other Welfare Services				Transfers to Foreclosed Property	
RECREATION and CONSERVATION				Balance December 31, 1990	
Beaches and Boardwalks				PROPERTY ACQUIRED BY DEED OR	
Parks, Playgrounds, Shade Trees	27,950.40			FORECLOSURE	
Land Reclamation & Conservation	27,712.04			Balance January 1, 1990	11,700.00
Other Recreational Services				Transfers From Taxes or Liens	
EDUCATION (excluding schools)				Sale for Cash (1990)	
Libraries	2,576.54			Cancelled, Abated or Adjusted (1990)	
Other Educational Services				Balance December 31, 1990	11,700.00
STATUTORY EXPENDITURES				CURRENT FINANCES DECEMBER 31, 1990	
Pensions & F. I. C. A.	42,645.65			ASSETS	
Employee Fringe Benefits	57,000.00			Cash Dec. 31, 1990	315,185.80
Other Statutory Expenditures	3,310.18			Taxes Receivable	32,528.61
CETA And Other Public Employment Programs				Tax Title Liens	
MUNICIPAL FUNCTIONS TOTAL	794,073.48			Foreclosed Property	11,700.00
CAPITAL IMPROVEMENTS *MEMO*	5,000.00			Emergencies & Other Deferred Charges	22,278.98
DEBT SERVICE				State and Federal Aid Receivable	
Principal Payments	82,924.74			Other Receivables	2,472.63
Interest Payments	13,086.90			Total	384,166.02
DEFERRED CHARGES				LIABILITIES, RESERVES, AND SURPLUS	
SCHOOL, COUNTY, SPECIAL DISTRICT TAXES	24,735.65			Cash Liabilities	69,896.35
RESERVE FOR UNCOLLECTED TAXES	637,309.89			Reserves for Receivables	46,131.24
EXPENDITURES TOTAL	1,631,841.22			Surplus Dec. 31, 1990	268,138.43
				Total	384,166.02

\*Includes County Health Service Taxes, County Vocational School Taxes, or County Open Space Tax. See Table 13.



Population 1980 **61,493**  
 Population 1990 **61,018**  
 S & P Rating  
 Moody Rating

General Tax Rate Per \$100. **13.80**  
 State Equalized Tax Rate **3.03**

**IRVINGTON TOWNSHIP - ESSEX COUNTY**  
**Form of Government**  
**Mayor-Council Plan D (OMCL 50)**  
**Number of Members - 7**

PER CAPITA:  
 Gross Debt **291.99**  
 Net Debt **230.97**  
 Debt Service **40.09**  
 Total Tax Levy **634.99**  
 Municipal Expenditures **712.09**

PER CENT:  
 Gross Debt **1.42**  
 Net Debt **1.12**  
 Tax Levy Collected **92.37**  
 Tax Levy Cancelled, Abated or Adjusted **1.03**

EXPENDITURES		REVENUES-REALIZED		1990 PROPERTY TAX	
<b>GENERAL GOVERNMENT</b>				<b>STATE EQUALIZED TAX RATE</b>	
Governing Body & Public Boards	261,372.08	1990 Property Taxes Collected	38,650,717.24	Local District School Taxes	11,049,060.00
Municipal Clerk	132,329.00	1990 Payments in Lieu of Taxes	137,998.78	Regional & Consolidated School Tax	
Financial Administration	560,176.51	Delinquent Tax & Lien Collections	1,983,921.14	School Taxes in Municipal Budget	
Assessment of Taxes	133,455.18	Business Personalty Replacement Taxes	724,901.00	County Taxes	7,810,933.26
Collection of Taxes	240,619.59	Taxes from Public Utilities	2,093,356.00	County Library Taxes	
Planning, Housing & Development	313,431.58	Other Miscellaneous Tax Revenues		Local Municipal Purpose Taxes	22,808,039.34
Human Resources	1,236,332.19	State Aid Revenues	6,265,634.00	Veteran & Senior Citizen Taxes	192,100.00
Elections	74,000.00	Federal Aid Revenues		Total Taxes for Rate Computation	41,860,132.62
General Administration (other)	2,190,738.47	State and Local Fiscal Assistance Act Utilized		Special District Taxes	
<b>JUDICIARY</b>		Sale of Acquired Property	5,200.00	Bank Corp. Taxes	
Municipal Courts	72,300.00	Other Miscellaneous Revenues	10,025,886.45	Added and Omitted Taxes	128,591.70
<b>PUBLIC SAFETY</b>		Total	59,937,614.61	Total Taxes Levied - ABSTRACT	41,796,624.32
Fire Protection	6,007,949.23	Prior Years Surplus Appropriated	800,000.00	Total Taxes Billed	41,845,209.53
Police Protection	6,220,127.32	<b>REVENUES TOTAL</b>	60,737,614.61	1990 TAXES COLLECTED	38,650,717.24
Civil Defense & Disaster Control	15,956.36	Reserve For Uncollected Taxes	2,119,140.00	1990 Taxes Cancelled, Abated or Adjusted	429,317.40
Environmental Inspection & Control	266,200.54	<b>CAPITAL OUTLAY TOTAL</b>	2,100,847.16	Transfer to Tax Title Liens or Foreclosed	867,508.27
Other Public Safety	66,158.41			Balance Outstanding Dec. 31, 1990	1,897,666.62
<b>PUBLIC WORKS</b>				<b>PRIOR YEARS TAXES OUTSTANDING</b>	
Streets and Drainage	1,415,110.23	Public Enterprises		Balance January 1, 1990	1,949,542.31
Sewers and Sewage Processing	2,712,981.93	Recreation-Culture		Collected in 1990	1,485,560.70
Garbage and Trash Disposal	3,233,980.00	Public Works	1,399,015.87	Cancelled, Abated or Adjusted 1990	43,932.93
Public Buildings and Grounds	711,491.21	Buildings and Grounds	701,831.29	Transfers to Tax Title Liens or Foreclosed	328,794.49
Other Public Works		Library and Education		Balance December 31, 1990	91,254.14
<b>HEALTH and WELFARE</b>		Conservation		<b>TAX TITLE LIENS OUTSTANDING</b>	
Health Services Except Environmental	503,249.47	All Other		Balance January 1, 1990	2,119,360.82
Welfare-Public Assistance	309,550.00			Transfer From Taxes	1,278,150.67
Hospital, Clinics, First Aid		<b>CAPITAL DEBT AUTHORIZED, DECEMBER 31, 1990</b>		Redeemed in 1990	498,360.44
Animal, Insect, & Rodent Control		<b>ISSUED AND UNISSUED</b>		Cancelled, Abated or Adjusted (1990)	
Other Welfare Services	619,826.24	School	3,723,000	Transfers to Foreclosed Property	
<b>RECREATION and CONSERVATION</b>		Self-Liquidating		Balance December 31, 1990	2,899,151.05
Beaches and Boardwalks		Other	14,093,585	<b>PROPERTY ACQUIRED BY DEED OR</b>	
Parks, Playgrounds, Shade Trees	416,037.88	Total	17,816,585	<b>FORECLOSURE</b>	
Land Reclamation & Conservation	3,304.25	<b>ISSUED AND OUTSTANDING</b>		Balance January 1, 1990	163,600.00
Other Recreational Services	153,072.71	School	3,723,000.00	Transfers From Taxes or Liens	
<b>EDUCATION (excluding schools)</b>		Self-Liquidating		Sale for Cash (1990)	
Libraries	547,000.00	Other	11,572,585.52	Cancelled, Abated or Adjusted (1990)	12,600.00
Other Educational Services		Total	15,295,585.52	Balance December 31, 1990	151,000.00
<b>STATUTORY EXPENDITURES</b>		<b>EQUALIZED VALUATION BASIS</b>		<b>CURRENT FINANCES DECEMBER 31, 1990</b>	
Pensions & F. I. C. A.	3,481,179.89	<b>FOR NET DEBT COMPUTATION</b>	1,258,715,731	<b>ASSETS</b>	
Employee Fringe Benefits	1,982,833.00	<b>REAL PROPERTY VALUATIONS</b>		Cash Dec. 31, 1990	5,279,112.07
Other Statutory Expenditures		<b>Code Class # of Parcels % VAL'N</b>		Taxes Receivable	1,988,920.76
<b>CETA And Other Public Employment Programs</b>		1 Vacant Land 342 1.19	3,535,100.00	Tax Title Liens	2,899,151.05
<b>MUNICIPAL FUNCTIONS</b>		2 Residential 7968 59.24	176,418,300.00	Foreclosed Property	151,000.00
<b>CAPITAL IMPROVEMENTS *MEMO*</b>		3 Farm 635 14.28	42,535,500.00	Emergencies & Other Deferred Charges	4,594,380.64
<b>DEBT SERVICE</b>		4a Commercial 190 7.37	21,962,000.00	State and Federal Aid Receivable	784,189.78
Principal Payments	1,324,220.92	4c Apartments 359 17.91	53,347,100.00	Other Receivables	2,055,795.89
Interest Payments	1,121,826.72	Total 9494	297,798,000.00	Total	17,752,550.19
<b>TYPE I SCHL DEBT *MEMO</b>		Land Area 2.80 Sq. Miles		<b>LIABILITIES, RESERVES, AND SURPLUS</b>	
<b>DEFERRED CHARGES</b>		Net Valuation Taxable-Municipal	302,141,200	Cash Liabilities	11,116,373.12
<b>SCHOOL, COUNTY, SPECIAL DISTRICT TAXES</b>		Net Valuation Taxable-County	1,317,534,787	Reserves for Receivables	6,594,161.46
<b>RESERVE FOR UNCOLLECTED TAXES</b>		State Equalized Valuation	1,361,672,279	Surplus Dec. 31, 1990	42,015.61
<b>EXPENDITURES TOTAL</b>	62,310,346.92	State Equalization Ratio	21.94	Total	17,752,550.19

1510  
 Population 1980 1,575  
 Population 1990 1,470  
 S & P Rating  
 Moody Rating

General Tax Rate Per \$100. 1.63  
 State Equalized Tax Rate 1.62

ISLAND HEIGHTS BOROUGH - OCEAN CO.  
 Form of Government  
 Small Municipality Plan A (OMCL 50)  
 Number of Members - 7

PER CAPITA:  
 Gross Debt 805.05  
 Net Debt 481.41  
 Debt Service 31.27  
 Total Tax Levy 1,505.02  
 Municipal Expenditures 629.46  
 PER CENT:  
 Gross Debt .95  
 Net Debt .57  
 Tax Levy Collected 93.45  
 Tax Levy Cancelled, Abated or Adjusted 1.05

EXPENDITURES		REVENUES-REALIZED		1990 PROPERTY TAX	
GENERAL GOVERNMENT				STATE EQUALIZED TAX RATE	
Governing Body & Public Boards		1990 Property Taxes Collected	2,068,854.43	Local District School Taxes	.56 763,244.00
Municipal Clerk		1990 Payments in Lieu of Taxes		Regional & Consolidated School Tax	.31 424,349.54
Financial Administration	22,818.10	Delinquent Tax & Lien Collections	115,887.11	School Taxes in Municipal Budget	
Assessment of Taxes	5,156.00	Business Personalty Replacement Taxes	5,714.72	County Taxes	.36 * 497,020.33
Collection of Taxes	13,280.00	Taxes from Public Utilities	90,142.00	County Library Taxes	.02 33,147.28
Planning, Housing & Development	5,712.00	Other Miscellaneous Tax Revenues		Local Municipal Purpose Taxes	.36 493,607.63
Human Resources	22,638.29	State Aid Revenues	7,259.39	Veteran & Senior Citizen Taxes	22,050.00
Elections	3,255.43	Federal Aid Revenues		Total Taxes for Rate Computation	1.61 2,233,418.78
General Administration (other)	113,066.76	State and Local Fiscal Assistance Act Utilized		Special District Taxes	
JUDICIARY		Sale of Acquired Property		Bank Corp. Taxes	
Municipal Courts	13,502.63	Other Miscellaneous Revenues	95,473.29	Added and Omitted Taxes	2,475.38
PUBLIC SAFETY		Total	2,384,330.94	Total Taxes Levied - ABSTRACT	2,213,844.16
Fire Protection	8,955.00	Prior Years Surplus Appropriated	110,800.00	Total Taxes Billed	2,068,854.43
Police Protection	149,506.00	REVENUES TOTAL	2,495,130.94	1990 TAXES COLLECTED	
Civil Defense & Disaster Control	500.00	Reserve For Uncollected Taxes	134,719.46	1990 Taxes Cancelled, Abated or Adjusted	23,272.22
Environmental Inspection & Control	8,074.20	CAPITAL OUTLAY TOTAL	513,101.59	Transfer to Tax Title Liens or Foreclosed	8,668.66
Other Public Safety				Balance Outstanding Dec. 31, 1990	113,048.85
PUBLIC WORKS				PRIOR YEARS TAXES OUTSTANDING	
Streets and Drainage	24,559.54	Public Enterprises	244,029.71	Balance January 1, 1990	115,814.63
Sewers and Sewage Processing		Recreation—Culture		Collected in 1990	110,056.20
Garbage and Trash Disposal	209,250.00	Public Works	213,113.43	Cancelled, Abated or Adjusted 1990	
Public Buildings and Grounds		Buildings and Grounds	55,958.45	Transfers to Tax Title Liens or Foreclosed	5,758.43
Other Public Works	6,500.00	Library and Education		Balance December 31, 1990	
HEALTH and WELFARE		Conservation		TAX TITLE LIENS OUTSTANDING	
Health Services Except Environmental	499.10	All Other		Balance January 1, 1990	4,199.63
Welfare-Public Assistance	350.00	CAPITAL DEBT AUTHORIZED, DECEMBER 31, 1990		Transfer From Taxes	14,795.37
Hospital, Clinics, First Aid		ISSUED AND UNISSUED GROSS DEBT NET DEBT		Redeemed in 1990	6,830.91
Animal, Insect, & Rodent Control	7,623.25	School 68,159		Cancelled, Abated or Adjusted (1990)	
Other Welfare Services		Self-Liquidating 407,600		Transfers to Foreclosed Property	
RECREATION and CONSERVATION		Other 707,669	707,669	Balance December 31, 1990	12,164.09
Beaches and Boardwalks	5,875.00	Total 1,183,428	707,669	PROPERTY ACQUIRED BY DEED OR FORECLOSURE	
Parks, Playgrounds, Shade Trees	15,560.00	ISSUED AND OUTSTANDING		Balance January 1, 1990	
Land Reclamation & Conservation	36,510.00	School 68,159.20		Transfers From Taxes or Liens	
Other Recreational Services	6,679.99	Self-Liquidating 362,600.00		Sale for Cash (1990)	
EDUCATION (excluding schools)		Other 340,000.00		Cancelled, Abated or Adjusted (1990)	
Libraries	850.00	Total 770,759.20		Balance December 31, 1990	
Other Educational Services		EQUALIZED VALUATION BASIS		CURRENT FINANCES DECEMBER 31, 1990	
STATUTORY EXPENDITURES		FOR NET DEBT COMPUTATION	124,286,573	ASSETS	
Pensions & F. I. C. A.	28,224.00	REAL PROPERTY VALUATIONS		Cash Dec. 31, 1990	308,777.46
Employee Fringe Benefits	12,000.00	Code Class # of Parcels % VAL'N ASSESSED VALUATION		Taxes Receivable	113,048.85
Other Statutory Expenditures	4,500.00	1 Vacant Land 104 6.14 8,335,500.00		Tax Title Liens	12,164.09
CETA And Other Public Employment Programs		2 Residential 746 86.51 117,440,500.00		Foreclosed Property	
MUNICIPAL FUNCTIONS TOTAL	726,525.29	3 Farm 9,666,900.00		Emergencies & Other Deferred Charges	56,400.00
CAPITAL IMPROVEMENTS *MEMO*		4a Commercial 25 7.12 312,000.00		State and Federal Aid Receivable	
DEBT SERVICE		4b Industrial 1 .23		Other Receivables	9,199.27
Principal Payments	31,500.00	4c Apartments 876 135,754,900.00		Total	499,589.67
Interest Payments	14,463.06	Total Land Area .60 Sq. Miles		LIABILITIES, RESERVES, AND SURPLUS	
DEFERRED CHARGES	18,093.85	Net Valuation Taxable-Municipal	135,947,759	Cash Liabilities	133,370.05
SCHOOL, COUNTY, SPECIAL DISTRICT TAXES	1,717,761.15	Net Valuation Taxable-County	130,932,023	Reserves for Receivables	134,412.21
RESERVE FOR UNCOLLECTED TAXES	134,719.46	State Equalized Valuation	136,410,900	Surplus Dec. 31, 1990	231,807.41
EXPENDITURES TOTAL	2,643,062.81	State Equalization Ratio	99.66	Total	499,589.67



1511

Population 1980 25,644  
 Population 1990 33,233  
 S & P Rating  
 Moody Rating AAA

General Tax Rate Per \$100. 2.45  
 State Equalized Tax Rate 2.42

JACKSON TOWNSHIP - OCEAN COUNTY  
 Form of Government  
 Township Committee  
 Number of Members - 5

PER CAPITA:  
 Gross Debt 1,306.98  
 Net Debt 454.63  
 Debt Service 40.88  
 Total Tax Levy 1,256.75  
 Municipal Expenditures 536.88

PER CENT:  
 Gross Debt 2.86  
 Net Debt .99  
 Tax Levy Collected 91.12  
 Tax Levy Cancelled, Abated or Adjusted .56

EXPENDITURES		REVENUES-REALIZED		1990 PROPERTY TAX	
GENERAL GOVERNMENT		1990 Property Taxes Collected		STATE EQUALIZED TAX RATE	
Governing Body & Public Boards			33,071,519.46	Local District School Taxes	1.33 21,814,998.50
Municipal Clerk				Regional & Consolidated School Tax	
Financial Administration	191,029.00	1990 Payments in Lieu of Taxes		School Taxes in Municipal Budget	
Assessment of Taxes	468,989.95	Delinquent Tax & Lien Collections	2,376,835.93	County Taxes	.38 * 6,241,348.30
Collection of Taxes	221,847.90	Business Personalty Replacement Taxes	128,908.63	County Library Taxes	.03 416,262.60
Planning, Housing & Development	204,081.73	Taxes from Public Utilities	1,837,334.00	Local Municipal Purpose Taxes	.69 11,273,201.39
Human Resources	91,611.00	Other Miscellaneous Tax Revenues		Veteran & Senior Citizen Taxes	
Elections	5,290.00	State Aid Revenues	488,360.80	Total Taxes for Rate Computation	2.43 39,931,950.79
General Administration (other)	2,028,270.35	Federal Aid Revenues		Special District Taxes	1,329,224.76
JUDICIARY		State and Local Fiscal Assistance Act Utilized		Bank Corp. Taxes	
Municipal Courts	122,254.88	Sale of Acquired Property		Added and Omitted Taxes	690,516.92
PUBLIC SAFETY		Other Miscellaneous Revenues	1,620,341.96	Total Taxes Levied - ABSTRACT	41,765,542.47
Fire Protection	8,250.00		44,523,300.83	Total Taxes Billed	41,779,475.36
Police Protection	519,449.33	Prior Years Surplus Appropriated	343,000.00	1990 TAXES COLLECTED	38,071,519.46
Civil Defense & Disaster Control	9,530.00	REVENUES TOTAL	44,966,300.83	1990 Taxes Cancelled, Abated or Adjusted	234,193.83
Environmental Inspection & Control	336,574.91	Reserve For Uncollected Taxes	4,360,000.00	Transfer to Tax Title Liens or Foreclosed	441,136.37
Other Public Safety		CAPITAL OUTLAY TOTAL	2,998,855.66	Balance Outstanding Dec. 31, 1990	3,032,625.70
PUBLIC WORKS				PRIOR YEARS TAXES OUTSTANDING	
Streets and Drainage	444,975.00	Public Enterprises		Balance January 1, 1990	3,319,989.21
Sewers and Sewage Processing	37,000.00	Recreation-Culture	22,349.35	Collected in 1990	2,072,959.85
Garbage and Trash Disposal	420,000.00	Public Works	587,073.60	Cancelled, Abated or Adjusted 1990	35,634.67
Public Buildings and Grounds	383,128.60	Buildings and Grounds	2,275,615.17	Transfers to Tax Title Liens or Foreclosed	277,686.69
Other Public Works	1,031,193.83	Library and Education	60,267.54	Balance December 31, 1990	933,708.00
HEALTH and WELFARE		Conservation	53,550.00	TAX TITLE LIENS OUTSTANDING	
Health Services Except Environmental	2,574,843.27	All Other		Balance January 1, 1990	653,038.23
Welfare-Public Assistance	103,666.09	CAPITAL DEBT AUTHORIZED, DECEMBER 31, 1990		Transfer From Taxes	734,116.56
Hospital, Clinics, First Aid	42,600.00	ISSUED AND UNISSUED		Redeemed in 1990	303,376.08
Animal, Insect, & Rodent Control	48,570.00	SCHOOL	28,326,000	Cancelled, Abated or Adjusted (1990)	
Other Welfare Services		Self-Liquidating		Transfers to Foreclosed Property	
RECREATION and CONSERVATION		Other	15,108,856	Balance December 31, 1990	1,083,278.71
Beaches and Boardwalks	250.00	Total	43,434,856	PROPERTY ACQUIRED BY DEED OR FORECLOSURE	
Parks, Playgrounds, Shade Trees	470,013.00	ISSUED AND OUTSTANDING		Balance January 1, 1990	1,906,390.00
Land Reclamation & Conservation	305,189.04	School	6,826,000.00	Transfers From Taxes or Liens	
Other Recreational Services		Self-Liquidating		Sale for Cash (1990)	
EDUCATION (excluding schools)		Other	10,889,669.48	Cancelled, Abated or Adjusted (1990)	
Libraries	300.00	Total	17,715,669.48	Balance December 31, 1990	1,906,390.00
Other Educational Services		EQUALIZED VALUATION BASIS		CURRENT FINANCES DECEMBER 31, 1990	
STATUTORY EXPENDITURES		FOR NET DEBT COMPUTATION	1,520,920.36	ASSETS	
Pensions & F. I. C. A.	1,004,937.00	REAL PROPERTY VALUATIONS		Cash Dec. 31, 1990	4,894,398.93
Employee Fringe Benefits	801,950.00	Code Class # of Parcels % VAL'N		Taxes Receivable	3,966,333.70
Other Statutory Expenditures	500.00	1 Vacant Land 3994 12.73	205,251,500.00	Tax Title Liens	1,083,278.71
CETA And Other Public Employment Programs		2 Residential 9081 71.33	1,150,389,400.00	Foreclosed Property	1,906,390.00
MUNICIPAL FUNCTIONS TOTAL	11,876,294.93	3 Farm 197 .61	9,981,000.00	Emergencies & Other Deferred Charges	547,250.00
CAPITAL IMPROVEMENTS *MEMO*	150,000.00	4a Commercial 187 12.58	202,814,400.00	State and Federal Aid Receivable	26,372.96
DEBT SERVICE		4b Industrial 52 1.12	18,042,100.00	Other Receivables	304,015.07
Principal Payments	595,935.10	4c Apartments 14 1.62	26,189,000.00	Total	12,728,039.42
Interest Payments	761,744.55	Total 13525	1,612,667,400.00	LIABILITIES, RESERVES, AND SURPLUS	
DEFERRED CHARGES	247,250.00	Land Area 100.30 Sq. Miles		Cash Liabilities	3,693,108.94
SCHOOL, COUNTY, SPECIAL DISTRICT TAXES	29,801,824.16	Net Valuation Taxable-Municipal	1,623,711,419	Reserves for Receivables	7,260,017.48
RESERVE FOR UNCOLLECTED TAXES	4,360,000.00	Net Valuation Taxable-County	1,645,979,514	Surplus Dec. 31, 1990	1,774,913.00
EXPENDITURES TOTAL	47,644,048.74	State Equalized Valuation	1,641,977,878	Total	12,728,039.42
		State Equalization Ratio	98.88		



1208

Population 1980 4,114  
 Population 1990 5,294  
 S & P Rating  
 Moody Rating BAA1

General Tax Rate Per \$100. 3.62  
 State Equalized Tax Rate 2.10

## JAMESBURG BOROUGH - MIDDLESEX CO.

Form of Government  
 Borough Council  
 Number of Members - 6

## PER CAPITA:

Gross Debt 339.27  
 Net Debt 339.27  
 Debt Service 40.59  
 Total Tax Levy 903.29  
 Municipal Expenditures 439.21

## PER CENT:

Gross Debt .92  
 Net Debt .92  
 Tax Levy Collected 92.17  
 Tax Levy Cancelled, Abated or Adjusted .20

EXPENDITURES		REVENUES-REALIZED		1990 PROPERTY TAX	
GENERAL GOVERNMENT				STATE EQUALIZED TAX RATE 1.17	
Governing Body & Public Boards		1990 Property Taxes Collected	4,419,110.15	Local District School Taxes	2,543,491.00
Municipal Clerk		1990 Payments in Lieu of Taxes	14,000.00	Regional & Consolidated School Tax	
Financial Administration	19,350.00	Delinquent Tax & Lien Collections	288,111.60	School Taxes in Municipal Budget	
Assessment of Taxes	23,200.00	Business Personalty Replacement Taxes	36,795.80	County Taxes	910,400.61
Collection of Taxes	20,700.00	Taxes from Public Utilities	222,140.00	County Library Taxes	
Planning, Housing & Development	16,328.00	Other Miscellaneous Tax Revenues		Local Municipal Purpose Taxes	1,112,696.53
Human Resources	83,227.21	State Aid Revenues	64,414.06	Veteran & Senior Citizen Taxes	33,600.00
Elections	2,000.00	Federal Aid Revenues		Total Taxes for Rate Computation	4,600,188.14
General Administration (other)	262,739.58	State and Local Fiscal Assistance Act Utilized		Special District Taxes	175,308.00
JUDICIARY		Sole of Acquired Property		Bank Corp. Taxes	
Municipal Courts	30,270.00	Other Miscellaneous Revenues	309,715.99	Added and Omitted Taxes	40,100.23
PUBLIC SAFETY		Total	5,354,287.60	Total Taxes Levied - ABSTRACT	4,781,996.37
Fire Protection	9,465.00	Prior Years Surplus Appropriated	435,392.58	Total Taxes Billed	4,794,349.06
Police Protection	435,844.10	REVENUES TOTAL	5,789,680.18	1990 TAXES COLLECTED	4,419,110.15
Civil Defense & Disaster Control	30.00	Reserve For Uncollected Taxes	425,000.00	1990 Taxes Cancelled, Abated or Adjusted	9,750.85
Environmental Inspection & Control	44,900.00	CAPITAL OUTLAY TOTAL	285,390.08	Transfer to Tax Title Liens or Foreclosed	106,263.89
Other Public Safety				Balance Outstanding Dec. 31, 1990	259,224.17
PUBLIC WORKS				PRIOR YEARS TAXES OUTSTANDING	
Streets and Drainage	135,440.00	Public Enterprises		Balance January 1, 1990	320,523.40
Sewers and Sewage Processing	141,351.00	Recreation-Culture		Collected in 1990	286,843.31
Gorbage and Trash Disposal	203,711.00	Public Works	224,475.06	Cancelled, Abated or Adjusted 1990	
Public Buildings and Grounds	2,400.00	Buildings and Grounds	60,915.02	Transfers to Tax Title Liens or Foreclosed	32,553.18
Other Public Works	10,000.00	Library and Education		Balance December 31, 1990	1,126.91
HEALTH and WELFARE		Conservation		TAX TITLE LIENS OUTSTANDING	
Health Services Except Environmental	27,301.00	All Other		Balance January 1, 1990	8,466.96
Welfare-Public Assistance	13,613.00	CAPITAL DEBT AUTHORIZED, DECEMBER 31, 1990		Transfer From Taxes	138,817.07
Hospital, Clinics, First Aid		ISSUED AND UNISSUED GROSS DEBT NET DEBT		Redeemed in 1990	1,268.29
Animal, Insect, & Rodent Control	11,525.00	School		Cancelled, Abated or Adjusted (1990)	
Other Welfare Services		Self-Liquidating	1,796,118	Transfers to Foreclosed Property	
RECREATION and CONSERVATION		Other	1,796,118	Balance December 31, 1990	146,015.74
Beaches and Baardwalks	370.24	Total	1,796,118	PROPERTY ACQUIRED BY DEED OR FORECLOSURE	
Parks, Playgrounds, Shade Trees	3,102.13	ISSUED AND OUTSTANDING		Balance January 1, 1990	21,500.00
Land Reclamation & Conservation	11,613.00	School		Transfers From Taxes or Liens	
Other Recreational Services		Self-Liquidating		Sole for Cosh (1990)	
EDUCATION (excluding schools)		Other	1,670,000.00	Cancelled, Abated or Adjusted (1990)	
Libraries	55,132.75	Total	1,670,000.00	Balance December 31, 1990	21,500.00
Other Educational Services		EQUALIZED VALUATION BASIS FOR NET DEBT COMPUTATION	195,247,850	CURRENT FINANCES DECEMBER 31, 1990 ASSETS	
STATUTORY EXPENDITURES		REAL PROPERTY VALUATIONS		Cosh Dec. 31, 1990	1,994,390.16
Pensions & F. I. C. A.	102,991.05	Code Class # of Parcels % VAL'N		Taxes Receivable	260,351.08
Employee Fringe Benefits		1 Vacant Land 236 3.20	3,990,800.00	Tax Title Liens	146,015.74
Other Statutory Expenditures	1,500.00	2 Residential 1287 78.66	97,995,200.00	Foreclosed Property	21,500.00
CETA And Other Public Employment Programs		3 Farm 82 11.67	14,537,900.00	Emergencies & Other Deferred Charges	8,000.00
MUNICIPAL FUNCTIONS TOTAL	1,673,734.06	4a Commercial 2 .78	971,300.00	State and Federal Aid Receivable	9,556.73
CAPITAL IMPROVEMENTS *MEMO*	100.00	4b Industrial 13 5.67	7,083,100.00	Other Receivables	62,430.09
DEBT SERVICE		Total 1620	124,578,300.00	Total	2,502,243.80
Principal Payments	75,000.00	Land Area .87 Sq. Miles		LIABILITIES, RESERVES, AND SURPLUS	
Interest Payments	137,301.49	Net Valuation Taxable-Municipal	126,442,798	Cosh Liabilities	1,140,821.67
DEFERRED CHARGES	11,602.13	Net Valuation Taxable-County	228,049,140	Reserves for Receivables	490,296.91
SCHOOL, COUNTY, SPECIAL DISTRICT TAXES	3,629,199.61	State Equalized Valuation	216,951,332	Surplus Dec. 31, 1990	871,125.22
RESERVE FOR UNCOLLECTED TAXES	425,000.00	State Equalization Ratio	57.92	Total	2,502,243.80
EXPENDITURES TOTAL	5,954,397.29				

1414

Population 1980 16,413  
 Population 1990 17,825  
 S & P Rating  
 Moody Rating BAA1

General Tax Rate Per \$100. 7.49  
 State Equalized Tax Rate 1.76

JEFFERSON TOWNSHIP - MORRIS COUNTY  
 Form of Government  
 Mayor-Council Plan E (OMCL 50)  
 Number of Members - 5

PER CAPITA: PER CENT:  
 Gross Debt 634.86 Gross Debt 1.05  
 Net Debt 257.28 Net Debt .43  
 Debt Service 31.36 Tax Levy Collected 95.57  
 Total Tax Levy 1,271.03 Tax Levy Cancelled, Abated  
 Municipal Expenditures 452.35 or Adjusted .11

EXPENDITURES		REVENUES-REALIZED		1990 PROPERTY TAX	
GENERAL GOVERNMENT				STATE EQUALIZED TAX RATE	
Governing Body & Public Boards	144,871.00	1990 Property Taxes Collected		Local District School Taxes	1.76 13,107,865.00
Municipal Clerk		1990 Payments in Lieu of Taxes		Regional & Consolidated School Tax	
Financial Administration	339,319.00	Delinquent Tax & Lien Collections		School Taxes in Municipal Budget	
Assessment of Taxes	93,072.00	Business Personalty Replacement Taxes		County Taxes	.27 3,015,116.56
Collection of Taxes	125,344.00	Taxes from Public Utilities		County Library Taxes	
Planning, Housing & Development	123,130.05	Other Miscellaneous Tax Revenues		Local Municipal Purpose Taxes	.33 3,677,500.00
Human Resources	122,737.00	State Aid Revenues		Veteran & Senior Citizen Taxes	118,750.00
Elections		Federal Aid Revenues		Total Taxes for Rate Computation	1.76 19,919,231.56
General Administration (other)	643,338.50	State and Local Fiscal Assistance Act Utilized		Special District Taxes	2,691,000.00
JUDICIARY		Sale of Acquired Property		Bank Corp. Taxes	
Municipal Courts	106,058.26	Other Miscellaneous Revenues		Added and Omitted Taxes	164,623.65
PUBLIC SAFETY		Total		Total Taxes Levied - ABSTRACT	22,656,110.21
Fire Protection	133,246.00	Prior Years Surplus Appropriated		Total Taxes Billed	22,667,979.67
Police Protection	1,623,216.60	REVENUES TOTAL		1990 TAXES COLLECTED	21,664,690.33
Civil Defense & Disaster Control	2,860.00	Reserve For Uncollected Taxes		1990 Taxes Cancelled, Abated or Adjusted	25,217.25
Environmental Inspection & Control	101,154.00	CAPITAL OUTLAY TOTAL		Transfer to Tax Title Liens or Foreclosed	125,191.98
Other Public Safety				Balance Outstanding Dec. 31, 1990	852,879.61
PUBLIC WORKS				PRIOR YEARS TAXES OUTSTANDING	
Streets and Drainage	1,020,332.00	Public Enterprises		Balance January 1, 1990	704,794.66
Sewers and Sewage Processing		Recreation-Culture		Collected in 1990	605,767.05
Garbage and Trash Disposal		Public Works		Cancelled, Abated or Adjusted 1990	27,415.04
Public Buildings and Grounds	173,450.00	Buildings and Grounds		Transfers to Tax Title Liens or Foreclosed	64,552.88
Other Public Works		Library and Education		Balance December 31, 1990	7,059.69
HEALTH and WELFARE		Conservation		TAX TITLE LIENS OUTSTANDING	
Health Services Except Environmental	203,836.00	All Other		Balance January 1, 1990	53,207.49
Welfare-Public Assistance	22,000.00	CAPITAL DEBT AUTHORIZED, DECEMBER 31, 1990		Transfer From Taxes	202,224.54
Hospital, Clinics, First Aid		ISSUED AND UNISSUED GROSS DEBT NET DEBT		Redeemed in 1990	10,966.61
Animal, Insect, & Rodent Control	49,077.00	School 1,277,000		Cancelled, Abated or Adjusted (1990)	335.64
Other Welfare Services	25,994.00	Self-Liquidating 5,580,098		Transfers to Foreclosed Property	
RECREATION and CONSERVATION		Other 4,459,195		Balance December 31, 1990	243,629.78
Beaches and Boardwalks		Total 11,316,293		PROPERTY ACQUIRED BY DEED OR FORECLOSURE	
Parks, Playgrounds, Shade Trees	6,000.00	ISSUED AND OUTSTANDING		Balance January 1, 1990	426,900.00
Land Reclamation & Conservation	11,908.57	School 1,277,000.00		Transfers From Taxes or Liens	
Other Recreational Services	188,979.00	Self-Liquidating 5,580,098.00		Sale for Cash (1990)	5,000.00
EDUCATION (excluding schools)		Other 4,459,195.00		Cancelled, Abated or Adjusted (1990)	
Libraries	139,066.00	Total 11,316,293.00		Balance December 31, 1990	421,900.00
Other Educational Services	10,400.00	EQUALIZED VALUATION BASIS		CURRENT FINANCES DECEMBER 31, 1990	
STATUTORY EXPENDITURES		FOR NET DEBT COMPUTATION		ASSETS	
Pensions & F. I. C. A.	485,155.00	REAL PROPERTY VALUATIONS		Cash Dec. 31, 1990	1,795,556.02
Employee Fringe Benefits	593,342.45	Code Class # of Parcels % VAL'N		Taxes Receivable	859,939.30
Other Statutory Expenditures		1 Vacant Land 1620 7.11		Tax Title Liens	243,629.78
CETA And Other Public Employment Programs		2 Residential 6464 85.96		Foreclosed Property	421,900.00
MUNICIPAL FUNCTIONS TOTAL	6,486,936.43	3 Farm 17 .23		Emergencies & Other Deferred Charges	240,000.00
CAPITAL IMPROVEMENTS *MEMO*	45,500.00	4a Commercial 179 6.24		State and Federal Aid Receivable	1,468.71
DEBT SERVICE		4b Industrial 6 .20		Other Receivables	83,978.68
Principal Payments	301,001.00	4c Apartments 6 .25		Total	3,646,472.49
Interest Payments	257,998.33	Total 8292		LIABILITIES, RESERVES, AND SURPLUS	
DEFERRED CHARGES		Land Area 41.20 Sq. Miles		Cash Liabilities	701,206.24
SCHOOL, COUNTY, SPECIAL DISTRICT TAXES	18,813,981.56	Net Valuation Taxable-Municipal		Reserves for Receivables	1,609,447.76
RESERVE FOR UNCOLLECTED TAXES	907,160.00	Net Valuation Taxable-County		Surplus Dec. 31, 1990	1,335,818.49
EXPENDITURES TOTAL	26,877,077.32	State Equalized Valuation		Total	3,646,472.49
		State Equalization Ratio			
		23.50			



Population 1980 223,532  
 Population 1990 223,537  
 S & P Rating BBB+  
 Moody Rating BAA

General Tax Rate Per \$100. 3.59  
 State Equalized Tax Rate 2.83

**JERSEY CITY CITY - HUDSON COUNTY**  
 Form of Government  
**Mayor-Council Plan C (OMCL 50)**  
 Number of Members - 9

## PER CAPITA:

Gross Debt 2,020.98  
 Net Debt 617.07  
 Debt Service 87.63  
 Total Tax Levy 983.89  
 Municipal Expenditures 1,113.91

## PER CENT:

Gross Debt 6.08  
 Net Debt 1.86  
 Tax Levy Collected 84.77  
 Tax Levy Cancelled, Abated or Adjusted .09

EXPENDITURES		REVENUES-REALIZED		1990 PROPERTY TAX	
<b>GENERAL GOVERNMENT</b>				<b>STATE EQUALIZED TAX RATE</b>	
Governing Body & Public Boards	1,187,709.00	1990 Property Taxes Collected	190,837,579.00	Local District School Taxes	72,590,863.00
Municipal Clerk	399,412.00	1990 Payments in Lieu of Taxes	6,598,542.00	Regional & Consolidated School Tax	
Financial Administration	1,409,933.00	Delinquent Tax & Lien Collections	16,130,517.50	School Taxes in Municipal Budget	.04 3,094,113.00
Assessment of Taxes	966,491.00	Business Personalty Replacement Taxes	6,978,225.00	County Taxes	.57 44,923,424.02
Collection of Taxes	745,215.00	Taxes from Public Utilities	31,863,267.00	County Library Taxes	
Planning, Housing & Development	1,570,074.00	Other Miscellaneous Tax Revenues	41,912.52	Local Municipal Purpose Taxes	1.30 102,642,489.00
Human Resources	6,403,533.00	State Aid Revenues	33,286,655.03	Veteran & Senior Citizen Taxes	1,037,550.00
Elections	61,500.00	Federal Aid Revenues	5,826,293.00	Total Taxes for Rate Computation	2.83 224,288,439.02
General Administration (other)	20,479,053.00	State and Local Fiscal Assistance Act Utilized		Special District Taxes	
<b>JUDICIARY</b>		Sole of Acquired Property		Bank Corp. Taxes	
Municipal Courts	2,340,977.00	Other Miscellaneous Revenues	43,421,012.43	Added and Omitted Taxes	1,603,428.00
<b>PUBLIC SAFETY</b>		Total	334,984,008.48	Total Taxes Levied - ABSTRACT	224,854,317.02
Fire Protection	33,901,110.00	Prior Years Surplus Appropriated		Total Taxes Billed	225,116,155.00
Police Protection	46,870,219.00	REVENUES TOTAL	334,984,008.48	1990 TAXES COLLECTED	190,837,579.00
Civil Defense & Disaster Control	75,750.00	Reserve For Uncollected Taxes	26,772,634.00	1990 Taxes Cancelled, Abated or Adjusted	193,560.00
Environmental Inspection & Control	1,344,008.00	<b>CAPITAL OUTLAY TOTAL</b>	33,019,029.94	Transfer to Tax Title Liens or Foreclosed	10,814,994.00
Other Public Safety	161,610.00			Balance Outstanding Dec. 31, 1990	23,270,022.00
<b>PUBLIC WORKS</b>				<b>PRIOR YEARS TAXES OUTSTANDING</b>	
Streets and Drainage	3,519,972.00	Public Enterprises	14,178,881.98	Balance January 1, 1990	24,310,959.00
Sewers and Sewage Processing	946,534.00	Recreation-Culture	1,313,722.13	Collected in 1990	12,814,289.00
Garbage and Trash Disposal	16,901,321.00	Public Works	5,544,955.18	Cancelled, Abated or Adjusted 1990	6,460,460.00
Public Buildings and Grounds	2,972,046.00	Buildings and Grounds	8,233,080.58	Transfers to Tax Title Liens or Foreclosed	4,813,230.00
Other Public Works	2,556,435.00	Library and Education	3,693,390.07	Balance December 31, 1990	222,980.00
<b>HEALTH and WELFARE</b>		Conservation		<b>TAX TITLE LIENS OUTSTANDING</b>	
Health Services Except Environmental	8,403,937.00	All Other		Balance January 1, 1990	14,171,948.00
Welfare-Public Assistance	5,999,072.00	<b>CAPITAL DEBT AUTHORIZED, DECEMBER 31, 1990</b>		Transfer From Taxes	16,554,178.00
Hospital, Clinics, First Aid		<b>ISSUED AND UNISSUED GROSS DEBT NET DEBT</b>		Redeemed in 1990	3,497,861.00
Animal, Insect, & Rodent Control	98,500.00	School 110,107,565		Cancelled, Abated or Adjusted (1990)	229,579.00
Other Welfare Services		Self-Liquidating 96,682,972		Transfers to Foreclosed Property	
<b>RECREATION and CONSERVATION</b>		Other 255,077,720	141,024,348	Balance December 31, 1990	26,998,686.00
Beaches and Boardwalks		Total 461,868,257	141,024,348	<b>PROPERTY ACQUIRED BY DEED OR FORECLOSURE</b>	
Parks, Playgrounds, Shade Trees	466,233.00	<b>ISSUED AND OUTSTANDING</b>		Balance January 1, 1990	11,863,027.00
Land Reclamation & Conservation	1,216,442.00	School 66,353,000.00		Transfers From Taxes or Liens	
Other Recreational Services	1,222,335.00	Self-Liquidating 74,235,172.00		Sale for Cash (1990)	
<b>EDUCATION (excluding schools)</b>		Other 203,382,427.00		Cancelled, Abated or Adjusted (1990)	
Libraries	4,480,250.00	Total 343,970,599.00		Balance December 31, 1990	11,863,027.00
Other Educational Services	5,740,206.00	<b>EQUALIZED VALUATION BASIS FOR NET DEBT COMPUTATION</b>	7,598,989,859	<b>CURRENT FINANCES DECEMBER 31, 1990</b>	
<b>STATUTORY EXPENDITURES</b>		<b>REAL PROPERTY VALUATIONS</b>		<b>ASSETS</b>	
Pensions & F. I. C. A.	15,168,176.00	Code Class # of Parcels % VAL'N		Cash Dec. 31, 1990	4,286,522.00
Employee Fringe Benefits	16,628,216.00	1 Vacant Land 4827 7.70	473,734,600.00	Taxes Receivable	23,493,002.00
Other Statutory Expenditures		2 Residential 29435 46.42	2,856,448,873.00	Tax Title Liens	26,998,686.00
CETA And Other Public Employment Programs		3 Farm		Foreclosed Property	11,863,027.00
<b>MUNICIPAL FUNCTIONS TOTAL</b>	204,234,404.00	4a Commercial 3623 19.65	1,208,870,383.00	Emergencies & Other Deferred Charges	26,407,029.00
<b>CAPITAL IMPROVEMENTS *MEMO*</b>	1,071,558.00	4b Industrial 950 16.23	998,359,320.00	State and Federal Aid Receivable	5,663,538.00
<b>DEBT SERVICE</b>		4c Apartments 1860 10.01	615,703,600.00	Other Receivables	9,749,885.00
Principal Payments	10,438,054.00	Total 40695	6,153,116,781.00	Total	108,461,689.00
Interest Payments	9,589,701.00	Land Area 14.65 Sq. Miles		<b>LIABILITIES, RESERVES, AND SURPLUS</b>	
<b>TYPE I SCHL DEBT *MEMO</b>	9,693,201.00	Net Valuation Taxable-Municipal	6,210,280,351	Cash Liabilities	40,471,528.00
<b>DEFERRED CHARGES</b>	3,535,811.00	Net Valuation Taxable-County	7,570,203,981	Reserves for Receivables	67,990,161.00
<b>SCHOOL, COUNTY, SPECIAL DISTRICT TAXES</b>	120,603,400.02	State Equalized Valuation	7,866,860,502	Surplus Dec. 31, 1990	
<b>RESERVE FOR UNCOLLECTED TAXES</b>	26,772,634.00	State Equalization Ratio	78.82	Total	108,461,689.00
<b>EXPENDITURES TOTAL</b>	375,178,004.02				



**1321**  
 Population 1980 **10,613**  
 Population 1990 **11,069**  
 S & P Rating  
 Moody Rating **BAA**  
 General Tax Rate Per \$100. **2.63**  
 State Equalized Tax Rate **2.78**

**KEANSBURG BOROUGH - MONMOUTH CO.**  
 Form of Government  
**Council-Manager Plan B (OMCL 50)**  
 Number of Members - 5

PER CAPITA:  
 Gross Debt **331.10**  
 Net Debt **310.68**  
 Debt Service **37.69**  
 Total Tax Levy **868.33**  
 Municipal Expenditures **583.14**  
 PER CENT:  
 Gross Debt **1.16**  
 Net Debt **1.09**  
 Tax Levy Collected **87.96**  
 Tax Levy Cancelled, Abated or Adjusted

EXPENDITURES		REVENUES-REALIZED		1990 PROPERTY TAX	
<b>GENERAL GOVERNMENT</b>				<b>STATE EQUALIZED TAX RATE</b>	
Governing Body & Public Boards	13,450.00	1990 Property Taxes Collected	8,454,364.32	Local District School Taxes	1.41 4,857,172.00
Municipal Clerk	66,650.00	1990 Payments in Lieu of Taxes	11,804.53	Regional & Consolidated School Tax	
Financial Administration		Delinquent Tax & Lien Collections	627,585.09	School Taxes in Municipal Budget	
Assessment of Taxes	30,935.00	Business Personalty Replacement Taxes	61,827.16	County Taxes	.39 * 1,342,272.14
Collection of Taxes	65,530.00	Taxes from Public Utilities	346,431.00	County Library Taxes	.01 44,031.28
Planning, Housing & Development	18,240.00	Other Miscellaneous Tax Revenues		Local Municipal Purpose Taxes	.97 3,332,694.14
Human Resources	279,470.00	State Aid Revenues	486,598.59	Veteran & Senior Citizen Taxes	
Elections	5,800.00	Federal Aid Revenues		Total Taxes for Rate Computation	2.78 9,657,719.56
General Administration (other)	684,187.29	State and Local Fiscal Assistance Act Utilized		Special District Taxes	
<b>JUDICIARY</b>		Sole of Acquired Property		Bank Corp. Taxes	
Municipal Courts	172,082.84	Other Miscellaneous Revenues	1,272,576.12	Added and Omitted Taxes	35,368.96
<b>PUBLIC SAFETY</b>		Total	11,261,136.31	Total Taxes Levied - ABSTRACT	9,611,538.52
Fire Protection	161,006.00	Prior Years Surplus Appropriated	181,000.00	Total Taxes Billed	9,611,538.52
Police Protection	66,053.95	REVENUES TOTAL	11,442,166.81	1990 TAXES COLLECTED	8,454,364.32
Civil Defense & Disaster Control	200.00	Reserve For Uncollected Taxes	955,811.00	1990 Taxes Cancelled, Abated or Adjusted	
Environmental Inspection & Control	55,810.00	CAPITAL OUTLAY TOTAL	230,763.32	Transfer to Tax Title Liens or Foreclosed	
Other Public Safety				Balance Outstanding Dec. 31, 1990	1,157,174.20
<b>PUBLIC WORKS</b>				PRIOR YEARS TAXES OUTSTANDING	
Streets and Drainage	1,491,048.38	Public Enterprises		Balance January 1, 1990	680,278.93
Sewers and Sewage Processing		Recreation-Culture		Collected in 1990	524,205.15
Garbage and Trash Disposal	633,500.00	Public Works	113,328.64	Cancelled, Abated or Adjusted 1990	
Public Buildings and Grounds	182,750.00	Buildings and Grounds	117,434.68	Transfers to Tax Title Liens or Foreclosed	
Other Public Works		Library and Education		Balance December 31, 1990	150,073.78
<b>HEALTH and WELFARE</b>		Conservation		TAX TITLE LIENS OUTSTANDING	
Health Services Except Environmental	46,272.07	All Other		Balance January 1, 1990	197,857.86
Welfare-Public Assistance	46,000.00	CAPITAL DEBT AUTHORIZED, DECEMBER 31, 1990		Transfer From Taxes	
Hospital, Clinics, First Aid		ISSUED AND UNISSUED		Redeemed in 1990	103,379.94
Animal, Insect, & Rodent Control		School	41,000	Cancelled, Abated or Adjusted (1990)	
Other Welfare Services	10,775.00	Self-Liquidating	185,000	Transfers to Foreclosed Property	
<b>RECREATION and CONSERVATION</b>		Other	3,438,946	Balance December 31, 1990	94,477.92
Beaches and Boardwalks		Total	3,664,946	PROPERTY ACQUIRED BY DEED OR FORECLOSURE	
Parks, Playgrounds, Shade Trees				Balance January 1, 1990	543,100.00
Land Reclamation & Conservation	800.00	ISSUED AND OUTSTANDING		Transfers From Taxes or Liens	
Other Recreational Services	24,250.00	School	41,000.00	Sale for Cash (1990)	
<b>EDUCATION (excluding schools)</b>		Self-Liquidating	185,000.00	Cancelled, Abated or Adjusted (1990)	
Libraries	6,450.00	Other	2,972,000.00	Balance December 31, 1990	548,100.00
Other Educational Services		Total	3,198,000.00	CURRENT FINANCES DECEMBER 31, 1990	
<b>STATUTORY EXPENDITURES</b>		EQUALIZED VALUATION BASIS		ASSETS	
Pensions & F. I. C. A.	337,238.54	FOR NET DEBT COMPUTATION	315,702,206	Cash Dec. 31, 1990	1,813,352.03
Employee Fringe Benefits	543,822.86	REAL PROPERTY VALUATIONS		Taxes Receivable	1,313,247.98
Other Statutory Expenditures		Code Class # of Parcels % VAL'N		Tax Title Liens	94,477.92
CETA And Other Public Employment Programs		1 Vacant Land 189 2.01	7,302,000.00	Foreclosed Property	548,100.00
<b>MUNICIPAL FUNCTIONS</b>		2 Residential 2940 83.69	304,333,400.00	Emergencies & Other Deferred Charges	581,968.10
<b>CAPITAL IMPROVEMENTS</b>		3 Farm		State and Federal Aid Receivable	99,375.92
<b>DEBT SERVICE</b>		4a Commercial 130 9.36	34,040,600.00	Other Receivables	428,492.03
Principal Payments	190,000.00	4b Industrial 4 .48	1,736,100.00	Total	4,879,013.98
Interest Payments	227,193.47	4c Apartments 57 4.47	16,237,200.00	LIABILITIES, RESERVES, AND SURPLUS	
		Total 3320	363,640,300.00	Cash Liabilities	2,233,639.11
<b>DEFERRED CHARGES</b>		Land Area .95 Sq. Miles		Reserves for Receivables	2,384,317.43
SCHOOL, COUNTY, SPECIAL DISTRICT TAXES	138,434.39	Net Valuation Taxable-Municipal	364,317,066	Surplus Dec. 31, 1990	261,056.94
RESERVE FOR UNCOLLECTED TAXES	6,243,475.42	Net Valuation Taxable-County	326,698,437	Total	4,879,013.98
EXPENDITURES TOTAL	12,693,236.21	State Equalized Valuation	345,195,762		
		State Equalization Ratio	105.55		

0907  
 Population 1980 35,735  
 Population 1990 34,874  
 S & P Rating  
 Moody Rating AAA

General Tax Rate Per \$100. 3.93  
 State Equalized Tax Rate 1.97

KEARNY TOWN - HUDSON COUNTY  
 Form of Government  
 Town Council  
 Number of Members - 9

PER CAPITA:  
 Gross Debt 896.67  
 Net Debt 516.36  
 Debt Service 127.74  
 Total Tax Levy 1,266.65  
 Municipal Expenditures 1,070.37  
 PER CENT:  
 Gross Debt .42  
 Net Debt .24  
 Tax Levy Collected 96.04  
 Tax Levy Cancelled, Abated or Adjusted

EXPENDITURES		REVENUES-REALIZED		1990 PROPERTY TAX	
GENERAL GOVERNMENT		1990 Property Taxes Collected		STATE EQUALIZED TAX RATE	
Governing Body & Public Boards		1990 Payments in Lieu of Taxes		Local District School Taxes	1.00
Municipal Clerk		Delinquent Tax & Lien Collections		Regional & Consolidated School Tax	
Financial Administration	437,960.00	Business Personality Replacement Taxes	733,502.74	School Taxes in Municipal Budget	.02
Assessment of Taxes	237,703.00	Taxes from Public Utilities	14,456,168.00	County Taxes	.63
Collection of Taxes	254,111.00	Other Miscellaneous Tax Revenues	2,460,835.00	County Library Taxes	
Planning, Housing & Development	102,850.00	State Aid Revenues	1,461,960.34	Local Municipal Purpose Taxes	.32
Human Resources	286,181.00	Federal Aid Revenues		Veteran & Senior Citizen Taxes	
Elections	21,845.00	State and Local Fiscal Assistance Act Utilized		Total Taxes for Rate Computation	1.97
General Administration (other)	2,832,038.04	Sale of Acquired Property		Special District Taxes	
JUDICIARY		Other Miscellaneous Revenues		Bank Corp. Taxes	
Municipal Courts	232,141.00	Total	8,801,165.26	Added and Omitted Taxes	151,317.78
PUBLIC SAFETY		Prior Years Surplus Appropriated	300,000.00	Total Taxes Levied - ABSTRACT	44,173,104.10
Fire Protection	6,495,291.00	REVENUES TOTAL	72,904,536.83	Total Taxes Billed	44,173,104.10
Police Protection	7,349,347.07	Reserve For Uncollected Taxes	1,210,178.00	1990 TAXES COLLECTED	42,422,318.93
Civil Defense & Disaster Control	5,400.00	CAPITAL OUTLAY TOTAL	1,154,828.83	1990 Taxes Cancelled, Abated or Adjusted	
Environmental Inspection & Control	357,692.00			Transfer to Tax Title Liens or Foreclosed	
Other Public Safety	47,000.00			Balance Outstanding Dec. 31, 1990	1,750,785.17
PUBLIC WORKS				PRIOR YEARS TAXES OUTSTANDING	
Streets and Drainage	1,807,639.00	Public Enterprises	165,054.16	Balance January 1, 1990	2,011,017.95
Sewers and Sewage Processing	503,560.00	Recreation-Culture		Collected in 1990	725,172.37
Garbage and Trash Disposal	820,834.00	Public Works		Cancelled, Abated or Adjusted 1990	
Public Buildings and Grounds	282,802.00	Buildings and Grounds	989,774.67	Transfers to Tax Title Liens or Foreclosed	
Other Public Works	106,806.00	Library and Education		Balance December 31, 1990	1,285,845.58
HEALTH and WELFARE		Conservation		TAX TITLE LIENS OUTSTANDING	
Health Services Except Environmental	690,298.00	All Other		Balance January 1, 1990	66,026.30
Welfare-Public Assistance	50,000.00	CAPITAL DEBT AUTHORIZED, DECEMBER 31, 1990		Transfer From Taxes	
Hospital, Clinics, First Aid		ISSUED AND UNISSUED		Redeemed in 1990	8,330.37
Animal, Insect, & Rodent Control		School	4,768,000.00	Cancelled, Abated or Adjusted (1990)	
Other Welfare Services	100,322.00	Self-Liquidating	2,660,424	Transfers to Foreclosed Property	
RECREATION and CONSERVATION		Other	23,342,095	Balance December 31, 1990	57,695.93
Beaches and Boardwalks		Total	31,270,519	PROPERTY ACQUIRED BY DEED OR	
Parks, Playgrounds, Shade Trees	344,799.00	ISSUED AND OUTSTANDING		FORECLOSURE	
Land Reclamation & Conservation	46,692.00	School	4,768,000.00	Balance January 1, 1990	485,182.00
Other Recreational Services	761,556.00	Self-Liquidating	2,653,000.00	Transfers From Taxes or Liens	
EDUCATION (excluding schools)		Other	23,436,000.00	Sale for Cash (1990)	
Libraries	556,255.00	Total	30,857,000.00	Cancelled, Abated or Adjusted (1990)	
Other Educational Services	64,700.00	EQUALIZED VALUATION BASIS		Balance December 31, 1990	485,182.00
STATUTORY EXPENDITURES		FOR NET DEBT COMPUTATION	2,074,038,973	CURRENT FINANCES DECEMBER 31, 1990	
Pensions and F. I. C. A.	3,007,789.00	REAL PROPERTY VALUATIONS		ASSETS	
Employee Fringe Benefits	2,509,000.00	Code Class # of Parcels % VAL'N		Cash Dec. 31, 1990	10,779,429.98
Other Statutory Expenditures	10,000.00	1 Vacant Land 226 1.91		Taxes Receivable	3,036,630.75
CETA And Other Public Employment Programs		2 Residential 6861 56.46		Tax Title Liens	57,695.93
MUNICIPAL FUNCTIONS TOTAL	30,322,610.11	3 Farm 553 11.00		Foreclosed Property	485,182.00
CAPITAL IMPROVEMENTS *MEMO*	35,000.00	4a Commercial 214 27.77		Emergencies & Other Deferred Charges	2,775,262.75
DEBT SERVICE		4b Industrial 135 2.85		State and Federal Aid Receivable	1,226,410.13
Principal Payments	1,650,212.00	4c Apartments 7989		Other Receivables	1,390,238.80
Interest Payments	2,804,572.79	Total	1,113,751,200.00	Total	19,750,850.34
TYPE I SCHL DEBT *MEMO*	391,403.00	Land Area 9.30 Sq. Miles		LIABILITIES, RESERVES, AND SURPLUS	
DEFERRED CHARGES	1,340,409.13	Net Valuation Taxable-Municipal	1,120,312,262	Cash Liabilities	14,343,059.58
SCHOOL, COUNTY, SPECIAL DISTRICT TAXES	36,906,977.32	Net Valuation Taxable-County	2,344,790,143	Reserves for Receivables	4,969,747.48
RESERVE FOR UNCOLLECTED TAXES	1,210,178.00	State Equalized Valuation	2,234,081,877	Surplus Dec. 31, 1990	438,043.28
EXPENDITURES TOTAL	74,234,959.40	State Equalization Ratio	50.02	Total	19,750,850.34



2008

Population 1980 8,221  
 Population 1990 7,574  
 S & P Rating  
 Moody Rating AAA

General Tax Rate Per \$100. 1.87  
 State Equalized Tax Rate 1.81

KENILWORTH BOROUGH - UNION COUNTY  
 Form of Government  
 Borough Council  
 Number of Members - 6

PER CAPITA:  
 Gross Debt 553.64  
 Net Debt 493.07  
 Debt Service 31.97  
 Total Tax Levy 1,869.15  
 Municipal Expenditures 750.82

PER CENT:  
 Gross Debt .56  
 Net Debt .51  
 Tax Levy Collected 97.13  
 Tax Levy Cancelled, Abated or Adjusted

EXPENDITURES		REVENUES-REALIZED		1990 PROPERTY TAX	
<b>GENERAL GOVERNMENT</b>				<b>STATE EQUALIZED TAX RATE</b>	
Governing Body & Public Boards		1990 Property Taxes Collected	13,807,447.56	Local District School Taxes	.47 3,670,592.00
Municipal Clerk		1990 Payments in Lieu of Taxes		Regional & Consolidated School Tax	.47 3,629,805.11
Financial Administration	9,350.00	Delinquent Tax & Lien Collections	330,301.71	School Taxes in Municipal Budget	
Assessment of Taxes	77,000.00	Business Personalty Replacement Taxes	451,695.40	County Taxes	.42 3,260,635.85
Collection of Taxes	9,550.00	Taxes from Public Utilities	706,189.00	County Library Taxes	
Planning, Housing & Development	86,338.00	Other Miscellaneous Tax Revenues	67,201.31	Local Municipal Purpose Taxes	.45 3,500,000.00
Human Resources	77,650.00	State Aid Revenues		Veteran & Senior Citizen Taxes	131,300.00
Elections	429,130.00	Federal Aid Revenues		Total Taxes for Rate Computation	1.81 14,192,332.96
General Administration (other)		State and Local Fiscal Assistance Act Utilized		Special District Taxes	
<b>JUDICIARY</b>	55,150.00	Sale of Acquired Property		Bank Corp. Taxes	
Municipal Courts		Other Miscellaneous Revenues	751,135.48	Added and Omitted Taxes	95,380.75
<b>PUBLIC SAFETY</b>	160,218.00	Total	16,113,970.46	Total Taxes Levied - ABSTRACT	14,156,913.71
Fire Protection	1,030,470.56	Prior Years Surplus Appropriated	380,000.00	Total Taxes Billed	14,216,127.63
Police Protection	3,600.00	<b>REVENUES</b>	16,493,970.46	1990 TAXES COLLECTED	13,807,447.56
Civil Defense & Disaster Control	47,115.00	Reserve For Uncollected Taxes	566,115.51	1990 Taxes Cancelled, Abated or Adjusted	
Environmental Inspection & Control		<b>CAPITAL OUTLAY</b>	447,534.24	Transfer to Tax Title Liens or Foreclosed	55,205.96
Other Public Safety		<b>TOTAL</b>		Balance Outstanding Dec. 31, 1990	353,474.11
<b>PUBLIC WORKS</b>	401,575.00	Public Enterprises		<b>PRIOR YEARS TAXES OUTSTANDING</b>	
Streets and Drainage	541,732.00	Recreation-Culture	15,269.32	Balance January 1, 1990	525,316.72
Sewers and Sewage Processing	733,100.00	Public Works	282,545.40	Collected in 1990	370,301.71
Public Buildings and Grounds	58,500.00	Buildings and Grounds	149,669.52	Cancelled, Abated or Adjusted 1990	1,780.60
Other Public Works	35,000.00	Library and Education		Transfers to Tax Title Liens or Foreclosed	10,632.87
<b>HEALTH and WELFARE</b>	67,850.00	Conservation		Balance December 31, 1990	182,601.54
Health Services Except Environmental	3,850.00	All Other		<b>TAX TITLE LIENS OUTSTANDING</b>	
Welfare-Public Assistance		<b>CAPITAL DEBT AUTHORIZED, DECEMBER 31, 1990</b>		Balance January 1, 1990	58,199.09
Hospital, Clinics, First Aid	6,162.00	<b>ISSUED AND UNISSUED</b>		Transfer From Taxes	65,838.83
Animal, Insect, & Rodent Control		<b>GROSS DEBT</b>	420,881	Redeemed in 1990	
Other Welfare Services		School		Cancelled, Abated or Adjusted (1990)	
<b>RECREATION and CONSERVATION</b>	32,500.00	Self-Liquidating	3,772,390	Transfers to Foreclosed Property	
Beaches and Boardwalks		Other	4,193,271	Balance December 31, 1990	124,037.92
Parks, Playgrounds, Shade Trees		Total		<b>PROPERTY ACQUIRED BY DEED OR FORECLOSURE</b>	
Land Reclamation & Conservation	14,800.00	<b>ISSUED AND OUTSTANDING</b>		Balance January 1, 1990	22,150.00
Other Recreational Services		School	420,881.12	Transfers From Taxes or Liens	
<b>EDUCATION (excluding schools)</b>	171,727.20	Self-Liquidating		Sale for Cash (1990)	
Libraries		Other	2,480,000.00	Cancelled, Abated or Adjusted (1990)	
Other Educational Services		Total	2,900,881.12	Balance December 31, 1990	22,150.00
<b>STATUTORY EXPENDITURES</b>	298,900.00	<b>EQUALIZED VALUATION BASIS</b>	742,991,577	<b>CURRENT FINANCES DECEMBER 31, 1990</b>	
Pensions & F. L. C. A.	304,010.00	<b>FOR NET DEBT COMPUTATION</b>		<b>ASSETS</b>	
Employee Fringe Benefits	9,000.00	<b>REAL PROPERTY VALUATIONS</b>		Cash Dec. 31, 1990	4,921,690.21
Other Statutory Expenditures		<b>Code Class # of Parcels % VAL'N</b>	<b>ASSESSED VALUATION</b>	Taxes Receivable	536,075.65
CETA And Other Public Employment Programs	4,664,777.76	1 Vacant Land 145 1.28	9,633,000.00	Tax Title Liens	124,037.92
<b>MUNICIPAL FUNCTIONS</b>	20,000.00	2 Residential 2442 53.92	406,705,500.00	Foreclosed Property	22,150.00
<b>CAPITAL IMPROVEMENTS</b>		3 Farm 173 10.26	77,369,800.00	Emergencies & Other Deferred Charges	50,000.00
<b>DEBT SERVICE</b>	110,000.00	4a Commercial 154 34.54	260,527,700.00	State and Federal Aid Receivable	
Principal Payments	132,110.00	4c Apartments 2914	754,236,000.00	Other Receivables	192,310.69
Interest Payments		Total		Total	5,852,264.47
<b>DEFERRED CHARGES</b>	213,719.97	Land Area 2.00 Sq. Miles		<b>LIABILITIES, RESERVES, AND SURPLUS</b>	
<b>SCHOOL, COUNTY, SPECIAL DISTRICT TAXES</b>	10,561,032.96	Net Valuation Taxable-Municipal	755,093,416	Cash Liabilities	3,899,260.40
<b>RESERVE FOR UNCOLLECTED TAXES</b>	566,115.51	Net Valuation Taxable-County	783,977,915	Reserves for Receivables	861,417.89
<b>EXPENDITURES</b>	16,247,756.20	State Equalized Valuation	779,062,121	Surplus Dec. 31, 1990	1,101,586.18
<b>TOTAL</b>		State Equalization Ratio	96.92	Total	5,852,264.47



1322  
 Population 1980 7,413  
 Population 1990 7,586  
 S & P Rating  
 Moody Rating A  
 General Tax Rate Per \$100. 4.63  
 State Equalized Tax Rate 2.34

KEYPORT BOROUGH - MONMOUTH CO.  
 Form of Government  
 Borough Council  
 Number of Members - 6

PER CAPITA:  
 Grass Debt 587.31  
 Net Debt 347.97  
 Debt Service 32.80  
 Total Tax Levy 978.87  
 Municipal Expenditures 522.80  
 PER CENT:  
 Grass Debt 1.51  
 Net Debt .89  
 Tax Levy Collected 93.44  
 Tax Levy Cancelled, Abated or Adjusted .79

EXPENDITURES		REVENUES-REALIZED		1990 PROPERTY TAX	
<b>GENERAL GOVERNMENT</b>				<b>STATE EQUALIZED TAX RATE</b>	
Governing Body & Public Boards		1990 Property Taxes Collected	5,936,799.41	Local District School Taxes	1.19 3,760,175.50
Municipal Clerk	75,910.42	1990 Payments in Lieu of Taxes	171,702.26	Regional & Consolidated School Tax	
Financial Administration	22,140.00	Delinquent Tax & Lien Collections	367,971.62	School Taxes in Municipal Budget	
Assessment of Taxes	56,617.50	Business Personalty Replacement Taxes	100,634.64	County Taxes	.42 * 1,333,029.88
Collection of Taxes	23,463.70	Taxes from Public Utilities	389,399.00	County Library Taxes	
Planning, Housing & Development	43,397.17	Other Miscellaneous Tax Revenues		Local Municipal Purpose Taxes	.73 2,319,000.00
Human Resources	2,210.52	State Aid Revenues	113,402.04	Veteran & Senior Citizen Taxes	57,450.00
Elections	304,921.45	Federal Aid Revenues		Total Taxes far Rate Computation	2.34 7,469,655.38
General Administration (other)		State and Local Fiscal Assistance Act Utilized		Special District Taxes	
<b>JUDICIARY</b>		Sale of Acquired Property		Bank Corp. Taxes	
Municipal Courts	52,631.46	Other Miscellaneous Revenues	442,324.99	Added and Omitted Taxes	13,529.55
<b>PUBLIC SAFETY</b>			8,526,233.96	Total Taxes Levied - ABSTRACT	7,425,734.93
Fire Protection	89,798.20	Prior Years Surplus Appropriated	337,000.00	Total Taxes Billed	7,424,031.40
Police Protection	1,042,163.57	<b>REVENUES</b>	8,863,233.96	<b>1990 TAXES COLLECTED</b>	6,936,799.41
Civil Defense & Disaster Control	4,000.00	Reserve For Uncollected Taxes	463,000.00	1990 Taxes Cancelled, Abated or Adjusted	58,613.96
Environmental Inspection & Control	61,137.75	<b>CAPITAL OUTLAY</b>	1,037,603.26	Transfer to Tax Title Liens or Foreclosed	65,405.89
Other Public Safety		<b>TOTAL</b>		Balance Outstanding Dec. 31, 1990	363,212.14
<b>PUBLIC WORKS</b>				<b>PRIOR YEARS TAXES OUTSTANDING</b>	
Streets and Drainage	164,460.72	Public Enterprises	32,348.74	Balance January 1, 1990	371,438.94
Sewers and Sewage Processing		Recreation-Culture	40,827.12	Collected in 1990	301,995.53
Garbage and Trash Disposal	445,988.06	Public Works	215,971.29	Cancelled, Abated or Adjusted 1990	
Public Buildings and Grounds	22,772.00	Buildings and Grounds	558,402.70	Transfers to Tax Title Liens or Foreclosed	68,009.72
Other Public Works	100,728.58	Library and Education	189,946.53	Balance December 31, 1990	1,433.69
<b>HEALTH and WELFARE</b>		Conservation	106.98	<b>TAX TITLE LIENS OUTSTANDING</b>	
Health Services Except Environmental	95,724.00	All Other		Balance January 1, 1990	95,152.93
Welfare-Public Assistance	50,066.00	<b>CAPITAL DEBT AUTHORIZED, DECEMBER 31, 1990</b>		Transfer From Taxes	141,582.60
Hospital, Clinics, First Aid		<b>ISSUED AND UNISSUED</b>		Redeemed in 1990	65,976.09
Animal, Insect, & Rodent Control	2,533.00	<b>GROSS DEBT</b>		Cancelled, Abated or Adjusted (1990)	
Other Welfare Services		School	1,815,617	Transfers to Foreclosed Property	
<b>RECREATION and CONSERVATION</b>		Self-Liquidating	2,639,682	Balance December 31, 1990	170,759.44
Beaches and Boardwalks		Other	4,455,299	<b>PROPERTY ACQUIRED BY DEED OR FORECLOSURE</b>	
Parks, Playgrounds, Shade Trees	1,000.00	<b>Total</b>		Balance January 1, 1990	117,200.00
Land Reclamation & Conservation	40,105.20	<b>ISSUED AND OUTSTANDING</b>		Transfers From Taxes or Liens	
Other Recreational Services	33,161.00	School	1,815,000.00	Sale for Cash (1990)	
<b>EDUCATION (excluding schools)</b>		Self-Liquidating	2,453,869.92	Cancelled, Abated or Adjusted (1990)	
Libraries	61,376.10	Other	4,268,869.92	Balance December 31, 1990	117,200.00
Other Educational Services	2,679.04	<b>Total</b>		<b>CURRENT FINANCES DECEMBER 31, 1990</b>	
<b>STATUTORY EXPENDITURES</b>		<b>EQUALIZED VALUATION BASIS</b>		<b>ASSETS</b>	
Pensions & F. I. C. A.	198,655.23	<b>FOR NET DEBT COMPUTATION</b>	295,201,447	Cash Dec. 31, 1990	557,469.40
Employee Fringe Benefits	157,426.29	<b>REAL PROPERTY VALUATIONS</b>		Taxes Receivable	364,645.83
Other Statutory Expenditures	4,577.57	<b>Code Class # of Parcels % VAL'N</b>		Tax Title Liens	170,759.44
<b>CETA And Other Public Employment Programs</b>		1 Vacant Land 222 2.32	3,599,400.00	Foreclosed Property	117,200.00
<b>MUNICIPAL FUNCTIONS</b>		2 Residential 1830 69.09	107,066,600.00	Emergencies & Other Deferred Charges	181,555.64
<b>CAPITAL IMPROVEMENTS</b>		3 Farm		State and Federal Aid Receivable	2,894.09
<b>DEBT SERVICE</b>		4a Commercial 229 19.14	29,656,800.00	Other Receivables	4,261.97
Principal Payments	117,850.00	4b Industrial 6 2.84	4,408,300.00	<b>Total</b>	1,398,786.37
Interest Payments	130,933.43	4c Apartments 17 6.61	10,236,900.00	<b>LIABILITIES, RESERVES, AND SURPLUS</b>	
		<b>Total</b> 2304	154,968,000.00	Cash Liabilities	308,782.32
<b>DEFERRED CHARGES</b>		Land Area 1.40 Sq. Miles		Reserves for Receivables	656,867.24
SCHOOL, COUNTY, SPECIAL DISTRICT TAXES	34,375.00	Net Valuation Taxable-Municipal	159,987,375	Surplus Dec. 31, 1990	433,136.81
SCHOOL, COUNTY, SPECIAL DISTRICT TAXES	5,093,205.38	Net Valuation Taxable-County	323,548,391	<b>Total</b>	1,398,786.37
RESERVE FOR UNCOLLECTED TAXES	463,000.00	State Equalized Valuation	311,280,245		
<b>EXPENDITURES</b>		State Equalization Ratio	50.60		
<b>TOTAL</b>	9,059,158.34				

1016

Population 1980 2,772  
 Population 1990 3,325  
 S & P Rating  
 Moody Rating

General Tax Rate Per \$100. 1.43  
 State Equalized Tax Rate 1.58

KINGWOOD TOWNSHIP - HUNTERDON CO.  
 Form of Government  
 Township Committee  
 Number of Members - 3

PER CAPITA:  
 Gross Debt 327.25  
 Net Debt 103.76  
 Debt Service  
 Total Tax Levy 1,189.52  
 Municipal Expenditures 376.46

PER CENT:  
 Gross Debt .48  
 Net Debt .15  
 Tax Levy Collected 89.32  
 Tax Levy Cancelled, Abated or Adjusted 1.48

EXPENDITURES		REVENUES-REALIZED		1990 PROPERTY TAX	
GENERAL GOVERNMENT				STATE EQUALIZED TAX RATE	
Governing Body & Public Boards		1990 Property Taxes Collected	3,553,249.98	Local District School Taxes	1,823,275.50
Municipal Clerk	25,800.00	1990 Payments in Lieu of Taxes		Regional & Consolidated School Tax	1,029,641.57
Financial Administration	19,660.00	Delinquent Tax & Lien Collections	487,973.66	School Taxes in Municipal Budget	
Assessment of Taxes	17,000.00	Business Personalty Replacement Taxes	53,837.68	County Taxes	746,095.22
Collection of Taxes	59,092.52	Taxes from Public Utilities	196,025.00	County Library Taxes	48,281.47
Planning, Housing & Development		Other Miscellaneous Tax Revenues		Local Municipal Purpose Taxes	246,988.92
Human Resources	800.00	State Aid Revenues	1,523.00	Veteran & Senior Citizen Taxes	23,050.00
Elections		Federal Aid Revenues		Total Taxes for Rate Computation	3,917,332.68
General Administration (other)	161,125.39	State and Local Fiscal Assistance Act Utilized		Special District Taxes	
JUDICIARY		Sale of Acquired Property		Bank Corp. Taxes	
Municipal Courts	19,950.00	Other Miscellaneous Revenues	301,146.44	Added and Omitted Taxes	60,856.63
PUBLIC SAFETY		Total	4,593,755.76	Total Taxes Levied - ABSTRACT	3,955,139.51
Fire Protection	39,675.30	Prior Years Surplus Appropriated	400,000.00	Total Taxes Billed	3,977,992.30
Police Protection	27,000.00	REVENUES TOTAL	4,993,755.76	1990 TAXES COLLECTED	3,553,249.98
Civil Defense & Disaster Control	1,050.00	Reserve For Uncollected Taxes	404,796.20	1990 Taxes Cancelled, Abated or Adjusted	59,028.22
Environmental Inspection & Control	48,685.53			Transfer to Tax Title Liens or Foreclosed	32,465.29
Other Public Safety				Balance Outstanding Dec. 31, 1990	333,242.81
PUBLIC WORKS		CAPITAL OUTLAY TOTAL		PRIOR YEARS TAXES OUTSTANDING	
Streets and Drainage	245,332.01	Public Enterprises		Balance January 1, 1990	544,203.22
Sewers and Sewage Processing	11,533.79	Recreation-Culture		Collected in 1990	487,973.66
Garbage and Trash Disposal		Public Works		Cancelled, Abated or Adjusted 1990	32,527.31
Public Buildings and Grounds	6,100.00	Buildings and Grounds		Transfers to Tax Title Liens or Foreclosed	22,249.05
Other Public Works		Library and Education		Balance December 31, 1990	1,457.70
HEALTH and WELFARE		Conservation		TAX TITLE LIENS OUTSTANDING	
Health Services Except Environmental	8,570.00	All Other		Balance January 1, 1990	48,791.73
Welfare-Public Assistance	1,010.00			Balance December 31, 1990	59,352.93
Hospital, Clinics, First Aid		CAPITAL DEBT AUTHORIZED, DECEMBER 31, 1990		Transfer From Taxes	
Animal, Insect, & Rodent Control	7,946.19	ISSUED AND UNISSUED		Redeemed in 1990	
Other Welfare Services		School	743,096	Cancelled, Abated or Adjusted (1990)	
RECREATION and CONSERVATION		Self-Liquidating		Transfers to Foreclosed Property	
Beaches and Boardwalks		Other	345,000	Balance December 31, 1990	108,144.66
Parks, Playgrounds, Shade Trees		Total	1,088,096	PROPERTY ACQUIRED BY DEED OR FORECLOSURE	
Land Reclamation & Conservation	17,027.98	ISSUED AND OUTSTANDING		Balance January 1, 1990	49,400.00
Other Recreational Services	4,403.83	School	743,096.45	Transfers From Taxes or Liens	
EDUCATION (excluding schools)		Self-Liquidating		Sole for Cash (1990)	
Libraries		Other		Cancelled, Abated or Adjusted (1990)	
Other Educational Services	250.00	Total	743,096.45	Balance December 31, 1990	49,400.00
STATUTORY EXPENDITURES		EQUALIZED VALUATION BASIS FOR NET DEBT COMPUTATION	225,108,013	CURRENT FINANCES DECEMBER 31, 1990	
Pensions & F. I. C. A.	40,515.28	REAL PROPERTY VALUATIONS		ASSETS	
Employee Fringe Benefits	30,000.00	Code Class # of Parcels % VAL'N		Cash Dec. 31, 1990	1,328,353.70
Other Statutory Expenditures	100.00	1 Vacant Land 229 9.13	25,039,100.00	Taxes Receivable	334,706.51
CETA And Other Public Employment Programs		2 Residential 786 56.70	154,660,000.00	Tax Title Liens	108,144.66
MUNICIPAL FUNCTIONS TOTAL	792,627.82	3 Farm 773 24.89	67,893,150.00	Foreclosed Property	49,400.00
CAPITAL IMPROVEMENTS *MEMO*	85,000.00	4a Commercial 41 5.46	14,901,775.00	Emergencies & Other Deferred Charges	69,890.33
DEBT SERVICE		4b Industrial 4 3.16	8,629,700.00	State and Federal Aid Receivable	500.02
Principal Payments		4c Apartments 4 .60	1,639,700.00	Other Receivables	4,523.23
Interest Payments		Total 1837	272,763,425.00	Total	2,395,518.95
DEFERRED CHARGES	54,308.91	Land Area 35.50 Sq. Miles		LIABILITIES, RESERVES, AND SURPLUS	
SCHOOL, COUNTY, SPECIAL DISTRICT TAXES	3,647,293.76	Net Valuation Taxable-Municipal	273,587,733	Cash Liabilities	1,283,040.58
RESERVE FOR UNCOLLECTED TAXES	404,796.20	Net Valuation Taxable-County	237,157,374	Reserves for Receivables	496,774.40
EXPENDITURES TOTAL	4,899,026.69	State Equalized Valuation	247,245,381	Surplus Dec. 31, 1990	615,703.97
		State Equalization Ratio	110.69	Total	2,395,518.95



Population 1980 7,770  
 Population 1990 8,470  
 S & P Rating  
 Moody Rating

General Tax Rate Per \$100. 2.08  
 State Equalized Tax Rate 1.68

KINNELON BOROUGH - MORRIS COUNTY  
 Form of Government  
 Borough Council  
 Number of Members - 6

## PER CAPITA:

Gross Debt 372.82  
 Net Debt 355.35  
 Debt Service 13.24  
 Total Tax Levy 1,979.07  
 Municipal Expenditures 631.95

## PER CENT:

Gross Debt 34  
 Net Debt 32  
 Tax Levy Collected 97.01  
 Tax Levy Cancelled, Abated or Adjusted 17

EXPENDITURES		REVENUES-REALIZED		1990 PROPERTY TAX	
GENERAL GOVERNMENT				STATE EQUALIZED TAX RATE — 1.66	
Governing Body & Public Boards		1990 Property Taxes Collected 16,288,099.92		Local District School Taxes	10,503,421.50
Municipal Clerk		1990 Payments in Lieu of Taxes		Regional & Consolidated School Tax	
Financial Administration	35,830.00	Delinquent Tax & Lien Collections 439,413.98		School Taxes in Municipal Budget	
Assessment of Taxes	58,501.00	Business Personalty Replacement Taxes 32,555.60		County Taxes	2,669,418.87
Collection of Taxes	56,653.00	Taxes from Public Utilities 407,290.00		County Library Taxes	
Planning, Housing & Development	44,506.00	Other Miscellaneous Tax Revenues		Local Municipal Purpose Taxes	3,414,451.41
Human Resources	77,643.20	State Aid Revenues 46,034.85		Veteran & Senior Citizen Taxes	33,500.00
Elections		Federal Aid Revenues		Total Taxes for Rate Computation	16,620,791.78
General Administration (other)	551,585.00	State and Local Fiscal Assistance Act Utilized		Special District Taxes	
JUDICIARY		Sale of Acquired Property		Bank Corp. Taxes	
Municipal Courts	49,932.00	Other Miscellaneous Revenues 516,307.94		Added and Omitted Taxes	175,413.86
PUBLIC SAFETY		Total 17,729,702.29		Total Taxes Levied - ABSTRACT	16,762,705.64
Fire Protection	101,131.70	Prior Years Surplus Appropriated 1,100,000.00		Total Taxes Billed	16,789,735.22
Police Protection	774,610.47	REVENUES TOTAL 18,829,702.29		1990 TAXES COLLECTED	16,288,099.92
Civil Defense & Disaster Control	3,500.00	Reserve For Uncollected Taxes 1,044,124.89		1990 Taxes Cancelled, Abated or Adjusted	28,250.56
Environmental Inspection & Control	69,713.00	CAPITAL OUTLAY TOTAL 1,272,013.10		Transfer to Tax Title Liens or Foreclosed	19,828.64
Other Public Safety				Balance Outstanding Dec. 31, 1990	453,556.10
PUBLIC WORKS				PRIOR YEARS TAXES OUTSTANDING	
Streets and Drainage	12,500.00	Public Enterprises		Balance January 1, 1990	436,743.50
Sewers and Sewage Processing	54,850.00	Recreation—Culture		Collected in 1990	403,610.99
Garbage and Trash Disposal	780,000.00	Public Works 1,224,685.79		Cancelled, Abated or Adjusted 1990	
Public Buildings and Grounds	93,218.00	Buildings and Grounds 47,327.31		Transfers to Tax Title Liens or Foreclosed	2,177.76
Other Public Works	389,231.00	Library and Education		Balance December 31, 1990	30,954.75
HEALTH and WELFARE		Conservation		TAX TITLE LIENS OUTSTANDING	
Health Services Except Environmental	155,622.00	All Other		Balance January 1, 1990	103,247.77
Welfare—Public Assistance	3,910.00	CAPITAL DEBT AUTHORIZED, DECEMBER 31, 1990		Transfer From Taxes	22,323.28
Hospital, Clinics, First Aid	250.00	ISSUED AND UNISSUED GROSS DEBT NET DEBT		Redeemed in 1990	35,802.99
Animal, Insect, & Rodent Control		School 148,000		Cancelled, Abated or Adjusted (1990)	
Other Welfare Services		Self-Liquidating 3,009,816 3,009,816		Transfers to Foreclosed Property	
RECREATION and CONSERVATION		Other 3,157,816 3,009,316		Balance December 31, 1990	89,768.06
Beaches and Boardwalks		ISSUED AND OUTSTANDING		PROPERTY ACQUIRED BY DEED OR FORECLOSURE	
Parks, Playgrounds, Shade Trees		School 148,000.00		Balance January 1, 1990	17,150.00
Land Reclamation & Conservation	11,106.78	Self-Liquidating 1,633,816.00		Transfers From Taxes or Liens	
Other Recreational Services	83,349.00	Other 1,781,316.00		Sale for Cash (1990)	
EDUCATION (excluding schools)		Total 1,781,316.00		Cancelled, Abated or Adjusted (1990)	
Libraries	273,758.00	EQUALIZED VALUATION BASIS		Balance December 31, 1990	17,150.00
Other Educational Services		FOR NET DEBT COMPUTATION		CURRENT FINANCES DECEMBER 31, 1990	
STATUTORY EXPENDITURES		REAL PROPERTY VALUATIONS		ASSETS	
Pensions & F. I. C. A.	312,000.00	Code Class # of Parcels % VAL'N ASSESSED VALUATION		Cash Dec. 31, 1990	2,442,813.00
Employee Fringe Benefits	165,200.00	1 Vacant Land 553 6.35 50,565,500.00		Taxes Receivable	484,510.85
Other Statutory Expenditures	16,000.00	2 Residential 2857 89.55 713,502,200.00		Tax Title Liens	89,768.06
CETA And Other Public Employment Programs		3 Farm 9 .19 1,529,100.00		Foreclosed Property	17,150.00
MUNICIPAL FUNCTIONS TOTAL	4,175,650.15	4a Commercial 103 3.90 31,092,850.00		Emergencies & Other Deferred Charges	
CAPITAL IMPROVEMENTS *MEMO*	30,000.00	4b Industrial 1 .01 113,500.00		State and Federal Aid Receivable	1,677.49
DEBT SERVICE		4c Apartments		Other Receivables	88,261.40
Principal Payments	79,704.00	Total 3523 796,803,150.00		Total	3,124,180.80
Interest Payments	32,414.98	Land Area 19.05 Sq. Miles		LIABILITIES, RESERVES, AND SURPLUS	
DEFERRED CHARGES	20,679.63	Net Valuation Taxable-Municipal 798,765,450		Cash Liabilities	682,831.57
SCHOOL, COUNTY, SPECIAL DISTRICT TAXES	13,172,340.37	Net Valuation Taxable-County 1,050,406,036		Reserves for Receivables	629,542.89
RESERVE FOR UNCOLLECTED TAXES	1,044,124.89	State Equalized Valuation 986,764,117		Surplus Dec. 31, 1990	1,811,806.34
EXPENDITURES TOTAL	18,525,434.02	State Equalization Ratio 60.91		Total	3,124,180.80



Population 1980 2,074  
 Population 1990 2,543  
 S & P Rating  
 Moody Rating

General Tax Rate Per \$100. 2.00  
 State Equalized Tax Rate 1.98

KNOWLTON TOWNSHIP - WARREN CO.  
 Form of Government  
 Township Committee  
 Number of Members - 3

PER CAPITA:  
 Gross Debt 1,692.26  
 Net Debt 111.70  
 Debt Service  
 Total Tax Levy 1,359.80  
 Municipal Expenditures 392.68

PER CENT:  
 Gross Debt 2.72  
 Net Debt .18  
 Tax Levy Collected 86.22  
 Tax Levy Cancelled, Abated or Adjusted 1.50

EXPENDITURES		REVENUES-REALIZED		1990 PROPERTY TAX	
<b>GENERAL GOVERNMENT</b>				<b>STATE EQUALIZED TAX RATE</b>	
Governing Body & Public Boards		1990 Property Taxes Collected	2,992,263.06	Local District School Taxes	1,234,447.00
Municipal Clerk		1990 Payments in Lieu of Taxes		Regional & Consolidated School Tax	921,803.65
Financial Administration	20,089.00	Delinquent Tax & Lien Collections	287,689.25	School Taxes in Municipal Budget	
Assessment of Taxes	22,640.00	Business Personalty Replacement Taxes	35,545.68	County Taxes	1,036,155.96
Collection of Taxes	15,668.00	Taxes from Public Utilities	184,847.00	County Library Taxes	51,430.02
Planning, Housing & Development	47,433.00	Other Miscellaneous Tax Revenues		Local Municipal Purpose Taxes	201,755.15
Human Resources		State Aid Revenues	1,135.81	Veteran & Senior Citizen Taxes	21,150.00
Elections		Federal Aid Revenues		Total Taxes for Rate Computation	3,466,741.73
General Administration (other)	188,384.00	State and Local Fiscal Assistance Act Utilized		Special District Taxes	
<b>JUDICIARY</b>		Sale of Acquired Property		Bank Corp. Taxes	
Municipal Courts	54,000.00	Other Miscellaneous Revenues	330,522.94	Added and Omitted Taxes	9,827.52
<b>PUBLIC SAFETY</b>		Total	3,832,003.74	Total Taxes Levied - ABSTRACT	3,455,419.30
Fire Protection	10,899.39	Prior Years Surplus Appropriated	200,000.00	Total Taxes Billed	3,470,336.58
Police Protection	15,785.00	REVENUES TOTAL	4,032,003.74	1990 TAXES COLLECTED	2,992,263.06
Civil Defense & Disaster Control	1,250.00	Reserve For Uncollected Taxes	310,393.07	1990 Taxes Cancelled, Abated or Adjusted	52,074.08
Environmental Inspection & Control	24,000.02	CAPITAL OUTLAY TOTAL	122,414.67	Transfer to Tax Title Liens or Foreclosed	29,766.00
Other Public Safety				Balance Outstanding Dec. 31, 1990	396,233.44
<b>PUBLIC WORKS</b>				<b>PRIOR YEARS TAXES OUTSTANDING</b>	
Streets and Drainage	166,073.00	Public Enterprises		Balance January 1, 1990	255,913.60
Sewers and Sewage Processing		Recreation-Culture		Collected in 1990	255,911.98
Garbage and Trash Disposal	11,500.00	Public Works	87,414.67	Cancelled, Abated or Adjusted 1990	1.62
Public Buildings and Grounds	13,500.00	Buildings and Grounds	35,000.00	Transfers to Tax Title Liens or Foreclosed	
Other Public Works		Library and Education		Balance December 31, 1990	
<b>HEALTH and WELFARE</b>		Conservation		TAX TITLE LIENS OUTSTANDING	
Health Services Except Environmental		All Other		Balance January 1, 1990	83,926.38
Welfare-Public Assistance	4,610.00	CAPITAL DEBT AUTHORIZED, DECEMBER 31, 1990		Transfer From Taxes	29,766.00
Hospital, Clinics, First Aid	400.00	ISSUED AND UNISSUED		Redeemed in 1990	31,777.27
Animal, Insect, & Rodent Control	5,200.00	School	4,019,374	Cancelled, Abated or Adjusted (1990)	
Other Welfare Services		Self-Liquidating		Transfers to Foreclosed Property	
<b>RECREATION and CONSERVATION</b>		Other	284,050	Balance December 31, 1990	81,915.11
Beaches and Boardwalks		Total	4,303,424	PROPERTY ACQUIRED BY DEED OR	
Parks, Playgrounds, Shade Trees		ISSUED AND OUTSTANDING		FORECLOSURE	
Land Reclamation & Conservation	850.00	School	3,519,374.19	Balance January 1, 1990	
Other Recreational Services	7,700.00	Self-Liquidating		Transfers From Taxes or Liens	
<b>EDUCATION (excluding schools)</b>		Other	284,050.00	Sale for Cash (1990)	
Libraries		Total	3,803,424.19	Cancelled, Abated or Adjusted (1990)	
Other Educational Services	1,200.00	EQUALIZED VALUATION BASIS		Balance December 31, 1990	
<b>STATUTORY EXPENDITURES</b>		FOR NET DEBT COMPUTATION	158,308,176	<b>CURRENT FINANCES DECEMBER 31, 1990</b>	
Pensions & F. L. C. A.	29,255.93	REAL PROPERTY VALUATIONS		ASSETS	
Employee Fringe Benefits	14,150.00	Code Class # of Parcels % VAL'N		Cash Dec. 31, 1990	1,160,404.36
Other Statutory Expenditures	2,300.00	1 Vacant Land 344 13.37		Taxes Receivable	396,233.44
<b>CETA And Other Public Employment Programs</b>		2 Residential 750 61.09		Tax Title Liens	81,915.11
<b>MUNICIPAL FUNCTIONS</b>		3 Farm 359 13.80		Foreclosed Property	
<b>CAPITAL IMPROVEMENTS</b>	656,887.34	4a Commercial 63 11.31		Emergencies & Other Deferred Charges	62,335.74
<b>DEBT SERVICE</b>		4b Industrial 3 .43		State and Federal Aid Receivable	
Principal Payments		4c Apartments 1519		Other Receivables	16,418.33
Interest Payments		Total	172,209,050.00	Total	1,717,306.98
<b>DEFERRED CHARGES</b>	31,299.18	Land Area 26.00 Sq. Miles		<b>LIABILITIES, RESERVES, AND SURPLUS</b>	
<b>SCHOOL, COUNTY, SPECIAL DISTRICT TAXES</b>	3,243,836.63	Net Valuation Taxable-Municipal	173,024,453	Cash Liabilities	1,002,084.61
<b>RESERVE FOR UNCOLLECTED TAXES</b>	310,393.07	Net Valuation Taxable-County	174,900,145	Reserves for Receivables	494,566.88
<b>EXPENDITURES</b>	4,242,416.22	State Equalized Valuation	174,658,579	Surplus Dec. 31, 1990	220,655.49
TOTAL		State Equalization Ratio	99.06	Total	1,717,306.98

Population 1980 14,161  
 Population 1990 22,141  
 S & P Rating  
 Moody Rating

General Tax Rate Per \$100.

3.71

State Equalized Tax Rate

1.37

## LACEY TOWNSHIP - OCEAN COUNTY

Form of Government  
 Township Committee  
 Number of Members - 5

PER CAPITA:

Gross Debt 969.09 PER CENT: 1.41  
 Net Debt 194.01 Gross Debt .28  
 Debt Service 10.89 Net Debt .28  
 Total Tax Levy 1,048.91 Tax Levy Collected 95.40  
 Municipal Expenditures 647.01 Tax Levy Cancelled, Abated or Adjusted

EXPENDITURES		REVENUES-REALIZED		1990 PROPERTY TAX	
GENERAL GOVERNMENT		1990 Property Taxes Collected		STATE EQUALIZED TAX RATE	
Governing Body & Public Boards		22,158,202.08		Local District School Taxes	
Municipal Clerk				Regional & Consolidated School Tax	
Financial Administration	194,500.00	1990 Payments in Lieu of Taxes		School Taxes in Municipal Budget	
Assessment of Taxes	201,750.00	Delinquent Tax & Lien Collections		County Taxes	
Collection of Taxes	250,300.00	Business Personalty Replacement Taxes		County Library Taxes	
Planning, Housing & Development	83,450.00	Taxes from Public Utilities		Local Municipal Purpose Taxes	
Human Resources	140,738.00	Other Miscellaneous Tax Revenues		Veteran & Senior Citizen Taxes	
Elections		State Aid Revenues		Total Taxes for Rate Computation	
General Administration (other)	1,193,775.00	Federal Aid Revenues		Special District Taxes	
JUDICIARY		State and Local Fiscal Assistance Act Utilized		Bank Corp. Taxes	
Municipal Courts	193,860.33	Sale of Acquired Property		Added and Omitted Taxes	
PUBLIC SAFETY		Other Miscellaneous Revenues		Total Taxes Levied - ABSTRACT	
Fire Protection	151,333.80	Total		Total Taxes Billed	
Police Protection	2,476,750.00	Prior Years Surplus Appropriated		1990 TAXES COLLECTED	
Civil Defense & Disaster Control	12,200.00	REVENUES TOTAL		1990 Taxes Cancelled, Abated or Adjusted	
Environmental Inspection & Control	296,443.86	Reserve For Uncollected Taxes		Transfer to Tax Title Liens or Foreclosed	
Other Public Safety		CAPITAL OUTLAY TOTAL		Balance Outstanding Dec. 31, 1990	
PUBLIC WORKS				PRIOR YEARS TAXES OUTSTANDING	
Streets and Drainage	1,565,400.00	Public Enterprises		Balance January 1, 1990	
Sewers and Sewage Processing	417,300.00	Recreation-Culture		Collected in 1990	
Garbage and Trash Disposal	1,857,000.00	Public Works		Cancelled, Abated or Adjusted 1990	
Public Buildings and Grounds	263,350.00	Buildings and Grounds		Transfers to Tax Title Liens or Foreclosed	
Other Public Works	95,000.00	Library and Education		Balance December 31, 1990	
HEALTH and WELFARE		Conservation		TAX TITLE LIENS OUTSTANDING	
Health Services Except Environmental	50,099.95	All Other		Balance January 1, 1990	
Welfare-Public Assistance	50,300.00	CAPITAL DEBT AUTHORIZED, DECEMBER 31, 1990		Transfer From Taxes	
Hospital, Clinics, First Aid		ISSUED AND UNISSUED GROSS DEBT		Redeemed in 1990	
Animal, Insect, & Rodent Control	49,000.00	NET DEBT		Cancelled, Abated or Adjusted (1990)	
Other Welfare Services		Schall		Transfers to Foreclosed Property	
RECREATION and CONSERVATION		Self-Liquidating		Balance December 31, 1990	
Beaches and Boardwalks		Other		PROPERTY ACQUIRED BY DEED OR	
Parks, Playgrounds, Shade Trees	10,200.00	Total		FORECLOSURE	
Land Reclamation & Conservation	25,866.02	ISSUED AND OUTSTANDING		Balance January 1, 1990	
Other Recreational Services	218,900.00	School		Transfers From Taxes or Liens	
EDUCATION (excluding schools)		Self-Liquidating		Sale for Cash (1990)	
Libraries	2,000.00	Other		Cancelled, Abated or Adjusted (1990)	
Other Educational Services	1,500,000.00	Total		Balance December 31, 1990	
STATUTORY EXPENDITURES		EQUALIZED VALUATION BASIS		CURRENT FINANCES DECEMBER 31, 1990	
Pensions & F. I. C. A.	749,639.07	FOR NET DEBT COMPUTATION		ASSETS	
Employee Fringe Benefits	669,500.00	REAL PROPERTY VALUATIONS		Cash Dec. 31, 1990	
Other Statutory Expenditures	42,000.00	Code Class # of Parcels % VAL'N		Taxes Receivable	
CETA And Other Public Employment Programs		ASSESSED VALUATION		Tax Title Liens	
MUNICIPAL FUNCTIONS TOTAL	12,765,661.03	1 Vacant Land 7799 7.64		Foreclosed Property	
CAPITAL IMPROVEMENTS *MEMO*		2 Residential 9329 80.32		Emergencies & Other Deferred Charges	
DEBT SERVICE		3 Farm 20 .07		State and Federal Aid Receivable	
Principal Payments	62,000.00	4a Commercial 224 6.67		Other Receivables	
Interest Payments	179,184.08	4b Industrial 31 5.31		Total	
DEFERRED CHARGES	300,686.59	4c Apartments		LIABILITIES, RESERVES, AND SURPLUS	
SCHOOL, COUNTY, SPECIAL DISTRICT TAXES	22,139,912.60	Total 17403		Cash Liabilities	
RESERVE FOR UNCOLLECTED TAXES	1,017,907.00	Land Area 84.60 Sq. Miles		Reserves for Receivables	
EXPENDITURES TOTAL	36,465,351.30	Net Valuation Taxable-Municipal		Surplus Dec. 31, 1990	
		Net Valuation Taxable-County		Total	
		State Equalized Valuation			
		State Equalization Ratio			



**1913**  
 Population 1980 **1,614**  
 Population 1990 **1,902**  
 S & P Rating  
 Moody Rating

General Tax Rate Per \$100. **4.18**  
 State Equalized Tax Rate **1.89**

**LAFAYETTE TOWNSHIP - SUSSEX COUNTY**  
 Form of Government  
 Township Committee  
 Number of Members - 5

PER CAPITA:  
 Gross Debt **2,389.31**  
 Net Debt **86.96**  
 Debt Service  
 Total Tax Levy **1,988.03**  
 Municipal Expenditures **734.52**

PER CENT:  
 Gross Debt **2.81**  
 Net Debt **.10**  
 Tax Levy Collected **90.91**  
 Tax Levy Cancelled, Abated or Adjusted **.06**

EXPENDITURES		REVENUES-REALIZED		1990 PROPERTY TAX	
<b>GENERAL GOVERNMENT</b>				<b>STATE EQUALIZED TAX RATE</b>	
Governing Body & Public Boards		1990 Property Taxes Collected	3,443,813.27	Local District School Taxes	1,748,716.06
Municipal Clerk		1990 Payments in Lieu of Taxes		Regional & Consolidated School Tax	859,333.26
Financial Administration	30,775.00	Delinquent Tax & Lien Collections	309,913.64	School Taxes in Municipal Budget	
Assessment of Taxes	18,900.00	Business Personalty Replacement Taxes	43,294.52	County Taxes	* 649,300.29
Collection of Taxes	19,180.00	Taxes from Public Utilities	93,979.00	County Library Taxes	32,274.78
Planning, Housing & Development	37,640.00	Other Miscellaneous Tax Revenues		Local Municipal Purpose Taxes	320,481.82
Human Resources		State Aid Revenues	4,237.67	Veteran & Senior Citizen Taxes	12,656.00
Elections	1,050.00	Federal Aid Revenues		Total Taxes far Rate Computation	3,628,756.81
General Administration (other)	202,584.38	State and Local Fiscal Assistance Act Utilized		Special District Taxes	
<b>JUDICIARY</b>		Sale of Acquired Property		Bank Corp. Taxes	
Municipal Courts	30,495.00	Other Miscellaneous Revenues	750,566.25	Added and Omitted Taxes	165,128.41
<b>PUBLIC SAFETY</b>		Total	4,645,804.35	Total Taxes Levied - ABSTRACT	3,781,235.22
Fire Protection	33,761.00	Prior Years Surplus Appropriated	521,000.00	Total Taxes Billed	3,788,349.08
Police Protection	1,750.00	REVENUES TOTAL	5,166,804.35	1990 TAXES COLLECTED	3,443,813.27
Civil Defense & Disaster Control	1,500.00	Reserve For Uncollected Taxes	337,881.07	1990 Taxes Cancelled, Abated or Adjusted	2,113.30
Environmental Inspection & Control	24,900.00	<b>CAPITAL OUTLAY TOTAL</b>	151,478.75	Transfer to Tax Title Liens or Foreclosed	1,646.92
Other Public Safety		Public Enterprises		Balance Outstanding Dec. 31, 1990	340,775.59
<b>PUBLIC WORKS</b>		Recreation-Culture		<b>PRIOR YEARS TAXES OUTSTANDING</b>	
Streets and Drainage	460,917.00	Public Works		Balance January 1, 1990	311,426.07
Sewers and Sewage Processing		Buildings and Grounds	151,478.75	Collected in 1990	309,913.64
Garbage and Trash Disposal		Library and Education		Cancelled, Abated or Adjusted 1990	
Public Buildings and Grounds	56,500.00	Conservation		Transfers to Tax Title Liens or Foreclosed	
Other Public Works		All Other		Balance December 31, 1990	1,512.43
<b>HEALTH and WELFARE</b>		<b>CAPITAL DEBT AUTHORIZED, DECEMBER 31, 1990</b>		<b>TAX TITLE LIENS OUTSTANDING</b>	
Health Services Except Environmental	2,080.00	ISSUED AND UNISSUED		Balance January 1, 1990	6,860.02
Welfare-Public Assistance	1,100.00	School	4,379,056	Transfer From Taxes	1,646.92
Hospital, Clinics, First Aid	500.00	Self-Liquidating		Redeemed in 1990	
Animal, Insect, & Radent Control	3,350.00	Other	165,405	Cancelled, Abated or Adjusted (1990)	
Other Welfare Services		Total	4,544,461	Transfers to Foreclosed Property	
<b>RECREATION and CONSERVATION</b>		ISSUED AND OUTSTANDING		Balance December 31, 1990	6,506.94
Beaches and Boardwalks		School	3,749,298.84	<b>PROPERTY ACQUIRED BY DEED OR FORECLOSURE</b>	
Parks, Playgrounds, Shade Trees		Self-Liquidating		Balance January 1, 1990	14,000.00
Land Reclamation & Conservation	5,600.00	Other		Transfers From Taxes or Liens	
Other Recreational Services	18,745.00	Total	3,749,298.84	Sale for Cash (1990)	
<b>EDUCATION (excluding schools)</b>		EQUALIZED VALUATION BASIS		Cancelled, Abated or Adjusted (1990)	
Libraries		FOR NET DEBT COMPUTATION	161,857,829	Balance December 31, 1990	14,000.00
Other Educational Services		<b>REAL PROPERTY VALUATIONS</b>		<b>CURRENT FINANCES DECEMBER 31, 1990</b>	
<b>STATUTORY EXPENDITURES</b>		Code Class # of Parcels % VAL'N		<b>ASSETS</b>	
Pensions & F. I. C. A.	32,080.00	1 Vacant Land 122 3.98	3,430,400.00	Cash Dec. 31, 1990	933,475.04
Employee Fringe Benefits	26,415.62	2 Residential 486 48.73	42,019,200.00	Taxes Receivable	342,286.02
Other Statutory Expenditures	2,000.00	3 Farm 529 20.62	17,786,650.00	Tax Title Liens	6,506.94
<b>CETA And Other Public Employment Programs</b>		4a Commercial 37 11.59	9,996,000.00	Foreclosed Property	14,000.00
<b>MUNICIPAL FUNCTIONS TOTAL</b>	1,016,823.00	4b Industrial 24 15.07	12,997,000.00	Emergencies & Other Deferred Charges	21,600.00
<b>CAPITAL IMPROVEMENTS *MEMO*</b>	100,000.00	4c Apartments		State and Federal Aid Receivable	206.20
<b>DEBT SERVICE</b>		Total 1198	86,229,250.00	Other Receivables	55,250.61
Principal Payments		Land Area 18.70 Sq. Miles		Total	1,375,326.81
Interest Payments		Net Valuation Taxable-Municipal	36,697,863	<b>LIABILITIES, RESERVES, AND SURPLUS</b>	
<b>DEFERRED CHARGES</b>	42,350.00	Net Valuation Taxable-County	170,859,569	Cash Liabilities	202,956.12
<b>SCHOOL, COUNTY, SPECIAL DISTRICT TAXES</b>	3,295,624.99	State Equalized Valuation	191,156,915	Reserves far Receivables	417,870.86
<b>RESERVE FOR UNCOLLECTED TAXES</b>	337,881.07	State Equalization Ratio	45.22	Surplus Dec. 31, 1990	754,499.83
<b>EXPENDITURES TOTAL</b>	4,692,679.06			Total	1,375,326.81



Population 1980 2,908  
 Population 1990 3,078  
 S & P Rating  
 Moody Rating

General Tax Rate Per \$100. 3.44  
 State Equalized Tax Rate 2.72

**LAKEHURST BOROUGH - OCEAN COUNTY**  
 Form of Government  
 Borough Council  
 Number of Members - 6

PER CAPITAL: Gross Debt 758.95 PER CENT: Gross Debt 3.42  
 Net Debt 332.65 Net Debt 1.50  
 Debt Service 15.35 Tax Levy Collected 88.33  
 Total Tax Levy 718.79 Tax Levy Cancelled, Abated or Adjusted 1.21  
 Municipal Expenditures 539.69

EXPENDITURES		REVENUES-REALIZED		1990 PROPERTY TAX	
GENERAL GOVERNMENT				STATE EQUALIZED TAX RATE	
Governing Body & Public Boards		1990 Property Taxes Collected	1,954,734.78	Local District School Taxes	1.09 872,961.00
Municipal Clerk		1990 Payments in Lieu of Taxes		Regional & Consolidated School Tax	
Financial Administration	14,000.00	Delinquent Tax & Lien Collections	133,230.90	School Taxes in Municipal Budget	
Assessment of Taxes	5,198.00	Business Personalty Replacement Taxes	9,725.21	County Taxes	.35 * 277,965.42
Collection of Taxes	1,000.00	Taxes from Public Utilities	125,843.00	County Library Taxes	.02 18,536.93
Planning, Housing & Development	3,200.00	Other Miscellaneous Tax Revenues		Local Municipal Purpose Taxes	1.25 999,810.00
Human Resources	47,360.61	State Aid Revenues	261,084.86	Veteran & Senior Citizen Taxes	23,500.00
Elections		Federal Aid Revenues		Total Taxes for Rate Computation	2.71 2,192,773.35
General Administration (other)	230,303.00	State and Local Fiscal Assistance Act Utilized		Special District Taxes	
JUDICIARY		Sale of Acquired Property		Bank Corp. Taxes	
Municipal Courts	48,100.00	Other Miscellaneous Revenues	232,834.19	Added and Omitted Taxes	43,164.89
PUBLIC SAFETY		Total	2,717,452.94	Total Taxes Levied - ABSTRACT	2,212,438.24
Fire Protection	21,030.54	Prior Years Surplus Appropriated	80,000.00	Total Taxes Billed	2,212,988.93
Police Protection	351,869.18	REVENUES TOTAL	2,797,452.94	1990 TAXES COLLECTED	1,954,734.78
Civil Defense & Disaster Control	2,500.00	Reserve For Uncollected Taxes	216,700.00	1990 Taxes Cancelled, Abated or Adjusted	26,747.25
Environmental Inspection & Control	5,000.00	CAPITAL OUTLAY TOTAL	166,807.51	Transfer to Tax Title Liens or Foreclosed	26,913.68
Other Public Safety				Balance Outstanding Dec. 31, 1990	204,593.22
PUBLIC WORKS				PRIOR YEARS TAXES OUTSTANDING	
Streets and Drainage	227,499.98	Public Enterprises	6,695.00	Balance January 1, 1990	142,350.93
Sewers and Sewage Processing	2,511.17	Recreation-Culture		Collected in 1990	129,763.65
Garbage and Trash Disposal	130,000.00	Public Works		Cancelled, Abated or Adjusted 1990	
Public Buildings and Grounds	28,230.00	Buildings and Grounds	160,112.51	Transfers to Tax Title Liens or Foreclosed	4,867.31
Other Public Works	21,400.00	Library and Education		Balance December 31, 1990	7,719.97
HEALTH and WELFARE		Conservation		TAX TITLE LIENS OUTSTANDING	
Health Services Except Environmental	710.00	All Other		Balance January 1, 1990	38,094.40
Welfare-Public Assistance	3,302.00	CAPITAL DEBT AUTHORIZED, DECEMBER 31, 1990		Transfer From Taxes	32,555.30
Hospital, Clinics, First Aid		ISSUED AND UNISSUED GROSS DEBT NET DEBT		Redeemed in 1990	3,467.25
Animal, Insect, & Rodent Control	3,300.00	School 546,000		Cancelled, Abated or Adjusted (1990)	50.00
Other Welfare Services		Self-Liquidating 429,162		Transfers to Foreclosed Property	
RECREATION and CONSERVATION		Other 1,360,900	1,023,900	Balance December 31, 1990	67,132.45
Beaches and Boardwalks		Total 2,336,062	1,023,900	PROPERTY ACQUIRED BY DEED OR FORECLOSURE	
Parks, Playgrounds, Shade Trees		ISSUED AND OUTSTANDING		Balance January 1, 1990	77,741.66
Land Reclamation & Conservation	14,243.57	School 546,000.00		Transfers From Taxes or Liens	
Other Recreational Services	1,140.00	Self-Liquidating 394,162.00		Sale for Cash (1990)	
EDUCATION (excluding schools)		Other 1,199,200.00		Cancelled, Abated or Adjusted (1990)	
Libraries		Total 2,139,362.00		Balance December 31, 1990	77,741.66
Other Educational Services		EQUALIZED VALUATION BASIS		CURRENT FINANCES DECEMBER 31, 1990	
STATUTORY EXPENDITURES		FOR NET DEBT COMPUTATION	68,363,425	ASSETS	
Pensions & F. I. C. A.	74,560.11	REAL PROPERTY VALUATIONS		Cash Dec. 31, 1990	1,448,596.43
Employee Fringe Benefits	113,000.00	Code Class # of Parcels % VAL'N ASSESSED VALUATION		Taxes Receivable	212,313.19
Other Statutory Expenditures	2,261.02	1 Vacant Land 83 3.33 2,009,600.00		Tax Title Liens	67,132.45
CETA And Other Public Employment Programs		2 Residential 673 73.08 44,126,700.00		Foreclosed Property	77,741.66
MUNICIPAL FUNCTIONS TOTAL	1,356,779.18	3 Farm 52 23.39 14,124,000.00		Emergencies & Other Deferred Charges	28,111.09
CAPITAL IMPROVEMENTS *MEMO*	16,000.00	4a Commercial 1 20 113,700.00		State and Federal Aid Receivable	2.96
DEBT SERVICE		4b Industrial 1 20 113,700.00		Other Receivables	127,567.00
Principal Payments	5,996.75	4c Apartments 809 60,379,000.00		Total	1,961,464.78
Interest Payments	41,263.50	Total 809		LIABILITIES, RESERVES, AND SURPLUS	
DEFERRED CHARGES	40,419.23	Land Area .95 Sq. Miles		Cash Liabilities	1,275,325.28
SCHOOL, COUNTY, SPECIAL DISTRICT TAXES	1,169,463.35	Net Valuation Taxable-Municipal	63,168,036	Reserves for Receivables	484,754.30
RESERVE FOR UNCOLLECTED TAXES	216,700.00	Net Valuation Taxable-County	72,934,952	Surplus Dec. 31, 1990	201,385.20
EXPENDITURES TOTAL	2,830,622.01	State Equalized Valuation	79,063,670	Total	1,961,464.78
		State Equalization Ratio	79.16		

1514  
Population 1980 38,464  
Population 1990 45,048  
S & P Rating  
Moody Rating BAA1

General Tax Rate Per \$100. 3.54  
State Equalized Tax Rate 2.15

LAKEWOOD TOWNSHIP - OCEAN COUNTY  
Form of Government  
Township Committee  
Number of Members - 5

PER CAPITA:  
Gross Debt 920.22  
Net Debt 531.12  
Debt Service 33.50  
Total Tax Levy 989.65  
Municipal Expenditures 606.02  
PER CENT:  
Gross Debt 2.27  
Net Debt 1.31  
Tax Levy Collected 92.73  
Tax Levy Cancelled, Abated or Adjusted .78

EXPENDITURES		REVENUES-REALIZED		1990 PROPERTY TAX	
GENERAL GOVERNMENT				STATE EQUALIZED TAX RATE	
Governing Body & Public Boards	250.00	1990 Property Taxes Collected		Local District School Taxes	1.12
Municipal Clerk		1990 Payments in Lieu of Taxes		Regional & Consolidated School Tax	
Financial Administration	174,614.00	Delinquent Tax & Lien Collections		School Taxes in Municipal Budget	
Assessment of Taxes	269,511.00	Business Personalty Replacement Taxes		County Taxes	.38 *
Collection of Taxes	293,998.00	Taxes from Public Utilities		County Library Taxes	
Planning, Housing & Development	157,484.30	Other Miscellaneous Tax Revenues		Local Municipal Purpose Taxes	.65
Human Resources	852,286.18	State Aid Revenues		Veteran & Senior Citizen Taxes	
Elections	4,000.00	Federal Aid Revenues		Total Taxes for Rate Computation	2.15
General Administration (other)	3,776,774.00	State and Local Fiscal Assistance Act Utilized		Special District Taxes	
JUDICIARY		Sale of Acquired Property		Bank Corp. Taxes	
Municipal Courts	243,934.00	Other Miscellaneous Revenues		Added and Omitted Taxes	
PUBLIC SAFETY		Total		Total Taxes Levied - ABSTRACT	
Fire Protection	6,991.00	Prior Years Surplus Appropriated		Total Taxes Billed	
Police Protection	5,153,620.52	REVENUES TOTAL		1990 TAXES COLLECTED	
Civil Defense & Disaster Control	14,641.00	Reserve For Uncollected Taxes		1990 Taxes Cancelled, Abated or Adjusted	
Environmental Inspection & Control	587,073.00	CAPITAL OUTLAY TOTAL		Transfer to Tax Title Liens or Foreclosed	
Other Public Safety				Balance Outstanding Dec. 31, 1990	
PUBLIC WORKS				PRIOR YEARS TAXES OUTSTANDING	
Streets and Drainage	1,314,076.00	Public Enterprises		Balance January 1, 1990	
Sewers and Sewage Processing		Recreation-Culture		Collected in 1990	
Garbage and Trash Disposal	3,485,806.00	Public Works		Cancelled, Abated or Adjusted 1990	
Public Buildings and Grounds	515,545.00	Buildings and Grounds		Transfers to Tax Title Liens or Foreclosed	
Other Public Works	186,679.00	Library and Education		Balance December 31, 1990	
HEALTH and WELFARE		Conservation		TAX TITLE LIENS OUTSTANDING	
Health Services Except Environmental	117,447.97	All Other		Balance January 1, 1990	
Welfare-Public Assistance	655,485.00	CAPITAL DEBT AUTHORIZED, DECEMBER 31, 1990		Transfer From Taxes	
Hospital, Clinics, First Aid	25,000.00	ISSUED AND UNISSUED		Redeemed in 1990	
Animal, Insect, & Radent Control		GROSS DEBT		Cancelled, Abated or Adjusted (1990)	
Other Welfare Services		NET DEBT		Transfers to Foreclosed Property	
RECREATION and CONSERVATION				Balance December 31, 1990	
Beaches and Boardwalks		SCHOOL		PROPERTY ACQUIRED BY DEED OR	
Parks, Playgrounds, Shade Trees	781,765.00	Self-Liquidating		FORECLOSURE	
Land Reclamation & Conservation	36,629.64	Other		Balance January 1, 1990	
Other Recreational Services	240,391.00	Total		Transfers From Taxes or Liens	
EDUCATION (excluding schools)				Sale for Cash (1990)	
Libraries	683,073.31	ISSUED AND OUTSTANDING		Cancelled, Abated or Adjusted (1990)	
Other Educational Services		SCHOOL		Balance December 31, 1990	
STATUTORY EXPENDITURES		Self-Liquidating		CURRENT FINANCES DECEMBER 31, 1990	
Pensions & F. I. C. A.	1,383,058.43	Other		ASSETS	
Employee Fringe Benefits	1,517,200.00	Total		Cash Dec. 31, 1990	
Other Statutory Expenditures	2,000.00			Taxes Receivable	
CETA And Other Public Employment Programs		EQUALIZED VALUATION BASIS		Tax Title Liens	
MUNICIPAL FUNCTIONS TOTAL	22,494,253.35	FOR NET DEBT COMPUTATION		Foreclosed Property	
CAPITAL IMPROVEMENTS *MEMO*	70,000.00	REAL PROPERTY VALUATIONS		Emergencies & Other Deferred Charges	
DEBT SERVICE		Code Class # of Parcels % VAL'N		State and Federal Aid Receivable	
Principal Payments	811,000.00	1 Vacant Land 4184 3.49		Other Receivables	
Interest Payments	698,098.91	2 Residential 13199 66.60		Total	
DEFERRED CHARGES	499,590.00	3 Farm 75 .56		LIABILITIES, RESERVES, AND SURPLUS	
SCHOOL, COUNTY, SPECIAL DISTRICT TAXES	31,071,288.33	4a Commercial 480 13.88		Cash Liabilities	
RESERVE FOR UNCOLLECTED TAXES	2,797,000.00	4b Industrial 129 8.83		Reserves for Receivables	
EXPENDITURES TOTAL	58,371,230.59	4c Apartments 82 6.64		Surplus Dec. 31, 1990	
		Total 18149		Total	
		Land Area 24.40 Sq. Miles			
		Net Valuation Taxable-Municipal			
		Net Valuation Taxable-County			
		State Equalized Valuation			
		State Equalization Ratio			



1017  
 Population 1980 4,044  
 Population 1990 3,927  
 S & P Rating  
 Moody Rating

General Tax Rate Per \$100. 1.52  
 State Equalized Tax Rate 1.66

LAMBERTVILLE CITY - HUNTERDON CO.  
 Form of Government  
 Small Municipality Plan C (OMCL 50)  
 Number of Members - 5

PER CAPITA:  
 Gross Debt 413.92  
 Net Debt 150.97  
 Debt Service 3.20  
 Total Tax Levy 1,220.79  
 Municipal Expenditures 577.53  
 PER CENT:  
 Gross Debt .63  
 Net Debt .23  
 Tax Levy Collected 91.70  
 Tax Levy Cancelled, Abated or Adjusted .70

EXPENDITURES		REVENUES-REALIZED		1990 PROPERTY TAX	
GENERAL GOVERNMENT				STATE EQUALIZED TAX RATE	
Governing Body & Public Boards		1990 Property Taxes Collected	4,395,100.82	Local District School Taxes	1,304,170.50
Municipal Clerk		1990 Payments in Lieu of Taxes	39,832.95	Regional & Consolidated School Tax	1,468,832.13
Financial Administration	20,945.00	Delinquent Tax & Lien Collections	339,523.56	School Taxes in Municipal Budget	
Assessment of Taxes	17,102.00	Business Personalty Replacement Taxes	76,355.68	County Taxes	845,730.49
Collection of Taxes	41,504.00	Taxes from Public Utilities	189,476.00	County Library Taxes	
Planning, Housing & Development	7,050.00	Other Miscellaneous Tax Revenues		Local Municipal Purpose Taxes	949,577.41
Human Resources	52,762.90	State Aid Revenues	62,562.88	Veteran & Senior Citizen Taxes	53,500.00
Elections		Federal Aid Revenues		Total Taxes for Rate Computation	4,621,810.53
General Administration (other)	149,099.00	State and Local Fiscal Assistance Act Utilized		Special District Taxes	191,038.76
JUDICIARY		Sale of Acquired Property		Bank Corp. Taxes	
Municipal Courts	48,597.36	Other Miscellaneous Revenues	494,841.17	Added and Omitted Taxes	34,710.41
PUBLIC SAFETY		Total	5,593,199.06	Total Taxes Levied - ABSTRACT	4,794,059.70
Fire Protection	4,675.00	Prior Years Surplus Appropriated	375,000.00	Total Taxes Billed	4,793,126.85
Police Protection	486,281.02	REVENUES TOTAL	5,973,199.06	1990 TAXES COLLECTED	4,395,100.82
Civil Defense & Disaster Control	750.00	Reserve For Uncollected Taxes	493,000.00	1990 Taxes Cancelled, Abated or Adjusted	33,374.36
Environmental Inspection & Control	61,887.00	CAPITAL OUTLAY TOTAL	822,299.49	Transfer to Tax Title Liens or Foreclosed	13,651.83
Other Public Safety				Balance Outstanding Dec. 31, 1990	350,999.84
PUBLIC WORKS				PRIOR YEARS TAXES OUTSTANDING	
Streets and Drainage	27,370.00	Public Enterprises		Balance January 1, 1990	366,183.43
Sewers and Sewage Processing		Recreation-Culture	26,450.79	Collected in 1990	315,248.72
Garbage and Trash Disposal	355,930.00	Public Works	489,813.91	Cancelled, Abated or Adjusted 1990	3,238.85
Public Buildings and Grounds	32,660.00	Buildings and Grounds	306,034.79	Transfers to Tax Title Liens or Foreclosed	47,488.98
Other Public Works	98,223.00	Library and Education		Balance December 31, 1990	206.88
HEALTH and WELFARE		Conservation		TAX TITLE LIENS OUTSTANDING	
Health Services Except Environmental	1,100.00	All Other		Balance January 1, 1990	53,189.99
Welfare-Public Assistance	5,075.00	CAPITAL DEBT AUTHORIZED, DECEMBER 31, 1990		Transfer From Taxes	67,783.70
Hospital, Clinics, First Aid		ISSUED AND UNISSUED GROSS DEBT NET DEBT		Redeemed in 1990	24,274.84
Animal, Insect, & Rodent Control	4,935.00	School 1,032,619		Cancelled, Abated or Adjusted (1990)	
Other Welfare Services		Self-Liquidating 592,850	592,850	Transfers to Foreclosed Property	
RECREATION and CONSERVATION		Other 1,625,469	592,850	Balance December 31, 1990	96,698.85
Beaches and Boardwalks	1,000.00	ISSUED AND OUTSTANDING		PROPERTY ACQUIRED BY DEED OR FORECLOSURE	
Parks, Playgrounds, Shade Trees	5,000.00	School 845,772.30		Balance January 1, 1990	
Land Reclamation & Conservation	1,695.00	Self-Liquidating 592,850.00		Transfers From Taxes or Liens	
Other Recreational Services		Other 1,438,622.30		Sale for Cash (1990)	
EDUCATION (excluding schools)		Total		Cancelled, Abated or Adjusted (1990)	
Libraries	38,620.00	EQUALIZED VALUATION BASIS FOR NET DEBT COMPUTATION	257,036,540	Balance December 31, 1990	
Other Educational Services		REAL PROPERTY VALUATIONS		CURRENT FINANCES DECEMBER 31, 1990	
STATUTORY EXPENDITURES		Code Class # of Parcels % VAL'N ASSESSED VALUATION		ASSETS	
Pensions & F. I. C. A.	101,567.00	1 Vacant Land 340 4.32 13,029,400.00		Cash Dec. 31, 1990	500,648.27
Employee Fringe Benefits	77,600.00	2 Residential 1412 72.08 217,276,200.00		Taxes Receivable	351,206.72
Other Statutory Expenditures		3 Farm 177 17.61 53,084,900.00		Tax Title Liens	96,698.85
CETA And Other Public Employment Programs		4a Commercial 14 2.80 8,431,600.00		Foreclosed Property	104,750.00
MUNICIPAL FUNCTIONS TOTAL	1,641,428.78	4b Industrial 26 3.20 9,632,800.00		Emergencies & Other Deferred Charges	9,361.50
CAPITAL IMPROVEMENTS *MEMO*	55,000.00	Total 1969 301,454,900.00		State and Federal Aid Receivable	42,538.87
DEBT SERVICE				Other Receivables	1,105,204.21
Principal Payments	12,564.12			LIABILITIES, RESERVES, AND SURPLUS	
Interest Payments				Cash Liabilities	218,464.06
DEFERRED CHARGES	120,964.64			Reserves for Receivables	490,444.44
SCHOOL, COUNTY, SPECIAL DISTRICT TAXES	3,809,771.88			Surplus Dec. 31, 1990	396,295.71
RESERVE FOR UNCOLLECTED TAXES	493,000.00			Total	1,105,204.21
EXPENDITURES TOTAL	6,077,729.42				



0420

Population 1980 2,249  
 Population 1990 2,341  
 S & P Rating  
 Moody Rating BAA1

General Tax Rate Per \$100. 4.43  
 State Equalized Tax Rate 2.77

LAUREL SPRINGS BORO. - CAMDEN CO.  
 Form of Government  
 Borough Council  
 Number of Members - 6

PER CAPITA:  
 Gross Debt 425.46  
 Net Debt 280.65  
 Debt Service 17.90  
 Total Tax Levy 1,023.25  
 Municipal Expenditures 496.23

PER CENT:  
 Gross Debt 1.56  
 Net Debt 1.03  
 Tax Levy Collected 97.57  
 Tax Levy Cancelled, Abated or Adjusted

EXPENDITURES		REVENUES-REALIZED		1990 PROPERTY TAX	
GENERAL GOVERNMENT		1990 Property Taxes Collected		STATE EQUALIZED TAX RATE	
Governing Body & Public Boards			2,337,300.51	Local District School Taxes	1.13 972,513.50
Municipal Clerk		1990 Payments in Lieu of Taxes		Regional & Consolidated School Tax	
Financial Administration	37,471.78	Delinquent Tax & Lien Collections	40,916.88	School Taxes in Municipal Budget	
Assessment of Taxes	27,891.02	Business Personalty Replacement Taxes	10,870.84	County Taxes	.84 719,040.90
Collection of Taxes	14,621.93	Taxes from Public Utilities	150,009.00	County Library Taxes	.02 19,395.15
Planning, Housing & Development	11,025.00	Other Miscellaneous Tax Revenues		Local Municipal Purpose Taxes	.78 669,000.00
Human Resources	35,340.00	State Aid Revenues	27,293.43	Veteran & Senior Citizen Taxes	
Elections		Federal Aid Revenues		Total Taxes for Rate Computation	2.77 2,408,249.55
General Administration (other)	229,796.00	State and Local Fiscal Assistance Act Utilized		Special District Taxes	
JUDICIARY		Sale of Acquired Property		Bank Corp. Taxes	
Municipal Courts	26,430.00	Other Miscellaneous Revenues	191,807.96	Added and Omitted Taxes	15,475.41
PUBLIC SAFETY		Total	2,758,198.62	Total Taxes Levied - ABSTRACT	2,395,424.96
Fire Protection	39,610.82	Prior Years Surplus Appropriated	250,000.00	Total Taxes Billed	2,395,424.96
Police Protection	152,320.00	REVENUES TOTAL	3,008,198.62	1990 TAXES COLLECTED	2,337,300.51
Civil Defense & Disaster Control	4,050.00	Reserve For Uncollected Taxes	142,137.83	1990 Taxes Cancelled, Abated or Adjusted	44.33
Environmental Inspection & Control	19,432.00	CAPITAL OUTLAY TOTAL	214,938.34	Transfer to Tax Title Liens or Foreclosed	
Other Public Safety				Balance Outstanding Dec. 31, 1990	58,090.12
PUBLIC WORKS				PRIOR YEARS TAXES OUTSTANDING	
Streets and Drainage	68,319.11	Public Enterprises		Balance January 1, 1990	58,779.38
Sewers and Sewage Processing	2,900.00	Recreation—Culture		Collected in 1990	40,916.88
Garbage and Trash Disposal	214,400.00	Public Works	128,308.39	Cancelled, Abated or Adjusted 1990	17,847.92
Public Buildings and Grounds	3,500.00	Buildings and Grounds	86,629.95	Transfers to Tax Title Liens or Foreclosed	
Other Public Works	9,135.00	Library and Education		Balance December 31, 1990	15.03
HEALTH and WELFARE		Conservation		TAX TITLE LIENS OUTSTANDING	
Health Services Except Environmental	1,759.83	All Other		Balance January 1, 1990	
Welfare-Public Assistance	1,202.50	CAPITAL DEBT AUTHORIZED, DECEMBER 31, 1990		Transfer From Taxes	
Hospital, Clinics, First Aid		ISSUED AND UNISSUED		Redeemed in 1990	
Animal, Insect, & Rodent Control		School	215,000	Cancelled, Abated or Adjusted (1990)	
Other Welfare Services		Self-Liquidating		Transfers to Foreclosed Property	
RECREATION and CONSERVATION		Other	731,000	Balance December 31, 1990	
Beaches and Boardwalks		Total	996,000	PROPERTY ACQUIRED BY DEED OR	
Parks, Playgrounds, Shade Trees	9,500.00	ISSUED AND OUTSTANDING		FORECLOSURE	
Land Reclamation & Conservation		School	215,000.00	Balance January 1, 1990	551.00
Other Recreational Services	2,787.50	Self-Liquidating		Transfers From Taxes or Liens	
EDUCATION (excluding schools)		Other	724,000.00	Sale for Cash (1990)	
Libraries		Total	939,000.00	Cancelled, Abated or Adjusted (1990)	
Other Educational Services		EQUALIZED VALUATION BASIS		Balance December 31, 1990	551.00
STATUTORY EXPENDITURES		FOR NET DEBT COMPUTATION	64,040.475	CURRENT FINANCES DECEMBER 31, 1990	
Pensions & F. L. C. A.	33,969.97	REAL PROPERTY VALUATIONS		ASSETS	
Employee Fringe Benefits		Code Class # of Parcels % VAL'N		Cash Dec. 31, 1990	624,755.01
Other Statutory Expenditures		1 Vacant Land 29 .72	323,050.00	Taxes Receivable	53,095.20
CETA And Other Public Employment Programs		2 Residential 610 78.42	35,178,300.00	Tax Title Liens	
MUNICIPAL FUNCTIONS TOTAL	955,462.46	3 Farm 35 16.54	7,419,800.00	Foreclosed Property	551.00
CAPITAL IMPROVEMENTS *MEMO*		4a Commercial 35 16.54	7,419,800.00	Emergencies & Other Deferred Charges	137.22
DEBT SERVICE		4b Industrial 5 4.31	1,935,100.00	State and Federal Aid Receivable	
Principal Payments	41,934.65	4c Apartments 679	44,856,250.00	Other Receivables	
Interest Payments		Total		Total	722,306.70
DEFERRED CHARGES	22,173.28	Land Area .45 Sq. Miles		LIABILITIES, RESERVES, AND SURPLUS	
SCHOOL, COUNTY, SPECIAL DISTRICT TAXES	1,710,949.55	Net Valuation Taxable-Municipal	53,728,165	Cash Liabilities	219,609.96
RESERVE FOR UNCOLLECTED TAXES	142,137.83	Net Valuation Taxable-County	75,378,972	Reserves for Receivables	97,413.87
EXPENDITURES TOTAL	2,872,627.77	State Equalized Valuation	80,618,956	Surplus Dec. 31, 1990	405,282.87
		State Equalization Ratio	62.52	Total	722,306.70

1515

Population 1980 2,072  
 Population 1990 2,299  
 S & P Rating BBB+  
 Moody Rating

General Tax Rate Per \$100. 1.70  
 State Equalized Tax Rate .99

**LAVALLETTE BOROUGH - OCEAN COUNTY**  
**Form of Government**  
**Borough Council**  
**Number of Members - 6**

## PER CAPITA:

Gross Debt 1,528.37  
 Net Debt 572.48  
 Debt Service 104.96  
 Total Tax Levy 2,875.91  
 Municipal Expenditures 1,552.47

## PER CENT:

Gross Debt .53  
 Net Debt .20  
 Tax Levy Collected 95.96  
 Tax Levy Cancelled, Abated or Adjusted

EXPENDITURES		REVENUES-REALIZED		1990 PROPERTY TAX	
<b>GENERAL GOVERNMENT</b>		<b>STATE EQUALIZED TAX RATE</b>		<b>Local District School Taxes</b>	
Governing Body & Public Boards	4,400.00	1990 Property Taxes Collected	5,346,671.91	.27	1,793,606.00
Municipal Clerk		1990 Payments in Lieu of Taxes			
Financial Administration	44,400.00	Delinquent Tax & Lien Collections	272,251.68		
Assessment of Taxes	157,200.00	Business Personalty Replacement Taxes	8,084.67		
Collection of Taxes	24,400.00	Taxes from Public Utilities	148,535.00		
Planning, Housing & Development	14,190.00	Other Miscellaneous Tax Revenues			
Human Resources	56,655.98	State Aid Revenues	29,531.83		
Elections	1,000.00	Federal Aid Revenues			
General Administration (other)	302,658.00	State and Local Fiscal Assistance Act Utilized			
<b>JUDICIARY</b>		Sale of Acquired Property			
Municipal Courts	89,500.00	Other Miscellaneous Revenues	822,517.53		
<b>PUBLIC SAFETY</b>					
Fire Protection	63,777.00	Total	7,626,592.62		
Police Protection	712,734.03	Prior Years Surplus Appropriated	340,000.00		
Civil Defense & Disaster Control	9,000.00	REVENUES TOTAL	7,966,592.62		
Environmental Inspection & Control	3,580.00	Reserve For Uncollected Taxes	261,479.33		
Other Public Safety					
<b>PUBLIC WORKS</b>		<b>CAPITAL OUTLAY TOTAL</b>	<b>129,852.06</b>		
Streets and Drainage	56,500.00	Public Enterprises	37,390.80		
Sewers and Sewage Processing	240,200.00	Recreation—Culture	17,046.48		
Garbage and Trash Disposal		Public Works	74,980.88		
Public Buildings and Grounds	282,500.00	Buildings and Grounds	433.90		
Other Public Works	285,800.00	Library and Education			
<b>HEALTH and WELFARE</b>		Conservation			
Health Services Except Environmental	1,650.00	All Other			
Welfare—Public Assistance	21,450.00				
Hospital, Clinics, First Aid		<b>CAPITAL DEBT AUTHORIZED, DECEMBER 31, 1990</b>			
Animal, Insect, & Rodent Control	3,300.00	ISSUED AND UNISSUED			
Other Welfare Services		School	300,000		
<b>RECREATION and CONSERVATION</b>		Self-Liquidating	1,220,602		
Beaches and Boardwalks	223,650.00	Other	1,493,119		
Parks, Playgrounds, Shade Trees	7,000.00	Total	3,513,721		
Land Reclamation & Conservation	1,447.62				
Other Recreational Services	32,900.00	<b>ISSUED AND OUTSTANDING</b>			
<b>EDUCATION (excluding schools)</b>		School	800,000.00		
Libraries		Self-Liquidating	789,932.56		
Other Educational Services	2,000.00	Other	1,200,847.95		
<b>STATUTORY EXPENDITURES</b>		Total	2,790,780.51		
Pensions & F. I. C. A.	186,700.68	<b>EQUALIZED VALUATION BASIS</b>			
Employee Fringe Benefits	156,000.00	FOR NET DEBT COMPUTATION	658,293,915		
Other Statutory Expenditures		<b>REAL PROPERTY VALUATIONS</b>			
CETA And Other Public Employment Programs		Code Class # of Parcels % VAL'N			
<b>MUNICIPAL FUNCTIONS TOTAL</b>	<b>2,988,603.31</b>	1 Vacant Land 113 2.78	10,742,400.00		
<b>CAPITAL IMPROVEMENTS *MEMO*</b>	<b>5,000.00</b>	2 Residential 2456 92.69	358,354,800.00		
<b>DEBT SERVICE</b>		3 Farm			
Principal Payments	145,000.00	4a Commercial 64 3.95	15,255,200.00		
Interest Payments	96,303.59	4b Industrial			
		4c Apartments 7 .58	2,257,400.00		
		Total 2640	386,609,800.00		
<b>DEFERRED CHARGES</b>	<b>77,746.08</b>	Land Area .65 Sq. Miles			
<b>SCHOOL, COUNTY, SPECIAL DISTRICT TAXES</b>	<b>4,589,978.65</b>	Net Valuation Taxable-Municipal	389,187,791		
<b>RESERVE FOR UNCOLLECTED TAXES</b>	<b>261,479.33</b>	Net Valuation Taxable-County	685,765,207		
<b>EXPENDITURES TOTAL</b>	<b>8,157,110.96</b>	State Equalized Valuation	665,375,522		
		State Equalization Ratio	58.33		

\*Includes County Health Service Taxes, County Vocational School Taxes, or County Open Space Tax. See Table 13.



0421  
Population 1980 3,042  
Population 1990 2,841  
S & P Rating  
Moody Rating

General Tax Rate Per \$100. 6.39  
State Equalized Tax Rate 3.07

LAWNSIDE BOROUGH - CAMDEN COUNTY  
Form of Government  
Borough Council  
Number of Members - 6

PER CAPITA:  
Gross Debt 250.96  
Net Debt 89.70  
Debt Service 5.86  
Total Tax Levy 990.91  
Municipal Expenditures 715.71  
PER CENT:  
Gross Debt .85  
Net Debt .30  
Tax Levy Collected 89.91  
Tax Levy Cancelled, Abated or Adjusted

EXPENDITURES		REVENUES-REALIZED		1990 PROPERTY TAX	
<b>GENERAL GOVERNMENT</b>				<b>STATE EQUALIZED TAX RATE</b>	
Governing Body & Public Boards		1990 Property Taxes Collected	2,531,597.90	Local District School Taxes	1.37
Municipal Clerk		1990 Payments in Lieu of Taxes		Regional & Consolidated School Tax	
Financial Administration	41,254.00	Delinquent Tax & Lien Collections	242,786.33	School Taxes in Municipal Budget	
Assessment of Taxes	33,082.00	Business Personolty Replacement Taxes	43,644.40	County Taxes	.87
Collection of Taxes	61,807.00	Taxes from Public Utilities	396,604.00	County Library Taxes	.02
Planning, Housing & Development	9,774.00	Other Miscellaneous Tax Revenues		Local Municipal Purpose Taxes	.81
Human Resources	25,000.00	State Aid Revenues	474,716.72	Veteran & Senior Citizen Taxes	
Elections	3,686.00	Federal Aid Revenues		Total Taxes for Rate Computation	3.07
General Administration (other)	374,977.00	State and Local Fiscal Assistance Act Utilized		Special District Taxes	
<b>JUDICIARY</b>		Sale of Acquired Property	6,628.00	Bank Corp. Taxes	
Municipal Courts	34,864.00	Other Miscellaneous Revenues	187,803.23	Added and Omitted Taxes	
<b>PUBLIC SAFETY</b>		Total	3,983,780.58	Total Taxes Levied - ABSTRACT	
Fire Protection	72,778.00	Prior Years Surplus Appropriated	90,000.00	Total Taxes Billed	
Police Protection	294,309.00	REVENUES TOTAL	3,973,780.58	1990 TAXES COLLECTED	
Civil Defense & Disaster Control	400.00	Reserve For Uncollected Taxes	340,835.00	1990 Taxes Cancelled, Abated or Adjusted	
Environmental Inspection & Control	15,640.00	CAPITAL OUTLAY TOTAL	5,227.00	Transfer to Tax Title Liens or Foreclosed	
Other Public Safety				Balance Outstanding Dec. 31, 1990	
<b>PUBLIC WORKS</b>					
Streets and Drainage	209,500.00	Public Enterprises		PRIOR YEARS TAXES OUTSTANDING	
Sewers and Sewage Processing		Recreation-Culture		Balance January 1, 1990	
Garbage and Trash Disposal	176,600.00	Public Works		Collected in 1990	
Public Buildings and Grounds	116,454.00	Buildings and Grounds	5,227.00	Cancelled, Abated or Adjusted 1990	
Other Public Works	58,645.00	Library and Education		Transfers to Tax Title Liens or Foreclosed	
<b>HEALTH and WELFARE</b>		Conservation		Balance December 31, 1990	
Health Services Except Environmental	3,196.00	All Other		TAX TITLE LIENS OUTSTANDING	
Welfare-Public Assistance	7,313.00			Balance January 1, 1990	
Hospital, Clinics, First Aid		CAPITAL DEBT AUTHORIZED, DECEMBER 31, 1990		Transfer From Taxes	
Animal, Insect, & Rodent Control	3,500.00	ISSUED AND UNISSUED		Redeemed in 1990	
Other Welfare Services		School	161,000	Cancelled, Abated or Adjusted (1990)	
<b>RECREATION and CONSERVATION</b>		Self-Liquidating	300,000	Transfers to Foreclosed Property	
Beaches and Boardwalks		Other	251,986	Balance December 31, 1990	
Parks, Playgrounds, Shade Trees	36,300.00	Total	712,986	PROPERTY ACQUIRED BY DEED OR	
Land Reclamation & Conservation	10,978.00			FORECLOSURE	
Other Recreational Services	15,600.00	ISSUED AND OUTSTANDING		Balance January 1, 1990	
<b>EDUCATION (excluding schools)</b>		School	161,000.00	Transfers From Taxes or Liens	
Libraries		Self-Liquidating	300,000.00	Sale for Cash (1990)	
Other Educational Services		Other	78,800.00	Cancelled, Abated or Adjusted (1990)	
<b>STATUTORY EXPENDITURES</b>		Total	539,800.00	Balance December 31, 1990	
Pensions & F. I. C. A.	69,685.00	EQUALIZED VALUATION BASIS		CURRENT FINANCES DECEMBER 31, 1990	
Employee Fringe Benefits		FOR NET DEBT COMPUTATION	83,504,229	ASSETS	
Other Statutory Expenditures	500.00	REAL PROPERTY VALUATIONS		Cash Dec. 31, 1990	
CETA And Other Public Employment Programs		Code Class # of Parcels % VAL'N		Taxes Receivable	
<b>MUNICIPAL FUNCTIONS</b>		1 Vacant Land 359 2.93	1,275,475.00	Tax Title Liens	
CAPITAL IMPROVEMENTS	100.00	2 Residential 890 57.50	25,030,650.00	Foreclosed Property	
<b>DEBT SERVICE</b>		3 Farm		Emergencies & Other Deferred Charges	
Principal Payments	10,000.00	4a Commercial 53 22.30	9,706,433.00	State and Federal Aid Receivable	
Interest Payments	6,660.00	4b Industrial 2 14.28	6,215,600.00	Other Receivables	
		4c Apartments 5 3.00	1,307,100.00	Total	
		Total 1309	43,535,258.00	LIABILITIES, RESERVES, AND SURPLUS	
<b>DEFERRED CHARGES</b>		Land Area 1.43 Sq. Miles		Cash Liabilities	
SCHOOL, COUNTY, SPECIAL DISTRICT TAXES	2,054,235.60	Net Valuation Taxable-Municipal	43,705,437	Reserves for Receivables	
RESERVE FOR UNCOLLECTED TAXES	340,835.00	Net Valuation Taxable-County	82,486,050	Surplus Dec. 31, 1990	
EXPENDITURES TOTAL	4,087,572.60	State Equalized Valuation	90,736,557	Total	
		State Equalization Ratio	48.07		



0608

Population 1980 2,116  
 Population 1990 2,433  
 S & P Rating  
 Moody Rating

General Tax Rate Per \$100. 8.45  
 State Equalized Tax Rate 2.74

**LAWRENCE TOWNSHIP - CUMBERLAND CO.**  
 Form of Government  
 Township Committee  
 Number of Members - 3

PER CAPITA:  
 Gross Debt 57.51  
 Net Debt 57.51  
 Debt Service 2.62  
 Total Tax Levy 920.33  
 Municipal Expenditures 549.95

PER CENT:  
 Gross Debt .21  
 Net Debt .21  
 Tax Levy Collected 74.19  
 Tax Levy Cancelled, Abated or Adjusted

EXPENDITURES		REVENUES-REALIZED		1990 PROPERTY TAX	
<b>GENERAL GOVERNMENT</b>				<b>STATE EQUALIZED TAX RATE</b>	
Governing Body & Public Boards		1990 Property Taxes Collected	1,661,159.75	Local District School Taxes	1.19 966,219.50
Municipal Clerk	25,316.00	1990 Payments in Lieu of Taxes	3,915.54	Regional & Consolidated School Tax	
Financial Administration	20,748.42	Delinquent Tax & Lien Collections	296,369.79	School Taxes in Municipal Budget	
Assessment of Taxes	34,738.76	Business Personalty Replacement Taxes	29,219.28	County Taxes	.98 * 789,531.52
Collection of Taxes	15,634.85	Taxes from Public Utilities	140,778.00	County Library Taxes	
Planning, Housing & Development		Other Miscellaneous Tax Revenues		Local Municipal Purpose Taxes	.57 458,000.00
Human Resources		State Aid Revenues	82,150.20	Veteran & Senior Citizen Taxes	
Elections	1,650.46	Federal Aid Revenues		Total Taxes for Rate Computation	2.74 2,252,451.02
General Administration (other)	155,377.12	State and Local Fiscal Assistance Act Utilized		Special District Taxes	
<b>JUDICIARY</b>		Sale of Acquired Property	165.00	Bank Corp. Taxes	
Municipal Courts	13,121.01	Other Miscellaneous Revenues	218,868.30	Added and Omitted Taxes	25,413.38
<b>PUBLIC SAFETY</b>			2,432,625.96	Total Taxes Levied - ABSTRACT	2,239,164.40
Fire Protection	21,345.60	Prior Years Surplus Appropriated	98,000.00	Total Taxes Billed	2,239,164.40
Police Protection	11,479.58	REVENUES TOTAL	2,530,625.96	1990 TAXES COLLECTED	1,661,159.75
Civil Defense & Disaster Control	3,278.99	Reserve For Uncollected Taxes	505,931.52	1990 Taxes Cancelled, Abated or Adjusted	
Environmental Inspection & Control	13,326.12			Transfer to Tax Title Liens or Foreclosed	
Other Public Safety		<b>CAPITAL OUTLAY TOTAL</b>	45,500.00	Balance Outstanding Dec. 31, 1990	578,004.65
<b>PUBLIC WORKS</b>				<b>PRIOR YEARS TAXES OUTSTANDING</b>	
Streets and Drainage	124,547.43	Public Enterprises		Balance January 1, 1990	277,414.00
Sewers and Sewage Processing		Recreation—Culture		Collected in 1990	225,433.55
Garbage and Trash Disposal	141,742.77	Public Works		Cancelled, Abated or Adjusted 1990	
Public Buildings and Grounds	24,749.13	Buildings and Grounds	45,500.00	Transfers to Tax Title Liens or Foreclosed	
Other Public Works		Library and Education		Balance December 31, 1990	51,980.45
<b>HEALTH and WELFARE</b>		Conservation		<b>TAX TITLE LIENS OUTSTANDING</b>	
Health Services Except Environmental	600.00	All Other		Balance January 1, 1990	849,011.00
Welfare—Public Assistance	20,292.00			Transfer From Taxes	
Hospital, Clinics, First Aid		<b>CAPITAL DEBT AUTHORIZED, DECEMBER 31, 1990</b>		Redeemed in 1990	70,936.24
Animal, Insect, & Rodent Control	7,663.75	<b>ISSUED AND UNISSUED GROSS DEBT NET DEBT</b>		Cancelled, Abated or Adjusted (1990)	
Other Welfare Services		School		Transfers to Foreclosed Property	
<b>RECREATION and CONSERVATION</b>		Self-Liquidating		Balance December 31, 1990	778,074.76
Beaches and Boardwalks		Other	139,921	<b>PROPERTY ACQUIRED BY DEED OR FORECLOSURE</b>	
Parks, Playgrounds, Shade Trees		Total	139,921	Balance January 1, 1990	278,150.00
Land Reclamation & Conservation				Transfers From Taxes or Liens	
Other Recreational Services		<b>ISSUED AND OUTSTANDING</b>		Sale for Cash (1990)	165.00
<b>EDUCATION (excluding schools)</b>		School		Cancelled, Abated or Adjusted (1990)	
Libraries	5,100.00	Self-Liquidating		Balance December 31, 1990	277,985.00
Other Educational Services		Other	85,109.88	<b>CURRENT FINANCES DECEMBER 31, 1990</b>	
<b>STATUTORY EXPENDITURES</b>		Total	85,109.88	<b>ASSETS</b>	
Pensions & F. I. C. A.	20,744.37	<b>EQUALIZED VALUATION BASIS FOR NET DEBT COMPUTATION</b>	67,248,740	Cash Dec. 31, 1990	145,744.13
Employee Fringe Benefits		<b>REAL PROPERTY VALUATIONS</b>		Taxes Receivable	629,985.10
Other Statutory Expenditures		Code Class # of Parcels % VAL'N ASSESSED VALUATION		Tax Title Liens	778,074.76
CETA And Other Public Employment Programs		1 Vacant Land 3926 24.01 6,109,550.00		Foreclosed Property	277,985.00
<b>MUNICIPAL FUNCTIONS TOTAL</b>	667,976.41	2 Residential 746 53.98 13,733,884.00		Emergencies & Other Deferred Charges	133,033.21
<b>CAPITAL IMPROVEMENTS *MEMO*</b>	15,000.00	3 Farm 297 13.96 3,551,540.00		State and Federal Aid Receivable	189,334.59
<b>DEBT SERVICE</b>		4a Commercial 49 4.39 1,116,425.00		Other Receivables	152,768.96
Principal Payments	6,330.74	4b Industrial 3 3.53 897,200.00		Total	2,306,925.75
Interest Payments		4c Apartments 2 .14 35,900.00		<b>LIABILITIES, RESERVES, AND SURPLUS</b>	
<b>DEFERRED CHARGES</b>	157,739.00	Total 5023 25,444,499.00		Cash Liabilities	301,820.93
<b>SCHOOL, COUNTY, SPECIAL DISTRICT TAXES</b>	1,755,751.02	Land Area 37.35 Sq. Miles		Reserves for Receivables	1,838,813.82
<b>RESERVE FOR UNCOLLECTED TAXES</b>	505,931.52	Net Valuation Taxable-Municipal	26,204,907	Surplus Dec. 31, 1990	166,291.00
<b>EXPENDITURES TOTAL</b>	3,093,778.69	Net Valuation Taxable-County	68,807,538	Total	2,306,925.75
		State Equalized Valuation	79,317,058		
		State Equalization Ratio	32.39		

Population 1980 **19,724**  
 Population 1990 **25,787**  
 S & P Rating **AA-**  
 Moody Rating **AAA**

General Tax Rate Per \$100. **7.26**  
 State Equalized Tax Rate **1.60**

**LAWRENCE TWP. - MERCER CO.**  
 Form of Government  
 Council-Manager Plan E (OMCL 50)  
 Number of Members - 5

PER CAPITA:  
 Gross Debt **1,465.19**  
 Net Debt **1,077.01**  
 Debt Service **88.06**  
 Total Tax Levy **1,649.72**  
 Municipal Expenditures **739.74**

PER CENT:  
 Gross Debt **1.74**  
 Net Debt **1.28**  
 Tax Levy Collected **95.89**  
 Tax Levy Cancelled, Abated or Adjusted **1.27**

EXPENDITURES		REVENUES-REALIZED		1990 PROPERTY TAX	
<b>GENERAL GOVERNMENT</b>				<b>STATE EQUALIZED TAX RATE</b>	
Governing Body & Public Boards	49,993.00	1990 Property Taxes Collected	40,805,162.41	Local District School Taxes	78 20,209,831.00
Municipal Clerk	97,802.00	1990 Payments in Lieu of Taxes	138,442.00	Regional & Consolidated School Tax	
Financial Administration	317,430.00	Delinquent Tax & Lien Collections	1,076,205.26	School Taxes in Municipal Budget	
Assessment of Taxes	132,180.00	Business Personalty Replacement Taxes	596,204.04	County Taxes	.44 11,390,864.70
Collection of Taxes	96,558.00	Taxes from Public Utilities	2,612,667.00	County Library Taxes	.04 1,029,406.49
Planning, Housing & Development	297,235.00	Other Miscellaneous Tax Revenues	438,581.31	Local Municipal Purpose Taxes	.35 9,006,679.36
Human Resources	233,671.50	State Aid Revenues	452,932.60	Veteran & Senior Citizen Taxes	168,150.00
Elections	11,500.00	Federal Aid Revenues		Total Taxes for Rate Computation	1.61 41,804,931.55
General Administration (other)	1,696,853.83	State and Local Fiscal Assistance Act Utilized		Special District Taxes	
<b>JUDICIARY</b>		Sale of Acquired Property		Bank Corp. Taxes	
Municipal Courts	220,254.78	Other Miscellaneous Revenues	4,290,490.62	Added and Omitted Taxes	904,636.35
<b>PUBLIC SAFETY</b>		Total	50,410,665.24	Total Taxes Levied - ABSTRACT	42,541,417.90
Fire Protection	541,024.00	Prior Years Surplus Appropriated	1,350,000.00	Total Taxes Billed	42,554,449.47
Police Protection	3,000,836.00	REVENUES TOTAL	51,760,685.24	1990 TAXES COLLECTED	40,805,162.41
Civil Defense & Disaster Control	11,230.00	Reserve For Uncollected Taxes	1,431,021.01	1990 Taxes Cancelled, Abated or Adjusted	540,423.49
Environmental Inspection & Control	313,044.00	CAPITAL OUTLAY TOTAL	9,390,806.31	Transfer to Tax Title Liens or Foreclosed	62,833.73
Other Public Safety				Balance Outstanding Dec. 31, 1990	1,146,024.79
<b>PUBLIC WORKS</b>				<b>PRIOR YEARS TAXES OUTSTANDING</b>	
Streets and Drainage	1,194,091.00	Public Enterprises		Balance January 1, 1990	1,060,833.97
Sewers and Sewage Processing	2,366,960.00	Recreation-Culture	2,818,697.90	Collected in 1990	894,850.40
Garbage and Trash Disposal	1,553,434.00	Public Works	1,736,530.83	Cancelled, Abated or Adjusted 1990	3,546.26
Public Buildings and Grounds	131,524.00	Buildings and Grounds	4,831,243.40	Transfers to Tax Title Liens or Foreclosed	156,071.21
Other Public Works	201,455.00	Library and Education	6,334.18	Balance December 31, 1990	6,366.10
<b>HEALTH and WELFARE</b>		Conservation		<b>TAX TITLE LIENS OUTSTANDING</b>	
Health Services Except Environmental	326,679.30	All Other		Balance January 1, 1990	72,123.52
Welfare-Public Assistance	74,890.00	CAPITAL DEBT AUTHORIZED, DECEMBER 31, 1990		Transfer From Taxes	218,904.99
Hospital, Clinics, First Aid		ISSUED AND UNISSUED GROSS DEBT NET DEBT		Redeemed in 1990	191,354.86
Animal, Insect, & Rodent Control	29,562.00	School 10,010,066		Cancelled, Abated or Adjusted (1990)	
Other Welfare Services		Self-Liquidating 27,772,820	27,772,820	Transfers to Foreclosed Property	
<b>RECREATION and CONSERVATION</b>		Other 37,782,886	27,772,820	Balance December 31, 1990	109,673.65
Beaches and Boardwalks		ISSUED AND OUTSTANDING		<b>PROPERTY ACQUIRED BY DEED OR FORECLOSURE</b>	
Parks, Playgrounds, Shade Trees	266,533.00	School 10,010,066.00		Balance January 1, 1990	12,110.00
Land Reclamation & Conservation	430.00	Self-Liquidating 20,023,000.00		Transfers From Taxes or Liens	
Other Recreational Services	297,722.00	Other 30,038,066.00		Sale for Cash (1990)	
<b>EDUCATION (excluding schools)</b>		Total		Cancelled, Abated or Adjusted (1990)	
Libraries		EQUALIZED VALUATION BASIS FOR NET DEBT COMPUTATION	2,177,111.049	Balance December 31, 1990	12,110.00
Other Educational Services	9,100.00	REAL PROPERTY VALUATIONS		<b>CURRENT FINANCES DECEMBER 31, 1990</b>	
<b>STATUTORY EXPENDITURES</b>		Code Class # of Parcels % VAL'N ASSESSED VALUATION		<b>ASSETS</b>	
Pensions & F. I. C. A.	851,861.00	1 Vacant Land 1230 2.72 15,530,400.00		Cash Dec. 31, 1990	2,991,833.44
Employee Fringe Benefits	759,300.00	2 Residential 8010 56.91 325,110,800.00		Taxes Receivable	1,152,390.89
Other Statutory Expenditures		3 Farm 158 .69 3,929,756.00		Tax Title Liens	109,673.65
<b>CETA And Other Public Employment Programs</b>		4a Commercial 326 34.23 195,529,111.00		Foreclosed Property	12,110.00
<b>MUNICIPAL FUNCTIONS TOTAL</b>	<b>15,088,353.41</b>	4b Industrial 39 3.60 20,563,200.00		Emergencies & Other Deferred Charges	518,313.69
<b>CAPITAL IMPROVEMENTS *MEMO*</b>	<b>324,040.00</b>	4c Apartments 12 1.96 10,636,050.00		State and Federal Aid Receivable	60,358.20
<b>DEBT SERVICE</b>		Total 9775 571,299,317.00		Other Receivables	298,878.59
Principal Payments	1,331,625.00	Land Area 21.87 Sq. Miles		Total	5,143,553.46
Interest Payments	939,172.85	Net Valuation Taxable-Municipal	573,688,836	<b>LIABILITIES, RESERVES, AND SURPLUS</b>	
<b>DEFERRED CHARGES</b>	<b>285,428.70</b>	Net Valuation Taxable-County	2,221,644,185	Cash Liabilities	2,375,721.39
<b>SCHOOL, COUNTY, SPECIAL DISTRICT TAXES</b>	<b>32,630,102.19</b>	State Equalized Valuation	2,588,624,574	Reserves for Receivables	1,573,053.13
<b>RESERVE FOR UNCOLLECTED TAXES</b>	<b>1,431,021.01</b>	State Equalization Ratio	22.09	Surplus Dec. 31, 1990	1,194,783.96
<b>EXPENDITURES TOTAL</b>	<b>51,705,703.16</b>			Total	5,143,553.46



1018  
Population 1980 820  
Population 1990 1,036  
S & P Rating  
Moody Rating

General Tax Rate Per \$100. 3.70  
State Equalized Tax Rate 1.85

LEBANON BOROUGH - HUNTERDON CO.  
Form of Government  
Borough Council  
Number of Members - 6

PER CAPITA:  
Gross Debt 2,928.42  
Net Debt 89.63  
Debt Service 50.97  
Total Tax Levy 2,369.35  
Municipal Expenditures 771.68  
PER CENT:  
Gross Debt 3.13  
Net Debt .10  
Tax Levy Collected 84.58  
Tax Levy Cancelled, Abated or Adjusted 1.54

EXPENDITURES		REVENUES-REALIZED		1990 PROPERTY TAX	
GENERAL GOVERNMENT				STATE EQUALIZED TAX RATE	
Governing Body & Public Boards		1990 Property Taxes Collected	2,079,356.17	Local District School Taxes	1,044,514.00
Municipal Clerk		1990 Payments in Lieu of Taxes		Regional & Consolidated School Tax	397,326.62
Financial Administration	16,905.00	Delinquent Tax & Lien Collections	164,866.93	School Taxes in Municipal Budget	
Assessment of Taxes	3,150.00	Business Personalty Replacement Taxes	11,312.72	County Taxes	324,382.93
Collection of Taxes	3,450.00	Taxes from Public Utilities	68,823.00	County Library Taxes	20,994.52
Planning, Housing & Development	7,425.00	Other Miscellaneous Tax Revenues		Local Municipal Purpose Taxes	156,774.00
Human Resources		State Aid Revenues	450.00	Veteran & Senior Citizen Taxes	5,100.00
Elections		Federal Aid Revenues		Total Taxes for Rate Computation	1,949,092.07
General Administration (other)	104,102.50	State and Local Fiscal Assistance Act Utilized		Special District Taxes	
JUDICIARY		Sale of Acquired Property		Bank Corp. Taxes	
Municipal Courts	20,500.00	Other Miscellaneous Revenues	155,212.24	Added and Omitted Taxes	510,655.91
PUBLIC SAFETY		Total	2,480,021.06	Total Taxes Levied - ABSTRACT	2,454,647.98
Fire Protection	5,945.00	Prior Years Surplus Appropriated	324,000.00	Total Taxes Billed	2,458,540.15
Police Protection	118,000.00	REVENUES TOTAL	2,804,021.06	1990 TAXES COLLECTED	2,079,356.17
Civil Defense & Disaster Control	300.00	Reserve For Uncollected Taxes	259,580.62	1990 Taxes Cancelled, Abated or Adjusted	37,780.73
Environmental Inspection & Control		CAPITAL OUTLAY TOTAL	13,142.46	Transfer to Tax Title Liens or Foreclosed	125,909.10
Other Public Safety				Balance Outstanding Dec. 31, 1990	215,494.15
PUBLIC WORKS				PRIOR YEARS TAXES OUTSTANDING	
Streets and Drainage	33,768.40	Public Enterprises		Balance January 1, 1990	292,576.36
Sewers and Sewage Processing		Recreation-Culture		Collected in 1990	164,866.93
Garbage and Trash Disposal	100,000.00	Public Works		Cancelled, Abated or Adjusted 1990	37.16
Public Buildings and Grounds		Buildings and Grounds	13,142.46	Transfers to Tax Title Liens or Foreclosed	127,289.02
Other Public Works	4,500.00	Library and Education		Balance December 31, 1990	383.25
HEALTH and WELFARE		Conservation		TAX TITLE LIENS OUTSTANDING	
Health Services Except Environmental	300.00	All Other		Balance January 1, 1990	
Welfare-Public Assistance	350.00			Transfer From Taxes	270,451.33
Hospital, Clinics, First Aid				Redeemed in 1990	
Animal, Insect, & Rodent Control				Cancelled, Abated or Adjusted (1990)	
Other Welfare Services				Transfers to Foreclosed Property	
RECREATION and CONSERVATION				Balance December 31, 1990	270,451.33
Beaches and Boardwalks				PROPERTY ACQUIRED BY DEED OR	
Parks, Playgrounds, Shade Trees				FORECLOSURE	
Land Reclamation & Conservation	3,400.00			Balance January 1, 1990	
Other Recreational Services	2,334.13			Transfers From Taxes or Liens	
EDUCATION (excluding schools)				Sale for Cash (1990)	
Libraries				Cancelled, Abated or Adjusted (1990)	
Other Educational Services				Balance December 31, 1990	
STATUTORY EXPENDITURES				CURRENT FINANCES DECEMBER 31, 1990	
Pensions & F. I. C. A.	23,600.00			ASSETS	
Employee Fringe Benefits	19,000.00			Cash Dec. 31, 1990	1,307,758.45
Other Statutory Expenditures	650.00			Taxes Receivable	215,877.40
CETA And Other Public Employment Programs				Tax Title Liens	270,451.33
MUNICIPAL FUNCTIONS TOTAL	484,730.03			Foreclosed Property	
CAPITAL IMPROVEMENTS *MEMO*	35,000.00			Emergencies & Other Deferred Charges	19,615.03
DEBT SERVICE				State and Federal Aid Receivable	3,675.50
Principal Payments	47,250.00			Other Receivables	2,018.62
Interest Payments	5,556.60			Total	1,819,396.33
DEFERRED CHARGES	2,343.24			LIABILITIES, RESERVES, AND SURPLUS	
SCHOOL, COUNTY, SPECIAL DISTRICT TAXES	1,787,218.07			Cash Liabilities	821,872.99
RESERVE FOR UNCOLLECTED TAXES	259,530.62			Reserves for Receivables	491,239.35
EXPENDITURES TOTAL	2,586,678.56			Surplus Dec. 31, 1990	506,283.99
				Total	1,819,396.33



1019

Population 1980 5,459  
 Population 1990 5,679  
 S & P Rating  
 Moody Rating

General Tax Rate Per \$100. 1.21  
 State Equalized Tax Rate 1.33

LEBANON TOWNSHIP - HUNTERDON CO.  
 Form of Government  
 Township Committee  
 Number of Members - 3

PER CAPITA:  
 Gross Debt 226.67  
 Net Debt  
 Debt Service  
 Total Tax Levy 1,112.34  
 Municipal Expenditures 773.22

PER CENT:  
 Gross Debt 30  
 Net Debt  
 Tax Levy Collected 91.70  
 Tax Levy Cancelled, Abated or Adjusted 50

EXPENDITURES		REVENUES-REALIZED		1990 PROPERTY TAX	
GENERAL GOVERNMENT				STATE EQUALIZED TAX RATE ———→ .42	
Governing Body & Public Boards		1990 Property Taxes Collected	5,807,481.54	Local District School Taxes	1,992,699.84
Municipal Clerk		1990 Payments in Lieu of Taxes	95,423.58	Regional & Consolidated School Tax	2,172,559.04
Financial Administration	85,050.10	Delinquent Tax & Lien Collections	493,861.84	School Taxes in Municipal Budget	
Assessment of Taxes	33,500.00	Business Personalty Replacement Taxes	48,262.84	County Taxes	1,421,352.49
Collection of Taxes	42,500.00	Taxes from Public Utilities	2,578,936.00	County Library Taxes	91,994.79
Planning, Housing & Development	129,300.00	Other Miscellaneous Tax Revenues		Local Municipal Purpose Taxes	597,000.00
Human Resources	20,800.00	State Aid Revenues	32,231.84	Veteran & Senior Citizen Taxes	43,300.00
Elections	2,000.00	Federal Aid Revenues		Total Taxes for Rate Computation	6,318,906.16
General Administration (other)	278,605.00	State and Local Fiscal Assistance Act Utilized	86.62	Special District Taxes	
JUDICIARY		Sale of Acquired Property		Bank Corp. Taxes	
Municipal Courts	21,400.00	Other Miscellaneous Revenues	616,192.26	Added and Omitted Taxes	41,381.77
PUBLIC SAFETY		Total	9,672,476.52	Total Taxes Levied - ABSTRACT	6,316,987.93
Fire Protection	50,052.90	Prior Years Surplus Appropriated	1,660,000.00	Total Taxes Billed	6,319,554.65
Police Protection	458,200.00	REVENUES TOTAL	11,332,476.52	1990 TAXES COLLECTED	5,807,481.54
Civil Defense & Disaster Control	5,000.00	Reserve For Uncollected Taxes	520,256.50	1990 Taxes Cancelled, Abated or Adjusted	31,879.87
Environmental Inspection & Control	60,000.00	CAPITAL OUTLAY TOTAL	494,594.22	Transfer to Tax Title Liens or Foreclosed	42,085.91
Other Public Safety				Balance Outstanding Dec. 31, 1990	438,107.33
PUBLIC WORKS				PRIOR YEARS TAXES OUTSTANDING	
Streets and Drainage	510,175.00	Public Enterprises		Balance January 1, 1990	529,602.58
Sewers and Sewage Processing		Recreation—Culture	9,549.80	Collected in 1990	488,504.32
Gorbage and Trash Disposal	20,000.00	Public Works	408,930.83	Cancelled, Abated or Adjusted 1990	4,099.79
Public Buildings and Grounds	2,000.00	Buildings and Grounds	77,113.53	Transfers to Tax Title Liens or Foreclosed	17,505.39
Other Public Works		Library and Education		Balance December 31, 1990	19,493.08
HEALTH and WELFARE		Conservation		TAX TITLE LIENS OUTSTANDING	
Health Services Except Environmental	16,000.00	All Other		Balance January 1, 1990	97,159.18
Welfare—Public Assistance	4,800.00	CAPITAL DEBT AUTHORIZED, DECEMBER 31, 1990		Transfer From Taxes	62,649.84
Hospital, Clinics, First Aid		ISSUED AND UNISSUED GROSS DEBT NET DEBT		Redeemed in 1990	5,357.52
Animal, Insect, & Rodent Control	69,500.00	School 1,287,266		Cancelled, Abated or Adjusted (1990)	
Other Welfare Services		Self-Liquidating		Transfers to Foreclosed Property	
RECREATION and CONSERVATION		Other		Balance December 31, 1990	154,451.50
Beaches and Boardwalks		Total 1,287,266		PROPERTY ACQUIRED BY DEED OR FORECLOSURE	
Parks, Playgrounds, Shade Trees		ISSUED AND OUTSTANDING		Balance January 1, 1990	15,000.00
Land Reclamation & Conservation	17,800.00	School 1,037,266.58		Transfers From Taxes or Liens	
Other Recreational Services	26,232.62	Self-Liquidating		Sale for Cash (1990)	
EDUCATION (excluding schools)		Other		Cancelled, Abated or Adjusted (1990)	
Libraries	21,000.00	Total 1,037,266.58		Balance December 31, 1990	15,000.00
Other Educational Services	1,711,043.52	EQUALIZED VALUATION BASIS FOR NET DEBT COMPUTATION	431,272,871	CURRENT FINANCES DECEMBER 31, 1990	
STATUTORY EXPENDITURES		REAL PROPERTY VALUATIONS		ASSETS	
Pensions & F. L. C. A.	160,300.00	Code Class # of Parcels % VAL'N ASSESSED VALUATION		Cash Dec. 31, 1990	5,128,905.07
Employee Fringe Benefits	101,200.00	1 Vacant Land 528 9.50 49,194,124.00		Taxes Receivable	457,600.41
Other Statutory Expenditures	2,500.00	2 Residential 1640 72.80 376,840,282.00		Tax Title Liens	154,451.50
CETA And Other Public Employment Programs		3 Farm 506 9.49 49,111,703.00		Foreclosed Property	15,000.00
MUNICIPAL FUNCTIONS TOTAL 3,848,979.14		4a Commercial 75 7.18 37,161,600.00		Emergencies & Other Deferred Charges	40,000.00
CAPITAL IMPROVEMENTS *MEMO* 264,000.00		4b Industrial 6 .51 2,661,100.00		State and Federal Aid Receivable	3,904.65
DEBT SERVICE		4c Apartments 5 .52 2,702,000.00		Other Receivables	1,266.55
Principal Payments		Total 2760 517,670,809.00		Total	5,801,128.18
Interest Payments				LIABILITIES, RESERVES, AND SURPLUS	
DEFERRED CHARGES 21,893.77		Land Area 31.85 Sq. Miles		Cash Liabilities	3,298,030.72
SCHOOL, COUNTY, SPECIAL DISTRICT TAXES 5,678,606.16		Net Valuation Taxable-Municipal 518,857,256		Reserves for Receivables	628,318.46
RESERVE FOR UNCOLLECTED TAXES 520,256.50		Net Valuation Taxable-County 452,014,007		Surplus Dec. 31, 1990	1,874,779.00
EXPENDITURES TOTAL 10,069,735.57		State Equalized Valuation 473,126,286		Total	5,801,128.18
		State Equalization Ratio 109.69			

0229

Population 1980 8,027  
 Population 1990 8,365  
 S & P Rating  
 Moody Rating A

General Tax Rate Per \$100. 3.34  
 State Equalized Tax Rate 1.69

LEONIA BOROUGH - BERGEN COUNTY  
 Form of Government  
 Borough Council  
 Number of Members - 6

PER CAPITA:  
 Gross Debt 425.97  
 Net Debt 277.13  
 Debt Service 57.65  
 Total Tax Levy 1,594.72  
 Municipal Expenditures 817.42

PER CENT:  
 Gross Debt .48  
 Net Debt .31  
 Tax Levy Collected 97.68  
 Tax Levy Cancelled, Abated or Adjusted .23

EXPENDITURES		REVENUES-REALIZED		1990 PROPERTY TAX	
GENERAL GOVERNMENT				STATE EQUALIZED TAX RATE 1.69	
Governing Body & Public Boards		1990 Property Taxes Collected	13,039,589.78	Local District School Taxes	6,784,412.96
Municipal Clerk		1990 Payments in Lieu of Taxes	58,235.00	Regional & Consolidated School Tax	
Financial Administration	22,500.00	Delinquent Tax & Lien Collections	129,850.39	School Taxes in Municipal Budget	
Assessment of Taxes	76,940.00	Business Personalty Replacement Taxes	50,899.40	County Taxes	1,860,205.61
Collection of Taxes	145,711.00	Taxes from Public Utilities	935,520.00	County Library Taxes	
Planning, Housing & Development	21,500.00	Other Miscellaneous Tax Revenues	46,776.67	Local Municipal Purpose Taxes	4,626,383.00
Human Resources	13,787.00	State Aid Revenues		Veteron & Senior Citizen Taxes	44,150.00
Elections	44,800.00	Federal Aid Revenues		Total Taxes for Rate Computation	13,315,151.57
General Administration (other)	817,668.00	State and Local Fiscal Assistance Act Utilized		Special District Taxes	
JUDICIARY		Sale of Acquired Property		Bank Corp. Taxes	
Municipal Courts	106,985.22	Other Miscellaneous Revenues	913,762.72	Added and Omitted Taxes	68,859.95
PUBLIC SAFETY		Total	15,174,634.46	Total Taxes Levied - ABSTRACT	13,339,861.52
Fire Protection	119,160.00	Prior Years Surplus Appropriated	53,000.00	Total Taxes Billed	13,349,915.47
Police Protection	1,329,158.59	REVENUES TOTAL	15,227,634.46	1990 TAXES COLLECTED	13,039,589.78
Civil Defense & Disaster Control		Reserve For Uncollected Taxes	478,000.00	1990 Taxes Cancelled, Abated or Adjusted	30,069.76
Environmental Inspection & Control	41,665.00	CAPITAL OUTLAY TOTAL	581,631.78	Transfer to Tax Title Liens or Foreclosed	
Other Public Safety				Balance Outstanding Dec. 31, 1990	280,255.93
PUBLIC WORKS				PRIOR YEARS TAXES OUTSTANDING	
Streets and Drainage	70,500.00	Public Enterprises	703.60	Balance January 1, 1990	171,963.38
Sewers and Sewage Processing	467,404.00	Recreation-Culture		Collected in 1990	129,850.89
Garbage and Trash Disposal	1,065,619.00	Public Works	186,809.33	Cancelled, Abated or Adjusted 1990	3,609.41
Public Buildings and Grounds	18,720.00	Buildings and Grounds	394,118.85	Transfers to Tax Title Liens or Foreclosed	
Other Public Works	381,369.00	Library and Education		Balance December 31, 1990	38,503.08
HEALTH and WELFARE		Conservation		TAX TITLE LIENS OUTSTANDING	
Health Services Except Environmental	67,103.00	All Other		Balance January 1, 1990	
Welfare-Public Assistance	24,050.00	CAPITAL DEBT AUTHORIZED, DECEMBER 31, 1990		Transfer From Taxes	
Hospital, Clinics, First Aid		ISSUED AND UNISSUED		Redeemed in 1990	
Animal, Insect, & Rodent Control		School	1,245,000	Cancelled, Abated or Adjusted (1990)	
Other Welfare Services		Self-Liquidating	187,500	Transfers to Foreclosed Property	
RECREATION and CONSERVATION		Other	2,130,730	Balance December 31, 1990	
Beaches and Boardwalks		Total	3,563,230	PROPERTY ACQUIRED BY DEED OR FORECLOSURE	
Parks, Playgrounds, Shade Trees	10,500.00			Balance January 1, 1990	80,540.00
Land Reclamation & Conservation	93,528.00	ISSUED AND OUTSTANDING		Transfers From Taxes or Liens	
Other Recreational Services	104,798.00	School	1,245,000.00	Sale for Cash (1990)	
EDUCATION (excluding schools)		Self-Liquidating	187,500.00	Cancelled, Abated or Adjusted (1990)	
Libraries	375,913.00	Other	1,913,175.00	Balance December 31, 1990	80,540.00
Other Educational Services		Total	3,345,675.00	CURRENT FINANCES DECEMBER 31, 1990	
STATUTORY EXPENDITURES		EQUALIZED VALUATION BASIS FOR NET DEBT COMPUTATION	749,931,422	ASSETS	
Pensions & F. I. C. A.	392,800.00	REAL PROPERTY VALUATIONS		Cash Dec. 31, 1990	2,194,540.03
Employee Fringe Benefits		Code Class # of Parcels % VAL'N		Taxes Receivable	318,759.01
Other Statutory Expenditures		1 Vacant Land 69 .73		Tax Title Liens	
CETA And Other Public Employment Programs		2 Residential 2410 85.33		Foreclosed Property	80,540.00
MUNICIPAL FUNCTIONS TOTAL	5,817,243.81	3 Farm		Emergencies & Other Deferred Charges	84,590.00
CAPITAL IMPROVEMENTS *MEMO*	35,000.00	4a Commercial 61 6.74		State and Federal Aid Receivable	
DEBT SERVICE		4b Industrial 5 3.48		Other Receivables	81,661.57
Principal Payments	396,000.00	4c Apartments 31 3.72		Total	2,760,090.61
Interest Payments	86,233.91	Total 2576		LIABILITIES, RESERVES, AND SURPLUS	
DEFERRED CHARGES	60,280.00	Land Area 1.50 Sq. Miles		Cash Liabilities	1,840,317.95
SCHOOL, COUNTY, SPECIAL DISTRICT TAXES	8,644,618.57	Net Valuation Taxable-Municipal	397,636,393	Reserves for Receivables	480,960.58
RESERVE FOR UNCOLLECTED TAXES	478,000.00	Net Valuation Taxable-County	778,369,736	Surplus Dec. 31, 1990	438,812.08
EXPENDITURES TOTAL	15,482,376.29	State Equalized Valuation	784,983,843	Total	2,760,090.61
		State Equalization Ratio	50.60		



Population 1980 1,730  
 Population 1990 2,493  
 S & P Rating  
 Moody Rating

General Tax Rate Per \$100. 2.10  
 State Equalized Tax Rate 2.21

LIBERTY TOWNSHIP - WARREN COUNTY  
 Form of Government  
 Township Committee  
 Number of Members - 3

PER CAPITA:  
 Gross Debt 745.25  
 Net Debt 173.65  
 Debt Service 16.07  
 Total Tax Levy 1,405.75  
 Municipal Expenditures 428.51

PER CENT:  
 Gross Debt 1.26  
 Net Debt .29  
 Tax Levy Collected 90.05  
 Tax Levy Cancelled, Abated or Adjusted

EXPENDITURES		REVENUES-REALIZED		1990 PROPERTY TAX	
GENERAL GOVERNMENT				STATE EQUALIZED TAX RATE	
Governing Body & Public Boards				Local District School Taxes 1.28	
Municipal Clerk				Regional & Consolidated School Tax	
Financial Administration	10,150.00			School Taxes in Municipal Budget	
Assessment of Taxes	18,700.00			County Taxes .60	
Collection of Taxes	29,600.00			County Library Taxes .03	
Planning, Housing & Development	40,100.00			Local Municipal Purpose Taxes .29	
Human Resources				Veteran & Senior Citizen Taxes	
Elections				Total Taxes for Rate Computation 2.20	
General Administration (other)	125,075.00			Special District Taxes	
JUDICIARY				Bank Corp. Taxes	
Municipal Courts				Added and Omitted Taxes	
PUBLIC SAFETY				Total Taxes Levied - ABSTRACT	
Fire Protection	17,470.00			Total Taxes Billed	
Police Protection	18,600.00			1990 TAXES COLLECTED	
Civil Defense & Disaster Control				1990 Taxes Cancelled, Abated or Adjusted	
Environmental Inspection & Control	26,200.00			Transfer to Tax Title Liens or Foreclosed	
Other Public Safety				Balance Outstanding Dec. 31, 1990	
PUBLIC WORKS				PRIOR YEARS TAXES OUTSTANDING	
Streets and Drainage	203,673.00			Balance January 1, 1990	
Sewers and Sewage Processing	10,000.00			Collected in 1990	
Garbage and Trash Disposal	11,200.00			Cancelled, Abated or Adjusted 1990	
Public Buildings and Grounds	8,000.00			Transfers to Tax Title Liens or Foreclosed	
Other Public Works				Balance December 31, 1990	
HEALTH and WELFARE				TAX TITLE LIENS OUTSTANDING	
Health Services Except Environmental	450.00			Balance January 1, 1990	
Welfare-Public Assistance	3,500.00			Transfer From Taxes	
Hospital, Clinics, First Aid				Redeemed in 1990	
Animal, Insect, & Rodent Control	7,196.00			Cancelled, Abated or Adjusted (1990)	
Other Welfare Services				Transfers to Foreclosed Property	
RECREATION and CONSERVATION				Balance December 31, 1990	
Beaches and Boardwalks				PROPERTY ACQUIRED BY DEED OR	
Parks, Playgrounds, Shade Trees	2,800.00			FORECLOSURE	
Land Reclamation & Conservation	1,000.00			Balance January 1, 1990	
Other Recreational Services	36,976.00			Transfers From Taxes or Liens	
EDUCATION (excluding schools)				Sale for Cash (1990)	
Libraries				Cancelled, Abated or Adjusted (1990)	
Other Educational Services	750.00			Balance December 31, 1990	
STATUTORY EXPENDITURES				CURRENT FINANCES DECEMBER 31, 1990	
Pensions & F. I. C. A.	27,832.00			ASSETS	
Employee Fringe Benefits	10,000.00			Cash Dec. 31, 1990	
Other Statutory Expenditures	2,570.00			Taxes Receivable	
CETA And Other Public Employment Programs				Tax Title Liens	
MUNICIPAL FUNCTIONS				Foreclosed Property	
CAPITAL IMPROVEMENTS	8,000.00			Emergencies & Other Deferred Charges	
DEBT SERVICE				State and Federal Aid Receivable	
Principal Payments	31,400.00			Other Receivables	
Interest Payments	3,665.99			Total	
DEFERRED CHARGES				LIABILITIES, RESERVES, AND SURPLUS	
SCHOOL, COUNTY, SPECIAL DISTRICT TAXES	10,933.00			Cash Liabilities	
RESERVE FOR UNCOLLECTED TAXES	3,014,445.37			Reserves for Receivables	
EXPENDITURES				Surplus Dec. 31, 1990	
TOTAL	4,082,720.80			Total	



1416

Population 1980 8,806  
 Population 1990 10,978  
 S & P Rating  
 Moody Rating A1

General Tax Rate Per \$100. 4.20  
 State Equalized Tax Rate 2.00

**LINCOLN PARK BOROUGH - MORRIS CO.**  
 Form of Government  
 Mayor-Council Plan F (OMCL 50)  
 Number of Members - 7

PER CAPITA:  
 Gross Debt 702.39  
 Net Debt 702.39  
 Debt Service 42.63  
 Total Tax Levy 1,304.80  
 Municipal Expenditures 650.01

PER CENT:  
 Gross Debt 1.16  
 Net Debt 1.16  
 Tax Levy Collected 97.20  
 Tax Levy Cancelled, Abated or Adjusted .96

EXPENDITURES		REVENUES-REALIZED		1990 PROPERTY TAX	
<b>GENERAL GOVERNMENT</b>				<b>STATE EQUALIZED TAX RATE</b> 1.05	
Governing Body & Public Boards	84,630.00	1990 Property Taxes Collected	13,929,580.60	Local District School Taxes	7,446,246.50
Municipal Clerk	97,000.00	1990 Payments in Lieu of Taxes		Regional & Consolidated School Tax	
Financial Administration	46,844.00	Delinquent Tax & Lien Collections	154,350.27	School Taxes in Municipal Budget	
Assessment of Taxes	66,501.00	Business Personalty Replacement Taxes	87,067.84	County Taxes	.27 1,909,190.09
Collection of Taxes	194,936.00	Taxes from Public Utilities	508,998.00	County Library Taxes	
Planning, Housing & Development	86,154.00	Other Miscellaneous Tax Revenues		Local Municipal Purpose Taxes	.67 4,777,286.35
Human Resources		State Aid Revenues	96,188.21	Veteran & Senior Citizen Taxes	61,250.00
Elections		Federal Aid Revenues		Total Taxes for Rate Computation	1.99 14,193,972.94
General Administration (other)	292,684.00	State and Local Fiscal Assistance Act Utilized		Special District Taxes	
<b>JUDICIARY</b>		Sole of Acquired Property		Bank Corp. Taxes	
Municipal Courts	55,506.97	Other Miscellaneous Revenues	1,441,273.72	Added and Omitted Taxes	191,412.07
<b>PUBLIC SAFETY</b>				Total Taxes Levied - ABSTRACT	14,324,135.01
Fire Protection	93,765.00	Prior Years Surplus Appropriated	695,000.00	Total Taxes Billed	14,331,004.43
Police Protection	1,378,232.55	<b>REVENUES TOTAL</b>	16,912,458.64	<b>1990 TAXES COLLECTED</b>	13,929,580.60
Civil Defense & Disaster Control	21,750.00	Reserve For Uncollected Taxes	282,911.46	1990 Taxes Cancelled, Abated or Adjusted	137,749.80
Environmental Inspection & Control	111,894.00	<b>CAPITAL OUTLAY TOTAL</b>	780,697.26	Transfer to Tax Title Liens or Foreclosed	16,043.50
Other Public Safety				Balance Outstanding Dec. 31, 1990	247,630.53
<b>PUBLIC WORKS</b>				<b>PRIOR YEARS TAXES OUTSTANDING</b>	
Streets and Drainage	476,000.00	Public Enterprises	31,715.91	Balance January 1, 1990	158,989.78
Sewers and Sewage Processing	935,894.00	Recreation-Culture	5,024.66	Collected in 1990	153,825.57
Garbage and Trash Disposal	861,500.00	Public Works	3,725.45	Cancelled, Abated or Adjusted 1990	1,215.50
Public Buildings and Grounds	135,232.00	Buildings and Grounds	690,231.24	Transfers to Tax Title Liens or Foreclosed	3,948.71
Other Public Works		Library and Education		Balance December 31, 1990	
<b>HEALTH and WELFARE</b>		Conservation		<b>TAX TITLE LIENS OUTSTANDING</b>	
Health Services Except Environmental	132,053.56	All Other		Balance January 1, 1990	872.07
Welfare-Public Assistance	22,000.00	<b>CAPITAL DEBT AUTHORIZED, DECEMBER 31, 1990</b>		Transfer From Taxes	20,548.41
Hospital, Clinics, First Aid		<b>ISSUED AND UNISSUED GROSS DEBT NET DEBT</b>		Redeemed in 1990	524.70
Animal, Insect, & Rodent Control	7,500.00	School	1,475,250	Cancelled, Abated or Adjusted (1990)	
Other Welfare Services		Self-Liquidating	6,235,611	Transfers to Foreclosed Property	
<b>RECREATION and CONSERVATION</b>		Other	7,710,861	Balance December 31, 1990	20,895.78
Beaches and Boardwalks		Total		<b>PROPERTY ACQUIRED BY DEED OR FORECLOSURE</b>	
Parks, Playgrounds, Shade Trees	112,769.00	<b>ISSUED AND OUTSTANDING</b>		Balance January 1, 1990	883,515.00
Land Reclamation & Conservation		School		Transfers From Taxes or Liens	
Other Recreational Services	69,902.00	Self-Liquidating	1,235,500.00	Sole for Cash (1990)	
<b>EDUCATION (excluding schools)</b>		Other	4,640,014.63	Cancelled, Abated or Adjusted (1990)	
Libraries	231,662.00	Total	5,875,514.63	Balance December 31, 1990	883,515.00
Other Educational Services	1,000.00	<b>EQUALIZED VALUATION BASIS FOR NET DEBT COMPUTATION</b>	664,825,759	<b>CURRENT FINANCES DECEMBER 31, 1990</b>	
<b>STATUTORY EXPENDITURES</b>		<b>REAL PROPERTY VALUATIONS</b>		<b>ASSETS</b>	
Pensions & F. I. C. A.	394,793.32	Code Class # of Parcels % VAL'N		Cash Dec. 31, 1990	1,348,254.78
Employee Fringe Benefits	413,630.00	1 Vacant Land 363 2.98	9,993,200.00	Taxes Receivable	247,630.53
Other Statutory Expenditures		2 Residential 3342 76.14	255,404,100.00	Tax Title Liens	20,895.78
<b>CETA And Other Public Employment Programs</b>		3 Farm 26 .23	745,600.00	Foreclosed Property	883,515.00
<b>MUNICIPAL FUNCTIONS TOTAL</b>	6,348,353.40	4a Commercial 61 8.03	26,938,465.00	Emergencies & Other Deferred Charges	
<b>CAPITAL IMPROVEMENTS *MEMO*</b>	23,676.10	4b Industrial 27 8.92	29,933,800.00	State and Federal Aid Receivable	10,822.13
<b>DEBT SERVICE</b>		4c Apartments 3 3.70	12,410,300.00	Other Receivables	110,605.75
Principal Payments	203,365.51	Total 3822	335,425,465.00	Total	2,621,723.97
Interest Payments	264,666.92	Land Area 6.66 Sq. Miles		<b>LIABILITIES, RESERVES, AND SURPLUS</b>	
<b>DEFERRED CHARGES</b>	35,932.25	Net Valuation Taxable-Municipal	336,656,961	Cash Liabilities	457,063.78
<b>SCHOOL, COUNTY, SPECIAL DISTRICT TAXES</b>	9,355,436.59	Net Valuation Taxable-County	752,360,978	Reserves for Receivables	1,262,647.06
<b>RESERVE FOR UNCOLLECTED TAXES</b>	282,911.46	State Equalized Valuation	703,944,656	Surplus Dec. 31, 1990	902,013.13
<b>EXPENDITURES TOTAL</b>	16,491,216.13	State Equalization Ratio	47.53	Total	2,621,723.97

2009  
 Population 1980 37,836  
 Population 1990 36,701  
 S & P Rating  
 Moody Rating AA  
 General Tax Rate Per \$100. 1.90  
 State Equalized Tax Rate 1.70

LINDEN CITY - UNION COUNTY  
 Form of Government  
 City Charter Act (P.L. 1897 c. 30)  
 Number of Members - 11

PER CAPITA:  
 Grass Debt 475.55  
 Net Debt 454.51  
 Debt Service 114.83  
 Total Tax Levy 1,581.46  
 Municipal Expenditures 1,170.28  
 PER CENT:  
 Grass Debt .53  
 Net Debt .51  
 Tax Levy Collected 97.11  
 Tax Levy Cancelled, Abated or Adjusted .25

EXPENDITURES		REVENUES-REALIZED		1990 PROPERTY TAX	
GENERAL GOVERNMENT				STATE EQUALIZED TAX RATE — .80	
Governing Body & Public Boards	266,320.00	1990 Property Taxes Collected 56,443,634.70		Local District School Taxes	27,194,054.50
Municipal Clerk	209,740.00	1990 Payments in Lieu of Taxes		Regional & Consolidated School Tax	
Financial Administration	273,300.00	Delinquent Tax & Lien Collections 1,092,479.53		School Taxes in Municipal Budget	.01 355,512.75
Assessment of Taxes	381,725.00	Business Personalty Replacement Taxes 2,739,156.48		County Taxes	.41 13,979,053.13
Collection of Taxes	129,900.00	Taxes from Public Utilities 17,869,213.00		County Library Taxes	
Planning, Housing & Development	67,700.00	Other Miscellaneous Tax Revenues		Local Municipal Purpose Taxes	.42 16,437,671.42
Human Resources	365.13	State Aid Revenues 396,499.93		Veteran & Senior Citizen Taxes	605,900.00
Elections	11,747.63	Federal Aid Revenues		Total Taxes for Rate Computation	1.70 58,572,191.80
General Administration (other)	2,833,552.00	State and Local Fiscal Assistance Act Utilized		Special District Taxes	
JUDICIARY		Sale of Acquired Property		Bank Corp. Taxes	
Municipal Courts	269,650.00	Other Miscellaneous Revenues		Added and Omitted Taxes	74,804.57
PUBLIC SAFETY		Total 5,203,697.80		Total Taxes Levied - ABSTRACT	58,041,096.37
Fire Protection	6,860,100.00	Prior Years Surplus Appropriated 1,000,000.00		Total Taxes Billed	58,122,948.16
Police Protection	6,279,120.80	REVENUES TOTAL 84,743,681.44		1990 TAXES COLLECTED	56,443,634.70
Civil Defense & Disaster Control	43,710.00	Reserve for Uncollected Taxes 1,626,865.86		1990 Taxes Cancelled, Abated or Adjusted	146,423.50
Environmental Inspection & Control	303,625.00	CAPITAL OUTLAY TOTAL 1,351,122.82		Transfer to Tax Title Liens or Foreclosed	387,619.92
Other Public Safety	53,025.00			Balance Outstanding Dec. 31, 1990	1,145,270.04
PUBLIC WORKS		Public Enterprises		PRIOR YEARS TAXES OUTSTANDING	
Streets and Drainage	2,946,075.00	Recreation—Culture 7,522.84		Balance January 1, 1990	1,147,612.41
Sewers and Sewage Processing	1,211,500.00	Public Works 983,679.01		Collected in 1990	1,008,013.79
Garbage and Trash Disposal	1,728,500.00	Buildings and Grounds 354,833.31		Cancelled, Abated or Adjusted 1990	3,668.84
Public Buildings and Grounds	1,606,825.00	Library and Education 87.66		Transfers to Tax Title Liens or Foreclosed	135,001.44
Other Public Works	400,600.00	All Other		Balance December 31, 1990	2,928.34
HEALTH AND WELFARE		CAPITAL DEBT AUTHORIZED, DECEMBER 31, 1990		TAX TITLE LIENS OUTSTANDING	
Health Services Except Environmental	552,151.00	ISSUED AND UNISSUED GROSS DEBT NET DEBT		Balance January 1, 1990	423,440.07
Welfare-Public Assistance	125,675.00	School 687,000		Transfer from Taxes	552,672.41
Hospital, Clinics, First Aid		Self-Liquidating 16,766,074		Redeemed in 1990	84,465.74
Animal, Insect, & Rodent Control	28,500.00	Other 17,453,074		Cancelled, Abated or Adjusted (1990)	38.63
Other Welfare Services		Total 16,681,074		Transfers to Foreclosed Property	
RECREATION AND CONSERVATION		ISSUED AND OUTSTANDING		Balance December 31, 1990	891,614.11
Beaches and Boardwalks		School 687,000.00		PROPERTY ACQUIRED BY DEED OR FORECLOSURE	
Parks, Playgrounds, Shade Trees	344,145.00	Self-Liquidating 14,924,000.00		Balance January 1, 1990	103,542.50
Land Reclamation & Conservation	2,650.00	Other 15,611,000.00		Transfers from Taxes or Liens	
Other Recreational Services	1,386,450.00	Total 3,265,335,068		Sale for Cash (1990)	
EDUCATION (excluding schools)		EQUALIZED VALUATION BASIS FOR NET DEBT COMPUTATION		Cancelled, Abated or Adjusted (1990)	
Libraries	1,325,000.00	REAL PROPERTY VALUATIONS		Balance December 31, 1990	103,542.50
Other Educational Services		Code Class # of Parcels % VAL'N ASSESSED VALUATION		CURRENT FINANCES DECEMBER 31, 1990	
STATUTORY EXPENDITURES		1 Vacant Land 588 1.15 34,901,600.00		ASSETS	
Pensions & F. I. C. A.	4,152,552.37	2 Residential 9857 44.65 1,358,738,700.00		Cash Dec. 31, 1990	12,427,068.59
Employee Fringe Benefits	3,185,000.00	3 Farm 951 12.99 395,337,700.00		Taxes Receivable	1,148,198.38
Other Statutory Expenditures		4a Commercial 225 39.09 1,189,686,600.00		Tax Title Liens	891,614.11
CETA And Other Public Employment Programs		4c Apartments 81 2.12 64,421,300.00		Foreclosed Property	103,542.50
MUNICIPAL FUNCTIONS TOTAL 36,984,203.98		Total 11702 3,043,085,900.00		Emergencies & Other Deferred Charges	27,000.00
CAPITAL IMPROVEMENTS *MEMO* 66,000.00		Land Area 10.95 Sq. Miles		State and Federal Aid Receivable	10,206.05
DEBT SERVICE		Net Valuation Taxable-Municipal 3,055,165,452		Other Receivables	15,391.16
Principal Payments	1,909,266.32	Net Valuation Taxable-County 3,459,877,814		Total	14,623,020.79
Interest Payments	2,305,117.53	State Equalized Valuation 3,412,175,530		LIABILITIES, RESERVES, AND SURPLUS	
TYPE I SCHL DEBT *MEMO 35,512.75		State Equalization Ratio 89.50		Cash Liabilities	7,057,378.49
DEFERRED CHARGES	125,000.00			Reserves for Receivables	2,158,746.15
SCHOOL, COUNTY, SPECIAL DISTRICT TAXES	41,528,620.38			Surplus Dec. 31, 1990	5,406,896.15
RESERVE FOR UNCOLLECTED TAXES	1,626,865.86			Total	14,623,020.79
EXPENDITURES TOTAL 84,479,074.07					



0422

Population 1980 18,196  
 Population 1990 13,734  
 S & P Rating  
 Moody Rating

General Tax Rate Per \$100. 4.67  
 State Equalized Tax Rate 2.99

LINDENWOLD BOROUGH - CAMDEN CO.  
 Form of Government  
 Borough Council  
 Number of Members - 6

PER CAPITA:  
 Gross Debt 329.92  
 Net Debt 239.46  
 Debt Service 35.03  
 Total Tax Levy 751.82  
 Municipal Expenditures 315.07

PER CENT:  
 Gross Debt 1.49  
 Net Debt 1.08  
 Tax Levy Collected 92.95  
 Tax Levy Cancelled, Abated or Adjusted

EXPENDITURES		REVENUES-REALIZED		1990 PROPERTY TAX	
GENERAL GOVERNMENT				STATE EQUALIZED TAX RATE	
Governing Body & Public Boards		1990 Property Taxes Collected	13,103,841.72	Local District School Taxes	3,111,345.50
Municipal Clerk		1990 Payments in Lieu of Taxes		Regional & Consolidated School Tax	2,873,465.24
Financial Administration	71,702.00	Delinquent Tax & Lien Collections	566,997.08	School Taxes in Municipal Budget	
Assessment of Taxes	36,852.00	Business Personalty Replacement Taxes	25,767.60	County Taxes	4,288,905.26
Collection of Taxes	79,582.00	Taxes from Public Utilities	611,413.00	County Library Taxes	115,822.44
Planning, Housing & Development	7,800.00	Other Miscellaneous Tax Revenues		Local Municipal Purpose Taxes	3,095,000.00
Human Resources	259,194.00	State Aid Revenues	369,951.84	Veteran & Senior Citizen Taxes	121,000.00
Elections	8,250.00	Federal Aid Revenues		Total Taxes for Rate Computation	13,605,538.44
General Administration (other)	611,459.00	State and Local Fiscal Assistance Act Utilized		Special District Taxes	469,540.03
JUDICIARY		Sale of Acquired Property		Bank Corp. Taxes	
Municipal Courts	65,920.00	Other Miscellaneous Revenues	722,957.81	Added and Omitted Taxes	130,487.93
PUBLIC SAFETY		Total	15,400,929.05	Total Taxes Levied - ABSTRACT	14,084,566.40
Fire Protection	2,100.00	Prior Years Surplus Appropriated	920,000.00	Total Taxes Billed	14,097,421.03
Police Protection	1,101,170.33	REVENUES TOTAL	16,320,929.05	1990 TAXES COLLECTED	13,103,841.72
Civil Defense & Disaster Control	2,500.00	Reserve For Uncollected Taxes	755,000.00	1990 Taxes Cancelled, Abated or Adjusted	
Environmental Inspection & Control	135,300.00	CAPITAL OUTLAY TOTAL	994,107.82	Transfer to Tax Title Liens or Foreclosed	136,640.18
Other Public Safety				Balance Outstanding Dec. 31, 1990	856,939.13
PUBLIC WORKS				PRIOR YEARS TAXES OUTSTANDING	
Streets and Drainage	587,000.00	Public Enterprises		Balance January 1, 1990	582,075.55
Sewers and Sewage Processing	2,500.00	Recreation-Culture		Collected in 1990	508,748.25
Garbage and Trash Disposal	596,000.00	Public Works	988,684.78	Cancelled, Abated or Adjusted 1990	2,326.61
Public Buildings and Grounds	41,100.00	Buildings and Grounds	5,423.04	Transfers to Tax Title Liens or Foreclosed	26,287.18
Other Public Works		Library and Education		Balance December 31, 1990	44,713.51
HEALTH and WELFARE		Conservation		TAX TITLE LIENS OUTSTANDING	
Health Services Except Environmental	28,580.00	All Other		Balance January 1, 1990	296,515.01
Welfare-Public Assistance	29,000.00	CAPITAL DEBT AUTHORIZED, DECEMBER 31, 1990		Transfer From Taxes	167,841.01
Hospital, Clinics, First Aid		ISSUED AND UNISSUED		Redeemed in 1990	58,248.83
Animal, Insect, & Rodent Control	60,000.00	School	1,674,599	Cancelled, Abated or Adjusted (1990)	
Other Welfare Services		Self-Liquidating		Transfers to Foreclosed Property	
RECREATION and CONSERVATION		Other	4,506,166	Balance December 31, 1990	406,107.19
Beaches and Boardwalks		Total	6,180,765	PROPERTY ACQUIRED BY DEED OR FORECLOSURE	
Parks, Playgrounds, Shade Trees	22,000.00	ISSUED AND OUTSTANDING		Balance January 1, 1990	411,050.00
Land Reclamation & Conservation		School	1,674,599.16	Transfers From Taxes or Liens	
Other Recreational Services	45,177.56	Self-Liquidating		Sale for Cash (1990)	
EDUCATION (excluding schools)		Other	4,504,000.00	Cancelled, Abated or Adjusted (1990)	16,100.00
Libraries	30,060.00	Total	6,178,599.16	Balance December 31, 1990	394,950.00
Other Educational Services		EQUALIZED VALUATION BASIS FOR NET DEBT COMPUTATION	415,919,525	CURRENT FINANCES DECEMBER 31, 1990	
STATUTORY EXPENDITURES		REAL PROPERTY VALUATIONS		ASSETS	
Pensions & F. I. C. A.	374,000.00	Code Class # of Parcels % VAL'N		Cash Dec. 31, 1990	1,896,715.87
Employee Fringe Benefits	295,000.00	1 Vacant Land 695 2.46	7,070,800.00	Taxes Receivable	901,652.64
Other Statutory Expenditures		2 Residential 4005 66.91	192,409,000.00	Tax Title Liens	406,107.19
CETA And Other Public Employment Programs		3 Farm 150 7.90	22,716,200.00	Foreclosed Property	394,950.00
MUNICIPAL FUNCTIONS TOTAL	4,491,246.89	4a Commercial 7 1.12	3,214,100.00	Emergencies & Other Deferred Charges	3,600.00
CAPITAL IMPROVEMENTS *MEMO*	35,000.00	4b Industrial 36 21.62	62,167,300.00	State and Federal Aid Receivable	
DEBT SERVICE		4c Apartments 4893	287,577,400.00	Other Receivables	51,855.08
Principal Payments	300,000.00	Total		Total	3,654,880.78
Interest Payments	356,221.61	Land Area 3.82 Sq. Miles		LIABILITIES, RESERVES, AND SURPLUS	
DEFERRED CHARGES		Net Valuation Taxable-Municipal	289,230,810	Cash Liabilities	1,269,445.06
SCHOOL, COUNTY, SPECIAL DISTRICT TAXES	10,859,078.47	Net Valuation Taxable-County	450,142,203	Reserves for Receivables	1,754,564.91
RESERVE FOR UNCOLLECTED TAXES	755,000.00	State Equalized Valuation	450,362,101	Surplus Dec. 31, 1990	630,870.81
EXPENDITURES TOTAL	16,761,546.97	State Equalization Ratio	64.09	Total	3,654,880.78



0114

Population 1980 6,144  
 Population 1990 6,866  
 S & P Rating  
 Moody Rating

General Tax Rate Per \$100. 3.45  
 State Equalized Tax Rate 2.06

**LINWOOD CITY - ATLANTIC COUNTY**  
 Form of Government  
 City Charter Act (P.L. 1897 c. 30)  
 Number of Members - 7

PER CAPITA:  
 Gross Debt 1,225.42 PER CENT:  
 Gross Debt 2.10  
 Net Debt 1,015.86 Net Debt 1.74  
 Debt Service 128.71 Tax Levy Collected 96.24  
 Total Tax Levy 1,436.92 Tax Levy Cancelled, Abated  
 Municipal Expenditures 704.51 or Adjusted .05

EXPENDITURES		REVENUES-REALIZED		1990 PROPERTY TAX	
<b>GENERAL GOVERNMENT</b>				<b>STATE EQUALIZED TAX RATE</b>	
Governing Body & Public Boards		1990 Property Taxes Collected	9,497,524.47	Local District School Taxes	.65 3,013,228.50
Municipal Clerk		1990 Payments in Lieu of Taxes		Regional & Consolidated School Tax	.44 2,039,828.74
Financial Administration	73,535.41	Delinquent Tax & Lien Collections	177,098.40	School Taxes in Municipal Budget	.02 111,273.00
Assessment of Taxes	63,790.00	Business Personalty Replacement Taxes	40,940.28	County Taxes	.44 * 2,040,927.39
Collection of Taxes	56,106.98	Taxes from Public Utilities	406,602.00	County Library Taxes	
Planning, Housing & Development	13,558.05	Other Miscellaneous Tax Revenues	158,993.88	Local Municipal Purpose Taxes	.51 2,400,888.36
Human Resources	30,795.00	State Aid Revenues	141,186.25	Veteran & Senior Citizen Taxes	
Elections	3,016.03	Federal Aid Revenues		Total Taxes for Rate Computation	2.06 9,660,945.99
General Administration (other)	455,770.18	State and Local Fiscal Assistance Act Utilized		Special District Taxes	
<b>JUDICIARY</b>		Sale of Acquired Property		Bank Corp. Taxes	
Municipal Courts	65,078.62	Other Miscellaneous Revenues	1,153,047.64	Added and Omitted Taxes	
<b>PUBLIC SAFETY</b>		Total	11,575,392.92	Total Taxes Levied - ABSTRACT	9,865,908.01
Fire Protection	242,994.46	Prior Years Surplus Appropriated	484,934.00	Total Taxes Billed	9,866,462.34
Police Protection	811,435.78	REVENUES TOTAL	12,060,326.92	1990 TAXES COLLECTED	9,497,524.47
Civil Defense & Disaster Control	2,220.94	Reserve For Uncollected Taxes	242,062.54	1990 Taxes Cancelled, Abated or Adjusted	5,101.56
Environmental Inspection & Control	63,510.00	CAPITAL OUTLAY TOTAL	727,827.97	Transfer to Tax Title Liens or Foreclosed	6,835.41
Other Public Safety				Balance Outstanding Dec. 31, 1990	359,000.90
<b>PUBLIC WORKS</b>				<b>PRIOR YEARS TAXES OUTSTANDING</b>	
Streets and Drainage	548,537.00	Public Enterprises		Balance January 1, 1990	299,402.24
Sewers and Sewage Processing	256,879.00	Recreation—Culture	37,205.40	Collected in 1990	177,098.40
Garbage and Trash Disposal	292,624.59	Public Works	290,509.69	Cancelled, Abated or Adjusted 1990	
Public Buildings and Grounds	10,644.49	Buildings and Grounds	400,112.83	Transfers to Tax Title Liens or Foreclosed	
Other Public Works	27,900.00	Library and Education		Balance December 31, 1990	122,303.84
<b>HEALTH and WELFARE</b>		Conservation		<b>TAX TITLE LIENS OUTSTANDING</b>	
Health Services Except Environmental		All Other		Balance January 1, 1990	30,856.30
Welfare—Public Assistance	3,190.00	CAPITAL DEBT AUTHORIZED, DECEMBER 31, 1990		Transfer From Taxes	6,835.41
Hospital, Clinics, First Aid		ISSUED AND UNISSUED		Redeemed in 1990	
Animal, Insect, & Rodent Control	5,334.00	School	1,320,000	Cancelled, Abated or Adjusted (1990)	
Other Welfare Services		Self-Liquidating		Transfers to Foreclosed Property	
<b>RECREATION and CONSERVATION</b>		Other	7,093,700	Balance December 31, 1990	37,691.71
Beaches and Boardwalks		Total	3,413,700	<b>PROPERTY ACQUIRED BY DEED OR FORECLOSURE</b>	
Parks, Playgrounds, Shade Trees	16,150.00			Balance January 1, 1990	82,784.00
Land Reclamation & Conservation		ISSUED AND OUTSTANDING		Transfers From Taxes or Liens	
Other Recreational Services	2,000.00	School	1,320,000.00	Sale for Cash (1990)	
<b>EDUCATION (excluding schools)</b>		Self-Liquidating		Cancelled, Abated or Adjusted (1990)	
Libraries	34,000.00	Other	7,065,200.00	Balance December 31, 1990	82,784.00
Other Educational Services	900.00	Total	8,385,200.00	<b>CURRENT FINANCES DECEMBER 31, 1990</b>	
<b>STATUTORY EXPENDITURES</b>		EQUALIZED VALUATION BASIS		ASSETS	
Pensions & F. I. C. A.	307,543.00	FOR NET DEBT COMPUTATION	400,463,373	Cash Dec. 31, 1990	1,722,183.01
Employee Fringe Benefits	248,292.53	<b>REAL PROPERTY VALUATIONS</b>		Taxes Receivable	481,304.74
Other Statutory Expenditures	1,000.00	Code Class # of Parcels % VAL'N		Tax Title Liens	37,691.71
CETA And Other Public Employment Programs		1 Vacant Land 391 4.05	11,253,400.00	Foreclosed Property	82,784.00
<b>MUNICIPAL FUNCTIONS</b>		2 Residential 2358 80.98	225,026,200.00	Emergencies & Other Deferred Charges	47,475.73
<b>CAPITAL IMPROVEMENTS</b>	<b>*MEMO*</b>	3 Farm 6 .14	397,000.00	State and Federal Aid Receivable	
<b>DEBT SERVICE</b>		4a Commercial 89 14.93	41,194,800.00	Other Receivables	
Principal Payments	420,000.00	4b Industrial		Total	369,712.34
Interest Payments	463,738.61	4c Apartments		<b>LIABILITIES, RESERVES, AND SURPLUS</b>	
<b>TYPE I SCHL DEBT *MEMO</b>	172,965.00	Total	2844	277,371,400.00	
<b>DEFERRED CHARGES</b>	19,543.87	Land Area 3.80 Sq. Miles		Cash Liabilities	1,090,268.06
<b>SCHOOL, COUNTY, SPECIAL DISTRICT TAXES</b>	7,205,257.63	Net Valuation Taxable-Municipal	278,755,406	Reserves for Receivables	971,492.79
<b>RESERVE FOR UNCOLLECTED TAXES</b>	242,062.54	Net Valuation Taxable-County	427,799,309	Surplus Dec. 31, 1990	679,390.68
<b>EXPENDITURES</b>		State Equalized Valuation	466,408,214	Total	2,741,151.53
<b>TOTAL</b>	12,042,408.71	State Equalization Ratio	59.69		

## LITTLE EGG HARBOR TWP. - OCEAN CO.

PER CAPITA:

PER CENT:

Population 1980 8,483  
 Population 1990 13,333  
 S & P Rating  
 Moody Rating AAA

General Tax Rate Per \$100.

4.28

State Equalized Tax Rate

2.02

Form of Government  
 Township Committee  
 Number of Members - 3

Gross Debt 1,009.10  
 Net Debt 678.57  
 Debt Service 35.31  
 Total Tax Levy 1,411.36  
 Municipal Expenditures 658.79

Gross Debt 1.68  
 Net Debt 1.13  
 Tax Levy Collected 90.87  
 Tax Levy Cancelled, Abated or Adjusted .18

EXPENDITURES		REVENUES-REALIZED		1990 PROPERTY TAX	
GENERAL GOVERNMENT				STATE EQUALIZED TAX RATE	
Governing Body & Public Boards		1990 Property Taxes Collected	17,105,047.55	Local District School Taxes	.58 5,214,875.78
Municipal Clerk	124,650.00	1990 Payments in Lieu of Taxes		Regional & Consolidated School Tax	.66 5,989,423.33
Financial Administration	105,623.00	Delinquent Tax & Lien Collections	1,294,771.31	School Taxes in Municipal Budget	
Assessment of Taxes	147,975.00	Business Personalty Replacement Taxes	23,647.80	County Taxes	.38 * 3,412,843.47
Collection of Taxes	273,900.00	Taxes from Public Utilities	364,142.00	County Library Taxes	.03 227,591.94
Planning, Housing & Development	59,309.45	Other Miscellaneous Tax Revenues	141,128.61	Local Municipal Purpose Taxes	.37 3,366,000.00
Human Resources	4,150.00	State Aid Revenues		Veteran & Senior Citizen Taxes	
Elections	1,490,550.00	Federal Aid Revenues		Total Taxes for Rate Computation	2.02 18,417,934.52
General Administration (other)	123,991.90	State and Local Fiscal Assistance Act Utilized		Special District Taxes	299,822.60
JUDICIARY		Sale of Acquired Property		Bank Corp. Taxes	
Municipal Courts	13,357.00	Other Miscellaneous Revenues	1,839,599.98	Added and Omitted Taxes	307,090.04
PUBLIC SAFETY		Total	21,268,337.25	Total Taxes Levied - ABSTRACT	18,817,647.16
Fire Protection	1,403,950.40	Prior Years Surplus Appropriated	2,625,000.00	Total Taxes Billed	18,822,842.50
Police Protection	4,000.00	REVENUES TOTAL	23,993,337.25	1990 TAXES COLLECTED	17,105,047.55
Civil Defense & Disaster Control	66,895.00	Reserve For Uncollected Taxes	1,582,398.07	1990 Taxes Cancelled, Abated or Adjusted	33,300.08
Environmental Inspection & Control		CAPITAL OUTLAY TOTAL	2,075,267.54	Transfer to Tax Title Liens or Foreclosed	276,138.12
Other Public Safety				Balance Outstanding Dec. 31, 1990	1,408,356.75
PUBLIC WORKS				PRIOR YEARS TAXES OUTSTANDING	
Streets and Drainage	392,650.00	Public Enterprises		Balance January 1, 1990	1,270,203.10
Sewers and Sewage Processing	606,950.00	Recreation-Culture	228,415.74	Collected in 1990	1,121,598.11
Garbage and Trash Disposal	640,000.00	Public Works	1,602,310.45	Cancelled, Abated or Adjusted 1990	8,170.38
Public Buildings and Grounds	49,900.00	Buildings and Grounds	244,541.35	Transfers to Tax Title Liens or Foreclosed	128,603.03
Other Public Works	83,000.00	Library and Education		Balance December 31, 1990	11,831.58
HEALTH and WELFARE		Conservation		TAX TITLE LIENS OUTSTANDING	
Health Services Except Environmental	16,000.00	All Other		Balance January 1, 1990	317,866.40
Welfare-Public Assistance	34,250.00	CAPITAL DEBT AUTHORIZED, DECEMBER 31, 1990		Transfer From Taxes	426,869.94
Hospital, Clinics, First Aid	1,100.00	ISSUED AND UNISSUED		Redeemed in 1990	173,173.20
Animal, Insect, & Rodent Control	58,374.14	School	4,406,923	Cancelled, Abated or Adjusted (1990)	
Other Welfare Services		Self-Liquidating		Transfers to Foreclosed Property	
RECREATION and CONSERVATION		Other	9,047,430	Balance December 31, 1990	571,563.14
Beaches and Boardwalks		Total	13,454,353	PROPERTY ACQUIRED BY DEED OR FORECLOSURE	
Parks, Playgrounds, Shade Trees		ISSUED AND OUTSTANDING		Balance January 1, 1990	575,100.00
Land Reclamation & Conservation	193,850.00	School		Transfers From Taxes or Liens	
Other Recreational Services	15,100.00	Self-Liquidating		Sale for Cash (1990)	
EDUCATION (excluding schools)		Other	7,493,150.00	Cancelled, Abated or Adjusted (1990)	
Libraries	500.00	Total	7,493,150.00	Balance December 31, 1990	575,100.00
Other Educational Services		EQUALIZED VALUATION BASIS		CURRENT FINANCES DECEMBER 31, 1990	
STATUTORY EXPENDITURES		FOR NET DEBT COMPUTATION	800,566,483	ASSETS	
Pensions & F. I. C. A.	344,600.00	REAL PROPERTY VALUATIONS		Cash Dec. 31, 1990	3,963,126.50
Employee Fringe Benefits		Code Class # of Parcels % VAL'N		Taxes Receivable	1,420,188.33
Other Statutory Expenditures	20,586.52	1 Vacant Land 3211 10.80	45,521,600.00	Tax Title Liens	571,563.14
CETA And Other Public Employment Programs		2 Residential 6777 83.63	352,526,800.00	Foreclosed Property	575,100.00
MUNICIPAL FUNCTIONS TOTAL	6,295,232.41	3 Farm 3 .02	92,647.00	Emergencies & Other Deferred Charges	274,648.28
CAPITAL IMPROVEMENTS *MEMO*		4a Commercial 135 5.19	21,863,500.00	State and Federal Aid Receivable	
DEBT SERVICE		4b Industrial 2 .04	149,000.00	Other Receivables	457,823.18
Principal Payments	9,522.00	4c Apartments 1 .33	1,400,000.00	Total	7,262,449.43
Interest Payments	461,267.31	Total	421,553,547.00	LIABILITIES, RESERVES, AND SURPLUS	
DEFERRED CHARGES	435,221.93	Land Area 49.50 Sq. Miles		Cash Liabilities	1,203,401.19
SCHOOL, COUNTY, SPECIAL DISTRICT TAXES	15,144,557.12	Net Valuation Taxable-Municipal	425,545,787	Reserves for Receivables	3,024,674.65
RESERVE FOR UNCOLLECTED TAXES	1,582,398.07	Net Valuation Taxable-County	894,889,570	Surplus Dec. 31, 1990	3,034,373.59
EXPENDITURES TOTAL	23,928,198.84	State Equalized Valuation	897,114,162	Total	7,262,449.43
		State Equalization Ratio	47.20		

\*Includes County Health Service Taxes, County Vocational School Taxes, or County Open Space Tax. See Table 13.



1605

Population 1980 11,496

Population 1990 11,294

S &amp; P Rating

Moody Rating

A

General Tax Rate Per \$100.

2.02

State Equalized Tax Rate

1.52

## LITTLE FALLS TOWNSHIP - PASSAIC CO.

Form of Government

Township Committee

Number of Members - 5

PER CAPITA:

Gross Debt 1,092.34

Net Debt 1,014.25

Debt Service 30.06

Total Tax Levy 1,340.27

Municipal Expenditures 714.78

PER CENT:

Gross Debt 1.33

Net Debt 1.23

Tax Levy Collected 39.44

Tax Levy Cancelled, Abated

or Adjusted .33

EXPENDITURES		REVENUES-REALIZED		1990 PROPERTY TAX	
<b>GENERAL GOVERNMENT</b>				<b>STATE EQUALIZED TAX RATE</b>	
Governing Body & Public Boards		1990 Property Taxes Collected	13,581,571.00	Local District School Taxes	36 3,535,075.50
Municipal Clerk	10,900.00	1990 Payments in Lieu of Taxes		Regional & Consolidated School Tax	25 2,450,095.12
Financial Administration	73,205.00	Delinquent Tax & Lien Collections	537,987.00	School Taxes in Municipal Budget	
Assessment of Taxes	36,700.00	Business Personality Replacement Taxes	213,459.00	County Taxes	45 4,499,715.15
Collection of Taxes	59,150.00	Taxes from Public Utilities	916,255.00	County Library Taxes	
Planning, Housing & Development	37,195.00	Other Miscellaneous Tax Revenues		Local Municipal Purpose Taxes	46 4,565,022.00
Human Resources	69,785.00	State Aid Revenues	178,014.00	Veteran & Senior Citizen Taxes	129,050.00
Elections	4,900.00	Federal Aid Revenues		Total Taxes far Rate Computation	1.52 15,178,947.77
General Administration (other)	617,866.00	State and Local Fiscal Assistance Act Utilized		Special District Taxes	
<b>JUDICIARY</b>		Sale of Acquired Property		Bank Corp. Taxes	
Municipal Courts	47,145.00	Other Miscellaneous Revenues	1,261,822.00	Added and Omitted Taxes	87,108.00
<b>PUBLIC SAFETY</b>		Total	16,694,108.00	Total Taxes Levied - ABSTRACT	15,137,005.77
Fire Protection	253,301.00	Prior Years Surplus Appropriated		Total Taxes Billed	15,185,936.00
Police Protection	1,094,451.00	REVENUES TOTAL	16,694,108.00	1990 TAXES COLLECTED	13,581,571.00
Civil Defense & Disaster Control	5,470.00	Reserve For Uncollected Taxes	1,722,782.00	1990 Taxes Cancelled, Abated or Adjusted	50,869.00
Environmental Inspection & Control	71,012.08	CAPITAL OUTLAY TOTAL	976,220.00	Transfer to Tax Title Liens or Foreclosed	1,073,580.00
Other Public Safety				Balance Outstanding Dec. 31, 1990	479,916.00
<b>PUBLIC WORKS</b>				<b>PRIOR YEARS TAXES OUTSTANDING</b>	
Streets and Drainage	516,150.00	Public Enterprises		Balance January 1, 1990	1,538,369.00
Sewers and Sewage Processing	450,378.00	Recreation-Culture	25,171.00	Collected in 1990	532,583.00
Garbage and Trash Disposal	605,820.00	Public Works	869,563.00	Cancelled, Abated or Adjusted 1990	
Public Buildings and Grounds	2,500.00	Buildings and Grounds	81,486.00	Transfers to Tax Title Liens or Foreclosed	848,368.00
Other Public Works	28,000.00	Library and Education		Balance December 31, 1990	157,418.00
<b>HEALTH and WELFARE</b>		Conservation		<b>TAX TITLE LIENS OUTSTANDING</b>	
Health Services Except Environmental	33,002.00	All Other		Balance January 1, 1990	125,032.00
Welfare-Public Assistance	10,668.00	CAPITAL DEBT AUTHORIZED, DECEMBER 31, 1990		Transfer From Taxes	2,152,322.00
Hospital, Clinics, First Aid		ISSUED AND UNISSUED		Redeemed in 1990	
Animal, Insect, & Rodent Control	100.00	School	881,848	Cancelled, Abated or Adjusted (1990)	
Other Welfare Services		Self-Liquidating		Transfers to Foreclosed Property	
<b>RECREATION and CONSERVATION</b>		Other	11,454,996	Balance December 31, 1990	2,277,354.00
Beaches and Boardwalks		Total	12,336,844	<b>PROPERTY ACQUIRED BY DEED OR FORECLOSURE</b>	
Parks, Playgrounds, Shade Trees	9,650.00	ISSUED AND OUTSTANDING		Balance January 1, 1990	12,080.00
Land Reclamation & Conservation	21,145.00	School	881,734.00	Transfers From Taxes or Liens	
Other Recreational Services	112,860.00	Self-Liquidating		Sale for Cash (1990)	
<b>EDUCATION (excluding schools)</b>		Other	8,150,950.00	Cancelled, Abated or Adjusted (1990)	
Libraries	254,960.00	Total	9,032,684.00	Balance December 31, 1990	12,080.00
Other Educational Services		EQUALIZED VALUATION BASIS		<b>CURRENT FINANCES DECEMBER 31, 1990</b>	
<b>STATUTORY EXPENDITURES</b>		FOR NET DEBT COMPUTATION	928,688,682	<b>ASSETS</b>	
Pensions & F. I. C. A.	286,000.00	REAL PROPERTY VALUATIONS		Cash Dec. 31, 1990	1,316,901.00
Employee Fringe Benefits	203,164.00	Code Class # of Parcels % VAL'N	ASSESSED VALUATION	Taxes Receivable	637,334.00
Other Statutory Expenditures		1 Vacant Land 265 3.67	27,128,500.00	Tax Title Liens	2,277,354.00
<b>CETA And Other Public Employment Programs</b>		2 Residential 3531 67.17	496,388,300.00	Foreclosed Property	12,080.00
<b>MUNICIPAL FUNCTIONS</b>		3 Farm		Emergencies & Other Deferred Charges	161,810.00
<b>CAPITAL IMPROVEMENTS</b>		4a Commercial 170 16.64	122,982,000.00	State and Federal Aid Receivable	51,302.00
<b>DEBT SERVICE</b>		4b Industrial 47 4.61	34,054,500.00	Other Receivables	36,441.00
Principal Payments	164,920.00	4c Apartments 11 7.91	58,471,000.00	Total	4,493,222.00
Interest Payments	174,534.00	Total 4024	739,024,300.00	<b>LIABILITIES, RESERVES, AND SURPLUS</b>	
<b>DEFERRED CHARGES</b>		Land Area 2.80 Sq. Miles		Cash Liabilities	751,903.00
<b>SCHOOL, COUNTY, SPECIAL DISTRICT TAXES</b>		Net Valuation Taxable-Municipal	747,466,727	Reserves for Receivables	2,963,209.00
<b>RESERVE FOR UNCOLLECTED TAXES</b>		Net Valuation Taxable-County	1,016,174,524	Surplus Dec. 31, 1990	778,110.00
<b>EXPENDITURES TOTAL</b>	18,557,655.85	State Equalized Valuation	991,187,507	Total	4,493,222.00
		State Equalization Ratio	75.20		



0230  
 Population 1980 9,399  
 Population 1990 9,989  
 S & P Rating A  
 Moody Rating A

General Tax Rate Per \$100. 2.32  
 State Equalized Tax Rate 1.59

LITTLE FERRY BORO. - BERGEN CO.  
 Form of Government  
 Borough Council  
 Number of Members - 6

PER CAPITA:  
 Gross Debt 372.97  
 Net Debt 372.97  
 Debt Service 43.94  
 Total Tax Levy 1,126.63  
 Municipal Expenditures 597.52

PER CENT:  
 Gross Debt .55  
 Net Debt .55  
 Tax Levy Collected 97.98  
 Tax Levy Cancelled, Abated or Adjusted .03

EXPENDITURES		REVENUES-REALIZED		1990 PROPERTY TAX	
GENERAL GOVERNMENT				STATE EQUALIZED TAX RATE	
Governing Body & Public Boards		1990 Property Taxes Collected	11,033,163.00	Local District School Taxes	.72 5,061,022.20
Municipal Clerk		1990 Payments in Lieu of Taxes		Regional & Consolidated School Tax	
Financial Administration	29,098.00	Delinquent Tax & Lien Collections	110,545.00	School Taxes in Municipal Budget	
Assessment of Taxes	15,243.00	Business Personalty Replacement Taxes	109,757.00	County Taxes	.23 1,627,984.53
Collection of Taxes	33,698.00	Taxes from Public Utilities	576,039.00	County Library Taxes	
Planning, Housing & Development	31,006.00	Other Miscellaneous Tax Revenues		Local Municipal Purpose Taxes	.63 4,464,923.00
Human Resources	143,160.00	State Aid Revenues	155,857.00	Veteran & Senior Citizen Taxes	82,400.00
Elections	2,300.00	Federal Aid Revenues		Total Taxes for Rate Computation	1.58 11,236,329.73
General Administration (other)	495,189.00	State and Local Fiscal Assistance Act Utilized		Special District Taxes	
JUDICIARY		Sale of Acquired Property		Bank Corp. Taxes	
Municipal Courts	59,115.00	Other Miscellaneous Revenues	353,844.00	Added and Omitted Taxes	100,451.00
PUBLIC SAFETY		Total	12,339,205.00	Total Taxes Levied - ABSTRACT	11,254,380.73
Fire Protection	149,859.00	Prior Years Surplus Appropriated	160,000.00	Total Taxes Billed	11,260,118.00
Police Protection	1,352,528.00	REVENUES TOTAL	12,499,205.00	1990 TAXES COLLECTED	11,033,163.00
Civil Defense & Disaster Control	4,850.00	Reserve For Uncollected Taxes	323,198.00	1990 Taxes Cancelled, Abated or Adjusted	3,348.00
Environmental Inspection & Control	40,533.00	CAPITAL OUTLAY TOTAL	255,372.00	Transfer to Tax Title Liens or Foreclosed	
Other Public Safety				Balance Outstanding Dec. 31, 1990	223,607.00
PUBLIC WORKS				PRIOR YEARS TAXES OUTSTANDING	
Streets and Drainage	503,570.00	Public Enterprises		Balance January 1, 1990	129,304.00
Sewers and Sewage Processing	575,298.00	Recreation-Culture	9,099.00	Collected in 1990	109,895.00
Garbage and Trash Disposal	698,735.00	Public Works	7,232.00	Cancelled, Abated or Adjusted 1990	
Public Buildings and Grounds	71,325.00	Buildings and Grounds	239,041.00	Transfers to Tax Title Liens or Foreclosed	
Other Public Works		Library and Education		Balance December 31, 1990	19,409.00
HEALTH and WELFARE		Conservation		TAX TITLE LIENS OUTSTANDING	
Health Services Except Environmental	38,004.00	All Other		Balance January 1, 1990	650.00
Welfare-Public Assistance	11,560.00	CAPITAL DEBT AUTHORIZED, DECEMBER 31, 1990		Transfer From Taxes	
Hospital, Clinics, First Aid		ISSUED AND UNISSUED GROSS DEBT NET DEBT		Redeemed in 1990	650.00
Animal, Insect, & Rodent Control	1,843.00	School		Cancelled, Abated or Adjusted (1990)	
Other Welfare Services		Self-Liquidating		Transfers to Foreclosed Property	
RECREATION and CONSERVATION		Other	3,725,622	Balance December 31, 1990	
Beaches and Boardwalks		Total	3,725,622	PROPERTY ACQUIRED BY DEED OR	
Parks, Playgrounds, Shade Trees	44,500.00			FORECLOSURE	
Land Reclamation & Conservation	41,029.00	ISSUED AND OUTSTANDING		Balance January 1, 1990	13,455.00
Other Recreational Services	3,500.00	School		Transfers From Taxes or Liens	
EDUCATION (excluding schools)		Self-Liquidating		Sale for Cash (1990)	
Libraries	164,765.00	Other	3,368,000.00	Cancelled, Abated or Adjusted (1990)	
Other Educational Services		Total	3,368,000.00	Balance December 31, 1990	13,455.00
STATUTORY EXPENDITURES		EQUALIZED VALUATION BASIS		CURRENT FINANCES DECEMBER 31, 1990	
Pensions & F. I. C. A.	304,535.00	FOR NET DEBT COMPUTATION	672,494,921	ASSETS	
Employee Fringe Benefits	277,249.00	REAL PROPERTY VALUATIONS		Cash Dec. 31, 1990	2,367,665.00
Other Statutory Expenditures		Code Class # of Parcels % VAL'N ASSESSED VALUATION		Taxes Receivable	243,016.00
CETA And Other Public Employment Programs		1 Vacant Land 78 1.76 8,316,800.00		Tax Title Liens	
MUNICIPAL FUNCTIONS TOTAL	5,097,492.00	2 Residential 2235 60.82 287,864,600.00		Foreclosed Property	13,455.00
CAPITAL IMPROVEMENTS *MEMO*	20,000.00	3 Farm 117 11.77 55,685,200.00		Emergencies & Other Deferred Charges	181,725.00
DEBT SERVICE		4a Commercial 78 13.01 61,561,600.00		State and Federal Aid Receivable	5,278.00
Principal Payments	240,000.00	4c Apartments 25 12.65 59,848,200.00		Other Receivables	44,011.00
Interest Payments	198,907.00	Total 2533 473,276,400.00		Total	2,855,150.00
DEFERRED CHARGES	108,997.00	Land Area 1.50 Sq. Miles		LIABILITIES, RESERVES, AND SURPLUS	
SCHOOL, COUNTY, SPECIAL DISTRICT TAXES	6,689,006.73	Net Valuation Taxable-Municipal	481,020,129	Cash Liabilities	1,835,139.00
RESERVE FOR UNCOLLECTED TAXES	323,198.00	Net Valuation Taxable-County	697,360,601	Reserves for Receivables	300,482.00
EXPENDITURES TOTAL	12,657,600.73	State Equalized Valuation	699,668,290	Surplus Dec. 31, 1990	719,529.00
		State Equalization Ratio	68.40	Total	2,855,150.00

**1323**  
 Population 1980 **5,548**  
 Population 1990 **5,721**  
 S & P Rating  
 Moody Rating **A1**

General Tax Rate Per \$100. **2.00**  
 State Equalized Tax Rate **1.94**

**LITTLE SILVER BORO. - MONMOUTH CO.**  
 Form of Government  
**Borough Council**  
 Number of Members - 6

PER CAPITA:  
 Grass Debt **1,238.82**  
 Net Debt **943.26**  
 Debt Service **98.64**  
 Total Tax Levy **2,028.36**  
 Municipal Expenditures **673.62**

PER CENT:  
 Grass Debt **1.26**  
 Net Debt **.96**  
 Tax Levy Collected **96.67**  
 Tax Levy Cancelled, Abated or Adjusted

EXPENDITURES		REVENUES-REALIZED		1990 PROPERTY TAX	
<b>GENERAL GOVERNMENT</b>				<b>STATE EQUALIZED TAX RATE</b>	
Governing Body & Public Boards		1990 Property Taxes Collected	<b>11,218,233.81</b>	Local District School Taxes	<b>.86</b> 3,905,345.00
Municipal Clerk		1990 Payments in Lieu of Taxes		Regional & Consolidated School Tax	<b>.40</b> 2,338,187.84
Financial Administration	<b>41,947.26</b>	Delinquent Tax & Lien Collections	<b>249,801.54</b>	School Taxes in Municipal Budget	
Assessment of Taxes	<b>26,684.99</b>	Business Personalty Replacement Taxes	<b>47,268.48</b>	County Taxes	<b>.41</b> * 2,424,142.08
Collection of Taxes	<b>28,784.95</b>	Taxes from Public Utilities	<b>448,277.00</b>	County Library Taxes	<b>.01</b> 79,517.10
Planning, Housing & Development	<b>25,866.00</b>	Other Miscellaneous Tax Revenues		Local Municipal Purpose Taxes	<b>.46</b> 2,682,437.00
Human Resources	<b>34,415.00</b>	State Aid Revenues	<b>22,494.00</b>	Veteran & Senior Citizen Taxes	31,200.00
Elections	<b>2,000.00</b>	Federal Aid Revenues		Total Taxes for Rate Computation	<b>1.94</b> 11,460,829.02
General Administration (other,	<b>327,984.15</b>	State and Local Fiscal Assistance Act Utilized		Special District Taxes	
<b>JUDICIARY</b>		State and Local Fiscal Assistance Act Utilized		Bank Corp. Taxes	
Municipal Courts	<b>53,028.10</b>	Sale of Acquired Property		Added and Omitted Taxes	<b>174,614.59</b>
<b>PUBLIC SAFETY</b>		Other Miscellaneous Revenues	<b>585,683.06</b>	Total Taxes Levied - ABSTRACT	<b>11,604,243.91</b>
Fire Protection	<b>83,816.81</b>	Total	<b>12,571,757.89</b>	Total Taxes Billed	<b>11,604,243.91</b>
Police Protection	<b>711,778.86</b>	Prior Years Surplus Appropriated	<b>320,000.00</b>	1990 TAXES COLLECTED	<b>11,218,233.81</b>
Civil Defense & Disaster Control	<b>100.00</b>	REVENUES TOTAL	<b>12,891,757.89</b>	1990 Taxes Cancelled, Abated or Adjusted	
Environmental Inspection & Control	<b>27,995.90</b>	Reserve For Uncollected Taxes	<b>314,220.00</b>	Transfer to Tax Title Liens or Foreclosed	
Other Public Safety		CAPITAL OUTLAY TOTAL	<b>1,970,623.57</b>	Balance Outstanding Dec. 31, 1990	<b>386,010.10</b>
<b>PUBLIC WORKS</b>		Public Enterprises		PRIOR YEARS TAXES OUTSTANDING	
Streets and Drainage	<b>216,259.00</b>	Recreation-Culture	<b>215,711.39</b>	Balance January 1, 1990	<b>242,055.57</b>
Sewers and Sewage Processing	<b>570,019.39</b>	Public Works	<b>211,941.63</b>	Collected in 1990	<b>234,815.03</b>
Garbage and Trash Disposal	<b>55,150.00</b>	Buildings and Grounds	<b>1,542,970.55</b>	Cancelled, Abated or Adjusted 1990	
Public Buildings and Grounds		Library and Education		Transfers to Tax Title Liens or Foreclosed	
Other Public Works		Conservation		Balance December 31, 1990	<b>7,240.54</b>
<b>HEALTH and WELFARE</b>		All Other		TAX TITLE LIENS OUTSTANDING	
Health Services Except Environmental	<b>18,420.00</b>	CAPITAL DEBT AUTHORIZED, DECEMBER 31, 1990		Balance January 1, 1990	<b>14,980.51</b>
Welfare-Public Assistance	<b>1,825.00</b>	ISSUED AND UNISSUED		Transfer From Taxes	
Hospital, Clinics, First Aid		School	<b>1,690,930</b>	Redeemed in 1990	<b>14,986.51</b>
Animal, Insect, & Rodent Control		Self-Liquidating		Cancelled, Abated or Adjusted (1990)	
Other Welfare Services		Other	<b>5,396,362</b>	Transfers to Foreclosed Property	
<b>RECREATION and CONSERVATION</b>		Total	<b>7,087,292</b>	Balance December 31, 1990	
Beaches and Boardwalks	<b>21,873.00</b>	ISSUED AND OUTSTANDING		PROPERTY ACQUIRED BY DEED OR	
Parks, Playgrounds, Shade Trees	<b>211,182.00</b>	School	<b>1,690,930.43</b>	FORECLOSURE	
Land Reclamation & Conservation	<b>1,000.00</b>	Self-Liquidating		Balance January 1, 1990	<b>10,150.00</b>
Other Recreational Services		Other	<b>3,535,000.00</b>	Transfers From Taxes or Liens	
<b>EDUCATION (excluding schools)</b>		Total	<b>5,225,930.43</b>	Sole for Cash (1990)	
Libraries	<b>59,065.27</b>	EQUALIZED VALUATION BASIS		Cancelled, Abated or Adjusted (1990)	
Other Educational Services		FOR NET DEBT COMPUTATION	<b>564,607,089</b>	Balance December 31, 1990	<b>10,150.00</b>
<b>STATUTORY EXPENDITURES</b>		REAL PROPERTY VALUATIONS		CURRENT FINANCES DECEMBER 31, 1990	
Pensions & F. I. C. A.	<b>200,916.25</b>	Code Class # of Parcels % VAL'N ASSESSED VALUATION		ASSETS	
Employee Fringe Benefits	<b>175,000.00</b>	1 Vacant Land 164 2.84 16,173,000.00		Cash Dec. 31, 1990	<b>3,663,622.20</b>
Other Statutory Expenditures		2 Residential 2027 88.47 503,851,025.00		Taxes Receivable	<b>393,250.64</b>
CETA And Other Public Employment Programs	<b>2,895,111.93</b>	3 Farm 10 .10 556,200.00		Tax Title Liens	
<b>MUNICIPAL FUNCTIONS</b>		4a Commercial 125 8.59 48,924,300.00		Foreclosed Property	<b>10,150.00</b>
CAPITAL IMPROVEMENTS	<b>27,500.00</b>	4b Industrial		Emergencies & Other Deferred Charges	<b>20,100.00</b>
<b>DEBT SERVICE</b>		4c Apartments		State and Federal Aid Receivable	
Principal Payments	<b>275,000.00</b>	Total 2326 569,504,525.00		Other Receivables	<b>60,001.00</b>
Interest Payments	<b>289,327.60</b>	Land Area 2.80 Sq. Miles		Total	<b>4,147,123.84</b>
<b>DEFERRED CHARGES</b>		Net Valuation Taxable-Municipal	<b>572,529,367</b>	LIABILITIES, RESERVES, AND SURPLUS	
SCHOOL, COUNTY, SPECIAL DISTRICT TAXES	<b>8,747,192.02</b>	Net Valuation Taxable-County	<b>591,410,413</b>	Cash Liabilities	<b>2,363,669.77</b>
RESERVE FOR UNCOLLECTED TAXES	<b>314,220.00</b>	State Equalized Valuation	<b>583,934,847</b>	Reserves for Receivables	<b>463,401.64</b>
<b>EXPENDITURES</b>		State Equalization Ratio	<b>97.20</b>	Surplus Dec. 31, 1990	<b>820,052.43</b>
<b>TOTAL</b>	<b>12,600,955.22</b>			Total	<b>4,147,123.84</b>



0710

Population 1980 28,040  
 Population 1990 26,609  
 S & P Rating  
 Moody Rating AA1

General Tax Rate Per \$100. 6.98  
 State Equalized Tax Rate 1.89

LIVINGSTON TOWNSHIP - ESSEX COUNTY  
 Form of Government  
 Council-Manager Plan E (OMCL 50)  
 Number of Members - 5

PER CAPITA:

Gross Debt 1,178.43  
 Net Debt 765.03  
 Debt Service 49.59  
 Total Tax Levy 2,327.91  
 Municipal Expenditures 662.78

PER CENT:

Gross Debt 1.00  
 Net Debt .65  
 Tax Levy Collected 97.30  
 Tax Levy Cancelled, Abated or Adjusted .17

EXPENDITURES		REVENUES-REALIZED		1990 PROPERTY TAX	
GENERAL GOVERNMENT				STATE EQUALIZED TAX RATE 1.86	
Governing Body & Public Boards		1990 Property Taxes Collected 60,333,461.56		Local District School Taxes	34,571,829.00
Municipal Clerk	189,592.50	1990 Payments in Lieu of Taxes		Regional & Consolidated School Tax	
Financial Administration	61,364.50	Delinquent Tax & Lien Collections 1,559,070.18		School Taxes in Municipal Budget	
Assessment of Taxes	110,901.00	Business Personalty Replacement Taxes 406,901.40		County Taxes	19,469,229.94
Collection of Taxes	100,764.00	Taxes from Public Utilities 2,259,122.00		County Library Taxes	
Planning, Housing & Development	215,549.00	Other Miscellaneous Tax Revenues 277,897.84		Local Municipal Purpose Taxes	7,685,798.97
Human Resources	8,700.00	State Aid Revenues 289,002.95		Veteran & Senior Citizen Taxes	172,950.00
Elections	1,769,107.00	Federal Aid Revenues 11,311.77		Total Taxes for Rate Computation	61,899,807.91
General Administration (other)		State and Local Fiscal Assistance Act Utilized		Special District Taxes	
JUDICIARY		Sole of Acquired Property		Bank Corp. Taxes	
Municipal Courts	172,679.00	Other Miscellaneous Revenues 5,800,797.05		Added and Omitted Taxes	216,432.00
PUBLIC SAFETY		Total 70,942,564.75		Total Taxes Levied - ABSTRACT	61,943,289.91
Fire Protection	263,952.00	Prior Years Surplus Appropriated 2,000,000.00		Total Taxes Billed	62,015,816.40
Police Protection	11,300.00	REVENUES TOTAL 72,942,564.75		1990 TAXES COLLECTED	60,338,461.56
Civil Defense & Disaster Control	170,086.00	Reserve For Uncollected Taxes 1,756,284.71		1990 Taxes Cancelled, Abated or Adjusted	102,771.78
Environmental Inspection & Control		CAPITAL OUTLAY TOTAL 9,245,044.63		Transfer to Tax Title Liens or Foreclosed	310,154.02
Other Public Safety				Balance Outstanding Dec. 31, 1990	1,264,429.04
PUBLIC WORKS				PRIOR YEARS TAXES OUTSTANDING	
Streets and Drainage	756,316.00	Public Enterprises 562,505.70		Balance January 1, 1990	2,153,276.58
Sewers and Sewage Processing	791,999.00	Recreation-Culture 270,000.00		Collected in 1990	1,394,010.32
Garbage and Trash Disposal	2,117,644.00	Public Works 212,621.85		Cancelled, Abated or Adjusted 1990	5,930.43
Public Buildings and Grounds	284,930.00	Buildings and Grounds 209,345.02		Transfers to Tax Title Liens or Foreclosed	189,759.07
Other Public Works		Library and Education 77,435.00		Balance December 31, 1990	563,576.76
HEALTH and WELFARE		Conservation 7,914,137.06		TAX TITLE LIENS OUTSTANDING	
Health Services Except Environmental	272,313.00	All Other		Balance January 1, 1990	372,206.99
Welfare-Public Assistance	23,035.00	CAPITAL DEBT AUTHORIZED, DECEMBER 31, 1990		Transfer From Taxes	542,048.09
Hospital, Clinics, First Aid		ISSUED AND UNISSUED GROSS DEBT NET DEBT		Redeemed in 1990	165,059.86
Animal, Insect, & Rodent Control	37,650.00	School 9,440,000		Cancelled, Abated or Adjusted (1990)	162,614.50
Other Welfare Services	54,904.00	Self-Liquidating 1,310,000		Transfers to Foreclosed Property	
RECREATION and CONSERVATION		Other 20,606,959		Balance December 31, 1990	586,580.72
Beaches and Boardwalks		Total 31,356,959		PROPERTY ACQUIRED BY DEED OR	
Parks, Playgrounds, Shade Trees	744,100.00	ISSUED AND OUTSTANDING		FORECLOSURE	
Land Reclamation & Conservation	899,418.00	School 9,440,000.00		Balance January 1, 1990	293,250.00
Other Recreational Services	53,367.50	Self-Liquidating 870,000.00		Transfers From Taxes or Liens	
EDUCATION (excluding schools)		Other 20,538,324.49		Sale for Cash (1990)	
Libraries	1,074,753.63	Total 30,848,324.49		Cancelled, Abated or Adjusted (1990)	
Other Educational Services		EQUALIZED VALUATION BASIS		Balance December 31, 1990	293,250.00
STATUTORY EXPENDITURES		FOR NET DEBT COMPUTATION 3,129,188.439		CURRENT FINANCES DECEMBER 31, 1990	
Pensions & F. I. C. A.	819,332.00	REAL PROPERTY VALUATIONS		ASSETS	
Employee Fringe Benefits	496,253.00			Cash Dec. 31, 1990	12,520,929.64
Other Statutory Expenditures				Taxes Receivable	1,828,005.80
CETA And Other Public Employment Programs				Tax Title Liens	586,580.72
MUNICIPAL FUNCTIONS TOTAL 14,175,967.18				Foreclosed Property	293,250.00
CAPITAL IMPROVEMENTS *MEMO* 483,347.50				Emergencies & Other Deferred Charges	102,452.61
DEBT SERVICE				State and Federal Aid Receivable	210,134.99
Principal Payments	535,833.61			Other Receivables	2,291,956.95
Interest Payments	783,746.34			Total	17,833,310.71
DEFERRED CHARGES	384,006.80			LIABILITIES, RESERVES, AND SURPLUS	
SCHOOL COUNTY, SPECIAL DISTRICT TAXES	54,041,058.94			Cash Liabilities	6,269,887.65
RESERVE FOR UNCOLLECTED TAXES	1,756,284.71			Reserves for Receivables	5,071,504.74
EXPENDITURES TOTAL 71,676,398.08				Surplus Dec. 31, 1990	6,491,918.32
				Total	17,833,310.71



1324  
Population 1980 369  
Population 1990 380  
S & P Rating  
Moody Rating

General Tax Rate Per \$100. 2.69  
State Equalized Tax Rate 2.18

LOCH ARBOUR VILLAGE - MONMOUTH CO.  
Form of Government  
Village Board of Trustees  
Number of Members - 5

PER CAPITA:  
Gross Debt 485.02  
Net Debt 243.99  
Debt Service 23.23  
Total Tax Levy 2,230.67  
Municipal Expenditures 1,198.75  
PER CENT:  
Gross Debt .50  
Net Debt .25  
Tax Levy Collected 97.85  
Tax Levy Cancelled, Abated or Adjusted

EXPENDITURES		REVENUES-REALIZED		1990 PROPERTY TAX	
GENERAL GOVERNMENT				STATE EQUALIZED TAX RATE	
Governing Body & Public Boards	500.00	1990 Property Taxes Collected	829,525.06	Local District School Taxes	
Municipal Clerk		1990 Payments in Lieu of Taxes		Regional & Consolidated School Tax	1.10
Financial Administration	13,816.00	Delinquent Tax & Lien Collections	11,588.24	School Taxes in Municipal Budget	
Assessment of Taxes	1,300.00	Business Personalty Replacement Taxes	4,101.40	County Taxes	.40 *
Collection of Taxes	5,133.00	Taxes from Public Utilities	23,191.00	County Library Taxes	.01
Planning, Housing & Development	1,450.00	Other Miscellaneous Tax Revenues		Local Municipal Purpase Taxes	.67
Human Resources		State Aid Revenues	942.16	Veteran & Senior Citizen Taxes	
Elections		Federal Aid Revenues		Total Taxes for Rate Computation	2.18
General Administration (other)	72,236.00	State and Local Fiscal Assistance Act Utilized		Special District Taxes	
JUDICIARY		Sale of Acquired Property		Bank Corp. Taxes	
Municipal Courts	7,450.00	Other Miscellaneous Revenues	114,638.25	Added and Omitted Taxes	564.48
PUBLIC SAFETY		Total	983,986.11	Total Taxes Levied - ABSTRACT	847,653.63
Fire Protection	10,605.30	Prior Years Surplus Appropriated	91,858.00	Total Taxes Billed	847,761.03
Police Protection	131,500.00	REVENUES TOTAL	1,075,844.11	1990 TAXES COLLECTED	829,525.06
Civil Defense & Disaster Control	250.00	Reserve For Uncollected Taxes	38,034.62	1990 Taxes Cancelled, Abated or Adjusted	
Environmental Inspection & Control				Transfer to Tax Title Liens or Foreclosed	
Other Public Safety		CAPITAL OUTLAY TOTAL		Balance Outstanding Dec. 31, 1990	18,235.97
PUBLIC WORKS				PRIOR YEARS TAXES OUTSTANDING	
Streets and Drainage	8,900.00	Public Enterprises		Balance January 1, 1990	13,404.35
Sewers and Sewage Processing	31,074.00	Recreation-Culture		Collected in 1990	11,588.24
Garbage and Trash Disposal	57,057.00	Public Works		Cancelled, Abated or Adjusted 1990	
Public Buildings and Grounds	4,100.00	Buildings and Grounds		Transfers to Tax Title Liens or Foreclosed	
Other Public Works		Library and Education		Balance December 31, 1990	1,816.11
HEALTH and WELFARE		Conservation		TAX TITLE LIENS OUTSTANDING	
Health Services Except Environmental	1,125.00	All Other		Balance January 1, 1990	
Welfare-Public Assistance	125.00			Transfer From Taxes	
Hospital, Clinics, First Aid		CAPITAL DEBT AUTHORIZED, DECEMBER 31, 1990		Redeemed in 1990	
Animal, Insect, & Rodent Control	100.00	ISSUED AND UNISSUED		Cancelled, Abated or Adjusted (1990)	
Other Welfare Services		School	91,591	Transfers to Foreclosed Property	
RECREATION and CONSERVATION		Self-Liquidating		Balance December 31, 1990	
Beaches and Boardwalks		Other	92,716	PROPERTY ACQUIRED BY DEED OR	
Parks, Playgrounds, Shade Trees		Total	134,307	FORECLOSURE	
Land Reclamation & Conservation	6,800.00	ISSUED AND OUTSTANDING		Balance January 1, 1990	
Other Recreational Services	37,155.00	School	91,591.94	Transfers From Taxes or Liens	
EDUCATION (excluding schools)		Self-Liquidating		Sale for Cash (1990)	
Libraries		Other	45,216.26	Cancelled, Abated or Adjusted (1990)	
Other Educational Services		Total	136,803.20	Balance December 31, 1990	
STATUTORY EXPENDITURES		EQUALIZED VALUATION BASIS		CURRENT FINANCES DECEMBER 31, 1990	
Pensions & F. I. C. A.	9,552.00	FOR NET DEBT COMPUTATION	36,759,853	ASSETS	
Employee Fringe Benefits	4,600.00	REAL PROPERTY VALUATIONS		Cash Dec. 31, 1990	180,895.16
Other Statutory Expenditures		Code Class # of Parcels % VAL'N		Taxes Receivable	20,052.08
CETA And Other Public Employment Programs		1 Vacant Land 4 1.55	488,700.00	Tax Title Liens	
MUNICIPAL FUNCTIONS TOTAL	404,878.30	2 Residential 136 91.93	28,905,300.00	Foreclosed Property	
CAPITAL IMPROVEMENTS *MEMO*	2,000.00	3 Farm		Emergencies & Other Deferred Charges	1,060.00
DEBT SERVICE		4a Commercial 7 5.99	1,883,500.00	State and Federal Aid Receivable	43,000.00
Principal Payments	7,860.00	4b Industrial		Other Receivables	37,356.26
Interest Payments	966.78	4c Apartments 1 .52	165,000.00	Total	282,363.50
DEFERRED CHARGES	3,733.88	Total 148	31,442,500.00	LIABILITIES, RESERVES, AND SURPLUS	
SCHOOL, COUNTY, SPECIAL DISTRICT TAXES	587,257.15	Land Area .10 Sq. Miles	31,517,728	Cash Liabilities	99,885.53
RESERVE FOR UNCOLLECTED TAXES	38,084.62	Net Valuation Taxable-Municipal	37,802,626	Reserves for Receivables	20,052.08
EXPENDITURES TOTAL	1,042,780.73	Net Valuation Taxable-County	38,835,706	Surplus Dec. 31, 1990	162,425.89
		State Equalization Ratio	81.12	Total	282,363.50

0231

Population 1980 23,956  
 Population 1990 22,355  
 S & P Rating A  
 Moody Rating A

General Tax Rate Per \$100. 2.59  
 State Equalized Tax Rate 2.00

**LODI BOROUGH - BERGEN COUNTY**  
**Form of Government**  
**Mayor-Council Plan B (OMCL 50)**  
**Number of Members - 7**

PER CAPITA:  
 Gross Debt 497.25  
 Net Debt 378.98  
 Debt Service 62.62  
 Total Tax Levy 1,160.62  
 Municipal Expenditures 621.05

PER CENT:  
 Gross Debt .91  
 Net Debt .69  
 Tax Levy Collected 95.11  
 Tax Levy Cancelled, Abated or Adjusted .32

EXPENDITURES		REVENUES-REALIZED		1990 PROPERTY TAX	
<b>GENERAL GOVERNMENT</b>				<b>STATE EQUALIZED TAX RATE</b>	
Governing Body & Public Boords	32,550.00	1990 Property Taxes Collected	24,720,442.08	Local District School Taxes	1.03 13,329,484.00
Municipal Clerk	129,933.00	1990 Payments in Lieu of Taxes		Regional & Consolidated School Tax	
Financial Administration	222,047.98	Delinquent Tax & Lien Collections	662,546.79	School Taxes in Municipal Budget	
Assessment of Taxes	55,260.00	Business Personalty Replacement Taxes	363,124.72	County Taxes	.23 2,939,172.33
Collection of Taxes	48,220.00	Taxes from Public Utilities	932,777.00	County Library Taxes	
Planning, Housing & Development	29,171.00	Other Miscellaneous Tax Revenues		Local Municipal Purpose Taxes	.74 9,646,343.67
Human Resources	102,452.18	State Aid Revenues	331,258.74	Veteran & Senior Citizen Taxes	330,000.00
Elections	23,010.00	Federal Aid Revenues		Total Taxes for Rate Computation	2.00 26,245,000.00
General Administration (other)	1,101,269.66	State and Local Fiscal Assistance Act Utilized		Special District Taxes	
<b>JUDICIARY</b>		Sole of Acquired Property		Bank Corp. Taxes	
Municipal Courts	123,025.00	Other Miscellaneous Revenues	1,494,369.54	Added and Omitted Taxes	30,763.25
<b>PUBLIC SAFETY</b>		Total	28,454,518.87	Total Taxes Levied - ABSTRACT	25,945,763.25
Fire Protection	120,677.00	Prior Years Surplus Appropriated	134,650.10	Total Taxes Billed	25,990,101.75
Police Protection	2,255,418.58	REVENUES TOTAL	28,589,168.97	1990 TAXES COLLECTED	24,720,442.08
Civil Defense & Disaster Control	109,919.62	Reserve For Uncollected Taxes	1,119,775.44	1990 Taxes Cancelled, Abated or Adjusted	83,208.33
Environmental Inspection & Control	187,343.73	CAPITAL OUTLAY TOTAL	1,569,029.98	Transfer to Tax Title Liens or Foreclosed	27,455.41
Other Public Safety				Balance Outstanding Dec. 31, 1990	1,158,995.93
<b>PUBLIC WORKS</b>				<b>PRIOR YEARS TAXES OUTSTANDING</b>	
Streets and Drainage	119,350.00	Public Enterprises		Balance January 1, 1990	706,659.14
Sewers and Sewage Processing	730,378.57	Recreation-Culture		Collected in 1990	662,546.79
Gorbage and Trash Disposal	1,760,202.00	Public Works	341,111.76	Cancelled, Abated or Adjusted 1990	25,705.22
Public Buildings and Grounds	15,880.20	Buildings and Grounds	1,227,918.22	Transfers to Tax Title Liens or Foreclosed	15,194.75
Other Public Works	879,888.77	Library and Education		Balance December 31, 1990	3,212.38
<b>HEALTH and WELFARE</b>		Conservation		<b>TAX TITLE LIENS OUTSTANDING</b>	
Health Services Except Environmental	113,730.80	All Other		Balance January 1, 1990	64,187.86
Welfare-Public Assistance	113,868.00			Transfer From Taxes	46,442.81
Hospital, Clinics, First Aid				Redeemed in 1990	
Animal, Insect, & Rodent Control				Cancelled, Abated or Adjusted (1990)	
Other Welfare Services				Transfers to Foreclosed Property	
<b>RECREATION and CONSERVATION</b>				Balance December 31, 1990	110,630.67
Beaches and Boardwalks				<b>PROPERTY ACQUIRED BY DEED OR FORECLOSURE</b>	
Parks, Playgrounds, Shade Trees	11,500.00			Balance January 1, 1990	18,247.50
Land Reclamation & Conservation	202,931.00			Transfers From Taxes or Liens	
Other Recreational Services	209,539.00			Sale for Cash (1990)	
<b>EDUCATION (excluding schools)</b>				Cancelled, Abated or Adjusted (1990)	
Libraries	423,000.00			Balance December 31, 1990	18,247.50
Other Educational Services				<b>CURRENT FINANCES DECEMBER 31, 1990</b>	
<b>STATUTORY EXPENDITURES</b>				<b>ASSETS</b>	
Pensions & F. I. C. A.	640,298.18			Cash Dec. 31, 1990	
Employee Fringe Benefits	970,000.00			Taxes Receivable	1,162,208.31
Other Statutory Expenditures	23,000.00			Tax Title Liens	110,630.67
<b>CETA And Other Public Employment Programs</b>				Foreclosed Property	18,247.50
<b>MUNICIPAL FUNCTIONS</b>				Emergencies & Other Deferred Charges	2,800,797.57
<b>CAPITAL IMPROVEMENTS</b>				State and Federal Aid Receivable	67,171.98
<b>DEBT SERVICE</b>				Other Receivables	1,153,284.81
Principal Payments	715,000.00			Total	5,312,340.84
Interest Payments	684,887.64			<b>LIABILITIES, RESERVES, AND SURPLUS</b>	
<b>DEFERRED CHARGES</b>				Cash Liabilities	2,610,415.39
SCHOOL, COUNTY, SPECIAL DISTRICT TAXES	604,994.53			Reserves for Receivables	2,511,151.61
<b>SCHOOL, COUNTY, SPECIAL DISTRICT TAXES</b>				Surplus Dec. 31, 1990	190,773.84
<b>RESERVE FOR UNCOLLECTED TAXES</b>				Total	5,312,340.84
<b>EXPENDITURES</b>					
TOTAL	30,152,188.26				



0809

Population 1980 **3,078**  
 Population 1990 **5,147**  
 S & P Rating  
 Moody Rating

General Tax Rate Per \$100. **1.99**  
 State Equalized Tax Rate **1.80**

**LOGAN TWP. - GLOUCESTER CO.**  
**Form of Government**  
**Small Municipality Plan C (OMCL 50)**  
**Number of Members - 5**

PER CAPITA:  
 Gross Debt **222.75**  
 Net Debt **222.75**  
 Debt Service **48.23**  
 Total Tax Levy **1,264.79**  
 Municipal Expenditures **705.92**

PER CENT:  
 Gross Debt **.41**  
 Net Debt **.41**  
 Tax Levy Collected **95.33**  
 Tax Levy Cancelled, Abated or Adjusted **.51**

EXPENDITURES		REVENUES-REALIZED		1990 PROPERTY TAX	
<b>GENERAL GOVERNMENT</b>				<b>STATE EQUALIZED TAX RATE</b>	
Governing Body & Public Boards	15,600.00	1990 Property Taxes Collected	6,208,553.03	Local District School Taxes	1.84 3,656,609.00
Municipal Clerk	9,150.00	1990 Payments in Lieu of Taxes		Regional & Consolidated School Tax	
Financial Administration	63,965.00	Delinquent Tax & Lien Collections	309,923.85	School Taxes in Municipal Budget	
Assessment of Taxes	40,600.00	Business Personalty Replacement Taxes	66,547.52	County Taxes	.58 2,023,203.83
Collection of Taxes	23,000.00	Taxes from Public Utilities	469,259.00	County Library Taxes	.02 78,346.99
Planning, Housing & Development	43,396.00	Other Miscellaneous Tax Revenues		Local Municipal Purpose Taxes	.16 555,000.00
Human Resources	52,291.71	State Aid Revenues	42,598.18	Veteran & Senior Citizen Taxes	
Elections	2,000.00	Federal Aid Revenues		Total Taxes for Rate Computation	1.80 6,352,009.82
General Administration (other)	412,780.00	State and Local Fiscal Assistance Act Utilized		Special District Taxes	
<b>JUDICIARY</b>		Sale of Acquired Property		Bank Corp. Taxes	
Municipal Courts	75,196.73	Other Miscellaneous Revenues	1,996,525.82	Added and Omitted Taxes	186,706.44
<b>PUBLIC SAFETY</b>		Total	9,093,407.40	Total Taxes Levied - ABSTRACT	6,509,366.26
Fire Protection	119,510.10	Prior Years Surplus Appropriated	895,000.00	Total Taxes Billed	6,512,785.14
Police Protection	536,447.00	<b>REVENUES TOTAL</b>	9,988,407.40	<b>1990 TAXES COLLECTED</b>	6,208,553.03
Civil Defense & Disaster Control	5,575.00	Reserve For Uncollected Taxes	650,000.00	1990 Taxes Cancelled, Abated or Adjusted	33,330.72
Environmental Inspection & Control	294,600.00	<b>CAPITAL OUTLAY TOTAL</b>	160,166.79	Transfer to Tax Title Liens or Foreclosed	43,201.41
Other Public Safety				Balance Outstanding Dec. 31, 1990	227,699.98
<b>PUBLIC WORKS</b>				<b>PRIOR YEARS TAXES OUTSTANDING</b>	
Streets and Drainage	116,000.00	Public Enterprises		Balance January 1, 1990	358,983.03
Sewers and Sewage Processing		Recreation-Culture		Collected in 1990	307,458.02
Garbage and Trash Disposal	355,000.00	Public Works	47,666.69	Cancelled, Abated or Adjusted 1990	17,264.45
Public Buildings and Grounds	159,242.96	Buildings and Grounds	112,500.10	Transfers to Tax Title Liens or Foreclosed	27,573.96
Other Public Works		Library and Education		Balance December 31, 1990	6,686.65
<b>HEALTH and WELFARE</b>		Conservation		<b>TAX TITLE LIENS OUTSTANDING</b>	
Health Services Except Environmental	1,700.00	All Other		Balance January 1, 1990	138,311.21
Welfare-Public Assistance	15,335.00	<b>CAPITAL DEBT AUTHORIZED, DECEMBER 31, 1990</b>		Transfer From Taxes	76,530.10
Hospital, Clinics, First Aid		<b>ISSUED AND UNISSUED</b>		Redeemed in 1990	2,465.83
Animal, Insect, & Rodent Control	5,000.00	School		Cancelled, Abated or Adjusted (1990)	
Other Welfare Services		Self-Liquidating		Transfers to Foreclosed Property	
<b>RECREATION and CONSERVATION</b>		Other	1,146,500	Balance December 31, 1990	212,375.46
Beaches and Boardwalks		Total	1,146,500	<b>PROPERTY ACQUIRED BY DEED OR FORECLOSURE</b>	
Parks, Playgrounds, Shade Trees	22,300.00	<b>ISSUED AND OUTSTANDING</b>		Balance January 1, 1990	6,755.00
Land Reclamation & Conservation	11,804.99	School		Transfers From Taxes or Liens	
Other Recreational Services	2,500.00	Self-Liquidating		Sale for Cash (1990)	
<b>EDUCATION (excluding schools)</b>		Other	150,000.00	Cancelled, Abated or Adjusted (1990)	
Libraries		Total	150,000.00	Balance December 31, 1990	6,755.00
Other Educational Services		<b>EQUALIZED VALUATION BASIS</b>		<b>CURRENT FINANCES DECEMBER 31, 1990</b>	
<b>STATUTORY EXPENDITURES</b>		<b>FOR NET DEBT COMPUTATION</b>	277,833,344	<b>ASSETS</b>	
Pensions & F. I. C. A.	131,050.00	<b>REAL PROPERTY VALUATIONS</b>		Cash Dec. 31, 1990	3,541,093.34
Employee Fringe Benefits	101,000.00	Code Class # of Parcels % VAL'N		Taxes Receivable	234,390.63
Other Statutory Expenditures	5,130.90	1 Vacant Land 589 6.48		Tax Title Liens	212,375.48
<b>CETA And Other Public Employment Programs</b>		2 Residential 1577 41.33		Foreclosed Property	6,755.00
<b>MUNICIPAL FUNCTIONS TOTAL</b>	2,645,675.39	3 Farm 264 2.88		Emergencies & Other Deferred Charges	83,000.00
<b>CAPITAL IMPROVEMENTS *MEMO*</b>	150,000.00	4a Commercial 100 41.52		State and Federal Aid Receivable	30,313.42
<b>DEBT SERVICE</b>		4b Industrial 6 7.79		Other Receivables	32,019.22
Principal Payments	225,000.00	4c Apartments		Total	4,146,543.09
Interest Payments	23,250.00	Total	2536	<b>LIABILITIES, RESERVES, AND SURPLUS</b>	
<b>DEFERRED CHARGES</b>	89,424.15	Land Area 23.42 Sq. Miles		Cash Liabilities	1,948,721.06
<b>SCHOOL, COUNTY, SPECIAL DISTRICT TAXES</b>	5,768,159.82	Net Valuation Taxable-Municipal	317,893,302	Reserves for Receivables	485,336.33
<b>RESERVE FOR UNCOLLECTED TAXES</b>	650,000.00	Net Valuation Taxable-County	293,168,349	Surplus Dec. 31, 1990	1,712,285.70
<b>EXPENDITURES TOTAL</b>	9,401,509.36	State Equalized Valuation	351,041,316	Total	4,146,543.09
		State Equalization Ratio	90.51		



1517

Population 1980 3,488

Population 1990 3,407

S &amp; P Rating AAA

Moody Rating AAA

General Tax Rate Per \$100.

State Equalized Tax Rate

.95

.93

LONG BEACH TWP. - OCEAN CO.  
Form of Government  
Commission (1911)  
Number of Members - 3

PER CAPITA:

Gross Debt 4,961.04

Net Debt 2,256.76

Debt Service 103.62

Total Tax Levy 6,560.80

Municipal Expenditures 2,601.99

PER CENT:

Gross Debt .73

Net Debt .33

Tax Levy Collected 96.07

Tax Levy Cancelled, Abated

or Adjusted .83

EXPENDITURES		REVENUES-REALIZED		1990 PROPERTY TAX	
GENERAL GOVERNMENT		STATE EQUALIZED TAX RATE		Local District School Taxes	
Governing Body & Public Boards		1990 Property Taxes Collected		Regional & Consolidated School Tax	.28
Municipal Clerk	126,750.00	1990 Payments in Lieu of Taxes		School Taxes in Municipal Budget	
Financial Administration	30,175.99	Delinquent Tax & Lien Collections		County Taxes	.38
Assessment of Taxes	114,158.94	Business Personalty Replacement Taxes		County Library Taxes	.03
Collection of Taxes	129,104.78	Taxes from Public Utilities		Local Municipal Purpose Taxes	.25
Planning, Housing & Development	83,100.00	Other Miscellaneous Tax Revenues		Veteran & Senior Citizen Taxes	
Human Resources	88,658.72	State Aid Revenues		Total Taxes for Rate Computation	.94
Elections	2,000.00	Federal Aid Revenues		Special District Taxes	
General Administration (other)	385,902.61	State and Local Fiscal Assistance Act Utilized		Bank Corp. Taxes	
JUDICIARY		Sale of Acquired Property		Added and Omitted Taxes	
Municipal Courts	66,765.94	Other Miscellaneous Revenues		Total Taxes Levied - ABSTRACT	74,210.46
PUBLIC SAFETY		Total		Total Taxes Billed	22,352,647.87
Fire Protection	125,000.00	Prior Years Surplus Appropriated		1990 TAXES COLLECTED	21,474,176.05
Police Protection	1,842,116.27	REVENUES TOTAL		1990 Taxes Cancelled, Abated or Adjusted	186,615.69
Civil Defense & Disaster Control	2,800.00	Reserve For Uncollected Taxes		Transfer to Tax Title Liens or Foreclosed	
Environmental Inspection & Control	57,106.26	CAPITAL OUTLAY TOTAL		Balance Outstanding Dec. 31, 1990	691,856.13
Other Public Safety		Public Enterprises		PRIOR YEARS TAXES OUTSTANDING	
PUBLIC WORKS		Recreation-Culture		Balance January 1, 1990	583,976.11
Streets and Drainage	710,730.68	Public Works		Collected in 1990	578,656.13
Sewers and Sewage Processing		Buildings and Grounds		Cancelled, Abated or Adjusted 1990	
Garbage and Trash Disposal	1,563,205.40	Library and Education		Transfers to Tax Title Liens or Foreclosed	
Public Buildings and Grounds	167,039.33	Conservation		Balance December 31, 1990	5,319.98
Other Public Works		All Other		TAX TITLE LIENS OUTSTANDING	
HEALTH and WELFARE		CAPITAL DEBT AUTHORIZED, DECEMBER 31, 1990		Balance January 1, 1990	15,777.65
Health Services Except Environmental	261,000.00	ISSUED AND UNISSUED		Transfer From Taxes	
Welfare-Public Assistance	6,370.00	GROSS DEBT		Redeemed in 1990	
Hospital, Clinics, First Aid	5,000.00	NET DEBT		Cancelled, Abated or Adjusted (1990)	
Animal, Insect, & Rodent Control	15,000.00	School		Transfers to Foreclosed Property	
Other Welfare Services		Self-Liquidating		Balance December 31, 1990	15,777.65
RECREATION and CONSERVATION		Other		PROPERTY ACQUIRED BY DEED OR FORECLOSURE	
Beaches and Boardwalks	542,756.17	Total		Balance January 1, 1990	5,400.00
Parks, Playgrounds, Shode Trees		ISSUED AND OUTSTANDING		Transfers From Taxes or Liens	
Land Reclamation & Conservation	69,000.00	School		Sale for Cash (1990)	
Other Recreational Services	37,600.00	Self-Liquidating		Cancelled, Abated or Adjusted (1990)	
EDUCATION (excluding schools)		Other		Balance December 31, 1990	5,400.00
Libraries		Total		CURRENT FINANCES DECEMBER 31, 1990	
Other Educational Services	410.00	EQUALIZED VALUATION BASIS		ASSETS	
STATUTORY EXPENDITURES		FOR NET DEBT COMPUTATION		Cash Dec. 31, 1990	5,998,809.14
Pensions & F. I. C. A.	541,706.89	REAL PROPERTY VALUATIONS		Taxes Receivable	697,176.11
Employee Fringe Benefits	446,121.07	Code Class # of Parcels % VAL'N		Tax Title Liens	15,777.65
Other Statutory Expenditures	31,000.00	ASSESSED VALUATION		Foreclosed Property	5,400.00
CETA And Other Public Employment Programs		1 Vacant Land 1139 6.16		Emergencies & Other Deferred Charges	38,000.00
MUNICIPAL FUNCTIONS TOTAL	7,457,639.05	2 Residential 7182 90.19		State and Federal Aid Receivable	
CAPITAL IMPROVEMENTS	* MEMO *	3 Farm		Other Receivables	
DEBT SERVICE		4a Commercial 193 3.41		Total	6,828,489.40
Principal Payments	135,000.00	4b Industrial		LIABILITIES, RESERVES, AND SURPLUS	
Interest Payments	213,025.00	4c Apartments 19 .24		Cash Liabilities	4,799,748.77
DEFERRED CHARGES	160,000.00	Total 8533		Reserves for Receivables	781,680.26
SCHOOL, COUNTY, SPECIAL DISTRICT TAXES	16,302,137.41	Land Area 4.30 Sq. Miles		Surplus Dec. 31, 1990	1,247,060.37
RESERVE FOR UNCOLLECTED TAXES	874,300.00	Net Valuation Taxable-Municipal		Total	6,828,489.40
EXPENDITURES TOTAL	25,227,101.46	Net Valuation Taxable-County			
		State Equalized Valuation			
		State Equalization Ratio			

Population 1980 29,819  
 Population 1990 28,658  
 S & P Rating A+  
 Moody Rating A

General Tax Rate Per \$100. 2.24  
 State Equalized Tax Rate 2.37

LONG BRANCH CITY - MONMOUTH CO.  
 Form of Government  
 Mayor-Council Plan A (OMCL 50)  
 Number of Members - 5

PER CAPITA: Gross Debt 454.54 Gross Debt .90  
 Net Debt 418.42 Net Debt .83  
 Debt Service 67.60 Tax Levy Collected 93.49  
 Total Tax Levy 1,266.08 Tax Levy Cancelled, Abated  
 Municipal Expenditures 671.07 or Adjusted .10

EXPENDITURES		REVENUES-REALIZED		1990 PROPERTY TAX	
<b>GENERAL GOVERNMENT</b>				<b>STATE EQUALIZED TAX RATE</b>	
Governing Body & Public Boards	44,297.50	1990 Property Taxes Collected	33,920,776.24	Local District School Taxes	1.22 18,566,401.50
Municipal Clerk	121,473.00	1990 Payments in Lieu of Taxes	68,506.00	Regional & Consolidated School Tax	
Financial Administration	150,179.00	Delinquent Tax & Lien Collections	1,669,390.30	School Taxes in Municipal Budget	.01 118,000.00
Assessment of Taxes	119,703.00	Business Personalty Replacement Taxes	245,225.72	County Taxes	.40 * 6,668,923.76
Collection of Taxes	113,938.00	Taxes from Public Utilities	1,765,599.00	County Library Taxes	
Planning, Housing & Development	213,890.00	Other Miscellaneous Tax Revenues	1,733,326.41	Local Municipal Purpose Taxes	.75 11,437,975.27
Human Resources	1,326,203.03	State Aid Revenues	76,500.00	Veteran & Senior Citizen Taxes	156,000.00
Elections		Federal Aid Revenues		Total Taxes for Rate Computation	2.38 36,347,300.53
General Administration (other)	1,403,770.00	State and Local Fiscal Assistance Act Utilized		Special District Taxes	
<b>JUDICIARY</b>		State and Local Fiscal Assistance Act Utilized		Bank Corp. Taxes	
Municipal Courts	243,753.00	Sale of Acquired Property		Added and Omitted Taxes	92,159.97
<b>PUBLIC SAFETY</b>		Other Miscellaneous Revenues	2,060,344.49	Total Taxes Levied - ABSTRACT	36,283,460.50
Fire Protection	1,366,416.50	Total	41,545,167.16	Total Taxes Billed	33,920,776.24
Police Protection	2,950,646.84	Prior Years Surplus Appropriated	223,939.22	1990 TAXES COLLECTED	33,920,776.24
Civil Defense & Disaster Control	2,565.00	REVENUES TOTAL	41,769,106.38	1990 Taxes Cancelled, Abated or Adjusted	36,325.87
Environmental Inspection & Control	149,382.00	Reserve For Uncollected Taxes	1,983,839.35	Transfer to Tax Title Liens or Foreclosed	70,941.80
Other Public Safety		CAPITAL OUTLAY TOTAL	1,026,899.71	Balance Outstanding Dec. 31, 1990	2,258,721.71
<b>PUBLIC WORKS</b>				PRIOR YEARS TAXES OUTSTANDING	
Streets and Drainage	624,076.00	Public Enterprises		Balance January 1, 1990	1,752,121.35
Sewers and Sewage Processing	714,300.57	Recreation—Culture	1,015.34	Collected in 1990	1,645,138.94
Garbage and Trash Disposal		Public Works	200,940.47	Cancelled, Abated or Adjusted 1990	42,977.70
Public Buildings and Grounds	377,758.00	Buildings and Grounds	824,943.90	Transfers to Tax Title Liens or Foreclosed	121,849.69
Other Public Works		Library and Education		Balance December 31, 1990	-57,344.49
<b>HEALTH and WELFARE</b>		Conservation		TAX TITLE LIENS OUTSTANDING	
Health Services Except Environmental	180,246.00	All Other		Balance January 1, 1990	51,684.90
Welfare-Public Assistance	85,514.00	CAPITAL DEBT AUTHORIZED, DECEMBER 31, 1990		Transfer From Taxes	192,791.49
Hospital, Clinics, First Aid		ISSUED AND UNISSUED GROSS DEBT NET DEBT		Redeemed in 1990	21,238.40
Animal, Insect, & Rodent Control		School 1,035,000		Cancelled, Abated or Adjusted (1990)	
Other Welfare Services		Self-Liquidating		Transfers to Foreclosed Property	
<b>RECREATION and CONSERVATION</b>		Other 11,991,096	11,991,096	Balance December 31, 1990	223,237.99
Beaches and Boardwalks	145,671.00	Total 13,026,096	11,991,096	PROPERTY ACQUIRED BY DEED OR	
Parks, Playgrounds, Shade Trees	111,823.00	ISSUED AND OUTSTANDING		FORECLOSURE	
Land Reclamation & Conservation	1,344,240.40	School 1,035,000.00		Balance January 1, 1990	2,472,200.00
Other Recreational Services	82,371.00	Self-Liquidating		Transfers From Taxes or Liens	
<b>EDUCATION (excluding schools)</b>		Other 11,193,800.00	11,193,800.00	Sale for Cash (1990)	
Libraries	413,831.00	Total 12,228,800.00	12,228,800.00	Cancelled, Abated or Adjusted (1990)	
Other Educational Services		EQUALIZED VALUATION BASIS		Balance December 31, 1990	2,472,200.00
<b>STATUTORY EXPENDITURES</b>		FOR NET DEBT COMPUTATION	1,446,098,166	CURRENT FINANCES DECEMBER 31, 1990	
Pensions & F. L. C. A.	1,176,132.35	REAL PROPERTY VALUATIONS		ASSETS	
Employee Fringe Benefits	1,561,195.12	Code Class # of Parcels % VAL'N ASSESSED VALUATION		Cash Dec. 31, 1990	5,933,005.60
Other Statutory Expenditures	8,000.00	1 Vacant Land 556 2.71 43,435,050.00		Taxes Receivable	2,200,877.23
CETA And Other Public Employment Programs		2 Residential 7415 76.09 1,219,213,450.00		Tax Title Liens	223,237.99
<b>MUNICIPAL FUNCTIONS TOTAL</b>		3 Farm 4 .14 2,304,000.00		Foreclosed Property	2,472,200.00
CAPITAL IMPROVEMENTS *MEMO*	15,037,435.31	4a Commercial 543 11.63 186,394,300.00		Emergencies & Other Deferred Charges	1,154,630.81
<b>DEBT SERVICE</b>		4b Industrial 11 .61 9,741,500.00		State and Federal Aid Receivable	318,991.14
Principal Payments	1,151,353.00	4c Apartments 171 8.82 141,338,700.00		Other Receivables	97,420.97
Interest Payments	785,997.37	Total 8700 1,602,427,000.00		Total	12,400,363.74
<b>TYPE I SCHL DEBT *MEMO</b>		Land Area 5.10 Sq. Miles		LIABILITIES, RESERVES, AND SURPLUS	
DEFERRED CHARGES	272,871.91	Net Valuation Taxable-Municipal	1,612,951,432	Cash Liabilities	6,756,903.15
SCHOOL, COUNTY, SPECIAL DISTRICT TAXES	24,753,325.26	Net Valuation Taxable-County	1,502,940,675	Reserves for Receivables	4,993,736.19
RESERVE FOR UNCOLLECTED TAXES	1,983,839.35	State Equalized Valuation	1,526,188,372	Surplus Dec. 31, 1990	649,724.40
EXPENDITURES TOTAL	43,984,822.20	State Equalization Ratio	105.73	Total	12,400,363.74



0115

Population 1980 1,249  
 Population 1990 1,224  
 S & P Rating BBB+  
 Moody Rating AAA

General Tax Rate Per \$100. 1.75  
 State Equalized Tax Rate .96

**LONGPORT BORO. - ATLANTIC CO.**  
 Form of Government  
 Commission (1911)  
 Number of Members - 3

PER CAPITA:  
 Gross Debt 3,920.65  
 Net Debt 3,920.65  
 Debt Service 575.79  
 Total Tax Levy 4,069.53  
 Municipal Expenditures 2,427.88

PER CENT:  
 Gross Debt 1.05  
 Net Debt 1.05  
 Tax Levy Collected 93.29  
 Tax Levy Cancelled, Abated or Adjusted

EXPENDITURES		REVENUES-REALIZED		1990 PROPERTY TAX	
<b>GENERAL GOVERNMENT</b>				<b>STATE EQUALIZED TAX RATE</b>	
Governing Body & Public Boards				Local District School Taxes	474,645.00
Municipal Clerk	43,370.00	1990 Property Taxes Collected	4,647,112.16	Regional & Consolidated School Tax	
Financial Administration	65,341.00	1990 Payments in Lieu of Taxes		School Taxes in Municipal Budget	
Assessment of Taxes	11,133.00	Delinquent Tax & Lien Collections	238,754.19	County Taxes	* 2,326,607.87
Collection of Taxes	30,750.00	Business Personalty Replacement Taxes	6,337.00	County Library Taxes	159,901.05
Planning, Housing & Development	25,000.00	Taxes from Public Utilities	123,237.00	Local Municipal Purpose Taxes	1,997,358.30
Human Resources	43,028.00	Other Miscellaneous Tax Revenues		Veteran & Senior Citizen Taxes	21,650.00
Elections		State Aid Revenues	30,861.71	Total Taxes for Rate Computation	4,980,162.22
General Administration (other)	166,031.00	Federal Aid Revenues		Special District Taxes	
<b>JUDICIARY</b>		State and Local Fiscal Assistance Act Utilized		Bank Corp. Taxes	
Municipal Courts	46,446.51	Sale of Acquired Property		Added and Omitted Taxes	22,596.62
<b>PUBLIC SAFETY</b>		Other Miscellaneous Revenues	400,103.79	Total Taxes Levied - ABSTRACT	4,981,108.84
Fire Protection	26,898.00	Total	5,451,455.85	Total Taxes Billed	4,647,112.16
Police Protection	504,458.45	Prior Years Surplus Appropriated	275,000.00	<b>1990 TAXES COLLECTED</b>	
Civil Defense & Disaster Control	1,250.00	<b>REVENUES TOTAL</b>	5,726,455.85	1990 Taxes Cancelled, Abated or Adjusted	
Environmental Inspection & Control	33,710.00	Reserve For Uncollected Taxes	275,050.04	Transfer to Tax Title Liens or Foreclosed	
Other Public Safety		<b>CAPITAL OUTLAY TOTAL</b>	832,526.80	Balance Outstanding Dec. 31, 1990	
<b>PUBLIC WORKS</b>				<b>PRIOR YEARS TAXES OUTSTANDING</b>	
Streets and Drainage	180,800.00	Public Enterprises		Balance January 1, 1990	
Sewers and Sewage Processing		Recreation-Culture		Collected in 1990	
Garbage and Trash Disposal	168,500.00	Public Works	268,357.25	Cancelled, Abated or Adjusted 1990	
Public Buildings and Grounds	28,640.00	Buildings and Grounds	564,169.55	Transfers to Tax Title Liens or Foreclosed	
Other Public Works		Library and Education		Balance December 31, 1990	
<b>HEALTH and WELFARE</b>		Conservation		<b>TAX TITLE LIENS OUTSTANDING</b>	
Health Services Except Environmental	300.00	All Other		Balance January 1, 1990	
Welfare-Public Assistance	6,150.00	<b>CAPITAL DEBT AUTHORIZED, DECEMBER 31, 1990</b>		Transfer From Taxes	
Hospital, Clinics, First Aid		<b>ISSUED AND UNISSUED</b>	<b>GROSS DEBT</b>	Redeemed in 1990	
Animal, Insect, & Rodent Control	650.00	School		Cancelled, Abated or Adjusted (1990)	
Other Welfare Services		Self-Liquidating		Transfers to Foreclosed Property	
<b>RECREATION and CONSERVATION</b>		Other	4,798,871	Balance December 31, 1990	
Beaches and Boardwalks	95,252.00	Total	4,798,871	<b>PROPERTY ACQUIRED BY DEED OR FORECLOSURE</b>	
Parks, Playgrounds, Shade Trees	88,624.21			Balance January 1, 1990	
Land Reclamation & Conservation	434.05	<b>ISSUED AND OUTSTANDING</b>		Transfers From Taxes or Liens	
Other Recreational Services		School		Sale for Cash (1990)	
<b>EDUCATION (excluding schools)</b>		Self-Liquidating		Cancelled, Abated or Adjusted (1990)	
Libraries	5,000.00	Other		Balance December 31, 1990	
Other Educational Services		Total	4,779,250.00	<b>CURRENT FINANCES DECEMBER 31, 1990</b>	
<b>STATUTORY EXPENDITURES</b>		<b>EQUALIZED VALUATION BASIS</b>		<b>ASSETS</b>	
Pensions & F. I. C. A.	195,132.00	<b>FOR NET DEBT COMPUTATION</b>	456,771,162	Cash Dec. 31, 1990	
Employee Fringe Benefits	190,907.03	<b>REAL PROPERTY VALUATIONS</b>		Taxes Receivable	
Other Statutory Expenditures		Code Class # of Parcels % VAL'N	<b>ASSESSED VALUATION</b>	Tax Title Liens	
CETA And Other Public Employment Programs		1 Vacant Land 81 3.57	10,085,700.00	Foreclosed Property	
<b>MUNICIPAL FUNCTIONS TOTAL</b>	1,967,805.25	2 Residential 1498 94.01	265,810,700.00	Emergencies & Other Deferred Charges	
<b>CAPITAL IMPROVEMENTS *MEMO*</b>	15,610.00	3 Farm		State and Federal Aid Receivable	
<b>DEBT SERVICE</b>		4a Commercial 7 1.27	3,593,000.00	Other Receivables	
Principal Payments	398,000.00	4b Industrial		Total	
Interest Payments	306,771.75	4c Apartments 16 1.15	3,259,400.00	<b>LIABILITIES, RESERVES, AND SURPLUS</b>	
		Total 1602	282,748,800.00	Cash Liabilities	
<b>DEFERRED CHARGES</b>	24,103.19	Land Area .30 Sq. Miles		Reserves for Receivables	
SCHOOL, COUNTY, SPECIAL DISTRICT TAXES	2,961,153.92	Net Valuation Taxable-Municipal	282,934,350	Surplus Dec. 31, 1990	
RESERVE FOR UNCOLLECTED TAXES	275,050.04	Net Valuation Taxable-County	488,264,856	Total	
<b>EXPENDITURES TOTAL</b>	5,932,884.15	State Equalized Valuation	517,472,048		
		State Equalization Ratio	54.66		



2115  
Population 1980 4,998  
Population 1990 5,052  
S & P Rating  
Moody Rating

General Tax Rate Per \$100. 1.77  
State Equalized Tax Rate 1.91

LOPATCONG TOWNSHIP - WARREN CO.  
Form of Government  
Small Municipality Plan C (OMCL 50)  
Number of Members - 3

PER CAPITA:  
Gross Debt 63.86  
Net Debt 30.21  
Debt Service 9.97  
Total Tax Levy 1,089.85  
Municipal Expenditures 468.00  
PER CENT:  
Gross Debt .12  
Net Debt .06  
Tax Levy Collected 92.48  
Tax Levy Cancelled, Abated or Adjusted 1.75

EXPENDITURES		REVENUES-REALIZED		1990 PROPERTY TAX	
<b>GENERAL GOVERNMENT</b>				<b>STATE EQUALIZED TAX RATE</b>	
Governing Body & Public Boards		1990 Property Taxes Collected	5,106,798.74	Local District School Taxes	2,815,721.00
Municipal Clerk		1990 Payments in Lieu of Taxes		Regional & Consolidated School Tax	
Financial Administration	19,327.10	Delinquent Tax & Lien Collections	258,062.06	School Taxes in Municipal Budget	
Assessment of Taxes	19,791.99	Business Personalty Replacement Taxes	73,631.20	County Taxes	1,658,255.23
Collection of Taxes	22,231.99	Taxes from Public Utilities	567,309.38	County Library Taxes	82,467.62
Planning, Housing & Development	4,239.40	Other Miscellaneous Tax Revenues		Local Municipal Purpose Taxes	931,849.27
Human Resources	39,747.00	State Aid Revenues	20,939.53	Veteran & Senior Citizen Taxes	60,750.00
Elections	2,200.00	Federal Aid Revenues		Total Taxes for Rate Computation	5,549,043.12
General Administration (other)	299,759.34	State and Local Fiscal Assistance Act Utilized		Special District Taxes	
<b>JUDICIARY</b>		Sale of Acquired Property		Bank Corp. Taxes	
Municipal Courts	85,878.46	Other Miscellaneous Revenues	614,364.31	Added and Omitted Taxes	17,650.10
<b>PUBLIC SAFETY</b>		Total	5,641,105.22	Total Taxes Levied - ABSTRACT	5,505,943.22
Fire Protection	77,863.89	Prior Years Surplus Appropriated	450,000.00	Total Taxes Billed	5,522,147.14
Police Protection	594,016.73	REVENUES TOTAL	7,091,105.22	1990 TAXES COLLECTED	5,106,798.74
Civil Defense & Disaster Control	1,750.00	Reserve For Uncollected Taxes	402,547.94	1990 Taxes Cancelled, Abated or Adjusted	96,522.72
Environmental Inspection & Control	36,208.00	<b>CAPITAL OUTLAY</b>	42,124.91	Transfer to Tax Title Liens or Foreclosed	30,983.55
Other Public Safety	800.00	<b>TOTAL</b>		Balance Outstanding Dec. 31, 1990	287,842.13
<b>PUBLIC WORKS</b>				<b>PRIOR YEARS TAXES OUTSTANDING</b>	
Streets and Drainage	277,396.01	Public Enterprises		Balance January 1, 1990	293,500.63
Sewers and Sewage Processing	4,500.00	Recreation-Culture		Collected in 1990	230,738.86
Garbage and Trash Disposal	15,000.00	Public Works	11,712.30	Cancelled, Abated or Adjusted 1990	33,141.99
Public Buildings and Grounds	44,298.23	Buildings and Grounds	30,412.51	Transfers to Tax Title Liens or Foreclosed	27,283.69
Other Public Works		Library and Education		Balance December 31, 1990	2,336.10
<b>HEALTH AND WELFARE</b>		Conservation		<b>TAX TITLE LIENS OUTSTANDING</b>	
Health Services Except Environmental	500.00	All Other		Balance January 1, 1990	60,164.37
Welfare-Public Assistance	4,000.00	<b>CAPITAL DEBT AUTHORIZED, DECEMBER 31, 1990</b>		Transfer From Taxes	64,116.75
Hospital, Clinics, First Aid		<b>ISSUED AND UNISSUED</b>		Redeemed in 1990	27,323.20
Animal, Insect, & Rodent Control	3,000.00	<b>GROSS DEBT</b>		Cancelled, Abated or Adjusted (1990)	
Other Welfare Services		School	170,000	Transfers to Foreclosed Property	
<b>RECREATION and CONSERVATION</b>		Self-Liquidating		Balance December 31, 1990	96,957.92
Beaches and Boardwalks		Other	152,612	<b>PROPERTY ACQUIRED BY DEED OR</b>	
Parks, Playgrounds, Shade Trees	7,809.93	Total	322,612	<b>FORECLOSURE</b>	
Land Reclamation & Conservation	500.00	<b>ISSUED AND OUTSTANDING</b>		Balance January 1, 1990	2,105.00
Other Recreational Services	19,365.00	School	170,000.00	Transfers From Taxes or Liens	
<b>EDUCATION (excluding schools)</b>		Self-Liquidating		Sale for Cash (1990)	
Libraries		Other	45,000.00	Cancelled, Abated or Adjusted (1990)	
Other Educational Services		Total	215,000.00	Balance December 31, 1990	2,105.00
<b>STATUTORY EXPENDITURES</b>		<b>EQUALIZED VALUATION BASIS</b>		<b>CURRENT FINANCES DECEMBER 31, 1990</b>	
Pensions & F. I. C. A.	165,008.77	<b>FOR NET DEBT COMPUTATION</b>	263,131,307	<b>ASSETS</b>	
Employee Fringe Benefits	110,700.00	<b>REAL PROPERTY VALUATIONS</b>		Cash Dec. 31, 1990	2,482,870.15
Other Statutory Expenditures	700.00	<b>Code Class # of Parcels % VAL'N</b>		Taxes Receivable	290,178.23
<b>CETA And Other Public Employment Programs</b>		1 Vacant Land 309 6.49	20,106,650.00	Tax Title Liens	96,957.92
<b>MUNICIPAL FUNCTIONS</b>		2 Residential 1405 60.76	185,174,416.00	Foreclosed Property	2,105.00
<b>CAPITAL IMPROVEMENTS</b>	1,856,651.84	3 Farm 97 3.15	9,739,850.00	Emergencies & Other Deferred Charges	123,576.23
<b>DEBT SERVICE</b>		4a Commercial 103 19.57	60,620,000.00	State and Federal Aid Receivable	
Principal Payments	45,000.00	4b Industrial 12 5.14	15,925,500.00	Other Receivables	312,390.31
Interest Payments	5,355.00	4c Apartments 2 4.89	15,150,200.00	Total	3,308,077.84
<b>DEFERRED CHARGES</b>	54,790.22	Total 1928	309,716,616.00	<b>LIABILITIES, RESERVES, AND SURPLUS</b>	
<b>SCHOOL, COUNTY, SPECIAL DISTRICT TAXES</b>	4,556,443.85	Land Area 6.90 Sq. Miles		Cash Liabilities	1,833,939.67
<b>RESERVE FOR UNCOLLECTED TAXES</b>	402,547.94	Net Valuation Taxable-Municipal	310,963,104	Reserves for Receivables	701,631.46
<b>EXPENDITURES</b>		Net Valuation Taxable-County	233,306,399	Surplus Dec. 31, 1990	772,506.71
<b>TOTAL</b>	6,920,788.85	State Equalized Valuation	288,180,540	Total	3,308,077.84
		State Equalization Ratio	107.94		

0505  
 Population 1980 17,105  
 Population 1990 20,820  
 S & P Rating  
 Moody Rating AAA  
 General Tax Rate Per \$100. 2.78  
 State Equalized Tax Rate 1.77

LOWER TWP. - CAPE MAY CO.  
 Form of Government  
 Council-Manager Plan E (OMCL 50)  
 Number of Members - 5

PER CAPITA:  
 Gross Debt 313.76  
 Net Debt 255.14  
 Debt Service 51.31  
 Total Tax Levy 1,127.39  
 Municipal Expenditures 520.62  
 PER CENT:  
 Gross Debt .62  
 Net Debt .51  
 Tax Levy Collected 90.16  
 Tax Levy Cancelled, Abated or Adjusted .18

EXPENDITURES		REVENUES-REALIZED		1990 PROPERTY TAX	
GENERAL GOVERNMENT		1990 Property Taxes Collected		STATE EQUALIZED TAX RATE	
Governing Body & Public Boards	143,450.00	1990 Payments in Lieu of Taxes	21,212,616.20	Local District School Taxes	.46
Municipal Clerk		Delinquent Tax & Lien Collections	3,253.48	Regional & Consolidated School Tax	.43
Financial Administration	146,956.88	Business Personality Replacement Taxes	1,952,233.86	School Taxes in Municipal Budget	
Assessment of Taxes	106,150.00	Taxes from Public Utilities	149,040.44	County Taxes	.39 *
Collection of Taxes	113,100.00	Other Miscellaneous Tax Revenues	970,507.00	County Library Taxes	.02
Planning, Housing & Development	104,032.63	State Aid Revenues	245,741.81	Local Municipal Purpose Taxes	.47
Human Resources	120,214.47	Federal Aid Revenues		Veteran & Senior Citizen Taxes	
Elections	9,799.14	State and Local Fiscal Assistance Act Utilized		Total Taxes for Rate Computation	1.77
General Administration (other)	769,794.79	Sale of Acquired Property		Special District Taxes	22,254,561.89
JUDICIARY		Other Miscellaneous Revenues	1,334,125.38	Bank Corp. Taxes	659,230.99
Municipal Courts	96,750.69	Total	25,867,518.17	Added and Omitted Taxes	1,002,703.23
PUBLIC SAFETY		Prior Years Surplus Appropriated	580,000.00	Total Taxes Levied - ABSTRACT	23,472,296.11
Fire Protection	106,930.00	REVENUES TOTAL	26,447,518.17	Total Taxes Billed	23,528,527.52
Police Protection	1,815,606.76	Reserve For Uncollected Taxes	1,992,515.68	1990 TAXES COLLECTED	21,212,616.20
Civil Defense & Disaster Control	4,790.00	CAPITAL OUTLAY TOTAL	564,689.72	1990 Taxes Cancelled, Abated or Adjusted	41,714.95
Environmental Inspection & Control	183,537.37	Public Enterprises		Transfer to Tax Title Liens or Foreclosed	289,885.00
Other Public Safety		Recreation-Culture	49,522.03	Balance Outstanding Dec. 31, 1990	1,984,311.37
PUBLIC WORKS		Public Works	385,503.95	PRIOR YEARS TAXES OUTSTANDING	
Streets and Drainage	223,000.00	Buildings and Grounds	129,663.74	Balance January 1, 1990	1,553,538.37
Sewers and Sewage Processing	676,500.00	Library and Education		Collected in 1990	1,467,463.27
Garbage and Trash Disposal	795,030.56	Conservation		Cancelled, Abated or Adjusted 1990	4,351.71
Public Buildings and Grounds	120,000.00	All Other		Transfers to Tax Title Liens or Foreclosed	75,876.33
Other Public Works	564,492.17			Balance December 31, 1990	5,847.06
HEALTH and WELFARE		CAPITAL DEBT AUTHORIZED, DECEMBER 31, 1990		TAX TITLE LIENS OUTSTANDING	
Health Services Except Environmental	6,943.14	ISSUED AND UNISSUED	GROSS DEBT	Balance January 1, 1990	520,276.76
Welfare-Public Assistance	39,200.00	School	1,220,447	Transfer From Taxes	378,160.42
Hospital, Clinics, First Aid		Self-Liquidating		Redeemed in 1990	484,770.59
Animal, Insect, & Rodent Control	21,750.00	Other	5,312,000	Cancelled, Abated or Adjusted (1990)	
Other Welfare Services		Total	6,532,447	Transfers to Foreclosed Property	
RECREATION and CONSERVATION		ISSUED AND OUTSTANDING		Balance December 31, 1990	413,666.59
Beaches and Boardwalks		School	1,220,447.04	PROPERTY ACQUIRED BY DEED OR FORECLOSURE	
Parks, Playgrounds, Shade Trees	172,200.00	Self-Liquidating	4,724,000.00	Balance January 1, 1990	270,600.00
Land Reclamation & Conservation		Other	5,944,447.04	Transfers From Taxes or Liens	
Other Recreational Services	961.15	Total	5,944,447.04	Sale for Cash (1990)	
EDUCATION (excluding schools)		EQUALIZED VALUATION BASIS		Cancelled, Abated or Adjusted (1990)	9,650.00
Libraries		FOR NET DEBT COMPUTATION	1,046,373.372	Balance December 31, 1990	260,950.00
Other Educational Services		REAL PROPERTY VALUATIONS		CURRENT FINANCES DECEMBER 31, 1990	
STATUTORY EXPENDITURES		Code Class # of Parcels % VAL'N	ASSESSED VALUATION	ASSETS	
Pensions & F. I. C. A.	592,745.64	1 Vacant Land 1831 5.35	41,659,650.00	Cash Dec. 31, 1990	2,686,460.19
Employee Fringe Benefits	731,997.00	2 Residential 11353 81.20	632,260,800.00	Taxes Receivable	1,990,158.43
Other Statutory Expenditures	5,000.00	3 Farm 174 .56	4,386,000.00	Tax Title Liens	413,666.59
CETA And Other Public Employment Programs		4a Commercial 570 11.94	92,983,700.00	Foreclosed Property	260,950.00
MUNICIPAL FUNCTIONS TOTAL	7,670,932.39	4b Industrial 8 .43	3,337,600.00	Emergencies & Other Deferred Charges	556,296.00
CAPITAL IMPROVEMENTS *MEMO*	15,000.00	4c Apartments 2 .52	4,013,500.00	State and Federal Aid Receivable	44,498.71
DEBT SERVICE		Total 13938	778,640,250.00	Other Receivables	17,662.18
Principal Payments	640,000.00	Land Area 29.81 Sq. Miles		Total	5,969,692.10
Interest Payments	428,278.75	Net Valuation Taxable-Municipal	786,500,496	LIABILITIES, RESERVES, AND SURPLUS	
DEFERRED CHARGES	107,500.00	Net Valuation Taxable-County	1,129,798,140	Cash Liabilities	1,985,290.95
SCHOOL, COUNTY, SPECIAL DISTRICT TAXES	16,643,291.46	State Equalized Valuation	1,230,599,332	Reserves for Receivables	2,682,437.20
RESERVE FOR UNCOLLECTED TAXES	1,992,515.68	State Equalization Ratio	63.68	Surplus Dec. 31, 1990	1,301,963.95
EXPENDITURES TOTAL	27,487,558.23			Total	5,969,692.10

\*Includes County Health Service Taxes, County Vocational School Taxes, or County Open Space Tax. See Table 13.



1704  
 Population 1980 1,547  
 Population 1990 1,858  
 S & P Rating  
 Moody Rating

General Tax Rate Per \$100. .99  
 State Equalized Tax Rate .87

LOWER ALLOWAYS CREEK - SALEM CO.  
 Form of Government  
 Township Committee  
 Number of Members - 3

PER CAPITA:  
 Gross Debt  
 Net Debt  
 Debt Service  
 Total Tax Levy 563.32  
 Municipal Expenditures 5,984.87  
 PER CENT:  
 Gross Debt  
 Net Debt  
 Tax Levy Collected 91.23  
 Tax Levy Cancelled, Abated or Adjusted .73

EXPENDITURES		REVENUES-REALIZED		1990 PROPERTY TAX	
GENERAL GOVERNMENT		1990 Property Taxes Collected		STATE EQUALIZED TAX RATE	
Governing Body & Public Boards		1990 Payments in Lieu of Taxes		Local District School Taxes	
Municipal Clerk		Delinquent Tax & Lien Collections		Regional & Consolidated School Tax	
Financial Administration	82,500.00	Business Personalty Replacement Taxes		School Taxes in Municipal Budget	
Assessment of Taxes	21,846.00	Taxes from Public Utilities		County Taxes	.87 1,089,893.91
Collection of Taxes	17,200.00	Other Miscellaneous Tax Revenues		County Library Taxes	
Planning, Housing & Development	105,378.00	State Aid Revenues		Local Municipal Purpose Taxes	
Human Resources	21,537.34	Federal Aid Revenues		Veteran & Senior Citizen Taxes	15,900.00
Elections		State and Local Fiscal Assistance Act Utilized		Total Taxes for Rate Computation	.87 1,105,793.91
General Administration (other)	4,694,103.53	Sole of Acquired Property		Special District Taxes	
JUDICIARY		Other Miscellaneous Revenues		Bank Corp. Taxes	
Municipal Courts	51,500.00	Prior Years Surplus Appropriated		Added and Omitted Taxes	3,210.01
PUBLIC SAFETY		REVENUES TOTAL		Total Taxes Levied - ABSTRACT	1,093,103.92
Fire Protection	25,000.00	CAPITAL OUTLAY TOTAL		Total Taxes Billed	1,093,797.21
Police Protection	1,019,090.30	Public Enterprises		1990 TAXES COLLECTED	997,873.19
Civil Defense & Disaster Control	26,150.14	Recreation-Culture		1990 Taxes Cancelled, Abated or Adjusted	7,991.77
Environmental Inspection & Control	27,658.16	Public Works		Transfer to Tax Title Liens or Foreclosed	
Other Public Safety		Buildings and Grounds		Balance Outstanding Dec. 31, 1990	87,922.25
PUBLIC WORKS		Library and Education		PRIOR YEARS TAXES OUTSTANDING	
Streets and Drainage	576,350.00	Conservation		Balance January 1, 1990	52,738.50
Sewers and Sewage Processing	157,500.00	All Other		Collected in 1990	52,737.12
Garbage and Trash Disposal	164,952.83	CAPITAL DEBT AUTHORIZED, DECEMBER 31, 1990		Cancelled, Abated or Adjusted 1990	1.38
Public Buildings and Grounds	329,500.00	ISSUED AND UNISSUED GROSS DEBT NET DEBT		Transfers to Tax Title Liens or Foreclosed	
Other Public Works	102,479.68	School		Balance December 31, 1990	
HEALTH and WELFARE		Self-Liquidating		TAX TITLE LIENS OUTSTANDING	
Health Services Except Environmental	38,191.52	Other		Balance January 1, 1990	
Welfare-Public Assistance	6,800.00	Total		Transfer From Taxes	
Hospital, Clinics, First Aid	11,000.00	ISSUED AND OUTSTANDING		Redeemed in 1990	
Animal, Insect, & Rodent Control	114,000.00	School		Cancelled, Abated or Adjusted (1990)	
Other Welfare Services	1,000.00	Self-Liquidating		Transfers to Foreclosed Property	
RECREATION and CONSERVATION		Other		Balance December 31, 1990	
Beaches and Boardwalks	32,260.00	Total		PROPERTY ACQUIRED BY DEED OR	
Parks, Playgrounds, Shade Trees	100.00	EQUALIZED VALUATION BASIS		FORECLOSURE	
Land Reclamation & Conservation	400,200.00	FOR NET DEBT COMPUTATION		Balance January 1, 1990	2,550.00
Other Recreational Services		REAL PROPERTY VALUATIONS		Transfers From Taxes or Liens	
EDUCATION (excluding schools)		Code Class # of Parcels % VAL'N ASSESSED VALUATION		Sale for Cash (1990)	
Libraries		1 Vacant Land 186 2.20 2,397,550.00		Cancelled, Abated or Adjusted (1990)	
Other Educational Services	2,040,589.00	2 Residential 434 24.05 26,162,600.00		Balance December 31, 1990	2,550.00
STATUTORY EXPENDITURES		3 Farm 590 20.48 22,278,900.00		CURRENT FINANCES DECEMBER 31, 1990	
Pensions & F. I. C. A.	342,500.00	4a Commercial 14 1.00 1,088,900.00		ASSETS	
Employee Fringe Benefits	632,000.00	4b Industrial 1 52.27 56,874,100.00		Cash Dec. 31, 1990	3,985,310.16
Other Statutory Expenditures	14,000.00	4c Apartments 1225 108,802,050.00		Taxes Receivable	87,922.25
CETA And Other Public Employment Programs		Total 47.70 Sq. Miles 110,302,050		Tax Title Liens	2,550.00
MUNICIPAL FUNCTIONS TOTAL	11,055,386.50	Net Valuation Taxable-Municipal		Foreclosed Property	21,032.97
CAPITAL IMPROVEMENTS *MEMO*	75,000.00	Net Valuation Taxable-County		Emergencies & Other Deferred Charges	55,112.80
DEBT SERVICE		State Equalized Valuation		State and Federal Aid Receivable	36,263.38
Principal Payments		State Equalization Ratio		Other Receivables	4,188,191.56
Interest Payments				Total	1,751,293.19
DEFERRED CHARGES	903.04			LIABILITIES, RESERVES, AND SURPLUS	
SCHOOL, COUNTY, SPECIAL DISTRICT TAXES	1,089,893.91			Cash Liabilities	126,735.63
RESERVE FOR UNCOLLECTED TAXES	63,603.09			Reserves for Receivables	2,310,162.74
EXPENDITURES TOTAL	12,209,786.54			Surplus Dec. 31, 1990	4,188,191.56



Population 1980 5,236  
 Population 1990 6,705  
 S & P Rating  
 Moody Rating

General Tax Rate Per \$100. 3.69  
 State Equalized Tax Rate 2.19

**LUMBERTON TOWNSHIP - BURLINGTON CO.**  
 Form of Government  
 Township Committee  
 Number of Members - 3

PER CAPITA: Gross Debt 251.04 PER CENT: Gross Debt .61  
 Net Debt 147.83 Net Debt .36  
 Debt Service 14.55 Tax Levy Collected 93.68  
 Total Tax Levy 1,170.66 Tax Levy Cancelled, Abated or Adjusted .45  
 Municipal Expenditures 585.02

EXPENDITURES		REVENUES-REALIZED		1990 PROPERTY TAX	
<b>GENERAL GOVERNMENT</b>				<b>STATE EQUALIZED TAX RATE</b>	
Governing Body & Public Boards		1990 Property Taxes Collected	7,353,371.00	Local District School Taxes	.88 2,928,158.00
Municipal Clerk		1990 Payments in Lieu of Taxes		Regional & Consolidated School Tax	.36 1,186,937.37
Financial Administration	60,070.00	Delinquent Tax & Lien Collections	261,470.00	School Taxes in Municipal Budget	
Assessment of Taxes	194,575.00	Business Personalty Replacement Taxes	90,982.00	County Taxes	.59 1,972,738.73
Collection of Taxes	23,997.00	Taxes from Public Utilities	1,024,895.00	County Library Taxes	.03 113,372.30
Planning, Housing & Development	20,130.00	Other Miscellaneous Tax Revenues		Local Municipal Purpose Taxes	.32 1,049,845.00
Human Resources	37,860.00	State Aid Revenues	22,214.00	Veteran & Senior Citizen Taxes	
Elections		Federal Aid Revenues		Total Taxes for Rate Computation	2.18 7,283,751.40
General Administration (other)	584,139.02	State and Local Fiscal Assistance Act Utilized		Special District Taxes	
<b>JUDICIARY</b>		Sale of Acquired Property		Bank Corp. Taxes	
Municipal Courts	61,923.00	Other Miscellaneous Revenues	624,160.00	Added and Omitted Taxes	598,198.00
<b>PUBLIC SAFETY</b>		Total	9,377,112.00	Total Taxes Levied - ABSTRACT	7,849,249.40
Fire Protection	133,519.00	Prior Years Surplus Appropriated	1,090,340.00	Total Taxes Billed	7,849,792.00
Police Protection	836,174.00	REVENUES TOTAL	10,467,452.00	1990 TAXES COLLECTED	7,353,371.00
Civil Defense & Disaster Control	6,100.00	Reserve For Uncollected Taxes	734,688.00	1990 Taxes Cancelled, Abated or Adjusted	35,715.00
Environmental Inspection & Control	81,770.00	CAPITAL OUTLAY TOTAL	8,066.00	Transfer to Tax Title Liens or Foreclosed	12,068.00
Other Public Safety				Balance Outstanding Dec. 31, 1990	448,638.00
<b>PUBLIC WORKS</b>				<b>PRIOR YEARS TAXES OUTSTANDING</b>	
Streets and Drainage	260,926.00	Public Enterprises		Balance January 1, 1990	316,970.00
Sewers and Sewage Processing		Recreation-Culture		Collected in 1990	261,353.00
Garbage and Trash Disposal	180,338.00	Public Works	792.00	Cancelled, Abated or Adjusted 1990	
Public Buildings and Grounds	75,600.00	Buildings and Grounds	7,274.00	Transfers to Tax Title Liens or Foreclosed	
Other Public Works	126,308.00	Library and Education		Balance December 31, 1990	55,617.00
<b>HEALTH and WELFARE</b>		Conservation		<b>TAX TITLE LIENS OUTSTANDING</b>	
Health Services Except Environmental	450.00	All Other		Balance January 1, 1990	29,063.00
Welfare-Public Assistance	3,800.00	CAPITAL DEBT AUTHORIZED, DECEMBER 31, 1990		Balance December 31, 1990	12,068.00
Hospital, Clinics, First Aid		ISSUED AND UNISSUED GROSS DEBT NET DEBT		Transfer From Taxes	
Animal, Insect, & Rodent Control		School 692,023		Redeemed in 1990	117.00
Other Welfare Services		Self-Liquidating		Cancelled, Abated or Adjusted (1990)	
<b>RECREATION and CONSERVATION</b>		Other 991,182	991,182	Transfers to Foreclosed Property	
Beaches and Boardwalks		Total 1,683,205	991,182	Balance December 31, 1990	41,014.00
Parks, Playgrounds, Shade Trees	5,160.00	ISSUED AND OUTSTANDING		<b>PROPERTY ACQUIRED BY DEED OR FORECLOSURE</b>	
Land Reclamation & Conservation	4,957.00	School 692,023.40		Balance January 1, 1990	6,600.00
Other Recreational Services		Self-Liquidating		Transfers From Taxes or Liens	
<b>EDUCATION (excluding schools)</b>		Other 276,260.00	276,260.00	Sale for Cash (1990)	
Libraries		Total 968,283.40	968,283.40	Cancelled, Abated or Adjusted (1990)	
Other Educational Services		EQUALIZED VALUATION BASIS		Balance December 31, 1990	6,600.00
<b>STATUTORY EXPENDITURES</b>		FOR NET DEBT COMPUTATION	277,082,865	<b>CURRENT FINANCES DECEMBER 31, 1990</b>	
Pensions & F. I. C. A.	192,000.00	REAL PROPERTY VALUATIONS		ASSETS	
Employee Fringe Benefits	179,493.07	Code Class # of Parcels % VAL'N ASSESSED VALUATION		Cash Dec. 31, 1990	3,727,901.00
Other Statutory Expenditures		1 Vacant Land 933 4.30 8,413,570.00		Taxes Receivable	504,255.00
CETA And Other Public Employment Programs		2 Residential 1543 55.86 109,282,200.00		Tax Title Liens	41,014.00
<b>MUNICIPAL FUNCTIONS TOTAL</b>	3,084,294.09	3 Farm 184 4.16 8,140,500.00		Foreclosed Property	6,600.00
<b>CAPITAL IMPROVEMENTS *MEMO*</b>		4a Commercial 112 17.10 33,457,900.00		Emergencies & Other Deferred Charges	196,000.00
<b>DEBT SERVICE</b>		4b Industrial 11 9.31 18,208,500.00		State and Federal Aid Receivable	763.00
Principal Payments	80,315.00	4c Apartments 6 9.27 18,129,100.00		Other Receivables	12,888.00
Interest Payments	17,225.00	Total 2789 195,631,770.00		Total	4,489,421.00
<b>DEFERRED CHARGES</b>	6,040.00	Land Area 13.34 Sq. Miles		<b>LIABILITIES, RESERVES, AND SURPLUS</b>	
<b>SCHOOL, COUNTY, SPECIAL DISTRICT TAXES</b>	6,201,206.40	Net Valuation Taxable-Municipal	196,733,440	Cash Liabilities	1,837,776.00
<b>RESERVE FOR UNCOLLECTED TAXES</b>	734,688.00	Net Valuation Taxable-County	338,654,452	Reserves for Receivables	564,757.00
<b>EXPENDITURES TOTAL</b>	10,123,768.49	State Equalized Valuation	330,947,851	Surplus Dec. 31, 1990	2,086,888.00
		State Equalization Ratio	59.31	Total	4,489,421.00

0232

Population 1980 **20,326**  
 Population 1990 **18,262**  
 S & P Rating  
 Moody Rating

General Tax Rate Per \$100.

3.64

State Equalized Tax Rate

1.56

## LYNDHURST TOWNSHIP - BERGEN CO.

Form of Government  
 Commission (1911)  
 Number of Members - 5

PER CAPITA:

Gross Debt **330.89**  
 Net Debt **279.86**  
 Debt Service **14.47**  
 Total Tax Levy **1,320.26**  
 Municipal Expenditures **719.48**

PER CENT:

Gross Debt **.40**  
 Net Debt **.34**  
 Tax Levy Collected **95.94**  
 Tax Levy Cancelled, Abated  
 or Adjusted **.46**

EXPENDITURES		REVENUES-REALIZED		1990 PROPERTY TAX	
<b>GENERAL GOVERNMENT</b>				<b>STATE EQUALIZED TAX RATE</b>	
Governing Body & Public Boards		1990 Property Taxes Collected	23,191,095.55	Local District School Taxes	11,370,722.00
Municipal Clerk	104,399.73	1990 Payments in Lieu of Taxes		Regional & Consolidated School Tax	
Financial Administration		Delinquent Tax & Lien Collections	490,601.59	School Taxes in Municipal Budget	
Assessment of Taxes	83,099.00	Business Personalty Replacement Taxes	471,525.04	County Taxes	3,637,747.71
Collection of Taxes	189,500.00	Taxes from Public Utilities	855,647.00	County Library Taxes	
Planning, Housing & Development	13,250.00	Other Miscellaneous Tax Revenues		Local Municipal Purpose Taxes	8,788,278.00
Human Resources	126,210.32	State Aid Revenues	257,528.52	Veteran & Senior Citizen Taxes	247,150.00
Elections	8,300.27	Federal Aid Revenues		Total Taxes for Rate Computation	24,043,897.71
General Administration (other)	806,138.60	State and Local Fiscal Assistance Act Utilized		Special District Taxes	
<b>JUDICIARY</b>		Sale of Acquired Property		Bank Corp. Taxes	
Municipal Courts	114,044.92	Other Miscellaneous Revenues	3,146,714.19	Added and Omitted Taxes	313,774.58
<b>PUBLIC SAFETY</b>		Total	28,413,111.39	Total Taxes Levied - ABSTRACT	24,110,522.29
Fire Protection	113,268.37	Prior Years Surplus Appropriated		Total Taxes Billed	24,171,510.01
Police Protection	2,731,736.00	REVENUES TOTAL	28,413,111.89	1990 TAXES COLLECTED	23,191,095.55
Civil Defense & Disaster Control	17,450.00	Reserve For Uncollected Taxes	1,193,168.80	1990 Taxes Cancelled, Abated or Adjusted	111,635.16
Environmental Inspection & Control	186,750.00	CAPITAL OUTLAY TOTAL	1,417,925.07	Transfer to Tax Title Liens or Foreclosed	73,309.60
Other Public Safety				Balance Outstanding Dec. 31, 1990	795,469.70
<b>PUBLIC WORKS</b>				<b>PRIOR YEARS TAXES OUTSTANDING</b>	
Streets and Drainage	598,960.50	Public Enterprises	13,410.35	Balance January 1, 1990	629,082.97
Sewers and Sewage Processing	880,909.86	Recreation-Culture	1,537.25	Collected in 1990	490,601.59
Garbage and Trash Disposal	1,944,924.00	Public Works	426,147.94	Cancelled, Abated or Adjusted 1990	
Public Buildings and Grounds	16,148.26	Buildings and Grounds	976,829.53	Transfers to Tax Title Liens or Foreclosed	
Other Public Works	7,000.00	Library and Education		Balance December 31, 1990	138,481.38
<b>HEALTH and WELFARE</b>		Conservation		<b>TAX TITLE LIENS OUTSTANDING</b>	
Health Services Except Environmental	196,644.89	All Other		Balance January 1, 1990	304,591.56
Welfare-Public Assistance	39,700.00	CAPITAL DEBT AUTHORIZED, DECEMBER 31, 1990		Transfer From Taxes	73,309.60
Hospital, Clinics, First Aid		ISSUED AND UNISSUED		Redeemed in 1990	
Animal, Insect, & Rodent Control	12,000.00	School	72,000	Cancelled, Abated or Adjusted (1990)	
Other Welfare Services		Self-Liquidating	859,946	Transfers to Foreclosed Property	
<b>RECREATION and CONSERVATION</b>		Other	5,110,763	Balance December 31, 1990	377,901.16
Beaches and Boardwalks		Total	6,042,709	<b>PROPERTY ACQUIRED BY DEED OR</b>	
Parks, Playgrounds, Shade Trees	653,526.80			<b>FORECLOSURE</b>	
Land Reclamation & Conservation	233,675.20	ISSUED AND OUTSTANDING		Balance January 1, 1990	7,542,000.00
Other Recreational Services	72,600.00	School	72,000.00	Transfers From Taxes or Liens	
<b>EDUCATION (excluding schools)</b>		Self-Liquidating	220,000.00	Sale for Cash (1990)	
Libraries	394,737.20	Other	3,849,000.00	Cancelled, Abated or Adjusted (1990)	
Other Educational Services		Total	4,141,000.00	Balance December 31, 1990	7,542,000.00
<b>STATUTORY EXPENDITURES</b>		EQUALIZED VALUATION BASIS		<b>CURRENT FINANCES DECEMBER 31, 1990</b>	
Pensions & F. I. C. A.	675,646.14	FOR NET DEBT COMPUTATION	1,499,263.873	<b>ASSETS</b>	
Employee Fringe Benefits	545,000.00	REAL PROPERTY VALUATIONS		Cash Dec. 31, 1990	3,385,637.02
Other Statutory Expenditures		Code Class # of Parcels % VAL'N	ASSESSED VALUATION	Taxes Receivable	933,951.08
CETA And Other Public Employment Programs		1 Vacant Land 179 2.57	16,832,100.00	Tax Title Liens	377,901.16
<b>MUNICIPAL FUNCTIONS TOTAL</b>	10,765,670.06	2 Residential 5033 55.48	362,700,400.00	Foreclosed Property	7,542,000.00
<b>CAPITAL IMPROVEMENTS *MEMO*</b>	42,600.00	3 Farm		Emergencies & Other Deferred Charges	498,740.34
<b>DEBT SERVICE</b>		4a Commercial 312 9.19	60,052,900.00	State and Federal Aid Receivable	78,416.90
Principal Payments	69,700.00	4b Industrial 104 30.50	199,403,600.00	Other Receivables	
Interest Payments	194,472.25	4c Apartments 50 2.26	14,800,100.00	Total	12,817,049.10
		Total 5678	653,789,100.00	<b>LIABILITIES, RESERVES, AND SURPLUS</b>	
<b>DEFERRED CHARGES</b>	916,152.52	Land Area 4.70 Sq. Miles	655,432,292	Cash Liabilities	2,354,811.45
SCHOOL, COUNTY, SPECIAL DISTRICT TAXES	15,008,469.71	Net Valuation Taxable-Municipal	1,541,038,619	Reserves for Receivables	8,853,852.24
RESERVE FOR UNCOLLECTED TAXES	1,193,168.80	Net Valuation Taxable-County	1,523,224,659	Surplus Dec. 31, 1990	1,608,385.41
<b>EXPENDITURES TOTAL</b>	28,147,633.34	State Equalized Valuation	1,523,224,659	Total	12,817,049.10
		State Equalization Ratio	42.97		



1417

Population 1980 15,357  
 Population 1990 15,850  
 S & P Rating AA  
 Moody Rating AA

General Tax Rate Per \$100. 2.74  
 State Equalized Tax Rate 1.61

**MADISON BOROUGH - MORRIS COUNTY**  
 Form of Government  
 Borough Council  
 Number of Members - 6

PER CAPITA:  
 Gross Debt 1,421.88  
 Net Debt 1,345.41  
 Debt Service 116.82  
 Total Tax Levy 1,553.14  
 Municipal Expenditures 821.76

PER CENT:  
 Gross Debt 1.59  
 Net Debt 1.51  
 Tax Levy Collected 98.10  
 Tax Levy Cancelled, Abated or Adjusted .67

EXPENDITURES		REVENUES-REALIZED		1990 PROPERTY TAX	
<b>GENERAL GOVERNMENT</b>				<b>STATE EQUALIZED TAX RATE</b>	
Governing Body & Public Boards		1990 Property Taxes Collected	24,171,244.89	Local District School Taxes	.83 12,603,991.50
Municipal Clerk		1990 Payments in Lieu of Taxes	27,864.97	Regional & Consolidated School Tax	
Financial Administration	127,193.00	Delinquent Tax & Lien Collections	266,794.54	School Taxes in Municipal Budget	
Assessment of Taxes	60,673.00	Business Personalty Replacement Taxes	169,544.00	County Taxes	.26 3,947,165.49
Collection of Taxes	60,040.00	Taxes from Public Utilities	517,788.00	County Library Taxes	
Planning, Housing & Development	97,026.00	Other Miscellaneous Tax Revenues		Local Municipal Purpose Taxes	.52 7,913,375.26
Human Resources	98,793.00	State Aid Revenues	142,593.53	Veteran & Senior Citizen Taxes	91,600.00
Elections	6,000.00	Federal Aid Revenues		Total Taxes for Rate Computation	1.61 24,556,132.25
General Administration (other)	905,678.00	State and Local Fiscal Assistance Act Utilized		Special District Taxes	
<b>JUDICIARY</b>		Sale of Acquired Property		Bank Corp. Taxes	
Municipal Courts	102,565.00	Other Miscellaneous Revenues	4,731,684.30	Added and Omitted Taxes	152,718.08
<b>PUBLIC SAFETY</b>		Total	30,027,514.23	Total Taxes Levied - ABSTRACT	24,617,250.33
Fire Protection	592,854.00	Prior Years Surplus Appropriated	1,064,000.00	Total Taxes Billed	24,639,281.91
Police Protection	1,750,648.00	REVENUES TOTAL	31,091,514.23	1990 TAXES COLLECTED	24,171,244.89
Civil Defense & Disaster Control	2,900.00	Reserve For Uncollected Taxes	726,642.97	1990 Taxes Cancelled, Abated or Adjusted	164,387.62
Environmental Inspection & Control	130,073.00	CAPITAL OUTLAY TOTAL	5,533,669.25	Transfer to Tax Title Liens or Foreclosed	3,959.30
Other Public Safety				Balance Outstanding Dec. 31, 1990	299,690.10
<b>PUBLIC WORKS</b>				<b>PRIOR YEARS TAXES OUTSTANDING</b>	
Streets and Drainage	125,000.00	Public Enterprises	246,319.53	Balance January 1, 1990	266,960.59
Sewers and Sewage Processing	537,037.39	Recreation-Culture		Collected in 1990	266,794.54
Garbage and Trash Disposal	1,756,465.00	Public Works	5,042,135.29	Cancelled, Abated or Adjusted 1990	
Public Buildings and Grounds	247,701.00	Buildings and Grounds	245,164.43	Transfers to Tax Title Liens or Foreclosed	
Other Public Works	1,154,049.00	Library and Education		Balance December 31, 1990	166.05
<b>HEALTH and WELFARE</b>		Conservation		<b>TAX TITLE LIENS OUTSTANDING</b>	
Health Services Except Environmental	667,421.00	All Other		Balance January 1, 1990	6,936.88
Welfare-Public Assistance	9,000.00	CAPITAL DEBT AUTHORIZED, DECEMBER 31, 1990		Transfer From Taxes	3,959.30
Hospital, Clinics, First Aid		ISSUED AND UNISSUED GROSS DEBT NET DEBT		Redeemed in 1990	
Animal, Insect, & Rodent Control	7,000.00	School 280,000		Cancelled, Abated or Adjusted (1990)	
Other Welfare Services		Self-Liquidating 857,000		Transfers to Foreclosed Property	
<b>RECREATION and CONSERVATION</b>		Other 21,399,750	21,324,750	Balance December 31, 1990	10,896.18
Beaches and Boardwalks		Total 22,536,750	21,324,750	<b>PROPERTY ACQUIRED BY DEED OR FORECLOSURE</b>	
Parks, Playgrounds, Shade Trees	70,250.00	ISSUED AND OUTSTANDING		Balance January 1, 1990	33,300.00
Land Reclamation & Conservation	3,325.00	School 280,000.00		Transfers From Taxes or Liens	
Other Recreational Services	147,459.00	Self-Liquidating 857,000.00		Sale for Cash (1990)	
<b>EDUCATION (excluding schools)</b>		Other 21,395,027.00	21,395,027.00	Cancelled, Abated or Adjusted (1990)	
Libraries	551,430.00	Total 22,532,027.00		Balance December 31, 1990	33,300.00
Other Educational Services	9,500.00	EQUALIZED VALUATION BASIS		<b>CURRENT FINANCES DECEMBER 31, 1990</b>	
<b>STATUTORY EXPENDITURES</b>		FOR NET DEBT COMPUTATION	1,414,730.025	<b>ASSETS</b>	
Pensions & F. I. C. A.	744,630.85	REAL PROPERTY VALUATIONS		Cash Dec. 31, 1990	5,139,330.17
Employee Fringe Benefits	454,327.00	Code Class # of Parcels % VAL'N		Taxes Receivable	299,856.15
Other Statutory Expenditures		1 Vacant Land 155 2.32	19,896,300.00	Tax Title Liens	10,896.18
CETA And Other Public Employment Programs		2 Residential 4041 75.17	644,244,000.00	Foreclosed Property	33,300.00
<b>MUNICIPAL FUNCTIONS</b>		3 Farm		Emergencies & Other Deferred Charges	4.43
CAPITAL IMPROVEMENTS *MEMO*		4a Commercial 218 19.26	165,096,750.00	State and Federal Aid Receivable	
<b>DEBT SERVICE</b>		4b Industrial 5 .21	1,767,300.00	Other Receivables	94,325.73
Principal Payments	789,240.03	4c Apartments 34 3.04	26,042,700.00	Total	5,577,712.66
Interest Payments	1,063,339.78	Total 4453	857,047,050.00	<b>LIABILITIES, RESERVES, AND SURPLUS</b>	
<b>DEFERRED CHARGES</b>		Land Area 4.20 Sq. Miles		Cash Liabilities	1,797,023.68
SCHOOL, COUNTY, SPECIAL DISTRICT TAXES	27,511.57	Net Valuation Taxable-Municipal	893,790,051	Reserves for Receivables	438,378.06
RESERVE FOR UNCOLLECTED TAXES	16,551,156.99	Net Valuation Taxable-County	1,548,937,275	Surplus Dec. 31, 1990	3,342,310.92
EXPENDITURES TOTAL	726,642.97	State Equalized Valuation	1,494,151,137	Total	5,577,712.66
	29,576,079.58	State Equalization Ratio	58.81		



0423

Population 1980 4,881  
 Population 1990 4,861  
 S & P Rating  
 Moody Rating BAA1

General Tax Rate Per \$100. 7.20  
 State Equalized Tax Rate 2.82

**MAGNOLIA BOROUGH - CAMDEN COUNTY**  
 Form of Government  
 Borough Council  
 Number of Members - 6

PER CAPITA:  
 Gross Debt 265.07  
 Net Debt 218.62  
 Debt Service 19.79  
 Total Tax Levy 797.81  
 Municipal Expenditures 408.84

PER CENT:  
 Gross Debt 1.03  
 Net Debt .35  
 Tax Levy Collected 95.55  
 Tax Levy Cancelled, Abated or Adjusted .13

EXPENDITURES		REVENUES-REALIZED		1990 PROPERTY TAX	
<b>GENERAL GOVERNMENT</b>				<b>STATE EQUALIZED TAX RATE</b>	
Governing Body & Public Boards	9,250.00	1990 Property Taxes Collected	3,707,120.47	Local District School Taxes	1,122,403.00
Municipal Clerk	29,047.72	1990 Payments in Lieu of Taxes		Regional & Consolidated School Tax	604,112.00
Financial Administration	65,081.23	Delinquent Tax & Lien Collections	155,182.78	School Taxes in Municipal Budget	
Assessment of Taxes	16,320.00	Business Personalty Replacement Taxes	34,775.56	County Taxes	1,249,749.74
Collection of Taxes	28,914.61	Taxes from Public Utilities	274,747.00	County Library Taxes	33,716.06
Planning, Housing & Development	7,149.86	Other Miscellaneous Tax Revenues		Local Municipal Purpose Taxes	860,245.00
Human Resources	41,417.50	State Aid Revenues	88,670.13	Veteran & Senior Citizen Taxes	70,050.00
Elections	3,853.00	Federal Aid Revenues		Total Taxes for Rate Computation	3,940,275.80
General Administration (other)	128,918.66	State and Local Fiscal Assistance Act Utilized		Special District Taxes	
<b>JUDICIARY</b>		State and Local Fiscal Assistance Act Utilized		Bank Corp. Taxes	
Municipal Courts	33,178.02	Sale of Acquired Property		Added and Omitted Taxes	7,944.46
<b>PUBLIC SAFETY</b>		Other Miscellaneous Revenues	194,279.26	Total Taxes Levied - ABSTRACT	3,878,170.26
Fire Protection	71,528.00	Total	4,454,775.20	Total Taxes Billed	3,879,697.42
Police Protection	332,425.64	Prior Years Surplus Appropriated	340,000.00	1990 TAXES COLLECTED	3,707,120.47
Civil Defense & Disaster Control	3,680.00	REVENUES TOTAL	4,794,775.20	1990 Taxes Cancelled, Abated or Adjusted	6,790.26
Environmental Inspection & Control	10,599.00	Reserve for Uncollected Taxes	187,488.00	Transfer to Tax Title Liens or Foreclosed	6,891.38
Other Public Safety		CAPITAL OUTLAY TOTAL	141,734.54	Balance Outstanding Dec. 31, 1990	158,895.31
<b>PUBLIC WORKS</b>				<b>PRIOR YEARS TAXES OUTSTANDING</b>	
Streets and Drainage	295,198.00	Public Enterprises		Balance January 1, 1990	150,934.78
Sewers and Sewage Processing	21,291.00	Recreation-Culture		Collected in 1990	137,312.08
Garbage and Trash Disposal	255,215.00	Public Works	78,485.24	Cancelled, Abated or Adjusted 1990	3,205.74
Public Buildings and Grounds	33,200.00	Buildings and Grounds	63,249.30	Transfers to Tax Title Liens or Foreclosed	2,023.81
Other Public Works	16,500.00	Library and Education		Balance December 31, 1990	8,393.15
<b>HEALTH and WELFARE</b>		Conservation		<b>TAX TITLE LIENS OUTSTANDING</b>	
Health Services Except Environmental	6,350.00	All Other		Balance January 1, 1990	51,876.51
Welfare-Public Assistance	12,654.21	CAPITAL DEBT AUTHORIZED, DECEMBER 31, 1990		Transfer From Taxes	9,275.52
Hospital, Clinics, First Aid		ISSUED AND UNISSUED		Redeemed in 1990	17,870.70
Animal, Insect, & Rodent Control		School	225,759	Cancelled, Abated or Adjusted (1990)	
Other Welfare Services		Self-Liquidating		Transfers to Foreclosed Property	
<b>RECREATION and CONSERVATION</b>		Other	1,062,732	Balance December 31, 1990	43,301.33
Beaches and Boardwalks		Total	1,288,491	<b>PROPERTY ACQUIRED BY DEED OR FORECLOSURE</b>	
Parks, Playgrounds, Shade Trees	3,550.00	ISSUED AND OUTSTANDING		Balance January 1, 1990	20,725.00
Land Reclamation & Conservation		School	225,759.92	Transfers From Taxes or Liens	
Other Recreational Services	11,000.00	Self-Liquidating		Sale for Cash (1990)	
<b>EDUCATION (excluding schools)</b>		Other	804,184.00	Cancelled, Abated or Adjusted (1990)	
Libraries	2,250.00	Total	1,029,943.92	Balance December 31, 1990	20,725.00
Other Educational Services		EQUALIZED VALUATION BASIS		<b>CURRENT FINANCES DECEMBER 31, 1990</b>	
<b>STATUTORY EXPENDITURES</b>		FOR NET DEBT COMPUTATION	125,193,589	<b>ASSETS</b>	
Pensions & F. I. C. A.	76,518.83	REAL PROPERTY VALUATIONS		Cash Dec. 31, 1990	809,638.37
Employee Fringe Benefits	110,400.00	Code Class # of Parcels % VAL'N		Taxes Receivable	167,288.46
Other Statutory Expenditures	6,715.00	1 Vacant Land 206 2.80	1,498,998.00	Tax Title Liens	43,301.33
CETA And Other Public Employment Programs		2 Residential 1430 78.24	41,944,850.00	Foreclosed Property	20,725.00
<b>MUNICIPAL FUNCTIONS</b>		3 Farm		Emergencies & Other Deferred Charges	141,331.97
CAPITAL IMPROVEMENTS *MEMO*	5,000.00	4a Commercial 80 10.12	5,425,700.00	State and Federal Aid Receivable	8,890.10
<b>DEBT SERVICE</b>		4b Industrial 4 5.14	2,753,502.00	Other Receivables	53,750.14
Principal Payments	55,000.00	4c Apartments 4 3.70	1,985,100.00	Total	1,244,925.37
Interest Payments	41,180.00	Total 1724	53,608,150.00	<b>LIABILITIES, RESERVES, AND SURPLUS</b>	
<b>DEFERRED CHARGES</b>		Land Area .98 Sq. Miles		Cash Liabilities	592,148.18
SCHOOL, COUNTY, SPECIAL DISTRICT TAXES	72,518.36	Net Valuation Taxable-Municipal	53,765,292	Reserves for Receivables	285,064.93
RESERVE FOR UNCOLLECTED TAXES	3,009,980.80	Net Valuation Taxable-County	131,036,957	Surplus Dec. 31, 1990	367,712.26
EXPENDITURES TOTAL	4,997,372.44	State Equalized Valuation	137,192,290	Total	1,244,925.37
		State Equalization Ratio	39.12		

0233  
 Population 1980 12,127  
 Population 1990 17,905  
 S & P Rating  
 Moody Rating A1  
 General Tax Rate Per \$100. 1.56  
 State Equalized Tax Rate 1.29

MAHWAH TOWNSHIP - BERGEN COUNTY  
 Form of Government  
 Mayor-Council Plan B (OMCL 50)  
 Number of Members - 5

PER CAPITA:  
 Grass Debt 1,243.23  
 Net Debt 355.10  
 Debt Service 62.56  
 Total Tax Levy 1,694.13  
 Municipal Expenditures 786.55  
 PER CENT:  
 Grass Debt 1.04  
 Net Debt .30  
 Tax Levy Collected 96.22  
 Tax Levy Cancelled, Abated or Adjusted .98

EXPENDITURES		REVENUES-REALIZED		1990 PROPERTY TAX	
<b>GENERAL GOVERNMENT</b>				<b>STATE EQUALIZED TAX RATE</b>	
Governing Body & Public Boards		1990 Property Taxes Collected	29,217,662.55	Local District School Taxes	73 16,809,943.37
Municipal Clerk		1990 Payments in Lieu of Taxes		Regional & Consolidated School Tax	
Financial Administration	91,000.00	Delinquent Tax & Lien Collections	481,283.80	School Taxes in Municipal Budget	
Assessment of Taxes	109,441.00	Business Personalty Replacement Taxes	416,432.76	County Taxes	.20 4,663,610.54
Collection of Taxes	119,675.00	Taxes from Public Utilities	2,097,077.00	County Library Taxes	
Planning, Housing & Development	218,463.00	Other Miscellaneous Tax Revenues		Local Municipal Purpose Taxes	.36 8,257,776.98
Human Resources	127,628.00	State Aid Revenues	253,598.17	Veteran & Senior Citizen Taxes	84,850.00
Elections		Federal Aid Revenues		Total Taxes for Rate Computation	1.29 29,816,180.89
General Administration (other)	1,853,600.10	State and Local Fiscal Assistance Act Utilized		Special District Taxes	
<b>JUDICIARY</b>		Sale of Acquired Property		Bank Corp. Taxes	
Municipal Courts	133,950.00	Other Miscellaneous Revenues	1,728,396.84	Added and Omitted Taxes	602,078.94
<b>PUBLIC SAFETY</b>		Total	34,194,451.12	Total Taxes Levied - ABSTRACT	30,333,409.83
Fire Protection	305,125.00	Prior Years Surplus Appropriated	1,750,000.00	Total Taxes Billed	29,217,662.55
Police Protection	2,943,279.00	REVENUES TOTAL	35,944,451.12	1990 TAXES COLLECTED	
Civil Defense & Disaster Control	12,075.00	Reserve for Uncollected Taxes	1,028,764.42	1990 Taxes Cancelled, Abated or Adjusted	297,171.86
Environmental Inspection & Control	453,917.00	CAPITAL OUTLAY TOTAL	1,212,575.10	Transfer to Tax Title Liens or Foreclosed	37,449.28
Other Public Safety				Balance Outstanding Dec. 31, 1990	812,452.81
<b>PUBLIC WORKS</b>				PRIOR YEARS TAXES OUTSTANDING	
Streets and Drainage	812,718.00	Public Enterprises	777,443.04	Balance January 1, 1990	743,878.04
Sewers and Sewage Processing	2,529,930.00	Recreation-Culture		Collected in 1990	445,492.68
Garbage and Trash Disposal	175,636.00	Public Works		Cancelled, Abated or Adjusted 1990	176,193.55
Public Buildings and Grounds	158,795.00	Buildings and Grounds	435,132.06	Transfers to Tax Title Liens or Foreclosed	50,580.91
Other Public Works		Library and Education		Balance December 31, 1990	71,610.90
<b>HEALTH and WELFARE</b>		Conservation		TAX TITLE LIENS OUTSTANDING	
Health Services Except Environmental	201,254.00	All Other		Balance January 1, 1990	14,756.00
Welfare-Public Assistance	76,735.00	CAPITAL DEBT AUTHORIZED, DECEMBER 31, 1990		Transfer From Taxes	97,190.28
Hospital, Clinics, First Aid		ISSUED AND UNISSUED		Redeemed in 1990	35,791.12
Animal, Insect, & Rodent Control		School	8,468,000	Cancelled, Abated or Adjusted (1990)	
Other Welfare Services		Self-Liquidating	7,434,000	Transfers to Foreclosed Property	
<b>RECREATION and CONSERVATION</b>		Other	6,358,000	Balance December 31, 1990	76,155.16
Beaches and Boardwalks		Total	22,260,000	PROPERTY ACQUIRED BY DEED OR	
Parks, Playgrounds, Shade Trees	43,990.00	ISSUED AND OUTSTANDING		FORECLOSURE	
Land Reclamation & Conservation	131,755.50	School		Balance January 1, 1990	468,574.00
Other Recreational Services	195,250.00	Self-Liquidating	4,253,000.00	Transfers From Taxes or Liens	
<b>EDUCATION (excluding schools)</b>		Other	4,662,500.00	Sale for Cash (1990)	
Libraries	437,059.00	Total	8,915,500.00	Cancelled, Abated or Adjusted (1990)	
Other Educational Services	7,715.00	EQUALIZED VALUATION BASIS		Balance December 31, 1990	468,574.00
<b>STATUTORY EXPENDITURES</b>		FOR NET DEBT COMPUTATION	2,139,635,622	CURRENT FINANCES DECEMBER 31, 1990	
Pensions & F. I. C. A.	750,000.00	REAL PROPERTY VALUATIONS		ASSETS	
Employee Fringe Benefits		Code Class # of Parcels % VAL'N		Cash Dec. 31, 1990	3,379,255.16
Other Statutory Expenditures		1 Vacant Land 1246 9.42		Taxes Receivable	884,063.71
CETA And Other Public Employment Programs		2 Residential 6414 64.85		Tax Title Liens	76,155.16
<b>MUNICIPAL FUNCTIONS</b>		3 Farm 39 .27		Foreclosed Property	468,574.00
CAPITAL IMPROVEMENTS	11,889,045.60	4a Commercial 127 13.53		Emergencies & Other Deferred Charges	
*MEMO*	50,000.00	4b Industrial 69 10.74		State and Federal Aid Receivable	
<b>DEBT SERVICE</b>		4c Apartments 7 1.19		Other Receivables	122,157.16
Principal Payments	744,300.00	Total 7902		Total	4,930,205.19
Interest Payments	375,813.40	Land Area 25.70 Sq. Miles		LIABILITIES, RESERVES, AND SURPLUS	
<b>DEFERRED CHARGES</b>		Net Valuation Taxable-Municipal	1,907,862,664	Cash Liabilities	1,811,180.74
SCHOOL, COUNTY, SPECIAL DISTRICT TAXES	21,473,553.91	Net Valuation Taxable-County	2,287,558,551	Reserves for Receivables	1,550,950.03
RESERVE FOR UNCOLLECTED TAXES	1,028,764.42	State Equalized Valuation	2,306,865,066	Surplus Dec. 31, 1990	1,568,074.42
EXPENDITURES TOTAL	35,556,665.66	State Equalization Ratio	82.60	Total	4,930,205.19



Population 1980 **18,914**  
 Population 1990 **26,716**  
 S & P Rating  
 Moody Rating **A1**

General Tax Rate Per \$100. **3.92**  
 State Equalized Tax Rate **1.85**

**MANALAPAN TOWNSHIP - MONMOUTH CO.**  
**Form of Government**  
**Township Committee**  
**Number of Members - 5**

PER CAPITA:  
 Gross Debt **893.92** PER CENT:  
 Gross Debt **1.36**  
 Net Debt **500.54** Net Debt **.76**  
 Debt Service **84.11** Tax Levy Collected **96.74**  
 Total Tax Levy **1,379.95** Tax Levy Cancelled, Abated  
 Municipal Expenditures **508.52** or Adjusted **.13**

EXPENDITURES		REVENUES-REALIZED		1990 PROPERTY TAX	
<b>GENERAL GOVERNMENT</b>				<b>STATE EQUALIZED TAX RATE</b>	
Governing Body & Public Boards	83,400.00	1990 Property Taxes Collected	35,665,437.64	Local District School Taxes	.73 13,783,742.39
Municipal Clerk	93,275.00	1990 Payments in Lieu of Taxes		Regional & Consolidated School Tax	.36 6,767,127.18
Financial Administration	160,450.00	Delinquent Tax & Lien Collections	1,222,027.54	School Taxes in Municipal Budget	
Assessment of Taxes	97,700.00	Business Personalty Replacement Taxes	110,137.20	County Taxes	.41 * 7,822,497.51
Collection of Taxes	83,400.00	Taxes from Public Utilities	2,100,949.00	County Library Taxes	.01 256,579.38
Planning, Housing & Development	236,000.00	Other Miscellaneous Tax Revenues		Local Municipal Purpose Taxes	.34 6,351,756.88
Human Resources	63,284.00	State Aid Revenues	72,123.06	Veteran & Senior Citizen Taxes	160,900.00
Elections	8,500.00	Federal Aid Revenues		Total Taxes for Rate Computation	1.85 35,142,593.34
General Administration (other)	471,700.00	State and Local Fiscal Assistance Act Utilized		Special District Taxes	644,784.00
<b>JUDICIARY</b>		Sale of Acquired Property		Bank Corp. Taxes	
Municipal Courts	114,700.00	Other Miscellaneous Revenues	2,458,667.08	Added and Omitted Taxes	1,240,367.07
<b>PUBLIC SAFETY</b>		Total	41,629,346.52	Total Taxes Levied - ABSTRACT	36,866,844.41
Fire Protection	2,115.00	Prior Years Surplus Appropriated	2,500,000.00	Total Taxes Billed	36,866,970.23
Police Protection	2,378,574.19	REVENUES TOTAL	44,129,346.52	1990 TAXES COLLECTED	35,665,437.64
Civil Defense & Disaster Control		Reserve For Uncollected Taxes	1,426,237.76	1990 Taxes Cancelled, Abated or Adjusted	42,126.14
Environmental Inspection & Control	494,700.00	<b>CAPITAL OUTLAY TOTAL</b>	<b>1,505,163.21</b>	Transfer to Tax Title Liens or Foreclosed	236,160.81
Other Public Safety				Balance Outstanding Dec. 31, 1990	917,254.64
<b>PUBLIC WORKS</b>				<b>PRIOR YEARS TAXES OUTSTANDING</b>	
Streets and Drainage	873,900.00	Public Enterprises	156,354.52	Balance January 1, 1990	1,336,405.42
Sewers and Sewage Processing		Recreation—Culture		Collected in 1990	1,011,718.78
Garbage and Trash Disposal	1,793,600.00	Public Works	869,693.32	Cancelled, Abated or Adjusted 1990	4,398.12
Public Buildings and Grounds	357,000.00	Buildings and Grounds	479,115.37	Transfers to Tax Title Liens or Foreclosed	155,083.83
Other Public Works		Library and Education		Balance December 31, 1990	165,204.09
<b>HEALTH and WELFARE</b>		Conservation		<b>TAX TITLE LIENS OUTSTANDING</b>	
Health Services Except Environmental	326,010.00	All Other		Balance January 1, 1990	177,254.84
Welfare-Public Assistance	37,850.00	<b>CAPITAL DEBT AUTHORIZED, DECEMBER 31, 1990</b>		Transfer From Taxes	418,184.09
Hospital, Clinics, First Aid	15,000.00	ISSUED AND UNISSUED GROSS DEBT		Redeemed in 1990	210,308.76
Animal, Insect, & Rodent Control	52,650.00	School	9,791,552	Cancelled, Abated or Adjusted (1990)	58.51
Other Welfare Services		Self-Liquidating	190,000	Transfers to Foreclosed Property	
<b>RECREATION and CONSERVATION</b>		Other	13,900,400	Balance December 31, 1990	385,071.66
Beaches and Boardwalks		Total	23,881,952	<b>PROPERTY ACQUIRED BY DEED OR FORECLOSURE</b>	
Parks, Playgrounds, Shade Trees	147,164.00	ISSUED AND OUTSTANDING		Balance January 1, 1990	239,800.00
Land Reclamation & Conservation	221,985.00	School	9,791,552.77	Transfers From Taxes or Liens	
Other Recreational Services	477,540.00	Self-Liquidating	190,000.00	Sale for Cash (1990)	
<b>EDUCATION (excluding schools)</b>		Other	12,369,000.00	Cancelled, Abated or Adjusted (1990)	
Libraries		Total	22,350,552.77	Balance December 31, 1990	239,800.00
Other Educational Services	9,000.00	<b>EQUALIZED VALUATION BASIS</b>		<b>CURRENT FINANCES DECEMBER 31, 1990</b>	
<b>STATUTORY EXPENDITURES</b>		<b>FOR NET DEBT COMPUTATION</b>	<b>1,750,437,743</b>	<b>ASSETS</b>	
Pensions & F. I. C. A.	655,590.00	<b>REAL PROPERTY VALUATIONS</b>		Cash Dec. 31, 1990	6,144,638.51
Employee Fringe Benefits	493,000.00	Code Class # of Parcels % VAL'N		Taxes Receivable	1,082,459.33
Other Statutory Expenditures		1 Vacant Land 1685 5.04	44,883,100.00	Tax Title Liens	385,071.66
CETA And Other Public Employment Programs		2 Residential 8296 33.62	744,513,400.00	Foreclosed Property	239,800.00
<b>MUNICIPAL FUNCTIONS TOTAL</b>	<b>9,753,107.19</b>	3 Farm 463 1.67	14,914,600.00	Emergencies & Other Deferred Charges	370,504.19
<b>CAPITAL IMPROVEMENTS *MEMO*</b>	<b>110,000.00</b>	4a Commercial 217 8.97	79,887,500.00	State and Federal Aid Receivable	13,943.25
<b>DEBT SERVICE</b>		4b Industrial 9 .70	6,203,100.00	Other Receivables	23,775.81
Principal Payments	1,222,100.00	4c Apartments		Total	8,260,193.05
Interest Payments	1,025,063.95	Total 10670	990,406,700.00	<b>LIABILITIES, RESERVES, AND SURPLUS</b>	
<b>DEFERRED CHARGES</b>	<b>159,152.00</b>	Land Area 30.35 Sq. Miles		Cash Liabilities	3,231,135.33
SCHOOL, COUNTY, SPECIAL DISTRICT TAXES	29,274,720.46	Net Valuation Taxable-Municipal	893,592,401	Reserves for Receivables	1,731,106.80
RESERVE FOR UNCOLLECTED TAXES	1,426,237.76	Net Valuation Taxable-County	1,897,973,646	Surplus Dec. 31, 1990	3,297,950.92
<b>EXPENDITURES TOTAL</b>	<b>42,860,431.36</b>	State Equalized Valuation	1,890,040,331	Total	8,260,193.05
		State Equalization Ratio	47.19		



Population 1980 5,354  
 Population 1990 5,369  
 S & P Rating  
 Moody Rating

General Tax Rate Per \$100. 1.68  
 State Equalized Tax Rate 1.65

## MANASQUAN BOROUGH - MONMOUTH CO.

Form of Government  
 Borough Council  
 Number of Members - 6

PER CAPITA:  
 Gross Debt 733.26  
 Net Debt 242.12  
 Debt Service 13.91  
 Total Tax Levy 1,839.91  
 Municipal Expenditures 767.89

PER CENT:  
 Gross Debt .69  
 Net Debt .23  
 Tax Levy Collected 95.97  
 Tax Levy Cancelled, Abated or Adjusted .32

EXPENDITURES		REVENUES-REALIZED		1990 PROPERTY TAX	
GENERAL GOVERNMENT				STATE EQUALIZED TAX RATE 1.74	
Governing Body & Public Boards		1990 Property Taxes Collected	9,501,768.59	Local District School Taxes	4,347,228.00
Municipal Clerk		1990 Payments in Lieu of Taxes		Regional & Consolidated School Tax	
Financial Administration	33,238.80	Delinquent Tax & Lien Collections	222,228.95	School Taxes in Municipal Budget	
Assessment of Taxes	14,776.00	Business Personalty Replacement Taxes	44,280.10	County Taxes	* 2,519,440.00
Collection of Taxes	29,998.99	Taxes from Public Utilities	343,036.00	County Library Taxes	.01 81,318.02
Planning, Housing & Development	23,767.00	Other Miscellaneous Tax Revenues		Local Municipal Purpose Taxes	.46 2,705,739.29
Human Resources	46,969.10	State Aid Revenues	101,885.33	Veteran & Senior Citizen Taxes	61,200.00
Elections	5,356.11	Federal Aid Revenues		Total Taxes for Rate Computation	1.64 9,714,925.31
General Administration (other)	262,838.54	State and Local Fiscal Assistance Act Utilized		Special District Taxes	207,165.00
JUDICIARY		State and Local Fiscal Assistance Act Utilized		Bank Corp. Taxes	
Municipal Courts	92,738.43	Sale of Acquired Property		Added and Omitted Taxes	17,600.99
PUBLIC SAFETY		Other Miscellaneous Revenues	966,117.92	Total Taxes Levied - ABSTRACT	9,878,491.30
Fire Protection	1,821.30	Total	11,179,316.89	Total Taxes Billed	9,900,481.57
Police Protection	833,468.22	Prior Years Surplus Appropriated	70,000.00	1990 TAXES COLLECTED	9,501,768.59
Civil Defense & Disaster Control	3,761.43	REVENUES TOTAL	11,249,316.89	1990 Taxes Cancelled, Abated or Adjusted	31,956.36
Environmental Inspection & Control	90,239.79	Reserve For Uncollected Taxes	346,390.38	Transfer to Tax Title Liens or Foreclosed	4,377.40
Other Public Safety		CAPITAL OUTLAY TOTAL	299,272.71	Balance Outstanding Dec. 31, 1990	362,379.22
PUBLIC WORKS				PRIOR YEARS TAXES OUTSTANDING	
Streets and Drainage	215,604.73	Public Enterprises	172,157.28	Balance January 1, 1990	215,454.02
Sewers and Sewage Processing		Recreation-Culture		Collected in 1990	211,441.31
Garbage and Trash Disposal	921,720.00	Public Works	70,170.00	Cancelled, Abated or Adjusted 1990	
Public Buildings and Grounds	68,923.05	Buildings and Grounds	56,945.43	Transfers to Tax Title Liens or Foreclosed	
Other Public Works	69,701.00	Library and Education		Balance December 31, 1990	4,012.71
HEALTH and WELFARE		Conservation		TAX TITLE LIENS OUTSTANDING	
Health Services Except Environmental	3,303.83	All Other		Balance January 1, 1990	17,842.74
Welfare-Public Assistance	17,976.44	CAPITAL DEBT AUTHORIZED, DECEMBER 31, 1990		Transfer From Taxes	4,377.40
Hospital, Clinics, First Aid		ISSUED AND UNISSUED		Redeemed in 1990	10,787.64
Animal, Insect, & Rodent Control		School	747,000	Cancelled, Abated or Adjusted (1990)	
Other Welfare Services		Self-Liquidating	2,404,427	Transfers to Foreclosed Property	
RECREATION and CONSERVATION		Other	785,429	Balance December 31, 1990	11,432.50
Beaches and Boardwalks		Total	3,936,856	PROPERTY ACQUIRED BY DEED OR FORECLOSURE	
Parks, Playgrounds, Shade Trees	26,671.40	ISSUED AND OUTSTANDING		Balance January 1, 1990	48,440.00
Land Reclamation & Conservation	157,146.67	School	747,000.00	Transfers From Taxes or Liens	
Other Recreational Services	21,000.00	Self-Liquidating	254,867.11	Sale for Cash (1990)	
EDUCATION (excluding schools)		Other	521,340.00	Cancelled, Abated or Adjusted (1990)	
Libraries	3,600.00	Total	1,523,207.11	Balance December 31, 1990	46,440.00
Other Educational Services		EQUALIZED VALUATION BASIS		CURRENT FINANCES DECEMBER 31, 1990	
STATUTORY EXPENDITURES		FOR NET DEBT COMPUTATION	574,489,068	ASSETS	
Pensions & F. I. C. A.	214,324.15	REAL PROPERTY VALUATIONS		Cash Dec. 31, 1990	3,206,381.40
Employee Fringe Benefits	143,137.42	Code Class # of Parcels % VAL'N	ASSESSED VALUATION	Taxes Receivable	366,391.93
Other Statutory Expenditures		1 Vacant Land 256 4.48	25,683,900.00	Tax Title Liens	11,432.50
CETA And Other Public Employment Programs		2 Residential 2655 82.86	475,413,000.00	Foreclosed Property	48,440.00
MUNICIPAL FUNCTIONS TOTAL	3,317,132.40	3 Farm		Emergencies & Other Deferred Charges	134,107.92
CAPITAL IMPROVEMENTS *MEMO*		4a Commercial 200 11.67	66,979,725.00	State and Federal Aid Receivable	
DEBT SERVICE		4b Industrial 9 .54	3,087,300.00	Other Receivables	232,162.36
Principal Payments	74,670.00	4c Apartments 5 .45	2,596,500.00	Total	3,998,916.11
Interest Payments		Total 3125	573,760,425.00	LIABILITIES, RESERVES, AND SURPLUS	
DEFERRED CHARGES	384,538.63	Land Area 1.40 Sq. Miles		Cash Liabilities	2,187,517.91
SCHOOL, COUNTY, SPECIAL DISTRICT TAXES	7,155,151.02	Net Valuation Taxable-Municipal	574,585,392	Reserves for Receivables	658,426.79
RESERVE FOR UNCOLLECTED TAXES	346,390.38	Net Valuation Taxable-County	601,535,053	Surplus Dec. 31, 1990	1,152,971.41
EXPENDITURES TOTAL	11,277,932.43	State Equalized Valuation	586,235,553	Total	3,998,916.11
		State Equalization Ratio	98.01		

\*Includes County Health Service Taxes, County Vocational School Taxes, or County Open Space Tax. See Table 13.

Population 1980 27,987  
 Population 1990 35,976  
 S & P Rating  
 Moody Rating AAA

General Tax Rate Per \$100. 2.05  
 State Equalized Tax Rate 1.97

## MANCHESTER TOWNSHIP - OCEAN CO.

Form of Government  
 Township Committee  
 Number of Members - 5

PER CAPITA:  
 Gross Debt 687.68  
 Net Debt 511.62  
 Debt Service 75.41  
 Total Tax Levy 947.24  
 Municipal Expenditures 479.06

PER CENT:  
 Gross Debt 1.49  
 Net Debt 1.11  
 Tax Levy Collected 95.64  
 Tax Levy Cancelled, Abated or Adjusted .09

EXPENDITURES		REVENUES-REALIZED		1990 PROPERTY TAX	
GENERAL GOVERNMENT				STATE EQUALIZED TAX RATE	
Governing Body & Public Boards	27,431.07	1990 Property Taxes Collected		Local District School Taxes	15,498,667.50
Municipal Clerk	169,974.12	1990 Payments in Lieu of Taxes		Regional & Consolidated School Tax	
Financial Administration	243,937.44	Delinquent Tax & Lien Collections		School Taxes in Municipal Budget	
Assessment of Taxes	261,312.52	Business Personalty Replacement Taxes		County Taxes	* 6,589,561.07
Collection of Taxes	164,496.93	Taxes from Public Utilities		County Library Taxes	439,508.16
Planning, Housing & Development	306,857.55	Other Miscellaneous Tax Revenues		Local Municipal Purpose Taxes	11,102,477.67
Human Resources	284,299.08	State Aid Revenues		Veteran & Senior Citizen Taxes	607,550.00
Elections		Federal Aid Revenues		Total Taxes for Rate Computation	34,237,764.40
General Administration (other)	2,054,234.94	State and Local Fiscal Assistance Act Utilized		Special District Taxes	
JUDICIARY		Sole of Acquired Property		Bank Corp. Taxes	
Municipal Courts	229,585.59	Other Miscellaneous Revenues		Added and Omitted Taxes	447,609.12
PUBLIC SAFETY		Total		Total Taxes Levied - ABSTRACT	34,077,823.52
Fire Protection	210,444.96	Prior Years Surplus Appropriated		Total Taxes Billed	34,094,294.67
Police Protection	2,082,842.38	REVENUES TOTAL		1990 TAXES COLLECTED	32,608,560.33
Civil Defense & Disaster Control	4,180.48	Reserve For Uncollected Taxes		1990 Taxes Cancelled, Abated or Adjusted	31,473.59
Environmental Inspection & Control	169,838.04	CAPITAL OUTLAY TOTAL		Transfer to Tax Title Liens or Foreclosed	5,102.20
Other Public Safety				Balance Outstanding Dec. 31, 1990	1,449,158.05
PUBLIC WORKS				PRIOR YEARS TAXES OUTSTANDING	
Streets and Drainage	1,339,334.14	Public Enterprises		Balance January 1, 1990	843,361.66
Sewers and Sewage Processing		Recreation—Culture		Collected in 1990	821,751.56
Garbage and Trash Disposal	30,000.00	Public Works		Cancelled, Abated or Adjusted 1990	
Public Buildings and Grounds	253,062.25	Buildings and Grounds		Transfers to Tax Title Liens or Foreclosed	
Other Public Works	199,374.93	Library and Education		Balance December 31, 1990	21,610.10
HEALTH and WELFARE		Conservation		TAX TITLE LIENS OUTSTANDING	
Health Services Except Environmental	1,711,768.49	All Other		Balance January 1, 1990	8,139.46
Welfare-Public Assistance	69,288.77	CAPITAL DEBT AUTHORIZED, DECEMBER 31, 1990		Transfer From Taxes	5,102.20
Hospital, Clinics, First Aid	2,000.00	ISSUED AND UNISSUED		Redeemed in 1990	5,455.36
Animal, Insect, & Rodent Control	36,217.71	GROSS DEBT		Cancelled, Abated or Adjusted (1990)	
Other Welfare Services		NET DEBT		Transfers to Foreclosed Property	
RECREATION and CONSERVATION				Balance December 31, 1990	7,786.30
Beaches and Boardwalks	16,540.98	SCHOOL		PROPERTY ACQUIRED BY DEED OR	
Parks, Playgrounds, Shade Trees	529,122.13	Self-Liquidating		FORECLOSURE	
Land Reclamation & Conservation	81,922.05	Other		Balance January 1, 1990	132,901.30
Other Recreational Services		Total		Transfers From Taxes or Liens	
EDUCATION (excluding schools)				Sale for Cash (1990)	
Libraries	6,730.79	ISSUED AND OUTSTANDING		Cancelled, Abated or Adjusted (1990)	
Other Educational Services		SCHOOL		Balance December 31, 1990	132,901.30
STATUTORY EXPENDITURES		Self-Liquidating		CURRENT FINANCES DECEMBER 31, 1990	
Pensions & F. L. C. A.	1,130,933.21	Other		ASSETS	
Employee Fringe Benefits	799,252.80	Total		Cash Dec. 31, 1990	868,402.41
Other Statutory Expenditures		EQUALIZED VALUATION BASIS		Taxes Receivable	1,470,768.15
CETA And Other Public Employment Programs	12,414,033.35	FOR NET DEBT COMPUTATION		Tax Title Liens	7,786.30
MUNICIPAL FUNCTIONS		REAL PROPERTY VALUATIONS		Foreclosed Property	132,901.30
CAPITAL IMPROVEMENTS				Emergencies & Other Deferred Charges	858,296.60
DEBT SERVICE				State and Federal Aid Receivable	
Principal Payments	1,258,750.00			Other Receivables	276,472.51
Interest Payments	1,454,269.58			Total	3,614,627.27
DEFERRED CHARGES	785,449.26			LIABILITIES, RESERVES, AND SURPLUS	
SCHOOL, COUNTY, SPECIAL DISTRICT TAXES	22,527,736.73			Cash Liabilities	1,753,118.05
RESERVE FOR UNCOLLECTED TAXES	1,322,000.00			Reserves for Receivables	1,743,045.40
EXPENDITURES TOTAL	39,762,238.92			Surplus Dec. 31, 1990	118,463.82
				Total	3,614,627.27



1705

Population 1980 1,740  
 Population 1990 1,693  
 S & P Rating  
 Moody Rating

General Tax Rate Per \$100. 2.83  
 State Equalized Tax Rate 1.82

## MANNINGTON TOWNSHIP - SALEM CO.

Form of Government  
 Township Committee  
 Number of Members - 3

PER CAPITA: Gross Debt 47.08 Gross Debt .10  
 Net Debt 47.08 Net Debt .10  
 Debt Service 42.65 Tax Levy Collected 91.88  
 Total Tax Levy 1,009.41 Tax Levy Cancelled, Abated  
 Municipal Expenditures 454.15 or Adjusted .42

EXPENDITURES		REVENUES-REALIZED		1990 PROPERTY TAX	
GENERAL GOVERNMENT		1990 Property Taxes Collected		STATE EQUALIZED TAX RATE	
Governing Body & Public Boards			1,575,415.00	1.95	881,669.00
Municipal Clerk		1990 Payments in Lieu of Taxes		Local District School Taxes	
Financial Administration	20,250.00	Delinquent Tax & Lien Collections	108,051.00	Regional & Consolidated School Tax	
Assessment of Taxes	90,500.00	Business Personalty Replacement Taxes	94,583.00	School Taxes in Municipal Budget	
Collection of Taxes	11,921.00	Taxes from Public Utilities	190,624.00	County Taxes	.81 754,970.99
Planning, Housing & Development	9,289.01	Other Miscellaneous Tax Revenues		County Library Taxes	
Human Resources	2,121.00	State Aid Revenues	10,077.00	Local Municipal Purpose Taxes	.06 54,636.00
Elections		Federal Aid Revenues		Veteran & Senior Citizen Taxes	22,200.00
General Administration (other)	124,860.00	State and Local Fiscal Assistance Act Utilized	6,079.00	Total Taxes for Rate Computation	1.82 1,713,475.99
JUDICIARY		Sale of Acquired Property		Special District Taxes	
Municipal Courts	19,000.00	Other Miscellaneous Revenues	111,463.00	Bank Corp. Taxes	
PUBLIC SAFETY		Total	2,096,297.00	Added and Omitted Taxes	17,663.00
Fire Protection	16,081.00	Prior Years Surplus Appropriated	190,000.00	Total Taxes Levied - ABSTRACT	1,708,938.99
Police Protection	734.00	REVENUES TOTAL	2,286,297.00	Total Taxes Billed	1,714,585.00
Civil Defense & Disaster Control	4,000.00	Reserve For Uncollected Taxes	130,904.00	1990 TAXES COLLECTED	1,575,415.00
Environmental Inspection & Control	5,399.70			1990 Taxes Cancelled, Abated or Adjusted	7,132.00
Other Public Safety				Transfer to Tax Title Liens or Foreclosed	15,594.00
PUBLIC WORKS		CAPITAL OUTLAY TOTAL		Balance Outstanding Dec. 31, 1990	116,444.00
Streets and Drainage	104,079.00	Public Enterprises		PRIOR YEARS TAXES OUTSTANDING	
Sewers and Sewage Processing		Recreation—Culture		Balance January 1, 1990	112,628.00
Garbage and Trash Disposal	94,400.00	Public Works		Collected in 1990	100,723.00
Public Buildings and Grounds	6,700.00	Buildings and Grounds		Cancelled, Abated or Adjusted 1990	
Other Public Works		Library and Education		Transfers to Tax Title Liens or Foreclosed	9,715.00
HEALTH and WELFARE		Conservation		Balance December 31, 1990	2,190.00
Health Services Except Environmental	1,225.00	All Other		TAX TITLE LIENS OUTSTANDING	
Welfare-Public Assistance	1,320.00			Balance January 1, 1990	23,491.00
Hospital, Clinics, First Aid	1,000.00	CAPITAL DEBT AUTHORIZED, DECEMBER 31, 1990		Transfer From Taxes	26,738.00
Animal, Insect, & Rodent Control	5,916.00	ISSUED AND UNISSUED GROSS DEBT NET DEBT		Redeemed in 1990	7,328.00
Other Welfare Services		School		Cancelled, Abated or Adjusted (1990)	
RECREATION and CONSERVATION		Self-Liquidating		Transfers to Foreclosed Property	
Beaches and Boardwalks		Other	79,714	Balance December 31, 1990	42,901.00
Parks, Playgrounds, Shade Trees		Total	79,714	PROPERTY ACQUIRED BY DEED OR	
Land Reclamation & Conservation				FORECLOSURE	
Other Recreational Services	100.00	ISSUED AND OUTSTANDING		Balance January 1, 1990	36,150.00
EDUCATION (excluding schools)		School		Transfers From Taxes or Liens	
Libraries		Self-Liquidating		Sale for Cash (1990)	
Other Educational Services		Other	79,714.00	Cancelled, Abated or Adjusted (1990)	
STATUTORY EXPENDITURES		Total	79,714.00	Balance December 31, 1990	36,150.00
Pensions & F. I. C. A.	23,500.00	EQUALIZED VALUATION BASIS		CURRENT FINANCES DECEMBER 31, 1990	
Employee Fringe Benefits		FOR NET DEBT COMPUTATION	80,096,709	ASSETS	
Other Statutory Expenditures	1,000.00	REAL PROPERTY VALUATIONS		Cash Dec. 31, 1990	582,402.00
CETA And Other Public Employment Programs		Code Class # of Parcels % VAL'N ASSESSED VALUATION		Taxes Receivable	118,634.00
MUNICIPAL FUNCTIONS TOTAL	550,945.71	1 Vacant Land 305 2.25 1,330,100.00		Tax Title Liens	42,901.00
CAPITAL IMPROVEMENTS *MEMO*		2 Residential 389 33.04 19,553,100.00		Foreclosed Property	36,150.00
DEBT SERVICE		3 Farm 592 28.21 16,695,100.00		Emergencies & Other Deferred Charges	76,656.00
Principal Payments	63,300.00	4a Commercial 29 6.29 3,720,600.00		State and Federal Aid Receivable	708.00
Interest Payments	8,913.00	4b Industrial 4 30.21 17,879,500.00		Other Receivables	2,365.00
DEFERRED CHARGES	14,812.00	4c Apartments		Total	859,816.00
SCHOOL, COUNTY, SPECIAL DISTRICT TAXES	1,636,639.99	Total 1319 59,178,400.00		LIABILITIES, RESERVES, AND SURPLUS	
RESERVE FOR UNCOLLECTED TAXES	130,904.00	Land Area 38.10 Sq. Miles		Cash Liabilities	460,407.00
EXPENDITURES TOTAL	2,405,514.70	Net Valuation Taxable-Municipal	59,961,900	Reserves for Receivables	200,050.00
		Net Valuation Taxable-County	38,028,893	Surplus Dec. 31, 1990	199,359.00
		State Equalized Valuation	92,846,972	Total	859,816.00
		State Equalization Ratio	64.28		



Population 1980 **2,523**  
 Population 1990 **3,874**  
 S & P Rating  
 Moody Rating

General Tax Rate Per \$100. **1.86**  
 State Equalized Tax Rate **1.78**

**MANSFIELD TOWNSHIP - BURLINGTON CO.**  
 Form of Government  
 Township Committee  
 Number of Members - 3

PER CAPITA:  
 Gross Debt **855.41**  
 Net Debt **204.70**  
 Debt Service **11.65**  
 Total Tax Levy **1,311.19**  
 Municipal Expenditures **364.77**

PER CENT:  
 Gross Debt **1.39**  
 Net Debt **.33**  
 Tax Levy Collected **94.28**  
 Tax Levy Cancelled, Abated or Adjusted **.91**

EXPENDITURES		REVENUES-REALIZED		1990 PROPERTY TAX	
<b>GENERAL GOVERNMENT</b>				<b>STATE EQUALIZED TAX RATE</b>	
Governing Body & Public Boards		1990 Property Taxes Collected	<b>4,789,450.00</b>	Local District School Taxes	<b>.57 1,573,950.47</b>
Municipal Clerk		1990 Payments in Lieu of Taxes		Regional & Consolidated School Tax	<b>.62 1,707,582.29</b>
Financial Administration	<b>41,084.00</b>	Delinquent Tax & Lien Collections	<b>151,992.00</b>	School Taxes in Municipal Budget	
Assessment of Taxes	<b>32,439.41</b>	Business Personalty Replacement Taxes	<b>30,529.00</b>	County Taxes	<b>.57 1,581,379.41</b>
Collection of Taxes	<b>26,474.00</b>	Taxes from Public Utilities	<b>336,616.00</b>	County Library Taxes	<b>.03 91,732.56</b>
Planning, Housing & Development	<b>5,330.00</b>	Other Miscellaneous Tax Revenues		Local Municipal Purpose Taxes	
Human Resources	<b>24,377.00</b>	State Aid Revenues	<b>16,279.00</b>	Veteran & Senior Citizen Taxes	<b>62,100.00</b>
Elections	<b>1,438.00</b>	Federal Aid Revenues		Total Taxes for Rate Computation	<b>1.79 5,016,744.73</b>
General Administration (other)	<b>388,019.83</b>	State and Local Fiscal Assistance Act Utilized		Special District Taxes	<b>4,893.00</b>
<b>JUDICIARY</b>		Sole of Acquired Property		Bank Corp. Taxes	
Municipal Courts	<b>118,873.00</b>	Other Miscellaneous Revenues	<b>1,063,611.00</b>	Added and Omitted Taxes	<b>119,994.00</b>
<b>PUBLIC SAFETY</b>		Total	<b>6,388,477.00</b>	Total Taxes Levied - ABSTRACT	<b>5,079,531.73</b>
Fire Protection	<b>52,100.00</b>	Prior Years Surplus Appropriated	<b>609,042.00</b>	Total Taxes Billed	<b>5,086,055.00</b>
Police Protection	<b>157,395.00</b>	REVENUES TOTAL	<b>6,997,519.00</b>	1990 TAXES COLLECTED	<b>4,789,450.00</b>
Civil Defense & Disaster Control	<b>3,575.00</b>	Reserve For Uncollected Taxes	<b>1,846.42</b>	1990 Taxes Cancelled, Abated or Adjusted	<b>46,052.00</b>
Environmental Inspection & Control	<b>61,075.00</b>	CAPITAL OUTLAY TOTAL	<b>210,214.00</b>	Transfer to Tax Title Liens or Foreclosed	<b>6,179.00</b>
Other Public Safety		Public Enterprises		Balance Outstanding Dec. 31, 1990	<b>238,374.00</b>
<b>PUBLIC WORKS</b>		Recreation—Culture	<b>17,254.00</b>	<b>PRIOR YEARS TAXES OUTSTANDING</b>	
Streets and Drainage	<b>75,500.00</b>	Public Works	<b>111,608.00</b>	Balance January 1, 1990	<b>152,964.00</b>
Sewers and Sewage Processing		Buildings and Grounds	<b>81,352.00</b>	Collected in 1990	<b>151,943.00</b>
Garbage and Trash Disposal	<b>112,500.00</b>	Library and Education		Cancelled, Abated or Adjusted 1990	<b>561.00</b>
Public Buildings and Grounds	<b>33,431.00</b>	Conservation		Transfers to Tax Title Liens or Foreclosed	<b>417.00</b>
Other Public Works		All Other		Balance December 31, 1990	<b>43.00</b>
<b>HEALTH and WELFARE</b>		CAPITAL DEBT AUTHORIZED, DECEMBER 31, 1990		TAX TITLE LIENS OUTSTANDING	
Health Services Except Environmental	<b>2,340.00</b>	ISSUED AND UNISSUED		Balance January 1, 1990	<b>16,540.00</b>
Welfare-Public Assistance	<b>16,675.00</b>	School	<b>2,520,872</b>	Transfer From Taxes	<b>6,643.00</b>
Hospital, Clinics, First Aid		Self-Liquidating	<b>793,000</b>	Redeemed in 1990	<b>49.00</b>
Animal, Insect, & Rodent Control	<b>2,637.00</b>	Other	<b>793,000</b>	Cancelled, Abated or Adjusted (1990)	
Other Welfare Services		Total	<b>3,313,872</b>	Transfers to Foreclosed Property	
<b>RECREATION and CONSERVATION</b>		ISSUED AND OUTSTANDING		Balance December 31, 1990	<b>23,134.00</b>
Beaches and Boardwalks		School	<b>2,520,872.57</b>	PROPERTY ACQUIRED BY DEED OR	
Parks, Playgrounds, Shade Trees		Self-Liquidating	<b>777,100.00</b>	FORECLOSURE	
Land Reclamation & Conservation	<b>14,726.00</b>	Other	<b>3,297,972.57</b>	Balance January 1, 1990	
Other Recreational Services	<b>30,665.00</b>	Total		Transfers From Taxes or Liens	
<b>EDUCATION (excluding schools)</b>		EQUALIZED VALUATION BASIS		Sale for Cash (1990)	
Libraries		FOR NET DEBT COMPUTATION	<b>238,290,163</b>	Cancelled, Abated or Adjusted (1990)	
Other Educational Services		REAL PROPERTY VALUATIONS		Balance December 31, 1990	
<b>STATUTORY EXPENDITURES</b>		Code Class # of Parcels % VAL'N ASSESSED VALUATION		CURRENT FINANCES DECEMBER 31, 1990	
Pensions & F. I. C. A.	<b>61,082.00</b>	1 Vacant Land 426 8.64	<b>22,757,000.00</b>	ASSETS	
Employee Fringe Benefits	<b>32,699.00</b>	2 Residential 1353 70.13	<b>184,746,300.00</b>	Cash Dec. 31, 1990	<b>1,637,574.00</b>
Other Statutory Expenditures	<b>500.00</b>	3 Farm 389 10.22	<b>26,915,500.00</b>	Taxes Receivable	<b>238,417.00</b>
CETA And Other Public Employment Programs		4a Commercial 69 8.81	<b>23,195,300.00</b>	Tax Title Liens	<b>23,134.00</b>
<b>MUNICIPAL FUNCTIONS TOTAL</b>	<b>1,295,035.24</b>	4b Industrial 3 1.60	<b>4,225,900.00</b>	Foreclosed Property	
<b>CAPITAL IMPROVEMENTS *MEMO*</b>	<b>1,000.00</b>	4c Apartments 10 .60	<b>1,582,200.00</b>	Emergencies & Other Deferred Charges	<b>5,000.00</b>
<b>DEBT SERVICE</b>		Total 2250	<b>263,422,700.00</b>	State and Federal Aid Receivable	
Principal Payments	<b>45,113.00</b>	Land Area 23.09 Sq. Miles		Other Receivables	<b>9,279.00</b>
Interest Payments		Net Valuation Taxable-Municipal	<b>265,335,185</b>	Total	<b>1,913,404.00</b>
<b>DEFERRED CHARGES</b>	<b>71,137.00</b>	Net Valuation Taxable-County	<b>274,014,376</b>	LIABILITIES, RESERVES, AND SURPLUS	
<b>SCHOOL, COUNTY, SPECIAL DISTRICT TAXES</b>	<b>4,959,537.73</b>	State Equalized Valuation	<b>277,441,405</b>	Cash Liabilities	<b>1,022,979.00</b>
<b>RESERVE FOR UNCOLLECTED TAXES</b>	<b>1,846.42</b>	State Equalization Ratio	<b>95.78</b>	Reserves for Receivables	<b>270,830.00</b>
<b>EXPENDITURES TOTAL</b>	<b>6,372,669.39</b>			Surplus Dec. 31, 1990	<b>619,595.00</b>
				Total	<b>1,913,404.00</b>

Population 1980 5,780  
 Population 1990 7,154  
 S & P Rating  
 Moody Rating

General Tax Rate Per \$100. 2.65  
 State Equalized Tax Rate 2.05

**MANSFIELD TOWNSHIP - WARREN CO.**  
**Form of Government**  
**Township Committee**  
**Number of Members - 5**

PER CAPITA:  
 Gross Debt 53.86  
 Net Debt 8.71  
 Debt Service  
 Total Tax Levy 996.36  
 Municipal Expenditures 309.29

PER CENT:  
 Gross Debt .12  
 Net Debt .02  
 Tax Levy Collected 94.17  
 Tax Levy Cancelled, Abated or Adjusted .12

EXPENDITURES		REVENUES-REALIZED		1990 PROPERTY TAX	
<b>GENERAL GOVERNMENT</b>				<b>STATE EQUALIZED TAX RATE</b>	
Governing Body & Public Boards		1990 Property Taxes Collected	6,716,855.09	Local District School Taxes	58 1,985,013.00
Municipal Clerk		1990 Payments in Lieu of Taxes		Regional & Consolidated School Tax	.61 2,100,809.59
Financial Administration	36,841.24	Delinquent Tax & Lien Collections	325,257.65	School Taxes in Municipal Budget	
Assessment of Taxes	3,060.00	Business Personalty Replacement Taxes	43,308.70	County Taxes	.61 2,093,472.15
Collection of Taxes	32,356.00	Taxes from Public Utilities	570,984.00	County Library Taxes	.03 103,955.75
Planning, Housing & Development	47,295.00	Other Miscellaneous Tax Revenues		Local Municipal Purpose Taxes	.22 754,389.92
Human Resources	30,464.00	State Aid Revenues	12,314.00	Veteran & Senior Citizen Taxes	
Elections	1,731.00	Federal Aid Revenues		Total Taxes for Rate Computation	2.05 7,076,790.41
General Administration (other)	294,265.00	State and Local Fiscal Assistance Act Utilized		Special District Taxes	
<b>JUDICIARY</b>		State and Local Fiscal Assistance Act Utilized		Bank Corp. Taxes	
Municipal Courts	42,273.00	Sale of Acquired Property		Added and Omitted Taxes	90,347.75
<b>PUBLIC SAFETY</b>		Other Miscellaneous Revenues	461,741.97	Total Taxes Levied - ABSTRACT	7,127,988.16
Fire Protection	97,800.50	Total	8,135,461.41	Total Taxes Billed	7,132,601.20
Police Protection	472,302.10	Prior Years Surplus Appropriated	400,000.00	1990 TAXES COLLECTED	6,716,855.09
Civil Defense & Disaster Control	500.00	REVENUES TOTAL	8,535,461.41	1990 Taxes Cancelled, Abated or Adjusted	8,445.65
Environmental Inspection & Control	30,160.00	Reserve For Uncollected Taxes	399,263.40	Transfer to Tax Title Liens or Foreclosed	31,966.95
Other Public Safety		CAPITAL OUTLAY TOTAL	269,229.92	Balance Outstanding Dec. 31, 1990	375,333.51
<b>PUBLIC WORKS</b>				<b>PRIOR YEARS TAXES OUTSTANDING</b>	
Streets and Drainage	382,514.66	Public Enterprises		Balance January 1, 1990	308,530.76
Sewers and Sewage Processing	12,735.00	Recreation-Culture		Collected in 1990	295,166.73
Garbage and Trash Disposal	16,319.00	Public Works	253,729.92	Cancelled, Abated or Adjusted 1990	765.72
Public Buildings and Grounds	24,300.00	Buildings and Grounds	15,500.00	Transfers to Tax Title Liens or Foreclosed	
Other Public Works		Library and Education		Balance December 31, 1990	12,598.31
<b>HEALTH and WELFARE</b>		Conservation		<b>TAX TITLE LIENS OUTSTANDING</b>	
Health Services Except Environmental	1,229.00	All Other		Balance January 1, 1990	169,465.60
Welfare-Public Assistance	10,060.00			Transfer From Taxes	31,966.95
Hospital, Clinics, First Aid	3,000.00			Redeemed in 1990	30,090.92
Animal, Insect, & Rodent Control	23,275.00			Cancelled, Abated or Adjusted (1990)	
Other Welfare Services				Transfers to Foreclosed Property	
<b>RECREATION and CONSERVATION</b>				Balance December 31, 1990	171,341.63
Beaches and Boardwalks				<b>PROPERTY ACQUIRED BY DEED OR</b>	
Parks, Playgrounds, Shade Trees				<b>FORECLOSURE</b>	
Land Reclamation & Conservation	4,643.00			Balance January 1, 1990	211,775.00
Other Recreational Services	13,100.00			Transfers From Taxes or Liens	
<b>EDUCATION (excluding schools)</b>				Sale for Cash (1990)	4,300.00
Libraries				Cancelled, Abated or Adjusted (1990)	
Other Educational Services				Balance December 31, 1990	207,475.00
<b>STATUTORY EXPENDITURES</b>				<b>CURRENT FINANCES DECEMBER 31, 1990</b>	
Pensions & F. I. C. A.	145,639.33			<b>ASSETS</b>	
Employee Fringe Benefits	74,000.00			Cash Dec. 31, 1990	2,617,148.07
Other Statutory Expenditures				Taxes Receivable	387,931.82
<b>CETA And Other Public Employment Programs</b>				Tax Title Liens	171,341.63
<b>MUNICIPAL FUNCTIONS</b>				Foreclosed Property	207,475.00
<b>CAPITAL IMPROVEMENTS</b>				Emergencies & Other Deferred Charges	11,331.89
<b>DEBT SERVICE</b>				State and Federal Aid Receivable	66,561.00
Principal Payments				Other Receivables	43,490.88
Interest Payments				Total	3,505,280.29
<b>DEFERRED CHARGES</b>				<b>LIABILITIES, RESERVES, AND SURPLUS</b>	
SCHOOL, COUNTY, SPECIAL DISTRICT TAXES	7,432.46			Cash Liabilities	2,109,439.55
RESERVE FOR UNCOLLECTED TAXES	6,233,250.49			Reserves for Receivables	810,239.33
<b>EXPENDITURES</b>				Surplus Dec. 31, 1990	585,601.41
<b>TOTAL</b>	8,495,919.18			Total	3,505,280.29

Population 1980 433  
 Population 1990 334  
 S & P Rating  
 Moody Rating

General Tax Rate Per \$100. 1.21  
 State Equalized Tax Rate .66

MANTOLOKING BOROUGH - OCEAN CO.  
 Form of Government  
 Borough Council  
 Number of Members - 6

PER CAPITA:  
 Gross Debt 1,170.62  
 Net Debt 1,170.62  
 Debt Service 342.29  
 Total Tax Levy 8,832.02  
 Municipal Expenditures 4,523.96

PER CENT:  
 Gross Debt .09  
 Net Debt .09  
 Tax Levy Collected 96.07  
 Tax Levy Cancelled, Abated or Adjusted .02

EXPENDITURES		REVENUES-REALIZED		1990 PROPERTY TAX	
<b>GENERAL GOVERNMENT</b>				<b>STATE EQUALIZED TAX RATE</b>	
Governing Body & Public Boards		1990 Property Taxes Collected	2,852,675.15	Local District School Taxes	116,563.00
Municipal Clerk	46,300.00	1990 Payments in Lieu of Taxes	1,492.87	Regional & Consolidated School Tax	
Financial Administration	15,500.00	Delinquent Tax & Lien Collections	75,348.02	School Taxes in Municipal Budget	
Assessment of Taxes	36,200.00	Business Personalty Replacement Taxes	1,129.48	County Taxes	* 1,649,359.06
Collection of Taxes	9,800.00	Taxes from Public Utilities	114,513.00	County Library Taxes	.02 109,987.42
Planning, Housing & Development	7,300.00	Other Miscellaneous Tax Revenues		Local Municipal Purpose Taxes	.24 1,062,802.72
Human Resources	39,953.21	State Aid Revenues	10,667.53	Veteran & Senior Citizen Taxes	2,600.00
Elections		Federal Aid Revenues		Total Taxes for Rate Computation	.66 2,941,312.20
General Administration (other)	156,100.00	State and Local Fiscal Assistance Act Utilized		Special District Taxes	
<b>JUDICIARY</b>		Sole of Acquired Property		Bank Corp. Taxes	
Municipal Courts	21,700.00	Other Miscellaneous Revenues		Added and Omitted Taxes	11,182.33
<b>PUBLIC SAFETY</b>		Total	3,309,169.13	Total Taxes Levied - ABSTRACT	2,949,894.53
Fire Protection	31,300.00	Prior Years Surplus Appropriated	30,000.00	Total Taxes Billed	2,951,087.80
Police Protection	325,543.73	REVENUES TOTAL	3,339,169.13	1990 TAXES COLLECTED	2,852,675.15
Civil Defense & Disaster Control	500.00	Reserve For Uncollected Taxes	93,000.00	1990 Taxes Cancelled, Abated or Adjusted	619.33
Environmental Inspection & Control	11,900.00	<b>CAPITAL OUTLAY TOTAL</b>	93,283.42	Transfer to Tax Title Liens or Foreclosed	
Other Public Safety				Balance Outstanding Dec. 31, 1990	97,793.32
<b>PUBLIC WORKS</b>		Public Enterprises		<b>PRIOR YEARS TAXES OUTSTANDING</b>	
Streets and Drainage	85,200.00	Recreation-Culture		Balance January 1, 1990	87,202.77
Sewers and Sewage Processing	148,233.00	Public Works	9,117.14	Collected in 1990	75,398.02
Gorbage and Trash Disposal	173,800.00	Buildings and Grounds	34,171.28	Cancelled, Abated or Adjusted 1990	
Public Buildings and Grounds	52,299.00	Library and Education		Transfers to Tax Title Liens or Foreclosed	
Other Public Works		Conservation		Balance December 31, 1990	11,804.75
<b>HEALTH and WELFARE</b>		All Other		<b>TAX TITLE LIENS OUTSTANDING</b>	
Health Services Except Environmental	200.00	<b>CAPITAL DEBT AUTHORIZED, DECEMBER 31, 1990</b>		Balance January 1, 1990	
Welfare-Public Assistance	500.00	<b>ISSUED AND UNISSUED GROSS DEBT NET DEBT</b>		Transfer From Taxes	
Hospital, Clinics, First Aid	200.00	School		Redeemed in 1990	
Animal, Insect, & Rodent Control		Self-Liquidating		Cancelled, Abated or Adjusted (1990)	
Other Welfare Services		Other	390,987	Transfers to Foreclosed Property	
<b>RECREATION and CONSERVATION</b>		Total	390,987	Balance December 31, 1990	
Beaches and Boardwalks	23,500.00	<b>ISSUED AND OUTSTANDING</b>		<b>PROPERTY ACQUIRED BY DEED OR FORECLOSURE</b>	
Parks, Playgrounds, Shade Trees		School		Balance January 1, 1990	
Land Reclamation & Conservation		Self-Liquidating		Transfers From Taxes or Liens	
Other Recreational Services		Other	207,300.00	Sole for Cash (1990)	
<b>EDUCATION (excluding schools)</b>		Total	207,300.00	Cancelled, Abated or Adjusted (1990)	
Libraries		<b>EQUALIZED VALUATION BASIS FOR NET DEBT COMPUTATION</b>	426,453,192	Balance December 31, 1990	
Other Educational Services		<b>REAL PROPERTY VALUATIONS</b>		<b>CURRENT FINANCES DECEMBER 31, 1990</b>	
<b>STATUTORY EXPENDITURES</b>		<b>Code Class # of Parcels % VAL'N ASSESSED VALUATION</b>		<b>ASSETS</b>	
Pensions & F. L. C. A.	64,100.00	1 Vacant Land 77 5.54 13,417,400.00		Cash Dec. 31, 1990	640,719.06
Employee Fringe Benefits	32,500.00	2 Residential 491 93.05 225,547,200.00		Taxes Receivable	109,598.07
Other Statutory Expenditures		3 Farm 6 1.41 3,429,600.00		Tax Title Liens	
<b>CETA And Other Public Employment Programs</b>		4a Commercial 4b Industrial 4c Apartments		Foreclosed Property	
<b>MUNICIPAL FUNCTIONS</b>		Total 574 242,394,200.00		Emergencies & Other Deferred Charges	28,050.00
<b>CAPITAL IMPROVEMENTS</b>		Land Area = 44 Sq. Miles		State and Federal Aid Receivable	
<b>DEBT SERVICE</b>		Net Valuation Taxable-Municipal	242,566,459	Other Receivables	2,518.89
Principal Payments	94,642.00	Net Valuation Taxable-County	431,722,013	Total	780,886.02
Interest Payments	19,682.63	State Equalized Valuation	446,159,748	<b>LIABILITIES, RESERVES, AND SURPLUS</b>	
<b>DEFERRED CHARGES</b>		State Equalization Ratio	54.35	Cash Liabilities	421,507.35
<b>SCHOOL, COUNTY, SPECIAL DISTRICT TAXES</b>				Reserves for Receivables	112,116.96
<b>RESERVE FOR UNCOLLECTED TAXES</b>				Surplus Dec. 31, 1990	247,261.71
<b>EXPENDITURES TOTAL</b>	3,386,913.05			Total	780,886.02



0310  
 Population 1980 9,193  
 Population 1990 10,074  
 S & P Rating  
 Moody Rating

General Tax Rate Per \$100. 3.58  
 State Equalized Tax Rate 2.49

**MANTUA TOWNSHIP - GLOUCESTER CO.**  
 Form of Government  
 Township Committee  
 Number of Members - 5

PER CAPITA:  
 Gross Debt 277.83  
 Net Debt 168.40  
 Debt Service 29.69  
 Total Tax Levy 1,007.25  
 Municipal Expenditures 460.69  
 PER CENT:  
 Gross Debt .88  
 Net Debt .54  
 Tax Levy Collected 92.45  
 Tax Levy Cancelled, Abated or Adjusted .71

EXPENDITURES		REVENUES-REALIZED		1990 PROPERTY TAX	
<b>GENERAL GOVERNMENT</b>				<b>STATE EQUALIZED TAX RATE</b>	
Governing Body & Public Boards		1990 Property Taxes Collected	9,410,526.25	Local District School Taxes	.60
Municipal Clerk		1990 Payments in Lieu of Taxes		Regional & Consolidated School Tax	.66
Financial Administration	39,007.00	Delinquent Tax & Lien Collections	520,750.42	School Taxes in Municipal Budget	
Assessment of Taxes	40,308.00	Business Personality Replacement Taxes	60,696.04	County Taxes	.63
Collection of Taxes	43,651.00	Taxes from Public Utilities	585,539.00	County Library Taxes	.02
Planning, Housing & Development	38,249.00	Other Miscellaneous Tax Revenues		Local Municipal Purpose Taxes	.57
Human Resources	45,735.77	State Aid Revenues	229,894.97	Veteran & Senior Citizen Taxes	
Elections		Federal Aid Revenues		Total Taxes for Rate Computation	2.48
General Administration (other)	573,595.35	State and Local Fiscal Assistance Act Utilized		Special District Taxes	
<b>JUDICIARY</b>		Sale of Acquired Property		Bank Corp. Taxes	
Municipal Courts	41,073.97	Other Miscellaneous Revenues	712,176.15	Added and Omitted Taxes	507,222.15
<b>PUBLIC SAFETY</b>		Total	11,519,582.83	Total Taxes Levied - ABSTRACT	10,146,997.98
Fire Protection	101,605.00	Prior Years Surplus Appropriated	800,000.00	Total Taxes Billed	10,179,023.76
Police Protection	920,037.72	<b>REVENUES TOTAL</b>	12,319,582.83	<b>1990 TAXES COLLECTED</b>	9,410,526.25
Civil Defense & Disaster Control		Reserve For Uncollected Taxes	580,500.00	1990 Taxes Cancelled, Abated or Adjusted	72,730.04
Environmental Inspection & Control	129,449.00	<b>CAPITAL OUTLAY TOTAL</b>	223,763.86	Transfer to Tax Title Liens or Foreclosed	70,843.34
Other Public Safety				Balance Outstanding Dec. 31, 1990	624,924.13
<b>PUBLIC WORKS</b>				<b>PRIOR YEARS TAXES OUTSTANDING</b>	
Streets and Drainage	304,875.00	Public Enterprises		Balance January 1, 1990	586,203.09
Sewers and Sewage Processing	1,887.00	Recreation-Culture	20,071.10	Collected in 1990	504,155.98
Garbage and Trash Disposal	829,413.00	Public Works	12,622.00	Cancelled, Abated or Adjusted 1990	8,897.44
Public Buildings and Grounds	32,601.00	Buildings and Grounds	191,070.76	Transfers to Tax Title Liens or Foreclosed	34,248.49
Other Public Works	32,000.00	Library and Education		Balance December 31, 1990	38,901.18
<b>HEALTH and WELFARE</b>		Conservation		<b>TAX TITLE LIENS OUTSTANDING</b>	
Health Services Except Environmental	4,626.00	All Other		Balance January 1, 1990	103,273.45
Welfare-Public Assistance	5,000.00	<b>CAPITAL DEBT AUTHORIZED, DECEMBER 31, 1990</b>		Transfer From Taxes	108,870.82
Hospital, Clinics, First Aid		<b>ISSUED AND UNISSUED</b>	<b>GROSS DEBT</b>	Redeemed in 1990	16,594.44
Animal, Insect, & Rodent Control		School	1,102,317	Cancelled, Abated or Adjusted (1990)	
Other Welfare Services		Self-Liquidating		Transfers to Foreclosed Property	
<b>RECREATION and CONSERVATION</b>		Other	1,696,500	Balance December 31, 1990	195,549.83
Beaches and Boardwalks		Total	2,798,817	<b>PROPERTY ACQUIRED BY DEED OR FORECLOSURE</b>	
Parks, Playgrounds, Shade Trees		<b>ISSUED AND OUTSTANDING</b>		Balance January 1, 1990	2,042,650.00
Land Reclamation & Conservation	9,755.69	School	1,102,317.06	Transfers From Taxes or Liens	
Other Recreational Services	16,975.00	Self-Liquidating		Sale for Cash (1990)	
<b>EDUCATION (excluding schools)</b>		Other	1,459,500.00	Cancelled, Abated or Adjusted (1990)	
Libraries		Total	2,561,817.06	Balance December 31, 1990	2,042,650.00
Other Educational Services	4,000.00	<b>EQUALIZED VALUATION BASIS</b>		<b>CURRENT FINANCES DECEMBER 31, 1990</b>	
<b>STATUTORY EXPENDITURES</b>		<b>FOR NET DEBT COMPUTATION</b>	316,511,389	<b>ASSETS</b>	
Pensions & F. I. C. A.	210,142.86	<b>REAL PROPERTY VALUATIONS</b>		Cash Dec. 31, 1990	1,998,290.04
Employee Fringe Benefits	193,000.00	Code Class # of Parcels % VAL'N	<b>ASSESSED VALUATION</b>	Taxes Receivable	663,825.31
Other Statutory Expenditures	12,000.00	1 Vacant Land 903 6.76	17,491,500.00	Tax Title Liens	195,549.83
CETA And Other Public Employment Programs		2 Residential 2909 73.93	191,262,100.00	Foreclosed Property	2,042,650.00
<b>MUNICIPAL FUNCTIONS TOTAL</b>	3,630,157.34	3 Farm 332 4.95	12,827,700.00	Emergencies & Other Deferred Charges	46,284.92
<b>CAPITAL IMPROVEMENTS *MEMO*</b>	40,000.00	4a Commercial 131 11.25	29,107,800.00	State and Federal Aid Receivable	7,953.54
<b>DEBT SERVICE</b>		4b Industrial 10 2.91	7,526,700.00	Other Receivables	51,411.50
Principal Payments	185,000.00	4c Apartments 5 .20	508,500.00	Total	5,005,965.14
Interest Payments	114,108.05	Total 4290	258,724,300.00	<b>LIABILITIES, RESERVES, AND SURPLUS</b>	
<b>DEFERRED CHARGES</b>	131,224.41	Land Area 15.96 Sq. Miles		Cash Liabilities	886,212.55
SCHOOL, COUNTY, SPECIAL DISTRICT TAXES	7,410,077.56	Net Valuation Taxable-Municipal	262,611,896	Reserves for Receivables	2,953,436.64
RESERVE FOR UNCOLLECTED TAXES	580,500.00	Net Valuation Taxable-County	344,229,287	Surplus Dec. 31, 1990	1,166,315.95
<b>EXPENDITURES TOTAL</b>	12,051,067.36	State Equalized Valuation	386,106,978	Total	5,005,965.14
		State Equalization Ratio	67.69		

**1811**  
 Population 1980 **11,278**  
 Population 1990 **10,567**  
 S & P Rating  
 Moody Rating **BAA**

General Tax Rate Per \$100. **4.37**  
 State Equalized Tax Rate **2.04**

**MANVILLE BOROUGH - SOMERSET CO.**  
 Form of Government  
 Borough Council  
 Number of Members - 6

PER CAPITA:  
 Gross Debt **941.09**  
 Net Debt **854.41**  
 Debt Service **30.30**  
 Total Tax Levy **1,107.59**  
 Municipal Expenditures **585.57**

PER CENT:  
 Gross Debt **1.81**  
 Net Debt **1.65**  
 Tax Levy Collected **95.79**  
 Tax Levy Cancelled, Abated or Adjusted **.13**

EXPENDITURES		REVENUES-REALIZED		1990 PROPERTY TAX	
<b>GENERAL GOVERNMENT</b>				<b>STATE EQUALIZED TAX RATE</b>	
Governing Body & Public Boards		1990 Property Taxes Collected	<b>11,215,181.51</b>	Local District Schaal Taxes	<b>1.14</b> 6,523,693.82
Municipal Clerk		1990 Payments in Lieu of Taxes		Regional & Consolidated Schaal Tax	
Financial Administration	<b>81,650.00</b>	Delinquent Tax & Lien Collections	<b>435,173.41</b>	Schaal Taxes in Municipal Budget	
Assessment of Taxes	<b>22,000.00</b>	Business Personality Replacement Taxes	<b>603,076.20</b>	County Taxes	<b>.39</b> * 2,241,679.53
Collection of Taxes	<b>70,302.00</b>	Taxes from Public Utilities	<b>469,931.00</b>	County Library Taxes	
Planning, Housing & Development	<b>17,550.00</b>	Other Miscellaneous Tax Revenues		Local Municipal Purpose Taxes	<b>.51</b> 2,921,305.11
Human Resources	<b>32,991.08</b>	State Aid Revenues	<b>792,191.59</b>	Veteran & Senior Citizen Taxes	207,350.00
Elections	<b>2,500.00</b>	State and Local Fiscal Assistance Act Utilized		Total Taxes for Rate Computation	<b>2.04</b> 11,894,028.46
General Administration (other)	<b>740,123.00</b>	Sale of Acquired Property		Special District Taxes	
<b>JUDICIARY</b>		Other Miscellaneous Revenues	<b>580,234.79</b>	Bank Corp. Taxes	
Municipal Courts	<b>75,421.53</b>			Added and Omitted Taxes	17,193.75
<b>PUBLIC SAFETY</b>		<b>Total</b>	<b>14,100,843.50</b>	Total Taxes Levied - ABSTRACT	<b>11,703,372.21</b>
Fire Protection	<b>71,314.50</b>	Prior Years Surplus Appropriated	<b>325,000.00</b>	Total Taxes Billed	<b>11,702,091.86</b>
Police Protection	<b>1,083,278.77</b>	<b>REVENUES TOTAL</b>	<b>14,425,843.50</b>	<b>1990 TAXES COLLECTED</b>	<b>11,215,181.51</b>
Civil Defense & Disaster Control	<b>3,200.00</b>	Reserve For Uncollected Taxes	<b>602,000.00</b>	1990 Taxes Cancelled, Abated or Adjusted	15,551.93
Environmental Inspection & Control	<b>3,300.00</b>	<b>CAPITAL OUTLAY TOTAL</b>	<b>2,900,698.37</b>	Transfer to Tax Title Liens or Foreclosed	21,300.74
Other Public Safety				Balance Outstanding Dec. 31, 1990	456,057.68
<b>PUBLIC WORKS</b>				<b>PRIOR YEARS TAXES OUTSTANDING</b>	
Streets and Drainage	<b>546,310.00</b>	Public Enterprises	<b>11,912.28</b>	Balance January 1, 1990	455,010.41
Sewers and Sewage Processing	<b>313,457.00</b>	Recreation—Culture	<b>3,727.95</b>	Collected in 1990	435,173.41
Garbage and Trash Disposal	<b>306,862.00</b>	Public Works	<b>2,328,135.32</b>	Cancelled, Abated or Adjusted 1990	8,596.92
Public Buildings and Grounds	<b>68,147.00</b>	Buildings and Grounds	<b>556,922.82</b>	Transfers to Tax Title Liens or Foreclosed	11,246.09
Other Public Works	<b>32,000.00</b>	Library and Education		Balance December 31, 1990	
<b>HEALTH and WELFARE</b>		Conservation		<b>TAX TITLE LIENS OUTSTANDING</b>	
Health Services Except Environmental	<b>68,918.00</b>	All Other		Balance January 1, 1990	42,798.22
Welfare—Public Assistance	<b>25,547.00</b>			Transfer From Taxes	34,787.72
Hospital, Clinics, First Aid		<b>CAPITAL DEBT AUTHORIZED, DECEMBER 31, 1990</b>		Redeemed in 1990	
Animal, Insect, & Rodent Control		<b>ISSUED AND UNISSUED</b>		Cancelled, Abated or Adjusted (1990)	
Other Welfare Services		<b>GROSS DEBT</b>		Transfers to Foreclosed Property	
<b>RECREATION and CONSERVATION</b>		Schaal	<b>916,000.00</b>	Balance December 31, 1990	77,775.94
Beaches and Boardwalks		Self-Liquidating	<b>252,451</b>	<b>PROPERTY ACQUIRED BY DEED OR FORECLOSURE</b>	
Parks, Playgrounds, Shade Trees	<b>140,465.00</b>	Other	<b>8,776,050</b>	Balance January 1, 1990	32,145.00
Land Reclamation & Conservation		<b>Total</b>	<b>9,944,501</b>	Transfers From Taxes or Liens	
Other Recreational Services	<b>11,000.00</b>			Sale for Cash (1990)	
<b>EDUCATION (excluding schools)</b>		<b>ISSUED AND OUTSTANDING</b>		Cancelled, Abated or Adjusted (1990)	
Libraries	<b>186,117.00</b>	Schaal	<b>916,000.00</b>	Balance December 31, 1990	32,145.00
Other Educational Services		Self-Liquidating	<b>228,778.28</b>	<b>CURRENT FINANCES DECEMBER 31, 1990</b>	
<b>STATUTORY EXPENDITURES</b>		Other	<b>7,551,139.00</b>	<b>ASSETS</b>	
Pensions & F. I. C. A.	<b>351,973.75</b>	<b>Total</b>	<b>8,695,917.28</b>	Cash Dec. 31, 1990	1,328,567.42
Employee Fringe Benefits	<b>307,100.00</b>	<b>EQUALIZED VALUATION BASIS</b>	<b>548,072,130</b>	Taxes Receivable	456,057.68
Other Statutory Expenditures		<b>FOR NET DEBT COMPUTATION</b>		Tax Title Liens	77,775.94
CETA And Other Public Employment Programs		<b>REAL PROPERTY VALUATIONS</b>		Foreclosed Property	32,145.00
<b>MUNICIPAL FUNCTIONS</b>		<b>Code Class # of Parcels % VAL'N</b>		Emergencies & Other Deferred Charges	4,400.00
<b>CAPITAL IMPROVEMENTS</b>	<b>5,062,027.63</b>	1 Vacant Land 237 1.44	<b>3,852,575.00</b>	State and Federal Aid Receivable	223.39
<b>DEBT SERVICE</b>		2 Residential 3243 31.93	<b>218,932,550.00</b>	Other Receivables	104,409.85
Principal Payments	<b>174,000.00</b>	3 Farm 6	<b>6,830.00</b>	<b>Total</b>	<b>2,003,579.28</b>
Interest Payments	<b>146,131.08</b>	4a Commercial 127 7.68	<b>20,531,200.00</b>	<b>LIABILITIES, RESERVES, AND SURPLUS</b>	
		4b Industrial 22 8.32	<b>22,231,150.00</b>	Cash Liabilities	1,035,134.23
		4c Apartments 10 .62	<b>1,656,150.00</b>	Reserves for Receivables	670,388.47
		<b>Total 3645</b>	<b>267,210,455.00</b>	Surplus Dec. 31, 1990	292,056.58
<b>DEFERRED CHARGES</b>	<b>203,432.25</b>	Land Area 2.50 Sq. Miles		<b>Total</b>	<b>2,003,579.28</b>
<b>SCHOOL, COUNTY, SPECIAL DISTRICT TAXES</b>	<b>8,765,373.35</b>	Net Valuation Taxable-Municipal	<b>267,526,193</b>		
<b>RESERVE FOR UNCOLLECTED TAXES</b>	<b>602,000.00</b>	Net Valuation Taxable-County	<b>581,183,254</b>		
<b>EXPENDITURES TOTAL</b>	<b>14,953,064.31</b>	State Equalized Valuation	<b>573,359,819</b>		
		State Equalization Ratio	<b>46.63</b>		



0319

Population 1980 20,525  
 Population 1990 19,211  
 S & P Rating A  
 Moody Rating A

General Tax Rate Per \$100. 2.26  
 State Equalized Tax Rate 2.26

MAPLE SHADE TWP. - BURLINGTON CO.  
 Form of Government  
 Council-Manager Plan E (OMCL 50)  
 Number of Members - 5

PER CAPITA:  
 Gross Debt 1,379.62  
 Net Debt 571.45  
 Debt Service 43.98  
 Total Tax Levy 816.29  
 Municipal Expenditures 317.48

PER CENT:  
 Gross Debt 3.91  
 Net Debt 1.62  
 Tax Levy Collected 96.62  
 Tax Levy Cancelled, Abated or Adjusted .55

EXPENDITURES		REVENUES-REALIZED		1990 PROPERTY TAX	
GENERAL GOVERNMENT				STATE EQUALIZED TAX RATE 1.17	
Governing Body & Public Boards	9,907.00	1990 Property Taxes Collected 15,157,901.41		Local District School Taxes	8,109,530.25
Municipal Clerk	63,414.00	1990 Payments in Lieu of Taxes		Regional & Consolidated School Tax	
Financial Administration	33,134.24	Delinquent Tax & Lien Collections 334,120.09		School Taxes in Municipal Budget	
Assessment of Taxes	90,237.00	Business Personalty Replacement Taxes 114,045.16		County Taxes	3,953,177.66
Collection of Taxes	66,965.00	Taxes from Public Utilities 1,000,027.00		County Library Taxes	232,900.35
Planning, Housing & Development	16,790.00	Other Miscellaneous Tax Revenues		Local Municipal Purpose Taxes	3,363,000.00
Human Resources	92,589.69	State Aid Revenues 166,640.99		Veteran & Senior Citizen Taxes	263,550.00
Elections		Federal Aid Revenues		Total Taxes for Rate Computation 2.25	15,922,158.26
General Administration (other)	374,328.00	State and Local Fiscal Assistance Act Utilized		Special District Taxes	
JUDICIARY		Sole of Acquired Property		Bank Corp. Taxes	
Municipal Courts	47,979.00	Other Miscellaneous Revenues 827,437.88		Added and Omitted Taxes	23,214.49
PUBLIC SAFETY		Total 17,600,172.53		Total Taxes Levied - ABSTRACT	15,681,822.75
Fire Protection	126,923.36	Prior Years Surplus Appropriated 650,000.00		Total Taxes Billed	15,687,749.15
Police Protection	318,716.88	REVENUES TOTAL 18,250,172.53		1990 TAXES COLLECTED	15,157,901.41
Civil Defense & Disaster Control	9,315.00	Reserve For Uncollected Taxes 712,225.35		1990 Taxes Cancelled, Abated or Adjusted	86,675.32
Environmental Inspection & Control	119,121.00	CAPITAL OUTLAY TOTAL 579,822.57		Transfer to Tax Title Liens or Foreclosed	38,124.98
Other Public Safety				Balance Outstanding Dec. 31, 1990	405,047.44
PUBLIC WORKS		Public Enterprises		PRIOR YEARS TAXES OUTSTANDING	
Streets and Drainage	117,600.00	Recreation-Culture		Balance January 1, 1990	398,317.00
Sewers and Sewage Processing	637,000.00	Public Works		Collected in 1990	334,120.09
Gorboge and Trash Disposal		Buildings and Grounds 280,707.68		Cancelled, Abated or Adjusted 1990	24,798.68
Public Buildings and Grounds	41,470.00	Library and Education 299,114.39		Transfers to Tax Title Liens or Foreclosed	38,182.88
Other Public Works	383,585.00	Conservation		Balance December 31, 1990	1,215.35
HEALTH and WELFARE		All Other		TAX TITLE LIENS OUTSTANDING	
Health Services Except Environmental	1,369,638.00	CAPITAL DEBT AUTHORIZED, DECEMBER 31, 1990		Balance January 1, 1990	18.53
Welfare-Public Assistance	54,000.00	ISSUED AND UNISSUED GROSS DEBT NET DEBT		Transfer From Taxes	84,584.56
Hospital, Clinics, First Aid		School 400,000		Redeemed in 1990	
Animal, Insect, & Rodent Control		Self-Liquidating 22,707,946		Cancelled, Abated or Adjusted (1990)	18.53
Other Welfare Services		Other 3,395,942		Transfers to Foreclosed Property	
RECREATION and CONSERVATION		Total 26,503,888		Balance December 31, 1990	84,584.56
Beaches and Boardwalks		ISSUED AND OUTSTANDING		PROPERTY ACQUIRED BY DEED OR FORECLOSURE	
Parks, Playgrounds, Shade Trees		School 400,000.00		Balance January 1, 1990	45,837.87
Land Reclamation & Conservation		Self-Liquidating 21,175,909.59		Transfers From Taxes or Liens	
Other Recreational Services	32,700.00	Other 3,395,692.00		Sole for Cosh (1990)	
EDUCATION (excluding schools)		Total 24,971,601.59		Cancelled, Abated or Adjusted (1990)	
Libraries	37,656.00	EQUALIZED VALUATION BASIS		Balance December 31, 1990	45,837.87
Other Educational Services		FOR NET DEBT COMPUTATION		CURRENT FINANCES DECEMBER 31, 1990	
STATUTORY EXPENDITURES		REAL PROPERTY VALUATIONS		ASSETS	
Pensions & F. I. C. A.	272,203.48	Code Class # of Parcels % VAL'N ASSESSED VALUATION		Cosh Dec. 31, 1990	2,183,839.75
Employee Fringe Benefits	222,000.00	1 Vacant Land 189 1.47 10,120,500.00		Taxes Receivable	406,262.79
Other Statutory Expenditures		2 Residential 4571 59.27 409,306,000.00		Tax Title Liens	84,584.56
CETA And Other Public Employment Programs		3a Form 2 .01 93,400.00		Foreclosed Property	45,837.87
MUNICIPAL FUNCTIONS TOTAL 4,537,302.65		4a Commercial 231 17.69 122,173,400.00		Emergencies & Other Deferred Charges	18,000.00
CAPITAL IMPROVEMENTS *MEMO* 47,000.00		4b Industrial 26 1.78 12,298,500.00		State and Federal Aid Receivable	15,447.01
DEBT SERVICE		4c Apartments 24 19.73 136,619,800.00		Other Receivables	189,424.66
Principal Payments 555,664.00		Total 5043 690,611,600.00		Total	2,943,396.64
Interest Payments 239,170.33		Land Area 3.72 Sq. Miles		LIABILITIES, RESERVES, AND SURPLUS	
DEFERRED CHARGES 4,827.00		Net Valuation Taxable-Municipal 692,839,892		Cash Liabilities	694,520.37
SCHOOL, COUNTY, SPECIAL DISTRICT TAXES 12,295,608.26		Net Valuation Taxable-County 695,696,741		Reserves for Receivables	726,109.88
RESERVE FOR UNCOLLECTED TAXES 712,225.35		State Equalized Valuation 693,808,104		Surplus Dec. 31, 1990	1,522,766.39
EXPENDITURES TOTAL 18,394,798.09		State Equalization Ratio 99.86		Total	2,943,396.64



0711  
 Population 1980 22,950  
 Population 1990 21,652  
 S & P Rating  
 Moody Rating AA  
 General Tax Rate Per \$100. 6.62  
 State Equalized Tax Rate 2.41

MAPLEWOOD TOWNSHIP. - ESSEX COUNTY  
 Form of Government  
 Township Committee  
 Number of Members - 5

PER CAPITA:  
 Gross Debt 632.51  
 Net Debt 333.61  
 Debt Service 47.95  
 Total Tax Levy 1,672.57  
 Municipal Expenditures 707.89  
 PER CENT:  
 Gross Debt 2.29  
 Net Debt 1.15  
 Tax Levy Collected 98.15  
 Tax Levy Cancelled, Abated or Adjusted .08

EXPENDITURES		REVENUES-REALIZED		1990 PROPERTY TAX	
<b>GENERAL GOVERNMENT</b>				<b>STATE EQUALIZED TAX RATE</b>	
Governing Body & Public Boards		1990 Property Taxes Collected	35,685,490.02	Local District School Taxes	1.15
Municipal Clerk		1990 Payments in Lieu of Taxes	433,042.56	Regional & Consolidated School Tax	
Financial Administration	83,636.52	Delinquent Tax & Lien Collections	655,160.65	School Taxes in Municipal Budget	
Assessment of Taxes	80,333.80	Business Personalty Replacement Taxes	296,571.72	County Taxes	.59
Collection of Taxes	95,749.05	Taxes from Public Utilities	1,216,759.00	County Library Taxes	
Planning, Housing & Development	25,632.37	Other Miscellaneous Tax Revenues		Local Municipal Purpose Taxes	.67
Human Resources	273,984.34	State Aid Revenues	220,066.23	Veteran & Senior Citizen Taxes	
Elections		Federal Aid Revenues		Total Taxes for Rate Computation	2.41
General Administration (other)	1,763,375.52	State and Local Fiscal Assistance Act Utilized		Special District Taxes	
<b>JUDICIARY</b>		Sale of Acquired Property		Bank Corp. Taxes	
Municipal Courts	131,807.38	Other Miscellaneous Revenues		Added and Omitted Taxes	67,492.52
<b>PUBLIC SAFETY</b>		Total	41,056,463.80	Total Taxes Levied - ABSTRACT	36,344,368.93
Fire Protection	1,886,919.73	Prior Years Surplus Appropriated	500,000.00	Total Taxes Billed	36,359,418.20
Police Protection	2,453,890.98	REVENUES TOTAL	41,556,463.80	1990 TAXES COLLECTED	35,685,490.02
Civil Defense & Disaster Control	19,481.56	Reserve For Uncollected Taxes	1,169,948.08	1990 Taxes Cancelled, Abated or Adjusted	29,302.65
Environmental Inspection & Control	196,431.96	CAPITAL OUTLAY TOTAL	1,408,854.73	Transfer to Tax Title Liens or Foreclosed	12,055.02
Other Public Safety				Balance Outstanding Dec. 31, 1990	632,570.51
<b>PUBLIC WORKS</b>				<b>PRIOR YEARS TAXES OUTSTANDING</b>	
Streets and Drainage	490,769.74	Public Enterprises		Balance January 1, 1990	655,701.69
Sewers and Sewage Processing	989,215.98	Recreation-Culture		Collected in 1990	641,341.76
Gorbage and Trash Disposal	661,428.88	Public Works	240,712.39	Cancelled, Abated or Adjusted 1990	
Public Buildings and Grounds	364,631.99	Buildings and Grounds	1,163,152.34	Transfers to Tax Title Liens or Foreclosed	10,850.10
Other Public Works	441,768.01	Library and Education		Balance December 31, 1990	3,009.83
<b>HEALTH and WELFARE</b>		Conservation		<b>TAX TITLE LIENS OUTSTANDING</b>	
Health Services Except Environmental	149,755.49	All Other		Balance January 1, 1990	16,512.38
Welfare-Public Assistance	22,446.38			Transfer From Taxes	25,531.44
Hospital, Clinics, First Aid				Redeemed in 1990	13,318.89
Animol, Insect, & Rodent Control				Cancelled, Abated or Adjusted (1990)	
Other Welfare Services				Transfers to Foreclosed Property	
<b>RECREATION and CONSERVATION</b>				Balance December 31, 1990	28,724.93
Beaches and Boardwalks				<b>PROPERTY ACQUIRED BY DEED OR FORECLOSURE</b>	
Parks, Playgrounds, Shode Trees	455,855.89			Balance January 1, 1990	7,003.00
Land Reclamation & Conservation				Transfers From Taxes or Liens	
Other Recreational Services	144,283.32			Sale for Cash (1990)	
<b>EDUCATION (excluding schools)</b>				Cancelled, Abated or Adjusted (1990)	
Libraries	669,785.00			Balance December 31, 1990	7,003.00
Other Educational Services				<b>CURRENT FINANCES DECEMBER 31, 1990</b>	
<b>STATUTORY EXPENDITURES</b>				<b>ASSETS</b>	
Pensions & F. I. C. A.	1,308,118.60			Cash Dec. 31, 1990	3,405,349.57
Employee Fringe Benefits	336,000.00			Taxes Receivable	635,580.34
Other Statutory Expenditures	100.00			Tax Title Liens	28,724.93
<b>CETA And Other Public Employment Programs</b>				Foreclosed Property	7,003.00
<b>MUNICIPAL FUNCTIONS</b>				Emergencies & Other Deferred Charges	66,705.34
<b>CAPITAL IMPROVEMENTS</b>				State and Federal Aid Receivable	
<b>DEBT SERVICE</b>				Other Receivables	213,019.83
Principal Payments	500,000.00			Total	4,356,383.01
Interest Payments	538,242.48			<b>LIABILITIES, RESERVES, AND SURPLUS</b>	
<b>DEFERRED CHARGES</b>				Cash Liabilities	2,062,292.35
SCHOOL, COUNTY, SPECIAL DISTRICT TAXES	26,202,998.91			Reserves for Receivables	884,328.10
RESERVE FOR UNCOLLECTED TAXES	1,169,948.08			Surplus Dec. 31, 1990	1,409,762.56
<b>EXPENDITURES</b>				Total	4,356,383.01
TOTAL	41,530,304.58				

PER CAPITA:		PER CENT:	
Gross Debt	1,524.33	Gross Debt	1.19
Net Debt	1,307.74	Net Debt	1.02
Debt Service	267.35	Tax Levy Collected	94.98
Total Tax Levy	2,066.30	Tax Levy Cancelled, Abated	
Municipal Expenditures	1,336.79	or Adjusted	1.24

EXPENDITURES		REVENUES-REALIZED		1990 PROPERTY TAX	
GENERAL GOVERNMENT				STATE EQUALIZED TAX RATE	
Governing Body & Public Boards		1990 Property Taxes Collected	16,546,928.71	Local District School Taxes	35
Municipal Clerk	30,000.00	1990 Payments in Lieu of Taxes		Regional & Consolidated School Tax	
Financial Administration	30,754.10	Delinquent Tax & Lien Collections	493,489.50	School Taxes in Municipal Budget	.06
Assessment of Taxes	134,000.00	Business Personalty Replacement Taxes	55,561.16	County Taxes	.42 *
Collection of Taxes	220,400.00	Taxes from Public Utilities	742,579.00	County Library Taxes	
Planning, Housing & Development	63,000.00	Other Miscellaneous Tax Revenues		Local Municipal Purpose Taxes	.59
Human Resources	142,130.78	State Aid Revenues	143,156.92	Veteran & Senior Citizen Taxes	
Elections	15,000.00	Federal Aid Revenues		Total Taxes for Rate Computation	1.42
General Administration (other)	884,000.00	State and Local Fiscal Assistance Act Utilized		Special District Taxes	
JUDICIARY		Sale of Acquired Property		Bank Corp. Taxes	
Municipal Courts	121,000.00	Other Miscellaneous Revenues	1,741,818.45	Added and Omitted Taxes	92,239.36
PUBLIC SAFETY		Total	19,723,533.74	Total Taxes Levied - ABSTRACT	17,420,949.79
Fire Protection	1,236,170.00	Prior Years Surplus Appropriated	1,300,000.00	Total Taxes Billed	17,421,949.79
Police Protection	1,543,944.92	REVENUES	21,023,533.74	1990 TAXES COLLECTED	16,546,928.71
Civil Defense & Disaster Control	2,200.00	Reserve For Uncollected Taxes	956,000.00	1990 Taxes Cancelled, Abated or Adjusted	216,594.10
Environmental Inspection & Control	266,000.00	CAPITAL OUTLAY	2,209,893.42	Transfer to Tax Title Liens or Foreclosed	
Other Public Safety		TOTAL		Balance Outstanding Dec. 31, 1990	658,426.98
PUBLIC WORKS				PRIOR YEARS TAXES OUTSTANDING	
Streets and Drainage	769,364.00	Public Enterprises		Balance January 1, 1990	508,354.71
Sewers and Sewage Processing		Recreation-Culture	38,920.00	Collected in 1990	431,048.91
Garbage and Trash Disposal	725,000.00	Public Works	676,950.49	Cancelled, Abated or Adjusted 1990	9,964.14
Public Buildings and Grounds	54,000.00	Buildings and Grounds	1,482,901.16	Transfers to Tax Title Liens or Foreclosed	53,978.37
Other Public Works	43,000.00	Library and Education	11,121.77	Balance December 31, 1990	13,363.29
HEALTH and WELFARE		Conservation		TAX TITLE LIENS OUTSTANDING	
Health Services Except Environmental	150.00	All Other		Balance January 1, 1990	
Welfare-Public Assistance	7,550.00	CAPITAL DEBT AUTHORIZED, DECEMBER 31, 1990		Transfer From Taxes	63,374.50
Hospital, Clinics, First Aid	2,000.00	ISSUED AND UNISSUED		Redeemed in 1990	62,440.59
Animal, Insect, & Rodent Control	6,000.00	School	1,826,000	Cancelled, Abated or Adjusted (1990)	
Other Welfare Services		Self-Liquidating		Transfers to Foreclosed Property	
RECREATION and CONSERVATION		Other	11,025,585	Balance December 31, 1990	933.91
Beaches and Boardwalks	205,000.00	Total	12,851,585	PROPERTY ACQUIRED BY DEED OR FORECLOSURE	
Parks, Playgrounds, Shade Trees	100,300.00	ISSUED AND OUTSTANDING		Balance January 1, 1990	138,557.50
Land Reclamation & Conservation		School	1,826,000.00	Transfers From Taxes or Liens	
Other Recreational Services	2,000.00	Self-Liquidating		Sale for Cash (1990)	
EDUCATION (excluding schools)		Other	10,323,085.50	Cancelled, Abated or Adjusted (1990)	
Libraries	239,968.00	Total	12,149,085.50	Balance December 31, 1990	138,557.50
Other Educational Services		EQUALIZED VALUATION BASIS		CURRENT FINANCES DECEMBER 31, 1990	
STATUTORY EXPENDITURES		FOR NET DEBT COMPUTATION	1,078,595,358	ASSETS	
Pensions & F. I. C. A.	569,717.00	REAL PROPERTY VALUATIONS		Cash Dec. 31, 1990	3,985,218.88
Employee Fringe Benefits	597,800.00	Code Class # of Parcels % VAL'N		Taxes Receivable	671,790.27
Other Statutory Expenditures	30,000.00	1 Vacant Land 497 3.73	48,649,000.00	Tax Title Liens	933.91
CETA And Other Public Employment Programs		2 Residential 6031 89.97	1,174,064,700.00	Foreclosed Property	138,557.50
MUNICIPAL FUNCTIONS	8,060,448.80	3 Farm		Emergencies & Other Deferred Charges	
CAPITAL IMPROVEMENTS	150,000.00	4a Commercial 205 4.97	64,880,100.00	State and Federal Aid Receivable	224,557.10
DEBT SERVICE		4b Industrial		Other Receivables	15,239.50
Principal Payments	1,448,528.32	4c Apartments 34 1.33	17,336,800.00	Total	5,036,297.16
Interest Payments	805,530.42	Total 6767	1,304,930,600.00	LIABILITIES, RESERVES, AND SURPLUS	
TYPE I SCHL DEBT *MEMO	677,310.00	Land Area 1.40 Sq. Miles		Cash Liabilities	1,892,544.58
DEFERRED CHARGES		Net Valuation Taxable-Municipal	1,306,844,042	Reserves for Receivables	826,521.18
SCHOOL, COUNTY, SPECIAL DISTRICT TAXES	10,120,557.52	Net Valuation Taxable-County	1,090,715,659	Surplus Dec. 31, 1990	2,317,231.40
RESERVE FOR UNCOLLECTED TAXES	956,000.00	State Equalized Valuation	1,226,625,408	Total	5,



**1328**  
 Population 1980 **17,560**  
 Population 1990 **27,974**  
 S & P Rating  
 Moody Rating **A1**  
 General Tax Rate Per \$100. **4.46**  
 State Equalized Tax Rate **1.83**

**MARLBORO TOWNSHIP MONMOUTH CO.**  
 Form of Government  
**Mayor-Council Plan E (OMCL 50)**  
 Number of Members - 5

PER CAPITA:  
 Gross Debt **1,104.77**  
 Net Debt **411.62**  
 Debt Service **61.13**  
 Total Tax Levy **1,511.84**  
 Municipal Expenditures **444.63**  
 PER CENT:  
 Gross Debt **1.51**  
 Net Debt **.56**  
 Tax Levy Collected **96.33**  
 Tax Levy Cancelled, Abated or Adjusted **.18**

EXPENDITURES		REVENUES-REALIZED		1990 PROPERTY TAX	
<b>GENERAL GOVERNMENT</b>				<b>STATE EQUALIZED TAX RATE</b>	
Governing Body & Public Boards		1990 Property Taxes Collected	40,742,733.39	Local District School Taxes	.75 16,403,076.16
Municipal Clerk	29,611.00	1990 Payments in Lieu of Taxes		Regional & Consolidated School Tax	.36 8,006,627.60
Financial Administration	94,666.00	Delinquent Tax & Lien Collections	900,687.46	School Taxes in Municipal Budget	
Assessment of Taxes	105,644.00	Business Personality Replacement Taxes	97,438.00	County Taxes	.41 * 8,997,740.13
Collection of Taxes	120,385.00	Taxes from Public Utilities	1,582,938.00	County Library Taxes	.01 290,419.60
Planning, Housing & Development	170,950.00	Other Miscellaneous Tax Revenues		Local Municipal Purpose Taxes	.30 6,536,381.00
Human Resources	162,179.00	State Aid Revenues	203,717.60	Veteran & Senior Citizen Taxes	
Elections	6,000.00	Federal Aid Revenues		Total Taxes for Rate Computation	1.83 40,314,694.49
General Administration (other)	1,452,992.00	State and Local Fiscal Assistance Act Utilized		Special District Taxes	
<b>JUDICIARY</b>		Sale of Acquired Property		Bank Corp. Taxes	
Municipal Courts	179,011.06	Other Miscellaneous Revenues	2,525,356.16	Added and Omitted Taxes	
<b>PUBLIC SAFETY</b>		Total	46,052,970.61	Total Taxes Levied - ABSTRACT	
Fire Protection	56,010.00	Prior Years Surplus Appropriated	1,300,000.00	Total Taxes Billed	42,292,104.56
Police Protection	2,548,159.96	REVENUES TOTAL	47,352,870.61	1990 TAXES COLLECTED	40,742,733.39
Civil Defense & Disaster Control	4,000.00	Reserve For Uncollected Taxes	1,194,000.00	1990 Taxes Cancelled, Abated or Adjusted	77,902.49
Environmental Inspection & Control	216,334.00	CAPITAL OUTLAY TOTAL	1,686,337.06	Transfer to Tax Title Liens or Foreclosed	
Other Public Safety		Public Enterprises		Balance Outstanding Dec. 31, 1990	1,472,664.44
<b>PUBLIC WORKS</b>		Recreation—Culture	76,448.53	<b>PRIOR YEARS TAXES OUTSTANDING</b>	
Streets and Drainage	1,032,532.00	Public Works	735,076.66	Balance January 1, 1990	1,118,681.90
Sewers and Sewage Processing	354,150.00	Buildings and Grounds	864,204.33	Collected in 1990	898,211.72
Gorbage and Trash Disposal		Library and Education	10,607.52	Cancelled, Abated or Adjusted 1990	110,708.91
Public Buildings and Grounds	411,202.96	Conservation		Transfers to Tax Title Liens or Foreclosed	68,270.09
Other Public Works	247,875.00	All Other		Balance December 31, 1990	41,491.18
<b>HEALTH and WELFARE</b>		CAPITAL DEBT AUTHORIZED, DECEMBER 31, 1990		<b>TAX TITLE LIENS OUTSTANDING</b>	
Health Services Except Environmental	4,250.00	ISSUED AND UNISSUED		Balance January 1, 1990	38,068.74
Welfare-Public Assistance	3,250.00	School	19,390,274	Transfer From Taxes	68,270.09
Hospital, Clinics, First Aid	1,500.00	Self-Liquidating		Redeemed in 1990	2,475.74
Animal, Insect, & Rodent Control	14,000.00	Other	11,514,596	Cancelled, Abated or Adjusted (1990)	
Other Welfare Services	500.00	Total	30,904,870	Transfers to Foreclosed Property	
<b>RECREATION and CONSERVATION</b>		ISSUED AND OUTSTANDING		Balance December 31, 1990	103,363.09
Beaches and Boardwalks		School	19,310,247.04	<b>PROPERTY ACQUIRED BY DEED OR FORECLOSURE</b>	
Parks, Playgrounds, Shade Trees		Self-Liquidating		Balance January 1, 1990	174,900.00
Land Reclamation & Conservation	300.00	Other	9,389,994.00	Transfers From Taxes or Liens	
Other Recreational Services	353,736.00	Total	28,700,241.04	Sale for Cash (1990)	
<b>EDUCATION (excluding schools)</b>		EQUALIZED VALUATION BASIS		Cancelled, Abated or Adjusted (1990)	
Libraries	22,800.00	FOR NET DEBT COMPUTATION	2,046,651.128	Balance December 31, 1990	174,900.00
Other Educational Services		<b>REAL PROPERTY VALUATIONS</b>		<b>CURRENT FINANCES DECEMBER 31, 1990</b>	
<b>STATUTORY EXPENDITURES</b>		Code Class # of Parcels % VAL'N ASSESSED VALUATION		<b>ASSETS</b>	
Pensions & F. I. C. A.	860,352.04	1 Vacant Land 1140 3.39 30,360,294.00		Cash Dec. 31, 1990	14,077,992.51
Employee Fringe Benefits	931,225.00	2 Residential 7896 87.74 786,064,855.00		Taxes Receivable	1,514,155.62
Other Statutory Expenditures	20,000.00	3 Farm 320 1.01 9,024,944.00		Tax Title Liens	103,863.09
CETA And Other Public Employment Programs		4a Commercial 140 4.54 40,690,450.00		Foreclosed Property	174,900.00
<b>MUNICIPAL FUNCTIONS</b>		4b Industrial 32 3.17 28,410,860.00		Emergencies & Other Deferred Charges	391,722.00
<b>CAPITAL IMPROVEMENTS</b>		4c Apartments 3 .15 1,326,000.00		State and Federal Aid Receivable	21,575.99
<b>DEBT SERVICE</b>		Total 9531 895,377,403.00		Other Receivables	11,140.28
Principal Payments	1,000,000.00	Land Area 30.35 Sq. Miles		Total	16,295,349.49
Interest Payments	710,104.39	Net Valuation Taxable-Municipal	901,536,782	<b>LIABILITIES, RESERVES, AND SURPLUS</b>	
<b>DEFERRED CHARGES</b>		Net Valuation Taxable-County	2,157,428,670	Cash Liabilities	10,550,152.64
<b>SCHOOL, COUNTY, SPECIAL DISTRICT TAXES</b>		State Equalized Valuation	2,192,862,070	Reserves for Receivables	1,804,058.99
<b>RESERVE FOR UNCOLLECTED TAXES</b>		State Equalization Ratio	40.96	Surplus Dec. 31, 1990	3,941,137.66
<b>EXPENDITURES TOTAL</b>	47,056,027.90			Total	16,295,349.49



1329  
 Population 1980 8,837  
 Population 1990 9,270  
 S & P Rating A  
 Moody Rating A  
 General Tax Rate Per \$100. 2.14  
 State Equalized Tax Rate 2.27

**MATAWAN BOROUGH - MONMOUTH CO.**  
**Form of Government**  
**Borough Council**  
**Number of Members - 6**

PER CAPITA:  
 Gross Debt 1,208.26  
 Net Debt 369.86  
 Debt Service 36.27  
 Total Tax Levy 1,163.15  
 Municipal Expenditures 567.27  
 PER CENT:  
 Gross Debt 2.54  
 Net Debt .78  
 Tax Levy Collected 95.63  
 Tax Levy Cancelled, Abated or Adjusted .29

EXPENDITURES		REVENUES-REALIZED		1990 PROPERTY TAX	
<b>GENERAL GOVERNMENT</b>				<b>STATE EQUALIZED TAX RATE</b> →	
Governing Body & Public Boards	150.00	1990 Property Taxes Collected	10,314,565.46	Local District School Taxes	
Municipal Clerk		1990 Payments in Lieu of Taxes	42,065.51	Regional & Consolidated School Tax	1.29
Financial Administration	48,597.00	Delinquent Tax & Lien Collections	501,856.76	School Taxes in Municipal Budget	
Assessment of Taxes	74,641.00	Business Personalty Replacement Taxes	50,302.48	County Taxes	.40 *
Collection of Taxes	31,278.00	Taxes from Public Utilities	1,067,416.00	County Library Taxes	
Planning, Housing & Development	26,344.00	Other Miscellaneous Tax Revenues		Local Municipal Purpose Taxes	.59
Human Resources	46,424.00	State Aid Revenues	109,945.79	Veteran & Senior Citizen Taxes	
Elections	2,845.00	Federal Aid Revenues		Total Taxes for Rate Computation	2.28
General Administration (other)	442,925.00	State and Local Fiscal Assistance Act Utilized		Special District Taxes	
<b>JUDICIARY</b>		Sole of Acquired Property		Bank Corp. Taxes	
Municipal Courts	43,690.13	Other Miscellaneous Revenues	828,151.42	Added and Omitted Taxes	
<b>PUBLIC SAFETY</b>		Total	12,914,303.42	Total Taxes Levied - ABSTRACT	40,367.26
Fire Protection	121,839.00	Prior Years Surplus Appropriated	25,000.00	Total Taxes Billed	10,782,377.59
Police Protection	1,135,225.00	REVENUES TOTAL	12,939,303.42	1990 TAXES COLLECTED	10,314,565.46
Civil Defense & Disaster Control	3,050.00	Reserve For Uncollected Taxes	617,275.73	1990 Taxes Cancelled, Abated or Adjusted	31,469.64
Environmental Inspection & Control	35,288.00	<b>CAPITAL OUTLAY TOTAL</b>	410,587.40	Transfer to Tax Title Liens or Foreclosed	79,632.46
Other Public Safety		Public Enterprises	96,799.72	Balance Outstanding Dec. 31, 1990	360,123.48
<b>PUBLIC WORKS</b>		Recreation—Culture		<b>PRIOR YEARS TAXES OUTSTANDING</b>	
Streets and Drainage	351,027.00	Public Works	92,712.77	Balance January 1, 1990	453,589.83
Sewers and Sewage Processing		Buildings and Grounds	221,074.71	Collected in 1990	380,891.99
Gorbage and Trash Disposal	521,058.00	Library and Education		Cancelled, Abated or Adjusted 1990	5,017.62
Public Buildings and Grounds	264,020.00	Conservation		Transfers to Tax Title Liens or Foreclosed	55,786.00
Other Public Works		All Other		Balance December 31, 1990	11,894.22
<b>HEALTH and WELFARE</b>		<b>CAPITAL DEBT AUTHORIZED, DECEMBER 31, 1990</b>		<b>TAX TITLE LIENS OUTSTANDING</b>	
Health Services Except Environmental	341,669.00	ISSUED AND UNISSUED		Balance January 1, 1990	144,305.49
Welfare—Public Assistance	6,492.00	School		Transfer From Taxes	144,645.66
Hospital, Clinics, First Aid		Self-Liquidating	7,772,000	Redeemed in 1990	120,964.77
Animal, Insect, & Rodent Control		Other	3,428,594	Cancelled, Abated or Adjusted (1990)	
Other Welfare Services		Total	11,200,594	Transfers to Foreclosed Property	
<b>RECREATION and CONSERVATION</b>		<b>ISSUED AND OUTSTANDING</b>		Balance December 31, 1990	167,986.38
Beaches and Boardwalks		School		<b>PROPERTY ACQUIRED BY DEED OR FORECLOSURE</b>	
Parks, Playgrounds, Shade Trees	6,998.00	Self-Liquidating	2,158,859.85	Balance January 1, 1990	33,100.00
Land Reclamation & Conservation	61,061.50	Other	2,037,000.00	Transfers From Taxes or Liens	
Other Recreational Services	44,254.00	Total	4,195,859.85	Sole for Cosh (1990)	
<b>EDUCATION (excluding schools)</b>		<b>EQUALIZED VALUATION BASIS</b>		Cancelled, Abated or Adjusted (1990)	
Libraries	112,185.00	FOR NET DEBT COMPUTATION	441,234.006	Balance December 31, 1990	33,100.00
Other Educational Services	21,000.00	<b>REAL PROPERTY VALUATIONS</b>		<b>CURRENT FINANCES DECEMBER 31, 1990</b>	
<b>STATUTORY EXPENDITURES</b>		Code Class # of Parcels % VAL'N		<b>ASSETS</b>	
Pensions & F. I. C. A.	220,054.02	1 Vacant Land 210 1.97	9,858,700.00	Cosh Dec. 31, 1990	886,856.54
Employee Fringe Benefits	202,996.00	2 Residential 2183 76.31	381,229,300.00	Taxes Receivable	372,017.70
Other Statutory Expenditures		3 Farm		Tax Title Liens	167,986.38
CETA And Other Public Employment Programs		4a Commercial 150 11.82	59,043,104.00	Foreclosed Property	33,100.00
<b>MUNICIPAL FUNCTIONS TOTAL</b>	4,165,030.65	4b Industrial 12 1.86	9,297,100.00	Emergencies & Other Deferred Charges	50,360.00
<b>CAPITAL IMPROVEMENTS *MEMO*</b>		4c Apartments 16 8.04	40,146,300.00	State and Federal Aid Receivable	1,548.03
<b>DEBT SERVICE</b>		Total 2571	499,574,504.00	Other Receivables	54,394.81
Principal Payments	219,000.00			Total	1,566,263.46
Interest Payments	117,179.52			<b>LIABILITIES, RESERVES, AND SURPLUS</b>	
<b>DEFERRED CHARGES</b>	140,053.59	Land Area 2.26 Sq. Miles		Cash Liabilities	547,623.48
SCHOOL, COUNTY, SPECIAL DISTRICT TAXES	7,969,125.42	Net Valuation Taxable-Municipal	501,185,858	Reserves for Receivables	627,498.89
RESERVE FOR UNCOLLECTED TAXES	617,275.73	Net Valuation Taxable-County	458,954,503	Surplus Dec. 31, 1990	391,141.09
<b>EXPENDITURES TOTAL</b>	13,227,714.96	State Equalized Valuation	473,264,020	Total	1,566,263.46
		State Equalization Ratio	105.92		

\*Includes County Health Service Taxes, County Vocational School Taxes, or County Open Space Tax. See Table 13.

0609

Population 1980 4,577  
 Population 1990 6,648  
 S & P Rating  
 Moody Rating

General Tax Rate Per \$100. 4.66  
 State Equalized Tax Rate 2.35

**MAURICE RIVER TWP. - CUMBERLAND CO.**  
**Form of Government**  
**Township Committee**  
**Number of Members - 3**

PER CAPITA:  
 Gross Debt 9.25  
 Net Debt 7.25  
 Debt Service  
 Total Tax Levy 482.39  
 Municipal Expenditures 435.39

PER CENT:  
 Gross Debt .06  
 Net Debt .06  
 Tax Levy Collected 78.11  
 Tax Levy Cancelled, Abated or Adjusted .13

EXPENDITURES		REVENUES-REALIZED		1990 PROPERTY TAX	
<b>GENERAL GOVERNMENT</b>				<b>STATE EQUALIZED TAX RATE</b>	
Governing Body & Public Boards	19,378.00	1990 Property Taxes Collected	2,505,442.56	Local District School Taxes	1.26
Municipal Clerk	17,195.00	1990 Payments in Lieu of Taxes		Regional & Consolidated School Tax	
Financial Administration	42,745.00	Delinquent Tax & Lien Collections	321,308.82	School Taxes in Municipal Budget	
Assessment of Taxes	33,250.00	Business Personality Replacement Taxes	59,275.60	County Taxes	1.07 *
Collection of Taxes	41,727.00	Taxes from Public Utilities	382,004.95	County Library Taxes	
Planning, Housing & Development	31,415.00	Other Miscellaneous Tax Revenues		Local Municipal Purpose Taxes	.52
Human Resources	14,874.00	State Aid Revenues	254,129.86	Veteran & Senior Citizen Taxes	
Elections	29,500.00	Federal Aid Revenues		Total Taxes for Rate Computation	2.85
General Administration (other)	337,152.00	State and Local Fiscal Assistance Act Utilized		Special District Taxes	
<b>JUDICIARY</b>		Sale of Acquired Property		Bank Corp. Taxes	
Municipal Courts	48,750.00	Other Miscellaneous Revenues	294,105.79	Added and Omitted Taxes	30,783.90
<b>PUBLIC SAFETY</b>		Total	3,816,267.58	Total Taxes Levied - ABSTRACT	3,206,905.13
Fire Protection	13,600.00	Prior Years Surplus Appropriated	491,000.00	Total Taxes Billed	3,207,450.04
Police Protection	41,800.00	REVENUES TOTAL	4,307,267.58	1990 TAXES COLLECTED	2,505,442.56
Civil Defense & Disaster Control	4,900.00	Reserve For Uncollected Taxes	583,000.00	1990 Taxes Cancelled, Abated or Adjusted	4,181.52
Environmental Inspection & Control	33,850.00			Transfer to Tax Title Liens or Foreclosed	242,984.87
Other Public Safety				Balance Outstanding Dec. 31, 1990	454,841.09
<b>PUBLIC WORKS</b>		<b>CAPITAL OUTLAY TOTAL</b>		<b>PRIOR YEARS TAXES OUTSTANDING</b>	
Streets and Drainage	338,636.65	Public Enterprises		Balance January 1, 1990	321,257.42
Sewers and Sewage Processing		Recreation-Culture		Collected in 1990	288,103.99
Garbage and Trash Disposal	158,650.00	Public Works		Cancelled, Abated or Adjusted 1990	1,761.96
Public Buildings and Grounds	13,525.40	Buildings and Grounds		Transfers to Tax Title Liens or Foreclosed	31,391.47
Other Public Works	14,000.00	Library and Education		Balance December 31, 1990	
<b>HEALTH and WELFARE</b>		Conservation		<b>TAX TITLE LIENS OUTSTANDING</b>	
Health Services Except Environmental	125.00	All Other		Balance January 1, 1990	955,841.08
Welfare-Public Assistance	797,536.52			Transfer From Taxes	279,628.53
Hospital, Clinics, First Aid				Redeemed in 1990	33,204.83
Animal, Insect, & Rodent Control	9,470.00			Cancelled, Abated or Adjusted (1990)	
Other Welfare Services				Transfers to Foreclosed Property	
<b>RECREATION and CONSERVATION</b>				Balance December 31, 1990	1,202,264.78
Beaches and Boardwalks				<b>PROPERTY ACQUIRED BY DEED OR</b>	
Parks, Playgrounds, Shade Trees	31,000.00			<b>FORECLOSURE</b>	
Land Reclamation & Conservation	14,517.00			Balance January 1, 1990	157,166.57
Other Recreational Services				Transfers From Taxes or Liens	
<b>EDUCATION (excluding schools)</b>				Sale for Cash (1990)	
Libraries	1,500.00			Cancelled, Abated or Adjusted (1990)	
Other Educational Services				Balance December 31, 1990	157,166.57
<b>STATUTORY EXPENDITURES</b>				<b>CURRENT FINANCES DECEMBER 31, 1990</b>	
Pensions & F. I. C. A.	62,100.00			<b>ASSETS</b>	
Employee Fringe Benefits	142,200.00			Cash Dec. 31, 1990	897,018.32
Other Statutory Expenditures	5,000.00			Taxes Receivable	454,841.09
<b>CETA And Other Public Employment Programs</b>				Tax Title Liens	1,202,264.78
<b>MUNICIPAL FUNCTIONS</b>				Foreclosed Property	157,166.57
<b>CAPITAL IMPROVEMENTS</b>				Emergencies & Other Deferred Charges	3,000.00
<b>DEBT SERVICE</b>				State and Federal Aid Receivable	
Principal Payments				Other Receivables	105,633.23
Interest Payments				Total	2,819,924.49
<b>DEFERRED CHARGES</b>				<b>LIABILITIES, RESERVES, AND SURPLUS</b>	
SCHOOL, COUNTY, SPECIAL DISTRICT TAXES	13,000.00			Cash Liabilities	594,859.02
RESERVE FOR UNCOLLECTED TAXES	2,614,521.23			Reserves for Receivables	1,919,905.67
<b>EXPENDITURES</b>				Surplus Dec. 31, 1990	305,159.80
TOTAL	5,508,967.80			Total	2,819,924.49



0234

Population 1980 9,895  
 Population 1990 9,473  
 S & P Rating  
 Moody Rating A1

General Tax Rate Per \$100. 1.81  
 State Equalized Tax Rate 1.67

**MAYWOOD BOROUGH - BERGEN COUNTY**  
 Form of Government  
 Borough Council  
 Number of Members - 6

PER CAPITA:  
 Gross Debt 295.47  
 Net Debt 211.63  
 Debt Service 25.89  
 Total Tax Levy 1,299.52  
 Municipal Expenditures 720.94

PER CENT:  
 Gross Debt .38  
 Net Debt .27  
 Tax Levy Collected 98.80  
 Tax Levy Cancelled, Abated or Adjusted .08

EXPENDITURES		REVENUES-REALIZED		1990 PROPERTY TAX	
<b>GENERAL GOVERNMENT</b>				<b>STATE EQUALIZED TAX RATE</b>	
Governing Body & Public Boards	600.00	1990 Property Taxes Collected 12,220,720.39		Local District School Taxes .76	5,644,162.50
Municipal Clerk		1990 Payments in Lieu of Taxes 69,771.20		Regional & Consolidated School Tax	
Financial Administration	19,130.00	Delinquent Tax & Lien Collections 153,964.99		School Taxes in Municipal Budget	
Assessment of Taxes	25,447.00	Business Personalty Replacement Taxes 158,801.04		County Taxes .25	1,817,393.13
Collection of Taxes	107,633.00	Taxes from Public Utilities 675,588.00		Caunt Library Taxes	
Planning, Housing & Development	10,645.50	Other Miscellaneous Tax Revenues		Local Municipal Purpase Taxes .66	4,840,021.48
Human Resources	94,043.00	State Aid Revenues 135,669.03		Veteran & Senior Citizen Taxes	101,650.00
Elections		Federal Aid Revenues		Total Taxes for Rate Computation 1.67	12,403,227.11
General Administration (other)	527,022.50	State and Local Fiscal Assistance Act Utilized		Special District Taxes	
<b>JUDICIARY</b>		Sale of Acquired Property		Bank Corp. Taxes	
Municipal Courts	75,613.43	Other Miscellaneous Revenues 620,055.87		Added and Omitted Taxes	8,793.05
<b>PUBLIC SAFETY</b>		Total 14,034,571.12		Total Taxes Levied - ABSTRACT	12,310,370.16
Fire Protection	172,713.50	Prior Years Surplus Appropriated 180,000.00		Total Taxes Billed	12,369,338.44
Police Protection	1,420,494.81	<b>REVENUES TOTAL 14,214,571.12</b>		1990 TAXES COLLECTED	12,220,720.39
Civil Defense & Disaster Control	700.00	Reserve For Uncollected Taxes 353,972.30		1990 Taxes Cancelled, Abated or Adjusted	9,688.93
Environmental Inspection & Control	51,325.00	<b>CAPITAL OUTLAY TOTAL 589,259.81</b>		Transfer to Tax Title Liens or Foreclosed	
Other Public Safety				Balance Outstanding Dec. 31, 1990	138,929.12
<b>PUBLIC WORKS</b>				<b>PRIOR YEARS TAXES OUTSTANDING</b>	
Streets and Drainage	391,922.00	Public Enterprises 7,695.48		Balance January 1, 1990	158,203.13
Sewers and Sewage Processing	916,615.00	Recreation-Culture 113,363.83		Collected in 1990	153,964.99
Garbage and Trash Disposal	1,061,000.00	Public Works 456,000.16		Cancelled, Abated or Adjusted 1990	434.93
Public Buildings and Grounds	102,500.00	Buildings and Grounds 12,200.34		Transfers to Tax Title Liens or Foreclosed	
Other Public Works		Library and Education		Balance December 31, 1990	3,803.21
<b>HEALTH and WELFARE</b>		Conservation		<b>TAX TITLE LIENS OUTSTANDING</b>	
Health Services Except Environmental	63,268.00	All Other		Balance January 1, 1990	13,831.72
Welfare-Public Assistance	20,763.00	<b>CAPITAL DEBT AUTHORIZED, DECEMBER 31, 1990</b>		Transfer From Taxes	
Hospital, Clinics, First Aid		<b>ISSUED AND UNISSUED GROSS DEBT NET DEBT</b>		Redeemed in 1990	
Animal, Insect, & Radent Control		School 740,000		Cancelled, Abated or Adjusted (1990)	7,545.24
Other Welfare Services	250.00	Self-Liquidating 46,400		Transfers to Foreclosed Property	
<b>RECREATION and CONSERVATION</b>		Other 2,012,603		Balance December 31, 1990	6,286.48
Beaches and Boardwalks		Total 2,799,003		<b>PROPERTY ACQUIRED BY DEED OR FORECLOSURE</b>	
Parks, Playgrounds, Shade Trees	53,921.00	<b>ISSUED AND OUTSTANDING</b>		Balance January 1, 1990	294,419.00
Land Reclamation & Conservation	56,142.06	School 740,000.00		Transfers From Taxes or Liens	
Other Recreational Services	55,357.00	Self-Liquidating 11,400.00		Sale for Cash (1990)	
<b>EDUCATION (excluding schools)</b>		Other 1,622,155.00		Cancelled, Abated or Adjusted (1990)	
Libraries	303,800.00	Total 2,373,555.00		Balance December 31, 1990	294,419.00
Other Educational Services		<b>EQUALIZED VALUATION BASIS FOR NET DEBT COMPUTATION 745,630,781</b>		<b>CURRENT FINANCES DECEMBER 31, 1990</b>	
<b>STATUTORY EXPENDITURES</b>		<b>REAL PROPERTY VALUATIONS</b>		<b>ASSETS</b>	
Pensions & F. I. C. A.	327,475.31	Code Class # of Parcels % VAL'N		Cash Dec. 31, 1990	1,090,882.27
Employee Fringe Benefits	342,727.00	1 Vacant Land 49 .45		Taxes Receivable	142,732.33
Other Statutory Expenditures		2 Residential 2751 80.03		Tax Title Liens	6,286.48
<b>CETA And Other Public Employment Programs</b>		3 Farm		Foreclosed Property	294,419.00
<b>MUNICIPAL FUNCTIONS TOTAL 6,201,113.11</b>		4a Commercial 100 7.38		Emergencies & Other Deferred Charges	21,579.00
<b>CAPITAL IMPROVEMENTS *MEMO* 15,000.00</b>		4b Industrial 24 8.72		State and Federal Aid Receivable	24,488.73
<b>DEBT SERVICE</b>		4c Apartments 10 3.42		Other Receivables	15,795.85
Principal Payments	189,000.00	Total 2934		Total	1,596,183.66
Interest Payments	56,272.83	Land Area 1.30 Sq. Miles		<b>LIABILITIES, RESERVES, AND SURPLUS</b>	
<b>DEFERRED CHARGES 29,139.73</b>		Net Valuation Taxable-Municipal 682,903,060		Cash Liabilities	807,454.33
<b>SCHOOL, COUNTY, SPECIAL DISTRICT TAXES 7,461,555.63</b>		Net Valuation Taxable-County 759,720,752		Reserves for Receivables	459,233.66
<b>RESERVE FOR UNCOLLECTED TAXES 353,972.30</b>		State Equalized Valuation 738,575,355		Surplus Dec. 31, 1990	329,495.67
<b>EXPENDITURES TOTAL 14,291,053.60</b>		State Equalization Ratio 92.45		Total	1,596,183.66



**0320**  
 Population 1980 **17,622**  
 Population 1990 **20,526**  
 S & P Rating  
 Moody Rating **AAA**

General Tax Rate Per \$100. **2.10**  
 State Equalized Tax Rate **2.01**

**MEDFORD TOWNSHIP - BURLINGTON CO.**  
 Form of Government  
**Council-Manager Plan E (OMCL 50)**  
 Number of Members - 5

PER CAPITA:  
 Gross Debt **1,303.82**  
 Net Debt **812.94**  
 Debt Service **39.09**  
 Total Tax Levy **1,387.61**  
 Municipal Expenditures **502.59**

PER CENT:  
 Gross Debt **2.11**  
 Net Debt **1.31**  
 Tax Levy Collected **94.95**  
 Tax Levy Cancelled, Abated or Adjusted **.17**

EXPENDITURES		REVENUES-REALIZED		1990 PROPERTY TAX	
<b>GENERAL GOVERNMENT</b>				<b>STATE EQUALIZED TAX RATE</b>	
Governing Body & Public Boards	22,500.00	1990 Property Taxes Collected	27,058,586.00	Local District School Taxes	.70 9,844,369.00
Municipal Clerk	95,142.00	1990 Payments in Lieu of Taxes		Regional & Consolidated School Tax	.41 5,671,461.49
Financial Administration	180,240.00	Delinquent Tax & Lien Collections	1,161,832.00	School Taxes in Municipal Budget	
Assessment of Taxes	82,502.00	Business Personalty Replacement Taxes	87,656.00	County Taxes	.57 7,898,595.25
Collection of Taxes	5,000.00	Taxes from Public Utilities	1,348,568.00	County Library Taxes	.03 454,581.29
Planning, Housing & Development	321,516.00	Other Miscellaneous Tax Revenues		Local Municipal Purpose Taxes	.30 4,162,901.00
Human Resources	111,126.00	State Aid Revenues	90,251.00	Veteran & Senior Citizen Taxes	
Elections		Federal Aid Revenues		Total Taxes for Rate Computation	2.01 23,125,858.03
General Administration (other)	586,226.00	State and Local Fiscal Assistance Act Utilized		Special District Taxes	
<b>JUDICIARY</b>		Sale of Acquired Property		Bank Corp. Taxes	
Municipal Courts	97,667.00	Other Miscellaneous Revenues	1,778,963.00	Added and Omitted Taxes	450,172.00
<b>PUBLIC SAFETY</b>		Total	31,525,856.00	Total Taxes Levied - ABSTRACT	28,482,080.03
Fire Protection	110,633.00	Prior Years Surplus Appropriated	1,250,000.00	Total Taxes Billed	28,496,658.00
Police Protection	1,909,789.00	REVENUES TOTAL	32,775,856.00	1990 TAXES COLLECTED	27,058,586.00
Civil Defense & Disaster Control	5,700.00	Reserve For Uncollected Taxes	3,023,880.00	1990 Taxes Cancelled, Abated or Adjusted	49,094.00
Environmental Inspection & Control	163,480.00	CAPITAL OUTLAY TOTAL	1,209,844.00	Transfer to Tax Title Liens or Foreclosed	18,781.00
Other Public Safety				Balance Outstanding Dec. 31, 1990	1,370,197.00
<b>PUBLIC WORKS</b>				<b>PRIOR YEARS TAXES OUTSTANDING</b>	
Streets and Drainage	542,033.00	Public Enterprises	98,920.00	Balance January 1, 1990	1,150,437.00
Sewers and Sewage Processing	1,075,301.00	Recreation-Culture	503,070.00	Collected in 1990	1,140,369.00
Garbage and Trash Disposal		Public Works	427,643.00	Cancelled, Abated or Adjusted 1990	809.00
Public Buildings and Grounds	183,067.00	Buildings and Grounds	179,241.00	Transfers to Tax Title Liens or Foreclosed	9,259.00
Other Public Works		Library and Education		Balance December 31, 1990	
<b>HEALTH and WELFARE</b>		Conservation	970.00	<b>TAX TITLE LIENS OUTSTANDING</b>	
Health Services Except Environmental		All Other		Balance January 1, 1990	49,071.00
Welfare-Public Assistance	3,985.00			Transfer From Taxes	29,475.00
Hospital, Clinics, First Aid				Redeemed in 1990	21,463.00
Animal, Insect, & Rodent Control				Cancelled, Abated or Adjusted (1990)	
Other Welfare Services				Transfers to Foreclosed Property	
<b>RECREATION and CONSERVATION</b>				Balance December 31, 1990	57,083.00
Beaches and Boardwalks				<b>PROPERTY ACQUIRED BY DEED OR FORECLOSURE</b>	
Parks, Playgrounds, Shade Trees	105,555.00			Balance January 1, 1990	88,100.00
Land Reclamation & Conservation	1,350.00			Transfers From Taxes or Liens	
Other Recreational Services	147,115.00			Sale for Cash (1990)	
<b>EDUCATION (excluding schools)</b>				Cancelled, Abated or Adjusted (1990)	
Libraries	3,000.00			Balance December 31, 1990	88,100.00
Other Educational Services	2,700.00			<b>CURRENT FINANCES DECEMBER 31, 1990</b>	
<b>STATUTORY EXPENDITURES</b>				<b>ASSETS</b>	
Pensions & F. I. C. A.	347,604.00			Cash Dec. 31, 1990	10,034,668.00
Employee Fringe Benefits	354,729.00			Taxes Receivable	1,370,197.00
Other Statutory Expenditures				Tax Title Liens	57,083.00
<b>CETA And Other Public Employment Programs</b>				Foreclosed Property	88,100.00
<b>MUNICIPAL FUNCTIONS</b>				Emergencies & Other Deferred Charges	27,000.00
<b>CAPITAL IMPROVEMENTS</b>				State and Federal Aid Receivable	
<b>DEBT SERVICE</b>				Other Receivables	21,769.00
Principal Payments	450,000.00			Total	11,598,817.00
Interest Payments	352,344.00			<b>LIABILITIES, RESERVES, AND SURPLUS</b>	
<b>DEFERRED CHARGES</b>				Cash Liabilities	7,619,789.00
SCHOOL, COUNTY, SPECIAL DISTRICT TAXES	23,869,007.03			Reserves for Receivables	1,537,149.00
RESERVE FOR UNCOLLECTED TAXES	3,028,880.00			Surplus Dec. 31, 1990	2,441,879.00
<b>EXPENDITURES</b>				Total	11,598,817.00
TOTAL	34,185,251.03				

0321  
 Population 1980 4,958  
 Population 1990 4,462  
 S & P Rating  
 Moody Rating

General Tax Rate Per \$100. 4.14  
 State Equalized Tax Rate 2.32

**MEDFORD LAKES BORO. - BURLINGTON CO.**  
 Form of Government  
 Council-Manager (1923)  
 Number of Members - 3

PER CAPITA:  
 Gross Debt 756.53  
 Net Debt 419.78  
 Debt Service 78.16  
 Total Tax Levy 1,220.30  
 Municipal Expenditures 477.51  
 PER CENT:  
 Gross Debt 1.53  
 Net Debt .85  
 Tax Levy Collected 98.09  
 Tax Levy Cancelled, Abated or Adjusted .01

EXPENDITURES		REVENUES-REALIZED		1990 PROPERTY TAX	
<b>GENERAL GOVERNMENT</b>				<b>STATE EQUALIZED TAX RATE</b>	
Governing Body & Public Boards		1990 Property Taxes Collected		Local District Schaal Taxes	1,767,836.00
Municipal Clerk		1990 Payments in Lieu of Taxes		Regional & Consolidated School Tax	870,597.03
Financial Administration	16,727.70	Delinquent Tax & Lien Collections		School Taxes in Municipal Budget	
Assessment of Taxes	13,200.00	Business Personalty Replacement Taxes		County Taxes	1,318,276.05
Collection of Taxes	2,200.00	Taxes from Public Utilities		Caunty Library Taxes	75,743.91
Planning, Housing & Development	9,720.00	Other Miscellaneous Tax Revenues		Local Municipal Purpose Taxes	1,403,552.77
Human Resources	18,408.13	State Aid Revenues		Veteran & Senior Citizen Taxes	30,400.00
Elections		Federal Aid Revenues		Total Taxes for Rote Computation	5,466,405.76
General Administration (other)	349,715.62	State and Local Fiscal Assistance Act Utilized		Special District Taxes	
<b>JUDICIARY</b>		Sole af Acquired Property		Bank Corp. Taxes	
Municipal Courts	39,103.00	Other Miscellaneous Revenues		Added and Omitted Taxes	8,984.72
<b>PUBLIC SAFETY</b>		Total		Total Taxes Levied - ABSTRACT	5,444,990.48
Fire Protection	23,295.30	Prior Years Surplus Appropriated		Total Taxes Billed	5,448,813.96
Police Protection	378,048.54	REVENUES TOTAL		1990 TAXES COLLECTED	5,344,711.30
Civil Defense & Disoster Control	2,000.00	Reserve For Uncollected Taxes		1990 Taxes Cancelled, Aboted or Adjusted	313.80
Environmental Inspection & Contral	20,413.00	<b>CAPITAL OUTLAY TOTAL</b>		Transfer to Tax Title Liens or Foreclosed	
Other Public Safety				Balance Outstanding Dec. 31, 1990	103,788.86
<b>PUBLIC WORKS</b>		Public Enterprises		<b>PRIOR YEARS TAXES OUTSTANDING</b>	
Streets and Drainage	244,091.00	Recreation—Culture		Balance January 1, 1990	145,846.35
Sewers and Sewage Processing		Public Works		Collected in 1990	144,698.95
Garbage and Trash Disposal	219,330.00	Buildings and Grounds		Cancelled, Aboted or Adjusted 1990	25.59
Public Buildings and Grounds	14,000.00	Library and Education		Transfers to Tax Title Liens or Foreclosed	
Other Public Works	13,500.00	Conservation		Balance December 31, 1990	1,121.81
<b>HEALTH and WELFARE</b>		All Other		<b>TAX TITLE LIENS OUTSTANDING</b>	
Health Services Except Environmental		<b>CAPITAL DEBT AUTHORIZED, DECEMBER 31, 1990</b>		Balance January 1, 1990	19,571.60
Welfare-Public Assistance	1,287.00	<b>ISSUED AND UNISSUED GROSS DEBT NET DEBT</b>		Transfer From Taxes	
Hospital, Clinics, First Aid		Schaal 907,566		Redeemed in 1990	19,571.60
Animal, Insect, & Radent Control	11,153.03	Self-Liquidoting 595,000		Cancelled, Aboted or Adjusted (1990)	
Other Welfare Services		Other 1,873,050		Transfers to Fareclosed Property	
<b>RECREATION and CONSERVATION</b>		Total 3,375,616		Balance December 31, 1990	
Beaches and Boardwalks		<b>ISSUED AND OUTSTANDING</b>		<b>PROPERTY ACQUIRED BY DEED OR FORECLOSURE</b>	
Parks, Ploygrounds, Shade Trees		School 907,566.71		Balance January 1, 1990	
Land Reclomation & Conservation		Self-Liquidoting 395,300.00		Transfers From Taxes or Liens	
Other Recreational Services		Other 1,676,450.00		Sole for Cosh (1990)	
<b>EDUCATION (excluding schools)</b>		Total 2,979,316.71		Cancelled, Aboted or Adjusted (1990)	
Libraries		<b>EQUALIZED VALUATION BASIS</b>		Balance December 31, 1990	
Other Educational Services	2,260.00	<b>FOR NET DEBT COMPUTATION</b>		<b>CURRENT FINANCES DECEMBER 31, 1990</b>	
<b>STATUTORY EXPENDITURES</b>		<b>REAL PROPERTY VALUATIONS</b>		<b>ASSETS</b>	
Pensions & F. I. C. A.	103,151.38	Code Class # of Parcels % VAL'N		Cash Dec. 31, 1990	1,796,850.06
Employee Fringe Benefits	74,000.00	1 Vocont Land 49 .39		Taxes Receivable	104,910.67
Other Statutory Expenditures	1,000.00	2 Residential 1527 97.78		Tax Title Liens	
<b>CETA And Other Public Employment Programs</b>		3 Farm		Foreclosed Property	
<b>MUNICIPAL FUNCTIONS</b>		4a Commercial 16 1.83		Emergencies & Other Deferred Charges	2,677.87
<b>CAPITAL IMPROVEMENTS</b>		4b Industrial		State and Federal Aid Receivable	
<b>DEBT SERVICE</b>		4c Aportments		Other Receivables	36,751.76
Principal Payments	211,100.00	Total 1592		Total	1,941,190.36
Interest Payments	137,632.63	Land Area 1.25 Sq. Miles		<b>LIABILITIES, RESERVES, AND SURPLUS</b>	
<b>DEFERRED CHARGES</b>		Net Voluation Taxable-Municipal		Cash Liabilities	1,239,155.79
SCHOOL, COUNTY, SPECIAL DISTRICT TAXES	4,032,452.99	Net Voluation Taxable-Caunty		Reserves for Receivables	141,662.43
RESERVE FOR UNCOLLECTED TAXES	220,669.51	State Equalized Voluation		Surplus Dec. 31, 1990	560,372.14
<b>EXPENDITURES</b>		State Equalization Rotia		Total	1,941,190.36
<b>TOTAL</b>	6,163,082.92				



1418  
 Population 1980 4,899  
 Population 1990 4,890  
 S & P Rating  
 Moody Rating AA  
 General Tax Rate Per \$100. 1.65  
 State Equalized Tax Rate 1.63

MENDHAM BOROUGH - MORRIS COUNTY  
 Form of Government  
 Borough Council  
 Number of Members - 6

PER CAPITA:  
 Gross Debt 1,061.29  
 Net Debt 977.87  
 Debt Service 89.45  
 Total Tax Levy 2,003.49  
 Municipal Expenditures 642.53  
 PER CENT:  
 Gross Debt .90  
 Net Debt .83  
 Tax Levy Collected 96.90  
 Tax Levy Cancelled, Abated or Adjusted .45

EXPENDITURES		REVENUES-REALIZED		1990 PROPERTY TAX	
GENERAL GOVERNMENT		1990 Property Taxes Collected		STATE EQUALIZED TAX RATE	
Governing Body & Public Boards			9,519,870.10	Local District School Taxes	.55
Municipal Clerk				Regional & Consolidated School Tax	.54
Financial Administration	55,798.00			School Taxes in Municipal Budget	
Assessment of Taxes	24,090.00			County Taxes	.28
Collection of Taxes	31,615.00			County Library Taxes	
Planning, Housing & Development	30,380.00			Local Municipal Purpose Taxes	.26
Human Resources	23,866.34			Veteran & Senior Citizen Taxes	
Elections				Total Taxes for Rate Computation	1.63
General Administration (other)	311,564.00			Special District Taxes	
JUDICIARY				Bank Corp. Taxes	
Municipal Courts	39,095.00			Added and Omitted Taxes	18,940.95
PUBLIC SAFETY				Total Taxes Levied - ABSTRACT	9,797,059.69
Fire Protection	37,900.00			Total Taxes Billed	9,824,029.63
Police Protection	614,153.00			1990 TAXES COLLECTED	9,519,870.10
Civil Defense & Disaster Control	725.00			1990 Taxes Cancelled, Abated or Adjusted	44,164.80
Environmental Inspection & Control	126,643.00			Transfer to Tax Title Liens or Foreclosed	30,587.70
Other Public Safety				Balance Outstanding Dec. 31, 1990	229,407.03
PUBLIC WORKS				PRIOR YEARS TAXES OUTSTANDING	
Streets and Drainage	329,825.00			Balance January 1, 1990	176,717.71
Sewers and Sewage Processing				Collected in 1990	148,906.98
Garbage and Trash Disposal				Cancelled, Abated or Adjusted 1990	5,066.04
Public Buildings and Grounds	99,700.00			Transfers to Tax Title Liens or Foreclosed	22,844.69
Other Public Works				Balance December 31, 1990	
HEALTH and WELFARE				TAX TITLE LIENS OUTSTANDING	
Health Services Except Environmental	39,894.00			Balance January 1, 1990	
Welfare-Public Assistance	2,510.00			Transfer From Taxes	57,735.97
Hospital, Clinics, First Aid				Redeemed in 1990	
Animal, Insect, & Rodent Control	1,600.00			Cancelled, Abated or Adjusted (1990)	
Other Welfare Services				Transfers to Foreclosed Property	
RECREATION and CONSERVATION				Balance December 31, 1990	57,735.97
Beaches and Boardwalks				PROPERTY ACQUIRED BY DEED OR	
Parks, Playgrounds, Shade Trees	53,660.00			FORECLOSURE	
Land Reclamation & Conservation	118,950.00			Balance January 1, 1990	2,900.00
Other Recreational Services	32,876.00			Transfers From Taxes or Liens	
EDUCATION (excluding schools)				Sale for Cash (1990)	
Libraries	40,257.00			Cancelled, Abated or Adjusted (1990)	
Other Educational Services				Balance December 31, 1990	2,900.00
STATUTORY EXPENDITURES				CURRENT FINANCES DECEMBER 31, 1990	
Pensions & F. L. C. A.	203,231.00			ASSETS	
Employee Fringe Benefits	153,131.00			Cash Dec. 31, 1990	3,146,379.03
Other Statutory Expenditures	200.00			Taxes Receivable	229,407.03
CETA And Other Public Employment Programs				Tax Title Liens	57,735.97
MUNICIPAL FUNCTIONS				Foreclosed Property	2,900.00
CAPITAL IMPROVEMENTS	2,376,663.34			Emergencies & Other Deferred Charges	75,400.00
DEBT SERVICE				State and Federal Aid Receivable	3,015.00
Principal Payments	350,000.00			Other Receivables	3,698.26
Interest Payments	82,532.39			Total	3,518,535.29
DEFERRED CHARGES	32,800.00			LIABILITIES, RESERVES, AND SURPLUS	
SCHOOL, COUNTY, SPECIAL DISTRICT TAXES	8,212,420.74			Cash Liabilities	2,891,851.79
RESERVE FOR UNCOLLECTED TAXES	300,000.00			Reserves for Receivables	293,741.26
EXPENDITURES				Surplus Dec. 31, 1990	332,942.24
TOTAL	11,354,416.47			Total	3,518,535.29



Population 1980 4,488  
 Population 1990 4,537  
 S & P Rating  
 Moody Rating AA1

General Tax Rate Per \$100. 6.39  
 State Equalized Tax Rate 1.49

**MENDHAM TOWNSHIP - MORRIS COUNTY**  
 Form of Government  
 Township Committee  
 Number of Members - 5

PER CAPITA: Grass Debt 1,162.09 PER CENT: Grass Debt .70  
 Net Debt 1,043.82 Net Debt .63  
 Debt Service 137.71 Tax Levy Collected 96.18  
 Total Tax Levy 2,684.98 Tax Levy Cancelled, Abated or Adjusted 1.31  
 Municipal Expenditures 938.01

EXPENDITURES		REVENUES-REALIZED		1990 PROPERTY TAX	
<b>GENERAL GOVERNMENT</b>				<b>STATE EQUALIZED TAX RATE</b>	
Governing Body & Public Boards		1990 Property Taxes Collected	11,717,006.32	Local District School Taxes	3,451,015.50
Municipal Clerk		1990 Payments in Lieu of Taxes		Regional & Consolidated School Tax	3,762,422.04
Financial Administration	31,500.00	Delinquent Tax & Lien Collections	255,000.94	School Taxes in Municipal Budget	
Assessment of Taxes	23,435.00	Business Personalty Replacement Taxes	14,443.16	County Taxes	2,166,583.20
Collection of Taxes	58,540.00	Taxes from Public Utilities	401,739.00	County Library Taxes	
Planning, Housing & Development	43,594.98	Other Miscellaneous Tax Revenues		Local Municipal Purpose Taxes	2,681,529.26
Human Resources	22,500.00	State Aid Revenues	45,879.47	Veteran & Senior Citizen Taxes	15,600.00
Elections		Federal Aid Revenues		Total Taxes for Rate Computation	12,077,150.00
General Administration (other)	477,850.00	State and Local Fiscal Assistance Act Utilized		Special District Taxes	
<b>JUDICIARY</b>		Sale of Acquired Property		Bank Corp. Taxes	
Municipal Courts	47,910.00	Other Miscellaneous Revenues		Added and Omitted Taxes	120,185.30
<b>PUBLIC SAFETY</b>		Total	12,871,209.86	Total Taxes Levied - ABSTRACT	12,181,735.30
Fire Protection	70,952.00	Prior Years Surplus Appropriated	685,000.00	Total Taxes Billed	12,181,972.81
Police Protection	836,473.00	REVENUES TOTAL	13,556,209.86	1990 TAXES COLLECTED	11,717,006.32
Civil Defense & Disaster Control	1,000.00	Reserve For Uncollected Taxes	574,712.76	1990 Taxes Cancelled, Abated or Adjusted	159,682.91
Environmental Inspection & Control	71,435.00	CAPITAL OUTLAY TOTAL	723,676.02	Transfer to Tax Title Liens or Foreclosed	32,800.99
Other Public Safety				Balance Outstanding Dec. 31, 1990	272,482.59
<b>PUBLIC WORKS</b>				<b>PRIOR YEARS TAXES OUTSTANDING</b>	
Streets and Drainage	492,786.00	Public Enterprises		Balance January 1, 1990	314,152.41
Sewers and Sewage Processing		Recreation—Culture		Collected in 1990	247,885.90
Garbage and Trash Disposal	123,478.00	Public Works	450,360.07	Cancelled, Abated or Adjusted 1990	35,222.35
Public Buildings and Grounds	93,627.00	Buildings and Grounds	273,295.59	Transfers to Tax Title Liens or Foreclosed	24,099.22
Other Public Works		Library and Education	20.36	Balance December 31, 1990	6,944.94
<b>HEALTH and WELFARE</b>		Conservation		<b>TAX TITLE LIENS OUTSTANDING</b>	
Health Services Except Environmental	47,800.00	All Other		Balance January 1, 1990	28,429.94
Welfare-Public Assistance	2,500.00	CAPITAL DEBT AUTHORIZED, DECEMBER 31, 1990		Transfer From Taxes	60,620.75
Hospital, Clinics, First Aid		ISSUED AND UNISSUED GROSS DEBT NET DEBT		Redeemed in 1990	7,115.04
Animal, Insect, & Rodent Control	23,850.00	School 490,586		Cancelled, Abated or Adjusted (1990)	
Other Welfare Services		Self-Liquidating		Transfers to Foreclosed Property	
<b>RECREATION and CONSERVATION</b>		Other 4,781,795	4,735,795	Balance December 31, 1990	81,935.65
Beaches and Boardwalks		Total 5,272,381	4,735,795	<b>PROPERTY ACQUIRED BY DEED OR FORECLOSURE</b>	
Parks, Playgrounds, Shade Trees				Balance January 1, 1990	
Land Reclamation & Conservation	15,620.00	ISSUED AND OUTSTANDING		Transfers From Taxes or Liens	
Other Recreational Services	14,132.00	School 395,402.21		Sale for Cash (1990)	
<b>EDUCATION (excluding schools)</b>		Self-Liquidating		Cancelled, Abated or Adjusted (1990)	
Libraries	82,300.00	Other 4,417,000.00	4,812,402.21	Balance December 31, 1990	
Other Educational Services	500.00	Total		<b>CURRENT FINANCES DECEMBER 31, 1990</b>	
<b>STATUTORY EXPENDITURES</b>		EQUALIZED VALUATION BASIS FOR NET DEBT COMPUTATION	751,013,099	ASSETS	
Pensions & F. I. C. A.	259,390.00	REAL PROPERTY VALUATIONS		Cash Dec. 31, 1990	1,601,325.80
Employee Fringe Benefits	162,800.00	Code Class # of Parcels % VAL'N	ASSESSED VALUATION	Taxes Receivable	279,427.53
Other Statutory Expenditures		1 Vacant Land 315 5.01	9,433,195.00	Tax Title Liens	81,935.65
CETA And Other Public Employment Programs		2 Residential 1541 90.57	170,657,067.00	Foreclosed Property	
<b>MUNICIPAL FUNCTIONS TOTAL</b>	3,008,952.98	3 Farm 101 2.61	4,915,800.00	Emergencies & Other Deferred Charges	84,000.00
<b>CAPITAL IMPROVEMENTS *MEMO*</b>	26,140.00	4a Commercial 7 1.73	3,252,700.00	State and Federal Aid Receivable	
<b>DEBT SERVICE</b>		4b Industrial 1 .02	37,100.00	Other Receivables	43,520.04
Principal Payments	350,000.00	4c Apartments 14 .07	123,000.00	Total	2,090,209.02
Interest Payments	274,789.00	Total 1979	188,413,862.00	<b>LIABILITIES, RESERVES, AND SURPLUS</b>	
<b>DEFERRED CHARGES</b>	47,289.00	Land Area 17.60 Sq. Miles		Cash Liabilities	791,287.83
SCHOOL, COUNTY, SPECIAL DISTRICT TAXES	9,380,020.74	Net Valuation Taxable-Municipal	188,760,368	Reserves for Receivables	404,883.22
RESERVE FOR UNCOLLECTED TAXES	574,712.76	Net Valuation Taxable-County	858,304,813	Surplus Dec. 31, 1990	894,037.97
<b>EXPENDITURES TOTAL</b>	13,635,764.48	State Equalized Valuation	805,894,571	Total	2,090,209.02
		State Equalization Ratio	23.39		

0424  
Population 1980 3,972  
Population 1990 4,095  
S & P Rating  
Moody Rating BAA1

General Tax Rate Per \$100. 4.71  
State Equalized Tax Rate 2.77

MERCHANTVILLE BOROUGH - CAMDEN CO.  
Form of Government  
Borough Council  
Number of Members - 6

PER CAPITA:  
Gross Debt 628.29  
Net Debt 351.65  
Debt Service 18.27  
Total Tax Levy 1,146.61  
Municipal Expenditures 596.04  
PER CENT:  
Gross Debt 1.84  
Net Debt 1.03  
Tax Levy Collected 96.17  
Tax Levy Cancelled, Abated or Adjusted .02

EXPENDITURES		REVENUES-REALIZED		1990 PROPERTY TAX	
<b>GENERAL GOVERNMENT</b>				<b>STATE EQUALIZED TAX RATE</b>	
Governing Body & Public Boards		1990 Property Taxes Collected	4,516,861.22	Local District School Taxes	1.21 2,046,599.00
Municipal Clerk		1990 Payments in Lieu of Taxes		Regional & Consolidated School Tax	
Financial Administration	30,225.00	Delinquent Tax & Lien Collections	135,493.05	School Taxes in Municipal Budget	
Assessment of Taxes	4,525.00	Business Personalty Replacement Taxes	29,519.12	County Taxes	.87 1,462,762.64
Collection of Taxes	17,100.00	Taxes from Public Utilities	306,075.00	County Library Taxes	.02 39,699.73
Planning, Housing & Development	22,600.00	Other Miscellaneous Tax Revenues		Local Municipal Purpose Taxes	.67 1,134,500.00
Human Resources	33,925.20	State Aid Revenues	53,660.82	Veteran & Senior Citizen Taxes	
Elections	4,100.00	Federal Aid Revenues		Total Taxes for Rate Computation	2.77 4,718,861.37
General Administration (other)	253,200.00	State and Local Fiscal Assistance Act Utilized		Special District Taxes	
<b>JUDICIARY</b>		Sale of Acquired Property		Bank Corp. Taxes	
Municipal Courts	47,164.18	Other Miscellaneous Revenues	832,779.07	Added and Omitted Taxes	11,817.35
<b>PUBLIC SAFETY</b>		Total	5,924,388.28	Total Taxes Levied - ABSTRACT	4,695,378.72
Fire Protection	69,051.00	Prior Years Surplus Appropriated		Total Taxes Billed	4,696,569.03
Police Protection	557,247.80	REVENUES TOTAL	5,924,388.28	1990 TAXES COLLECTED	4,516,361.22
Civil Defense & Disaster Control	240.00	Reserve For Uncollected Taxes	185,806.58	1990 Taxes Cancelled, Abated or Adjusted	917.07
Environmental Inspection & Control		<b>CAPITAL OUTLAY TOTAL</b>	320,075.52	Transfer to Tax Title Liens or Foreclosed	
Other Public Safety	10,000.00			Balance Outstanding Dec. 31, 1990	178,790.14
<b>PUBLIC WORKS</b>				<b>PRIOR YEARS TAXES OUTSTANDING</b>	
Streets and Drainage	76,440.00	Public Enterprises		Balance January 1, 1990	144,054.56
Sewers and Sewage Processing	298,480.00	Recreation-Culture	173.06	Collected in 1990	135,493.05
Garbage and Trash Disposal	303,420.00	Public Works	103,931.34	Cancelled, Abated or Adjusted 1990	418.10
Public Buildings and Grounds	32,700.00	Buildings and Grounds	215,971.12	Transfers to Tax Title Liens or Foreclosed	
Other Public Works		Library and Education		Balance December 31, 1990	8,143.41
<b>HEALTH and WELFARE</b>		Conservation		<b>TAX TITLE LIENS OUTSTANDING</b>	
Health Services Except Environmental	1,300.00	All Other		Balance January 1, 1990	
Welfare-Public Assistance	11,850.00	<b>CAPITAL DEBT AUTHORIZED, DECEMBER 31, 1990</b>		Transfer From Taxes	
Hospital, Clinics, First Aid		<b>ISSUED AND UNISSUED</b>		Redeemed in 1990	
Animal, Insect, & Rodent Control		<b>GROSS DEBT</b>		Cancelled, Abated or Adjusted (1990)	
Other Welfare Services		School	1,068,000	Transfers to Foreclosed Property	
<b>RECREATION and CONSERVATION</b>		Self-Liquidating	64,848	Balance December 31, 1990	
Beaches and Boardwalks		Other	1,440,000	<b>PROPERTY ACQUIRED BY DEED OR</b>	
Parks, Playgrounds, Shade Trees	25,430.00	Total	2,572,848	<b>FORECLOSURE</b>	
Land Reclamation & Conservation		<b>ISSUED AND OUTSTANDING</b>		Balance January 1, 1990	350.00
Other Recreational Services	11,300.00	School	1,068,000.00	Transfers From Taxes or Liens	
<b>EDUCATION (excluding schools)</b>		Self-Liquidating	64,848.00	Sale for Cash (1990)	
Libraries		Other	1,440,000.00	Cancelled, Abated or Adjusted (1990)	
Other Educational Services	2,793.00	Total	2,572,848.00	Balance December 31, 1990	350.00
<b>STATUTORY EXPENDITURES</b>		<b>EQUALIZED VALUATION BASIS</b>		<b>CURRENT FINANCES DECEMBER 31, 1990</b>	
Pensions & F. I. C. A.	142,739.00	<b>FOR NET DEBT COMPUTATION</b>	139,507,659	<b>ASSETS</b>	
Employee Fringe Benefits	123,950.00	<b>REAL PROPERTY VALUATIONS</b>		Cash Dec. 31, 1990	427,077.11
Other Statutory Expenditures	4,100.00	<b>Code Class # of Parcels % VAL'N</b>		Taxes Receivable	186,933.55
CETA And Other Public Employment Programs		1 Vacant Land 62 .61	543,150.00	Tax Title Liens	
<b>MUNICIPAL FUNCTIONS TOTAL</b>	2,083,880.18	2 Residential 1064 80.29	72,467,150.00	Foreclosed Property	350.00
<b>CAPITAL IMPROVEMENTS *MEMO*</b>	8,000.00	3 Farm		Emergencies & Other Deferred Charges	56,415.16
<b>DEBT SERVICE</b>		4a Commercial 96 12.70	11,465,700.00	State and Federal Aid Receivable	
Principal Payments	30,000.00	4b Industrial		Other Receivables	86,418.90
Interest Payments	44,809.15	4c Apartments 23 6.39	5,771,100.00	Total	817,194.72
		Total 1245	90,252,100.00	<b>LIABILITIES, RESERVES, AND SURPLUS</b>	
<b>DEFERRED CHARGES</b>	96,295.74	Land Area .61 Sq. Miles		Cash Liabilities	203,522.68
SCHOOL, COUNTY, SPECIAL DISTRICT TAXES	3,549,061.37	Net Valuation Taxable-Municipal	99,547,534	Reserves for Receivables	272,974.46
RESERVE FOR UNCOLLECTED TAXES	185,806.58	Net Valuation Taxable-County	154,292,421	Surplus Dec. 31, 1990	340,697.58
<b>EXPENDITURES TOTAL</b>	5,989,853.02	State Equalized Valuation	162,570,904	Total	817,194.72
		State Equalization Ratio	58.88		



1210

Population 1980 **13,762**  
 Population 1990 **12,804**  
 S & P Rating  
 Moody Rating **A1**

General Tax Rate Per \$100. **4.07**  
 State Equalized Tax Rate **1.90**

**METUCHEN BOROUGH - MIDDLESEX CO.**  
 Form of Government  
 Borough Council  
 Number of Members - 6

PER CAPITA:  
 Gross Debt **530.51**  
 Net Debt **473.75**  
 Debt Service **59.37**  
 Total Tax Levy **1,466.45**  
 Municipal Expenditures **594.42**

PER CENT:  
 Gross Debt **.74**  
 Net Debt **.66**  
 Tax Levy Collected **97.50**  
 Tax Levy Cancelled, Abated or Adjusted **.07**

EXPENDITURES		REVENUES-REALIZED		1990 PROPERTY TAX	
<b>GENERAL GOVERNMENT</b>				<b>STATE EQUALIZED TAX RATE</b>	
Governing Body & Public Boards		1990 Property Taxes Collected	<b>18,340,933.00</b>	Local District School Taxes	<b>1.04 10,235,987.78</b>
Municipal Clerk		1990 Payments in Lieu of Taxes		Regional & Consolidated School Tax	
Financial Administration	<b>23,703.00</b>	Delinquent Tax & Lien Collections	<b>405,616.00</b>	School Taxes in Municipal Budget	
Assessment of Taxes	<b>27,660.00</b>	Business Personalty Replacement Taxes	<b>296,771.00</b>	County Taxes	<b>.42 4,189,651.86</b>
Collection of Taxes	<b>106,073.00</b>	Taxes from Public Utilities	<b>945,492.00</b>	County Library Taxes	
Planning, Housing & Development	<b>40,758.00</b>	Other Miscellaneous Tax Revenues	<b>5,285.00</b>	Local Municipal Purpose Taxes	<b>.43 4,265,479.00</b>
Human Resources	<b>109,301.00</b>	State Aid Revenues	<b>207,871.00</b>	Veteran & Senior Citizen Taxes	<b>119,550.00</b>
Elections	<b>71,820.00</b>	Federal Aid Revenues		Total Taxes far Rate Computation	<b>1.89 18,810,668.64</b>
General Administration (other)	<b>507,149.00</b>	State and Local Fiscal Assistance Act Utilized		Special District Taxes	
<b>JUDICIARY</b>		Sale of Acquired Property		Bank Corp. Taxes	
Municipal Courts	<b>83,678.00</b>	Other Miscellaneous Revenues	<b>1,198,004.00</b>	Added and Omitted Taxes	<b>85,367.00</b>
<b>PUBLIC SAFETY</b>		Total	<b>21,399,978.00</b>	Total Taxes Levied - ABSTRACT	<b>18,776,485.64</b>
Fire Protection	<b>223,973.00</b>	Prior Years Surplus Appropriated	<b>411,000.00</b>	Total Taxes Billed	<b>18,811,091.00</b>
Police Protection	<b>1,658,564.00</b>	<b>REVENUES TOTAL</b>	<b>21,810,978.00</b>	<b>1990 TAXES COLLECTED</b>	<b>18,340,933.00</b>
Civil Defense & Disaster Control	<b>4,700.00</b>	Reserve For Uncollected Taxes	<b>470,000.00</b>	1990 Taxes Cancelled, Abated or Adjusted	<b>12,306.00</b>
Environmental Inspection & Control	<b>48,215.00</b>	<b>CAPITAL OUTLAY TOTAL</b>	<b>1,298,673.00</b>	Transfer to Tax Title Liens or Foreclosed	<b>17,070.00</b>
Other Public Safety				Balance Outstanding Dec. 31, 1990	<b>440,782.00</b>
<b>PUBLIC WORKS</b>				<b>PRIOR YEARS TAXES OUTSTANDING</b>	
Streets and Drainage	<b>428,651.00</b>	Public Enterprises		Balance January 1, 1990	<b>425,490.00</b>
Sewers and Sewage Processing	<b>837,602.00</b>	Recreation—Culture		Collected in 1990	<b>405,009.00</b>
Garbage and Trash Disposal	<b>503,873.00</b>	Public Works	<b>797,969.00</b>	Cancelled, Abated or Adjusted 1990	
Public Buildings and Grounds	<b>172,033.00</b>	Buildings and Grounds	<b>500,704.00</b>	Transfers to Tax Title Liens or Foreclosed	<b>15,045.00</b>
Other Public Works		Library and Education		Balance December 31, 1990	<b>5,436.00</b>
<b>HEALTH and WELFARE</b>		Conservation		<b>TAX TITLE LIENS OUTSTANDING</b>	
Health Services Except Environmental	<b>33,567.00</b>	All Other		Balance January 1, 1990	<b>20,924.00</b>
Welfare—Public Assistance	<b>26,860.00</b>			Transfer From Taxes	<b>33,620.00</b>
Hospital, Clinics, First Aid		<b>CAPITAL DEBT AUTHORIZED, DECEMBER 31, 1990</b>		Redeemed in 1990	<b>607.00</b>
Animal, Insect, & Rodent Control		<b>ISSUED AND UNISSUED</b>		Cancelled, Abated or Adjusted (1990)	
Other Welfare Services		School		Transfers to Foreclosed Property	
<b>RECREATION and CONSERVATION</b>		Self-Liquidating	<b>445,200</b>	Balance December 31, 1990	<b>53,937.00</b>
Beaches and Boardwalks		Other	<b>6,347,497</b>	<b>PROPERTY ACQUIRED BY DEED OR FORECLOSURE</b>	
Parks, Playgrounds, Shade Trees	<b>114,395.00</b>	Total	<b>6,792,697</b>	Balance January 1, 1990	<b>169,100.00</b>
Land Reclamation & Conservation	<b>18,988.00</b>	<b>ISSUED AND OUTSTANDING</b>		Transfers From Taxes or Liens	
Other Recreational Services	<b>85,440.00</b>	School		Sale for Cash (1990)	
<b>EDUCATION (excluding schools)</b>		Self-Liquidating	<b>350,000.00</b>	Cancelled, Abated or Adjusted (1990)	
Libraries	<b>323,727.00</b>	Other	<b>6,336,000.00</b>	Balance December 31, 1990	<b>169,100.00</b>
Other Educational Services		Total	<b>6,686,000.00</b>	<b>CURRENT FINANCES DECEMBER 31, 1990</b>	
<b>STATUTORY EXPENDITURES</b>		<b>EQUALIZED VALUATION BASIS</b>		<b>ASSETS</b>	
Pensions & F. I. C. A.	<b>491,412.00</b>	<b>FOR NET DEBT COMPUTATION</b>	<b>924,156,609</b>	Cash Dec. 31, 1990	<b>1,863,850.00</b>
Employee Fringe Benefits	<b>428,124.00</b>	<b>REAL PROPERTY VALUATIONS</b>		Taxes Receivable	<b>446,218.00</b>
Other Statutory Expenditures	<b>5,000.00</b>	<b>Code Class # of Parcels % VAL'N</b>		Tax Title Liens	<b>53,937.00</b>
CETA And Other Public Employment Programs		1 Vacant Land 159 1.15	<b>5,196,300.00</b>	Foreclosed Property	<b>169,100.00</b>
<b>MUNICIPAL FUNCTIONS</b>		2 Residential 4298 78.68	<b>355,138,300.00</b>	Emergencies & Other Deferred Charges	
<b>CAPITAL IMPROVEMENTS</b>		3 Farm		State and Federal Aid Receivable	<b>4,999.00</b>
<b>DEBT SERVICE</b>		4a Commercial 314 11.37	<b>57,583,500.00</b>	Other Receivables	<b>13,211.00</b>
Principal Payments	<b>455,000.00</b>	4b Industrial 53 6.25	<b>28,200,300.00</b>	Total	<b>2,551,315.00</b>
Interest Payments	<b>305,179.00</b>	4c Apartments 18 2.05	<b>9,233,000.00</b>	<b>LIABILITIES, RESERVES, AND SURPLUS</b>	
		Total 4847	<b>451,351,400.00</b>	Cash Liabilities	<b>1,614,735.00</b>
<b>DEFERRED CHARGES</b>		Land Area 2.75 Sq. Miles		Reserves for Receivables	<b>682,466.00</b>
SCHOOL, COUNTY, SPECIAL DISTRICT TAXES	<b>14,425,639.64</b>	Net Valuation Taxable-Municipal	<b>460,091,491</b>	Surplus Dec. 31, 1990	<b>254,114.00</b>
RESERVE FOR UNCOLLECTED TAXES	<b>470,000.00</b>	Net Valuation Taxable-County	<b>1,048,570,741</b>	Total	<b>2,551,315.00</b>
<b>EXPENDITURES TOTAL</b>	<b>22,036,534.64</b>	State Equalized Valuation	<b>977,305,327</b>		
		State Equalization Ratio	<b>46.60</b>		



0506

Population 1980 11,373  
 Population 1990 14,771  
 S & P Rating  
 Moody Rating

General Tax Rate Per \$100. 2.55  
 State Equalized Tax Rate 1.73

**MIDDLE TOWNSHIP - CAPE MAY COUNTY**  
 Form of Government  
 Township Committee  
 Number of Members - 3

PER CAPITA: Grass Debt 2,372.47 PER CENT: Grass Debt 5.86  
 Net Debt 388.02 Net Debt .96  
 Debt Service 27.69 Tax Levy Collected 88.58  
 Total Tax Levy 889.12 Tax Levy Cancelled, Abated or Adjusted .11  
 Municipal Expenditures 663.48

EXPENDITURES		REVENUES-REALIZED		1990 PROPERTY TAX	
<b>GENERAL GOVERNMENT</b>				<b>STATE EQUALIZED TAX RATE</b>	
Governing Body & Public Boards		1990 Property Taxes Collected	11,670,915.00	Local District School Taxes	1.09 7,732,653.00
Municipal Clerk		1990 Payments in Lieu of Taxes		Regional & Consolidated School Tax	
Financial Administration	176,490.00	Delinquent Tax & Lien Collections	1,135,605.00	School Taxes in Municipal Budget	
Assessment of Taxes	125,200.00	Business Personalty Replacement Taxes	96,299.00	County Taxes	.37 * 2,640,759.96
Collection of Taxes	155,100.00	Taxes from Public Utilities	3,152,631.00	County Library Taxes	.02 131,407.71
Planning, Housing & Development	547,300.00	Other Miscellaneous Tax Revenues	92,873.00	Local Municipal Purpose Taxes	.24 1,717,606.00
Human Resources	127,176.00	State Aid Revenues	264,390.00	Veteran & Senior Citizen Taxes	
Elections		Federal Aid Revenues	350,000.00	Total Taxes for Rate Computation	1.72 12,440,226.67
General Administration (other)	1,038,660.00	State and Local Fiscal Assistance Act Utilized		Special District Taxes	
<b>JUDICIARY</b>		Sale of Acquired Property		Bank Corp. Taxes	
Municipal Courts	146,540.00	Other Miscellaneous Revenues	1,572,299.00	Added and Omitted Taxes	
<b>PUBLIC SAFETY</b>		Total	18,385,072.00	Total Taxes Levied - ABSTRACT	13,133,151.67
Fire Protection	8,000.00	Prior Years Surplus Appropriated	1,605,207.00	Total Taxes Billed	13,175,567.00
Police Protection	1,944,009.00	REVENUES TOTAL	19,990,279.00	1990 TAXES COLLECTED	11,670,915.00
Civil Defense & Disaster Control	8,900.00	Reserve For Uncollected Taxes	1,413,074.00	1990 Taxes, Cancelled, Abated or Adjusted	14,833.00
Environmental Inspection & Control	122,066.00	CAPITAL OUTLAY TOTAL	2,408,463.00	Transfer to Tax Title Liens or Foreclosed	129,982.00
Other Public Safety		Public Enterprises	2,261,140.00	Balance Outstanding Dec. 31, 1990	1,359,834.00
<b>PUBLIC WORKS</b>		Recreation-Culture		<b>PRIOR YEARS TAXES OUTSTANDING</b>	
Streets and Drainage	722,467.00	Public Works	63,268.00	Balance January 1, 1990	1,294,391.00
Sewers and Sewage Processing		Buildings and Grounds	84,055.00	Collected in 1990	1,111,571.00
Garbage and Trash Disposal	701,500.00	Library and Education		Cancelled, Abated or Adjusted 1990	4,739.00
Public Buildings and Grounds	86,250.00	Conservation		Transfers to Tax Title Liens or Foreclosed	89,762.00
Other Public Works	87,000.00	All Other		Balance December 31, 1990	88,319.00
<b>HEALTH and WELFARE</b>		CAPITAL DEBT AUTHORIZED, DECEMBER 31, 1990		<b>TAX TITLE LIENS OUTSTANDING</b>	
Health Services Except Environmental	129,900.00	ISSUED AND UNISSUED		Balance January 1, 1990	170,556.00
Welfare-Public Assistance	226,760.00	School	15,778,000	Transfer From Taxes	234,227.00
Hospital, Clinics, First Aid	500.00	Self-Liquidating	13,534,300	Redeemed in 1990	74,094.00
Animal, Insect, & Radent Control	27,901.00	Other	5,731,483	Cancelled, Abated or Adjusted (1990)	52.00
Other Welfare Services		Total	35,043,783	Transfers to Foreclosed Property	1,971.00
<b>RECREATION and CONSERVATION</b>		ISSUED AND OUTSTANDING		Balance December 31, 1990	328,666.00
Beaches and Boardwalks		School	15,778,000.00	<b>PROPERTY ACQUIRED BY DEED OR FORECLOSURE</b>	
Parks, Playgrounds, Shade Trees	2,000.00	Self-Liquidating	7,017,900.00	Balance January 1, 1990	2,204,791.00
Land Reclamation & Conservation	270,030.00	Other	2,879,000.00	Transfers From Taxes or Liens	1,971.00
Other Recreational Services		Total	25,674,900.00	Sale for Cash (1990)	60,991.00
<b>EDUCATION (excluding schools)</b>		EQUALIZED VALUATION BASIS		Cancelled, Abated or Adjusted (1990)	
Libraries		FOR NET DEBT COMPUTATION	598,034,634	Balance December 31, 1990	2,145,771.00
Other Educational Services	2,000.00	REAL PROPERTY VALUATIONS		<b>CURRENT FINANCES DECEMBER 31, 1990</b>	
<b>STATUTORY EXPENDITURES</b>		Code Class # of Parcels % VAL'N	ASSESSED VALUATION	<b>ASSETS</b>	
Pensions & F. I. C. A.	591,650.00	1 Vacant Land 5403 11.22	53,253,150.00	Cash Dec. 31, 1990	4,254,679.00
Employee Fringe Benefits	514,950.00	2 Residential 5555 63.72	302,486,900.00	Taxes Receivable	1,448,153.00
Other Statutory Expenditures		3 Farm 174 1.00	4,737,600.00	Tax Title Liens	328,666.00
CETA And Other Public Employment Programs		4a Commercial 416 23.15	109,874,600.00	Foreclosed Property	2,145,771.00
<b>MUNICIPAL FUNCTIONS TOTAL</b>	7,762,349.00	4b Industrial 4 .40	1,912,600.00	Emergencies & Other Deferred Charges	537,009.00
<b>CAPITAL IMPROVEMENTS *MEMO*</b>	182,800.00	4c Apartments 12 .52	2,456,100.00	State and Federal Aid Receivable	4,020.00
<b>DEBT SERVICE</b>		Total 11564	474,720,950.00	Other Receivables	163,467.00
Principal Payments	200,000.00	Land Area 74.02 Sq. Miles		Total	8,881,765.00
Interest Payments	209,048.00	Net Valuation Taxable-Municipal	482,692,286	<b>LIABILITIES, RESERVES, AND SURPLUS</b>	
<b>DEFERRED CHARGES</b>	215,721.00	Net Valuation Taxable-County	629,987,720	Cash Liabilities	2,674,579.00
<b>SCHOOL, COUNTY, SPECIAL DISTRICT TAXES</b>	11,184,136.67	State Equalized Valuation	709,391,179	Reserves for Receivables	4,086,057.00
<b>RESERVE FOR UNCOLLECTED TAXES</b>	1,413,074.00	State Equalization Ratio	67.68	Surplus Dec. 31, 1990	2,121,129.00
<b>EXPENDITURES TOTAL</b>	20,984,328.67			Total	8,881,765.00

1211

Population 1980 13,480  
 Population 1990 13,055  
 S & P Rating  
 Moody Rating A

General Tax Rate Per \$100. 3.74  
 State Equalized Tax Rate 2.22

**MIDDLESEX BOROUGH - MIDDLESEX CO.**  
 Form of Government  
**Borough Council**  
 Number of Members - 6

PER CAPITA:  
 Gross Debt 566.78  
 Net Debt 533.77  
 Debt Service 84.90  
 Total Tax Levy 1,406.47  
 Municipal Expenditures 622.03

PER CENT:  
 Gross Debt .94  
 Net Debt .88  
 Tax Levy Collected 97.44  
 Tax Levy Cancelled, Abated or Adjusted

EXPENDITURES		REVENUES-REALIZED		1990 PROPERTY TAX	
<b>GENERAL GOVERNMENT</b>				<b>STATE EQUALIZED TAX RATE</b>	
Governing Body & Public Boards	400.00	1990 Property Taxes Collected	17,891,970.51	Local District School Taxes	1.23
Municipal Clerk		1990 Payments in Lieu of Taxes		Regional & Consolidated School Tax	
Financial Administration	17,500.00	Delinquent Tax & Lien Collections	427,863.78	School Taxes in Municipal Budget	
Assessment of Taxes	68,910.00	Business Personalty Replacement Taxes	259,445.40	County Taxes	.41
Collection of Taxes	95,430.00	Taxes from Public Utilities	1,036,363.00	County Library Taxes	
Planning, Housing & Development	37,610.26	Other Miscellaneous Tax Revenues		Local Municipal Purpose Taxes	.58
Human Resources	60,816.00	State Aid Revenues	60,102.41	Veteran & Senior Citizen Taxes	
Elections	7,000.00	Federal Aid Revenues		Total Taxes for Rate Computation	2.22
General Administration (other)	581,820.72	State and Local Fiscal Assistance Act Utilized		Special District Taxes	
<b>JUDICIARY</b>		Sale of Acquired Property	45,900.00	Bank Corp. Taxes	
Municipal Courts	203,663.00	Other Miscellaneous Revenues	998,596.83	Added and Omitted Taxes	
<b>PUBLIC SAFETY</b>		Total	20,740,246.93	Total Taxes Levied - ABSTRACT	
Fire Protection	244,282.40	Prior Years Surplus Appropriated	870,559.96	Total Taxes Billed	
Police Protection	1,280,709.84	REVENUES TOTAL	21,610,806.89	1990 TAXES COLLECTED	
Civil Defense & Disaster Control	9,400.90	Revenue For Uncollected Taxes	520,000.00	1990 Taxes Cancelled, Abated or Adjusted	
Environmental Inspection & Control	101,620.00			Transfer to Tax Title Liens or Foreclosed	
Other Public Safety		<b>CAPITAL OUTLAY TOTAL</b>	<b>1,191,070.20</b>	Balance Outstanding Dec. 31, 1990	469,439.83
<b>PUBLIC WORKS</b>				<b>PRIOR YEARS TAXES OUTSTANDING</b>	
Streets and Drainage	612,393.00	Public Enterprises	5,351.94	Balance January 1, 1990	495,543.04
Sewers and Sewage Processing	871,661.43	Recreation-Culture		Collected in 1990	416,860.38
Garbage and Trash Disposal	665,470.00	Public Works	707,889.29	Cancelled, Abated or Adjusted 1990	
Public Buildings and Grounds	39,500.00	Buildings and Grounds	477,828.97	Transfers to Tax Title Liens or Foreclosed	
Other Public Works	43,500.00	Library and Education		Balance December 31, 1990	78,682.66
<b>HEALTH and WELFARE</b>		Conservation		<b>TAX TITLE LIENS OUTSTANDING</b>	
Health Services Except Environmental	80,540.00	All Other		Balance January 1, 1990	79,588.96
Welfare-Public Assistance	10,375.00			Transfer From Taxes	
Hospital, Clinics, First Aid		<b>CAPITAL DEBT AUTHORIZED, DECEMBER 31, 1990</b>		Redeemed in 1990	11,003.40
Animal, Insect, & Rodent Control		<b>ISSUED AND UNISSUED</b>		Cancelled, Abated or Adjusted (1990)	
Other Welfare Services		School	431,000	Transfers to Foreclosed Property	
<b>RECREATION and CONSERVATION</b>		Self-Liquidating	110,300	Balance December 31, 1990	68,585.56
Beaches and Boardwalks		Other	6,858,074	<b>PROPERTY ACQUIRED BY DEED OR FORECLOSURE</b>	
Parks, Playgrounds, Shade Trees	197,198.52	Total	7,399,374	Balance January 1, 1990	1,607,500.00
Land Reclamation & Conservation	5,969.57	<b>ISSUED AND OUTSTANDING</b>		Transfers From Taxes or Liens	
Other Recreational Services	121,455.00	School	431,000.00	Balance December 31, 1990	45,900.00
<b>EDUCATION (excluding schools)</b>		Self-Liquidating	45,000.00	Sale for Cash (1990)	
Libraries	276,033.00	Other	5,339,000.00	Cancelled, Abated or Adjusted (1990)	
Other Educational Services	210.00	Total	5,815,000.00	Balance December 31, 1990	1,561,600.00
<b>STATUTORY EXPENDITURES</b>		<b>EQUALIZED VALUATION BASIS</b>		<b>CURRENT FINANCES DECEMBER 31, 1990</b>	
Pensions & F. I. C. A.	442,728.11	<b>FOR NET DEBT COMPUTATION</b>	789,397,842	<b>ASSETS</b>	
Employee Fringe Benefits	375,321.29	<b>REAL PROPERTY VALUATIONS</b>		Cash Dec. 31, 1990	1,935,081.19
Other Statutory Expenditures		Code Class # of Parcels % VAL'N		Taxes Receivable	548,122.49
CETA And Other Public Employment Programs		1 Vacant Land 262 1.47	7,186,100.00	Tax Title Liens	68,585.56
<b>MUNICIPAL FUNCTIONS TOTAL</b>	<b>6,461,568.04</b>	2 Residential 4007 74.09	362,445,800.00	Foreclosed Property	1,561,600.00
<b>CAPITAL IMPROVEMENTS *MEMO*</b>		3 Farm 4 .06	319,700.00	Emergencies & Other Deferred Charges	5,000.00
<b>DEBT SERVICE</b>		4a Commercial 189 7.09	34,695,400.00	State and Federal Aid Receivable	14,280.00
Principal Payments	755,000.00	4b Industrial 153 15.23	74,522,200.00	Other Receivables	32,206.42
Interest Payments	353,316.35	4c Apartments 5 2.05	10,005,000.00	Total	4,164,875.66
		Total 4620	489,174,200.00	<b>LIABILITIES, RESERVES, AND SURPLUS</b>	
<b>DEFERRED CHARGES</b>	<b>30,715.01</b>	Land Area 3.45 Sq. Miles		Cash Liabilities	771,176.33
<b>SCHOOL, COUNTY, SPECIAL DISTRICT TAXES</b>	<b>13,556,224.70</b>	Net Valuation Taxable-Municipal	490,634,671	Reserves for Receivables	2,210,514.47
<b>RESERVE FOR UNCOLLECTED TAXES</b>	<b>520,000.00</b>	Net Valuation Taxable-County	855,808,528	Surplus Dec. 31, 1990	1,183,184.86
<b>EXPENDITURES TOTAL</b>	<b>21,676,824.10</b>	State Equalized Valuation	825,263,435	Total	4,164,875.66
		State Equalization Ratio	59.38		



1331

Population 1980 **62,574**  
 Population 1990 **68,183**  
 S & P Rating **AA**  
 Moody Rating **A1**

General Tax Rate Per \$100. **3.74**  
 State Equalized Tax Rate **1.78**

**MIDDLETOWN TWP. - MONMOUTH CO.**  
 Form of Government  
 Special Charter (P.L. 1971 c. 237)  
 Number of Members - 5

PER CAPITA:  
 Gross Debt **846.59**  
 Net Debt **764.81**  
 Debt Service **75.87**  
 Total Tax Levy **1,378.83**  
 Municipal Expenditures **510.43**

PER CENT:  
 Gross Debt **1.19**  
 Net Debt **1.09**  
 Tax Levy Collected **96.52**  
 Tax Levy Cancelled, Abated or Adjusted

EXPENDITURES		REVENUES-REALIZED		1990 PROPERTY TAX	
<b>GENERAL GOVERNMENT</b>				<b>STATE EQUALIZED TAX RATE</b>	
Governing Body & Public Boards		1990 Property Taxes Collected	90,741,560.12	Local District School Taxes	1.74 53,141,154.00
Municipal Clerk		1990 Payments in Lieu of Taxes		Regional & Consolidated School Tax	
Financial Administration	234,045.00	Delinquent Tax & Lien Collections	2,859,742.25	School Taxes in Municipal Budget	
Assessment of Taxes	306,320.00	Business Personalty Replacement Taxes	269,325.68	County Taxes	.41 * 20,833,769.84
Collection of Taxes	294,867.00	Taxes from Public Utilities	4,592,122.00	County Library Taxes	
Planning, Housing & Development	325,272.00	Other Miscellaneous Tax Revenues		Local Municipal Purpose Taxes	.33 10,814,462.00
Human Resources	368,853.50	State Aid Revenues	745,155.51	Veteran & Senior Citizen Taxes	458,400.00
Elections	17,500.00	Federal Aid Revenues		Total Taxes for Rate Computation	1.78 91,247,785.84
General Administration (other)	5,314,531.00	State and Local Fiscal Assistance Act Utilized		Special District Taxes	2,679,000.00
<b>JUDICIARY</b>		Sale of Acquired Property		Bank Corp. Taxes	
Municipal Courts	337,035.13	Other Miscellaneous Revenues	4,882,016.56	Added and Omitted Taxes	544,361.36
<b>PUBLIC SAFETY</b>		Total	104,089,922.12	Total Taxes Levied - ABSTRACT	94,012,747.20
Fire Protection	993,554.10	Prior Years Surplus Appropriated	6,517,531.04	Total Taxes Billed	94,012,747.20
Police Protection	6,684,180.85	REVENUES TOTAL	110,607,453.16	1990 TAXES COLLECTED	90,741,560.12
Civil Defense & Disaster Control	40,800.00	Reserve For Uncollected Taxes	3,423,728.60	1990 Taxes Cancelled, Abated or Adjusted	
Environmental Inspection & Control	341,663.86	<b>CAPITAL OUTLAY TOTAL</b>	6,217,163.06	Transfer to Tax Title Liens or Foreclosed	
Other Public Safety	1,120.00	Public Enterprises		Balance Outstanding Dec. 31, 1990	3,271,187.08
<b>PUBLIC WORKS</b>		Recreation-Culture	744,685.61	<b>PRIOR YEARS TAXES OUTSTANDING</b>	
Streets and Drainage	3,813,800.00	Public Works	3,923,155.00	Balance January 1, 1990	2,528,162.35
Sewers and Sewage Processing		Buildings and Grounds	1,432,071.80	Collected in 1990	2,415,059.79
Garbage and Trash Disposal		Library and Education	117,250.65	Cancelled, Abated or Adjusted 1990	
Public Buildings and Grounds	516,500.00	Conservation		Transfers to Tax Title Liens or Foreclosed	
Other Public Works	51,524.50	All Other		Balance December 31, 1990	113,102.56
<b>HEALTH AND WELFARE</b>		<b>CAPITAL DEBT AUTHORIZED, DECEMBER 31, 1990</b>		<b>TAX TITLE LIENS OUTSTANDING</b>	
Health Services Except Environmental	362,354.50	ISSUED AND UNISSUED		Balance January 1, 1990	498,518.71
Welfare-Public Assistance	87,763.00	GROSS DEBT	5,576,000	Transfer From Taxes	
Hospital, Clinics, First Aid		NET DEBT		Redeemed in 1990	444,082.46
Animal, Insect, & Rodent Control	45,450.00	School		Cancelled, Abated or Adjusted (1990)	
Other Welfare Services	1,000.00	Self-Liquidating		Transfers to Foreclosed Property	
<b>RECREATION and CONSERVATION</b>		Other	52,147,238	Balance December 31, 1990	53,336.25
Beaches and Boardwalks		Total	57,723,238	<b>PROPERTY ACQUIRED BY DEED OR FORECLOSURE</b>	
Parks, Playgrounds, Shade Trees	1,285,410.00	ISSUED AND OUTSTANDING		Balance January 1, 1990	1,513,885.00
Land Reclamation & Conservation	1,312,853.83	School	5,576,000.00	Transfers From Taxes or Liens	
Other Recreational Services	18,050.00	Self-Liquidating		Sale for Cash (1990)	
<b>EDUCATION (excluding schools)</b>		Other	49,094,760.63	Cancelled, Abated or Adjusted (1990)	
Libraries	1,129,811.00	Total	54,670,760.63	Balance December 31, 1990	1,513,885.00
Other Educational Services		<b>EQUALIZED VALUATION BASIS</b>		<b>CURRENT FINANCES DECEMBER 31, 1990</b>	
<b>STATUTORY EXPENDITURES</b>		FOR NET DEBT COMPUTATION	4,835,730,549	<b>ASSETS</b>	
Pensions & F. I. C. A.	1,875,776.00	<b>REAL PROPERTY VALUATIONS</b>		Cash Dec. 31, 1990	11,079,402.38
Employee Fringe Benefits		Code Class # of Parcels % VAL'N		Taxes Receivable	3,384,289.64
Other Statutory Expenditures		1 Vacant Land 1765 1.24	29,892,100.00	Tax Title Liens	53,836.25
<b>CETA And Other Public Employment Programs</b>		2 Residential 20866 81.94	1,979,569,600.00	Foreclosed Property	1,513,885.00
<b>MUNICIPAL FUNCTIONS TOTAL</b>	25,760,055.27	3 Farm 229 .73	17,461,900.00	Emergencies & Other Deferred Charges	593,562.85
<b>CAPITAL IMPROVEMENTS *MEMO*</b>	367,440.00	4a Commercial 621 14.95	361,220,400.00	State and Federal Aid Receivable	12,619.93
<b>DEBT SERVICE</b>		4b Industrial 3 .07	1,729,800.00	Other Receivables	471,040.01
Principal Payments	2,535,402.20	4c Apartments 14 1.08	26,028,200.00	Total	17,108,642.06
Interest Payments	2,637,872.57	Total 23498	2,415,902,000.00	<b>LIABILITIES, RESERVES, AND SURPLUS</b>	
<b>DEFERRED CHARGES</b>	445,877.71	Land Area 41.08 Sq. Miles		Cash Liabilities	3,363,689.50
<b>SCHOOL, COUNTY, SPECIAL DISTRICT TAXES</b>	76,653,923.84	Net Valuation Taxable-Municipal	2,427,488,448	Reserves for Receivables	5,423,056.90
<b>RESERVE FOR UNCOLLECTED TAXES</b>	3,423,728.60	Net Valuation Taxable-County	5,065,620,905	Surplus Dec. 31, 1990	8,321,595.66
<b>EXPENDITURES TOTAL</b>	111,456,860.19	State Equalized Valuation	5,077,432,537	Total	17,108,642.06
		State Equalization Ratio	47.69		



Population 1980 **7,381**  
 Population 1990 **7,047**  
 S & P Rating  
 Moody Rating **A1**

General Tax Rate Per \$100. **1.98**  
 State Equalized Tax Rate **1.76**

**MIDLAND PARK BOROUGH - BERGEN CO.**  
**Form of Government**  
**Borough Council**  
**Number of Members - 6**

PER CAPITA:  
 Gross Debt **306.74**  
 Net Debt **294.18**  
 Debt Service **65.16**  
 Total Tax Levy **1,484.20**  
 Municipal Expenditures **639.91**

PER CENT:  
 Gross Debt **.37**  
 Net Debt **.36**  
 Tax Levy Collected **97.82**  
 Tax Levy Cancelled, Abated or Adjusted **607**

EXPENDITURES		REVENUES-REALIZED		1990 PROPERTY TAX	
GENERAL GOVERNMENT				STATE EQUALIZED TAX RATE	
Governing Body & Public Boards		1990 Property Taxes Collected	10,271,574.05	Local District School Taxes	1.03
Municipal Clerk		1990 Payments in Lieu of Taxes		Regional & Consolidated School Tax	
Financial Administration	65,300.00	Delinquent Tax & Lien Collections	138,149.37	School Taxes in Municipal Budget	
Assessment of Taxes	14,860.00	Business Personalty Replacement Taxes	138,366.08	County Taxes	.24
Collection of Taxes	6,725.00	Taxes from Public Utilities	382,401.00	County Library Taxes	
Planning, Housing & Development	10,265.00	Other Miscellaneous Tax Revenues		Local Municipal Purpose Taxes	.47
Human Resources	34,000.00	State Aid Revenues	59,068.55	Veteran & Senior Citizen Taxes	
Elections		Federal Aid Revenues		Total Taxes for Rate Computation	1.74
General Administration (other)	438,995.32	State and Local Fiscal Assistance Act Utilized		Special District Taxes	
JUDICIARY		Sale of Acquired Property		Bank Corp. Taxes	
Municipal Courts	43,235.67	Other Miscellaneous Revenues	639,408.80	Added and Omitted Taxes	
PUBLIC SAFETY		Total	11,628,967.85	Total Taxes Levied - ABSTRACT	
Fire Protection	66,471.40	Prior Years Surplus Appropriated	700,000.00	Total Taxes Billed	
Police Protection	703,973.47	REVENUES TOTAL	12,328,967.85	1990 TAXES COLLECTED	
Civil Defense & Disaster Control	900.00	Reserve For Uncollected Taxes	535,700.00	1990 Taxes Cancelled, Abated or Adjusted	6,946.49
Environmental Inspection & Control	38,450.00	CAPITAL OUTLAY TOTAL	660,509.74	Transfer to Tax Title Liens or Foreclosed	1,920.60
Other Public Safety		Public Enterprises		Balance Outstanding Dec. 31, 1990	219,957.58
PUBLIC WORKS		Recreation-Culture		PRIOR YEARS TAXES OUTSTANDING	
Streets and Drainage	287,495.00	Public Works	185,562.20	Balance January 1, 1990	138,149.37
Sewers and Sewage Processing	879,752.95	Buildings and Grounds	474,947.54	Collected in 1990	138,149.37
Garbage and Trash Disposal		Library and Education		Cancelled, Abated or Adjusted 1990	
Public Buildings and Grounds	96,723.92	Conservation		Transfers to Tax Title Liens or Foreclosed	
Other Public Works		All Other		Balance December 31, 1990	
HEALTH and WELFARE				TAX TITLE LIENS OUTSTANDING	
Health Services Except Environmental	45,156.00			Balance January 1, 1990	17,323.20
Welfare-Public Assistance	1,800.00			Transfer From Taxes	1,920.60
Hospital, Clinics, First Aid				Redeemed in 1990	
Animal, Insect, & Rodent Control				Cancelled, Abated or Adjusted (1990)	
Other Welfare Services				Transfers to Foreclosed Property	
RECREATION and CONSERVATION				Balance December 31, 1990	19,243.80
Beaches and Boardwalks				PROPERTY ACQUIRED BY DEED OR FORECLOSURE	
Parks, Playgrounds, Shade Trees	4,946.88			Balance January 1, 1990	200.00
Land Reclamation & Conservation	138,285.51			Transfers From Taxes or Liens	
Other Recreational Services	39,490.00			Sale for Cash (1990)	
EDUCATION (excluding schools)				Cancelled, Abated or Adjusted (1990)	
Libraries	206,276.07			Balance December 31, 1990	200.00
Other Educational Services				CURRENT FINANCES DECEMBER 31, 1990	
STATUTORY EXPENDITURES				ASSETS	
Pensions & F. I. C. A.	205,219.48			Cash Dec. 31, 1990	2,918,291.04
Employee Fringe Benefits	148,831.61			Taxes Receivable	219,957.58
Other Statutory Expenditures	100.00			Tax Title Liens	19,243.80
CETA And Other Public Employment Programs				Foreclosed Property	200.00
MUNICIPAL FUNCTIONS TOTAL	3,477,253.28			Emergencies & Other Deferred Charges	30,978.00
CAPITAL IMPROVEMENTS *MEMO*	210,000.00			State and Federal Aid Receivable	3,718.78
DEBT SERVICE				Other Receivables	7,068.26
Principal Payments	297,600.00			Total	3,199,457.46
Interest Payments	161,577.24			LIABILITIES, RESERVES, AND SURPLUS	
DEFERRED CHARGES	37,309.30			Cash Liabilities	2,106,782.30
SCHOOL, COUNTY, SPECIAL DISTRICT TAXES	7,601,338.15			Reserves for Receivables	246,469.64
RESERVE FOR UNCOLLECTED TAXES	535,700.00			Surplus Dec. 31, 1990	846,205.52
EXPENDITURES TOTAL	12,110,827.97			Total	3,199,457.46

1020

Population 1980 1,368  
 Population 1990 1,273  
 S & P Rating  
 Moody Rating

General Tax Rate Per \$100. 1.91  
 State Equalized Tax Rate 1.97

MILFORD BOROUGH - HUNTERDON CO.  
 Form of Government  
 Borough Council  
 Number of Members - 6

PER CAPITA:  
 Gross Debt 605.60  
 Net Debt 94.52  
 Debt Service  
 Total Tax Levy 1,346.91  
 Municipal Expenditures 639.60

PER CENT:  
 Gross Debt .90  
 Net Debt .14  
 Tax Levy Collected 96.12  
 Tax Levy Cancelled, Abated or Adjusted .04

EXPENDITURES		REVENUES-REALIZED		1990 PROPERTY TAX	
GENERAL GOVERNMENT		1990 Property Taxes Collected		STATE EQUALIZED TAX RATE	
Governing Body & Public Boards			1,653,114.06	Local District School Taxes	.83 767,478.00
Municipal Clerk				Regional & Consolidated School Tax	.64 558,641.59
Financial Administration	19,610.00	1990 Payments in Lieu of Taxes		School Taxes in Municipal Budget	
Assessment of Taxes	6,400.00	Delinquent Tax & Lien Collections	70,268.24	County Taxes	.36 311,002.54
Collection of Taxes	11,030.00	Business Personalty Replacement Taxes	192,498.88	County Library Taxes	
Planning, Housing & Development	17,835.00	Taxes from Public Utilities	160,085.00	Local Municipal Purpose Taxes	.09 74,130.00
Human Resources		Other Miscellaneous Tax Revenues		Veteran & Senior Citizen Taxes	
Elections		State Aid Revenues	5,619.23	Total Taxes for Rate Computation	1.97 1,728,752.13
General Administration (other)	166,607.27	Federal Aid Revenues		Special District Taxes	
JUDICIARY		State and Local Fiscal Assistance Act Utilized	2,324.00	Bank Corp. Taxes	
Municipal Courts	6,900.00	Sale of Acquired Property		Added and Omitted Taxes	3,358.46
PUBLIC SAFETY		Other Miscellaneous Revenues	210,186.50	Total Taxes Levied - ABSTRACT	1,714,610.59
Fire Protection	45,577.00	Total	2,294,095.91	Total Taxes Billed	1,719,785.31
Police Protection	78,136.00	Prior Years Surplus Appropriated	146,000.00	1990 TAXES COLLECTED	1,653,114.06
Civil Defense & Disaster Control	250.00	REVENUES TOTAL	2,440,095.91	1990 Taxes Cancelled, Abated or Adjusted	688.56
Environmental Inspection & Control		Reserve For Uncollected Taxes	100,607.73	Transfer to Tax Title Liens or Foreclosed	1,081.06
Other Public Safety		CAPITAL OUTLAY TOTAL	23,270.00	Balance Outstanding Dec. 31, 1990	64,902.13
PUBLIC WORKS				PRIOR YEARS TAXES OUTSTANDING	
Streets and Drainage	83,824.00	Public Enterprises		Balance January 1, 1990	70,268.24
Sewers and Sewage Processing		Recreation-Culture		Collected in 1990	70,268.24
Garbage and Trash Disposal	101,500.00	Public Works		Cancelled, Abated or Adjusted 1990	
Public Buildings and Grounds	20,000.00	Buildings and Grounds	23,270.00	Transfers to Tax Title Liens or Foreclosed	
Other Public Works		Library and Education		Balance December 31, 1990	
HEALTH and WELFARE		Conservation		TAX TITLE LIENS OUTSTANDING	
Health Services Except Environmental	250.00	All Other		Balance January 1, 1990	11,971.76
Welfare-Public Assistance	695.00	CAPITAL DEBT AUTHORIZED, DECEMBER 31, 1990		Transfer From Taxes	1,081.06
Hospital, Clinics, First Aid		ISSUED AND UNISSUED		Redeemed in 1990	
Animal, Insect, & Rodent Control	500.00	School	103,178	Cancelled, Abated or Adjusted (1990)	
Other Welfare Services		Self-Liquidating	593,000	Transfers to Foreclosed Property	
RECREATION and CONSERVATION		Other	74,750	Balance December 31, 1990	13,052.82
Beaches and Boardwalks		Total	770,928	PROPERTY ACQUIRED BY DEED OR FORECLOSURE	
Parks, Playgrounds, Shade Trees				Balance January 1, 1990	
Land Reclamation & Conservation	4,500.00	ISSUED AND OUTSTANDING		Transfers From Taxes or Liens	
Other Recreational Services	7,000.00	School		Sale for Cash (1990)	
EDUCATION (excluding schools)		Self-Liquidating	593,000.00	Cancelled, Abated or Adjusted (1990)	
Libraries	38,137.00	Other		Balance December 31, 1990	
Other Educational Services		Total	593,000.00	CURRENT FINANCES DECEMBER 31, 1990	
STATUTORY EXPENDITURES		EQUALIZED VALUATION BASIS		ASSETS	
Pensions & F. L. C. A.	40,000.00	FOR NET DEBT COMPUTATION	85,992,308	Cash Dec. 31, 1990	961,435.80
Employee Fringe Benefits	29,500.00	REAL PROPERTY VALUATIONS		Taxes Receivable	64,902.13
Other Statutory Expenditures	3,000.00	Code Class # of Parcels % VAL'N		Tax Title Liens	13,052.82
CETA And Other Public Employment Programs		1 Vacant Land 74 4.89	4,381,300.00	Foreclosed Property	
MUNICIPAL FUNCTIONS TOTAL	681,351.27	2 Residential 394 65.73	58,908,000.00	Emergencies & Other Deferred Charges	
CAPITAL IMPROVEMENTS *MEMO*		3 Farm 5 .57	511,650.00	State and Federal Aid Receivable	
DEBT SERVICE		4a Commercial 41 10.63	9,526,400.00	Other Receivables	3,925.75
Principal Payments		4b Industrial 4 15.39	13,796,100.00	Total	1,043,316.50
Interest Payments		4c Apartments 1 2.79	2,500,000.00	LIABILITIES, RESERVES, AND SURPLUS	
DEFERRED CHARGES	32,250.00	Total	89,623,450.00	Cash Liabilities	640,134.13
SCHOOL, COUNTY, SPECIAL DISTRICT TAXES	1,637,122.13	Land Area 1.30 Sq. Miles		Reserves for Receivables	81,880.70
RESERVE FOR UNCOLLECTED TAXES	100,607.73	Net Valuation Taxable-Municipal	89,865,306	Surplus Dec. 31, 1990	321,301.62
EXPENDITURES TOTAL	2,451,331.13	Net Valuation Taxable-County	99,732,502	Total	1,043,316.50
		State Equalized Valuation	87,061,046		
		State Equalization Ratio	103.23		



Population 1980 19,543  
 Population 1990 18,630  
 S & P Rating AA+  
 Moody Rating AAA

General Tax Rate Per \$100. 3.00  
 State Equalized Tax Rate 1.46

**MILLBURN TOWNSHIP - ESSEX COUNTY**  
**Form of Government**  
**Township Committee**  
**Number of Members - 5**

## PER CAPITA:

Gross Debt 515.16  
 Net Debt 329.55  
 Debt Service 43.02  
 Total Tax Levy 2,687.95  
 Municipal Expenditures 1,041.92

## PER CENT:

Gross Debt .30  
 Net Debt .19  
 Tax Levy Collected 98.82  
 Tax Levy Cancelled, Abated or Adjusted .06

EXPENDITURES		REVENUES-REALIZED		1990 PROPERTY TAX	
<b>GENERAL GOVERNMENT</b>				<b>STATE EQUALIZED TAX RATE</b>	
Governing Body & Public Boards	5,000.00	1990 Property Taxes Collected	49,506,657.00	Local District School Taxes	16,734,584.30
Municipal Clerk	90,558.00	1990 Payments in Lieu of Taxes	151,700.00	Regional & Consolidated School Tax	
Financial Administration	229,145.00	Delinquent Tax & Lien Collections	452,176.00	School Taxes in Municipal Budget	
Assessment of Taxes	148,390.00	Business Personalty Replacement Taxes	437,625.00	County Taxes	20,036,742.24
Collection of Taxes	98,735.00	Taxes from Public Utilities	2,028,261.00	County Library Taxes	
Planning, Housing & Development	48,748.03	Other Miscellaneous Tax Revenues	19,978.00	Local Municipal Purpose Taxes	13,155,487.00
Human Resources	187,967.00	State Aid Revenues	182,309.00	Veteran & Senior Citizen Taxes	75,100.00
Elections	3,200.00	Federal Aid Revenues		Total Taxes for Rate Computation	50,001,913.54
General Administration (other)	1,318,027.00	State and Local Fiscal Assistance Act Utilized		Special District Taxes	
<b>JUDICIARY</b>		Sale of Acquired Property	305,023.00	Bank Corp. Taxes	
Municipal Courts	123,552.04	Other Miscellaneous Revenues	2,787,698.00	Added and Omitted Taxes	149,603.00
<b>PUBLIC SAFETY</b>		Total	55,871,432.00	Total Taxes Levied - ABSTRACT	50,076,416.54
Fire Protection	2,607,681.00	Prior Years Surplus Appropriated	1,260,000.00	Total Taxes Billed	50,098,571.00
Police Protection	3,076,169.00	REVENUES TOTAL	57,131,432.00	1990 TAXES COLLECTED	49,506,657.00
Civil Defense & Disaster Control	1,000.00	Reserve For Uncollected Taxes	617,101.00	1990 Taxes Cancelled, Abated or Adjusted	30,384.00
Environmental Inspection & Control	136,575.00	CAPITAL OUTLAY TOTAL	1,558,314.00	Transfer to Tax Title Liens or Foreclosed	
Other Public Safety				Balance Outstanding Dec. 31, 1990	561,530.00
<b>PUBLIC WORKS</b>				<b>PRIOR YEARS TAXES OUTSTANDING</b>	
Streets and Drainage	1,589,884.00	Public Enterprises		Balance January 1, 1990	452,193.00
Sewers and Sewage Processing	1,262,231.00	Recreation-Culture	63,757.00	Collected in 1990	452,176.00
Garbage and Trash Disposal	1,320,989.00	Public Works	642,043.00	Cancelled, Abated or Adjusted 1990	
Public Buildings and Grounds	842,738.00	Buildings and Grounds	842,697.00	Transfers to Tax Title Liens or Foreclosed	
Other Public Works		Library and Education	9,817.00	Balance December 31, 1990	17.00
<b>HEALTH and WELFARE</b>		Conservation		<b>TAX TITLE LIENS OUTSTANDING</b>	
Health Services Except Environmental	216,668.00	All Other		Balance January 1, 1990	
Welfare-Public Assistance	6,624.00	CAPITAL DEBT AUTHORIZED, DECEMBER 31, 1990		Transfer From Taxes	
Hospital, Clinics, First Aid		ISSUED AND UNISSUED		Redeemed in 1990	
Animal, Insect, & Rodent Control		School	3,458,000	Cancelled, Abated or Adjusted (1990)	
Other Welfare Services		Self-Liquidating		Transfers to Foreclosed Property	
<b>RECREATION and CONSERVATION</b>		Other	6,139,500	Balance December 31, 1990	
Beaches and Boardwalks		Total	9,597,500	PROPERTY ACQUIRED BY DEED OR	
Parks, Playgrounds, Shade Trees	1,119,904.00			FORECLOSURE	
Land Reclamation & Conservation		ISSUED AND OUTSTANDING		Balance January 1, 1990	14,000.00
Other Recreational Services	38,005.00	School	3,458,000.00	Transfers From Taxes or Liens	
<b>EDUCATION (excluding schools)</b>		Self-Liquidating		Sale for Cash (1990)	
Libraries	797,640.00	Other	4,526,000.00	Cancelled, Abated or Adjusted (1990)	
Other Educational Services	11,000.00	Total	7,984,000.00	Balance December 31, 1990	14,000.00
<b>STATUTORY EXPENDITURES</b>		EQUALIZED VALUATION BASIS		<b>CURRENT FINANCES DECEMBER 31, 1990</b>	
Pensions & F. I. C. A.	1,413,277.01	FOR NET DEBT COMPUTATION	3,221,153.306	ASSETS	
Employee Fringe Benefits	1,057,132.00	REAL PROPERTY VALUATIONS		Cash Dec. 31, 1990	7,478,582.00
Other Statutory Expenditures		Code Class # of Parcels % VAL'N		Taxes Receivable	561,547.00
CETA And Other Public Employment Programs		1 Vacant Land 96 .56	9,306,600.00	Tax Title Liens	
<b>MUNICIPAL FUNCTIONS</b>		2 Residential 6151 79.75	1,322,001,800.00	Foreclosed Property	14,000.00
CAPITAL IMPROVEMENTS *MEMO*	1,155,000.00	3 Farm		Emergencies & Other Deferred Charges	303,102.00
<b>DEBT SERVICE</b>		4a Commercial 227 16.70	276,900,300.00	State and Federal Aid Receivable	30,261.00
Principal Payments	550,000.00	4b Industrial 32 1.95	32,345,000.00	Other Receivables	6,279.00
Interest Payments	251,421.00	4c Apartments 21 1.03	17,045,700.00	Total	8,393,771.00
		Total 6527	1,657,599,400.00	<b>LIABILITIES, RESERVES, AND SURPLUS</b>	
<b>DEFERRED CHARGES</b>		Land Area 10.00 Sq. Miles		Cash Liabilities	6,367,319.00
SCHOOL, COUNTY, SPECIAL DISTRICT TAXES	36,771,326.54	Net Valuation Taxable-Municipal	1,664,965,600	Reserves for Receivables	581,826.00
RESERVE FOR UNCOLLECTED TAXES	617,101.00	Net Valuation Taxable-County	3,345,339,531	Surplus Dec. 31, 1990	1,444,626.00
EXPENDITURES TOTAL	56,182,383.62	State Equalized Valuation	3,418,766,488	Total	8,393,771.00
		State Equalization Ratio	48.59		



1812  
Population 1980 530  
Population 1990 450  
S & P Rating  
Moody Rating

General Tax Rate Per \$100. 3.94  
State Equalized Tax Rate 1.73

MILLSTONE BOROUGH - SOMERSET CO.  
Form of Government  
Borough Council  
Number of Members - 6

PER CAPITA:  
Gross Debt 8.89  
Net Debt 8.89  
Debt Service 2.82  
Total Tax Levy 1,263.88  
Municipal Expenditures 547.79  
PER CENT:  
Gross Debt .01  
Net Debt .01  
Tax Levy Collected 95.81  
Tax Levy Cancelled, Abated or Adjusted .13

EXPENDITURES		REVENUES-REALIZED		1990 PROPERTY TAX	
GENERAL GOVERNMENT		1990 Property Taxes Collected		STATE EQUALIZED TAX RATE	
Governing Body & Public Boards		1990 Payments in Lieu of Taxes	545,623.23	Local District School Taxes	323,732.00
Municipal Clerk	14,300.00	Delinquent Tax & Lien Collections	14,193.42	Regional & Consolidated School Tax	
Financial Administration	12,550.00	Business Personalty Replacement Taxes	2,411.84	School Taxes in Municipal Budget	
Assessment of Taxes	7,550.00	Taxes from Public Utilities	53,799.00	County Taxes	137,356.36
Collection of Taxes	3,000.00	Other Miscellaneous Tax Revenues		County Library Taxes	7,973.43
Planning, Housing & Development		State Aid Revenues		Local Municipal Purpose Taxes	99,281.90
Human Resources	325.00	Federal Aid Revenues		Veteran & Senior Citizen Taxes	4,750.00
Elections	21,750.00	State and Local Fiscal Assistance Act Utilized		Total Taxes for Rate Computation	573,093.69
General Administration (other)		Sole of Acquired Property		Special District Taxes	
JUDICIARY		Other Miscellaneous Revenues	17,349.07	Bank Corp. Taxes	
Municipal Courts	3,050.00			Added and Omitted Taxes	400.46
PUBLIC SAFETY		Total	633,376.56	Total Taxes Levied - ABSTRACT	563,744.15
Fire Protection	20,550.00	Prior Years Surplus Appropriated	30,000.00	Total Taxes Billed	569,472.45
Police Protection	800.00	REVENUES TOTAL	663,376.56	1990 TAXES COLLECTED	545,623.23
Civil Defense & Disaster Control	400.00	Reserve For Uncollected Taxes	23,000.00	1990 Taxes Cancelled, Abated or Adjusted	752.60
Environmental Inspection & Control	2,100.00	CAPITAL OUTLAY TOTAL	17,243.94	Transfer to Tax Title Liens or Foreclosed	
Other Public Safety				Balance Outstanding Dec. 31, 1990	23,096.62
PUBLIC WORKS				PRIOR YEARS TAXES OUTSTANDING	
Streets and Drainage	10,000.00	Public Enterprises		Balance January 1, 1990	14,193.42
Sewers and Sewage Processing		Recreation-Culture	17,243.94	Collected in 1990	14,193.42
Garbage and Trash Disposal	105,246.70	Public Works		Cancelled, Abated or Adjusted 1990	
Public Buildings and Grounds	4,000.00	Buildings and Grounds		Transfers to Tax Title Liens or Foreclosed	
Other Public Works		Library and Education		Balance December 31, 1990	
HEALTH and WELFARE		Conservation		TAX TITLE LIENS OUTSTANDING	
Health Services Except Environmental	7,650.00	All Other		Balance January 1, 1990	
Welfare-Public Assistance		CAPITAL DEBT AUTHORIZED, DECEMBER 31, 1990		Transfer From Taxes	
Hospital, Clinics, First Aid		ISSUED AND UNISSUED		Redeemed in 1990	
Animal, Insect, & Rodent Control		School		Cancelled, Abated or Adjusted (1990)	
Other Welfare Services		Self-Liquidating		Transfers to Foreclosed Property	
RECREATION and CONSERVATION		Other	4,000	Balance December 31, 1990	
Beaches and Boardwalks		Total	4,000	PROPERTY ACQUIRED BY DEED OR	
Parks, Playgrounds, Shade Trees	2,300.00			FORECLOSURE	
Land Reclamation & Conservation	25.00	ISSUED AND OUTSTANDING		Balance January 1, 1990	
Other Recreational Services		School		Transfers From Taxes or Liens	
EDUCATION (excluding schools)		Self-Liquidating		Sale for Cash (1990)	
Libraries		Other	4,000.00	Cancelled, Abated or Adjusted (1990)	
Other Educational Services	240.00	Total	4,000.00	Balance December 31, 1990	
STATUTORY EXPENDITURES		EQUALIZED VALUATION BASIS		CURRENT FINANCES DECEMBER 31, 1990	
Pensions & F. I. C. A.	5,900.00	FOR NET DEBT COMPUTATION	31,534.189	ASSETS	
Employee Fringe Benefits		REAL PROPERTY VALUATIONS		Cash Dec. 31, 1990	101,134.69
Other Statutory Expenditures		Code Class # of Parcels % VAL'N		Taxes Receivable	23,096.62
CETA And Other Public Employment Programs		1 Vacant Land 12 1.12	161,000.00	Tax Title Liens	
MUNICIPAL FUNCTIONS TOTAL	221,636.70	2 Residential 153 91.15	13,151,200.00	Foreclosed Property	
CAPITAL IMPROVEMENTS *MEMO*	2,500.00	3 Farm 6 .89	127,300.00	Emergencies & Other Deferred Charges	8,000.00
DEBT SERVICE		4a Commercial 2 6.85	987,900.00	State and Federal Aid Receivable	
Principal Payments	1,000.00	4b Industrial		Other Receivables	54.00
Interest Payments	267.75	4c Apartments		Total	132,285.31
DEFERRED CHARGES	600.00	Total	179	LIABILITIES, RESERVES, AND SURPLUS	
SCHOOL, COUNTY, SPECIAL DISTRICT TAXES	469,061.79	Land Area .60 Sq. Miles		Cash Liabilities	35,902.83
RESERVE FOR UNCOLLECTED TAXES	23,000.00	Net Valuation Taxable-Municipal	14,443,251	Reserves for Receivables	23,150.62
EXPENDITURES TOTAL	715,566.24	Net Valuation Taxable-County	32,319,815	Surplus Dec. 31, 1990	73,231.86
		State Equalized Valuation	32,872,960	Total	132,285.31
		State Equalization Ratio	43.90		

Population 1980 3,926  
 Population 1990 5,069  
 S & P Rating  
 Moody Rating

General Tax Rate Per \$100.

1.44

State Equalized Tax Rate

1.55

## MILLSTONE TOWNSHIP - MONMOUTH CO.

Form of Government  
 Township Committee  
 Number of Members - 3

## PER CAPITAL:

Gross Debt 513.04  
 Net Debt 513.04  
 Debt Service 13.12  
 Total Tax Levy 1,790.35  
 Municipal Expenditures 676.39

## PER CENT:

Gross Debt .55  
 Net Debt .55  
 Tax Levy Collected 88.77  
 Tax Levy Cancelled, Abated or Adjusted .01

EXPENDITURES		REVENUES-REALIZED		1990 PROPERTY TAX	
GENERAL GOVERNMENT		1990 Property Taxes Collected		STATE EQUALIZED TAX RATE	
Governing Body & Public Boards			8,060,045.21	Local District School Taxes	.95
Municipal Clerk				Regional & Consolidated School Tax	
Financial Administration	83,205.00	1990 Payments in Lieu of Taxes		School Taxes in Municipal Budget	
Assessment of Taxes	80,202.00	Delinquent Tax & Lien Collections	1,152,116.14	County Taxes	.40 *
Collection of Taxes	33,995.00	Business Personalty Replacement Taxes	45,528.60	County Library Taxes	.01
Planning, Housing & Development	87,005.00	Taxes from Public Utilities	532,334.00	Local Municipal Purpose Taxes	.18
Human Resources		Other Miscellaneous Tax Revenues		Veteran & Senior Citizen Taxes	
Elections	1,212.00	State Aid Revenues	22,797.70	Total Taxes for Rate Computation	1.54
General Administration (other)	387,474.00	Federal Aid Revenues		Special District Taxes	
JUDICIARY		State and Local Fiscal Assistance Act Utilized		Bank Corp. Taxes	
Municipal Courts	71,950.00	Sale of Acquired Property		Added and Omitted Taxes	
PUBLIC SAFETY		Other Miscellaneous Revenues	884,832.16	Total Taxes Levied - ABSTRACT	9,075,286.45
Fire Protection	10,207.00			Total Taxes Billed	9,079,563.05
Police Protection	35,000.00	Prior Years Surplus Appropriated	1,000,000.00	1990 TAXES COLLECTED	8,060,045.21
Civil Defense & Disaster Control	8,500.00	REVENUES TOTAL	11,697,703.81	1990 Taxes Cancelled, Abated or Adjusted	458.00
Environmental Inspection & Control	68,101.00	Reserve For Uncollected Taxes	1,322,000.00	Transfer to Tax Title Liens or Foreclosed	69,740.73
Other Public Safety				Balance Outstanding Dec. 31, 1990	949,319.03
PUBLIC WORKS		CAPITAL OUTLAY TOTAL	286,330.38	PRIOR YEARS TAXES OUTSTANDING	
Streets and Drainage	580,000.00	Public Enterprises		Balance January 1, 1990	1,274,285.80
Sewers and Sewage Processing		Recreation-Culture		Collected in 1990	1,141,103.60
Garbage and Trash Disposal	56,000.00	Public Works	286,330.38	Cancelled, Abated or Adjusted 1990	73,211.33
Public Buildings and Grounds		Buildings and Grounds		Transfers to Tax Title Liens or Foreclosed	59,970.87
Other Public Works		Library and Education		Balance December 31, 1990	
HEALTH and WELFARE		Conservation		TAX TITLE LIENS OUTSTANDING	
Health Services Except Environmental	38,255.00	All Other		Balance January 1, 1990	11,670.19
Welfare-Public Assistance	9,409.00			Transfer From Taxes	141,459.50
Hospital, Clinics, First Aid	4,000.00	CAPITAL DEBT AUTHORIZED, DECEMBER 31, 1990		Redeemed in 1990	11,012.54
Animal, Insect, & Rodent Control	4,000.00	ISSUED AND UNISSUED		Cancelled, Abated or Adjusted (1990)	
Other Welfare Services		School		Transfers to Foreclosed Property	
RECREATION and CONSERVATION		Self-Liquidating		Balance December 31, 1990	142,117.15
Beaches and Boardwalks		Other	2,600,580	PROPERTY ACQUIRED BY DEED OR	
Parks, Playgrounds, Shade Trees	2,313.00	Total	2,600,580	FORECLOSURE	
Land Reclamation & Conservation	45,229.00	ISSUED AND OUTSTANDING		Balance January 1, 1990	92,180.00
Other Recreational Services	32,525.00	School		Transfers From Taxes or Liens	
EDUCATION (excluding schools)		Self-Liquidating		Sale for Cash (1990)	
Libraries		Other	1,285,000.00	Cancelled, Abated or Adjusted (1990)	84,400.00
Other Educational Services		Total	1,285,000.00	Balance December 31, 1990	7,780.00
STATUTORY EXPENDITURES		EQUALIZED VALUATION BASIS		CURRENT FINANCES DECEMBER 31, 1990	
Pensions & F. I. C. A.	63,116.43	FOR NET DEBT COMPUTATION	471,544,090	ASSETS	
Employee Fringe Benefits	66,000.00	REAL PROPERTY VALUATIONS		Cash Dec. 31, 1990	6,417,221.50
Other Statutory Expenditures	3,229.00	Code Class # of Parcels % VAL'N		Taxes Receivable	949,319.03
CETA And Other Public Employment Programs		1 Vacant Land 1127 23.81	135,306,480.00	Tax Title Liens	142,117.15
MUNICIPAL FUNCTIONS TOTAL	1,785,931.43	2 Residential 1297 57.07	324,317,035.00	Foreclosed Property	7,780.00
CAPITAL IMPROVEMENTS *MEMO*	30,000.00	3 Farm 690 12.63	71,757,540.00	Emergencies & Other Deferred Charges	18,000.00
DEBT SERVICE		4a Commercial 62 5.37	30,532,500.00	State and Federal Aid Receivable	
Principal Payments		4b Industrial 4 .72	4,118,700.00	Other Receivables	180,194.51
Interest Payments	66,500.00	4c Apartments 4 .40	2,273,700.00	Total	7,714,632.19
		Total 3134	568,305,955.00	LIABILITIES, RESERVES, AND SURPLUS	
DEFERRED CHARGES	254,192.57	Land Area 37.38 Sq. Miles		Cash Liabilities	3,991,850.81
SCHOOL, COUNTY, SPECIAL DISTRICT TAXES	7,575,883.89	Net Valuation Taxable-Municipal	570,885,716	Reserves for Receivables	1,279,410.69
RESERVE FOR UNCOLLECTED TAXES	1,322,000.00	Net Valuation Taxable-County	528,817,285	Surplus Dec. 31, 1990	2,443,370.69
EXPENDITURES TOTAL	11,004,507.39	State Equalized Valuation	530,843,337	Total	7,714,632.19
		State Equalization Ratio	107.58		

\*Includes County Health Service Taxes, County Vocational School Taxes, or County Open Space Tax. See Table 13.



1212

Population 1980 7,136  
 Population 1990 6,968  
 S & P Rating  
 Moody Rating A

General Tax Rate Per \$100. 3.56  
 State Equalized Tax Rate 1.93

**MILLTOWN BOROUGH - MIDDLESEX CO.**  
 Form of Government  
 Borough Council  
 Number of Members - 6

PER CAPITA:  
 Gross Debt 1,111.98  
 Net Debt 612.26  
 Debt Service 55.09  
 Total Tax Levy 1,272.58  
 Municipal Expenditures 562.36

PER CENT:  
 Gross Debt 1.75  
 Net Debt .96  
 Tax Levy Collected 96.07  
 Tax Levy Cancelled, Abated or Adjusted .04

EXPENDITURES		REVENUES-REALIZED		1990 PROPERTY TAX	
<b>GENERAL GOVERNMENT</b>				<b>STATE EQUALIZED TAX RATE</b>	
Governing Body & Public Boards		1990 Property Taxes Collected	8,530,273.76	Local District School Taxes	1.12 5,136,774.00
Municipal Clerk		1990 Payments in Lieu of Taxes		Regional & Consolidated School Tax	
Financial Administration	59,538.00	Delinquent Tax & Lien Collections	331,822.17	School Taxes in Municipal Budget	
Assessment of Taxes	21,300.00	Business Personalty Replacement Taxes	98,343.36	County Taxes	.44 2,033,365.77
Collection of Taxes	49,629.00	Taxes from Public Utilities	190,652.00	County Library Taxes	
Planning, Housing & Development	27,395.00	Other Miscellaneous Tax Revenues		Local Municipal Purpose Taxes	.37 1,718,243.70
Human Resources	227,925.49	State Aid Revenues	213,186.16	Veteran & Senior Citizen Taxes	90,400.00
Elections	4,790.00	Federal Aid Revenues		Total Taxes for Rate Computation	1.93 8,978,788.47
General Administration (other)	460,295.00	State and Local Fiscal Assistance Act Utilized		Special District Taxes	
<b>JUDICIARY</b>		Sale of Acquired Property		Bank Corp. Taxes	
Municipal Courts	50,208.76	Other Miscellaneous Revenues	368,715.31	Added and Omitted Taxes	27,738.45
<b>PUBLIC SAFETY</b>		Total	10,282,992.76	Total Taxes Levied - ABSTRACT	8,916,126.92
Fire Protection	51,360.00	Prior Years Surplus Appropriated	800,000.00	Total Taxes Billed	8,931,421.91
Police Protection	491,123.00	<b>REVENUES TOTAL</b>	11,082,992.76	1990 TAXES COLLECTED	8,590,273.76
Civil Defense & Disaster Control	200.00	Reserve For Uncollected Taxes	349,648.87	1990 Taxes Cancelled, Abated or Adjusted	3,469.93
Environmental Inspection & Control	28,530.00	<b>CAPITAL OUTLAY TOTAL</b>	1,133,355.66	Transfer to Tax Title Liens or Foreclosed	5,614.59
Other Public Safety				Balance Outstanding Dec. 31, 1990	342,063.63
<b>PUBLIC WORKS</b>				<b>PRIOR YEARS TAXES OUTSTANDING</b>	
Streets and Drainage	215,519.00	Public Enterprises	477,683.56	Balance January 1, 1990	308,721.23
Sewers and Sewage Processing		Recreation-Culture	68,995.01	Collected in 1990	308,094.64
Gorbage and Trash Disposal	453,943.00	Public Works	260,066.42	Cancelled, Abated or Adjusted 1990	.02
Public Buildings and Grounds	160,994.00	Buildings and Grounds	283,824.51	Transfers to Tax Title Liens or Foreclosed	626.57
Other Public Works	23,500.00	Library and Education	42,786.16	Balance December 31, 1990	
<b>HEALTH and WELFARE</b>		Conservation		<b>TAX TITLE LIENS OUTSTANDING</b>	
Health Services Except Environmental	15,111.00	All Other		Balance January 1, 1990	37,211.82
Welfare-Public Assistance	14,975.00	<b>CAPITAL DEBT AUTHORIZED, DECEMBER 31, 1990</b>		Transfer From Taxes	6,327.97
Hospital, Clinics, First Aid		<b>ISSUED AND UNISSUED</b>		Redeemed in 1990	23,727.53
Animal, Insect, & Rodent Control	3,248.00	School	1,495,000	Cancelled, Abated or Adjusted (1990)	2,399.73
Other Welfare Services		Self-Liquidating	1,600,000	Transfers to Foreclosed Property	
<b>RECREATION and CONSERVATION</b>		Other	4,653,310	Balance December 31, 1990	17,912.48
Beaches and Boardwalks		Total	7,748,310	<b>PROPERTY ACQUIRED BY DEED OR FORECLOSURE</b>	
Parks, Playgrounds, Shade Trees	139,457.00	<b>ISSUED AND OUTSTANDING</b>		Balance January 1, 1990	
Land Reclamation & Conservation	50,550.00	School	1,495,000.00	Transfers From Taxes or Liens	
Other Recreational Services	111,761.00	Self-Liquidating	391,000.00	Sale for Cash (1990)	
<b>EDUCATION (excluding schools)</b>		Other	2,268,750.00	Cancelled, Abated or Adjusted (1990)	
Libraries	102,579.00	Total	4,154,750.00	Balance December 31, 1990	
Other Educational Services		<b>EQUALIZED VALUATION BASIS</b>		<b>CURRENT FINANCES DECEMBER 31, 1990</b>	
<b>STATUTORY EXPENDITURES</b>		<b>FOR NET DEBT COMPUTATION</b>		<b>ASSETS</b>	
Pensions & F. I. C. A.	216,031.79	<b>REAL PROPERTY VALUATIONS</b>		Cash Dec. 31, 1990	2,432,057.52
Employee Fringe Benefits	182,330.00	Code Class # of Parcels % VAL'N		Taxes Receivable	342,063.03
Other Statutory Expenditures		1 Vacant Land 84 1.55		Tax Title Liens	17,912.48
<b>CETA And Other Public Employment Programs</b>		2 Residential 2337 85.65		Foreclosed Property	
<b>MUNICIPAL FUNCTIONS TOTAL</b>	3,162,393.04	3 Farm		Emergencies & Other Deferred Charges	24,412.50
<b>CAPITAL IMPROVEMENTS *MEMO*</b>	50,000.00	4a Commercial 91 6.69		State and Federal Aid Receivable	2,013.71
<b>DEBT SERVICE</b>		4b Industrial 6 5.50		Other Receivables	294,947.86
Principal Payments	240,740.00	4c Apartments 8 .60		Total	3,113,407.70
Interest Payments	143,128.40	Total 2526		<b>LIABILITIES, RESERVES, AND SURPLUS</b>	
<b>DEFERRED CHARGES</b>	22,620.35	Land Area 1.60 Sq. Miles		Cash Liabilities	1,236,131.40
<b>SCHOOL, COUNTY, SPECIAL DISTRICT TAXES</b>	7,170,139.77	Net Valuation Taxable-Municipal	250,103,468	Reserves for Receivables	654,923.97
<b>RESERVE FOR UNCOLLECTED TAXES</b>	349,648.87	Net Valuation Taxable-County	510,048,295	Surplus Dec. 31, 1990	1,222,352.33
<b>EXPENDITURES TOTAL</b>	11,088,670.43	State Equalized Valuation	459,843,926	Total	3,113,407.70
		State Equalization Ratio	54.35		



0610

Population 1980 24,815  
 Population 1990 25,992  
 S & P Rating A  
 Moody Rating

General Tax Rate Per \$100.

3.47

State Equalized Tax Rate

3.00

**MILLVILLE CITY - CUMBERLAND COUNTY**  
**Form of Government**  
**Commission (1911)**  
**Number of Members - 5**

PER CAPITA:

Gross Debt 1,182.21  
 Net Debt 367.81  
 Debt Service 61.04  
 Total Tax Levy 871.50  
 Municipal Expenditures 610.25

PER CENT:

Gross Debt 4.63  
 Net Debt 1.44  
 Tax Levy Collected 93.64  
 Tax Levy Cancelled, Abated or Adjusted .38

EXPENDITURES		REVENUES-REALIZED		1990 PROPERTY TAX	
<b>GENERAL GOVERNMENT</b>				<b>STATE EQUALIZED TAX RATE</b>	
Governing Body & Public Boards		1990 Property Taxes Collected	21,247,246.11	Local District School Taxes	6,655,325.22
Municipal Clerk	117,350.00	1990 Payments in Lieu of Taxes	20,986.58	Regional & Consolidated School Tax	
Financial Administration	193,250.00	Delinquent Tax & Lien Collections	1,169,552.99	School Taxes in Municipal Budget	292,060.13
Assessment of Taxes	174,000.00	Business Personalty Replacement Taxes	478,329.96	County Taxes	7,952,176.81
Collection of Taxes	181,050.00	Taxes from Public Utilities	1,499,412.00	County Library Taxes	
Planning, Housing & Development	164,025.00	Other Miscellaneous Tax Revenues		Local Municipal Purpose Taxes	7,234,990.83
Human Resources	941,625.00	State Aid Revenues	2,847,328.90	Veteran & Senior Citizen Taxes	296,650.00
Elections	19,700.00	Federal Aid Revenues	5,552.26	Total Taxes for Rate Computation	22,431,202.99
General Administration (other)	2,127,394.06	State and Local Fiscal Assistance Act Utilized		Special District Taxes	
<b>JUDICIARY</b>		Sale of Acquired Property		Bank Corp. Taxes	
Municipal Courts	131,750.00	Other Miscellaneous Revenues	1,784,147.57	Added and Omitted Taxes	517,514.28
<b>PUBLIC SAFETY</b>		Total	29,052,556.37	Total Taxes Levied - ABSTRACT	22,652,067.27
Fire Protection	320,602.50	Prior Years Surplus Appropriated	785,000.00	Total Taxes Billed	22,690,002.26
Police Protection	1,896,671.07	REVENUES TOTAL	29,837,556.37	1990 TAXES COLLECTED	21,247,246.11
Civil Defense & Disaster Control	13,350.00	Reserve For Uncollected Taxes	1,969,287.68	1990 Taxes Cancelled, Abated or Adjusted	85,796.95
Environmental Inspection & Control	245,100.00	CAPITAL OUTLAY TOTAL	2,002,043.32	Transfer to Tax Title Liens or Foreclosed	126,588.31
Other Public Safety				Balance Outstanding Dec. 31, 1990	1,230,370.89
<b>PUBLIC WORKS</b>				<b>PRIOR YEARS TAXES OUTSTANDING</b>	
Streets and Drainage	1,123,239.00	Public Enterprises	314,797.55	Balance January 1, 1990	1,172,215.44
Sewers and Sewage Processing		Recreation—Culture	16,405.00	Collected in 1990	967,002.50
Garbage and Trash Disposal	1,192,550.00	Public Works	137,125.36	Cancelled, Abated or Adjusted 1990	58,633.97
Public Buildings and Grounds	217,040.00	Buildings and Grounds	145,309.80	Transfers to Tax Title Liens or Foreclosed	133,902.18
Other Public Works	116,000.00	Library and Education	1,388,405.61	Balance December 31, 1990	12,676.79
<b>HEALTH and WELFARE</b>		Conservation		<b>TAX TITLE LIENS OUTSTANDING</b>	
Health Services Except Environmental	27,000.00	All Other		Balance January 1, 1990	189,786.47
Welfare—Public Assistance	116,925.00	<b>CAPITAL DEBT AUTHORIZED, DECEMBER 31, 1990</b>		Transfer From Taxes	292,817.60
Hospital, Clinics, First Aid		ISSUED AND UNISSUED	GROSS DEBT	Redeemed in 1990	202,550.49
Animal, Insect, & Rodent Control	6,000.00	School	16,467,050	Cancelled, Abated or Adjusted (1990)	
Other Welfare Services		Self-Liquidating	7,279,218	Transfers to Foreclosed Property	
<b>RECREATION and CONSERVATION</b>		Other	6,981,812	Balance December 31, 1990	280,053.58
Beaches and Boardwalks		Total	30,728,080	<b>PROPERTY ACQUIRED BY DEED OR FORECLOSURE</b>	
Parks, Playgrounds, Shade Trees	257,590.00	ISSUED AND OUTSTANDING		Balance January 1, 1990	174,180.00
Land Reclamation & Conservation		School	6,353,000.00	Transfers From Taxes or Liens	
Other Recreational Services	88,050.00	Self-Liquidating	3,184,828.93	Sale for Cash (1990)	
<b>EDUCATION (excluding schools)</b>		Other	4,849,646.60	Cancelled, Abated or Adjusted (1990)	
Libraries	328,000.00	Total	14,387,475.53	Balance December 31, 1990	174,180.00
Other Educational Services		<b>EQUALIZED VALUATION BASIS FOR NET DEBT COMPUTATION</b>		<b>CURRENT FINANCES DECEMBER 31, 1990</b>	
<b>STATUTORY EXPENDITURES</b>		<b>REAL PROPERTY VALUATIONS</b>		<b>ASSETS</b>	
Pensions & F. I. C. A.	768,488.47	Code Class # of Parcels % VAL'N	ASSESSED VALUATION	Cash Dec. 31, 1990	4,343,456.96
Employee Fringe Benefits	1,289,017.80	1 Vacant Land 1703 4.14	26,245,400.00	Taxes Receivable	1,243,047.68
Other Statutory Expenditures		2 Residential 7049 63.39	401,885,200.00	Tax Title Liens	280,053.58
CETA And Other Public Employment Programs		3 Farm 179 .88	5,556,300.00	Foreclosed Property	174,180.00
<b>MUNICIPAL FUNCTIONS TOTAL</b>		4a Commercial 381 12.88	81,655,500.00	Emergencies & Other Deferred Charges	74,088.75
CAPITAL IMPROVEMENTS *MEMO*	100,000.00	4b Industrial 72 13.92	88,227,900.00	State and Federal Aid Receivable	620,530.03
<b>DEBT SERVICE</b>		4c Apartments 34 4.79	30,384,200.00	Other Receivables	434,030.57
Principal Payments	923,653.63	Total	633,954,500.00	Total	7,169,387.57
Interest Payments	663,004.01	Land Area 43.00 Sq. Miles		<b>LIABILITIES, RESERVES, AND SURPLUS</b>	
<b>TYPE I SCHL DEBT *MEMO</b>	966,209.13	Net Valuation Taxable-Municipal	638,976,622	Cash Liabilities	3,313,841.28
DEFERRED CHARGES	250,521.72	Net Valuation Taxable-County	699,006,476	Reserves for Receivables	1,974,311.84
SCHOOL, COUNTY, SPECIAL DISTRICT TAXES	14,899,562.16	State Equalized Valuation	738,935,644	Surplus Dec. 31, 1990	1,881,234.45
RESERVE FOR UNCOLLECTED TAXES	1,969,287.68	State Equalization Ratio	86.38	Total	7,169,387.57
EXPENDITURES TOTAL	30,761,297.60				

1987 / 3000

\* ABOVE DEBT SERVICE INCLUDES TYPE I SCHOOL DEBT

384

\*Includes County Health Service Taxes, County Vocational School Taxes, or County Open Space Tax. See Table 13.

1420  
 Population 1980 3,325  
 Population 1990 3,333  
 S & P Rating A  
 Moody Rating  
 General Tax Rate Per \$100. 5.56  
 State Equalized Tax Rate 1.96

MINE HILL TOWNSHIP - MORRIS COUNTY  
 Form of Government  
 Mayor-Council Plan E (OMCL 50)  
 Number of Members - 5

PER CAPITA:  
 Gross Debt 700.16  
 Net Debt 415.14  
 Debt Service 26.02  
 Total Tax Levy 1,388.09  
 Municipal Expenditures 516.13  
 PER CENT:  
 Gross Debt 1.15  
 Net Debt .68  
 Tax Levy Collected 93.84  
 Tax Levy Cancelled, Abated or Adjusted .64

EXPENDITURES		REVENUES-REALIZED		1990 PROPERTY TAX	
GENERAL GOVERNMENT				STATE EQUALIZED TAX RATE 1.96	
Governing Body & Public Boards		1990 Property Taxes Collected	4,348,376.92	Local District School Taxes	2,679,130.50
Municipal Clerk		1990 Payments in Lieu of Taxes		Regional & Consolidated School Tax	
Financial Administration	55,869.00	Delinquent Tax & Lien Collections	165,622.16	School Taxes in Municipal Budget	
Assessment of Taxes	10,206.00	Business Personalty Replacement Taxes	57,790.40	County Taxes	615,450.71
Collection of Taxes	21,950.00	Taxes from Public Utilities	174,203.40	County Library Taxes	
Planning, Housing & Development	31,774.00	Other Miscellaneous Tax Revenues		Local Municipal Purpose Taxes	939,879.36
Human Resources	5,712.00	State Aid Revenues	18,636.98	Veteran & Senior Citizen Taxes	42,990.00
Elections	1,322.00	Federal Aid Revenues		Total Taxes for Rate Computation	4,277,360.57
General Administration (other)	363,626.68	State and Local Fiscal Assistance Act Utilized		Special District Taxes	363,603.59
JUDICIARY		Sale of Acquired Property		Bank Corp. Taxes	
Municipal Courts	41,250.00	Other Miscellaneous Revenues	206,941.96	Added and Omitted Taxes	28,627.14
PUBLIC SAFETY		Total	4,971,571.72	Total Taxes Levied - ABSTRACT	4,626,491.29
Fire Protection	32,394.01	Prior Years Surplus Appropriated	170,000.00	Total Taxes Billed	4,633,331.39
Police Protection	364,800.00	REVENUES TOTAL	5,141,571.72	1990 TAXES COLLECTED	4,348,376.92
Civil Defense & Disaster Control		Reserve For Uncollected Taxes	206,967.04	1990 Taxes Cancelled, Abated or Adjusted	29,793.30
Environmental Inspection & Control	33,690.00	CAPITAL OUTLAY TOTAL	231,287.09	Transfer to Tax Title Liens or Foreclosed	2,090.26
Other Public Safety				Balance Outstanding Dec. 31, 1990	247,570.91
PUBLIC WORKS				PRIOR YEARS TAXES OUTSTANDING	
Streets and Drainage	143,662.68	Public Enterprises	535.00	Balance January 1, 1990	166,070.89
Sewers and Sewage Processing	17,000.00	Recreation-Culture		Collected in 1990	165,622.16
Garbage and Trash Disposal		Public Works	18,821.11	Cancelled, Abated or Adjusted 1990	187.47
Public Buildings and Grounds	13,651.00	Buildings and Grounds	211,880.93	Transfers to Tax Title Liens or Foreclosed	
Other Public Works	12,900.00	Library and Education		Balance December 31, 1990	261.25
HEALTH and WELFARE		Conservation		TAX TITLE LIENS OUTSTANDING	
Health Services Except Environmental	45,854.00	All Other		Balance January 1, 1990	71,299.40
Welfare-Public Assistance	2,233.00	CAPITAL DEBT AUTHORIZED, DECEMBER 31, 1990		Transfer From Taxes	8,090.26
Hospital, Clinics, First Aid		ISSUED AND UNISSUED		Redeemed in 1990	
Animal, Insect, & Rodent Control	2,400.00	School	950,000	Cancelled, Abated or Adjusted (1990)	
Other Welfare Services		Self-Liquidating	244,000	Transfers to Foreclosed Property	
RECREATION and CONSERVATION		Other	1,139,648	Balance December 31, 1990	79,389.66
Beaches and Boardwalks		Total	2,333,648	PROPERTY ACQUIRED BY DEED OR FORECLOSURE	
Parks, Playgrounds, Shade Trees				Balance January 1, 1990	25,100.00
Land Reclamation & Conservation	370.00	ISSUED AND OUTSTANDING		Transfers From Taxes or Liens	
Other Recreational Services	9,033.22	School	950,000.00	Sale for Cash (1990)	
EDUCATION (excluding schools)		Self-Liquidating	244,000.00	Cancelled, Abated or Adjusted (1990)	
Libraries	500.00	Other	1,075,500.00	Balance December 31, 1990	25,100.00
Other Educational Services		Total	2,269,500.00	CURRENT FINANCES DECEMBER 31, 1990	
STATUTORY EXPENDITURES		EQUALIZED VALUATION BASIS FOR NET DEBT COMPUTATION	203,253,726	ASSETS	
Pensions & F. I. C. A.	113,435.00	REAL PROPERTY VALUATIONS		Cash Dec. 31, 1990	323,510.53
Employee Fringe Benefits	67,265.62	Code Class # of Parcels % VAL'N		Taxes Receivable	247,832.16
Other Statutory Expenditures		1 Vacant Land 228 6.56	4,983,200.00	Tax Title Liens	79,389.66
CETA And Other Public Employment Programs		2 Residential 1252 86.19	65,513,670.00	Foreclosed Property	25,100.00
MUNICIPAL FUNCTIONS TOTAL	1,391,073.21	3 Farm 2 .01	11,300.00	Emergencies & Other Deferred Charges	135,106.71
CAPITAL IMPROVEMENTS *MEMO*	5,000.00	4a Commercial 38 4.67	3,550,700.00	State and Federal Aid Receivable	
DEBT SERVICE		4b Industrial 3 2.57	1,952,500.00	Other Receivables	14,073.58
Principal Payments	40,000.00	4c Apartments		Total	830,012.74
Interest Payments	46,737.50	Total 1523	76,016,370.00	LIABILITIES, RESERVES, AND SURPLUS	
DEFERRED CHARGES	35,490.26	Land Area 2.95 Sq. Miles		Cash Liabilities	334,520.63
SCHOOL, COUNTY, SPECIAL DISTRICT TAXES	3,657,934.79	Net Valuation Taxable-Municipal	76,291,379	Reserves for Receivables	366,395.40
RESERVE FOR UNCOLLECTED TAXES	206,967.04	Net Valuation Taxable-County	241,617,763	Surplus Dec. 31, 1990	129,096.71
EXPENDITURES TOTAL	5,378,252.80	State Equalized Valuation	215,985,480	Total	830,012.74
		State Equalization Ratio	35.24		



1333

Population 1980 3,318  
 Population 1990 3,303  
 S & P Rating  
 Moody Rating A

General Tax Rate Per \$100.

1.60

State Equalized Tax Rate

1.48

**MONMOUTH BEACH BORO. - MONMOUTH CO**  
 Form of Government  
 Commission (1911)  
 Number of Members - 3

PER CAPITA:

Gross Debt 1,160.82  
 Net Debt 1,027.88  
 Debt Service 90.68  
 Total Tax Levy 1,866.77  
 Municipal Expenditures 791.64

PER CENT:

Gross Debt .98  
 Net Debt .87  
 Tax Levy Collected 95.42  
 Tax Levy Cancelled, Abated or Adjusted

EXPENDITURES		REVENUES-REALIZED		1990 PROPERTY TAX	
<b>GENERAL GOVERNMENT</b>				<b>STATE EQUALIZED TAX RATE</b>	
Governing Body & Public Boards		1990 Property Taxes Collected	5,883,641.93	Local District School Taxes	.34 1,394,683.50
Municipal Clerk		1990 Payments in Lieu of Taxes		Regional & Consolidated School Tax	.35 1,455,480.41
Financial Administration	17,854.58	Delinquent Tax & Lien Collections	161,783.03	School Taxes in Municipal Budget	
Assessment of Taxes	23,000.00	Business Personalty Replacement Taxes	7,946.68	County Taxes	.41 * 1,699,807.63
Collection of Taxes	3,500.00	Taxes from Public Utilities	257,323.00	County Library Taxes	.01 55,754.20
Planning, Housing & Development	24,640.00	Other Miscellaneous Tax Revenues		Local Municipal Purpose Taxes	.37 1,547,250.00
Human Resources	45,328.00	State Aid Revenues	15,119.82	Veteran & Senior Citizen Taxes	16,400.00
Elections	2,650.00	Federal Aid Revenues		Total Taxes for Rate Computation	1.48 6,169,375.74
General Administration (other)	363,493.49	State and Local Fiscal Assistance Act Utilized		Special District Taxes	
<b>JUDICIARY</b>		Sale of Acquired Property		Bank Corp. Taxes	
Municipal Courts	33,500.00	Other Miscellaneous Revenues	356,924.60	Added and Omitted Taxes	12,950.08
<b>PUBLIC SAFETY</b>		Total	6,682,739.06	Total Taxes Levied - ABSTRACT	6,165,925.82
Fire Protection	51,150.30	Prior Years Surplus Appropriated	470,000.00	Total Taxes Billed	6,165,925.82
Police Protection	482,006.61	REVENUES TOTAL	7,152,739.06	1990 TAXES COLLECTED	5,883,641.93
Civil Defense & Disaster Control	10,000.00	Reserve For Uncollected Taxes	229,423.98	1990 Taxes Cancelled, Abated or Adjusted	
Environmental Inspection & Control	3,900.00	<b>CAPITAL OUTLAY TOTAL</b>	191,426.99	Transfer to Tax Title Liens or Foreclosed	
Other Public Safety				Balance Outstanding Dec. 31, 1990	282,283.89
<b>PUBLIC WORKS</b>				<b>PRIOR YEARS TAXES OUTSTANDING</b>	
Streets and Drainage	220,350.00	Public Enterprises		Balance January 1, 1990	180,318.27
Sewers and Sewage Processing	2,000.00	Recreation-Culture		Collected in 1990	158,932.46
Garbage and Trash Disposal	252,000.00	Public Works	59,678.76	Cancelled, Abated or Adjusted 1990	
Public Buildings and Grounds	37,348.85	Buildings and Grounds	131,743.23	Transfers to Tax Title Liens or Foreclosed	
Other Public Works	17,000.00	Library and Education		Balance December 31, 1990	21,385.81
<b>HEALTH and WELFARE</b>		Conservation		<b>TAX TITLE LIENS OUTSTANDING</b>	
Health Services Except Environmental	20,175.00	All Other		Balance January 1, 1990	21,603.18
Welfare-Public Assistance	250.00	<b>CAPITAL DEBT AUTHORIZED, DECEMBER 31, 1990</b>		Transfer From Taxes	
Hospital, Clinics, First Aid		<b>ISSUED AND UNISSUED GROSS DEBT NET DEBT</b>		Redeemed in 1990	2,850.57
Animal, Insect, & Rodent Control		School 439,112		Cancelled, Abated or Adjusted (1990)	
Other Welfare Services		Self-Liquidating		Transfers to Foreclosed Property	
<b>RECREATION and CONSERVATION</b>		Other 3,395,075	3,395,075	Balance December 31, 1990	18,752.61
Beaches and Boardwalks	87,492.21	Total 3,834,187	3,395,075	<b>PROPERTY ACQUIRED BY DEED OR FORECLOSURE</b>	
Parks, Playgrounds, Shade Trees	27,154.00	<b>ISSUED AND OUTSTANDING</b>		Balance January 1, 1990	118,710.00
Land Reclamation & Conservation	5,500.00	School 439,112.07		Transfers From Taxes or Liens	
Other Recreational Services		Self-Liquidating		Sale for Cash (1990)	
<b>EDUCATION (excluding schools)</b>		Other 1,550,000.00	1,989,112.07	Cancelled, Abated or Adjusted (1990)	
Libraries	36,500.00	Total 1,989,112.07		Balance December 31, 1990	118,710.00
Other Educational Services		<b>EQUALIZED VALUATION BASIS</b>		<b>CURRENT FINANCES DECEMBER 31, 1990</b>	
<b>STATUTORY EXPENDITURES</b>		<b>FOR NET DEBT COMPUTATION</b>	391,296,267	<b>ASSETS</b>	
Pensions & F. I. C. A.	159,139.12	<b>REAL PROPERTY VALUATIONS</b>		Cash Dec. 31, 1990	1,880,193.12
Employee Fringe Benefits	127,110.66	<b>Code Class # of Parcels % VAL'N ASSESSED VALUATION</b>		Taxes Receivable	303,669.70
Other Statutory Expenditures		1 Vacant Land 185 2.99 11,441,700.00		Tax Title Liens	18,752.61
CETA And Other Public Employment Programs		2 Residential 1903 93.00 356,150,000.00		Foreclosed Property	118,710.00
<b>MUNICIPAL FUNCTIONS TOTAL</b>	2,057,942.82	3 Farm 36 3.92 14,999,800.00		Emergencies & Other Deferred Charges	16,059.13
<b>CAPITAL IMPROVEMENTS *MEMO*</b>	20,000.00	4a Commercial 36 3.92 14,999,800.00		State and Federal Aid Receivable	
<b>DEBT SERVICE</b>		4b Industrial 1 .10 385,000.00		Other Receivables	25,051.34
Principal Payments	165,000.00	4c Apartments 1 .10 385,000.00		Total	2,362,435.90
Interest Payments	134,512.50	Total 2126 382,975,500.00		<b>LIABILITIES, RESERVES, AND SURPLUS</b>	
<b>DEFERRED CHARGES</b>	27,348.16	Land Area 1.10 Sq. Miles		Cash Liabilities	1,446,704.05
<b>SCHOOL, COUNTY, SPECIAL DISTRICT TAXES</b>	4,605,725.74	Net Valuation Taxable-Municipal	383,658,426	Reserves for Receivables	466,183.65
<b>RESERVE FOR UNCOLLECTED TAXES</b>	229,423.98	Net Valuation Taxable-County	412,438,133	Surplus Dec. 31, 1990	449,548.20
<b>EXPENDITURES TOTAL</b>	7,220,503.20	State Equalized Valuation	416,612,693	Total	2,362,435.90
		State Equalization Ratio	92.21		

\*Includes County Health Service Taxes, County Vocational School Taxes, or County Open Space Tax. See Table 13.



0811

Population 1980 21,639  
 Population 1990 26,703  
 S & P Rating  
 Moody Rating AAA

General Tax Rate Per \$100.

3.42

State Equalized Tax Rate

2.17

## MONROE TOWNSHIP - GLOUCESTER CO.

Form of Government

Mayor-Council Plan F (OMLC 50)

Number of Members - 7

PER CAPITA:

Gross Debt 323.31  
 Net Debt 251.65  
 Debt Service 30.81  
 Total Tax Levy 609.63  
 Municipal Expenditures 476.87

PER CENT:

Gross Debt 1.31  
 Net Debt 1.00  
 Tax Levy Collected 93.29  
 Tax Levy Cancelled, Abated or Adjusted .16

EXPENDITURES		REVENUES-REALIZED		1990 PROPERTY TAX	
GENERAL GOVERNMENT		1990 Property Taxes Collected		STATE EQUALIZED TAX RATE	
Governing Body & Public Boards			16,680,344.52	Local District School Taxes	6,934,750.88
Municipal Clerk	146,585.00	1990 Payments in Lieu of Taxes		Regional & Consolidated School Tax	
Financial Administration	126,336.45	Delinquent Tax & Lien Collections	1,322,977.19	School Taxes in Municipal Budget	
Assessment of Taxes	122,739.96	Business Personalty Replacement Taxes	126,176.08	County Taxes	5,113,142.94
Collection of Taxes	115,763.57	Taxes from Public Utilities	3,308,863.00	County Library Taxes	
Planning, Housing & Development	216,607.00	Other Miscellaneous Tax Revenues		Local Municipal Purpose Taxes	5,328,472.34
Human Resources	16,700.00	State Aid Revenues	663,581.70	Veteran & Senior Citizen Taxes	250,150.00
Elections	1,831,004.14	Federal Aid Revenues		Total Taxes for Rate Computation	17,626,516.16
General Administration (other)		State and Local Fiscal Assistance Act Utilized		Special District Taxes	
JUDICIARY		Sale of Acquired Property		Bank Corp. Taxes	
Municipal Courts	123,192.25	Other Miscellaneous Revenues	1,461,064.04	Added and Omitted Taxes	504,890.94
PUBLIC SAFETY		Total	23,563,506.53	Total Taxes Levied - ABSTRACT	17,881,257.10
Fire Protection	143,639.75	Prior Years Surplus Appropriated	1,350,000.00	Total Taxes Billed	17,881,257.10
Police Protection	2,170,677.94	REVENUES TOTAL	24,913,506.53	1990 TAXES COLLECTED	16,680,344.52
Civil Defense & Disaster Control	23,375.65	Reserve For Uncollected Taxes	1,269,635.43	1990 Taxes Cancelled, Abated or Adjusted	27,839.70
Environmental Inspection & Control	185,373.59	CAPITAL OUTLAY TOTAL	4,289,393.46	Transfer to Tax Title Liens or Foreclosed	52,403.89
Other Public Safety				Balance Outstanding Dec. 31, 1990	1,120,168.99
PUBLIC WORKS				PRIOR YEARS TAXES OUTSTANDING	
Streets and Drainage	1,271,857.22	Public Enterprises		Balance January 1, 1990	1,337,820.24
Sewers and Sewage Processing		Recreation—Culture	3,920.00	Collected in 1990	1,164,578.21
Garbage and Trash Disposal	1,903,205.17	Public Works	950,000.00	Cancelled, Abated or Adjusted 1990	482.20
Public Buildings and Grounds	153,749.03	Buildings and Grounds	3,330,473.46	Transfers to Tax Title Liens or Foreclosed	12,379.29
Other Public Works	127,370.00	Library and Education		Balance December 31, 1990	159,380.54
HEALTH and WELFARE		Conservation		TAX TITLE LIENS OUTSTANDING	
Health Services Except Environmental	98,849.89	All Other		Balance January 1, 1990	280,111.56
Welfare—Public Assistance	56,053.13	CAPITAL DEBT AUTHORIZED, DECEMBER 31, 1990		Transfer From Taxes	69,439.79
Hospital, Clinics, First Aid		ISSUED AND UNISSUED		Redeemed in 1990	158,398.98
Animal, Insect, & Rodent Control	9,200.00	School	2,047,000	Cancelled, Abated or Adjusted (1990)	
Other Welfare Services	2,100.00	Self-Liquidating		Transfers to Foreclosed Property	
RECREATION and CONSERVATION		Other	6,719,892	Balance December 31, 1990	191,152.37
Beaches and Boardwalks		Total	8,766,892	PROPERTY ACQUIRED BY DEED OR FORECLOSURE	
Parks, Playgrounds, Shade Trees	104,764.97	ISSUED AND OUTSTANDING		Balance January 1, 1990	3,701,800.00
Land Reclamation & Conservation	3,950.00	School	2,047,000.00	Transfers From Taxes or Liens	
Other Recreational Services	140,707.10	Self-Liquidating		Sale for Cash (1990)	
EDUCATION (excluding schools)		Other	6,534,400.05	Cancelled, Abated or Adjusted (1990)	
Libraries	251,069.00	Total	8,581,400.05	Balance December 31, 1990	3,701,800.00
Other Educational Services	999.00	EQUALIZED VALUATION BASIS		CURRENT FINANCES DECEMBER 31, 1990	
STATUTORY EXPENDITURES		FOR NET DEBT COMPUTATION	669,838.268	ASSETS	
Pensions & F. L. C. A.	615,876.00	REAL PROPERTY VALUATIONS		Cash Dec. 31, 1990	3,537,533.16
Employee Fringe Benefits	603,400.00	Code Class # of Parcels % VAL'N		Taxes Receivable	1,280,049.53
Other Statutory Expenditures		1 Vacant Land 2498 4.61	23,104,300.00	Tax Title Liens	191,152.37
CETA And Other Public Employment Programs		2 Residential 6625 75.15	376,253,510.00	Foreclosed Property	3,701,800.00
MUNICIPAL FUNCTIONS TOTAL	10,579,265.81	3 Farm 487 1.97	9,850,500.00	Emergencies & Other Deferred Charges	
CAPITAL IMPROVEMENTS *MEMO*	150,000.00	4a Commercial 370 15.11	75,655,200.00	State and Federal Aid Receivable	285,944.41
DEBT SERVICE		4b Industrial 14 .74	3,701,400.00	Other Receivables	83,962.15
Principal Payments	428,393.86	4c Apartments 14 2.42	12,128,100.00	Total	9,080,441.62
Interest Payments	394,448.50	Total 10008	500,693,010.00	LIABILITIES, RESERVES, AND SURPLUS	
DEFERRED CHARGES	62,025.79	Land Area 46.96 Sq. Miles		Cash Liabilities	1,429,192.39
SCHOOL, COUNTY, SPECIAL DISTRICT TAXES	12,047,893.82	Net Valuation Taxable-Municipal	509,232,670	Reserves for Receivables	5,256,964.05
RESERVE FOR UNCOLLECTED TAXES	1,269,635.43	Net Valuation Taxable-County	729,241,180	Surplus Dec. 31, 1990	2,394,285.18
EXPENDITURES TOTAL	24,781,663.21	State Equalized Valuation	796,412,217	Total	9,080,441.62
		State Equalization Ratio	63.55		

1213

Population 1980 15,853  
 Population 1990 22,255  
 S & P Rating  
 Moody Rating AAA

General Tax Rate Per \$100. 5.25  
 State Equalized Tax Rate 1.48

MONROE TOWNSHIP - MIDDLESEX CO.  
 Form of Government  
 Mayor-Council Plan F (OMCL 50)  
 Number of Members - 5

PER CAPITA:  
 Gross Debt 875.36  
 Net Debt 616.58  
 Debt Service 58.31  
 Total Tax Levy 1,346.68  
 Municipal Expenditures 428.06

PER CENT:  
 Gross Debt 1.11  
 Net Debt .78  
 Tax Levy Collected 96.88  
 Tax Levy Cancelled, Abated or Adjusted .14

EXPENDITURES		REVENUES-REALIZED		1990 PROPERTY TAX	
<b>GENERAL GOVERNMENT</b>				<b>STATE EQUALIZED TAX RATE</b> .79	
Governing Body & Public Boards	39,150.00	1990 Property Taxes Collected	29,067,394.32	Local District School Taxes	15,033,357.00
Municipal Clerk	123,035.00	1990 Payments in Lieu of Taxes		Regional & Consolidated School Tax	
Financial Administration	117,277.00	Delinquent Tax & Lien Collections	717,547.93	School Taxes in Municipal Budget	
Assessment of Taxes	511,020.00	Business Personalty Replacement Taxes	157,210.52	County Taxes	7,638,680.32
Collection of Taxes	103,734.00	Taxes from Public Utilities	1,620,616.00	County Library Taxes	
Planning, Housing & Development	225,123.00	Other Miscellaneous Tax Revenues	21,353.24	Local Municipal Purpose Taxes	5,611,059.96
Human Resources	321,709.50	State Aid Revenues	115,594.09	Veteran & Senior Citizen Taxes	187,050.00
Elections	16,052.00	Federal Aid Revenues		Total Taxes for Rate Computation	28,470,147.28
General Administration (other)	969,254.00	State and Local Fiscal Assistance Act Utilized		Special District Taxes	1,082,805.00
<b>JUDICIARY</b>		Sale of Acquired Property	4,650.00	Bank Corp. Taxes	
Municipal Courts	95,030.00	Other Miscellaneous Revenues	918,115.92	Added and Omitted Taxes	604,487.78
<b>PUBLIC SAFETY</b>		Total	32,522,482.07	Total Taxes Levied - ABSTRACT	29,970,390.06
Fire Protection	1,671,221.95	Prior Years Surplus Appropriated	300,000.00	Total Taxes Billed	30,004,060.52
Police Protection	25,200.00	REVENUES TOTAL	32,822,482.07	1990 TAXES COLLECTED	29,067,394.32
Civil Defense & Disaster Control	294,173.00	Reserve For Uncollected Taxes	875,810.00	1990 Taxes Cancelled, Abated or Adjusted	43,392.99
Environmental Inspection & Control		<b>CAPITAL OUTLAY TOTAL</b>	2,060,731.42	Transfer to Tax Title Liens or Foreclosed	35,828.17
Other Public Safety				Balance Outstanding Dec. 31, 1990	857,445.04
<b>PUBLIC WORKS</b>				<b>PRIOR YEARS TAXES OUTSTANDING</b>	
Streets and Drainage	934,296.00	Public Enterprises		Balance January 1, 1990	734,630.87
Sewers and Sewage Processing	143,000.00	Recreation-Culture	101,560.83	Collected in 1990	715,067.32
Garbage and Trash Disposal		Public Works	219,796.39	Cancelled, Abated or Adjusted 1990	3.63
Public Buildings and Grounds	113,934.00	Buildings and Grounds	1,738,249.20	Transfers to Tax Title Liens or Foreclosed	16,300.58
Other Public Works	70,000.00	Library and Education	1,125.00	Balance December 31, 1990	3,259.34
<b>HEALTH and WELFARE</b>		Conservation		<b>TAX TITLE LIENS OUTSTANDING</b>	
Health Services Except Environmental	16,900.00	All Other		Balance January 1, 1990	106,773.05
Welfare-Public Assistance	16,075.00	<b>CAPITAL DEBT AUTHORIZED, DECEMBER 31, 1990</b>		Transfer From Taxes	54,795.66
Hospital, Clinics, First Aid		<b>ISSUED AND UNISSUED</b>		Redeemed in 1990	2,480.66
Animal, Insect, & Rodent Control	13,155.00	School	2,410,000	Cancelled, Abated or Adjusted (1990)	
Other Welfare Services		Self-Liquidating		Transfers to Foreclosed Property	14,368.61
<b>RECREATION and CONSERVATION</b>		Other	17,071,058	Balance December 31, 1990	144,719.44
Beaches and Boardwalks		Total	19,481,058	<b>PROPERTY ACQUIRED BY DEED OR FORECLOSURE</b>	
Parks, Playgrounds, Shade Trees	17,483.00	<b>ISSUED AND OUTSTANDING</b>		Balance January 1, 1990	332,606.39
Land Reclamation & Conservation	97,930.00	School	2,410,000.00	Transfers From Taxes or Liens	14,368.61
Other Recreational Services	275,043.00	Self-Liquidating		Sole for Cash (1990)	
<b>EDUCATION (excluding schools)</b>		Other	15,634,000.00	Cancelled, Abated or Adjusted (1990)	
Libraries	186,825.00	Total	18,044,000.00	Balance December 31, 1990	346,975.00
Other Educational Services	500.00	<b>EQUALIZED VALUATION BASIS</b>		<b>CURRENT FINANCES DECEMBER 31, 1990</b>	
<b>STATUTORY EXPENDITURES</b>		<b>FOR NET DEBT COMPUTATION</b>	1,754,005.329	<b>ASSETS</b>	
Pensions & F. I. C. A.	467,754.00	<b>REAL PROPERTY VALUATIONS</b>		Cash Dec. 31, 1990	1,631,425.22
Employee Fringe Benefits	470,500.00	Code Class # of Parcels % VAL'N	ASSESSED VALUATION	Taxes Receivable	860,704.38
Other Statutory Expenditures	7,500.00	1 Vacant Land 2697 2.24	10,593,200.00	Tax Title Liens	144,719.44
CETA And Other Public Employment Programs		2 Residential 8755 73.88	349,511,200.00	Foreclosed Property	346,975.00
<b>MUNICIPAL FUNCTIONS TOTAL</b>	7,352,981.45	3 Farm 748 3.43	16,243,400.00	Emergencies & Other Deferred Charges	485,000.00
<b>CAPITAL IMPROVEMENTS *MEMO*</b>	51,500.00	4a Commercial 196 13.88	65,651,900.00	State and Federal Aid Receivable	5,349.31
<b>DEBT SERVICE</b>		4b Industrial 40 6.56	31,048,500.00	Other Receivables	72,183.57
Principal Payments	495,000.00	4c Apartments		Total	3,546,356.92
Interest Payments	802,722.46	Total 12436	473,048,200.00	<b>LIABILITIES, RESERVES, AND SURPLUS</b>	
<b>DEFERRED CHARGES</b>		Land Area 41.80 Sq. Miles		Cash Liabilities	1,343,887.43
SCHOOL, COUNTY, SPECIAL DISTRICT TAXES	23,754,842.32	Net Valuation Taxable-Municipal	475,713,045	Reserves for Receivables	1,424,582.39
RESERVE FOR UNCOLLECTED TAXES	875,810.00	Net Valuation Taxable-County	1,912,455,894	Surplus Dec. 31, 1990	777,887.10
<b>EXPENDITURES TOTAL</b>	33,281,356.23	State Equalized Valuation	1,906,279,332	Total	3,546,356.92
		State Equalization Ratio	24.85		



1914  
Population 1980 2,066  
Population 1990 2,832  
S & P Rating  
Moody Rating BAA1

General Tax Rate Per \$100. 3.64  
State Equalized Tax Rate 1.74

MONTAGUE TWP. - SUSSEX CO.  
Form of Government  
Township Committee  
Number of Members - 3

PER CAPITA:  
Gross Debt 836.35  
Net Debt 784.44  
Debt Service 43.78  
Total Tax Levy 1,310.62  
Municipal Expenditures 624.08  
PER CENT:  
Gross Debt 1.28  
Net Debt 1.20  
Tax Levy Collected 85.29  
Tax Levy Cancelled, Abated or Adjusted

EXPENDITURES		REVENUES-REALIZED		1990 PROPERTY TAX	
GENERAL GOVERNMENT		1990 Property Taxes Collected		STATE EQUALIZED TAX RATE	
Governing Body & Public Boards		1990 Payments in Lieu of Taxes	3,173,005.89	Local District School Taxes	1,991,842.50
Municipal Clerk		Delinquent Tax & Lien Collections	429,788.46	Regional & Consolidated School Tax	
Financial Administration	22,825.00	Business Personalty Replacement Taxes	12,412.08	School Taxes in Municipal Budget	
Assessment of Taxes	30,685.75	Taxes from Public Utilities	209,358.00	County Taxes	36 *
Collection of Taxes	46,850.00	Other Miscellaneous Tax Revenues	21,806.67	County Library Taxes	758,874.37
Planning, Housing & Development	22,000.00	State Aid Revenues		County Taxes	758,874.37
Human Resources	14,256.00	Federal Aid Revenues		County Library Taxes	758,874.37
Elections	1,175.00	State and Local Fiscal Assistance Act Utilized		Local Municipal Purpose Taxes	40
General Administration (other)	209,827.00	Sale of Acquired Property		Veteran & Senior Citizen Taxes	24,550.00
JUDICIARY		Other Miscellaneous Revenues		Total Taxes for Rate Computation	1.73
Municipal Courts	27,710.00	Total	4,136,421.13	Special District Taxes	
PUBLIC SAFETY		Prior Years Surplus Appropriated	130,000.00	Bank Corp. Taxes	
Fire Protection	44,349.00	REVENUES TOTAL	4,266,421.13	Added and Omitted Taxes	
Police Protection	1,500.00	Reserve For Uncollected Taxes	499,213.00	Total Taxes Levied - ABSTRACT	77,279.19
Civil Defense & Disaster Control	1,250.00	CAPITAL OUTLAY TOTAL	270,990.87	Total Taxes Billed	3,711,637.61
Environmental Inspection & Control	51,215.00	Public Enterprises		1990 TAXES COLLECTED	3,173,005.89
Other Public Safety		Recreation-Culture		1990 Taxes Cancelled, Abated or Adjusted	
PUBLIC WORKS		Public Works	219,938.51	Transfer to Tax Title Liens or Foreclosed	24,386.07
Streets and Drainage	442,839.25	Buildings and Grounds	51,052.36	Balance Outstanding Dec. 31, 1990	522,786.38
Sewers and Sewage Processing	2,665.00	Library and Education		PRIOR YEARS TAXES OUTSTANDING	
Garbage and Trash Disposal	10,000.00	Conservation		Balance January 1, 1990	389,546.13
Public Buildings and Grounds	43,600.00	All Other		Collected in 1990	378,924.55
Other Public Works		CAPITAL DEBT AUTHORIZED, DECEMBER 31, 1990		Cancelled, Abated or Adjusted 1990	269.33
HEALTH and WELFARE		ISSUED AND UNISSUED		Transfers to Tax Title Liens or Foreclosed	10,333.01
Health Services Except Environmental	3,000.00	School	129,000	Balance December 31, 1990	18.94
Welfare-Public Assistance	2,400.00	Self-Liquidating	2,239,537	TAX TITLE LIENS OUTSTANDING	
Hospital, Clinics, First Aid		Other	2,368,537	Balance January 1, 1990	90,438.71
Animal, Insect, & Rabid Control	4,000.00	Total	2,368,537	Transfer From Taxes	30,666.06
Other Welfare Services		ISSUED AND OUTSTANDING		Redeemed in 1990	50,863.61
RECREATION and CONSERVATION		School	129,000.00	Cancelled, Abated or Adjusted (1990)	
Beaches and Boardwalks		Self-Liquidating	1,332,000.00	Transfers to Foreclosed Property	
Parks, Playgrounds, Shade Trees		Other	1,511,000.00	Balance December 31, 1990	76,241.76
Land Reclamation & Conservation	234.00	Total	1,511,000.00	PROPERTY ACQUIRED BY DEED OR	
Other Recreational Services	13,850.00	EQUALIZED VALUATION BASIS		FORECLOSURE	
EDUCATION (excluding schools)		FOR NET DEBT COMPUTATION	1,85,079,432	Balance January 1, 1990	
Libraries		REAL PROPERTY VALUATIONS		Transfers From Taxes or Liens	
Other Educational Services	750.00	Code Class # of Parcels % VAL'N		Sale for Cash (1990)	
STATUTORY EXPENDITURES		1 Vacant Land 1306 13.34		Cancelled, Abated or Adjusted (1990)	
Pensions & F. I. C. A.	44,000.00	2 Residential 1334 72.45		Balance December 31, 1990	
Employee Fringe Benefits	69,855.00	3 Farm 135 3.40		CURRENT FINANCES DECEMBER 31, 1990	
Other Statutory Expenditures	1,500.00	4a Commercial 40 9.23		ASSETS	
CETA And Other Public Employment Programs		4b Industrial 6 1.27		Cash Dec. 31, 1990	544,660.12
MUNICIPAL FUNCTIONS TOTAL	1,117,336.00	4c Apartments 3 .32		Taxes Receivable	522,805.32
CAPITAL IMPROVEMENTS *MEMO*	11,000.00	Total 2824		Tax Title Liens	76,241.76
DEBT SERVICE		Land Area 45.20 Sq. Miles		Foreclosed Property	
Principal Payments		Net Valuation Taxable-Municipal	100,079,647	Emergencies & Other Deferred Charges	107,200.00
Interest Payments	123,935.96	Net Valuation Taxable-County	202,232,679	State and Federal Aid Receivable	15,166.23
DEFERRED CHARGES	26,800.00	State Equalized Valuation	208,521,564	Other Receivables	24,507.98
SCHOOL, COUNTY, SPECIAL DISTRICT TAXES	2,795,508.42	State Equalization Ratio	47.88	Total	1,290,581.41
RESERVE FOR UNCOLLECTED TAXES	499,213.00			LIABILITIES, RESERVES, AND SURPLUS	
EXPENDITURES TOTAL	4,562,953.38			Cash Liabilities	269,394.15
				Reserves for Receivables	623,555.06
				Surplus Dec. 31, 1990	397,632.20
				Total	1,290,581.41



0713  
Population 1980 38,321  
Population 1990 37,729  
S & P Rating AA  
Moody Rating AAA

General Tax Rate Per \$100. 2.40  
State Equalized Tax Rate 2.42

**MONTCLAIR TOWNSHIP - ESSEX COUNTY**  
**Form of Government**  
**Council-Manager Plan C (OMCL 50)**  
**Number of Members - 7**

PER CAPITAL:  
Gross Debt 1,230.40  
Net Debt 670.75  
Debt Service 99.60  
Total Tax Levy 1,908.70  
Municipal Expenditures 904.78

PER CENT:  
Gross Debt 1.63  
Net Debt .89  
Tax Levy Collected 96.19  
Tax Levy Cancelled, Abated or Adjusted .91

EXPENDITURES		REVENUES-REALIZED		1990 PROPERTY TAX	
<b>GENERAL GOVERNMENT</b>				<b>STATE EQUALIZED TAX RATE</b>	
Governing Body & Public Boards	40,600.00	1990 Property Taxes Collected	69,267,078.94	Local District School Taxes	1.08 32,111,783.00
Municipal Clerk	139,170.00	1990 Payments in Lieu of Taxes	265,904.17	Regional & Consolidated School Tax	
Financial Administration	171,370.00	Delinquent Tax & Lien Collections	2,030,923.06	School Taxes in Municipal Budget	.04 1,257,083.98
Assessment of Taxes	231,600.00	Business Personalty Replacement Taxes	393,965.72	County Taxes	.57 17,060,152.56
Collection of Taxes	93,400.00	Taxes from Public Utilities	2,065,436.00	County Library Taxes	
Planning, Housing & Development	33,650.00	Other Miscellaneous Tax Revenues		Local Municipal Purpose Taxes	.72 21,277,860.44
Human Resources	376,656.36	State Aid Revenues	1,532,363.80	Veteran & Senior Citizen Taxes	
Elections	13,860.00	Federal Aid Revenues		Total Taxes for Rate Computation	2.41 71,877,229.98
General Administration (other)	3,950,856.36	State and Local Fiscal Assistance Act Utilized		Special District Taxes	
<b>JUDICIARY</b>		State and Local Fiscal Assistance Act Utilized		Bank Corp. Taxes	
Municipal Courts	253,040.00	Sale of Acquired Property		Added and Omitted Taxes	306,489.41
<b>PUBLIC SAFETY</b>		Other Miscellaneous Revenues	4,873,586.93	Total Taxes Levied - ABSTRACT	72,013,369.39
Fire Protection	3,893,604.91		80,429,278.62	Total Taxes Billed	72,013,369.39
Police Protection	5,069,700.48	Prior Years Surplus Appropriated	1,390,000.00	1990 TAXES COLLECTED	69,267,078.94
Civil Defense & Disaster Control		REVENUES TOTAL	81,819,278.62	1990 Taxes Cancelled, Abated or Adjusted	651,975.60
Environmental Inspection & Control	338,305.17	Reserve For Uncollected Taxes	2,884,000.00	Transfer to Tax Title Liens or Foreclosed	123,715.60
Other Public Safety		<b>CAPITAL OUTLAY TOTAL</b>	8,417,535.48	Balance Outstanding Dec. 31, 1990	1,970,599.25
<b>PUBLIC WORKS</b>				<b>PRIOR YEARS TAXES OUTSTANDING</b>	
Streets and Drainage	829,031.00	Public Enterprises	2,023,522.02	Balance January 1, 1990	2,068,007.12
Sewers and Sewage Processing	2,898,770.06	Recreation-Culture	34,843.31	Collected in 1990	1,839,842.60
Garbage and Trash Disposal	2,315,000.00	Public Works	165,894.16	Cancelled, Abated or Adjusted 1990	3,989.02
Public Buildings and Grounds	198,715.00	Buildings and Grounds	2,204,081.58	Transfers to Tax Title Liens or Foreclosed	223,113.77
Other Public Works	104,491.42	Library and Education	3,983,194.41	Balance December 31, 1990	1,061.73
<b>HEALTH and WELFARE</b>		Conservation		<b>TAX TITLE LIENS OUTSTANDING</b>	
Health Services Except Environmental	609,763.33	All Other		Balance January 1, 1990	67,858.02
Welfare-Public Assistance	285,856.00	<b>CAPITAL DEBT AUTHORIZED, DECEMBER 31, 1990</b>		Transfer From Taxes	391,289.20
Hospital, Clinics, First Aid		<b>ISSUED AND UNISSUED</b>		Redeemed in 1990	191,080.46
Animal, Insect, & Rodent Control	54,567.16	<b>GROSS DEBT</b>		Cancelled, Abated or Adjusted (1990)	
Other Welfare Services		School	16,397,998	Transfers to Foreclosed Property	
<b>RECREATION and CONSERVATION</b>		Self-Liquidating	5,772,000	Balance December 31, 1990	268,066.76
Beaches and Boardwalks		Other	24,251,603	<b>PROPERTY ACQUIRED BY DEED OR FORECLOSURE</b>	
Parks, Playgrounds, Shade Trees	541,890.00	Total	46,421,601	Balance January 1, 1990	461,800.00
Land Reclamation & Conservation		<b>ISSUED AND OUTSTANDING</b>		Transfers From Taxes or Liens	
Other Recreational Services	352,500.00	School	15,354,150.00	Sale for Cash (1990)	
<b>EDUCATION (excluding schools)</b>		Self-Liquidating	18,825,603.27	Cancelled, Abated or Adjusted (1990)	
Libraries	1,725,000.00	Other	34,179,753.27	Balance December 31, 1990	461,800.00
Other Educational Services	167,300.00	Total		<b>CURRENT FINANCES DECEMBER 31, 1990</b>	
<b>STATUTORY EXPENDITURES</b>		<b>EQUALIZED VALUATION BASIS FOR NET DEBT COMPUTATION</b>	2,856,751,854	<b>ASSETS</b>	
Pensions & F. I. C. A.	2,300,651.17	<b>REAL PROPERTY VALUATIONS</b>		Cash Dec. 31, 1990	13,426,749.70
Employee Fringe Benefits	333,822.00	Code Class # of Parcels % VAL'N		Taxes Receivable	1,971,660.98
Other Statutory Expenditures	1,000.00	1 Vacant Land 382 1.10	32,812,300.00	Tax Title Liens	268,066.76
<b>CETA And Other Public Employment Programs</b>		2 Residential 9138 34.18	2,506,332,500.00	Foreclosed Property	461,800.00
<b>MUNICIPAL FUNCTIONS TOTAL</b>	27,329,290.42	3 Farm		Emergencies & Other Deferred Charges	315,000.00
<b>CAPITAL IMPROVEMENTS *MEMO*</b>	200,000.00	4a Commercial 557 9.42	280,474,400.00	State and Federal Aid Receivable	
<b>DEBT SERVICE</b>		4b Industrial 4 .11	3,373,900.00	Other Receivables	65,818.50
Principal Payments	1,805,221.12	4c Apartments 163 5.18	154,230,100.00	Total	16,509,095.94
Interest Payments	1,952,505.10	Total 10244	2,977,223,200.00	<b>LIABILITIES, RESERVES, AND SURPLUS</b>	
<b>TYPE I SCHL DEBT *MEMO</b>	1,374,591.98	Land Area 6.20 Sq. Miles		Cash Liabilities	11,428,885.86
<b>DEFERRED CHARGES</b>	165,441.93	Net Valuation Taxable-Municipal	2,994,117,600	Reserves for Receivables	2,767,346.24
<b>SCHOOL, COUNTY, SPECIAL DISTRICT TAXES</b>	50,429,019.54	Net Valuation Taxable-County	2,921,184,396	Surplus Dec. 31, 1990	2,312,863.84
<b>RESERVE FOR UNCOLLECTED TAXES</b>	2,884,000.00	State Equalized Valuation	2,974,698,842	Total	16,509,095.94
<b>EXPENDITURES TOTAL</b>	84,565,478.11	State Equalization Ratio	100.66		

\* ABOVE DEBT SERVICE INCLUDES TYPE I SCHOOL DEBT

1813  
Population 1980 7,360  
Population 1990 9,612  
S & P Rating  
Moody Rating AA

General Tax Rate Per \$100. 2.10  
State Equalized Tax Rate 1.67

**MONTGOMERY TWP. - SOMERSET CO.**  
Form of Government  
Township Committee  
Number of Members - 5

PER CAPITA:  
Gross Debt 1,308.36  
Net Debt 1,225.37  
Debt Service 92.12  
Total Tax Levy 2,016.16  
Municipal Expenditures 797.34  
PER CENT:  
Gross Debt 1.19  
Net Debt 1.12  
Tax Levy Collected 95.43  
Tax Levy Cancelled, Abated or Adjusted .14

EXPENDITURES		REVENUES-REALIZED		1990 PROPERTY TAX	
<b>GENERAL GOVERNMENT</b>				STATE EQUALIZED TAX RATE	
Governing Body & Public Boards		1990 Property Taxes Collected	18,506,209.45	Local District School Taxes	10,758,172.50
Municipal Clerk	78,583.00	1990 Payments in Lieu of Taxes		Regional & Consolidated School Tax	
Financial Administration	172,099.00	Delinquent Tax & Lien Collections	867,066.51	School Taxes in Municipal Budget	
Assessment of Taxes	59,423.00	Business Personalty Replacement Taxes	124,741.92	County Taxes	4,711,716.33 *
Collection of Taxes	23,970.00	Taxes from Public Utilities	1,024,965.00	County Library Taxes	273,392.32
Planning, Housing & Development	243,709.00	Other Miscellaneous Tax Revenues		Local Municipal Purpose Taxes	2,864,460.05
Human Resources	33,635.43	State Aid Revenues	134,703.26	Veteran & Senior Citizen Taxes	32,150.00
Elections		Federal Aid Revenues		Total Taxes for Rate Computation	18,639,891.20
General Administration (other)	1,303,302.00	State and Local Fiscal Assistance Act Utilized		Special District Taxes	366,930.00
<b>JUDICIARY</b>		Sale of Acquired Property		Bank Corp. Taxes	
Municipal Courts	50,472.00	Other Miscellaneous Revenues	1,639,520.11	Added and Omitted Taxes	404,666.49
<b>PUBLIC SAFETY</b>		Total	22,297,206.27	Total Taxes Levied - ABSTRACT	19,379,337.69
Fire Protection	207,050.00	Prior Years Surplus Appropriated	1,650,000.00	Total Taxes Billed	19,392,033.04
Police Protection	1,083,204.52	REVENUES TOTAL	23,947,206.27	1990 TAXES COLLECTED	18,506,209.45
Civil Defense & Disaster Control	2,800.00	Reserve For Uncollected Taxes	1,327,109.77	1990 Taxes Cancelled, Abated or Adjusted	26,497.75
Environmental Inspection & Control	228,066.00			Transfer to Tax Title Liens or Foreclosed	
Other Public Safety		CAPITAL OUTLAY TOTAL	2,352,110.31	Balance Outstanding Dec. 31, 1990	959,330.64
<b>PUBLIC WORKS</b>				<b>PRIOR YEARS TAXES OUTSTANDING</b>	
Streets and Drainage	380,223.00	Public Enterprises		Balance January 1, 1990	1,216,703.74
Sewers and Sewage Processing	33,500.00	Recreation-Culture	9,000.00	Collected in 1990	359,176.99
Garbage and Trash Disposal	100,000.00	Public Works	532,945.23	Cancelled, Abated or Adjusted 1990	11.84
Public Buildings and Grounds	135,622.00	Buildings and Grounds	1,794,603.15	Transfers to Tax Title Liens or Foreclosed	28,169.85
Other Public Works		Library and Education	16,561.93	Balance December 31, 1990	329,345.26
<b>HEALTH and WELFARE</b>		Conservation		<b>TAX TITLE LIENS OUTSTANDING</b>	
Health Services Except Environmental	151,092.00	All Other		Balance January 1, 1990	807.97
Welfare-Public Assistance	1,115.00			Transfer From Taxes	32,885.60
Hospital, Clinics, First Aid		CAPITAL DEBT AUTHORIZED, DECEMBER 31, 1990		Redeemed in 1990	7,889.52
Animal, Insect, & Rodent Control	6,957.36	ISSUED AND UNISSUED		Cancelled, Abated or Adjusted (1990)	
Other Welfare Services		School	609,000	Transfers to Foreclosed Property	
<b>RECREATION and CONSERVATION</b>		Self-Liquidating	11,966,946	Balance December 31, 1990	25,804.65
Beaches and Boardwalks		Other	12,575,946	<b>PROPERTY ACQUIRED BY DEED OR FORECLOSURE</b>	
Parks, Playgrounds, Shade Trees	109,213.00	Total		Balance January 1, 1990	115,210.00
Land Reclamation & Conservation	26,158.00			Transfers From Taxes or Liens	
Other Recreational Services	284,758.00	ISSUED AND OUTSTANDING		Sale for Cash (1990)	
<b>EDUCATION (excluding schools)</b>		School	609,000.00	Cancelled, Abated or Adjusted (1990)	
Libraries	5,000.00	Self-Liquidating	10,667,000.00	Balance December 31, 1990	115,210.00
Other Educational Services		Other	11,276,000.00	<b>CURRENT FINANCES DECEMBER 31, 1990</b>	
<b>STATUTORY EXPENDITURES</b>		Total		ASSETS	
Pensions & F. L. C. A.	332,484.23	EQUALIZED VALUATION BASIS	1,053,216,897	Cash Dec. 31, 1990	8,021,690.96
Employee Fringe Benefits	253,000.00	FOR NET DEBT COMPUTATION		Taxes Receivable	1,186,675.90
Other Statutory Expenditures		REAL PROPERTY VALUATIONS		Tax Title Liens	25,804.05
CETA And Other Public Employment Programs		Code Class # of Parcels % VAL'N	ASSESSED VALUATION	Foreclosed Property	115,210.00
<b>MUNICIPAL FUNCTIONS</b>		1 Vacant Land 630 6.04	53,328,000.00	Emergencies & Other Deferred Charges	134,000.00
<b>CAPITAL IMPROVEMENTS</b>		2 Residential 2864 65.65	579,674,450.00	State and Federal Aid Receivable	5,845.39
<b>DEBT SERVICE</b>		3 Farm 389 3.25	28,711,850.00	Other Receivables	10,717.78
Principal Payments	129,150.00	4a Commercial 150 17.55	155,003,700.00	Total	9,501,944.08
Interest Payments	756,317.40	4b Industrial 2 6.66	58,764,700.00	<b>LIABILITIES, RESERVES, AND SURPLUS</b>	
		4c Apartments 1 .85	7,500,000.00	Cash Liabilities	6,245,760.93
		Total 4036	882,982,700.00	Reserves for Receivables	1,340,407.73
<b>DEFERRED CHARGES</b>		Land Area 32.80 Sq. Miles	886,354,700	Surplus Dec. 31, 1990	1,915,775.42
SCHOOL, COUNTY, SPECIAL DISTRICT TAXES	16,110,211.15	Net Valuation Taxable-Municipal	1,110,500,581	Total	9,501,944.08
RESERVE FOR UNCOLLECTED TAXES	1,327,109.77	Net Valuation Taxable-County	1,114,042,063		
<b>EXPENDITURES</b>		State Equalized Valuation	79.50		
TOTAL	23,774,282.86	State Equalization Ratio			



0236

Population 1980 **7,313**  
 Population 1990 **6,946**  
 S & P Rating  
 Moody Rating **A1**

General Tax Rate Per \$100.

**2.77**

State Equalized Tax Rate

**1.32****MONTVALE BOROUGH - BERGEN COUNTY**

Form of Government

**Borough Council**

Number of Members - 6

PER CAPITA:

Gross Debt **633.61**  
 Net Debt **615.90**  
 Debt Service **152.03**  
 Total Tax Levy **2,464.63**  
 Municipal Expenditures **999.43**

PER CENT:

Gross Debt **.36**  
 Net Debt **.35**  
 Tax Levy Collected **99.26**  
 Tax Levy Cancelled, Abated or Adjusted **.01**

EXPENDITURES		REVENUES-REALIZED		1990 PROPERTY TAX	
<b>GENERAL GOVERNMENT</b>				<b>STATE EQUALIZED TAX RATE</b>	
Governing Body & Public Boards		1990 Property Taxes Collected	<b>17,001,397.65</b>	Local District School Taxes	<b>.39</b>
Municipal Clerk		1990 Payments in Lieu of Taxes		Regional & Consolidated School Tax	<b>.38</b>
Financial Administration	<b>105,933.00</b>	Delinquent Tax & Lien Collections	<b>119,360.61</b>	School Taxes in Municipal Budget	
Assessment of Taxes	<b>56,727.37</b>	Business Personalty Replacement Taxes	<b>149,682.20</b>	County Taxes	<b>.23</b>
Collection of Taxes		Taxes from Public Utilities	<b>1,101,556.00</b>	County Library Taxes	
Planning, Housing & Development	<b>97,429.74</b>	Other Miscellaneous Tax Revenues		Local Municipal Purpose Taxes	<b>.32</b>
Human Resources	<b>89,109.00</b>	State Aid Revenues	<b>178,574.95</b>	Veteran & Senior Citizen Taxes	
Elections	<b>1,500.00</b>	Federal Aid Revenues		Total Taxes for Rate Computation	<b>1.32</b>
General Administration (other)	<b>593,443.50</b>	State and Local Fiscal Assistance Act Utilized		Special District Taxes	
<b>JUDICIARY</b>		Sale of Acquired Property		Bank Corp. Taxes	
Municipal Courts	<b>105,577.00</b>	Other Miscellaneous Revenues	<b>873,290.32</b>	Added and Omitted Taxes	<b>23,926.69</b>
<b>PUBLIC SAFETY</b>		Total	<b>19,428,861.73</b>	Total Taxes Levied - ABSTRACT	<b>17,119,324.69</b>
Fire Protection	<b>112,135.00</b>	Prior Years Surplus Appropriated	<b>936,380.74</b>	Total Taxes Billed	<b>17,128,149.55</b>
Police Protection	<b>1,256,509.95</b>	<b>REVENUES</b>	<b>20,365,242.47</b>	1990 TAXES COLLECTED	<b>17,001,397.65</b>
Civil Defense & Disaster Control	<b>12,550.00</b>	Reserve For Uncollected Taxes	<b>380,000.00</b>	1990 Taxes Cancelled, Abated or Adjusted	<b>2,099.17</b>
Environmental Inspection & Control	<b>92,386.39</b>	<b>CAPITAL OUTLAY</b>	<b>239,224.21</b>	Transfer to Tax Title Liens or Foreclosed	<b>9,387.00</b>
Other Public Safety		<b>TOTAL</b>	<b>239,224.21</b>	Balance Outstanding Dec. 31, 1990	<b>115,265.73</b>
<b>PUBLIC WORKS</b>				<b>PRIOR YEARS TAXES OUTSTANDING</b>	
Streets and Drainage	<b>331,742.00</b>	Public Enterprises		Balance January 1, 1990	<b>128,747.61</b>
Sewers and Sewage Processing	<b>575,315.35</b>	Recreation-Culture	<b>17,724.00</b>	Collected in 1990	<b>119,360.61</b>
Garbage and Trash Disposal	<b>837,740.00</b>	Public Works	<b>7,148.30</b>	Cancelled, Abated or Adjusted 1990	
Public Buildings and Grounds	<b>30,300.00</b>	Buildings and Grounds	<b>164,363.21</b>	Transfers to Tax Title Liens or Foreclosed	<b>9,387.00</b>
Other Public Works	<b>24,000.00</b>	Library and Education	<b>328.60</b>	Balance December 31, 1990	
<b>HEALTH and WELFARE</b>		Conservation	<b>49,667.10</b>	<b>TAX TITLE LIENS OUTSTANDING</b>	
Health Services Except Environmental	<b>38,354.00</b>	All Other		Balance January 1, 1990	
Welfare-Public Assistance	<b>3,850.00</b>	<b>CAPITAL DEBT AUTHORIZED, DECEMBER 31, 1990</b>		Transfer From Taxes	<b>12,114.46</b>
Hospital, Clinics, First Aid		<b>ISSUED AND UNISSUED</b>	<b>GROSS DEBT</b>	Redeemed in 1990	
Animal, Insect, & Rodent Control	<b>5,000.00</b>	School	<b>123,022</b>	Cancelled, Abated or Adjusted (1990)	
Other Welfare Services		Self-Liquidating		Transfers to Foreclosed Property	
<b>RECREATION and CONSERVATION</b>		Other	<b>4,278,050</b>	Balance December 31, 1990	<b>12,114.46</b>
Beaches and Boardwalks		Total	<b>4,401,072</b>	<b>PROPERTY ACQUIRED BY DEED OR FORECLOSURE</b>	
Parks, Playgrounds, Shade Trees	<b>13,700.00</b>	<b>ISSUED AND OUTSTANDING</b>		Balance January 1, 1990	<b>70,600.00</b>
Land Reclamation & Conservation	<b>264,293.21</b>	School	<b>123,022.58</b>	Transfers From Taxes or Liens	
Other Recreational Services	<b>81,579.00</b>	Self-Liquidating		Sale for Cash (1990)	
<b>EDUCATION (excluding schools)</b>		Other	<b>3,496,450.00</b>	Cancelled, Abated or Adjusted (1990)	
Libraries	<b>320,108.00</b>	Total	<b>3,619,472.58</b>	Balance December 31, 1990	<b>70,600.00</b>
Other Educational Services		<b>EQUALIZED VALUATION BASIS</b>		<b>CURRENT FINANCES DECEMBER 31, 1990</b>	
<b>STATUTORY EXPENDITURES</b>		<b>FOR NET DEBT COMPUTATION</b>	<b>1,208,449,349</b>	<b>ASSETS</b>	
Pensions & F. I. C. A.	<b>218,801.30</b>	<b>REAL PROPERTY VALUATIONS</b>		Cash Dec. 31, 1990	<b>5,979,587.07</b>
Employee Fringe Benefits	<b>217,111.00</b>	<b>Code</b>	<b>Class</b>	Taxes Receivable	<b>115,265.73</b>
Other Statutory Expenditures		<b># of Parcels</b>	<b>% VAL'N</b>	Tax Title Liens	<b>12,114.46</b>
CETA And Other Public Employment Programs		1 Vacant Land	<b>114</b>	Foreclosed Property	<b>70,600.00</b>
<b>MUNICIPAL FUNCTIONS</b>	<b>TOTAL</b>	2 Residential	<b>2213</b>	Emergencies & Other Deferred Charges	<b>52,820.95</b>
<b>CAPITAL IMPROVEMENTS</b>	<b>*MEMO*</b>	3 Farm	<b>16</b>	State and Federal Aid Receivable	
<b>DEBT SERVICE</b>		4a Commercial	<b>111</b>	Other Receivables	<b>4,370.53</b>
Principal Payments	<b>849,818.00</b>	4b Industrial	<b>6</b>	Total	<b>6,234,758.74</b>
Interest Payments	<b>206,207.00</b>	4c Apartments	<b>1</b>	<b>LIABILITIES, RESERVES, AND SURPLUS</b>	
		Total	<b>2461</b>	Cash Liabilities	<b>4,688,128.49</b>
<b>DEFERRED CHARGES</b>	<b>20,848.02</b>	Land Area	<b>4.00</b>	Reserves for Receivables	<b>202,350.72</b>
<b>SCHOOL, COUNTY, SPECIAL DISTRICT TAXES</b>	<b>12,936,059.79</b>	Sq. Miles		Surplus Dec. 31, 1990	<b>1,344,279.53</b>
<b>RESERVE FOR UNCOLLECTED TAXES</b>	<b>380,000.00</b>	Net Valuation Taxable-Municipal	<b>617,528,069</b>	Total	<b>6,234,758.74</b>
<b>EXPENDITURES</b>	<b>TOTAL</b>	Net Valuation Taxable-County	<b>1,257,320,828</b>		
	<b>19,878,127.62</b>	State Equalized Valuation	<b>1,296,115,437</b>		
		State Equalization Ratio	<b>47.59</b>		



General Tax Rate Per \$100.	2.70
State Equalized Tax Rate	1.42

**MONTVILLE TWP. - MORRIS CO.**  
Form of Government  
**Special Charter (P.L. 1974 c. 95)**  
Number of Members - 5

PER CAPITA:		PER CENT:	
Gross Debt	852.28	Gross Debt	.79
Net Debt	754.96	Net Debt	.70
Debt Service	58.89	Tax Levy Collected	96.38
Total Tax Levy	1,732.76	or Levy Cancelled, Abated	
Municipal Expenditures	529.02	or Adjusted	.43

EXPENDITURES		REVENUES-REALIZED		1990 PROPERTY TAX		
GENERAL GOVERNMENT				STATE EQUALIZED TAX RATE		
Governing Body & Public Boards		1990 Property Taxes Collected	26,104,646.01	Local District School Taxes	17,238,712.31	
Municipal Clerk		1990 Payments in Lieu of Taxes		Regional & Consolidated School Tax		
Financial Administration	89,955.00	Delinquent Tax & Lien Collections	659,304.23	School Taxes in Municipal Budget		
Assessment of Taxes	47,252.00	Business Personalty Replacement Taxes	184,355.56	County Taxes	4,767,051.93	
Collection of Taxes	83,674.62	Taxes from Public Utilities	2,002,200.00	County Library Taxes		
Planning, Housing & Development	147,261.00	Other Miscellaneous Tax Revenues		Local Municipal Purpose Taxes	3,842,604.95	
Human Resources	72,342.44	State Aid Revenues	78,954.11	Veteran & Senior Citizen Taxes	85,750.00	
Elections		Federal Aid Revenues		Total Taxes for Rate Computation	25,934,119.19	
General Administration (other)	1,060,082.47	State and Local Fiscal Assistance Act Utilized		Special District Taxes	714,571.27	
JUDICIARY		Sale of Acquired Property		Bank Corp. Taxes		
Municipal Courts	82,660.14	Other Miscellaneous Revenues		Added and Omitted Taxes	468,132.43	
PUBLIC SAFETY		Total	30,020,312.63	Total Taxes Levied - ABSTRACT	27,031,072.89	
Fire Protection		Prior Years Surplus Appropriated	1,218,400.00	Total Taxes Billed	27,086,426.39	
Police Protection	1,681,812.56	REVENUES TOTAL	31,238,712.63	1990 TAXES COLLECTED	26,104,646.01	
Civil Defense & Disaster Control	500.00	Reserve For Uncollected Taxes	1,099,955.14	1990 Taxes Cancelled, Abated or Adjusted	117,238.25	
Environmental Inspection & Control	139,075.00			Transfer to Tax Title Liens or Foreclosed	35,197.10	
Other Public Safety		CAPITAL OUTLAY TOTAL	602,125.36	Balance Outstanding Dec. 31, 1990	829,345.03	
PUBLIC WORKS		Public Enterprises		PRIOR YEARS TAXES OUTSTANDING		
Streets and Drainage	652,063.76	Recreation-Culture	932.10	Balance January 1, 1990	720,954.37	
Sewers and Sewage Processing	201,439.00	Public Works	35,283.57	Collected in 1990	650,757.79	
Gorbage and Trash Disposal	93,000.00	Buildings and Grounds	565,909.69	Cancelled, Abated or Adjusted 1990	14,575.16	
Public Buildings and Grounds	334,482.41	Library and Education		Transfers to Tax Title Liens or Foreclosed	11,681.22	
Other Public Works		Conservation		Balance December 31, 1990	43,940.20	
HEALTH and WELFARE		All Other		TAX TITLE LIENS OUTSTANDING		
Health Services Except Environmental	220,712.00			Balance January 1, 1990	59,109.60	
Welfare-Public Assistance	7,580.00	CAPITAL DEBT AUTHORIZED, DECEMBER 31, 1990		Transfer From Taxes	48,563.67	
Hospital, Clinics, First Aid	9,000.00	ISSUED AND UNISSUED		Redeemed in 1990	7,546.44	
Animal, Insect, & Rodent Control	7,360.00	School	1,518,000	Cancelled, Abated or Adjusted (1990)		
Other Welfare Services		Self-Liquidating		Transfers to Foreclosed Property		
RECREATION and CONSERVATION		Other	11,777,516	Balance December 31, 1990	100,127.03	
Beaches and Boardwalks		Total	13,295,616	PROPERTY ACQUIRED BY DEED OR FORECLOSURE		
Parks, Playgrounds, Shade Trees		ISSUED AND OUTSTANDING		Balance January 1, 1990	54,500.00	
Land Reclamation & Conservation	310.00	School	1,513,000.00	Transfers From Taxes or Liens		
Other Recreational Services	143,848.34	Self-Liquidating		Sale for Cash (1990)		
EDUCATION (excluding schools)		Other	3,920,000.00	Cancelled, Abated or Adjusted (1990)		
Libraries	573,423.00	Total	5,433,000.00	Balance December 31, 1990	54,500.00	
Other Educational Services	11,000.00	EQUALIZED VALUATION BASIS FOR NET DEBT COMPUTATION	1,692,315,716	CURRENT FINANCES DECEMBER 31, 1990		
STATUTORY EXPENDITURES		REAL PROPERTY VALUATIONS		ASSETS		
Pensions & F. I. C. A.	415,379.00	Code	Class	# of Parcels	% VAL'N	ASSESSED VALUATION
Employee Fringe Benefits	156,411.30	1	Vacant Land	956	4.85	46,416,700.00
Other Statutory Expenditures	100.00	2	Residential	4751	73.05	698,832,800.00
CETA and Other Public Employment Programs		3	Farm	99	.44	4,200,800.00
MUNICIPAL FUNCTIONS		4a	Commercial	253	6.39	61,126,600.00
CAPITAL IMPROVEMENTS	*MEMO*	4b	Industrial	78	15.27	146,084,600.00
DEBT SERVICE		4c	Apartments			
Principal Payments	625,000.00	Total		6137		956,661,500.00
Interest Payments	293,660.00	Land Area	18.97	Sq. Miles		
DEFERRED CHARGES		Net Valuation Taxable-Municipal			959,302,461	
SCHOOL, COUNTY, SPECIAL DISTRICT TAXES	22,720,335.51	Net Valuation Taxable-County			1,372,850,162	
RESERVE FOR UNCOLLECTED TAXES	1,099,955.14	State Equalized Valuation			1,815,873,524	
EXPENDITURES		State Equalization Ratio			52.76	
TOTAL	30,972,989.89					

0237

Population 1980 2,706  
 Population 1990 2,817  
 S & P Rating  
 Moody Rating A

General Tax Rate Per \$100. 1.78  
 State Equalized Tax Rate .95

MOONACHIE BORO. - BERGEN CO.  
 Form of Government  
 Borough Council  
 Number of Members - 6

PER CAPITA:  
 Gross Debt 178.81  
 Net Debt 175.26  
 Debt Service 44.54  
 Total Tax Levy 1,934.96  
 Municipal Expenditures 1,006.53

PER CENT:  
 Gross Debt .09  
 Net Debt .09  
 Tax Levy Collected 98.97  
 Tax Levy Cancelled, Abated or Adjusted .14

EXPENDITURES		REVENUES-REALIZED		1990 PROPERTY TAX	
GENERAL GOVERNMENT				STATE EQUALIZED TAX RATE .41	
Governing Body & Public Boards	19,538.00	1990 Property Taxes Collected 5,395,016.00		Local District School Taxes	2,317,698.00
Municipal Clerk		1990 Payments in Lieu of Taxes 16,336.00		Regional & Consolidated School Tax	
Financial Administration	17,500.00	Delinquent Tax & Lien Collections 50,546.00		School Taxes in Municipal Budget	
Assessment of Taxes	14,695.00	Business Personalty Replacement Taxes 146,717.00		County Taxes	1,456,716.37
Collection of Taxes	7,925.00	Taxes from Public Utilities 411,966.00		County Library Taxes	
Planning, Housing & Development	11,563.00	Other Miscellaneous Tax Revenues 157,170.00		Local Municipal Purpose Taxes	1,668,668.00
Human Resources	26,509.00	Federal Aid Revenues		Veteran & Senior Citizen Taxes	32,650.00
Elections	1,178.00	State and Local Fiscal Assistance Act Utilized		Total Taxes for Rate Computation	5,475,732.37
General Administration (other)	218,461.00	Sale of Acquired Property		Special District Taxes	
JUDICIARY		Other Miscellaneous Revenues 455,811.00		Bank Corp. Taxes	
Municipal Courts	43,745.00	Prior Years Surplus Appropriated 383,261.00		Added and Omitted Taxes	7,710.00
PUBLIC SAFETY		REVENUES TOTAL 7,016,823.00		Total Taxes Levied - ABSTRACT	5,450,792.37
Fire Protection	141,607.00	Reserve For Uncollected Taxes 135,241.00		Total Taxes Billed	5,451,140.00
Police Protection	983,900.00	CAPITAL OUTLAY TOTAL 606,487.00		1990 TAXES COLLECTED	5,395,016.00
Civil Defense & Disaster Control	196.00	Public Enterprises 6,271.00		1990 Taxes Cancelled, Abated or Adjusted	7,428.00
Environmental Inspection & Control	45,936.00	Recreation-Culture 205,392.00		Transfer to Tax Title Liens or Foreclosed	57.00
Other Public Safety		Public Works 394,824.00		Balance Outstanding Dec. 31, 1990	48,639.00
PUBLIC WORKS		Buildings and Grounds		PRIOR YEARS TAXES OUTSTANDING	
Streets and Drainage	142,902.00	Library and Education		Balance January 1, 1990	52,891.00
Sewers and Sewage Processing	157,637.00	Conservation		Collected in 1990	50,546.00
Garbage and Trash Disposal	215,333.00	All Other		Cancelled, Abated or Adjusted 1990	2.00
Public Buildings and Grounds	24,556.00	CAPITAL DEBT AUTHORIZED, DECEMBER 31, 1990		Transfers to Tax Title Liens or Foreclosed	
Other Public Works		ISSUED AND UNISSUED GROSS DEBT NET DEBT		Balance December 31, 1990	2,343.00
HEALTH and WELFARE		School 503,700 493,700		TAX TITLE LIENS OUTSTANDING	
Health Services Except Environmental	12,556.00	Self-Liquidating 503,700 493,700		Balance January 1, 1990	361.00
Welfare-Public Assistance	600.00	Other Total 503,700 493,700		Transfer From Taxes	57.00
Hospital, Clinics, First Aid		ISSUED AND OUTSTANDING		Redeemed in 1990	
Animal, Insect, & Rodent Control		School		Cancelled, Abated or Adjusted (1990)	
Other Welfare Services		Self-Liquidating		Transfers to Foreclosed Property	
RECREATION and CONSERVATION		Other Total 479,000.00 479,000.00		Balance December 31, 1990	418.00
Beaches and Boardwalks	20,785.00	EQUALIZED VALUATION BASIS FOR NET DEBT COMPUTATION 555,905,386		PROPERTY ACQUIRED BY DEED OR FORECLOSURE	
Parks, Playgrounds, Shade Trees	102,591.00	REAL PROPERTY VALUATIONS		Balance January 1, 1990	2,850.00
Land Reclamation & Conservation	1,200.00	Code Class # of Parcels % VAL'N ASSESSED VALUATION		Transfers From Taxes or Liens	
Other Recreational Services		1 Vacant Land 34 2.41 7,349,700.00		Sale for Cash (1990)	
EDUCATION (excluding schools)		2 Residential 585 23.10 70,497,400.00		Cancelled, Abated or Adjusted (1990)	
Libraries		3 Farm 26 6.22 18,981,400.00		Balance December 31, 1990	2,850.00
Other Educational Services		4a Commercial 141 68.05 207,701,600.00		CURRENT FINANCES DECEMBER 31, 1990	
STATUTORY EXPENDITURES		4b Industrial 7 .23 690,800.00		ASSETS	
Pensions & F. I. C. A.	196,294.00	4c Apartments 793 305,220,900.00		Cash Dec. 31, 1990	2,211,397.00
Employee Fringe Benefits	151,339.00	Land Area 1.60 Sq. Miles		Taxes Receivable	50,982.00
Other Statutory Expenditures		Net Valuation Taxable-Municipal 305,810,692		Tax Title Liens	418.00
CETA And Other Public Employment Programs		Net Valuation Taxable-County 609,069,155		Foreclosed Property	2,850.00
MUNICIPAL FUNCTIONS TOTAL 2,558,596.00		State Equalized Valuation 570,989,530		Emergencies & Other Deferred Charges	50,795.00
CAPITAL IMPROVEMENTS *MEMO* 244,000.00		State Equalization Ratio 53.51		State and Federal Aid Receivable	8,079.00
DEBT SERVICE				Other Receivables	45,868.00
Principal Payments	100,000.00			Total	2,370,389.00
Interest Payments	25,459.00			LIABILITIES, RESERVES, AND SURPLUS	
DEFERRED CHARGES	16,112.00			Cash Liabilities	1,534,516.00
SCHOOL, COUNTY, SPECIAL DISTRICT TAXES	3,774,414.37			Reserves for Receivables	100,118.00
RESERVE FOR UNCOLLECTED TAXES	135,241.00			Surplus Dec. 31, 1990	735,755.00
EXPENDITURES TOTAL 6,609,822.37				Total	2,370,389.00



0322

Population 1980 15,596  
 Population 1990 16,116  
 S & P Rating  
 Moody Rating A1

General Tax Rate Per \$100. 2.21  
 State Equalized Tax Rate 1.96

MOORESTOWN TOWNSHIP - BURLINGTON CO.  
 Form of Government  
 Council-Manager Plan E (OMCL 50)  
 Number of Members - 5

PER CAPITA:

Gross Debt 3,004.19  
 Net Debt 746.50  
 Debt Service 75.50  
 Total Tax Levy 1,959.96  
 Municipal Expenditures 675.16

PER CENT:

Gross Debt 3.54  
 Net Debt .83  
 Tax Levy Collected 96.03  
 Tax Levy Cancelled, Abated or Adjusted .16

EXPENDITURES		REVENUES-REALIZED		1990 PROPERTY TAX	
GENERAL GOVERNMENT				STATE EQUALIZED TAX RATE	
Governing Body & Public Boards	16,900.00	1990 Property Taxes Collected		Local District School Taxes	1.07 16,265,101.00
Municipal Clerk		1990 Payments in Lieu of Taxes		Regional & Consolidated School Tax	
Financial Administration	64,312.00	Delinquent Tax & Lien Collections		School Taxes in Municipal Budget	
Assessment of Taxes	63,317.00	Business Personalty Replacement Taxes		County Taxes	.57 8,596,529.77
Collection of Taxes	78,327.00	Taxes from Public Utilities		County Library Taxes	
Planning, Housing & Development	294,237.00	Other Miscellaneous Tax Revenues		Local Municipal Purpose Taxes	.33 4,948,742.00
Human Resources	147,160.00	State Aid Revenues		Veteran & Senior Citizen Taxes	135,050.00
Elections		Federal Aid Revenues		Total Taxes for Rate Computation	1.97 29,945,422.77
General Administration (other)	1,239,653.01	State and Local Fiscal Assistance Act Utilized		Special District Taxes	919,639.00
JUDICIARY		Sale of Acquired Property		Bank Corp. Taxes	
Municipal Courts	86,054.00	Other Miscellaneous Revenues		Added and Omitted Taxes	855,013.00
PUBLIC SAFETY		Total		Total Taxes Levied - ABSTRACT	31,585,024.77
Fire Protection		Prior Years Surplus Appropriated		Total Taxes Billed	31,561,733.00
Police Protection	1,357,120.00	REVENUES TOTAL		1990 TAXES COLLECTED	30,326,001.00
Civil Defense & Disaster Control		Reserve For Uncollected Taxes		1990 Taxes Cancelled, Abated or Adjusted	51,797.00
Environmental Inspection & Control	481,104.00	CAPITAL OUTLAY TOTAL		Transfer to Tax Title Liens or Foreclosed	21,190.00
Other Public Safety				Balance Outstanding Dec. 31, 1990	1,162,795.00
PUBLIC WORKS				PRIOR YEARS TAXES OUTSTANDING	
Streets and Drainage	622,915.00	Public Enterprises		Balance January 1, 1990	1,064,949.00
Sewers and Sewage Processing		Recreation-Culture		Collected in 1990	812,098.00
Garbage and Trash Disposal	836,134.00	Public Works		Cancelled, Abated or Adjusted 1990	195,915.00
Public Buildings and Grounds	461,785.00	Buildings and Grounds		Transfers to Tax Title Liens or Foreclosed	16,913.00
Other Public Works	383,744.00	Library and Education		Balance December 31, 1990	40,023.00
HEALTH and WELFARE		Conservation		TAX TITLE LIENS OUTSTANDING	
Health Services Except Environmental		All Other		Balance January 1, 1990	66,590.00
Welfare-Public Assistance	11,600.00	CAPITAL DEBT AUTHORIZED, DECEMBER 31, 1990		Transfer From Taxes	38,103.00
Hospital, Clinics, First Aid		ISSUED AND UNISSUED GROSS DEBT NET DEBT		Redeemed in 1990	
Animal, Insect, & Radent Control	9,500.00	School 11,845,000		Cancelled, Abated or Adjusted (1990)	
Other Welfare Services		Self-Liquidating 22,000,933		Transfers to Foreclosed Property	
RECREATION and CONSERVATION		Other 14,569,522		Balance December 31, 1990	104,693.00
Beaches and Boardwalks		Total 48,415,455		PROPERTY ACQUIRED BY DEED OR FORECLOSURE	
Parks, Playgrounds, Shade Trees	412,542.00	ISSUED AND OUTSTANDING		Balance January 1, 1990	139,567.00
Land Reclamation & Conservation		School 6,971,000.00		Transfers From Taxes or Liens	
Other Recreational Services	157,360.00	Self-Liquidating 6,040,920.00		Sale for Cash (1990)	
EDUCATION (excluding schools)		Other 14,144,640.00		Cancelled, Abated or Adjusted (1990)	
Libraries	603,448.00	Total 27,156,560.00		Balance December 31, 1990	139,567.00
Other Educational Services	7,511.00	EQUALIZED VALUATION BASIS		CURRENT FINANCES DECEMBER 31, 1990	
STATUTORY EXPENDITURES		FOR NET DEBT COMPUTATION		ASSETS	
Pensions & F. L. C. A.	614,309.00	REAL PROPERTY VALUATIONS		Cash Dec. 31, 1990	8,325,345.00
Employee Fringe Benefits	436,977.00	Code Class # of Parcels % VAL'N ASSESSED VALUATION		Taxes Receivable	1,202,818.00
Other Statutory Expenditures		1 Vacant Land 609 3.45 45,712,303.00		Tax Title Liens	104,693.00
CETA And Other Public Employment Programs		2 Residential 4972 63.77 845,828,900.00		Foreclosed Property	139,567.00
MUNICIPAL FUNCTIONS TOTAL	8,386,009.01	3 Farm 233 1.79 23,756,300.00		Emergencies & Other Deferred Charges	232,043.00
CAPITAL IMPROVEMENTS *MEMO*	88,750.00	4a Commercial 231 20.06 266,046,700.00		State and Federal Aid Receivable	25,750.00
DEBT SERVICE		4b Industrial 46 9.49 125,904,700.00		Other Receivables	34,824.00
Principal Payments	494,008.00	4c Apartments 19 1.44 19,047,800.00		Total	10,065,040.00
Interest Payments	722,761.00	Total 6110 1,326,296,703.00		LIABILITIES, RESERVES, AND SURPLUS	
DEFERRED CHARGES	71,299.00	Land Area 15.18 Sq. Miles		Cash Liabilities	6,720,761.00
SCHOOL, COUNTY, SPECIAL DISTRICT TAXES	25,781,269.77	Net Valuation Taxable-Municipal		Reserves for Receivables	1,481,902.00
RESERVE FOR UNCOLLECTED TAXES	1,206,807.00	Net Valuation Taxable-County		Surplus Dec. 31, 1990	1,862,377.00
EXPENDITURES TOTAL	36,662,153.78	State Equalized Valuation		Total	10,065,040.00
		State Equalization Ratio			
		88.86			



Population 1980 **13,486**  
 Population 1990 **19,952**  
 S & P Rating **AA**  
 Moody Rating **AA**

General Tax Rate Per \$100. **1.28**  
 State Equalized Tax Rate **1.34**

**MORRIS TOWNSHIP - MORRIS COUNTY**  
**Form of Government**  
**Township Committee**  
**Number of Members - 5**

PER CAPITA:  
 Gross Debt **3,121.87**  
 Net Debt **512.12**  
 Debt Service **45.30**  
 Total Tax Levy **1,892.85**  
 Municipal Expenditures **779.22**

PER CENT:  
 Gross Debt **2.31**  
 Net Debt **.38**  
 Tax Levy Collected **96.85**  
 Tax Levy Cancelled, Abated or Adjusted **.68**

EXPENDITURES		REVENUES-REALIZED		1990 PROPERTY TAX	
<b>GENERAL GOVERNMENT</b>				<b>STATE EQUALIZED TAX RATE</b> →	
Governing Body & Public Boards	40,000.00	1990 Property Taxes Collected		Local District School Taxes	
Municipal Clerk	387,045.00	1990 Payments in Lieu of Taxes		Regional & Consolidated School Tax	.76
Financial Administration	137,420.00	Delinquent Tax & Lien Collections		School Taxes in Municipal Budget	
Assessment of Taxes	75,723.00	Business Personalty Replacement Taxes		County Taxes	.26
Collection of Taxes	64,900.00	Taxes from Public Utilities		County Library Taxes	
Planning, Housing & Development	127,450.00	Other Miscellaneous Tax Revenues		Local Municipal Purpose Taxes	.32
Human Resources	70,643.18	State Aid Revenues		Veteran & Senior Citizen Taxes	
Elections	9,577.00	Federal Aid Revenues		Total Taxes for Rate Computation	1.34
General Administration (other)	957,505.00	State and Local Fiscal Assistance Act Utilized		Special District Taxes	
<b>JUDICIARY</b>		Sale of Acquired Property		Bank Corp. Taxes	
Municipal Courts	109,407.00	Other Miscellaneous Revenues		Added and Omitted Taxes	173,784.68
<b>PUBLIC SAFETY</b>		Total		Total Taxes Levied - ABSTRACT	37,766,201.13
Fire Protection	1,223,879.00	Prior Years Surplus Appropriated		Total Taxes Billed	37,940,621.92
Police Protection	2,679,307.52	<b>REVENUES</b>		1990 TAXES COLLECTED	36,744,118.92
Civil Defense & Disaster Control	17,550.00	<b>TOTAL</b>		1990 Taxes Cancelled, Abated or Adjusted	258,921.17
Environmental Inspection & Control	205,650.00	Reserve For Uncollected Taxes		Transfer to Tax Title Liens or Foreclosed	168,751.19
Other Public Safety		<b>CAPITAL OUTLAY</b>		Balance Outstanding Dec. 31, 1990	768,830.64
<b>PUBLIC WORKS</b>		<b>TOTAL</b>		<b>PRIOR YEARS TAXES OUTSTANDING</b>	
Streets and Drainage	1,447,467.64	Public Enterprises		Balance January 1, 1990	795,298.87
Sewers and Sewage Processing		Recreation-Culture		Collected in 1990	564,752.66
Garbage and Trash Disposal	2,158,021.00	Public Works		Cancelled, Abated or Adjusted 1990	31,614.76
Public Buildings and Grounds	73,080.00	Buildings and Grounds		Transfers to Tax Title Liens or Foreclosed	117,609.84
Other Public Works		Library and Education		Balance December 31, 1990	81,321.61
<b>HEALTH and WELFARE</b>		Conservation		<b>TAX TITLE LIENS OUTSTANDING</b>	
Health Services Except Environmental	187,394.00	All Other		Balance January 1, 1990	156,292.83
Welfare-Public Assistance	64,060.00	<b>CAPITAL DEBT AUTHORIZED, DECEMBER 31, 1990</b>		Transfer From Taxes	309,200.86
Hospital, Clinics, First Aid		<b>ISSUED AND UNISSUED</b>		Redeemed in 1990	212,759.94
Animal, Insect, & Rodent Control	30,326.60	<b>GROSS DEBT</b>		Cancelled, Abated or Adjusted (1990)	785.07
Other Welfare Services		<b>NET DEBT</b>		Transfers to Foreclosed Property	
<b>RECREATION and CONSERVATION</b>		School		Balance December 31, 1990	251,948.68
Beaches and Boardwalks		Self-Liquidating		<b>PROPERTY ACQUIRED BY DEED OR FORECLOSURE</b>	
Parks, Playgrounds, Shade Trees	412,715.00	Other		Balance January 1, 1990	36,475.00
Land Reclamation & Conservation	1,200.00	Total		Transfers From Taxes or Liens	
Other Recreational Services	1,943.00	<b>ISSUED AND OUTSTANDING</b>		Sale for Cash (1990)	
<b>EDUCATION (excluding schools)</b>		School		Cancelled, Abated or Adjusted (1990)	
Libraries	590,913.10	Self-Liquidating		Balance December 31, 1990	36,475.00
Other Educational Services		Other		<b>CURRENT FINANCES DECEMBER 31, 1990</b>	
<b>STATUTORY EXPENDITURES</b>		Total		<b>ASSETS</b>	
Pensions & F. I. C. A.	1,076,098.01	<b>EQUALIZED VALUATION BASIS</b>		Cash Dec. 31, 1990	3,155,512.61
Employee Fringe Benefits	536,300.00	<b>FOR NET DEBT COMPUTATION</b>		Taxes Receivable	850,152.25
Other Statutory Expenditures	100.00	<b>REAL PROPERTY VALUATIONS</b>		Tax Title Liens	251,948.68
CETA And Other Public Employment Programs		<b>Code Class # of Parcels % VAL'N</b>		Foreclosed Property	36,475.00
<b>MUNICIPAL FUNCTIONS</b>		<b>ASSESSED VALUATION</b>		Emergencies & Other Deferred Charges	71,465.83
<b>CAPITAL IMPROVEMENTS</b>		1 Vacant Land 385 3.28		State and Federal Aid Receivable	
<b>DEBT SERVICE</b>		2 Residential 6316 67.18		Other Receivables	15,485.00
Principal Payments	353,312.00	3 Farm 15 .04		Total	4,381,039.37
Interest Payments	550,450.48	4a Commercial 107 19.20		<b>LIABILITIES, RESERVES, AND SURPLUS</b>	
<b>DEFERRED CHARGES</b>		4b Industrial 23 9.06		Cash Liabilities	
SCHOOL, COUNTY, SPECIAL DISTRICT TAXES	759,035.64	4c Apartments 4 1.24		Reserves for Receivables	
RESERVE FOR UNCOLLECTED TAXES	28,544,373.77	Total 6850		Surplus Dec. 31, 1990	691,715.11
<b>EXPENDITURES</b>		Land Area 15.70 Sq. Miles		Total	4,381,039.37
<b>TOTAL</b>	44,091,301.24	Net Valuation Taxable-Municipal			
		Net Valuation Taxable-County			
		State Equalized Valuation			
		State Equalization Ratio			

1423

Population 1980 5,305  
 Population 1990 5,219  
 S & P Rating AA  
 Moody Rating AA

General Tax Rate Per \$100. 3.30  
 State Equalized Tax Rate 1.71

**MORRIS PLAINS BOROUGH - MORRIS CO.**  
 Form of Government  
 Borough Council  
 Number of Members - 6

PER CAPITA:  
 Gross Debt 822.82  
 Net Debt 822.82  
 Debt Service 144.57  
 Total Tax Levy 2,483.00  
 Municipal Expenditures 1,209.18

PER CENT:  
 Gross Debt .57  
 Net Debt .57  
 Tax Levy Collected 98.77  
 Tax Levy Cancelled, Abated or Adjusted .05

EXPENDITURES		REVENUES-REALIZED		1990 PROPERTY TAX	
<b>GENERAL GOVERNMENT</b>				<b>STATE EQUALIZED TAX RATE</b>	
Governing Body & Public Boards		1990 Property Taxes Collected	12,828,090.42	Local District School Taxes	84 6,354,065.00
Municipal Clerk		1990 Payments in Lieu of Taxes		Regional & Consolidated School Tax	
Financial Administration	121,800.00	Delinquent Tax & Lien Collections	98,730.34	School Taxes in Municipal Budget	
Assessment of Taxes	28,920.00	Business Personalty-Replacement Taxes	244,213.88	County Taxes	.25 1,915,277.14
Collection of Taxes	37,226.00	Taxes from Public Utilities	475,962.00	County Library Taxes	
Planning, Housing & Development	72,285.00	Other Miscellaneous Tax Revenues		Local Municipal Purpose Taxes	.61 4,635,989.47
Human Resources	40,495.90	State Aid Revenues	38,101.94	Veteran & Senior Citizen Taxes	
Elections	1,550.00	Federal Aid Revenues		Total Taxes for Rate Computation	1.70 12,945,731.61
General Administration (other)	418,229.00	State and Local Fiscal Assistance Act Utilized		Special District Taxes	
<b>JUDICIARY</b>		Sale of Acquired Property		Bank Corp. Taxes	
Municipal Courts	62,580.00	Other Miscellaneous Revenues	557,084.39	Added and Omitted Taxes	
<b>PUBLIC SAFETY</b>		Total	14,242,182.97	Total Taxes Levied - ABSTRACT	53,459.77
Fire Protection	110,180.00	Prior Years Surplus Appropriated	686,000.00	Total Taxes Billed	12,958,791.38
Police Protection	1,020,713.10	<b>REVENUES</b>	<b>TOTAL</b> 14,928,182.97	1990 TAXES COLLECTED	12,828,090.42
Civil Defense & Disaster Control	1,250.00	Reserve For Uncollected Taxes	644,169.47	1990 Taxes Cancelled, Abated or Adjusted	6,492.59
Environmental Inspection & Control	38,435.00	<b>CAPITAL OUTLAY</b>	<b>TOTAL</b> 861,530.51	Transfer to Tax Title Liens or Foreclosed	18,113.70
Other Public Safety				Balance Outstanding Dec. 31, 1990	135,534.31
<b>PUBLIC WORKS</b>				<b>PRIOR YEARS TAXES OUTSTANDING</b>	
Streets and Drainage	665,245.00	Public Enterprises		Balance January 1, 1990	110,545.83
Sewers and Sewage Processing	1,052,735.00	Recreation-Culture	2,699.88	Collected in 1990	98,730.34
Garbage and Trash Disposal	624,200.00	Public Works	122,560.75	Cancelled, Abated or Adjusted 1990	
Public Buildings and Grounds	75,830.00	Buildings and Grounds	736,269.88	Transfers to Tax Title Liens or Foreclosed	11,915.49
Other Public Works		Library and Education		Balance December 31, 1990	
<b>HEALTH and WELFARE</b>		Conservation		<b>TAX TITLE LIENS OUTSTANDING</b>	
Health Services Except Environmental	21,885.00	All Other		Balance January 1, 1990	58,167.92
Welfare-Public Assistance	13,950.00	<b>CAPITAL DEBT AUTHORIZED, DECEMBER 31, 1990</b>		Transfer From Taxes	31,650.31
Hospital, Clinics, First Aid		<b>ISSUED AND UNISSUED</b>	<b>GROSS DEBT</b>	Redeemed in 1990	
Animal, Insect, & Rodent Control	8,250.00	School		Cancelled, Abated or Adjusted (1990)	
Other Welfare Services		Self-Liquidating		Transfers to Foreclosed Property	32,780.66
<b>RECREATION and CONSERVATION</b>		Other	4,294,302	Balance December 31, 1990	56,831.57
Beaches and Boardwalks		Total	4,294,302	<b>PROPERTY ACQUIRED BY DEED OR FORECLOSURE</b>	
Parks, Playgrounds, Shade Trees	41,100.00	<b>ISSUED AND OUTSTANDING</b>		Balance January 1, 1990	85,593.34
Land Reclamation & Conservation	28,635.00	School		Transfers From Taxes or Liens	32,986.66
Other Recreational Services	59,450.00	Self-Liquidating		Sale for Cash (1990)	
<b>EDUCATION (excluding schools)</b>		Other	3,782,197.00	Cancelled, Abated or Adjusted (1990)	
Libraries	49,000.00	Total	3,782,197.00	Balance December 31, 1990	118,680.00
Other Educational Services		<b>EQUALIZED VALUATION BASIS</b>		<b>CURRENT FINANCES DECEMBER 31, 1990</b>	
<b>STATUTORY EXPENDITURES</b>		<b>FOR NET DEBT COMPUTATION</b>	<b>749,042,342</b>	<b>ASSETS</b>	
Pensions & F. I. C. A.	317,000.00	<b>REAL PROPERTY VALUATIONS</b>		Cash Dec. 31, 1990	1,988,707.63
Employee Fringe Benefits		<b>Code</b> <b>Class</b> <b># of Parcels</b> <b>% VAL'N</b>	<b>ASSESSED VALUATION</b>	Taxes Receivable	135,534.31
Other Statutory Expenditures		1 Vacant Land 153 1.61	6,271,400.00	Tax Title Liens	56,831.57
<b>CETA And Other Public Employment Programs</b>		2 Residential 1891 52.56	205,130,515.00	Foreclosed Property	118,680.00
<b>MUNICIPAL FUNCTIONS</b>		3 Farm		Emergencies & Other Deferred Charges	
<b>CAPITAL IMPROVEMENTS</b>	<b>*MEMO*</b>	4a Commercial 87 37.36	145,803,699.00	State and Federal Aid Receivable	2,955.11
<b>DEBT SERVICE</b>		4b Industrial 3 8.47	33,047,557.00	Other Receivables	17,804.63
Principal Payments	510,778.00	4c Apartments		Total	2,320,513.25
Interest Payments	243,724.25	Total 2134	390,253,171.00	<b>LIABILITIES, RESERVES, AND SURPLUS</b>	
<b>DEFERRED CHARGES</b>		Land Area 2.60 Sq. Miles		Cash Liabilities	887,606.04
SCHOOL, COUNTY, SPECIAL DISTRICT TAXES	8,269,342.14	Net Valuation Taxable-Municipal	391,962,765	Reserves for Receivables	328,850.51
RESERVE FOR UNCOLLECTED TAXES	644,169.47	Net Valuation Taxable-County	798,734,343	Surplus Dec. 31, 1990	1,104,056.70
<b>EXPENDITURES</b>	<b>TOTAL</b>	State Equalized Valuation	755,967,752		2,320,513.25
	14,580,057.86	State Equalization Ratio	51.74		



1424  
Population 1980 16,614  
Population 1990 16,189  
S & P Rating A+  
Moody Rating A1

General Tax Rate Per \$100. 1.89  
State Equalized Tax Rate 1.60

**MORRISTOWN TOWN - MORRIS COUNTY**  
Form of Government  
**Mayor-Council Plan F (OMCL 50)**  
Number of Members - 7

PER CAPITA:  
Gross Debt 9,831.87  
Net Debt 1,679.22  
Debt Service 215.07  
Total Tax Levy 1,565.89  
Municipal Expenditures 1,523.75

PER CENT:  
Gross Debt 11.16  
Net Debt 1.91  
Tax Levy Collected 96.20  
Tax Levy Cancelled, Abated or Adjusted .41

EXPENDITURES		REVENUES-REALIZED		1990 PROPERTY TAX	
<b>GENERAL GOVERNMENT</b>				<b>STATE EQUALIZED TAX RATE</b> →	
Governing Body & Public Boards	58,426.00	1990 Property Taxes Collected	24,402,922.00	Local District School Taxes	
Municipal Clerk	288,415.00	1990 Payments in Lieu of Taxes		Regional & Consolidated School Tax	.73 11,583,396.48
Financial Administration	178,733.00	Delinquent Tax & Lien Collections	643,839.00	School Taxes in Municipal Budget	
Assessment of Taxes	129,425.00	Business Personalty Replacement Taxes	528,138.00	County Taxes	.25 3,982,676.02
Collection of Taxes	212,643.00	Taxes from Public Utilities	2,143,813.00	County Library Taxes	
Planning, Housing & Development	171,900.00	Other Miscellaneous Tax Revenues		Local Municipal Purpose Taxes	.62 9,765,461.00
Human Resources	342,622.00	State Aid Revenues	130,577.00	Veteran & Senior Citizen Taxes	
Elections	289,800.00	Federal Aid Revenues		Total Taxes for Rate Computation	1.60 25,393,233.50
General Administration (other)	1,840,532.00	State and Local Fiscal Assistance Act Utilized		Special District Taxes	
<b>JUDICIARY</b>		Sale of Acquired Property		Bank Corp. Taxes	
Municipal Courts	392,645.00	Other Miscellaneous Revenues	10,482,272.00	Added and Omitted Taxes	18,646.00
<b>PUBLIC SAFETY</b>		Total	38,331,561.00	Total Taxes Levied - ABSTRACT	25,350,179.50
Fire Protection	1,552,780.00	Prior Years Surplus Appropriated	2,425,000.00	Total Taxes Billed	25,367,099.00
Police Protection	3,243,710.00	REVENUES TOTAL	40,756,561.00	1990 TAXES COLLECTED	24,402,922.00
Civil Defense & Disaster Control	1,000.00	Reserve For Uncollected Taxes		1990 Taxes Cancelled, Abated or Adjusted	102,748.00
Environmental Inspection & Control	305,954.00	<b>CAPITAL OUTLAY TOTAL</b>	19,495,941.00	Transfer to Tax Title Liens or Foreclosed	
Other Public Safety		Public Enterprises	797,142.00	Balance Outstanding Dec. 31, 1990	861,429.00
<b>PUBLIC WORKS</b>		Recreation—Culture		<b>PRIOR YEARS TAXES OUTSTANDING</b>	
Streets and Drainage	955,477.00	Public Works	17,691,249.00	Balance January 1, 1990	837,417.00
Sewers and Sewage Processing	5,616,462.00	Buildings and Grounds	1,007,550.00	Collected in 1990	574,765.00
Garbage and Trash Disposal	2,028,548.00	Library and Education		Cancelled, Abated or Adjusted 1990	
Public Buildings and Grounds	331,658.00	Conservation		Transfers to Tax Title Liens or Foreclosed	82,159.00
Other Public Works		All Other		Balance December 31, 1990	180,493.00
<b>HEALTH and WELFARE</b>		<b>CAPITAL DEBT AUTHORIZED, DECEMBER 31, 1990</b>		<b>TAX TITLE LIENS OUTSTANDING</b>	
Health Services Except Environmental	101,900.00	ISSUED AND UNISSUED		Balance January 1, 1990	406,934.00
Welfare-Public Assistance	167,328.00	School	2,220,348	Transfer From Taxes	94,321.00
Hospital, Clinics, First Aid		Self-Liquidating	11,232,889	Redeemed in 1990	69,074.00
Animal, Insect, & Rodent Control	32,957.00	Other	145,714,459	Cancelled, Abated or Adjusted (1990)	331,326.00
Other Welfare Services		Total	159,168,196	Transfers to Foreclosed Property	
<b>RECREATION and CONSERVATION</b>		<b>ISSUED AND OUTSTANDING</b>		Balance December 31, 1990	100,855.00
Beaches and Boardwalks		School	2,220,848.00	<b>PROPERTY ACQUIRED BY DEED OR FORECLOSURE</b>	
Parks, Playgrounds, Shade Trees	406,495.00	Self-Liquidating	10,392,746.00	Balance January 1, 1990	113,100.00
Land Reclamation & Conservation		Other	102,407,175.00	Transfers From Taxes or Liens	
Other Recreational Services	225,621.00	Total	115,020,769.00	Sale for Cash (1990)	
<b>EDUCATION (excluding schools)</b>		<b>EQUALIZED VALUATION BASIS FOR NET DEBT COMPUTATION</b>	1,426,802,709	Cancelled, Abated or Adjusted (1990)	
Libraries	299,637.00	<b>REAL PROPERTY VALUATIONS</b>		Balance December 31, 1990	113,100.00
Other Educational Services		Code Class # of Parcels % VAL'N		<b>CURRENT FINANCES DECEMBER 31, 1990</b>	
<b>STATUTORY EXPENDITURES</b>		1 Vacant Land 122 1.18	15,362,300.00	<b>ASSETS</b>	
Pensions & F. I. C. A.	531,474.00	2 Residential 3133 44.58	581,759,300.00	Cash Dec. 31, 1990	6,208,371.00
Employee Fringe Benefits	1,023,030.00	3 Farm		Taxes Receivable	1,041,922.00
Other Statutory Expenditures	15,030.00	4a Commercial 559 45.35	591,792,825.00	Tax Title Liens	100,855.00
CETA And Other Public Employment Programs		4b Industrial 14 1.24	16,231,500.00	Foreclosed Property	113,100.00
<b>MUNICIPAL FUNCTIONS</b>		4c Apartments 58 7.65	99,785,400.00	Emergencies & Other Deferred Charges	
<b>CAPITAL IMPROVEMENTS</b>		Total 3386	1,304,931,325.00	State and Federal Aid Receivable	10,919.00
<b>DEBT SERVICE</b>		Land Area 2.86 Sq. Miles		Other Receivables	1,159,463.00
Principal Payments	1,041,058.00	Net Valuation Taxable-Municipal	1,341,188,010	Total	8,634,630.00
Interest Payments	2,440,726.00	Net Valuation Taxable-County	1,537,418,744	<b>LIABILITIES, RESERVES, AND SURPLUS</b>	
<b>DEFERRED CHARGES</b>		State Equalized Valuation	1,579,062,217	Cash Liabilities	2,647,422.00
SCHOOL, COUNTY, SPECIAL DISTRICT TAXES	15,565,072.50	State Equalization Ratio	84.59	Reserves for Receivables	2,417,687.00
<b>RESERVE FOR UNCOLLECTED TAXES</b>				Surplus Dec. 31, 1990	3,569,521.00
<b>EXPENDITURES TOTAL</b>	40,234,128.50			Total	8,634,630.00



1426  
Population 1980 4,251  
Population 1990 3,630  
S & P Rating  
Moody Rating

General Tax Rate Per \$100. 7.15  
State Equalized Tax Rate 2.11

MOUNT ARLINGTON BORO. - MORRIS CO.  
Form of Government  
Borough Council  
Number of Members - 6

PER CAPITA:  
Gross Debt 291.26  
Net Debt 205.36  
Debt Service 35.69  
Total Tax Levy 1,300.77  
Municipal Expenditures 591.30  
PER CENT:  
Gross Debt .57  
Net Debt .35  
Tax Levy Collected 91.63  
Tax Levy Cancelled, Abated or Adjusted .31

EXPENDITURES		REVENUES-REALIZED		1990 PROPERTY TAX	
GENERAL GOVERNMENT				STATE EQUALIZED TAX RATE	
Governing Body & Public Boards		1990 Property Taxes Collected		Local District School Taxes	1.23 2,756,603.00
Municipal Clerk		1990 Payments in Lieu of Taxes		Regional & Consolidated School Tax	
Financial Administration	42,807.50	Delinquent Tax & Lien Collections		School Taxes in Municipal Budget	
Assessment of Taxes	13,997.00	Business Personalty Replacement Taxes		County Taxes	.27 592,635.37
Collection of Taxes	32,000.00	Taxes from Public Utilities		County Library Taxes	
Planning, Housing & Development	31,540.00	Other Miscellaneous Tax Revenues		Local Municipal Purpose Taxes	.61 1,363,304.00
Human Resources	45,251.00	State Aid Revenues		Veteran & Senior Citizen Taxes	23,550.00
Elections	1,035.00	Federal Aid Revenues		Total Taxes for Rate Computation	2.11 4,736,092.37
General Administration (other)	286,504.00	State and Local Fiscal Assistance Act Utilized		Special District Taxes	
JUDICIARY		Sale of Acquired Property		Bank Corp. Taxes	
Municipal Courts	38,910.00	Other Miscellaneous Revenues		Added and Omitted Taxes	9,257.32
PUBLIC SAFETY		Total		Total Taxes Levied - ABSTRACT	4,721,799.69
Fire Protection	47,970.00	Prior Years Surplus Appropriated		Total Taxes Billed	4,722,537.18
Police Protection	409,370.00	REVENUES TOTAL		1990 TAXES COLLECTED	4,327,045.25
Civil Defense & Disaster Control	1,000.00	Reserve For Uncollected Taxes		1990 Taxes Cancelled, Abated or Adjusted	14,664.05
Environmental Inspection & Control	31,870.00	CAPITAL OUTLAY TOTAL		Transfer to Tax Title Liens or Foreclosed	31,065.28
Other Public Safety				Balance Outstanding Dec. 31, 1990	349,761.99
PUBLIC WORKS		Public Enterprises		PRIOR YEARS TAXES OUTSTANDING	
Streets and Drainage	167,228.00	Recreation-Culture		Balance January 1, 1990	284,913.33
Sewers and Sewage Processing		Public Works		Collected in 1990	275,496.99
Garbage and Trash Disposal	106,370.00	Buildings and Grounds		Cancelled, Abated or Adjusted 1990	2,167.57
Public Buildings and Grounds	17,900.00	Library and Education		Transfers to Tax Title Liens or Foreclosed	7,248.77
Other Public Works	16,000.00	Conservation		Balance December 31, 1990	
HEALTH and WELFARE		All Other		TAX TITLE LIENS OUTSTANDING	
Health Services Except Environmental	19,691.00	CAPITAL DEBT AUTHORIZED, DECEMBER 31, 1990		Balance January 1, 1990	61,912.15
Welfare-Public Assistance	1,760.00	ISSUED AND UNISSUED GROSS DEBT NET DEBT		Transfer From Taxes	39,334.25
Hospital, Clinics, First Aid		School 314,000		Redeemed in 1990	8,103.10
Animal, Insect, & Rodent Control	4,287.50	Self-Liquidating 745,459		Cancelled, Abated or Adjusted (1990)	59.62
Other Welfare Services		Other 745,459		Transfers to Foreclosed Property	
RECREATION and CONSERVATION		Total 1,059,459		Balance December 31, 1990	93,083.62
Beaches and Boardwalks		ISSUED AND OUTSTANDING		PROPERTY ACQUIRED BY DEED OR	
Parks, Playgrounds, Shade Trees	16,830.00	School 314,000.00		FORECLOSURE	
Land Reclamation & Conservation	20,032.00	Self-Liquidating 645,100.00		Balance January 1, 1990	158,300.00
Other Recreational Services	12,450.00	Other 959,100.00		Transfers From Taxes or Liens	
EDUCATION (excluding schools)		Total		Sale for Cash (1990)	
Libraries	73,101.00	EQUALIZED VALUATION BASIS		Cancelled, Abated or Adjusted (1990)	
Other Educational Services		FOR NET DEBT COMPUTATION		Balance December 31, 1990	158,300.00
STATUTORY EXPENDITURES		REAL PROPERTY VALUATIONS		CURRENT FINANCES DECEMBER 31, 1990	
Pensions & F. L. C. A.	100,270.00	Code Class # of Parcels % VAL'N ASSESSED VALUATION		ASSETS	
Employee Fringe Benefits	78,800.00	1 Vacant Land 131 4.95 3,188,900.00		Cash Dec. 31, 1990	346,094.71
Other Statutory Expenditures		2 Residential 1112 77.23 50,729,800.00		Taxes Receivable	349,761.99
CETA And Other Public Employment Programs		3 Farm 40 12.46 8,187,700.00		Tax Title Liens	93,083.68
MUNICIPAL FUNCTIONS TOTAL	1,617,024.00	4a Commercial 1 3,200.00		Foreclosed Property	158,300.00
CAPITAL IMPROVEMENTS *MEMO*	8,000.00	4b Industrial 7 5.45 3,578,800.00		Emergencies & Other Deferred Charges	53,601.97
DEBT SERVICE		4c Apartments 1291 65,688,400.00		State and Federal Aid Receivable	15,577.39
Principal Payments	90,000.00	Land Area 2.25 Sq. Miles		Other Receivables	37,698.06
Interest Payments	39,543.06	Net Valuation Taxable-Municipal		Total	1,054,117.80
DEFERRED CHARGES		Net Valuation Taxable-County		LIABILITIES, RESERVES, AND SURPLUS	
SCHOOL, COUNTY, SPECIAL DISTRICT TAXES	27,327.98	State Equalized Valuation		Cash Liabilities	181,474.29
RESERVE FOR UNCOLLECTED TAXES	372,540.70	State Equalization Ratio		Reserves for Receivables	638,843.73
EXPENDITURES TOTAL	5,495,674.11			Surplus Dec. 31, 1990	233,799.78

0425  
Population 1980 4,363  
Population 1990 4,517  
S & P Rating  
Moody Rating AAA1

General Tax Rate Per \$100. 3.85  
State Equalized Tax Rate 2.53

MOUNT EPHRAIM BORO. - CAMDEN CO.  
Form of Government  
Commission (1911)  
Number of Members - 3

PER CAPITA:  
Gross Debt 402.77  
Net Debt 402.77  
Debt Service 32.18  
Total Tax Levy 898.14  
Municipal Expenditures 464.87  
PER CENT:  
Gross Debt 1.25  
Net Debt 1.25  
Tax Levy Collected 97.19  
Tax Levy Cancelled, Abated or Adjusted .05

EXPENDITURES		REVENUES-REALIZED		1990 PROPERTY TAX	
GENERAL GOVERNMENT		1990 Property Taxes Collected		STATE EQUALIZED TAX RATE	
Governing Body & Public Boards	1,200.00	3,946,084.17		Local District School Taxes	1,510,861.28
Municipal Clerk				Regional & Consolidated School Tax	
Financial Administration	22,028.00	1990 Payments in Lieu of Taxes		School Taxes in Municipal Budget	
Assessment of Taxes	5,652.39	71,340.98		County Taxes	1,414,013.27
Collection of Taxes	25,816.09	32,156.50		County Library Taxes	38,223.95
Planning, Housing & Development	15,556.20	Taxes from Public Utilities		Local Municipal Purpose Taxes	1,085,000.00
Human Resources	43,825.00	263,268.00		Veteran & Senior Citizen Taxes	105,500.00
Elections		Other Miscellaneous Tax Revenues		Total Taxes for Rate Computation	4,153,598.50
General Administration (other)	239,764.89	75,003.48		Special District Taxes	
JUDICIARY		State Aid Revenues		Bank Corp. Taxes	
Municipal Courts	54,335.37	Federal Aid Revenues		Added and Omitted Taxes	8,784.52
PUBLIC SAFETY		State and Local Fiscal Assistance Act Utilized		Total Taxes Levied - ABSTRACT	4,056,883.02
Fire Protection	40,704.24	Sale of Acquired Property		Total Taxes Billed	4,060,110.67
Police Protection	420,997.96	Other Miscellaneous Revenues		1990 TAXES COLLECTED	3,946,084.17
Civil Defense & Disaster Control	677.86	Total		1990 Taxes Cancelled, Abated or Adjusted	1,846.08
Environmental Inspection & Control	21,805.50	Prior Years Surplus Appropriated		Transfer to Tax Title Liens or Foreclosed	21,926.19
Other Public Safety		REVENUES TOTAL		Balance Outstanding Dec. 31, 1990	90,254.23
PUBLIC WORKS		CAPITAL OUTLAY TOTAL		PRIOR YEARS TAXES OUTSTANDING	
Streets and Drainage	150,403.25	Public Enterprises		Balance January 1, 1990	75,799.95
Sewers and Sewage Processing	122,608.26	Recreation-Culture		Collected in 1990	69,261.52
Garbage and Trash Disposal	263,879.88	Public Works		Cancelled, Abated or Adjusted 1990	
Public Buildings and Grounds	39,880.00	Buildings and Grounds		Transfers to Tax Title Liens or Foreclosed	4,931.27
Other Public Works		Library and Education		Balance December 31, 1990	1,607.16
HEALTH and WELFARE		Conservation		TAX TITLE LIENS OUTSTANDING	
Health Services Except Environmental	100.00	All Other		Balance January 1, 1990	40,884.00
Welfare-Public Assistance	22,500.00	CAPITAL DEBT AUTHORIZED, DECEMBER 31, 1990		Transfer From Taxes	27,616.36
Hospital, Clinics, First Aid		ISSUED AND UNISSUED		Redeemed in 1990	2,079.46
Animal, Insect, & Rodent Control		GROSS DEBT		Cancelled, Abated or Adjusted (1990)	
Other Welfare Services		NET DEBT		Transfers to Foreclosed Property	
RECREATION and CONSERVATION		School		Balance December 31, 1990	66,420.90
Beaches and Boardwalks		Self-Liquidating		PROPERTY ACQUIRED BY DEED OR FORECLOSURE	
Parks, Playgrounds, Shade Trees	4,500.00	Other		Balance January 1, 1990	5,735.00
Land Reclamation & Conservation	1,768.30	Total		Transfers From Taxes or Liens	
Other Recreational Services		ISSUED AND OUTSTANDING		Sale for Cash (1990)	
EDUCATION (excluding schools)		School		Cancelled, Abated or Adjusted (1990)	
Libraries	5,138.73	Self-Liquidating		Balance December 31, 1990	5,735.00
Other Educational Services		Other		CURRENT FINANCES DECEMBER 31, 1990	
STATUTORY EXPENDITURES		Total		ASSETS	
Pensions & F. I. C. A.	91,616.43	EQUALIZED VALUATION BASIS		Cash Dec. 31, 1990	845,909.87
Employee Fringe Benefits	85,781.33	FOR NET DEBT COMPUTATION		Taxes Receivable	91,861.39
Other Statutory Expenditures		REAL PROPERTY VALUATIONS		Tax Title Liens	66,420.90
CETA And Other Public Employment Programs		Code Class # of Parcels % VAL'N		Foreclosed Property	5,735.00
MUNICIPAL FUNCTIONS TOTAL	1,685,539.68	1 Vacant Land 75 .83		Emergencies & Other Deferred Charges	16,000.00
CAPITAL IMPROVEMENTS *MEMO*	60,000.00	2 Residential 1551 81.42		State and Federal Aid Receivable	3,903.45
DEBT SERVICE		3 Farm		Other Receivables	9,291.90
Principal Payments	60,000.00	4a Commercial 98 14.33		Total	1,039,122.51
Interest Payments	85,360.48	4b Industrial 3 .57		LIABILITIES, RESERVES, AND SURPLUS	
DEFERRED CHARGES	16,695.00	4c Apartments 9 2.85		Cash Liabilities	161,453.13
SCHOOL, COUNTY, SPECIAL DISTRICT TAXES	2,963,098.50	Total 1736		Reserves for Receivables	173,309.19
RESERVE FOR UNCOLLECTED TAXES	252,205.03	Land Area .90 Sq. Miles		Surplus Dec. 31, 1990	704,360.19
EXPENDITURES TOTAL	5,062,898.69	Net Valuation Taxable-Municipal		Total	1,039,122.51
		Net Valuation Taxable-County			
		State Equalized Valuation			
		State Equalization Ratio			



0323  
Population 1980 10,818  
Population 1990 10,639  
S & P Rating  
Moody Rating BA1

General Tax Rate Per \$100. 3.73  
State Equalized Tax Rate 2.49

MOUNT HOLLY TWP. - BURLINGTON CO.  
Form of Government  
Council-Manager Plan A (OMCL 50)  
Number of Members - 5

PER CAPITA:  
Gross Debt 220.60  
Net Debt 149.45  
Debt Service 26.22  
Total Tax Levy 810.59  
Municipal Expenditures 439.09  
PER CENT:  
Gross Debt .79  
Net Debt .54  
Tax Levy Collected 95.10  
Tax Levy Cancelled, Abated or Adjusted .16

EXPENDITURES		REVENUES-REALIZED		1990 PROPERTY TAX	
<b>GENERAL GOVERNMENT</b>				<b>STATE EQUALIZED TAX RATE</b>	
Governing Body & Public Boards		1990 Property Taxes Collected	8,203,812.90	Local District School Taxes	.24 2,865,554.00
Municipal Clerk	7,025.00	1990 Payments in Lieu of Taxes		Regional & Consolidated School Tax	.43 1,457,646.60
Financial Administration	90,402.00	Delinquent Tax & Lien Collections	283,196.24	School Taxes in Municipal Budget	
Assessment of Taxes	39,848.00	Business Personalty Replacement Taxes	157,668.24	County Taxes	.53 1,809,072.38
Collection of Taxes	55,798.00	Taxes from Public Utilities	720,554.00	County Library Taxes	.03 104,032.23
Planning, Housing & Development	11,064.00	Other Miscellaneous Tax Revenues		Local Municipal Purpose Taxes	.67 2,292,075.00
Human Resources	143,261.00	State Aid Revenues	390,481.39	Veteran & Senior Citizen Taxes	
Elections	13,560.00	Federal Aid Revenues		Total Taxes for Rate Computation	2.50 8,619,330.21
General Administration (other)	399,532.00	State and Local Fiscal Assistance Act Utilized		Special District Taxes	
<b>JUDICIARY</b>		Sale of Acquired Property		Bank Corp. Taxes	
Municipal Courts	33,251.39	Other Miscellaneous Revenues	784,411.36	Added and Omitted Taxes	95,493.98
<b>PUBLIC SAFETY</b>		Total	10,540,124.13	Total Taxes Levied - ABSTRACT	8,623,874.19
Fire Protection	130,904.20	Prior Years Surplus Appropriated	606,150.00	Total Taxes Billed	8,203,812.90
Police Protection	1,143,330.02	REVENUES TOTAL	11,146,274.13	1990 TAXES COLLECTED	
Civil Defense & Disaster Control		Reserve For Uncollected Taxes	400,757.15	1990 Taxes Cancelled, Abated or Adjusted	14,036.63
Environmental Inspection & Control	80,225.00			Transfer to Tax Title Liens or Foreclosed	22,799.63
Other Public Safety				Balance Outstanding Dec. 31, 1990	385,493.96
<b>PUBLIC WORKS</b>		<b>CAPITAL OUTLAY TOTAL</b>		<b>PRIOR YEARS TAXES OUTSTANDING</b>	
Streets and Drainage	513,558.17	Public Enterprises		Balance January 1, 1990	318,345.25
Sewers and Sewage Processing		Recreation--Culture		Collected in 1990	274,975.51
Garbage and Trash Disposal	506,371.00	Public Works		Cancelled, Abated or Adjusted 1990	11,178.98
Public Buildings and Grounds	88,547.00	Buildings and Grounds		Transfers to Tax Title Liens or Foreclosed	19,102.64
Other Public Works	1,500.00	Library and Education		Balance December 31, 1990	13,638.13
<b>HEALTH and WELFARE</b>		Conservation		<b>TAX TITLE LIENS OUTSTANDING</b>	
Health Services Except Environmental	25,817.00	All Other		Balance January 1, 1990	5,351.51
Welfare-Public Assistance	44,446.00			Transfer From Taxes	44,402.27
Hospital, Clinics, First Aid		<b>CAPITAL DEBT AUTHORIZED, DECEMBER 31, 1990</b>		Redeemed in 1990	8,270.73
Animal, Insect, & Rodent Control		ISSUED AND UNISSUED		Cancelled, Abated or Adjusted (1990)	
Other Welfare Services		School	756,979	Transfers to Foreclosed Property	1,108.75
<b>RECREATION and CONSERVATION</b>		Self-Liquidating		Balance December 31, 1990	40,874.30
Beaches and Boardwalks		Other	1,590,000	<b>PROPERTY ACQUIRED BY DEED OR FORECLOSURE</b>	
Parks, Playgrounds, Shade Trees	15,330.00	Total	2,346,979	Balance January 1, 1990	144,396.25
Land Reclamation & Conservation				Transfers From Taxes or Liens	1,108.75
Other Recreational Services	7,000.00	<b>ISSUED AND OUTSTANDING</b>		Sale for Cash (1990)	
<b>EDUCATION (excluding schools,</b>		School	756,979.51	Cancelled, Abated or Adjusted (1990)	
Libraries	22,500.00	Self-Liquidating		Balance December 31, 1990	145,505.00
Other Educational Services	625.00	Other	1,590,000.00	<b>CURRENT FINANCES DECEMBER 31, 1990</b>	
<b>STATUTORY EXPENDITURES</b>		Total	2,346,979.51	<b>ASSETS</b>	
Pensions & F. I. C. A.	279,970.00	<b>EQUALIZED VALUATION BASIS</b>		Cash Dec. 31, 1990	1,376,803.57
Employee Fringe Benefits	220,630.00	<b>FOR NET DEBT COMPUTATION</b>	295,483,471	Taxes Receivable	399,132.09
Other Statutory Expenditures	9,500.00	<b>REAL PROPERTY VALUATIONS</b>		Tax Title Liens	40,874.30
<b>CETA And Other Public Employment Programs</b>		Code Class # of Parcels % VAL'N		Foreclosed Property	145,505.00
<b>MUNICIPAL FUNCTIONS TOTAL</b>	3,944,014.73	1 Vacant Land 282 2.02	4,465,700.00	Emergencies & Other Deferred Charges	101,840.30
<b>CAPITAL IMPROVEMENTS *MEMO*</b>		2 Residential 3152 78.25	172,704,285.00	State and Federal Aid Receivable	97,016.17
<b>DEBT SERVICE</b>		3 Farm 3 .01	17,300.00	Other Receivables	139,157.27
Principal Payments	145,000.00	4a Commercial 223 15.20	33,535,900.00	Total	2,300,329.20
Interest Payments	133,918.27	4b Industrial 15 2.07	4,577,300.00	<b>LIABILITIES, RESERVES, AND SURPLUS</b>	
		4c Apartments 13 2.45	5,399,000.00	Cash Liabilities	631,305.42
		Total 3688	220,698,485.00	Reserves for Receivables	724,668.86
<b>DEFERRED CHARGES</b>	47,782.64	Land Area 2.91 Sq. Miles		Surplus Dec. 31, 1990	943,855.12
<b>SCHOOL, COUNTY, SPECIAL DISTRICT TAXES</b>	6,236,305.21	Net Valuation Taxable-Municipal	228,497,223	Total	2,300,329.20
<b>RESERVE FOR UNCOLLECTED TAXES</b>	400,757.15	Net Valuation Taxable-County	310,754,726		
<b>EXPENDITURES TOTAL</b>	10,907,778.05	State Equalized Valuation	338,681,024		
		State Equalization Ratio	66.70		



0324  
Population 1980 17,614  
Population 1990 30,270  
S & P Rating  
Moody Rating A1

General Tax Rate Per \$100. 2.47  
State Equalized Tax Rate 1.77

MOUNT LAUREL TWP. - BURLINGTON CO.  
Form of Government  
Council-Manager Plan E (OMCL 50)  
Number of Members - 5

PER CAPITA:  
Gross Debt 1,130.05  
Net Debt 393.52  
Debt Service 56.18  
Total Tax Levy 1,427.37  
Municipal Expenditures 427.46  
PER CENT:  
Gross Debt 1.76  
Net Debt .61  
Tax Levy Collected 93.08  
Tax Levy Cancelled, Abated or Adjusted 1.94

EXPENDITURES		REVENUES-REALIZED		1990 PROPERTY TAX	
GENERAL GOVERNMENT				STATE EQUALIZED TAX RATE	
Governing Body & Public Boards	49,060.00	1990 Property Taxes Collected		Local District School Taxes	16,669,014.00
Municipal Clerk	114,033.40	1990 Payments in Lieu of Taxes		Regional & Consolidated School Tax	7,525,453.01
Financial Administration	240,787.00	Delinquent Tax & Lien Collections		School Taxes in Municipal Budget	
Assessment of Taxes	116,499.04	Business Personalty Replacement Taxes		County Taxes	12,186,386.06
Collection of Taxes	60,654.00	Taxes from Public Utilities		County Library Taxes	
Planning, Housing & Development	142,218.00	Other Miscellaneous Tax Revenues		Local Municipal Purpose Taxes	4,110,000.00
Human Resources	113,013.00	State Aid Revenues		Veteran & Senior Citizen Taxes	163,200.00
Elections		Federal Aid Revenues		Total Taxes for Rate Computation	40,654,053.07
General Administration (other)	803,091.39	State and Local Fiscal Assistance Act Utilized		Special District Taxes	1,383,332.24
JUDICIARY		Sale of Acquired Property		Bank Corp. Taxes	
Municipal Courts	145,438.39	Other Miscellaneous Revenues		Added and Omitted Taxes	1,332,430.28
PUBLIC SAFETY		Total		Total Taxes Levied - ABSTRACT	43,206,615.59
Fire Protection	1,500.00	Prior Years Surplus Appropriated		Total Taxes Billed	43,499,957.24
Police Protection	2,489,471.02	REVENUES TOTAL		1990 TAXES COLLECTED	40,487,856.17
Civil Defense & Disaster Control	835.00	Reserve For Uncollected Taxes		1990 Taxes Cancelled, Abated or Adjusted	841,960.47
Environmental Inspection & Control	350,736.03	CAPITAL OUTLAY TOTAL		Transfer to Tax Title Liens or Foreclosed	151,978.27
Other Public Safety				Balance Outstanding Dec. 31, 1990	2,018,162.33
PUBLIC WORKS		Public Enterprises		PRIOR YEARS TAXES OUTSTANDING	
Streets and Drainage	806,583.00	Recreation-Culture		Balance January 1, 1990	1,681,423.48
Sewers and Sewage Processing		Public Works		Collected in 1990	1,252,510.65
Garbage and Trash Disposal	1,371,039.00	Buildings and Grounds		Cancelled, Abated or Adjusted 1990	65,698.90
Public Buildings and Grounds	159,695.00	Library and Education		Transfers to Tax Title Liens or Foreclosed	141,230.49
Other Public Works	185,072.00	Conservation		Balance December 31, 1990	221,983.44
HEALTH and WELFARE		All Other		TAX TITLE LIENS OUTSTANDING	
Health Services Except Environmental	5,165.00	CAPITAL DEBT AUTHORIZED, DECEMBER 31, 1990		Balance January 1, 1990	276,018.24
Welfare-Public Assistance	18,494.00	ISSUED AND UNISSUED		Transfer From Taxes	354,237.77
Hospital, Clinics, First Aid		GROSS DEBT		Redeemed in 1990	80,023.28
Animal, Insect, & Rodent Control		NET DEBT		Cancelled, Abated or Adjusted (1990)	
Other Welfare Services		SCHOOL		Transfers to Foreclosed Property	
RECREATION and CONSERVATION		Self-Liquidating		Balance December 31, 1990	550,232.73
Beaches and Boardwalks		Other		PROPERTY ACQUIRED BY DEED OR	
Parks, Playgrounds, Shade Trees	303,129.09	Total		FORECLOSURE	
Land Reclamation & Conservation		ISSUED AND OUTSTANDING		Balance January 1, 1990	2,696,040.00
Other Recreational Services		SCHOOL		Transfers From Taxes or Liens	
EDUCATION (excluding schools)		Self-Liquidating		Sale for Cash (1990)	
Libraries	376,143.00	Other		Cancelled, Abated or Adjusted (1990)	
Other Educational Services		Total		Balance December 31, 1990	2,696,040.00
STATUTORY EXPENDITURES		EQUALIZED VALUATION BASIS		CURRENT FINANCES DECEMBER 31, 1990	
Pensions & F. I. C. A.	666,838.43	FOR NET DEBT COMPUTATION		ASSETS	
Employee Fringe Benefits	661,039.00	REAL PROPERTY VALUATIONS		Cosh Dec. 31, 1990	9,602,925.91
Other Statutory Expenditures	1,000.00	Code Class # of Parcels % VAL'N		Taxes Receivable	2,240,145.77
CETA And Other Public Employment Programs		ASSESSED VALUATION		Tax Title Liens	550,232.73
MUNICIPAL FUNCTIONS		1 Vacant Land 2323 6.68		Foreclosed Property	2,696,040.00
CAPITAL IMPROVEMENTS	9,186,723.79	2 Residential 10532 59.43		Emergencies & Other Deferred Charges	48,164.85
DEBT SERVICE	173,000.00	3 Farm 231 .71		State and Federal Aid Receivable	36,529.56
Principal Payments	865,000.00	4a Commercial 286 24.91		Other Receivables	206,086.41
Interest Payments	815,549.50	4b Industrial 52 6.34		Total	15,380,125.23
DEFERRED CHARGES		4c Apartments 6 1.43		LIABILITIES, RESERVES, AND SURPLUS	
SCHOOL COUNTY, SPECIAL DISTRICT TAXES	102,796.82	Total 13430		Cash Liabilities	6,092,141.27
RESERVE FOR UNCOLLECTED TAXES	37,764,155.31	Land Area 22.15 Sq. Miles		Reserves for Receivables	5,692,504.91
EXPENDITURES	50,703,511.28	Net Valuation Taxable-Municipal		Surplus Dec. 31, 1990	3,595,479.05
TOTAL		Net Valuation Taxable-County		Total	15,380,125.23
		State Equalized Valuation			
		State Equalization Ratio			

1427  
Population 1980 18,748  
Population 1990 21,282  
S & P Rating  
Moody Rating AAA

General Tax Rate Per \$100. 4.37  
State Equalized Tax Rate 1.91

MOUNT OLIVE TOWNSHIP - MORRIS CO.  
Form of Government  
Mayor-Council Plan E (OMCL 50)  
Number of Members - 5

PER CAPITA:  
Gross Debt 982.38  
Net Debt 747.81  
Debt Service 69.78  
Total Tax Levy 1,365.44  
Municipal Expenditures 507.64  
PER CENT:  
Gross Debt 1.55  
Net Debt 1.18  
Tax Levy Collected 95.90  
Tax Levy Cancelled, Abated or Adjusted .22

EXPENDITURES		REVENUES-REALIZED		1990 PROPERTY TAX	
GENERAL GOVERNMENT				STATE EQUALIZED TAX RATE	
Governing Body & Public Boards	58,623.00	1990 Property Taxes Collected		Local District School Taxes	1.29 18,799,079.67
Municipal Clerk	67,747.00	1990 Payments in Lieu of Taxes		Regional & Consolidated School Tax	
Financial Administration	126,825.00	Delinquent Tax & Lien Collections		School Taxes in Municipal Budget	
Assessment of Taxes	86,042.99	Business Personalty Replacement Taxes		County Taxes	.25 3,601,222.43
Collection of Taxes	64,202.00	Taxes from Public Utilities		County Library Taxes	
Planning, Housing & Development	151,584.00	Other Miscellaneous Tax Revenues		Local Municipal Purpose Taxes	.38 5,503,803.00
Human Resources	103,667.00	State Aid Revenues		Veteran & Senior Citizen Taxes	84,750.00
Elections	5,100.00	Federal Aid Revenues		Total Taxes for Rate Computation	1.92 27,988,854.30
General Administration (other)	694,862.00	State and Local Fiscal Assistance Act Utilized		Special District Taxes	960,109.00
JUDICIARY		Sale of Acquired Property		Bank Corp. Taxes	
Municipal Courts	202,414.46	Other Miscellaneous Revenues		Added and Omitted Taxes	216,343.68
PUBLIC SAFETY		Total		Total Taxes Levied - ABSTRACT	29,080,556.98
Fire Protection	165,692.00	Prior Years Surplus Appropriated		Total Taxes Billed	29,102,032.94
Police Protection	2,810,210.30	REVENUES TOTAL		1990 TAXES COLLECTED	27,907,522.79
Civil Defense & Disaster Control	131,942.00	Reserve For Uncollected Taxes		1990 Taxes Cancelled, Abated or Adjusted	63,888.50
Environmental Inspection & Control	207,926.00	CAPITAL OUTLAY TOTAL		Transfer to Tax Title Liens or Foreclosed	228,966.75
Other Public Safety				Balance Outstanding Dec. 31, 1990	901,660.90
PUBLIC WORKS		Public Enterprises		PRIOR YEARS TAXES OUTSTANDING	
Streets and Drainage	680,978.00	Recreation-Culture		Balance January 1, 1990	873,311.21
Sewers and Sewage Processing	225,000.00	Public Works		Collected in 1990	640,272.71
Gorbage and Trash Disposal		Buildings and Grounds		Cancelled, Abated or Adjusted 1990	407.39
Public Buildings and Grounds	293,316.00	Library and Education		Transfers to Tax Title Liens or Foreclosed	198,856.66
Other Public Works		Conservation		Balance December 31, 1990	33,774.45
HEALTH and WELFARE		All Other		TAX TITLE LIENS OUTSTANDING	
Health Services Except Environmental	226,838.00	CAPITAL DEBT AUTHORIZED, DECEMBER 31, 1990		Balance January 1, 1990	325,724.09
Welfare-Public Assistance	31,334.00	ISSUED AND UNISSUED GROSS DEBT NET DEBT		Balance January 1, 1990	503,971.79
Hospital, Clinics, First Aid		School 4,587,000		Transfer From Taxes	
Animal, Insect, & Rodent Control	29,350.00	Self-Liquidating		Redeemed in 1990	35,726.78
Other Welfare Services		Other 16,320,041		Cancelled, Abated or Adjusted (1990)	220.35
RECREATION and CONSERVATION		Total 20,907,041		Transfers to Foreclosed Property	
Beaches and Boardwalks	6,134.01	ISSUED AND OUTSTANDING		Balance December 31, 1990	793,748.75
Parks, Playgrounds, Shade Trees		School		PROPERTY ACQUIRED BY DEED OR	
Land Reclamation & Conservation	179,781.00	Self-Liquidating		FORECLOSURE	
Other Recreational Services	119,355.00	Other		Balance January 1, 1990	892,895.00
EDUCATION (excluding schaols)		Total		Transfers From Taxes or Liens	
Libraries	397,799.00	EQUALIZED VALUATION BASIS		Sale for Cash (1990)	
Other Educational Services		FOR NET DEBT COMPUTATION		Cancelled, Abated or Adjusted (1990)	
STATUTORY EXPENDITURES		REAL PROPERTY VALUATIONS		Balance December 31, 1990	892,895.00
Pensions & F. L. C. A.	415,476.00	Code Class # of Parcels % VAL'N ASSESSED VALUATION		CURRENT FINANCES DECEMBER 31, 1990	
Employee Fringe Benefits	556,525.00	1 Vacant Land 1145 10.45 66,449,136.00		ASSETS	
Other Statutory Expenditures		2 Residential 4516 56.75 360,965,600.00		Cash Dec. 31, 1990	3,048,095.08
CETA And Other Public Employment Programs		3 Farm 120 .79 5,048,020.00		Taxes Receivable	935,435.35
MUNICIPAL FUNCTIONS TOTAL	8,043,913.76	4a Commercial 253 9.30 59,178,295.00		Tax Title Liens	793,748.75
CAPITAL IMPROVEMENTS *MEMO*		4b Industrial 42 9.93 63,146,200.00		Foreclosed Property	892,895.00
DEBT SERVICE		4c Apartments 5 12.78 81,320,050.00		Emergencies & Other Deferred Charges	141,600.00
Principal Payments	559,879.15	Total 6081 636,107,301.00		State and Federal Aid Receivable	40,589.02
Interest Payments	925,205.09	Land Area 30.06 Sq. Miles		Other Receivables	79,703.19
DEFERRED CHARGES	121,585.97	Net Valuation Taxable-Municipal		Total	5,932,066.39
SCHOOL, COUNTY, SPECIAL DISTRICT TAXES	23,360,410.30	Net Valuation Taxable-County		LIABILITIES, RESERVES, AND SURPLUS	
RESERVE FOR UNCOLLECTED TAXES	1,153,000.00	State Equalized Valuation		Cash Liabilities	2,955,265.51
EXPENDITURES TOTAL	34,163,994.27	State Equalization Ratio 43.78		Reserves for Receivables	2,701,782.29
				Surplus Dec. 31, 1990	275,018.59
				Total	5,932,066.39



1425  
Population 1980 4,153  
Population 1990 3,847  
S & P Rating AA  
Moody Rating AA

General Tax Rate Per \$100. 4.77  
State Equalized Tax Rate 1.92

**MOUNTAIN LAKES BORO. - MORRIS CO.**  
Form of Government  
Council-Manager Plan E (OMCL 50)  
Number of Members - 7

PER CAPITA:  
Gross Debt 1,465.01  
Net Debt 599.41  
Debt Service 91.61  
Total Tax Levy 2,670.43  
Municipal Expenditures 790.20  
PER CENT:  
Gross Debt 1.11  
Net Debt .45  
Tax Levy Collected 97.74  
Tax Levy Cancelled, Abated or Adjusted .14

EXPENDITURES		REVENUES-REALIZED		1990 PROPERTY TAX	
GENERAL GOVERNMENT				STATE EQUALIZED TAX RATE	
Governing Body & Public Boards		1990 Property Taxes Collected	10,050,670.97	Local District School Taxes	1.36 7,188,603.56
Municipal Clerk		1990 Payments in Lieu of Taxes		Regional & Consolidated School Tax	
Financial Administration	66,100.00	Delinquent Tax & Lien Collections	121,559.18	School Taxes in Municipal Budget	
Assessment of Taxes	13,467.00	Business Personalty Replacement Taxes	35,963.12	County Taxes	.25 1,348,990.98
Collection of Taxes	22,700.00	Taxes from Public Utilities	371,335.00	County Library Taxes	
Planning, Housing & Development	43,300.00	Other Miscellaneous Tax Revenues		Local Municipal Purpose Taxes	.30 1,612,362.08
Human Resources	34,136.83	State Aid Revenues	30,725.28	Veteran & Senior Citizen Taxes	
Elections		Federal Aid Revenues		Total Taxes for Rate Computation	1.91 10,160,356.62
General Administration (other)	314,035.00	State and Local Fiscal Assistance Act Utilized		Special District Taxes	
JUDICIARY		Sale of Acquired Property		Bank Corp. Taxes	
Municipal Courts	22,714.71	Other Miscellaneous Revenues	686,602.26	Added and Omitted Taxes	
PUBLIC SAFETY		Total	11,296,855.81	Total Taxes Levied - ABSTRACT	43,196.69 10,273,153.31
Fire Protection	22,500.00	Prior Years Surplus Appropriated	697,597.00	Total Taxes Billed	10,292,556.00
Police Protection	706,863.07	REVENUES TOTAL	11,994,452.81	1990 TAXES COLLECTED	10,050,670.97
Civil Defense & Disaster Control	900.00	Reserve For Uncollected Taxes	613,521.55	1990 Taxes Cancelled, Abated or Adjusted	14,397.06
Environmental Inspection & Control	39,600.00	CAPITAL OUTLAY TOTAL	368,064.69	Transfer to Tax Title Liens or Foreclosed	6,277.05
Other Public Safety				Balance Outstanding Dec. 31, 1990	211,210.92
PUBLIC WORKS				PRIOR YEARS TAXES OUTSTANDING	
Streets and Drainage	277,500.00	Public Enterprises	143,578.79	Balance January 1, 1990	131,719.82
Sewers and Sewage Processing		Recreation—Culture	4,791.29	Collected in 1990	121,559.18
Garbage and Trash Disposal		Public Works	95,682.77	Cancelled, Abated or Adjusted 1990	
Public Buildings and Grounds		Buildings and Grounds	119,011.84	Transfers to Tax Title Liens or Foreclosed	10,160.64
Other Public Works		Library and Education		Balance December 31, 1990	
HEALTH and WELFARE		Conservation		TAX TITLE LIENS OUTSTANDING	
Health Services Except Environmental	13,891.00	All Other		Balance January 1, 1990	1,683.32
Welfare-Public Assistance	500.00	CAPITAL DEBT AUTHORIZED, DECEMBER 31, 1990		Transfer From Taxes	18,697.71
Hospital, Clinics, First Aid		ISSUED AND UNISSUED		Redeemed in 1990	
Animal, Insect, & Rodent Control	400.00	School	3,246,000	Cancelled, Abated or Adjusted (1990)	
Other Welfare Services		Self-Liquidating	287,500	Transfers to Foreclosed Property	
RECREATION and CONSERVATION		Other	2,102,381	Balance December 31, 1990	20,381.03
Beaches and Boardwalks		Total	5,635,881	PROPERTY ACQUIRED BY DEED OR FORECLOSURE	
Parks, Playgrounds, Shade Trees	99,532.09	ISSUED AND OUTSTANDING		Balance January 1, 1990	157,085.09
Land Reclamation & Conservation	3,430.00	School	3,246,000.00	Transfers From Taxes or Liens	
Other Recreational Services	32,000.00	Self-Liquidating	180,500.00	Sale for Cash (1990)	
EDUCATION (excluding schools)		Other	1,451,631.00	Cancelled, Abated or Adjusted (1990)	
Libraries	70,900.00	Total	4,878,131.00	Balance December 31, 1990	157,085.09
Other Educational Services		EQUALIZED VALUATION BASIS		CURRENT FINANCES DECEMBER 31, 1990	
STATUTORY EXPENDITURES		FOR NET DEBT COMPUTATION	507,239,257	ASSETS	
Pensions & F. I. C. A.	182,817.09	REAL PROPERTY VALUATIONS		Cash Dec. 31, 1990	1,189,901.07
Employee Fringe Benefits	101,617.00	Code Class # of Parcels % VAL'N		Taxes Receivable	211,210.92
Other Statutory Expenditures		1 Vacant Land 54 1.66	3,512,700.00	Tax Title Liens	20,381.03
CETA And Other Public Employment Programs		2 Residential 1242 85.50	181,160,200.00	Foreclosed Property	157,085.09
MUNICIPAL FUNCTIONS	2,073,953.79	3 Farm		Emergencies & Other Deferred Charges	
CAPITAL IMPROVEMENTS	300,100.00	4a Commercial 71 12.03	25,479,200.00	State and Federal Aid Receivable	
DEBT SERVICE		4b Industrial 5 .81	1,723,300.00	Other Receivables	3,370.48
Principal Payments	269,877.00	4c Apartments		Total	1,581,948.59
Interest Payments	83,555.64	Total 1372	211,975,400.00	LIABILITIES, RESERVES, AND SURPLUS	
DEFERRED CHARGES		Land Area 2.90 Sq. Miles		Cash Liabilities	297,058.38
SCHOOL, COUNTY, SPECIAL DISTRICT TAXES	8,617,594.54	Net Valuation Taxable-Municipal	212,886,331	Reserves for Receivables	392,047.52
RESERVE FOR UNCOLLECTED TAXES	613,521.55	Net Valuation Taxable-County	529,050,974	Surplus Dec. 31, 1990	892,842.69
EXPENDITURES TOTAL	11,657,502.52	State Equalized Valuation	527,933,090	Total	1,581,948.59
		State Equalization Ratio	40.21		



2010

Population 1980 **7,118**  
 Population 1990 **6,657**  
 S & P Rating  
 Moody Rating **A1**

General Tax Rate Per \$100. **2.81**  
 State Equalized Tax Rate **1.57**

**MOUNTAINSIDE BOROUGH - UNION CO.**  
 Form of Government  
**Borough Council**  
 Number of Members - 6

PER CAPITA:  
 Gross Debt **379.89**  
 Net Debt **341.60**  
 Debt Service **57.44**  
 Total Tax Levy **2,068.80**  
 Municipal Expenditures **721.66**

PER CENT:  
 Gross Debt **.29**  
 Net Debt **.27**  
 Tax Levy Collected **96.39**  
 Tax Levy Cancelled, Abated or Adjusted **.51**

EXPENDITURES		REVENUES-REALIZED		1990 PROPERTY TAX	
<b>GENERAL GOVERNMENT</b>				<b>STATE EQUALIZED TAX RATE</b>	
Governing Body & Public Boards		1990 Property Taxes Collected	<b>13,275,788.87</b>	Local District School Taxes	<b>.34</b> 2,967,197.00
Municipal Clerk		1990 Payments in Lieu of Taxes		Regional & Consolidated School Tax	<b>.46</b> 3,990,416.24
Financial Administration	<b>131,950.00</b>	Delinquent Tax & Lien Collections	<b>377,928.01</b>	School Taxes in Municipal Budget	
Assessment of Taxes		Business Personalty Replacement Taxes	<b>253,330.64</b>	County Taxes	<b>.45</b> 3,895,605.73
Collection of Taxes		Taxes from Public Utilities	<b>649,038.00</b>	County Library Taxes	
Planning, Housing & Development	<b>19,707.28</b>	Other Miscellaneous Tax Revenues		Local Municipal Purpose Taxes	<b>.33</b> 2,894,637.62
Human Resources	<b>22,642.05</b>	State Aid Revenues	<b>20,912.50</b>	Veteran & Senior Citizen Taxes	
Elections	<b>2,327.36</b>	Federal Aid Revenues		Total Taxes for Rate Computation	<b>1.58</b> 13,804,556.64
General Administration (other)	<b>705,225.19</b>	State and Local Fiscal Assistance Act Utilized		Special District Taxes	
<b>JUDICIARY</b>		Sale of Acquired Property		Bank Corp. Taxes	
Municipal Courts	<b>53,921.20</b>	Other Miscellaneous Revenues	<b>928,798.67</b>	Added and Omitted Taxes	<b>24,166.03</b>
<b>PUBLIC SAFETY</b>		Total	<b>15,405,796.69</b>	Total Taxes Levied - ABSTRACT	<b>13,772,022.67</b>
Fire Protection	<b>192,570.68</b>	Prior Years Surplus Appropriated	<b>750,000.00</b>	Total Taxes Billed	<b>13,772,644.68</b>
Police Protection	<b>1,141,125.58</b>	REVENUES TOTAL	<b>16,155,796.69</b>	1990 TAXES COLLECTED	<b>13,275,788.87</b>
Civil Defense & Disaster Control	<b>750.00</b>	Reserve For Uncollected Taxes	<b>608,000.00</b>	1990 Taxes Cancelled, Abated or Adjusted	<b>70,028.46</b>
Environmental Inspection & Control	<b>100,202.18</b>	CAPITAL OUTLAY TOTAL	<b>126,022.57</b>	Transfer to Tax Title Liens or Foreclosed	<b>19,341.23</b>
Other Public Safety				Balance Outstanding Dec. 31, 1990	<b>407,486.12</b>
<b>PUBLIC WORKS</b>				<b>PRIOR YEARS TAXES OUTSTANDING</b>	
Streets and Drainage	<b>197,545.00</b>	Public Enterprises		Balance January 1, 1990	<b>396,720.15</b>
Sewers and Sewage Processing	<b>315,721.15</b>	Recreation-Culture		Collected in 1990	<b>377,928.01</b>
Garbage and Trash Disposal		Public Works		Cancelled, Abated or Adjusted 1990	<b>2,965.17</b>
Public Buildings and Grounds		Buildings and Grounds	<b>126,022.57</b>	Transfers to Tax Title Liens or Foreclosed	<b>17,326.97</b>
Other Public Works	<b>109,400.03</b>	Library and Education		Balance December 31, 1990	
<b>HEALTH and WELFARE</b>		Conservation		<b>TAX TITLE LIENS OUTSTANDING</b>	
Health Services Except Environmental	<b>33,714.36</b>	All Other		Balance January 1, 1990	
Welfare-Public Assistance	<b>5,400.00</b>	CAPITAL DEBT AUTHORIZED, DECEMBER 31, 1990		Transfer From Taxes	<b>41,314.24</b>
Hospital, Clinics, First Aid		ISSUED AND UNISSUED GROSS DEBT NET DEBT		Redeemed in 1990	
Animal, Insect, & Rodent Control	<b>5,000.00</b>	School 254,352		Cancelled, Abated or Adjusted (1990)	
Other Welfare Services		Self-Liquidating		Transfers to Foreclosed Property	
<b>RECREATION and CONSERVATION</b>		Other 2,274,044	<b>2,274,044</b>	Balance December 31, 1990	<b>41,314.24</b>
Beaches and Boardwalks		Total 2,528,896	<b>2,274,044</b>	<b>PROPERTY ACQUIRED BY DEED OR FORECLOSURE</b>	
Parks, Playgrounds, Shade Trees	<b>13,872.95</b>			Balance January 1, 1990	<b>3,375.00</b>
Land Reclamation & Conservation				Transfers From Taxes or Liens	
Other Recreational Services	<b>65,590.76</b>			Sale for Cash (1990)	
<b>EDUCATION (excluding schools)</b>				Cancelled, Abated or Adjusted (1990)	
Libraries	<b>274,736.15</b>	ISSUED AND OUTSTANDING		Balance December 31, 1990	<b>3,375.00</b>
Other Educational Services		School 254,352.27		<b>CURRENT FINANCES DECEMBER 31, 1990</b>	
<b>STATUTORY EXPENDITURES</b>		Self-Liquidating		<b>ASSETS</b>	
Pensions & F. I. C. A.	<b>235,405.75</b>	Other 918,000.00	<b>1,172,852.27</b>	Cash Dec. 31, 1990	<b>3,461,548.57</b>
Employee Fringe Benefits	<b>153,331.45</b>	Total	<b>1,172,852.27</b>	Taxes Receivable	<b>407,436.12</b>
Other Statutory Expenditures		EQUALIZED VALUATION BASIS FOR NET DEBT COMPUTATION	<b>857,262,469</b>	Tax Title Liens	<b>41,314.24</b>
CETA And Other Public Employment Programs		REAL PROPERTY VALUATIONS		Foreclosed Property	<b>3,375.00</b>
<b>MUNICIPAL FUNCTIONS</b>		Code Class # of Parcels % VAL'N ASSESSED VALUATION		Emergencies & Other Deferred Charges	<b>44,445.00</b>
CAPITAL IMPROVEMENTS *MEMO*	<b>50,000.00</b>	1 Vacant Land 90 1.15 5,613,300.00		State and Federal Aid Receivable	<b>3,910.00</b>
<b>DEBT SERVICE</b>		2 Residential 2388 75.57 369,069,700.00		Other Receivables	<b>50,448.45</b>
Principal Payments	<b>280,000.00</b>	3 Farm 100 13.17 64,323,400.00		Total	<b>4,013,027.38</b>
Interest Payments	<b>102,372.50</b>	4a Commercial 58 10.11 49,359,000.00		<b>LIABILITIES, RESERVES, AND SURPLUS</b>	
		4b Industrial 2636 488,364,400.00		Cash Liabilities	<b>1,869,192.04</b>
		4c Apartments 4-10 Sq. Miles 489,269,703		Reserves for Receivables	<b>503,123.31</b>
<b>DEFERRED CHARGES</b>	<b>23,500.00</b>	Net Valuation Taxable-Municipal	<b>489,269,703</b>	Surplus Dec. 31, 1990	<b>1,040,710.93</b>
SCHOOL, COUNTY, SPECIAL DISTRICT TAXES	<b>10,853,219.02</b>	Net Valuation Taxable-County	<b>921,983,499</b>	Total	<b>4,013,027.38</b>
RESERVE FOR UNCOLLECTED TAXES	<b>608,000.00</b>	State Equalized Valuation	<b>873,140,345</b>		
EXPENDITURES TOTAL	<b>15,657,290.64</b>	State Equalization Ratio	<b>55.99</b>		

0117

Population 1980 5,243  
 Population 1990 5,896  
 S & P Rating  
 Moody Rating

General Tax Rate Per \$100.

2.84

State Equalized Tax Rate

1.99

**MULLICA TOWNSHIP - ATLANTIC COUNTY**  
 Form of Government  
 Mayor-Council Plan F (OMCL 50)  
 Number of Members - 5

PER CAPITA:

Gross Debt 465.69  
 Net Debt 243.70  
 Debt Service 38.16  
 Total Tax Levy 763.82  
 Municipal Expenditures 418.41

PER CENT:

Gross Debt 1.39  
 Net Debt .73  
 Tax Levy Collected 86.55  
 Tax Levy Cancelled, Abated or Adjusted .05

EXPENDITURES		REVENUES-REALIZED		1990 PROPERTY TAX	
<b>GENERAL GOVERNMENT</b>				<b>STATE EQUALIZED TAX RATE</b>	
Governing Body & Public Boards	15,125.43	1990 Property Taxes Collected	3,898,973.32	Local District School Taxes	.63 1,408,485.50
Municipal Clerk	59,332.35	1990 Payments in Lieu of Taxes		Regional & Consolidated School Tax	.48 1,084,120.23
Financial Administration	30,888.56	Delinquent Tax & Lien Collections	458,322.57	School Taxes in Municipal Budget	
Assessment of Taxes	29,480.56	Business Personalty Replacement Taxes	33,505.40	County Taxes	.43 * 969,540.96
Collection of Taxes	76,465.54	Taxes from Public Utilities	283,841.00	County Library Taxes	.03 66,584.21
Planning, Housing & Development	11,900.00	Other Miscellaneous Tax Revenues		Local Municipal Purpose Taxes	.42 934,259.41
Human Resources	72,971.93	State Aid Revenues	96,973.25	Veteran & Senior Citizen Taxes	
Elections		Federal Aid Revenues		Total Taxes for Rate Computation	1.99 4,515,090.31
General Administration (other)	280,543.65	State and Local Fiscal Assistance Act Utilized		Special District Taxes	
<b>JUDICIARY</b>		Sale of Acquired Property		Bank Corp. Taxes	
Municipal Courts	50,758.45	Other Miscellaneous Revenues	417,996.82	Added and Omitted Taxes	40,496.41
<b>PUBLIC SAFETY</b>		Total	5,189,612.36	Total Taxes Levied - ABSTRACT	4,503,486.72
Fire Protection	43,168.00	Prior Years Surplus Appropriated	408,399.75	Total Taxes Billed	4,504,893.50
Police Protection	476,625.50	REVENUES TOTAL	5,598,012.11	1990 TAXES COLLECTED	3,898,973.32
Civil Defense & Disaster Control	2,006.10	Reserve For Uncollected Taxes	548,032.43	1990 Taxes Cancelled, Abated or Adjusted	2,353.66
Environmental Inspection & Control	2,105.08	<b>CAPITAL OUTLAY TOTAL</b>	157,115.18	Transfer to Tax Title Liens or Foreclosed	113,481.76
Other Public Safety				Balance Outstanding Dec. 31, 1990	490,085.06
<b>PUBLIC WORKS</b>				<b>PRIOR YEARS TAXES OUTSTANDING</b>	
Streets and Drainage	153,193.98	Public Enterprises		Balance January 1, 1990	454,235.29
Sewers and Sewage Processing	762.80	Recreation-Culture	950.00	Collected in 1990	415,181.53
Garbage and Trash Disposal	130,559.54	Public Works	82,452.13	Cancelled, Abated or Adjusted 1990	.10
Public Buildings and Grounds	9,411.12	Buildings and Grounds	73,713.05	Transfers to Tax Title Liens or Foreclosed	28,859.87
Other Public Works	13,300.00	Library and Education		Balance December 31, 1990	10,193.79
<b>HEALTH and WELFARE</b>		Conservation		<b>TAX TITLE LIENS OUTSTANDING</b>	
Health Services Except Environmental		All Other		Balance January 1, 1990	299,739.84
Welfare-Public Assistance	11,070.12	<b>CAPITAL DEBT AUTHORIZED, DECEMBER 31, 1990</b>		Transfer From Taxes	147,659.02
Hospital, Clinics, First Aid		ISSUED AND UNISSUED		Redeemed in 1990	43,141.04
Animal, Insect, & Rodent Control	5,000.00	School	1,308,810	Cancelled, Abated or Adjusted (1990)	
Other Welfare Services		Self-Liquidating		Transfers to Foreclosed Property	
<b>RECREATION and CONSERVATION</b>		Other	1,436,875	Balance December 31, 1990	404,257.82
Beaches and Boardwalks		Total	2,745,685	<b>PROPERTY ACQUIRED BY DEED OR FORECLOSURE</b>	
Parks, Playgrounds, Shade Trees		ISSUED AND OUTSTANDING		Balance January 1, 1990	193,130.00
Land Reclamation & Conservation	2,437.20	School	1,308,810.01	Transfers From Taxes or Liens	
Other Recreational Services	3,000.00	Self-Liquidating		Sale for Cash (1990)	
<b>EDUCATION (excluding schools)</b>		Other	237,500.00	Cancelled, Abated or Adjusted (1990)	
Libraries		Total	1,546,310.01	Balance December 31, 1990	193,130.00
Other Educational Services		<b>EQUALIZED VALUATION BASIS</b>		<b>CURRENT FINANCES DECEMBER 31, 1990</b>	
<b>STATUTORY EXPENDITURES</b>		FOR NET DEBT COMPUTATION	197,072,231	<b>ASSETS</b>	
Pensions & F. I. C. A.	90,208.94	<b>REAL PROPERTY VALUATIONS</b>		Cash Dec. 31, 1990	1,569,959.75
Employee Fringe Benefits	89,851.03	Code Class # of Parcels % VAL'N		Taxes Receivable	500,278.85
Other Statutory Expenditures	3,230.99	1 Vacant Land 2855 16.30	25,300,600.00	Tax Title Liens	404,257.82
CETA And Other Public Employment Programs		2 Residential 1850 73.50	114,102,881.00	Foreclosed Property	193,130.00
<b>MUNICIPAL FUNCTIONS TOTAL</b>	1,673,446.87	3 Farm 135 2.76	4,283,500.00	Emergencies & Other Deferred Charges	22,866.89
<b>CAPITAL IMPROVEMENTS *MEMO*</b>	57,000.00	4a Commercial 90 6.51	10,112,600.00	State and Federal Aid Receivable	5,215.92
<b>DEBT SERVICE</b>		4b Industrial 3 .93	1,441,300.00	Other Receivables	47,868.87
Principal Payments	140,000.00	4c Apartments		Total	2,743,578.10
Interest Payments	84,981.92	Total	4933	<b>LIABILITIES, RESERVES, AND SURPLUS</b>	
<b>DEFERRED CHARGES</b>	20,504.75	Land Area 56.50 Sq. Miles		Cash Liabilities	1,059,253.14
<b>SCHOOL, COUNTY, SPECIAL DISTRICT TAXES</b>	3,528,730.90	Net Valuation Taxable-Municipal	156,975,970	Reserves for Receivables	1,145,535.54
<b>RESERVE FOR UNCOLLECTED TAXES</b>	548,032.43	Net Valuation Taxable-County	203,317,791	Surplus Dec. 31, 1990	538,789.42
<b>EXPENDITURES TOTAL</b>	5,995,696.87	State Equalized Valuation	223,602,862	Total	2,743,578.10
		State Equalization Ratio	69.97		

\*Includes County Health Service Taxes, County Vocational School Taxes, or County Open Space Tax. See Table 13.



0812  
Population 1980 3,552  
Population 1990 3,413  
S & P Rating  
Moody Rating

General Tax Rate Per \$100. 3.98  
State Equalized Tax Rate 2.68

NATIONAL PARK BORO. - GLOUCESTER CO.  
Form of Government  
Borough Council  
Number of Members - 6

PER CAPITA:  
Gross Debt 212.85  
Net Debt 57.66  
Debt Service 10.67  
Total Tax Levy 587.28  
Municipal Expenditures 381.26  
PER CENT:  
Gross Debt 1.09  
Net Debt .30  
Tax Levy Collected 91.52  
Tax Levy Cancelled, Abated or Adjusted

EXPENDITURES		REVENUES-REALIZED		1990 PROPERTY TAX	
GENERAL GOVERNMENT				STATE EQUALIZED TAX RATE	
Governing Body & Public Boards		1990 Property Taxes Collected		Local District School Taxes	569,148.00
Municipal Clerk	24,815.00	1990 Payments in Lieu of Taxes		Regional & Consolidated School Tax	436,056.76
Financial Administration	10,650.00	Delinquent Tax & Lien Collections		School Taxes in Municipal Budget	
Assessment of Taxes	15,700.00	Business Personalty Replacement Taxes		County Taxes	476,937.93
Collection of Taxes	6,690.00	Taxes from Public Utilities		County Library Taxes	18,357.50
Planning, Housing & Development	10,037.43	Other Miscellaneous Tax Revenues		Local Municipal Purpose Taxes	493,000.00
Human Resources	1,570.00	State Aid Revenues		Veteran & Senior Citizen Taxes	50,650.00
Elections	170,745.00	Federal Aid Revenues		Total Taxes for Rate Computation	2,044,150.19
General Administration (other)		State and Local Fiscal Assistance Act Utilized		Special District Taxes	
JUDICIARY	32,236.21	Sole of Acquired Property		Bank Corp. Taxes	
Municipal Courts		Other Miscellaneous Revenues		Added and Omitted Taxes	10,881.10
PUBLIC SAFETY	35,761.10	Prior Years Surplus Appropriated		Total Taxes Levied - ABSTRACT	2,004,381.29
Fire Protection	228,015.97	REVENUES		Total Taxes Billed	2,006,183.69
Police Protection	1,250.00	Reserve For Uncollected Taxes		1990 TAXES COLLECTED	1,836,050.13
Civil Defense & Disaster Control	15,525.00	CAPITAL OUTLAY		1990 Taxes Cancelled, Abated or Adjusted	
Environmental Inspection & Control		TOTAL		Transfer to Tax Title Liens or Foreclosed	620.83
Other Public Safety				Balance Outstanding Dec. 31, 1990	169,512.68
PUBLIC WORKS	142,696.75	Public Enterprises		PRIOR YEARS TAXES OUTSTANDING	
Streets and Drainage		Recreation-Culture		Balance January 1, 1990	146,791.89
Sewers and Sewage Processing	234,800.00	Public Works		Collected in 1990	146,791.89
Garbage and Trash Disposal	29,320.00	Buildings and Grounds		Cancelled, Abated or Adjusted 1990	
Public Buildings and Grounds		Library and Education		Transfers to Tax Title Liens or Foreclosed	
Other Public Works		Conservation		Balance December 31, 1990	
HEALTH and WELFARE	1,001.79	All Other		TAX TITLE LIENS OUTSTANDING	
Health Services Except Environmental	2,000.00	CAPITAL DEBT AUTHORIZED, DECEMBER 31, 1990		Balance January 1, 1990	2,819.94
Welfare-Public Assistance		ISSUED AND UNISSUED		Transfer From Taxes	620.88
Hospital, Clinics, First Aid	2,100.00	GROSS DEBT		Redeemed in 1990	
Animal, Insect, & Rodent Control		NET DEBT		Cancelled, Abated or Adjusted (1990)	
Other Welfare Services		SCHOOL		Transfers to Foreclosed Property	
RECREATION and CONSERVATION	5,000.00	Self-Liquidating		Balance December 31, 1990	3,440.82
Beaches and Boardwalks		Other		PROPERTY ACQUIRED BY DEED OR	
Parks, Playgrounds, Shade Trees	2,650.00	Total		FORECLOSURE	
Land Reclamation & Conservation		ISSUED AND OUTSTANDING		Balance January 1, 1990	21,848.00
Other Recreational Services		SCHOOL		Transfers From Taxes or Liens	
EDUCATION (excluding schools)		Self-Liquidating		Sole for Cash (1990)	
Libraries		Other		Cancelled, Abated or Adjusted (1990)	
Other Educational Services		Total		Balance December 31, 1990	21,848.00
STATUTORY EXPENDITURES	57,700.00	EQUALIZED VALUATION BASIS		CURRENT FINANCES DECEMBER 31, 1990	
Pensions & F. L. C. A.	70,500.00	FOR NET DEBT COMPUTATION		ASSETS	
Employee Fringe Benefits	3,500.00	REAL PROPERTY VALUATIONS		Cash Dec. 31, 1990	767,879.24
Other Statutory Expenditures		Code Class # of Parcels % VAL'N		Taxes Receivable	169,512.68
CETA And Other Public Employment Programs	1,104,314.25	ASSESED VALUATION		Tox Title Liens	3,440.82
MUNICIPAL FUNCTIONS		1 Vocont Land 120 1.70		Foreclosed Property	21,848.00
CAPITAL IMPROVEMENTS		2 Residential 1038 91.49		Emergencies & Other Deferred Charges	2,610.58
DEBT SERVICE	31,330.00	3 Form 39 6.04		State and Federal Aid Receivable	
Principal Payments	5,075.56	4a Commercial 4 76		Other Receivables	10,660.55
Interest Payments		4b Industrial 4 76		Total	975,951.87
DEFERRED CHARGES	8,648.67	4c Apartments 1201		LIABILITIES, RESERVES, AND SURPLUS	
SCHOOL, COUNTY, SPECIAL DISTRICT TAXES	1,500,500.19	Land Area 1.00 Sq. Miles		Cash Liabilities	368,717.69
RESERVE FOR UNCOLLECTED TAXES	151,872.67	Net Valuation Taxable-Municipal		Reserves for Receivables	205,462.05
EXPENDITURES	2,801,741.34	Net Valuation Taxable-County		Surplus Dec. 31, 1990	401,772.13
TOTAL		State Equalized Valuation		Total	975,951.87
		State Equalization Ratio			



1334  
 Population 1980 28,366  
 Population 1990 28,143  
 S & P Rating  
 Moody Rating AAA  
 General Tax Rate Per \$100. 2.08  
 State Equalized Tax Rate 2.15

NEPTUNE TOWNSHIP - MONMOUTH CO.  
 Form of Government  
 Township Committee  
 Number of Members - 5

PER CAPITA:  
 Gross Debt 476.04  
 Net Debt 417.25  
 Debt Service 32.39  
 Total Tax Levy 1,183.51  
 Municipal Expenditures 582.91  
 PER CENT:  
 Gross Debt .95  
 Net Debt .83  
 Tax Levy Collected 92.53  
 Tax Levy Cancelled, Abated or Adjusted .20

EXPENDITURES		REVENUES-REALIZED		1990 PROPERTY TAX	
<b>GENERAL GOVERNMENT</b>				<b>STATE EQUALIZED TAX RATE</b>	
Governing Body & Public Boards		1990 Property Taxes Collected	30,846,493.64	Local District School Taxes	1.16 17,245,804.00
Municipal Clerk	110,414.00	1990 Payments in Lieu of Taxes	251,695.81	Regional & Consolidated School Tax	
Financial Administration	206,633.00	Delinquent Tax & Lien Collections	1,417,091.70	School Taxes in Municipal Budget	
Assessment of Taxes	117,915.00	Business Personalty Replacement Taxes	285,123.44	County Taxes	.43 * 6,354,707.72
Collection of Taxes	190,153.00	Taxes from Public Utilities	2,235,716.00	County Library Taxes	
Planning, Housing & Development	110,055.00	Other Miscellaneous Tax Revenues	296,466.84	Local Municipal Purpose Taxes	.56 8,374,263.37
Human Resources	809,381.35	State Aid Revenues		Veteran & Senior Citizen Taxes	237,450.00
Elections	6,000.00	Federal Aid Revenues		Total Taxes for Rate Computation	2.15 32,212,225.09
General Administration (other)	1,084,109.00	State and Local Fiscal Assistance Act Utilized		Special District Taxes	1,309,904.34
<b>JUDICIARY</b>		Sale of Acquired Property	88,451.99	Bank Corp. Taxes	
Municipal Courts	145,632.00	Other Miscellaneous Revenues	1,824,796.45	Added and Omitted Taxes	28,781.31
<b>PUBLIC SAFETY</b>		Total	37,846,835.37	Total Taxes Levied - ABSTRACT	33,313,460.74
Fire Protection		Prior Years Surplus Appropriated	2,101,963.00	Total Taxes Billed	33,337,562.13
Police Protection	3,450,850.00	REVENUES TOTAL	39,948,798.87	1990 TAXES COLLECTED	
Civil Defense & Disaster Control		Reserve For Uncollected Taxes	1,713,963.00	1990 Taxes Cancelled, Abated or Adjusted	67,238.31
Environmental Inspection & Control	179,200.00	CAPITAL OUTLAY TOTAL	1,433,449.92	Transfer to Tax Title Liens or Foreclosed	243,590.62
Other Public Safety				Balance Outstanding Dec. 31, 1990	2,180,239.56
<b>PUBLIC WORKS</b>				PRIOR YEARS TAXES OUTSTANDING	
Streets and Drainage	676,074.00	Public Enterprises	54,445.35	Balance January 1, 1990	1,521,412.99
Sewers and Sewage Processing	25,000.00	Recreation-Culture	661.50	Collected in 1990	1,244,672.85
Garbage and Trash Disposal	2,127,404.00	Public Works	1,189,229.36	Cancelled, Abated or Adjusted 1990	114,073.78
Public Buildings and Grounds	317,887.00	Buildings and Grounds	189,113.71	Transfers to Tax Title Liens or Foreclosed	128,773.51
Other Public Works	472,528.05	Library and Education		Balance December 31, 1990	33,892.85
<b>HEALTH and WELFARE</b>		Conservation		TAX TITLE LIENS OUTSTANDING	
Health Services Except Environmental	64,970.00	All Other		Balance January 1, 1990	449,631.07
Welfare-Public Assistance	52,744.00	CAPITAL DEBT AUTHORIZED, DECEMBER 31, 1990		Transfer From Taxes	384,144.15
Hospital, Clinics, First Aid		ISSUED AND UNISSUED	GROSS DEBT	Redeemed in 1990	172,418.85
Animal, Insect, & Rodent Control		School	1,339,000	Cancelled, Abated or Adjusted (1990)	
Other Welfare Services		Self-Liquidating	1,028,000	Transfers to Foreclosed Property	
<b>RECREATION and CONSERVATION</b>		Other	11,032,553	Balance December 31, 1990	661,356.37
Beaches and Boardwalks		Total	13,399,553	PROPERTY ACQUIRED BY DEED OR	
Parks, Playgrounds, Shade Trees	155,343.00			FORECLOSURE	
Land Reclamation & Conservation	464,894.00	ISSUED AND OUTSTANDING		Balance January 1, 1990	4,679,000.00
Other Recreational Services	82,580.00	School	213,000.00	Transfers From Taxes or Liens	
<b>EDUCATION (excluding schools)</b>		Self-Liquidating	946,000.00	Sale for Cash (1990)	
Libraries	562,010.00	Other	8,164,500.00	Cancelled, Abated or Adjusted (1990)	
Other Educational Services	20,297.00	Total	9,323,500.00	Balance December 31, 1990	4,679,000.00
<b>STATUTORY EXPENDITURES</b>		EQUALIZED VALUATION BASIS		CURRENT FINANCES DECEMBER 31, 1990	
Pensions & F. I. C. A.	988,371.26	FOR NET DEBT COMPUTATION		ASSETS	
Employee Fringe Benefits	1,232,228.00	REAL PROPERTY VALUATIONS		Cash Dec. 31, 1990	7,647,281.66
Other Statutory Expenditures	10,000.00	Code	Class # of Parcels % VAL'N	Taxes Receivable	2,214,132.41
<b>CETA And Other Public Employment Programs</b>		1	Vacant Land 872 3.08	Tax Title Liens	661,356.37
<b>MUNICIPAL FUNCTIONS</b>		2	Residential 8746 74.53	Foreclosed Property	4,679,000.00
<b>CAPITAL IMPROVEMENTS</b>		3	Farm 5 .03	Emergencies & Other Deferred Charges	400,024.18
<b>DEBT SERVICE</b>		4a	Commercial 515 19.10	State and Federal Aid Receivable	220,962.24
Principal Payments	554,396.28	4b	Industrial 14 .84	Other Receivables	449,959.90
Interest Payments	356,715.50	4c	Apartments 49 2.42	Total	16,272,716.76
		Total	10201	LIABILITIES, RESERVES, AND SURPLUS	
<b>DEFERRED CHARGES</b>		Land Area	8.00 Sq. Miles	Cash Liabilities	7,468,371.82
SCHOOL, COUNTY, SPECIAL DISTRICT TAXES	24,910,416.06	Net Valuation Taxable-Municipal	1,537,480,200	Reserves for Receivables	8,004,448.68
RESERVE FOR UNCOLLECTED TAXES	1,713,963.00	Net Valuation Taxable-County	1,520,045,283	Surplus Dec. 31, 1990	799,896.26
EXPENDITURES TOTAL	41,318,236.50	State Equalized Valuation	1,491,088,195	Total	16,272,716.76
		State Equalization Ratio	103.13		

1335

Population 1980 5,276  
 Population 1990 4,997  
 S & P Rating  
 Moody Rating

General Tax Rate Per \$100. 2.04  
 State Equalized Tax Rate 2.19

NEPTUNE CITY BORO. - MONMOUTH CO.  
 Form of Government  
 Borough Council  
 Number of Members - 6

PER CAPITA: Gross Debt 42.24  
 Net Debt 42.24  
 Debt Service 10.88  
 Total Tax Levy 1,001.62  
 Municipal Expenditures 522.83  
 PER CENT: Gross Debt .10  
 Net Debt .10  
 Tax Levy Collected 93.87  
 Tax Levy Cancelled, Abated or Adjusted 1.40

EXPENDITURES		REVENUES-REALIZED		1990 PROPERTY TAX	
GENERAL GOVERNMENT		1990 Property Taxes Collected		STATE EQUALIZED TAX RATE	
Governing Body & Public Boards				Local District School Taxes	1.08 2,467,400.00
Municipal Clerk				Regional & Consolidated School Tax	
Financial Administration	15,145.00	1990 Payments in Lieu of Taxes	27,616.74	School Taxes in Municipal Budget	
Assessment of Taxes	24,756.00	Delinquent Tax & Lien Collections	109,170.13	County Taxes	.44 * 999,148.12
Collection of Taxes	28,577.00	Business Personalty- Replacement Taxes	70,462.40	County Library Taxes	.01 32,249.88
Planning, Housing & Development	29,675.00	Taxes from Public Utilities	296,443.00	Local Municipal Purpose Taxes	.65 1,497,570.67
Human Resources	56,583.92	Other Miscellaneous Tax Revenues		Veteran & Senior Citizen Taxes	
Elections	500.00	State Aid Revenues	54,561.17	Total Taxes for Rate Computation	2.18 5,050,168.67
General Administration (other)	212,305.00	Federal Aid Revenues		Special District Taxes	
JUDICIARY		State and Local Fiscal Assistance Act Utilized		Bank Corp. Taxes	
Municipal Courts	62,556.59	Sole of Acquired Property		Added and Omitted Taxes	8,722.79
PUBLIC SAFETY		Other Miscellaneous Revenues	576,933.03	Total Taxes Levied - ABSTRACT	5,005,091.46
Fire Protection	55,280.80	Total	5,835,857.15	Total Taxes Billed	5,007,430.77
Police Protection	764,174.69	Prior Years Surplus Appropriated	400,000.00	1990 TAXES COLLECTED	4,700,670.68
Civil Defense & Disaster Control	100.00	REVENUES TOTAL	6,235,857.15	1990 Taxes Cancelled, Abated or Adjusted	69,960.78
Environmental Inspection & Control	28,325.00	Reserve For Uncollected Taxes	175,448.30	Transfer to Tax Title Liens or Foreclosed	4,442.70
Other Public Safety		CAPITAL OUTLAY TOTAL	55,811.35	Balance Outstanding Dec. 31, 1990	232,350.61
PUBLIC WORKS				PRIOR YEARS TAXES OUTSTANDING	
Streets and Drainage	283,817.91	Public Enterprises		Balance January 1, 1990	110,313.14
Sewers and Sewage Processing		Recreation-Culture		Collected in 1990	105,059.03
Gorbage and Trash Disposal	301,400.00	Public Works	6,073.09	Cancelled, Abated or Adjusted 1990	2,080.01
Public Buildings and Grounds	35,460.00	Buildings and Grounds	49,738.26	Transfers to Tax Title Liens or Foreclosed	
Other Public Works		Library and Education		Balance December 31, 1990	2,574.10
HEALTH and WELFARE		Conservation		TAX TITLE LIENS OUTSTANDING	
Health Services Except Environmental		All Other		Balance January 1, 1990	11,662.65
Welfare-Public Assistance	20,390.00	CAPITAL DEBT AUTHORIZED, DECEMBER 31, 1990		Transfer From Taxes	4,442.70
Hospital, Clinics, First Aid		ISSUED AND UNISSUED		Redeemed in 1990	4,111.10
Animal, Insect, & Rodent Control		School		Cancelled, Abated or Adjusted (1990)	
Other Welfare Services		Self-Liquidating		Transfers to Foreclosed Property	
RECREATION and CONSERVATION		Other	211,051	Balance December 31, 1990	11,994.25
Beaches and Boardwalks		Total	211,051	PROPERTY ACQUIRED BY DEED OR	
Parks, Playgrounds, Shade Trees	2,100.00	ISSUED AND OUTSTANDING		FORECLOSURE	
Land Reclamation & Conservation	49,133.00	School		Balance January 1, 1990	53,213.00
Other Recreational Services	3,500.00	Self-Liquidating		Transfers From Taxes or Liens	
EDUCATION (excluding schools)		Other	153,000.00	Sole for Cash (1990)	
Libraries	13,360.00	Total	153,000.00	Cancelled, Abated or Adjusted (1990)	
Other Educational Services		EQUALIZED VALUATION BASIS		Balance December 31, 1990	53,213.00
STATUTORY EXPENDITURES		FOR NET DEBT COMPUTATION	220,348,665	CURRENT FINANCES DECEMBER 31, 1990	
Pensions & F. L. C. A.	175,038.45	REAL PROPERTY VALUATIONS		ASSETS	
Employee Fringe Benefits	184,678.00	Code Class # of Parcels % VAL'N		Cash Dec. 31, 1990	1,865,466.71
Other Statutory Expenditures		1 Vacant Land 130 2.91		Taxes Receivable	234,930.71
CETA And Other Public Employment Programs		2 Residential 1338 62.75		Tax Title Liens	11,994.25
MUNICIPAL FUNCTIONS TOTAL	2,351,906.36	3 Farm		Foreclosed Property	53,213.00
CAPITAL IMPROVEMENTS *MEMO*	10,000.00	4a Commercial 101 21.60		Emergencies & Other Deferred Charges	48,675.73
DEBT SERVICE		4b Industrial 10 2.93		State and Federal Aid Receivable	0,039.86
Principal Payments	44,000.00	4c Apartments 9 9.90		Other Receivables	42,503.31
Interest Payments	10,355.16	Total 1588		Total	2,262,323.57
DEFERRED CHARGES	30,870.71	Land Area .90 Sq. Miles		LIABILITIES, RESERVES, AND SURPLUS	
SCHOOL, COUNTY, SPECIAL DISTRICT TAXES	3,498,798.00	Net Valuation Taxable-Municipal	245,395,535	Cash Liabilities	1,183,662.80
RESERVE FOR UNCOLLECTED TAXES	175,448.30	Net Valuation Taxable-County	238,836,213	Reserves for Receivables	342,541.27
EXPENDITURES TOTAL	6,111,378.53	State Equalized Valuation	228,715,765	Surplus Dec. 31, 1990	736,519.50
		State Equalization Ratio	107.31	Total	2,262,323.57



1428  
 Population 1980 3,557  
 Population 1990 3,311  
 S & P Rating BBB+  
 Moody Rating

General Tax Rate Per \$100. 2.00  
 State Equalized Tax Rate 2.07

NETCONG BOROUGH - MORRIS COUNTY  
 Form of Government  
 Borough Council  
 Number of Members - 6

PER CAPITA:  
 Gross Debt 792.94  
 Net Debt 592.40  
 Debt Service 46.35  
 Total Tax Levy 1,026.98  
 Municipal Expenditures 482.95  
 PER CENT:  
 Gross Debt 1.67  
 Net Debt 1.24  
 Tax Levy Collected 95.38  
 Tax Levy Cancelled, Abated or Adjusted .63

EXPENDITURES		REVENUES-REALIZED		1990 PROPERTY TAX	
GENERAL GOVERNMENT				STATE EQUALIZED TAX RATE	
Governing Body & Public Boards		1990 Property Taxes Collected	3,253,462.87	Local District School Taxes	79 1,307,514.50
Municipal Clerk		1990 Payments in Lieu of Taxes	5.63	Regional & Consolidated School Tax	44 724,875.17
Financial Administration	28,736.94	Delinquent Tax & Lien Collections	81,310.23	School Taxes in Municipal Budget	
Assessment of Taxes	3,122.00	Business Personalty Replacement Taxes	51,878.12	Caunty Taxes	28 470,059.87
Collection of Taxes	22,693.18	Taxes from Public Utilities	243,601.00	Caunty Library Taxes	
Planning, Housing & Development	17,300.08	Other Miscellaneous Tax Revenues		Lacal Municipal Purpose Taxes	54 897,892.32
Human Resources	32,029.00	State Aid Revenues	81,916.46	Veteran & Senior Citizen Taxes	
Elections		Federal Aid Revenues		Total Taxes for Rate Computation	2.05 3,434,641.86
General Administration (other)	208,942.38	State and Lacal Fiscal Assistance Act Utilized		Special District Taxes	
JUDICIARY		Sale of Acquired Property		Bank Corp. Taxes	
Municipal Courts	33,694.20	Other Miscellaneous Revenues	131,784.91	Added and Omitted Taxes	
PUBLIC SAFETY		Total	3,843,959.22	Total Taxes Levied - ABSTRACT	3,400,341.86
Fire Protection	23,624.40	Prior Years Surplus Appropriated	210,000.00	Total Taxes Billed	3,411,230.36
Police Protection	288,804.36	REVENUES TOTAL	4,053,959.22	1990 TAXES COLLECTED	3,253,462.87
Civil Defense & Disaster Control	1,100.00	Reserve Far Uncollected Taxes	132,681.67	1990 Taxes Cancelled, Abated or Adjusted	21,586.03
Environmental Inspection & Control	25,459.12	CAPITAL OUTLAY TOTAL	458,125.51	Transfer to Tax Title Liens or Foreclosed	7,484.00
Other Public Safety		Public Enterprises	2,613.98	Balance Outstanding Dec. 31, 1990	128,697.46
PUBLIC WORKS		Recreation-Culture		PRIOR YEARS TAXES OUTSTANDING	
Streets and Drainage	62,800.00	Public Works	4,204.00	Balance January 1, 1990	93,509.95
Sewers and Sewage Processing	262,373.00	Buildings and Grounds	451,307.53	Collected in 1990	81,310.23
Garbage and Trash Disposal	40,194.41	Library and Education		Cancelled, Abated or Adjusted 1990	
Public Buildings and Grounds	6,369.85	Conservation		Transfers to Tax Title Liens or Foreclosed	971.39
Other Public Works		All Other		Balance December 31, 1990	11,228.33
HEALTH and WELFARE		CAPITAL DEBT AUTHORIZED, DECEMBER 31, 1990		TAX TITLE LIENS OUTSTANDING	
Health Services Except Environmental	15,489.00	ISSUED AND UNISSUED		Balance January 1, 1990	9,261.12
Welfare-Public Assistance	7,000.00	Schaal	487,481	Transfer From Taxes	8,558.57
Hospital, Clinics, First Aid		Self-Liquidating	939,136	Redeemed in 1990	
Animal, Insect, & Rodent Control	3,791.75	Other	1,198,813	Cancelled, Abated or Adjusted (1990)	
Other Welfare Services		Total	2,625,430	Transfers to Foreclosed Property	
RECREATION and CONSERVATION		ISSUED AND OUTSTANDING		Balance December 31, 1990	17,819.69
Beaches and Boardwalks		School	487,481.31	PROPERTY ACQUIRED BY DEED OR FORECLOSURE	
Parks, Playgrounds, Shade Trees		Self-Liquidating	939,136.29	Balance January 1, 1990	700.00
Land Reclamation & Conservation		Other	1,193,561.00	Transfers From Taxes or Liens	
Other Recreational Services	18,601.50	Total	2,620,178.60	Sale for Cash (1990)	
EDUCATION (excluding schools)		EQUALIZED VALUATION BASIS		Cancelled, Abated or Adjusted (1990)	
Libraries	3,500.00	FOR NET DEBT COMPUTATION	157,584,932	Balance December 31, 1990	700.00
Other Educational Services		REAL PROPERTY VALUATIONS		CURRENT FINANCES DECEMBER 31, 1990	
STATUTORY EXPENDITURES		Code Class # of Parcels % VAL'N ASSESSED VALUATION		ASSETS	
Pensions & F. I. C. A.	51,741.50	1 Vacant Land 53 2.41 3,978,800.00		Cash Dec. 31, 1990	387,376.61
Employee Fringe Benefits	54,638.00	2 Residential 730 69.15 114,005,000.00		Taxes Receivable	139,925.79
Other Statutory Expenditures	100.00	3 Farm 77 17.33 28,572,600.00		Tax Title Liens	17,819.69
CETA And Other Public Employment Programs		4a Commercial 4 .68 1,122,500.00		Foreclosed Property	700.00
MUNICIPAL FUNCTIONS	1,217,104.67	4b Industrial 1 10.42 17,183,400.00		Emergencies & Other Deferred Charges	75,094.89
CAPITAL IMPROVEMENTS	5,000.00	4c Apartments 920 164,962,300.00		State and Federal Aid Receivable	
DEBT SERVICE		Total		Other Receivables	32,698.11
Principal Payments	100,000.00	Land Area .90 Sq. Miles		Total	653,615.09
Interest Payments	53,473.31	Net Valuation Taxable-Municipal	170,561,518	LIABILITIES, RESERVES, AND SURPLUS	
DEFERRED CHARGES	45,800.00	Net Valuation Taxable-County	184,608,316	Cash Liabilities	239,922.24
SCHOOL, COUNTY, SPECIAL DISTRICT TAXES	2,502,449.54	State Equalized Valuation	165,248,526	Reserves for Receivables	191,143.59
RESERVE FOR UNCOLLECTED TAXES	182,681.67	State Equalization Ratio	103.33	Surplus Dec. 31, 1990	222,549.26
EXPENDITURES TOTAL	4,101,509.19			Total	653,615.09



Population 1980 41,442  
 Population 1990 41,711  
 S & P Rating  
 Moody Rating AAA

General Tax Rate Per \$100. 5.22  
 State Equalized Tax Rate 2.42

NEW BRUNSWICK CITY - MIDDLESEX CO.  
 Form of Government  
 Mayor-Council Plan E (OMCL 50)  
 Number of Members - 5

PER CAPITA: PER CENT:  
 Gross Debt 2,500.11 Gross Debt 7.71  
 Net Debt 465.15 Net Debt 1.43  
 Debt Service 117.29 Tax Levy Collected 92.97  
 Total Tax Levy 876.91 Tax Levy Cancelled, Abated  
 Municipal Expenditures 1,039.65 or Adjusted .03

EXPENDITURES		REVENUES-REALIZED		1990 PROPERTY TAX	
<b>GENERAL GOVERNMENT</b>				<b>STATE EQUALIZED TAX RATE</b>	
Governing Body & Public Boards	186,288.00	1990 Property Taxes Collected	34,008,212.20	Local District School Taxes	1.21 18,286,156.50
Municipal Clerk	211,641.00	1990 Payments in Lieu of Taxes	4,068,876.43	Regional & Consolidated School Tax	
Financial Administration	3,297,339.00	Delinquent Tax & Lien Collections	3,663,672.19	School Taxes in Municipal Budget	.05 783,904.39
Assessment of Taxes	360,152.00	Business Personalty Replacement Taxes	569,299.80	County Taxes	.36 5,501,673.66
Collection of Taxes		Taxes from Public Utilities	2,031,129.80	County Library Taxes	
Planning, Housing & Development	2,472,022.00	Other Miscellaneous Tax Revenues		Local Municipal Purpose Taxes	.79 11,966,591.45
Human Resources	1,071,873.83	State Aid Revenues	13,110,853.92	Veteran & Senior Citizen Taxes	
Elections		Federal Aid Revenues		Total Taxes for Rate Computation	2.41 36,735,426.00
General Administration (other)	2,800,241.36	State and Local Fiscal Assistance Act Utilized		Special District Taxes	
<b>JUDICIARY</b>		Sale of Acquired Property		Bank Corp. Taxes	
Municipal Courts	405,888.00	Other Miscellaneous Revenues	12,481,780.54	Added and Omitted Taxes	38,466.13
<b>PUBLIC SAFETY</b>		Total	69,983,824.88	Total Taxes Levied - ABSTRACT	36,576,792.18
Fire Protection	4,401,482.22	Prior Years Surplus Appropriated		Total Taxes Billed	36,578,841.18
Police Protection	5,442,706.13	REVENUES TOTAL	69,983,824.88	1990 TAXES COLLECTED	34,008,212.20
Civil Defense & Disaster Control	3,000.00	Reserve For Uncollected Taxes	2,510,000.00	1990 Taxes Cancelled, Abated or Adjusted	12,162.60
Environmental Inspection & Control	364,836.00	CAPITAL OUTLAY TOTAL	6,296,559.52	Transfer to Tax Title Liens or Foreclosed	872,816.59
Other Public Safety				Balance Outstanding Dec. 31, 1990	1,685,649.79
<b>PUBLIC WORKS</b>				PRIOR YEARS TAXES OUTSTANDING	
Streets and Drainage	1,462,524.00	Public Enterprises	1,955,108.47	Balance January 1, 1990	3,696,163.98
Sewers and Sewage Processing		Recreation-Culture	1,518,401.00	Collected in 1990	3,215,098.18
Garbage and Trash Disposal	1,466,361.00	Public Works	553,293.57	Cancelled, Abated or Adjusted 1990	
Public Buildings and Grounds	556,617.00	Buildings and Grounds	2,269,278.65	Transfers to Tax Title Liens or Foreclosed	346,933.66
Other Public Works	116,500.00	Library and Education	477.83	Balance December 31, 1990	134,132.14
<b>HEALTH and WELFARE</b>		Conservation		TAX TITLE LIENS OUTSTANDING	
Health Services Except Environmental	1,599,313.06	All Other		Balance January 1, 1990	1,084,682.00
Welfare-Public Assistance	700,282.00	CAPITAL DEBT AUTHORIZED, DECEMBER 31, 1990		Transfer From Taxes	1,292,521.34
Hospital, Clinics, First Aid		ISSUED AND UNISSUED		Redeemed in 1990	448,574.01
Animal, Insect, & Radent Control		School	12,567,292	Cancelled, Abated or Adjusted (1990)	
Other Welfare Services	301,912.00	Self-Liquidating	13,374,290	Transfers to Foreclosed Property	
<b>RECREATION and CONSERVATION</b>		Other	78,340,690	Balance December 31, 1990	1,928,629.33
Beaches and Boardwalks	215,000.00	Total	104,282,272	PROPERTY ACQUIRED BY DEED OR FORECLOSURE	
Parks, Playgrounds, Shade Trees	517,129.57	ISSUED AND OUTSTANDING		Balance January 1, 1990	500,500.00
Land Reclamation & Conservation	140,294.00	School	11,606,816.00	Transfers From Taxes as Liens	
Other Recreational Services	475,727.00	Self-Liquidating	10,971,500.00	Sale for Cash (1990)	
<b>EDUCATION (excluding schools)</b>		Other	77,891,480.02	Cancelled, Abated or Adjusted (1990)	
Libraries	474,609.00	Total	100,469,796.02	Balance December 31, 1990	500,500.00
Other Educational Services	1,485.00	EQUALIZED VALUATION BASIS		CURRENT FINANCES DECEMBER 31, 1990	
<b>STATUTORY EXPENDITURES</b>		FOR NET DEBT COMPUTATION	1,352,976,703	ASSETS	
Pensions & F. I. C. A.	1,556,872.74	REAL PROPERTY VALUATIONS		Cash Dec. 31, 1990	8,595,143.04
Employee Fringe Benefits	2,475,000.00	Code Class # of Parcels % VAL'N		Taxes Receivable	1,819,781.93
Other Statutory Expenditures		1 Vacant Land 1484 4.30	28,535,100.00	Tax Title Liens	1,928,629.33
CETA And Other Public Employment Programs		2 Residential 5558 47.51	315,087,600.00	Foreclosed Property	500,500.00
<b>MUNICIPAL FUNCTIONS</b>		3 Farm		Emergencies & Other Deferred Charges	283,040.00
CAPITAL IMPROVEMENTS *MEMO*	30,000.00	4a Commercial 808 26.66	176,841,300.00	State and Federal Aid Receivable	2,275,261.29
<b>DEBT SERVICE</b>		4b Industrial 72 11.36	75,333,900.00	Other Receivables	552,511.09
Principal Payments	2,652,912.00	4c Apartments 142 10.17	67,436,500.00	Total	15,954,866.68
Interest Payments	2,239,250.21	Total 8064	663,234,400.00	LIABILITIES, RESERVES, AND SURPLUS	
<b>TYPE I SCHL DEBT *MEMO</b>	2,799,452.69	Land Area 5.50 Sq. Miles		Cash Liabilities	10,401,760.27
<b>DEFERRED CHARGES</b>	2,885,694.79	Net Valuation Taxable-Municipal	700,007,184	Reserves for Receivables	4,762,636.51
SCHOOL, COUNTY, SPECIAL DISTRICT TAXES	24,571,734.55	Net Valuation Taxable-County	1,386,929,940	Surplus Dec. 31, 1990	790,469.90
RESERVE FOR UNCOLLECTED TAXES	2,510,000.00	State Equalized Valuation	1,465,849,276	Total	15,954,866.68
<b>EXPENDITURES TOTAL</b>	67,936,687.51	State Equalization Ratio	46.41		

0325

Population 1980 14,253  
 Population 1990 9,546  
 S & P Rating  
 Moody Rating

General Tax Rate Per \$100.

2.04

State Equalized Tax Rate

2.14

## NEW HANOVER TWP. - BURLINGTON CO.

Form of Government

Township Committee

Number of Members - 3

PER CAPITA:

Gross Debt 29.43

Net Debt

Debt Service

Total Tax Levy 69.34

Municipal Expenditures 154.52

PER CENT:

Gross Debt 1.04

Net Debt

Tax Levy Collected 87.31

Tax Levy Cancelled, Abated or Adjusted 1.99

EXPENDITURES		REVENUES-REALIZED		1990 PROPERTY TAX	
GENERAL GOVERNMENT				STATE EQUALIZED TAX RATE	
Governing Body & Public Boards		1990 Property Taxes Collected		Local District School Taxes	
Municipal Clerk		1990 Payments in Lieu of Taxes		Regional & Consolidated School Tax	
Financial Administration	49,000.00	Delinquent Tax & Lien Collections		School Taxes in Municipal Budget	
Assessment of Taxes	25,000.00	Business Personalty Replacement Taxes		County Taxes	
Collection of Taxes	21,350.00	Taxes from Public Utilities		County Library Taxes	
Planning, Housing & Development	32,450.00	Other Miscellaneous Tax Revenues		Local Municipal Purpose Taxes	
Human Resources	5,445.00	State Aid Revenues		Veteran & Senior Citizen Taxes	
Elections	17,500.00	Federal Aid Revenues		Total Taxes for Rate Computation	
General Administration (other)	134,230.00	State and Local Fiscal Assistance Act Utilized		Special District Taxes	
JUDICIARY		Sale of Acquired Property		Bank Corp. Taxes	
Municipal Courts	414,104.00	Other Miscellaneous Revenues		Added and Omitted Taxes	
PUBLIC SAFETY		Total		Total Taxes Levied - ABSTRACT	
Fire Protection	19,616.00	Prior Years Surplus Appropriated		Total Taxes Billed	
Police Protection	119,500.00	REVENUES TOTAL		1990 TAXES COLLECTED	
Civil Defense & Disaster Control	4,500.00	Reserve For Uncollected Taxes		1990 Taxes Cancelled, Abated or Adjusted	
Environmental Inspection & Control	40,000.00	CAPITAL OUTLAY TOTAL		Transfer to Tax Title Liens or Foreclosed	
Other Public Safety				Balance Outstanding Dec. 31, 1990	
PUBLIC WORKS				PRIOR YEARS TAXES OUTSTANDING	
Streets and Drainage	173,842.00	Public Enterprises		Balance January 1, 1990	
Sewers and Sewage Processing		Recreation—Culture		Collected in 1990	
Garbage and Trash Disposal	77,490.00	Public Works		Cancelled, Abated or Adjusted 1990	
Public Buildings and Grounds	82,500.00	Buildings and Grounds		Transfers to Tax Title Liens or Foreclosed	
Other Public Works		Library and Education		Balance December 31, 1990	
HEALTH and WELFARE		Conservation		TAX TITLE LIENS OUTSTANDING	
Health Services Except Environmental	2,200.00	All Other		Balance January 1, 1990	
Welfare-Public Assistance	3,750.00	CAPITAL DEBT AUTHORIZED, DECEMBER 31, 1990		Transfer From Taxes	
Hospital, Clinics, First Aid		ISSUED AND UNISSUED GROSS DEBT NET DEBT		Redeemed in 1990	
Animal, Insect, & Rodent Control	3,200.00	School 280,959		Cancelled, Abated or Adjusted (1990)	
Other Welfare Services		Self-Liquidating		Transfers to Foreclosed Property	
RECREATION and CONSERVATION		Other		Balance December 31, 1990	
Beaches and Boardwalks		Total 280,959		PROPERTY ACQUIRED BY DEED OR	
Parks, Playgrounds, Shade Trees	10,200.00	ISSUED AND OUTSTANDING		FORECLOSURE	
Land Reclamation & Conservation	16,550.00	School		Balance January 1, 1990	
Other Recreational Services	33,100.00	Self-Liquidating		Transfers From Taxes or Liens	
EDUCATION (excluding schools)		Other		Sale for Cash (1990)	
Libraries		Total 280,959.88		Cancelled, Abated or Adjusted (1990)	
Other Educational Services		EQUALIZED VALUATION BASIS		Balance December 31, 1990	
STATUTORY EXPENDITURES		FOR NET DEBT COMPUTATION		CURRENT FINANCES DECEMBER 31, 1990	
Pensions & F. I. C. A.	50,000.00	REAL PROPERTY VALUATIONS		ASSETS	
Employee Fringe Benefits	30,500.00	Code Class # of Parcels % VAL'N		Cash Dec. 31, 1990	
Other Statutory Expenditures	6,000.00	ASSESSED VALUATION		Taxes Receivable	
CETA And Other Public Employment Programs		1 Vacant Land 33 4.60		Tax Title Liens	
MUNICIPAL FUNCTIONS TOTAL	1,387,027.00	2 Residential 162 57.27		Foreclosed Property	
CAPITAL IMPROVEMENTS *MEMO*		3 Farm 40 5.31		Emergencies & Other Deferred Charges	
DEBT SERVICE		4a Commercial 30 32.60		State and Federal Aid Receivable	
Principal Payments		4b Industrial 1 .22		Other Receivables	
Interest Payments		4c Apartments		Total	
DEFERRED CHARGES		Total 266 29,435,400.00		LIABILITIES, RESERVES, AND SURPLUS	
SCHOOL, COUNTY, SPECIAL DISTRICT TAXES	555,077.78	Land Area 21.85 Sq. Miles		Cash Liabilities	
RESERVE FOR UNCOLLECTED TAXES	88,025.00	Net Valuation Taxable-Municipal		Reserves for Receivables	
EXPENDITURES TOTAL	2,030,129.78	Net Valuation Taxable-County		Surplus Dec. 31, 1990	
		State Equalized Valuation		Total	
		State Equalization Ratio			



0238

Population 1980 **16,876**  
 Population 1990 **15,990**  
 S & P Rating  
 Moody Rating **A1**

General Tax Rate Per \$100. **2.15**  
 State Equalized Tax Rate **2.15**

**NEW MILFORD BOROUGH - BERGEN CO.**  
**Form of Government**  
**Borough Council**  
**Number of Members - 6**

PER CAPITA:  
 Gross Debt **427.71**  
 Net Debt **404.41**  
 Debt Service **27.47**  
 Total Tax Levy **1,292.12**  
 Municipal Expenditures **636.62**

PER CENT:  
 Gross Debt **.73**  
 Net Debt **.69**  
 Tax Levy Collected **97.71**  
 Tax Levy Cancelled, Abated or Adjusted **.32**

EXPENDITURES		REVENUES-REALIZED		1990 PROPERTY TAX	
<b>GENERAL GOVERNMENT</b>				STATE EQUALIZED TAX RATE	
Governing Body & Public Boards		1990 Property Taxes Collected	20,240,549.97	Local District School Taxes	1.15 11,097,230.00
Municipal Clerk		1990 Payments in Lieu of Taxes		Regional & Consolidated School Tax	
Financial Administration	34,500.00	Delinquent Tax & Lien Collections	235,466.77	School Taxes in Municipal Budget	
Assessment of Taxes	59,035.00	Business Personalty Replacement Taxes	73,146.40	County Taxes	.24 2,266,372.67
Collection of Taxes	102,850.00	Taxes from Public Utilities	1,203,154.00	County Library Taxes	
Planning, Housing & Development	7,850.00	Other Miscellaneous Tax Revenues		Local Municipal Purpose Taxes	.75 7,242,142.89
Human Resources	92,226.00	State Aid Revenues	269,769.80	Veteran & Senior Citizen Taxes	
Elections	97,000.00	Federal Aid Revenues		Total Taxes for Rate Computation	2.14 20,765,845.56
General Administration (other)	585,053.00	State and Local Fiscal Assistance Act Utilized		Special District Taxes	
<b>JUDICIARY</b>		Sale of Acquired Property		Bank Corp. Taxes	
Municipal Courts	103,033.00	Other Miscellaneous Revenues	617,397.53	Added and Omitted Taxes	55,224.21
<b>PUBLIC SAFETY</b>		Total	22,644,484.47	Total Taxes Levied - ABSTRACT	20,660,969.77
Fire Protection	212,871.00	Prior Years Surplus Appropriated	320,000.00	Total Taxes Billed	20,715,346.45
Police Protection	1,780,287.69	REVENUES TOTAL	22,964,484.47	1990 TAXES COLLECTED	20,240,549.97
Civil Defense & Disaster Control	10,750.00	Reserve For Uncollected Taxes	1,028,660.96	1990 Taxes Cancelled, Abated or Adjusted	67,023.56
Environmental Inspection & Control	31,325.00			Transfer to Tax Title Liens or Foreclosed	17,619.25
Other Public Safety				Balance Outstanding Dec. 31, 1990	390,153.67
<b>PUBLIC WORKS</b>		<b>CAPITAL OUTLAY TOTAL</b>		<b>PRIOR YEARS TAXES OUTSTANDING</b>	
Streets and Drainage	430,028.00	Public Enterprises		Balance January 1, 1990	241,669.74
Sewers and Sewage Processing	1,091,610.31	Recreation-Culture		Collected in 1990	235,466.77
Garbage and Trash Disposal	1,363,900.00	Public Works		Cancelled, Abated or Adjusted 1990	
Public Buildings and Grounds	110,300.00	Buildings and Grounds		Transfers to Tax Title Liens or Foreclosed	4,420.00
Other Public Works		Library and Education		Balance December 31, 1990	1,782.97
<b>HEALTH AND WELFARE</b>		Conservation		<b>TAX TITLE LIENS OUTSTANDING</b>	
Health Services Except Environmental	73,583.00	All Other		Balance January 1, 1990	483.00
Welfare-Public Assistance	21,830.00			Transfer From Taxes	22,741.81
Hospital, Clinics, First Aid		<b>CAPITAL DEBT AUTHORIZED, DECEMBER 31, 1990</b>		Redeemed in 1990	
Animal, Insect, & Rodent Control	4,000.00	ISSUED AND UNISSUED GROSS DEBT		Cancelled, Abated or Adjusted (1990)	
Other Welfare Services		School	370,000	Transfers to Foreclosed Property	
<b>RECREATION AND CONSERVATION</b>		Self-Liquidating		Balance December 31, 1990	23,224.81
Beaches and Boardwalks		Other	6,469,125	<b>PROPERTY ACQUIRED BY DEED OR FORECLOSURE</b>	
Parks, Playgrounds, Shade Trees	3,257.00	Total	6,839,125	Balance January 1, 1990	19,760.00
Land Reclamation & Conservation	114,316.25			Transfers From Taxes or Liens	
Other Recreational Services	105,100.00	<b>ISSUED AND OUTSTANDING</b>		Sale for Cash (1990)	
<b>EDUCATION (excluding schools)</b>		School	370,000.00	Cancelled, Abated or Adjusted (1990)	
Libraries	315,663.00	Self-Liquidating		Balance December 31, 1990	19,760.00
Other Educational Services		Other	6,469,125.00	<b>CURRENT FINANCES DECEMBER 31, 1990</b>	
<b>STATUTORY EXPENDITURES</b>		Total	6,839,125.00	<b>ASSETS</b>	
Pensions & F. I. C. A.	464,952.81	<b>EQUALIZED VALUATION BASIS</b>		Cash Dec. 31, 1990	1,313,858.52
Employee Fringe Benefits	400,202.00	<b>FOR NET DEBT COMPUTATION</b>	933,540,374	Taxes Receivable	391,936.64
Other Statutory Expenditures		<b>REAL PROPERTY VALUATIONS</b>		Tax Title Liens	23,224.81
CETA And Other Public Employment Programs		Code Class # of Parcels % VAL'N	ASSESSED VALUATION	Foreclosed Property	19,760.00
<b>MUNICIPAL FUNCTIONS TOTAL</b>	7,615,523.06	1 Vacant Land 122 .69	6,583,500.00	Emergencies & Other Deferred Charges	22,160.00
<b>CAPITAL IMPROVEMENTS *MEMO*</b>	50,000.00	2 Residential 4128 87.09	836,234,100.00	State and Federal Aid Receivable	55,000.00
<b>DEBT SERVICE</b>		3 Farm 1 .05	438,600.00	Other Receivables	88,861.59
Principal Payments	175,000.00	4a Commercial 70 5.14	49,377,000.00	Total	1,914,801.56
Interest Payments	264,223.00	4b Industrial 4 .23	2,212,200.00	<b>LIABILITIES, RESERVES, AND SURPLUS</b>	
		4c Apartments 14 6.81	65,353,000.00	Cash Liabilities	681,055.53
		Total 4339	960,198,400.00	Reserves for Receivables	523,783.04
<b>DEFERRED CHARGES</b>	1,096,134.00	Land Area 2.20 Sq. Miles		Surplus Dec. 31, 1990	709,962.99
<b>SCHOOL, COUNTY, SPECIAL DISTRICT TAXES</b>	13,363,602.67	Net Valuation Taxable-Municipal	960,935,918	Total	1,914,801.56
<b>RESERVE FOR UNCOLLECTED TAXES</b>	1,028,660.96	Net Valuation Taxable-County	955,884,372		
<b>EXPENDITURES TOTAL</b>	23,543,143.69	State Equalized Valuation	960,839,908		
		State Equalization Ratio	100.01		



2011

Population 1980 12,426  
 Population 1990 11,439  
 S & P Rating  
 Moody Rating AA

General Tax Rate Per \$100. 3.07  
 State Equalized Tax Rate 1.90

NEW PROVIDENCE BOROUGH - UNION CO.  
 Form of Government  
 Borough Council  
 Number of Members - 6

PER CAPITA:  
 Gross Debt 535.44  
 Net Debt 482.99  
 Debt Service 61.39  
 Total Tax Levy 1,972.48  
 Municipal Expenditures 816.64

PER CENT:  
 Gross Debt .55  
 Net Debt .49  
 Tax Levy Collected 99.08  
 Tax Levy Cancelled, Abated or Adjusted .17

EXPENDITURES	REVENUES-REALIZED	1990 PROPERTY TAX	
<b>GENERAL GOVERNMENT</b>		STATE EQUALIZED TAX RATE .95	11,258,935.00
Governing Body & Public Boards		Local District School Taxes	
Municipal Clerk		Regional & Consolidated School Tax	
Financial Administration 73,505.00	1990 Property Taxes Collected 22,396,888.16	School Taxes in Municipal Budget	
Assessment of Taxes 56,196.00	1990 Payments in Lieu of Taxes	County Taxes .42	5,059,162.64
Collection of Taxes 37,975.00	Delinquent Tax & Lien Collections 139,548.59	County Library Taxes	
Planning, Housing & Development 73,850.00	Business Personalty Replacement Taxes 215,949.00	Local Municipal Purpose Taxes .52	6,216,797.81
Human Resources 74,049.27	Taxes from Public Utilities 988,159.00	Veteron & Senior Citizen Taxes	74,500.00
Elections 35,883.00	Other Miscellaneous Tax Revenues	Total Taxes for Rate Computation 1.89	22,609,395.45
General Administration (other) 858,850.05	State Aid Revenues 172,162.44	Special District Taxes	
<b>JUDICIARY</b>	Federal Aid Revenues	Bank Corp. Taxes	
Municipal Courts 79,745.00	State and Local Fiscal Assistance Act Utilized	Added and Omitted Taxes	28,353.73
<b>PUBLIC SAFETY</b>	Sole of Acquired Property	Total Taxes Levied - ABSTRACT	22,563,249.18
Fire Protection 133,697.50	Other Miscellaneous Revenues 751,723.51	Total Taxes Billed	22,605,479.60
Police Protection 1,251,609.60	Total 24,664,430.70	1990 TAXES COLLECTED	22,396,888.16
Civil Defense & Disaster Control 3,000.00	Prior Years Surplus Appropriated 975,000.00	1990 Taxes Cancelled, Abated or Adjusted	37,674.40
Environmental Inspection & Control 75,553.00	REVENUES TOTAL 25,639,430.70	Transfer to Tax Title Liens or Foreclosed	371.47
Other Public Safety	Reserve For Uncollected Taxes 852,038.61	Balance Outstanding Dec. 31, 1990	170,545.57
<b>PUBLIC WORKS</b>	CAPITAL OUTLAY TOTAL 249,448.36	<b>PRIOR YEARS TAXES OUTSTANDING</b>	
Streets and Drainage 757,232.00	Public Enterprises	Balance January 1, 1990	139,556.09
Sewers and Sewage Processing 1,962,660.35	Recreation-Culture	Collected in 1990	139,548.59
Gorbage and Trash Disposal 240,000.00	Public Works	Cancelled, Abated or Adjusted 1990	
Public Buildings and Grounds 281,365.00	Buildings and Grounds	Transfers to Tax Title Liens or Foreclosed	
Other Public Works 216,924.00	Library and Education	Balance December 31, 1990	7.50
<b>HEALTH and WELFARE</b>	Conservation	TAX TITLE LIENS OUTSTANDING	
Health Services Except Environmental 62,370.00	All Other	Balance January 1, 1990	6,136.00
Welfare-Public Assistance 36,300.00	CAPITAL DEBT AUTHORIZED, DECEMBER 31, 1990	Transfer From Taxes	371.47
Hospital, Clinics, First Aid 500.00	ISSUED AND UNISSUED	Redeemed in 1990	
Animal, Insect, & Rodent Control	SCHOOL GROSS DEBT 600,000	Cancelled, Abated or Adjusted (1990)	
Other Welfare Services	Self-Liquidating	Transfers to Foreclosed Property	
<b>RECREATION and CONSERVATION</b>	Other 5,524,882	Balance December 31, 1990	6,507.47
Beaches and Boardwalks	Total 6,124,882	PROPERTY ACQUIRED BY DEED OR FORECLOSURE	
Parks, Playgrounds, Shade Trees 132,121.00	ISSUED AND OUTSTANDING	Balance January 1, 1990	10,555.00
Land Reclamation & Conservation	School 600,000.00	Transfers From Taxes or Liens	
Other Recreational Services 48,500.00	Self-Liquidating	Sole for Cash (1990)	
<b>EDUCATION (excluding schools)</b>	Other 5,239,882.00	Cancelled, Abated or Adjusted (1990)	
Libraries 387,824.00	Total 5,839,882.00	Balance December 31, 1990	10,555.00
Other Educational Services	EQUALIZED VALUATION BASIS	CURRENT FINANCES DECEMBER 31, 1990	
<b>STATUTORY EXPENDITURES</b>	FOR NET DEBT COMPUTATION 1,122,038,707	ASSETS	
Pensions & F. I. C. A. 476,154.38	REAL PROPERTY VALUATIONS	Cash Dec. 31, 1990	1,811,595.77
Employee Fringe Benefits 426,442.00	Code Class # of Parcels % VAL'N	Taxes Receivable	170,553.07
Other Statutory Expenditures	1 Vacant Land 125 1.53	Tax Title Liens	6,507.47
CETA and Other Public Employment Programs	2 Residential 3531 71.68	Foreclosed Property	10,555.00
<b>MUNICIPAL FUNCTIONS TOTAL 7,767,316.15</b>	3 Form 3 .06	Emergencies & Other Deferred Charges	
<b>CAPITAL IMPROVEMENTS *MEMO*</b>	4a Commercial 117 12.99	State and Federal Aid Receivable	65,000.00
<b>DEBT SERVICE</b>	4b Industrial 17 11.12	Other Receivables	98,646.70
Principal Payments 295,000.00	4c Apartments 13 2.63	Total	2,162,858.01
Interest Payments 407,225.98	Total 3806	LIABILITIES, RESERVES, AND SURPLUS	
<b>DEFERRED CHARGES</b>	Land Area 3.50 Sq. Miles	Cash Liabilities	835,243.53
SCHOOL, COUNTY, SPECIAL DISTRICT TAXES 16,318,097.64	Net Valuation Taxable-Municipal	Reserves for Receivables	261,434.57
RESERVE FOR UNCOLLECTED TAXES 852,038.61	Net Valuation Taxable-County	Surplus Dec. 31, 1990	1,066,179.91
<b>EXPENDITURES TOTAL 25,659,678.38</b>	State Equalized Valuation 1,180,334,918	Total	2,162,858.01
	State Equalization Ratio 61.73		

0714

Population 1980 329,248  
 Population 1990 275,221  
 S & P Rating BBB+  
 Moody Rating

General Tax Rate Per \$100. 16.99  
 State Equalized Tax Rate 2.68

**NEWARK CITY - ESSEX COUNTY**  
 Form of Government  
 Mayor-Council Plan C (OMCL 50)  
 Number of Members - 9

PER CAPITA:

Gross Debt 1,077.64  
 Net Debt 343.54  
 Debt Service 93.68  
 Total Tax Levy 633.28  
 Municipal Expenditures 1,318.76

PER CENT:

Gross Debt 5.47  
 Net Debt 1.74  
 Tax Levy Collected 5.97  
 Tax Levy Cancelled, Abated or Adjusted .13

EXPENDITURES		REVENUES-REALIZED		1990 PROPERTY TAX	
<b>GENERAL GOVERNMENT</b>				<b>STATE EQUALIZED TAX RATE</b>	
Governing Body & Public Boards	2,361,220.23	1990 Property Taxes Collected	149,867,432.69	Local District School Taxes	1.23 79,520,610.00
Municipal Clerk	6,674,237.39	1990 Payments in Lieu of Taxes	19,168,041.93	Regional & Consolidated School Tax	
Financial Administration	3,172,746.17	Delinquent Tax & Lien Collections	13,546,242.75	School Taxes in Municipal Budget	
Assessment of Taxes	415,160.53	Business Personalty Replacement Taxes	19,172,986.00	County Taxes	.54 34,931,170.03
Collection of Taxes	860,748.86	Taxes from Public Utilities	26,352,565.00	County Library Taxes	
Planning, Housing & Development	2,516,095.91	Other Miscellaneous Tax Revenues	36,945,364.77	Local Municipal Purpose Taxes	.90 57,941,842.41
Human Resources	3,045,383.62	State Aid Revenues	61,966,705.30	Veteran & Senior Citizen Taxes	769,950.00
Elections	687,999.53	Federal Aid Revenues	10,686,792.00	Total Taxes for Rate Computation	2.67 173,163,572.44
General Administration (other)	53,243,491.72	State and Local Fiscal Assistance Act Utilized		Special District Taxes	
<b>JUDICIARY</b>		Sale of Acquired Property		Bank Corp. Taxes	
Municipal Courts	3,022,650.98	Other Miscellaneous Revenues	88,851,066.77	Added and Omitted Taxes	1,898,096.05
<b>PUBLIC SAFETY</b>		Total	426,557,197.26	Total Taxes Levied - ABSTRACT	174,291,718.49
Fire Protection	35,795,519.11	Prior Years Surplus Appropriated	25,988,691.39	Total Taxes Billed	174,334,380.24
Police Protection	52,589,265.71	REVENUES TOTAL	452,545,888.65	1990 TAXES COLLECTED	149,867,432.69
Civil Defense & Disaster Control	204,509.50	Reserve For Uncollected Taxes	21,007,200.00	1990 Taxes Cancelled, Abated or Adjusted	226,123.68
Environmental Inspection & Control	1,115,910.96	CAPITAL OUTLAY TOTAL	17,724,713.76	Transfer to Tax Title Liens or Foreclosed	621,435.18
Other Public Safety				Balance Outstanding Dec. 31, 1990	21,619,388.69
<b>PUBLIC WORKS</b>				<b>PRIOR YEARS TAXES OUTSTANDING</b>	
Streets and Drainage	6,518,543.91	Public Enterprises	4,574,122.38	Balance January 1, 1990	24,739,515.14
Sewers and Sewage Processing	54,509,749.98	Recreation-Culture	429,995.28	Collected in 1990	9,341,297.10
Garbage and Trash Disposal		Public Works	4,642,566.36	Cancelled, Abated or Adjusted 1990	7,099,854.85
Public Buildings and Grounds	11,648,622.12	Buildings and Grounds	7,743,206.12	Transfers to Tax Title Liens or Foreclosed	
Other Public Works	4,230,341.68	Library and Education	334,823.62	Balance December 31, 1990	8,298,363.19
<b>HEALTH and WELFARE</b>		Conservation		<b>TAX TITLE LIENS OUTSTANDING</b>	
Health Services Except Environmental	10,312,002.86	All Other		Balance January 1, 1990	12,110,410.71
Welfare-Public Assistance	8,251,155.00	CAPITAL DEBT AUTHORIZED, DECEMBER 31, 1990		Transfer From Taxes	621,435.18
Hospital, Clinics, First Aid		ISSUED AND UNISSUED		Redeemed in 1990	4,204,945.65
Animal, Insect, & Rodent Control	60,000.00	School	126,272,469	Cancelled, Abated or Adjusted (1990)	138,389.96
Other Welfare Services	2,696,103.36	Self-Liquidating	54,618,000	Transfers to Foreclosed Property	1,709,045.77
<b>RECREATION and CONSERVATION</b>		Other	115,698,118	Balance December 31, 1990	6,679,464.51
Beaches and Boardwalks		Total	296,588,587	PROPERTY ACQUIRED BY DEED OR FORECLOSURE	
Parks, Playgrounds, Shade Trees	762,585.79	ISSUED AND OUTSTANDING		Balance January 1, 1990	86,489,546.00
Land Reclamation & Conservation	423,777.92	School	66,272,000.00	Transfers From Taxes or Liens	
Other Recreational Services	2,170,658.89	Self-Liquidating	27,961,000.00	Sale for Cash (1990)	
<b>EDUCATION (excluding schools)</b>		Other	82,439,813.81	Cancelled, Abated or Adjusted (1990)	
Libraries	8,308,694.00	Total	176,672,813.81	Balance December 31, 1990	86,489,546.00
Other Educational Services	11,798,386.00	EQUALIZED VALUATION BASIS		<b>CURRENT FINANCES DECEMBER 31, 1990</b>	
<b>STATUTORY EXPENDITURES</b>		FOR NET DEBT COMPUTATION	5,422,994,318	ASSETS	
Pensions & F. L. C. A.	28,128,456.31	REAL PROPERTY VALUATIONS		Cash Dec. 31, 1990	15,404,536.33
Employee Fringe Benefits		Code Class # of Parcels % VAL'N	ASSESSED VALUATION	Taxes Receivable	29,917,751.88
Other Statutory Expenditures		1 Vacant Land 4385 3.13	30,500,000.00	Tax Title Liens	6,679,464.51
CETA And Other Public Employment Programs		2 Residential 25816 31.10	303,166,800.00	Foreclosed Property	86,489,546.00
<b>MUNICIPAL FUNCTIONS</b>		3 Farm		Emergencies & Other Deferred Charges	16,778,710.66
CAPITAL IMPROVEMENTS *MEMO*	322,375.00	4a Commercial 4950 39.04	380,592,300.00	State and Federal Aid Receivable	25,802,787.55
<b>DEBT SERVICE</b>		4b Industrial 1188 18.55	180,803,700.00	Other Receivables	29,370,333.62
Principal Payments	12,030,952.00	4c Apartments 1254 8.18	79,734,400.00	Total	210,443,130.55
Interest Payments	13,750,505.64	Total 37593	974,797,200.00	<b>LIABILITIES, RESERVES, AND SURPLUS</b>	
<b>TYPE I SCHL DEBT *MEMO</b>	13,029,073.63	Land Area 24.14 Sq. Miles		Cash Liabilities	57,986,034.54
DEFERRED CHARGES	638,251.56	Net Valuation Taxable-Municipal	1,014,928,100	Reserves for Receivables	152,457,096.01
SCHOOL, COUNTY, SPECIAL DISTRICT TAXES	114,451,780.03	Net Valuation Taxable-County	6,232,329,846	Surplus Dec. 31, 1990	
RESERVE FOR UNCOLLECTED TAXES	21,007,200.00	State Equalized Valuation	6,230,277,827	Total	210,443,130.55
EXPENDITURES TOTAL	477,402,707.27	State Equalization Ratio	15.75		



0313

Population 1980 1,563  
 Population 1990 1,592  
 S & P Rating  
 Moody Rating

General Tax Rate Per \$100. 2.61  
 State Equalized Tax Rate 2.39

NEWFIELD BOROUGH - GLOUCESTER CO.  
 Form of Government  
 Borough Council  
 Number of Members - 6

PER CAPITA:  
 Gross Debt 84.33  
 Net Debt 82.73  
 Debt Service 15.17  
 Total Tax Levy 928.29  
 Municipal Expenditures 508.37

PER CENT:  
 Gross Debt .27  
 Net Debt .26  
 Tax Levy Collected 93.35  
 Tax Levy Cancelled, Abated or Adjusted 1.51

EXPENDITURES		REVENUES-REALIZED		1990 PROPERTY TAX	
<b>GENERAL GOVERNMENT</b>				<b>STATE EQUALIZED TAX RATE</b>	
Governing Body & Public Boards		1990 Property Taxes Collected	1,382,028.01	Local District School Taxes	1.07 663,392.00
Municipal Clerk		1990 Payments in Lieu of Taxes		Regional & Consolidated School Tax	
Financial Administration	18,325.00	Delinquent Tax & Lien Collections	56,449.29	School Taxes in Municipal Budget	
Assessment of Taxes	9,935.00	Business Personalty Replacement Taxes	20,445.76	County Taxes	.57 350,761.88
Collection of Taxes	16,170.00	Taxes from Public Utilities	84,053.00	County Library Taxes	.02 13,503.57
Planning, Housing & Development	4,550.00	Other Miscellaneous Tax Revenues		Local Municipal Purpose Taxes	.72 447,203.69
Human Resources	2,237.00	State Aid Revenues	12,270.56	Veteran & Senior Citizen Taxes	
Elections	800.00	Federal Aid Revenues		Total Taxes for Rate Computation	2.38 1,496,161.14
General Administration (other)	100,900.00	State and Local Fiscal Assistance Act Utilized		Special District Taxes	
<b>JUDICIARY</b>		Sale of Acquired Property		Bank Corp. Taxes	
Municipal Courts	14,400.00	Other Miscellaneous Revenues	90,090.17	Added and Omitted Taxes	2,974.75
<b>PUBLIC SAFETY</b>		Total	1,645,341.79	Total Taxes Levied - ABSTRACT	1,477,835.89
Fire Protection	14,895.00	Prior Years Surplus Appropriated	200,000.00	Total Taxes Billed	1,480,445.17
Police Protection	137,985.87	<b>REVENUES TOTAL</b>	1,845,341.79	<b>1990 TAXES COLLECTED</b>	1,382,028.01
Civil Defense & Disaster Control		Reserve For Uncollected Taxes	146,220.37	1990 Taxes Cancelled, Abated or Adjusted	22,315.50
Environmental Inspection & Control	12,800.00	<b>CAPITAL OUTLAY TOTAL</b>	33,626.62	Transfer to Tax Title Liens or Foreclosed	5,615.34
Other Public Safety				Balance Outstanding Dec. 31, 1990	70,486.32
<b>PUBLIC WORKS</b>				<b>PRIOR YEARS TAXES OUTSTANDING</b>	
Streets and Drainage	43,620.00	Public Enterprises		Balance January 1, 1990	52,803.30
Sewers and Sewage Processing		Recreation—Culture		Collected in 1990	50,351.66
Garbage and Trash Disposal	112,790.00	Public Works	2,000.00	Cancelled, Abated or Adjusted 1990	1.95
Public Buildings and Grounds	51,250.00	Buildings and Grounds	31,626.62	Transfers to Tax Title Liens or Foreclosed	2,438.74
Other Public Works		Library and Education		Balance December 31, 1990	10.95
<b>HEALTH and WELFARE</b>		Conservation		<b>TAX TITLE LIENS OUTSTANDING</b>	
Health Services Except Environmental	1,520.00	All Other		Balance January 1, 1990	9,428.44
Welfare—Public Assistance	100.00	<b>CAPITAL DEBT AUTHORIZED, DECEMBER 31, 1990</b>		Transfer From Taxes	8,339.21
Hospital, Clinics, First Aid		<b>ISSUED AND UNISSUED GROSS DEBT NET DEBT</b>		Redeemed in 1990	6,272.15
Animal, Insect, & Rodent Control	1,950.00	School		Cancelled, Abated or Adjusted (1990)	
Other Welfare Services		Self-Liquidating		Transfers to Foreclosed Property	
<b>RECREATION and CONSERVATION</b>		Other	134,248	Balance December 31, 1990	11,495.50
Beaches and Boardwalks		Total	134,248	<b>PROPERTY ACQUIRED BY DEED OR FORECLOSURE</b>	
Parks, Playgrounds, Shade Trees	1,000.00	<b>ISSUED AND OUTSTANDING</b>		Balance January 1, 1990	
Land Reclamation & Conservation		School		Transfers From Taxes or Liens	
Other Recreational Services	1,200.00	Self-Liquidating		Sale for Cash (1990)	
<b>EDUCATION (excluding schools)</b>		Other		Cancelled, Abated or Adjusted (1990)	
Libraries	14,500.00	Total	126,900.00	Balance December 31, 1990	
Other Educational Services		<b>EQUALIZED VALUATION BASIS</b>		<b>CURRENT FINANCES DECEMBER 31, 1990</b>	
<b>STATUTORY EXPENDITURES</b>		<b>FOR NET DEBT COMPUTATION</b>	50,288,841	<b>ASSETS</b>	
Pensions & F. I. C. A.	33,748.80	<b>REAL PROPERTY VALUATIONS</b>		Cash Dec. 31, 1990	496,120.14
Employee Fringe Benefits	17,300.00	Code Class # of Parcels % VAL'N		Taxes Receivable	70,497.27
Other Statutory Expenditures	2,500.00			Tax Title Liens	11,495.50
<b>CETA And Other Public Employment Programs</b>		1 Vacant Land 95 2.72	1,532,700.00	Foreclosed Property	
<b>MUNICIPAL FUNCTIONS TOTAL</b>	614,526.67	2 Residential 502 70.52	39,673,100.00	Emergencies & Other Deferred Charges	30,100.00
<b>CAPITAL IMPROVEMENTS *MEMO*</b>	4,000.00	3 Farm 25 1.97	1,104,500.00	State and Federal Aid Receivable	63,919.02
<b>DEBT SERVICE</b>		4a Commercial 31 7.06	3,971,300.00	Other Receivables	55,686.08
Principal Payments	16,625.00	4b Industrial 13 16.68	9,383,200.00	Total	727,818.01
Interest Payments	7,524.07	4c Apartments 4 1.06	596,700.00	<b>LIABILITIES, RESERVES, AND SURPLUS</b>	
		Total	56,261,500.00	Cash Liabilities	311,907.17
<b>DEFERRED CHARGES</b>	24,426.29	Land Area 1.71 Sq. Miles		Reserves for Receivables	137,678.85
<b>SCHOOL, COUNTY, SPECIAL DISTRICT TAXES</b>	1,027,657.45	Net Valuation Taxable-Municipal	56,608,062	Surplus Dec. 31, 1990	278,231.99
<b>RESERVE FOR UNCOLLECTED TAXES</b>	146,220.37	Net Valuation Taxable-County	49,606,646	Total	727,818.01
<b>EXPENDITURES TOTAL</b>	1,836,979.85	State Equalized Valuation	61,841,261		
		State Equalization Ratio	91.49		



1915

Population 1980 7,748  
Population 1990 7,521  
S & P Rating  
Moody Rating

General Tax Rate Per \$100. 4.43  
State Equalized Tax Rate 1.39

**NEWTON TOWN - SUSSEX COUNTY**  
Form of Government  
**Council-Manager Plan B (OMCL 50)**  
Number of Members - 5

PER CAPITA:  
Gross Debt 2,241.07  
Net Debt 114.12  
Debt Service 31.96  
Total Tax Levy 927.17  
Municipal Expenditures 442.58

PER CENT:  
Gross Debt 5.01  
Net Debt .26  
Tax Levy Collected 94.70  
Tax Levy Cancelled, Abated or Adjusted .31

EXPENDITURES		REVENUES-REALIZED		1990 PROPERTY TAX	
<b>GENERAL GOVERNMENT</b>				<b>STATE EQUALIZED TAX RATE</b>	
Governing Body & Public Boards		1990 Property Taxes Collected	6,608,911.43	Local District School Taxes	1.11 4,074,934.00
Municipal Clerk		1990 Payments in Lieu of Taxes	164,515.96	Regional & Consolidated School Tax	
Financial Administration	120,695.00	Delinquent Tax & Lien Collections	306,551.58	School Taxes in Municipal Budget	
Assessment of Taxes	45,143.00	Business Personalty Replacement Taxes	246,691.04	County Taxes	.35 * 1,297,535.37
Collection of Taxes	30,705.00	Taxes from Public Utilities	495,428.00	County Library Taxes	.02 76,945.10
Planning, Housing & Development	35,255.00	Other Miscellaneous Tax Revenues		Local Municipal Purpose Taxes	.41 1,499,692.08
Human Resources	41,912.85	State Aid Revenues	89,373.72	Veteran & Senior Citizen Taxes	
Elections	8,210.00	Federal Aid Revenues		Total Taxes for Rate Computation	1.89 7,010,906.55
General Administration (other)	312,723.00	State and Local Fiscal Assistance Act Utilized		Special District Taxes	
<b>JUDICIARY</b>		Sale of Acquired Property		Bank Corp. Taxes	
Municipal Courts	65,808.00	Other Miscellaneous Revenues	544,061.23	Added and Omitted Taxes	24,153.94
<b>PUBLIC SAFETY</b>		Total	8,455,532.96	Total Taxes Levied - ABSTRACT	6,973,260.49
Fire Protection	41,331.00	Prior Years Surplus Appropriated	180,000.00	Total Taxes Billed	6,978,688.48
Police Protection	863,712.15	REVENUES TOTAL	8,635,532.96	1990 TAXES COLLECTED	6,608,911.43
Civil Defense & Disaster Control	1,150.00	Reserve For Uncollected Taxes	378,891.00	1990 Taxes Cancelled, Abated or Adjusted	21,731.87
Environmental Inspection & Control	62,797.00	CAPITAL OUTLAY TOTAL	4,390,406.07	Transfer to Tax Title Liens or Foreclosed	4,877.43
Other Public Safety				Balance Outstanding Dec. 31, 1990	343,167.75
<b>PUBLIC WORKS</b>				<b>PRIOR YEARS TAXES OUTSTANDING</b>	
Streets and Drainage	338,173.42	Public Enterprises	3,904,332.52	Balance January 1, 1990	308,541.04
Sewers and Sewage Processing	99,236.00	Recreation-Culture		Collected in 1990	304,173.59
Garbage and Trash Disposal		Public Works	747,838.94	Cancelled, Abated or Adjusted 1990	3,179.41
Public Buildings and Grounds	36,909.00	Buildings and Grounds	78,234.61	Transfers to Tax Title Liens or Foreclosed	390.46
Other Public Works		Library and Education		Balance December 31, 1990	303.18
<b>HEALTH and WELFARE</b>		Conservation		<b>TAX TITLE LIENS OUTSTANDING</b>	
Health Services Except Environmental	3,431.00	All Other		Balance January 1, 1990	14,221.97
Welfare-Public Assistance	31,257.00	CAPITAL DEBT AUTHORIZED, DECEMBER 31, 1990		Transfer From Taxes	5,323.81
Hospital, Clinics, First Aid		ISSUED AND UNISSUED		Redeemed in 1990	2,377.99
Animal, Insect, & Rodent Control	5,630.00	School	372,000	Cancelled, Abated or Adjusted (1990)	
Other Welfare Services		Self-Liquidating	15,624,817	Transfers to Foreclosed Property	
<b>RECREATION and CONSERVATION</b>		Other	858,301	Balance December 31, 1990	17,167.79
Beaches and Boardwalks		Total	16,855,118	<b>PROPERTY ACQUIRED BY DEED OR FORECLOSURE</b>	
Parks, Playgrounds, Shade Trees	60,213.00	ISSUED AND OUTSTANDING		Balance January 1, 1990	93,540.00
Land Reclamation & Conservation		School	372,000.00	Transfers From Taxes or Liens	
Other Recreational Services	43,664.00	Self-Liquidating	14,449,067.25	Sale for Cash (1990)	
<b>EDUCATION (excluding schools)</b>		Other	643,332.00	Cancelled, Abated or Adjusted (1990)	
Libraries		Total	15,464,399.85	Balance December 31, 1990	93,540.00
Other Educational Services		EQUALIZED VALUATION BASIS		<b>CURRENT FINANCES DECEMBER 31, 1990</b>	
<b>STATUTORY EXPENDITURES</b>		FOR NET DEBT COMPUTATION	330,307,765	<b>ASSETS</b>	
Pensions & F. I. C. A.	199,393.00	REAL PROPERTY VALUATIONS		Cash Dec. 31, 1990	605,909.46
Employee Fringe Benefits	181,000.00	Code Class # of Parcels % VAL'N		Taxes Receivable	343,975.93
Other Statutory Expenditures		1 Vacant Land 211 2.19		Tax Title Liens	17,167.79
CETA And Other Public Employment Programs		2 Residential 1789 67.31		Foreclosed Property	93,540.00
<b>MUNICIPAL FUNCTIONS</b>		3 Farm 3 .05		Emergencies & Other Deferred Charges	108,000.00
<b>TOTAL</b>	2,638,423.42	4a Commercial 234 22.44		State and Federal Aid Receivable	
<b>*MEMO*</b>	10,000.00	4b Industrial 10 2.63		Other Receivables	9,216.16
<b>DEBT SERVICE</b>		4c Apartments 20 5.38		Total	1,177,811.34
Principal Payments	183,334.00	Total	2272	<b>LIABILITIES, RESERVES, AND SURPLUS</b>	
Interest Payments	57,058.29	Land Area 3.30 Sq. Miles		Cash Liabilities	310,200.55
<b>DEFERRED CHARGES</b>		Net Valuation Taxable-Municipal	150,936,414	Reserves for Receivables	454,838.72
SCHOOL, COUNTY, SPECIAL DISTRICT TAXES	70,912.00	Net Valuation Taxable-County	352,110,360	Surplus Dec. 31, 1990	406,772.07
RESERVE FOR UNCOLLECTED TAXES	5,449,414.47	State Equalized Valuation	365,904,177	Total	1,177,811.34
<b>EXPENDITURES</b>		State Equalization Ratio	42.59		
<b>TOTAL</b>	8,778,033.18				

1.35

Number of Members - 6

Gross Debt	<b>1.75</b>
Net Debt	<b>1.40</b>
Tax Levy Collected	<b>97.50</b>
Tax Levy Cancelled, Abated or Adjusted	<b>.69</b>

418



0908  
Population 1980 47,019  
Population 1990 48,414  
S & P Rating  
Moody Rating BAA

General Tax Rate Per \$100. 8.55  
State Equalized Tax Rate 2.53

NORTH BERGEN TOWNSHIP - HUDSON CO.  
Form of Government  
Commission (1911)  
Number of Members - 5

PER CAPITA:  
Gross Debt 1,137.14  
Net Debt 854.72  
Debt Service 90.89  
Total Tax Levy 1,321.00  
Municipal Expenditures 799.63  
PER CENT:  
Gross Debt 2.38  
Net Debt 1.79  
Tax Levy Collected 92.59  
Tax Levy Cancelled, Abated or Adjusted .11

EXPENDITURES		REVENUES-REALIZED		1990 PROPERTY TAX	
<b>GENERAL GOVERNMENT</b>				<b>STATE EQUALIZED TAX RATE</b>	
Governing Body & Public Boards	62,500.00	1990 Property Taxes Collected	59,221,958.11	Local District School Taxes	1.06 26,030,280.00
Municipal Clerk	99,444.21	1990 Payments in Lieu of Taxes	345,976.00	Regional & Consolidated School Tax	
Financial Administration	279,037.24	Delinquent Tax & Lien Collections	2,498,512.03	School Taxes in Municipal Budget	.02 422,920.00
Assessment of Taxes	1,589,020.11	Business Personalty Replacement Taxes	1,798,746.59	County Taxes	.58 14,618,558.72
Collection of Taxes	126,613.69	Taxes from Public Utilities	2,782,025.00	County Library Taxes	
Planning, Housing & Development	41,947.51	Other Miscellaneous Tax Revenues		Local Municipal Purpose Taxes	.28 22,114,818.00
Human Resources	219,310.00	State Aid Revenues	1,592,667.14	Veteran & Senior Citizen Taxes	
Elections	22,000.00	Federal Aid Revenues		Total Taxes for Rate Computation	2.54 64,099,626.72
General Administration (other)	3,742,840.80	State and Local Fiscal Assistance Act Utilized		Special District Taxes	
<b>JUDICIARY</b>		Sale of Acquired Property		Bank Corp. Taxes	
Municipal Courts	379,179.29	Other Miscellaneous Revenues		Added and Omitted Taxes	168,545.21
<b>PUBLIC SAFETY</b>		Total	7,216,052.96	Total Taxes Levied - ABSTRACT	63,955,121.93
Fire Protection	5,596,645.05	Prior Years Surplus Appropriated	2,005,473.00	Total Taxes Billed	63,959,974.11
Police Protection	5,713,618.68	REVENUES TOTAL	77,461,410.83	1990 TAXES COLLECTED	59,221,958.11
Civil Defense & Disaster Control	33,000.00	Reserve For Uncollected Taxes	4,444,420.00	1990 Taxes Cancelled, Abated or Adjusted	72,343.92
Environmental Inspection & Control	329,974.00	CAPITAL OUTLAY TOTAL	1,481,278.87	Transfer to Tax Title Liens or Foreclosed	1,321,902.85
Other Public Safety	30,500.00			Balance Outstanding Dec. 31, 1990	3,343,769.23
<b>PUBLIC WORKS</b>		Public Enterprises		<b>PRIOR YEARS TAXES OUTSTANDING</b>	
Streets and Drainage	1,253,658.61	Recreation-Culture	20,000.00	Balance January 1, 1990	5,079,294.08
Sewers and Sewage Processing	2,940,753.00	Public Works	296,091.60	Collected in 1990	2,190,257.88
Garbage and Trash Disposal		Buildings and Grounds	1,165,187.27	Cancelled, Abated or Adjusted 1990	
Public Buildings and Grounds	197,000.00	Library and Education		Transfers to Tax Title Liens or Foreclosed	
Other Public Works	164,205.76	Conservation		Balance December 31, 1990	2,839,036.20
<b>HEALTH and WELFARE</b>		All Other		<b>TAX TITLE LIENS OUTSTANDING</b>	
Health Services Except Environmental	273,256.07	CAPITAL DEBT AUTHORIZED, DECEMBER 31, 1990		Balance January 1, 1990	2,571,251.73
Welfare-Public Assistance	91,840.00	ISSUED AND UNISSUED		Transfer From Taxes	1,321,902.85
Hospital, Clinics, First Aid	77,000.00	School	4,123,000	Redeemed in 1990	308,254.15
Animal, Insect, & Rodent Control	33,000.00	Self-Liquidating	380,000	Cancelled, Abated or Adjusted (1990)	
Other Welfare Services		Other	50,550,389	Transfers to Foreclosed Property	
<b>RECREATION and CONSERVATION</b>		Total	55,053,389	Balance December 31, 1990	3,584,900.43
Beaches and Boardwalks		ISSUED AND OUTSTANDING		<b>PROPERTY ACQUIRED BY DEED OR FORECLOSURE</b>	
Parks, Playgrounds, Shade Trees	338,500.00	School	3,802,000.00	Balance January 1, 1990	1,633,279.00
Land Reclamation & Conservation		Self-Liquidating	385,000.00	Transfers From Taxes or Liens	
Other Recreational Services	177,500.00	Other	32,059,000.00	Sale for Cash (1990)	
<b>EDUCATION (excluding schools)</b>		Total	36,246,000.00	Cancelled, Abated or Adjusted (1990)	
Libraries	553,143.00	EQUALIZED VALUATION BASIS		Balance December 31, 1990	1,633,279.00
Other Educational Services		FOR NET DEBT COMPUTATION	2,311,782,023	<b>CURRENT FINANCES DECEMBER 31, 1990</b>	
<b>STATUTORY EXPENDITURES</b>		REAL PROPERTY VALUATIONS		<b>ASSETS</b>	
Pensions & F. L. C. A.	2,291,351.00	Code Class # of Parcels % VAL'N		Cash Dec. 31, 1990	15,993,013.36
Employee Fringe Benefits	3,082,780.38	1 Vacant Land 669 4.68	34,696,075.00	Taxes Receivable	6,232,805.43
Other Statutory Expenditures	25,000.00	2 Residential 9221 49.19	364,563,033.00	Tax Title Liens	3,584,900.43
CETA And Other Public Employment Programs		3 Farm		Foreclosed Property	1,633,279.00
<b>MUNICIPAL FUNCTIONS</b>		4a Commercial 703 20.52	152,060,095.00	Emergencies & Other Deferred Charges	1,480,763.57
CAPITAL IMPROVEMENTS *MEMO*	225,000.00	4b Industrial 256 15.98	118,445,805.00	State and Federal Aid Receivable	524,199.97
<b>DEBT SERVICE</b>		4c Apartments 165 9.63	71,343,600.00	Other Receivables	1,069,434.21
Principal Payments	675,000.00	Total 11014	741,108,608.00	Total	30,518,395.97
Interest Payments	3,241,070.00	Land Area 5.40 Sq. Miles		<b>LIABILITIES, RESERVES, AND SURPLUS</b>	
<b>TYPE I SCHL DEBT *MEMO</b>	471,920.00	Net Valuation Taxable-Municipal	745,924,097	Cash Liabilities	17,179,845.54
<b>DEFERRED CHARGES</b>		Net Valuation Taxable-County	2,441,588,775	Reserves for Receivables	12,520,419.07
SCHOOL, COUNTY, SPECIAL DISTRICT TAXES	41,671,758.72	State Equalized Valuation	2,511,100,940	Surplus Dec. 31, 1990	818,131.36
RESERVE FOR UNCOLLECTED TAXES	4,444,420.00	State Equalization Ratio	29.57	Total	30,518,395.97
<b>EXPENDITURES</b>					
TOTAL	80,384,852.50				



1215

Population 1980 22,220  
 Population 1990 31,287  
 S & P Rating  
 Moody Rating AA

General Tax Rate Per \$100.

3.35

State Equalized Tax Rate

1.68

## NORTH BRUNSWICK TWP. - MIDDLESEX CO.

Form of Government

Mayor Council Administrator

Number of Members - 5

PER CAPITA:

Gross Debt 2,243.61  
 Net Debt 1,040.88  
 Debt Service 44.11  
 Total Tax Levy 1,294.05  
 Municipal Expenditures 556.26

PER CENT:

Gross Debt 3.24  
 Net Debt 1.50  
 Tax Levy Collected 97.63  
 Tax Levy Cancelled, Abated or Adjusted .06

## EXPENDITURES

## GENERAL GOVERNMENT

Governing Body & Public Boards 37,500.00  
 Municipal Clerk  
 Financial Administration 143,431.00  
 Assessment of Taxes 353,535.61  
 Collection of Taxes 93,837.96  
 Planning, Housing & Development 189,517.24  
 Human Resources 270,452.00  
 Elections 13,775.40  
 General Administration (other) 1,217,638.01

## JUDICIARY

Municipal Courts 321,614.00

## PUBLIC SAFETY

Fire Protection 261,724.46  
 Police Protection 4,159,667.29  
 Civil Defense & Disaster Control 24,900.00  
 Environmental Inspection & Control 409,592.28  
 Other Public Safety

## PUBLIC WORKS

Streets and Drainage 576,400.00  
 Sewers and Sewage Processing 2,247,484.36  
 Garbage and Trash Disposal  
 Public Buildings and Grounds 200,650.00  
 Other Public Works 170,736.00

## HEALTH and WELFARE

Health Services Except Environmental 20,353.28  
 Welfare-Public Assistance 64,900.00  
 Hospital, Clinics, First Aid 725.00  
 Animal, Insect, & Rodent Control 17,731.23  
 Other Welfare Services

## RECREATION and CONSERVATION

Beaches and Boardwalks 274,650.00  
 Parks, Playgrounds, Shade Trees 33,465.15  
 Land Reclamation & Conservation 399,349.48  
 Other Recreational Services

## EDUCATION (excluding schools)

Libraries 612,003.55  
 Other Educational Services 5,500.00

## STATUTORY EXPENDITURES

Pensions & F. I. C. A. 1,105,876.31  
 Employee Fringe Benefits 1,134,800.00  
 Other Statutory Expenditures 20,000.00

## CETA And Other Public Employment Programs

MUNICIPAL FUNCTIONS TOTAL 14,381,909.61

## CAPITAL IMPROVEMENTS

\*MEMO\* 435,000.00

## DEBT SERVICE

Principal Payments 740,000.00  
 Interest Payments 640,032.80

## DEFERRED CHARGES

SCHOOL, COUNTY, SPECIAL DISTRICT TAXES 31,613,115.58

## RESERVE FOR UNCOLLECTED TAXES

EXPENDITURES TOTAL 49,016,953.29

## REVENUES-REALIZED

1990 Property Taxes Collected 39,642,526.22  
 1990 Payments in Lieu of Taxes 90,000.00  
 Delinquent Tax & Lien Collections 1,145,298.96  
 Business Personalty Replacement Taxes 1,104,157.36  
 Taxes from Public Utilities 2,582,256.38  
 Other Miscellaneous Tax Revenues  
 State Aid Revenues 340,227.66  
 Federal Aid Revenues  
 State and Local Fiscal Assistance Act Utilized  
 Sale of Acquired Property  
 Other Miscellaneous Revenues

Prior Years Surplus Appropriated  
 REVENUES TOTAL 49,395,032.38  
 Reserve For Uncollected Taxes 1,627,373.25  
 CAPITAL OUTLAY TOTAL 9,185,543.32

Public Enterprises 4,470,245.60  
 Recreation-Culture  
 Public Works 60,515.26  
 Buildings and Grounds 4,653,283.10  
 Library and Education 1,499.34  
 Conservation  
 All Other

## CAPITAL DEBT AUTHORIZED, DECEMBER 31, 1990

ISSUED AND UNISSUED	GROSS DEBT	NET DEBT
School	11,768,000	
Self-Liquidating	28,765,773	2,903,961
Other	29,662,000	29,662,000
Total	70,195,773	32,565,961

## ISSUED AND OUTSTANDING

School	11,768,000.00
Self-Liquidating	13,853,545.42
Other	12,827,000.00
Total	38,448,545.42

## EQUALIZED VALUATION BASIS

FOR NET DEBT COMPUTATION 2,169,445,346

## REAL PROPERTY VALUATIONS

Code	Class	# of Parcels	% VAL'N	ASSESSED VALUATION
1	Vacant Land	1979	4.51	52,957,600.00
2	Residential	7308	55.06	646,870,600.00
3	Farm	27	.11	1,342,900.00
4a	Commercial	269	12.08	141,879,000.00
4b	Industrial	56	19.78	232,418,700.00
4c	Apartments	26	8.46	99,416,100.00
Total		9665		1,174,884,900.00

Land Area 12.00 Sq. Miles

Net Valuation Taxable-Municipal 1,179,093,878  
 Net Valuation Taxable-County 2,410,653,497  
 State Equalized Valuation 2,343,685,083  
 State Equalization Ratio 50.22

## 1990 PROPERTY TAX

STATE EQUALIZED TAX RATE  
 Local District School Taxes .94 22,049,023.00  
 Regional & Consolidated School Tax  
 School Taxes in Municipal Budget  
 County Taxes .41 9,564,092.58  
 County Library Taxes  
 Local Municipal Purpose Taxes .33 7,770,677.02  
 Veteran & Senior Citizen Taxes 157,600.00  
 Total Taxes for Rate Computation 1.68 39,541,392.60  
 Special District Taxes  
 Bank Corp. Taxes  
 Added and Omitted Taxes 1,103,167.22  
 Total Taxes Levied - ABSTRACT 40,486,959.82  
 Total Taxes Billed 40,602,812.13  
 1990 TAXES COLLECTED 39,642,526.22  
 1990 Taxes Cancelled, Abated or Adjusted 24,027.59  
 Transfer to Tax Title Liens or Foreclosed 188,241.32  
 Balance Outstanding Dec. 31, 1990 748,017.00

## PRIOR YEARS TAXES OUTSTANDING

Balance January 1, 1990 1,433,271.12  
 Collected in 1990 1,088,857.79  
 Cancelled, Abated or Adjusted 1990 39,769.93  
 Transfers to Tax Title Liens or Foreclosed 143,277.50  
 Balance December 31, 1990 161,365.90

## TAX TITLE LIENS OUTSTANDING

Balance January 1, 1990 189,013.64  
 Transfer From Taxes 357,324.51  
 Redeemed in 1990 56,441.19  
 Cancelled, Abated or Adjusted (1990)  
 Transfers to Foreclosed Property  
 Balance December 31, 1990 489,896.96

## PROPERTY ACQUIRED BY DEED OR

FORECLOSURE  
 Balance January 1, 1990 130,057.00  
 Transfers From Taxes or Liens  
 Sale for Cash (1990)  
 Cancelled, Abated or Adjusted (1990)  
 Balance December 31, 1990 130,057.00

## CURRENT FINANCES DECEMBER 31, 1990

ASSETS  
 Cash Dec. 31, 1990 5,187,867.43  
 Taxes Receivable 909,382.90  
 Tax Title Liens 489,896.96  
 Foreclosed Property 130,057.00  
 Emergencies & Other Deferred Charges  
 State and Federal Aid Receivable 40,555.00  
 Other Receivables 241,087.84  
 Total 6,998,847.13

## LIABILITIES, RESERVES, AND SURPLUS

Cash Liabilities 1,351,415.48  
 Reserves for Receivables 1,770,424.70  
 Surplus Dec. 31, 1990 3,877,006.95  
 Total 6,998,847.13

0715

Population 1980 5,832  
 Population 1990 6,706  
 S & P Rating  
 Moody Rating A1

General Tax Rate Per \$100.

4.15

State Equalized Tax Rate

1.71

## NORTH CALDWELL TOWNSHIP - ESSEX CO.

Form of Government

Borough Council

Number of Members - 6

PER CAPITA:

Gross Debt 312.98  
 Net Debt 175.73  
 Debt Service 34.00  
 Total Tax Levy 1,908.67  
 Municipal Expenditures 602.44

PER CENT:

Gross Debt .30  
 Net Debt .17  
 Tax Levy Collected 97.86  
 Tax Levy Cancelled, Abated or Adjusted .13

EXPENDITURES		REVENUES-REALIZED		1990 PROPERTY TAX	
GENERAL GOVERNMENT		1990 Property Taxes Collected		STATE EQUALIZED TAX RATE	
Governing Body & Public Boords		1990 Poyments in Lieu of Taxes	12,535,535.22	Local District Schaal Taxes	3,387,707.00
Municipal Clerk	44,425.00	Delinquent Tax & Lien Collections	173,841.18	Regional & Consalidated Schaal Tax	2,619,880.58
Financial Administration	14,400.00	Business Personalty Replacement Taxes	26,801.92	Schaal Taxes in Municipal Budget	
Assessment of Taxes	37,810.00	Taxes from Public Utilities	402,450.00	County Taxes	4,346,738.74
Collection of Taxes	23,770.00	Other Miscellaneous Tax Revenues	191,621.23	County Library Taxes	
Planning, Housing & Development	52,149.78	State Aid Revenues		Local Municipal Purpose Taxes	2,400,767.53
Human Resources	1,900.00	Federal Aid Revenues		Veteran & Senior Citizen Taxes	23,900.00
Elections	416,230.56	State and Local Fiscal Assistance Act Utilized		Total Taxes far Rate Computation	12,778,993.85
General Administration (other)		Sale of Acquired Property		Special District Taxes	
JUDICIARY		Other Miscellaneous Revenues	543,861.68	Bank Corp. Taxes	
Municipal Courts	53,979.46			Added and Omitted Taxes	44,431.63
PUBLIC SAFETY		Prior Years Surplus Appropriated	400,000.00	Total Taxes Levied - ABSTRACT	12,799,525.48
Fire Protection	37,550.00	REVENUES TOTAL	14,274,111.23	Total Taxes Billed	12,810,047.43
Police Protection	842,560.76	Reserve For Uncollected Taxes	310,819.26	1990 TAXES COLLECTED	12,535,535.22
Civil Defense & Disoster Contral	800.00			1990 Taxes Cancelled, Abated or Adjusted	16,031.24
Environmental Inspection & Contral	67,430.00			Transfer to Tax Title Liens or Foreclosed	2,116.50
Other Public Safety				Balance Outstanding Dec. 31, 1990	256,364.47
PUBLIC WORKS		CAPITAL OUTLAY TOTAL	173,798.12	PRIOR YEARS TAXES OUTSTANDING	
Streets and Drainage	413,165.00	Public Enterprises	48,695.48	Balance January 1, 1990	174,242.18
Sewers and Sewage Processing	404,000.00	Recreation-Culture		Collected in 1990	173,841.13
Gorbage and Trash Disposal	563,437.08	Public Works	3,825.00	Cancelled, Abated or Adjusted 1990	
Public Buildings and Grounds	59,630.00	Buildings and Grounds	121,277.64	Transfers to Tax Title Liens or Foreclosed	
Other Public Works		Library and Education		Balance December 31, 1990	401.00
HEALTH and WELFARE		Conservation		TAX TITLE LIENS OUTSTANDING	
Health Services Except Environmental	23,048.00	All Other		Balance January 1, 1990	
Welfare-Public Assistance	7,130.00			Transfer Fram Taxes	
Hospital, Clinics, First Aid		CAPITAL DEBT AUTHORIZED, DECEMBER 31, 1990		Redeemed in 1990	
Animal, Insect, & Rodent Control		ISSUED AND UNISSUED		Cancelled, Abated or Adjusted (1990)	
Other Welfare Services		School	363,436	Transfers to Foreclosed Property	
RECREATION and CONSERVATION		Self-Liquidating	726,800	Balance December 31, 1990	
Beaches and Boardwalks		Other	1,008,622	PROPERTY ACQUIRED BY DEED OR	
Parks, Playgrounds, Shade Trees	76,735.00	Total	2,098,858	FORECLOSURE	
Land Reclamation & Conservation	23,600.00			Balance January 1, 1990	638,983.50
Other Recreational Services		ISSUED AND OUTSTANDING		Transfers Fram Taxes or Liens	2,116.50
EDUCATION (excluding schools)		School	363,436.73	Sale far Cash (1990)	
Libraries		Self-Liquidating	726,800.00	Cancelled, Abated or Adjusted (1990)	
Other Educational Services	500.00	Other	918,372.79	Balance December 31, 1990	641,100.00
STATUTORY EXPENDITURES		Total	2,008,609.57	CURRENT FINANCES DECEMBER 31, 1990	
Pensions & F. I. C. A.	195,346.00	EQUALIZED VALUATION BASIS		ASSETS	
Employee Fringe Benefits	66,043.54	FOR NET DEBT COMPUTATION	694,839,395	Cash Dec. 31, 1990	2,872,490.48
Other Statutory Expenditures	2,000.00	REAL PROPERTY VALUATIONS		Taxes Receivable	256,765.47
CETA And Other Public Employment Programs		Code Class # of Parcels % VAL'N	ASSESSED VALUATION	Tax Title Liens	
MUNICIPAL FUNCTIONS TOTAL	3,437,730.18	1 Vacant Land 162 2.61	8,029,000.00	Foreclosed Property	641,100.00
CAPITAL IMPROVEMENTS *MEMO*		2 Residential 1953 95.01	292,255,900.00	Emergencies & Other Deferred Charges	4,000.00
DEBT SERVICE		3 Farm 2 .05	142,300.00	State and Federal Aid Receivable	
Principal Payments	161,161.29	4a Commercial 15 1.86	5,708,300.00	Other Receivables	15,280.93
Interest Payments	66,836.84	4b Industrial 11 .48	1,469,700.00	Total	3,789,642.88
DEFERRED CHARGES	63,332.12	4c Apartments		LIABILITIES, RESERVES, AND SURPLUS	
SCHOOL, COUNTY, SPECIAL DISTRICT TAXES	10,354,326.32	Total 2143	307,605,200.00	Cash Liabilities	1,904,147.43
RESERVE FOR UNCOLLECTED TAXES	310,819.26	Land Area 2.90 Sq. Miles		Reserves far Receivables	913,352.40
EXPENDITURES TOTAL	14,394,256.01	Net Valuation Taxable-Municipal	307,973,400	Surplus Dec. 31, 1990	972,143.05
		Net Valuation Taxable-County	728,027,809	Total	3,789,642.88
		State Equalized Valuation	745,716,395		
		State Equalization Ratio	41.27		



1606

Population 1980 8,177  
 Population 1990 7,987  
 S & P Rating  
 Moody Rating AAA

General Tax Rate Per \$100.

3.35

State Equalized Tax Rate

1.92

## NORTH HALEDON BOROUGH - PASSAIC CO.

Form of Government

Borough Council

Number of Members - 6

PER CAPITA:

Gross Debt 2,079.54

Net Debt 1,935.53

Debt Service 177.68

Total Tax Levy 1,382.88

Municipal Expenditures 628.77

PER CENT:

Gross Debt 2.99

Net Debt 2.79

Tox Levy Collected 98.22

Tax Levy Cancelled, Abated or Adjusted .29

EXPENDITURES		REVENUES-REALIZED		1990 PROPERTY TAX	
<b>GENERAL GOVERNMENT</b>				<b>STATE EQUALIZED TAX RATE</b>	
Governing Body & Public Boards	7,275.00	1990 Property Taxes Collected	10,863,469.85	Local District School Taxes	2,654,528.57
Municipal Clerk	87,657.95	1990 Payments in Lieu of Taxes		Regional & Consolidated School Tax	2,458,839.59
Financial Administration	91,118.50	Delinquent Tax & Lien Collections	123,567.61	School Taxes in Municipal Budget	
Assessment of Taxes	12,130.00	Business Personalty Replacement Taxes	40,457.80	County Taxes	2,578,075.50
Collection of Taxes	32,252.00	Taxes from Public Utilities	403,555.00	County Library Taxes	
Planning, Housing & Development	25,273.00	Other Miscellaneous Tax Revenues		Local Municipal Purpose Taxes	3,340,324.05
Human Resources	42,082.50	State Aid Revenues	136,579.75	Veteran & Senior Citizen Taxes	97,850.00
Elections	3,095.36	Federal Aid Revenues		Total Taxes for Rate Computation	11,129,617.71
General Administration (other)	352,952.50	State and Local Fiscal Assistance Act Utilized		Special District Taxes	
<b>JUDICIARY</b>		Sale of Acquired Property		Bank Corp. Taxes	
Municipal Courts	41,706.81	Other Miscellaneous Revenues	597,839.62	Added and Omitted Taxes	13,321.71
<b>PUBLIC SAFETY</b>		Total	12,165,469.63	Total Taxes Levied - ABSTRACT	11,045,089.42
Fire Protection	73,127.10	Prior Years Surplus Appropriated	649,000.00	Total Taxes Billed	11,060,321.91
Police Protection	771,407.14	<b>REVENUES TOTAL</b>	12,814,469.63	<b>1990 TAXES COLLECTED</b>	10,863,469.85
Civil Defense & Disaster Control	2,000.00	Reserve For Uncollected Taxes	254,606.54	1990 Taxes Cancelled, Abated or Adjusted	32,287.30
Environmental Inspection & Control	38,349.40	<b>CAPITAL OUTLAY TOTAL</b>	793,246.22	Transfer to Tax Title Liens or Foreclosed	3,266.25
Other Public Safety				Balance Outstanding Dec. 31, 1990	161,298.51
<b>PUBLIC WORKS</b>				<b>PRIOR YEARS TAXES OUTSTANDING</b>	
Streets and Drainage	366,425.42	Public Enterprises		Balance January 1, 1990	123,567.61
Sewers and Sewage Processing	523,420.00	Recreation-Culture		Collected in 1990	123,567.61
Garbage and Trash Disposal	180,824.00	Public Works	669,237.18	Cancelled, Abated or Adjusted 1990	
Public Buildings and Grounds	4,415.04	Buildings and Grounds	124,009.04	Transfers to Tax Title Liens or Foreclosed	
Other Public Works	42,393.27	Library and Education		Balance December 31, 1990	
<b>HEALTH and WELFARE</b>		Conservation		<b>TAX TITLE LIENS OUTSTANDING</b>	
Health Services Except Environmental	21,715.00	All Other		Balance January 1, 1990	16,972.05
Welfare-Public Assistance	8,575.00	<b>CAPITAL DEBT AUTHORIZED, DECEMBER 31, 1990</b>		Transfer From Taxes	3,266.25
Hospital, Clinics, First Aid		<b>ISSUED AND UNISSUED</b>		Redeemed in 1990	
Animal, Insect, & Rodent Control		School	1,111,510	Cancelled, Abated or Adjusted (1990)	
Other Welfare Services		Self-Liquidating		Transfers to Foreclosed Property	
<b>RECREATION and CONSERVATION</b>		Other	15,497,803	Balance December 31, 1990	20,238.30
Beaches and Boardwalks		Total	16,609,313	<b>PROPERTY ACQUIRED BY DEED OR FORECLOSURE</b>	
Parks, Playgrounds, Shade Trees		<b>ISSUED AND OUTSTANDING</b>		Balance January 1, 1990	42,400.00
Land Reclamation & Conservation	110,001.21	School		Transfers From Taxes or Liens	
Other Recreational Services	43,704.68	Self-Liquidating		Sale for Cash (1990)	
<b>EDUCATION (excluding schools)</b>		Other		Cancelled, Abated or Adjusted (1990)	
Libraries	190,863.12	Total	15,573,254.29	Balance December 31, 1990	42,400.00
Other Educational Services		<b>EQUALIZED VALUATION BASIS FOR NET DEBT COMPUTATION</b>	554,739,844	<b>CURRENT FINANCES DECEMBER 31, 1990</b>	
<b>STATUTORY EXPENDITURES</b>		<b>REAL PROPERTY VALUATIONS</b>		<b>ASSETS</b>	
Pensions & F. I. C. A.	177,614.70	Code Class # of Parcels % VAL'N		Cash Dec. 31, 1990	825,489.37
Employee Fringe Benefits	67,205.33	1 Vacant Land 126 3.50		Taxes Receivable	161,298.51
Other Statutory Expenditures		2 Residential 2321 90.41		Tax Title Liens	20,238.30
<b>CETA And Other Public Employment Programs</b>		3 Farm 8 .15		Foreclosed Property	42,400.00
<b>MUNICIPAL FUNCTIONS TOTAL</b>	3,329,584.03	4a Commercial 55 5.16		Emergencies & Other Deferred Charges	118,048.80
<b>CAPITAL IMPROVEMENTS *MEMO*</b>	30,000.00	4b Industrial 7 .78		State and Federal Aid Receivable	4,032.09
<b>DEBT SERVICE</b>		4c Apartments		Other Receivables	30,291.12
Principal Payments	297,461.00	Total 2517	329,154,900.00	Total	1,201,798.19
Interest Payments	1,121,679.99	Land Area 3.50 Sq. Miles		<b>LIABILITIES, RESERVES, AND SURPLUS</b>	
<b>DEFERRED CHARGES</b>		Net Valuation Taxable-Municipal	329,781,700	Cash Liabilities	217,761.69
SCHOOL, COUNTY, SPECIAL DISTRICT TAXES	7,691,443.66	Net Valuation Taxable-County	579,253,580	Reserves for Receivables	254,227.93
RESERVE FOR UNCOLLECTED TAXES	254,606.54	State Equalized Valuation	574,067,392	Surplus Dec. 31, 1990	729,808.57
<b>EXPENDITURES TOTAL</b>	12,713,435.22	State Equalization Ratio	57.40	Total	1,201,798.19



0326

Population 1980 9,050  
 Population 1990 9,994  
 S & P Rating  
 Moody Rating

General Tax Rate Per \$100. 1.76  
 State Equalized Tax Rate 1.62

NORTH HANOVER TWP. - BURLINGTON CO.  
 Form of Government  
 Township Committee  
 Number of Members - 5

PER CAPITA:  
 Gross Debt 51.43  
 Net Debt 49.27  
 Debt Service 4.53  
 Total Tax Levy 298.25  
 Municipal Expenditures 162.79

PER CENT:  
 Gross Debt .34  
 Net Debt .32  
 Tax Levy Collected 93.13  
 Tax Levy Cancelled, Abated or Adjusted .43

EXPENDITURES		REVENUES-REALIZED		1990 PROPERTY TAX	
<b>GENERAL GOVERNMENT</b>				<b>STATE EQUALIZED TAX RATE</b>	
Governing Body & Public Boards		1990 Property Taxes Collected	2,776,949.00	Local District School Taxes	1,050,000.00
Municipal Clerk		1990 Payments in Lieu of Taxes		Regional & Consolidated School Tax	718,056.57
Financial Administration	50,375.00	Delinquent Tax & Lien Collections	98,841.00	School Taxes in Municipal Budget	
Assessment of Taxes	17,400.00	Business Personalty Replacement Taxes	21,776.00	County Taxes	947,820.53
Collection of Taxes	25,525.00	Taxes from Public Utilities	499,650.00	County Library Taxes	54,713.04
Planning, Housing & Development	14,850.00	Other Miscellaneous Tax Revenues		Local Municipal Purpose Taxes	81,268.00
Human Resources	38,529.00	State Aid Revenues	42,491.00	Veteran & Senior Citizen Taxes	18,400.00
Elections		Federal Aid Revenues		Total Taxes for Rate Computation	2,870,258.14
General Administration (other)	257,050.00	State and Local Fiscal Assistance Act Utilized		Special District Taxes	
<b>JUDICIARY</b>		Sale of Acquired Property		Bank Corp. Taxes	
Municipal Courts	58,300.00	Other Miscellaneous Revenues	472,005.00	Added and Omitted Taxes	126,937.00
<b>PUBLIC SAFETY</b>		Total	3,911,712.00	Total Taxes Levied - ABSTRACT	2,980,795.14
Fire Protection	34,621.00	Prior Years Surplus Appropriated	730,000.00	Total Taxes Billed	2,981,691.00
Police Protection	211,675.00	REVENUES TOTAL	4,641,712.00	1990 TAXES COLLECTED	2,776,949.00
Civil Defense & Disaster Control	5,640.00	Reserve For Uncollected Taxes	147,864.00	1990 Taxes Cancelled, Abated or Adjusted	12,823.00
Environmental Inspection & Control	104,310.00	<b>CAPITAL OUTLAY TOTAL</b>	70,815.00	Transfer to Tax Title Liens or Foreclosed	29,777.00
Other Public Safety		Public Enterprises		Balance Outstanding Dec. 31, 1990	162,142.00
<b>PUBLIC WORKS</b>		Recreation-Culture	1,545.00	<b>PRIOR YEARS TAXES OUTSTANDING</b>	
Streets and Drainage	176,300.00	Public Works	12,354.00	Balance January 1, 1990	125,467.00
Sewers and Sewage Processing	125,300.00	Buildings and Grounds	56,917.00	Collected in 1990	95,720.00
Public Buildings and Grounds	67,830.00	Library and Education		Cancelled, Abated or Adjusted 1990	1,738.00
Other Public Works		Conservation		Transfers to Tax Title Liens or Foreclosed	28,009.00
<b>HEALTH and WELFARE</b>		All Other		Balance December 31, 1990	
Health Services Except Environmental	1,900.00	<b>CAPITAL DEBT AUTHORIZED, DECEMBER 31, 1990</b>		<b>TAX TITLE LIENS OUTSTANDING</b>	
Welfare-Public Assistance	20,760.00	ISSUED AND UNISSUED		Balance January 1, 1990	
Hospital, Clinics, First Aid		School	16,541	Transfer From Taxes	61,277.00
Animal, Insect, & Rodent Control	500.00	Self-Liquidating	497,450	Redeemed in 1990	3,121.00
Other Welfare Services		Other	513,991	Cancelled, Abated or Adjusted (1990)	
<b>RECREATION and CONSERVATION</b>		Total	513,991	Transfers to Foreclosed Property	58,156.00
Beaches and Boardwalks		ISSUED AND OUTSTANDING		Balance December 31, 1990	
Parks, Playgrounds, Shade Trees	29,550.00	School	16,541.43	<b>PROPERTY ACQUIRED BY DEED OR FORECLOSURE</b>	
Land Reclamation & Conservation	13,730.00	Self-Liquidating	497,450.00	Balance January 1, 1990	10,840.00
Other Recreational Services	7,500.00	Other	497,450.00	Transfers From Taxes or Liens	
<b>EDUCATION (excluding schools)</b>		Total	513,991.43	Sale for Cash (1990)	
Libraries	100.00	EQUALIZED VALUATION BASIS		Cancelled, Abated or Adjusted (1990)	
Other Educational Services		FOR NET DEBT COMPUTATION	152,349,030	Balance December 31, 1990	10,840.00
<b>STATUTORY EXPENDITURES</b>		<b>REAL PROPERTY VALUATIONS</b>		<b>CURRENT FINANCES DECEMBER 31, 1990</b>	
Pensions & F. L. C. A.	70,000.00	Code Class # of Parcels % VAL'N		<b>ASSETS</b>	
Employee Fringe Benefits	79,500.00	1 Vacant Land 261 8.22	13,226,000.00	Cash Dec. 31, 1990	1,460,816.00
Other Statutory Expenditures	5,000.00	2 Residential 695 62.57	100,721,260.00	Taxes Receivable	162,142.00
CETA And Other Public Employment Programs		3 Farm 240 10.35	16,660,700.00	Tax Title Liens	58,156.00
<b>MUNICIPAL FUNCTIONS</b>		4a Commercial 60 14.18	22,828,900.00	Foreclosed Property	10,840.00
<b>CAPITAL IMPROVEMENTS</b>	<b>*MEMO*</b>	4b Industrial 9 4.68	7,527,900.00	Emergencies & Other Deferred Charges	45,000.00
<b>DEBT SERVICE</b>		4c Apartments 1265	160,964,760.00	State and Federal Aid Receivable	32,125.00
Principal Payments	13,424.00	Total		Other Receivables	33,638.00
Interest Payments	32,331.00	Land Area 17.38 Sq. Miles		Total	1,802,717.00
<b>DEFERRED CHARGES</b>		Net Valuation Taxable-Municipal	162,088,293	<b>LIABILITIES, RESERVES, AND SURPLUS</b>	
<b>SCHOOL, COUNTY, SPECIAL DISTRICT TAXES</b>		Net Valuation Taxable-County	163,433,362	Cash Liabilities	879,471.00
<b>RESERVE FOR UNCOLLECTED TAXES</b>		State Equalized Valuation	175,819,387	Reserves for Receivables	264,776.00
<b>EXPENDITURES TOTAL</b>	4,397,520.14	State Equalization Ratio	92.14	Surplus Dec. 31, 1990	658,470.00
				Total	1,802,717.00

1814

Population 1980 19,103  
 Population 1990 18,820  
 S & P Rating  
 Moody Rating A

General Tax Rate Per \$100.

2.27

State Equalized Tax Rate

2.39

## NORTH PLAINFIELD BORO. - SOMERSET CO.

Form of Government

Mayor-Council Plan E (OMCL 50)

Number of Members - 7

PER CAPITA:

Gross Debt 464.30

Net Debt 248.62

Debt Service 38.78

Total Tax Levy 1,132.71

Municipal Expenditures 423.28

PER CENT:

Gross Debt 1.02

Net Debt .54

Tax Levy Collected 95.83

Tax Levy Cancelled, Abated

or Adjusted 1.08

EXPENDITURES		REVENUES-REALIZED		1990 PROPERTY TAX	
GENERAL GOVERNMENT				STATE EQUALIZED TAX RATE	
Governing Body & Public Boards	4,675.00	1990 Property Taxes Collected	20,498,758.77	Local District School Taxes	1.30
Municipal Clerk	89,335.05	1990 Payments in Lieu of Taxes	6,315.26	Regional & Consolidated School Tax	
Financial Administration	162,059.73	Delinquent Tax & Lien Collections	351,756.55	School Taxes in Municipal Budget	
Assessment of Taxes	33,182.16	Business Personalty Replacement Taxes	142,670.68	County Taxes	.42 *
Collection of Taxes		Taxes from Public Utilities	852,025.00	County Library Taxes	.02
Planning, Housing & Development	12,364.55	Other Miscellaneous Tax Revenues		Local Municipal Purpose Taxes	.64
Human Resources	123,577.72	State Aid Revenues	239,147.19	Veteran & Senior Citizen Taxes	
Elections		Federal Aid Revenues		Total Taxes for Rate Computation	2.38
General Administration (other)	963,379.60	State and Local Fiscal Assistance Act Utilized		Special District Taxes	
JUDICIARY		Sale of Acquired Property		Bank Corp. Taxes	
Municipal Courts	143,910.61	Other Miscellaneous Revenues	898,433.41	Added and Omitted Taxes	
PUBLIC SAFETY		Total	22,989,106.86	Total Taxes Levied - ABSTRACT	2,121.13
Fire Protection	1,132,230.59	Prior Years Surplus Appropriated	15,000.00	Total Taxes Billed	21,317,527.61
Police Protection	1,992,139.96	REVENUES TOTAL	23,004,106.86	1990 TAXES COLLECTED	20,498,758.77
Civil Defense & Disaster Control		Reserve For Uncollected Taxes	620,600.00	1990 Taxes Cancelled, Abated or Adjusted	231,050.43
Environmental Inspection & Control	112,708.36	CAPITAL OUTLAY TOTAL	314,754.64	Transfer to Tax Title Liens or Foreclosed	24,291.27
Other Public Safety				Balance Outstanding Dec. 31, 1990	637,315.71
PUBLIC WORKS				PRIOR YEARS TAXES OUTSTANDING	
Streets and Drainage	538,485.28	Public Enterprises		Balance January 1, 1990	438,519.72
Sewers and Sewage Processing	279,125.80	Recreation-Culture	384.00	Collected in 1990	351,756.55
Garbage and Trash Disposal		Public Works	302,378.40	Cancelled, Abated or Adjusted 1990	63,120.72
Public Buildings and Grounds	70,452.82	Buildings and Grounds	11,992.24	Transfers to Tax Title Liens or Foreclosed	21,898.89
Other Public Works		Library and Education		Balance December 31, 1990	1,743.56
HEALTH and WELFARE		Conservation		TAX TITLE LIENS OUTSTANDING	
Health Services Except Environmental	59,812.16	All Other		Balance January 1, 1990	3,114.68
Welfare-Public Assistance	40,249.24	CAPITAL DEBT AUTHORIZED, DECEMBER 31, 1990		Transfer From Taxes	48,859.86
Hospital, Clinics, First Aid		ISSUED AND UNISSUED		Redeemed in 1990	
Animal, Insect, & Rodent Control		School	3,931,000	Cancelled, Abated or Adjusted (1990)	
Other Welfare Services		Self-Liquidating	159,750	Transfers to Foreclosed Property	
RECREATION and CONSERVATION		Other	4,647,450	Balance December 31, 1990	51,974.54
Beaches and Boardwalks		Total	8,738,200	PROPERTY ACQUIRED BY DEED OR FORECLOSURE	
Parks, Playgrounds, Shade Trees	27,050.00	ISSUED AND OUTSTANDING		Balance January 1, 1990	396,200.00
Land Reclamation & Conservation		School	3,931,000.00	Transfers From Taxes or Liens	
Other Recreational Services	71,874.79	Self-Liquidating	159,750.00	Sale for Cash (1990)	
EDUCATION (excluding schools)		Other	3,623,250.00	Cancelled, Abated or Adjusted (1990)	
Libraries	46,011.88	Total	7,714,000.00	Balance December 31, 1990	396,200.00
Other Educational Services		EQUALIZED VALUATION BASIS		CURRENT FINANCES DECEMBER 31, 1990	
STATUTORY EXPENDITURES		FOR NET DEBT COMPUTATION	859,648,334	ASSETS	
Pensions & F. I. C. A.	636,029.70	REAL PROPERTY VALUATIONS		Cash Dec. 31, 1990	692,284.10
Employee Fringe Benefits		Code Class # of Parcels % VAL'N		Taxes Receivable	639,059.27
Other Statutory Expenditures	100.00	1 Vacant Land 115 .60	5,598,700.00	Tax Title Liens	51,974.54
CETA And Other Public Employment Programs		2 Residential 4981 80.21	753,791,100.00	Foreclosed Property	396,200.00
MUNICIPAL FUNCTIONS TOTAL	6,545,815.00	3 Farm		Emergencies & Other Deferred Charges	194,400.00
CAPITAL IMPROVEMENTS *MEMO*	56,500.00	4a Commercial 224 12.27	115,275,300.00	State and Federal Aid Receivable	20,000.00
DEBT SERVICE		4b Industrial 4 .24	2,227,800.00	Other Receivables	36,182.32
Principal Payments	450,000.00	4c Apartments 27 6.69	62,826,300.00	Total	2,030,100.23
Interest Payments	279,879.55	Total	939,719,200.00	LIABILITIES, RESERVES, AND SURPLUS	
DEFERRED CHARGES	69,744.73	Land Area 2.70 Sq. Miles		Cash Liabilities	651,416.98
SCHOOL, COUNTY, SPECIAL DISTRICT TAXES	15,567,626.85	Net Valuation Taxable-Municipal	942,259,694	Reserves for Receivables	1,123,416.13
RESERVE FOR UNCOLLECTED TAXES	620,600.00	Net Valuation Taxable-County	879,227,110	Surplus Dec. 31, 1990	255,267.12
EXPENDITURES TOTAL	23,533,686.13	State Equalized Valuation	896,489,505	Total	2,030,100.23
		State Equalization Ratio	105.12		

\*Includes County Health Service Taxes, County Vocational School Taxes, or County Open Space Tax. See Table 13.



0507

Population 1980 4,714  
 Population 1990 5,017  
 S & P Rating BBB  
 Moody Rating BAA1

General Tax Rate Per \$100. 1.93  
 State Equalized Tax Rate 1.97

**NORTH WILDWOOD CITY - CAPE MAY CO.**  
 Form of Government  
 City Charter Act (P.L. 1899 c.52)  
 Number of Members - 7

PER CAPITA: Gross Debt 1,891.86 PER CENT: Gross Debt 1.59  
 Net Debt 1,770.28 Net Debt 1.49  
 Debt Service 239.99 Tax Levy Collected 87.87  
 Total Tax Levy 2,631.10 Tax Levy Cancelled, Abated  
 Municipal Expenditures 2,529.48 or Adjusted .68

EXPENDITURES		REVENUES-REALIZED		1990 PROPERTY TAX	
GENERAL GOVERNMENT		1990 Property Taxes Collected		STATE EQUALIZED TAX RATE — .51	
Governing Body & Public Boards		1990 Payments in Lieu of Taxes	11,598,894.68	Local District School Taxes	3,383,771.43
Municipal Clerk	107,756.36	Delinquent Tax & Lien Collections	1,152,653.28	Regional & Consolidated School Tax	
Financial Administration	68,487.56	Business Personalty Replacement Taxes	98,178.96	School Taxes in Municipal Budget	
Assessment of Taxes	11,583.00	Taxes from Public Utilities	419,066.00	County Taxes	.38 *
Collection of Taxes	12,380.00	Other Miscellaneous Tax Revenues		County Library Taxes	.02
Planning, Housing & Development	48,011.72	State Aid Revenues	49,664.56	Local Municipal Purpose Taxes	1.07
Human Resources	1,000.00	Federal Aid Revenues		Veteran & Senior Citizen Taxes	90,050.00
Elections	1,111,878.06	State and Local Fiscal Assistance Act Utilized		Total Taxes for Rate Computation	1.98
General Administration (other)		Sale of Acquired Property		Special District Taxes	
JUDICIARY		Other Miscellaneous Revenues	3,507,865.77	Bank Corp. Taxes	
Municipal Courts	116,590.49	Prior Years Surplus Appropriated	969,000.00	Added and Omitted Taxes	59,963.79
PUBLIC SAFETY		REVENUES TOTAL	17,795,323.25	Total Taxes Levied - ABSTRACT	13,200,246.68
Fire Protection	409,847.90	Reserve For Uncollected Taxes	1,441,113.34	Total Taxes Billed	13,200,246.68
Police Protection	1,618,145.67	CAPITAL OUTLAY TOTAL	1,521,520.33	1990 TAXES COLLECTED	11,598,894.68
Civil Defense & Disaster Control	8,143.30	Public Enterprises		1990 Taxes Cancelled, Abated or Adjusted	89,179.69
Environmental Inspection & Control	68,650.00	Recreation—Culture	22,238.29	Transfer to Tax Title Liens or Foreclosed	189,356.16
Other Public Safety		Public Works	1,406,557.98	Balance Outstanding Dec. 31, 1990	1,352,316.15
PUBLIC WORKS		Buildings and Grounds	92,724.06	PRIOR YEARS TAXES OUTSTANDING	
Streets and Drainage	904,476.01	Library and Education		Balance January 1, 1990	1,116,737.17
Sewers and Sewage Processing	3,068,902.47	Conservation		Collected in 1990	976,207.54
Garbage and Trash Disposal	555,000.00	All Other		Cancelled, Abated or Adjusted 1990	45,645.11
Public Buildings and Grounds	163,891.60	CAPITAL DEBT AUTHORIZED, DECEMBER 31, 1990		Transfers to Tax Title Liens or Foreclosed	96,884.52
Other Public Works	48,000.00	ISSUED AND UNISSUED		Balance December 31, 1990	
HEALTH and WELFARE		School	600,000	TAX TITLE LIENS OUTSTANDING	
Health Services Except Environmental	5,787.35	Self-Liquidating		Balance January 1, 1990	289,136.95
Welfare—Public Assistance	8,000.00	Other	8,891,480	Transfer From Taxes	304,499.04
Hospital, Clinics, First Aid		Total	9,491,480	Redeemed in 1990	176,445.74
Animal, Insect, & Rodent Control	5,324.08	ISSUED AND OUTSTANDING		Cancelled, Abated or Adjusted (1990)	32,070.98
Other Welfare Services		School		Transfers to Foreclosed Property	
RECREATION and CONSERVATION		Self-Liquidating		Balance December 31, 1990	385,119.27
Beaches and Boardwalks	230,098.00	Other		PROPERTY ACQUIRED BY DEED OR	
Parks, Playgrounds, Shade Trees		Total		FORECLOSURE	
Land Reclamation & Conservation		ISSUED AND OUTSTANDING		Balance January 1, 1990	31,895.50
Other Recreational Services	222,365.37	School	600,000.00	Transfers From Taxes or Liens	
EDUCATION (excluding schools)		Self-Liquidating		Sale for Cash (1990)	
Libraries		Other	8,484,000.00	Cancelled, Abated or Adjusted (1990)	
Other Educational Services		Total	9,084,000.00	Balance December 31, 1990	31,895.50
STATUTORY EXPENDITURES		EQUALIZED VALUATION BASIS		CURRENT FINANCES DECEMBER 31, 1990	
Pensions & F. L. C. A.	531,054.38	FOR NET DEBT COMPUTATION	596,369,543	ASSETS	
Employee Fringe Benefits	599,442.91	REAL PROPERTY VALUATIONS		Cash Dec. 31, 1990	2,170,325.28
Other Statutory Expenditures	31,000.00	Code Class # of Parcels % VAL'N		Taxes Receivable	1,352,816.15
CETA And Other Public Employment Programs		1 Vacant Land 266 2.27	15,461,900.00	Tax Title Liens	385,119.27
MUNICIPAL FUNCTIONS TOTAL	9,960,816.23	2 Residential 4889 70.83	481,578,300.00	Foreclosed Property	31,895.50
CAPITAL IMPROVEMENTS *MEMO*		3 Farm 372 22.66	154,046,100.00	Emergencies & Other Deferred Charges	138,800.00
DEBT SERVICE		4a Commercial 102 4.23	28,788,214.00	State and Federal Aid Receivable	
Principal Payments	655,000.00	4b Industrial 5629	679,874,514.00	Other Receivables	351,251.74
Interest Payments	549,042.50	Total		Total	4,430,207.94
DEFERRED CHARGES	84,440.00	Land Area 1.70 Sq. Miles		LIABILITIES, RESERVES, AND SURPLUS	
SCHOOL, COUNTY, SPECIAL DISTRICT TAXES	6,027,080.88	Net Valuation Taxable-Municipal	681,171,365	Cash Liabilities	1,341,888.61
RESERVE FOR UNCOLLECTED TAXES	1,441,113.34	Net Valuation Taxable-County	601,777,769	Reserves for Receivables	2,121,082.66
EXPENDITURES TOTAL	18,717,492.95	State Equalized Valuation	666,992,057	Surplus Dec. 31, 1990	967,236.67
		State Equalization Ratio	102.13	Total	4,430,207.94

\*Includes County Health Service Taxes, County Vocational School Taxes, or County Open Space Tax. See Table 13.



0118

Population 1980 7,795  
 Population 1990 7,305  
 S & P Rating  
 Moody Rating AAA

General Tax Rate Per \$100.

3.22

State Equalized Tax Rate

2.48

**NORTHFIELD CITY - ATLANTIC COUNTY**  
 Form of Government  
 City Charter Act (P.L. 1897 c. 30)  
 Number of Members - 7

PER CAPITA:

Gross Debt 899.28  
 Net Debt 893.25  
 Debt Service 146.53  
 Total Tax Levy 1,507.02  
 Municipal Expenditures 810.09

PER CENT:

Gross Debt 1.68  
 Net Debt 1.67  
 Tax Levy Collected 94.26  
 Tax Levy Cancelled, Abated or Adjusted

EXPENDITURES		REVENUES-REALIZED		1990 PROPERTY TAX	
<b>GENERAL GOVERNMENT</b>				<b>STATE EQUALIZED TAX RATE</b>	
Governing Body & Public Boards		1990 Property Taxes Collected	10,377,723.94	Local District School Taxes .75	3,280,616.00
Municipal Clerk		1990 Payments in Lieu of Taxes		Regional & Consolidated School Tax .49	2,156,413.10
Financial Administration	74,802.00	Delinquent Tax & Lien Collections	234,018.03	School Taxes in Municipal Budget	8,170.05
Assessment of Taxes	12,025.00	Business Personalty Replacement Taxes	93,912.60	County Taxes .46 *	1,998,743.77
Collection of Taxes	54,437.00	Taxes from Public Utilities	452,607.00	County Library Taxes	
Planning, Housing & Development	16,730.00	Other Miscellaneous Tax Revenues		Local Municipal Purpose Taxes .78	3,421,933.39
Human Resources	73,243.00	State Aid Revenues	121,639.42	Veteran & Senior Citizen Taxes	89,200.00
Elections	4,500.00	Federal Aid Revenues		Total Taxes for Rate Computation 2.48	10,955,076.31
General Administration (other)	377,488.00	State and Local Fiscal Assistance Act Utilized		Special District Taxes	
<b>JUDICIARY</b>		Sole of Acquired Property		Bank Corp. Taxes	
Municipal Courts	84,750.00	Other Miscellaneous Revenues	1,534,937.90	Added and Omitted Taxes	142,873.69
<b>PUBLIC SAFETY</b>		Total	12,814,838.89	Total Taxes Levied - ABSTRACT	11,008,750.00
Fire Protection	329,001.47	Prior Years Surplus Appropriated	430,000.00	Total Taxes Billed	11,009,800.31
Police Protection	959,882.16	REVENUES TOTAL	13,244,838.89	1990 TAXES COLLECTED	10,377,723.94
Civil Defense & Disaster Control	1,600.00	Reserve For Uncollected Taxes	379,634.99	1990 Taxes Cancelled, Abated or Adjusted	
Environmental Inspection & Control	84,000.00	<b>CAPITAL OUTLAY TOTAL</b>	1,458,789.79	Transfer to Tax Title Liens or Foreclosed	
Other Public Safety				Balance Outstanding Dec. 31, 1990	632,076.37
<b>PUBLIC WORKS</b>				<b>PRIOR YEARS TAXES OUTSTANDING</b>	
Streets and Drainage	510,050.00	Public Enterprises		Balance January 1, 1990	289,020.90
Sewers and Sewage Processing	408,000.00	Recreation-Culture		Collected in 1990	234,018.03
Gorbage and Trash Disposal	400,000.00	Public Works	1,386,436.95	Cancelled, Abated or Adjusted 1990	55,002.87
Public Buildings and Grounds	127,075.00	Buildings and Grounds	67,772.19	Transfers to Tax Title Liens or Foreclosed	
Other Public Works	39,000.00	Library and Education	4,580.65	Balance December 31, 1990	
<b>HEALTH and WELFARE</b>		Conservation		<b>TAX TITLE LIENS OUTSTANDING</b>	
Health Services Except Environmental	5,500.00	All Other		Balance January 1, 1990	425.98
Welfare-Public Assistance	10,150.00	<b>CAPITAL DEBT AUTHORIZED, DECEMBER 31, 1990</b>		Transfer From Taxes	
Hospital, Clinics, First Aid		<b>ISSUED AND UNISSUED GROSS DEBT</b>		Redeemed in 1990	
Animal, Insect, & Rodent Control		School 25,000		Cancelled, Abated or Adjusted (1990)	
Other Welfare Services		Self-Liquidating		Transfers to Foreclosed Property	
<b>RECREATION and CONSERVATION</b>		Other	6,544,257	Balance December 31, 1990	425.98
Beaches and Boardwalks		Total	6,569,257	<b>PROPERTY ACQUIRED BY DEED OR FORECLOSURE</b>	
Parks, Playgrounds, Shade Trees	46,925.00	<b>ISSUED AND OUTSTANDING</b>		Balance January 1, 1990	43,226.00
Land Reclamation & Conservation		School	25,000.00	Transfers From Taxes or Liens	
Other Recreational Services	6,300.00	Self-Liquidating		Sole for Cosh (1990)	
<b>EDUCATION (excluding schools)</b>		Other	5,948,600.00	Cancelled, Abated or Adjusted (1990)	
Libraries	133,500.00	Total	5,973,600.00	Balance December 31, 1990	43,226.00
Other Educational Services		<b>EQUALIZED VALUATION BASIS FOR NET DEBT COMPUTATION</b>	391,745,570	<b>CURRENT FINANCES DECEMBER 31, 1990</b>	
<b>STATUTORY EXPENDITURES</b>		<b>REAL PROPERTY VALUATIONS</b>		<b>ASSETS</b>	
Pensions & F. I. C. A.	258,700.00	Code Class # of Parcels % VAL'N		Cosh Dec. 31, 1990	878,434.18
Employee Fringe Benefits	302,753.00	1 Vacant Land 355 5.62	18,906,200.00	Taxes Receivable	632,076.37
Other Statutory Expenditures	14,000.00	2 Residential 2716 69.61	234,290,500.00	Tax Title Liens	425.98
CETA and Other Public Employment Programs		3 Farm 3 .06	193,400.00	Foreclosed Property	43,226.00
<b>MUNICIPAL FUNCTIONS TOTAL</b>	4,334,411.63	4a Commercial 191 23.52	79,156,200.00	Emergencies & Other Deferred Charges	28,350.00
<b>CAPITAL IMPROVEMENTS *MEMO*</b>	12,350.00	4b Industrial 3 1.20	4,029,200.00	State and Federal Aid Receivable	
<b>DEBT SERVICE</b>		4c Apartments 3268	336,575,500.00	Other Receivables	53,679.29
Principal Payments	630,000.00	Total		Total	1,636,191.82
Interest Payments	440,403.39	Land Area 3.50 Sq. Miles		<b>LIABILITIES, RESERVES, AND SURPLUS</b>	
<b>TYPE I SCHL DEBT *MEMO</b>	11,925.00	Net Valuation Taxable-Municipal	337,901,952	Cash Liabilities	430,891.14
<b>DEFERRED CHARGES</b>	133,257.60	Net Valuation Taxable-County	419,296,462	Reserves for Receivables	729,407.64
<b>SCHOOL, COUNTY, SPECIAL DISTRICT TAXES</b>	7,443,942.92	State Equalized Valuation	438,607,360	Surplus Dec. 31, 1990	475,893.04
<b>RESERVE FOR UNCOLLECTED TAXES</b>	379,634.99	State Equalization Ratio	76.97	Total	1,636,191.82
<b>EXPENDITURES TOTAL</b>	13,361,650.53				

\* ABOVE DEBT SERVICE INCLUDES TYPE I SCHOOL DEBT

\*Includes County Health Service Taxes, County Vocational School Taxes, or County Open Space Tax. See Table 13.

0240  
Population 1980 5,046  
Population 1990 4,563  
S & P Rating  
Moody Rating

General Tax Rate Per \$100. 2.52  
State Equalized Tax Rate 1.83

NORTHVALE BOROUGH - BERGEN COUNTY  
Form of Government  
Borough Council  
Number of Members - 6

PER CAPITA:  
Grass Debt 734.84  
Net Debt 734.84  
Debt Service 100.80  
Total Tax Levy 1,947.04  
Municipal Expenditures 920.70  
PER CENT:  
Grass Debt .70  
Net Debt .70  
Tax Levy Collected 97.53  
Tax Levy Cancelled, Abated or Adjusted

EXPENDITURES		REVENUES-REALIZED		1990 PROPERTY TAX	
GENERAL GOVERNMENT				STATE EQUALIZED TAX RATE	
Governing Body & Public Boards		1990 Property Taxes Collected	8,678,448.95	Local District School Taxes	.59 2,839,390.50
Municipal Clerk		1990 Payments in Lieu of Taxes		Regional & Consolidated School Tax	.42 2,037,118.87
Financial Administration	45,702.20	Delinquent Tax & Lien Collections	53,963.05	School Taxes in Municipal Budget	
Assessment of Taxes	133,820.00	Business Personalty Replacement Taxes	205,392.68	County Taxes	.26 1,239,359.39
Collection of Taxes	36,437.00	Taxes from Public Utilities	366,898.00	County Library Taxes	
Planning, Housing & Development	17,450.00	Other Miscellaneous Tax Revenues		Local Municipal Purpose Taxes	.55 2,694,920.47
Human Resources	116,567.50	State Aid Revenues	52,568.68	Veteran & Senior Citizen Taxes	
Elections	1,625.00	Federal Aid Revenues		Total Taxes for Rate Computation	1.62 8,911,889.23
General Administration (other)	382,119.00	State and Local Fiscal Assistance Act Utilized		Special District Taxes	
JUDICIARY		Sale of Acquired Property		Bank Corp. Taxes	
Municipal Courts	58,662.52	Other Miscellaneous Revenues	400,185.40	Added and Omitted Taxes	
PUBLIC SAFETY		Total	9,757,456.76	Total Taxes Levied - ABSTRACT	8,884,331.15
Fire Protection	108,834.00	Prior Years Surplus Appropriated	200,000.00	Total Taxes Billed	8,897,953.08
Police Protection	755,255.08	REVENUES TOTAL	9,957,456.76	1990 TAXES COLLECTED	8,678,448.95
Civil Defense & Disaster Control	500.00	Reserve For Uncollected Taxes	175,918.40	1990 Taxes Cancelled, Abated or Adjusted	244.44
Environmental Inspection & Control	41,625.00	CAPITAL OUTLAY TOTAL	219,805.95	Transfer to Tax Title Liens or Foreclosed	269.64
Other Public Safety				Balance Outstanding Dec. 31, 1990	218,990.05
PUBLIC WORKS				PRIOR YEARS TAXES OUTSTANDING	
Streets and Drainage	310,507.00	Public Enterprises		Balance January 1, 1990	66,047.25
Sewers and Sewage Processing	315,887.72	Recreation-Culture		Collected in 1990	53,963.05
Garbage and Trash Disposal	632,000.00	Public Works	161,484.18	Cancelled, Abated or Adjusted 1990	2,926.43
Public Buildings and Grounds	15,400.00	Buildings and Grounds	58,321.77	Transfers to Tax Title Liens or Foreclosed	
Other Public Works	24,250.00	Library and Education		Balance December 31, 1990	9,157.77
HEALTH and WELFARE		Conservation		TAX TITLE LIENS OUTSTANDING	
Health Services Except Environmental	40,415.25	All Other		Balance January 1, 1990	2,443.41
Welfare-Public Assistance	3,400.00	CAPITAL DEBT AUTHORIZED, DECEMBER 31, 1990		Transfer From Taxes	269.64
Hospital, Clinics, First Aid		ISSUED AND UNISSUED		Redeemed in 1990	
Animal, Insect, & Rodent Control		School		Cancelled, Abated or Adjusted (1990)	885.78
Other Welfare Services		Self-Liquidating		Transfers to Foreclosed Property	
RECREATION and CONSERVATION		Other	3,353,086	Balance December 31, 1990	1,327.27
Beaches and Boardwalks		Total	3,353,086	PROPERTY ACQUIRED BY DEED OR	
Parks, Playgrounds, Shade Trees	1,000.00	ISSUED AND OUTSTANDING		FORECLOSURE	
Land Reclamation & Conservation	26,192.75	School		Balance January 1, 1990	6,635.00
Other Recreational Services	15,450.00	Self-Liquidating		Transfers From Taxes or Liens	
EDUCATION (excluding schools)		Other	3,009,095.00	Sale for Cash (1990)	
Libraries	50,255.00	Total	3,009,095.00	Cancelled, Abated or Adjusted (1990)	
Other Educational Services		EQUALIZED VALUATION BASIS		Balance December 31, 1990	6,635.00
STATUTORY EXPENDITURES		FOR NET DEBT COMPUTATION	477,443.518	CURRENT FINANCES DECEMBER 31, 1990	
Pensions & F. I. C. A.	221,798.53	REAL PROPERTY VALUATIONS		ASSETS	
Employee Fringe Benefits	159,235.00	Code Class # of Parcels % VAL'N		Cash Dec. 31, 1990	169,159.11
Other Statutory Expenditures	1,000.00	1 Vacant Land 92 1.40	4,904,800.00	Taxes Receivable	228,147.82
CETA And Other Public Employment Programs		2 Residential 1386 57.30	201,399,300.00	Tax Title Liens	1,827.27
MUNICIPAL FUNCTIONS TOTAL	3,515,488.55	3 Farm 81 12.99	45,654,000.00	Foreclosed Property	6,635.00
CAPITAL IMPROVEMENTS *MEMO*	25,000.00	4a Commercial 50 28.32	99,543,400.00	Emergencies & Other Deferred Charges	250,740.43
DEBT SERVICE		4b Industrial		State and Federal Aid Receivable	
Principal Payments	291,000.00	4c Apartments		Other Receivables	
Interest Payments	168,935.71	Total 1609	351,501,500.00	Total	676,686.84
DEFERRED CHARGES	49,822.75	Land Area 1.30 Sq. Miles		LIABILITIES, RESERVES, AND SURPLUS	
SCHOOL, COUNTY, SPECIAL DISTRICT TAXES	6,165,868.76	Net Valuation Taxable-Municipal	352,052,087	Cash Liabilities	340,493.57
RESERVE FOR UNCOLLECTED TAXES	175,918.40	Net Valuation Taxable-County	517,598,235	Reserves for Receivables	256,787.30
EXPENDITURES TOTAL	10,367,034.17	State Equalized Valuation	485,714,833	Surplus Dec. 31, 1990	79,405.97
		State Equalization Ratio	72.45	Total	676,686.84



0241

**NORWOOD BOROUGH - BERGEN COUNTY**  
**Form of Government**  
**Borough Council**  
**Number of Members - 6**

## PER CAPITA:

Gross Debt 552.51  
 Net Debt 552.51  
 Debt Service 84.97  
 Total Tax Levy 1,947.48  
 Municipal Expenditures 738.55

## PER CENT:

Gross Debt .46  
 Net Debt .46  
 Tax Levy Collected 96.81  
 Tax Levy Cancelled, Abated or Adjusted .01

General Tax Rate Per \$100.

2.73

State Equalized Tax Rate

1.52

EXPENDITURES		REVENUES-REALIZED		1990 PROPERTY TAX	
<b>GENERAL GOVERNMENT</b>				<b>STATE EQUALIZED TAX RATE</b>	
Governing Body & Public Boards		1990 Property Taxes Collected	9,177,582.54	Local District School Taxes	.52 3,218,843.16
Municipal Clerk		1990 Payments in Lieu of Taxes		Regional & Consolidated School Tax	.35 2,146,688.60
Financial Administration	28,435.00	Delinquent Tax & Lien Collections	178,397.58	School Taxes in Municipal Budget	
Assessment of Taxes	18,795.00	Business Personalty Replacement Taxes	61,562.92	County Taxes	.25 1,548,820.85
Collection of Taxes	32,100.00	Taxes from Public Utilities	513,916.00	County Library Taxes	
Planning, Housing & Development	14,568.00	Other Miscellaneous Tax Revenues		Local Municipal Purpose Taxes	.40 2,499,540.54
Human Resources	53,132.35	State Aid Revenues	47,324.17	Veteran & Senior Citizen Taxes	
Elections		Federal Aid Revenues		Total Taxes for Rate Computation	1.52 9,451,643.15
General Administration (other)	267,098.85	State and Local Fiscal Assistance Act Utilized		Special District Taxes	
<b>JUDICIARY</b>		Sale of Acquired Property		Bank Corp. Taxes	
Municipal Courts	26,450.00	Other Miscellaneous Revenues	311,630.06	Added and Omitted Taxes	46,966.32
<b>PUBLIC SAFETY</b>		Total	10,290,413.27	Total Taxes Levied - ABSTRACT	9,460,859.47
Fire Protection	100,320.00	Prior Years Surplus Appropriated	270,000.00	Total Taxes Billed	9,479,890.43
Police Protection	836,814.43	<b>REVENUES</b>	<b>10,560,413.27</b>	<b>1990 TAXES COLLECTED</b>	<b>9,177,582.54</b>
Civil Defense & Disaster Control		Reserve For Uncollected Taxes	415,473.62	1990 Taxes Cancelled, Abated or Adjusted	1,209.39
Environmental Inspection & Control	73,251.00	<b>CAPITAL OUTLAY</b>	<b>424,653.68</b>	Transfer to Tax Title Liens or Foreclosed	10,150.14
Other Public Safety		<b>TOTAL</b>	<b>424,653.68</b>	Balance Outstanding Dec. 31, 1990	290,948.36
<b>PUBLIC WORKS</b>				<b>PRIOR YEARS TAXES OUTSTANDING</b>	
Streets and Drainage	335,820.00	Public Enterprises		Balance January 1, 1990	241,330.07
Sewers and Sewage Processing	300,810.00	Recreation—Culture		Collected in 1990	176,247.58
Garbage and Trash Disposal	56,414.00	Public Works	65,115.50	Cancelled, Abated or Adjusted 1990	
Public Buildings and Grounds	35,894.00	Buildings and Grounds	22,627.00	Transfers to Tax Title Liens or Foreclosed	
Other Public Works	18,452.00	Library and Education	336,911.13	Balance December 31, 1990	65,082.49
<b>HEALTH and WELFARE</b>		Conservation		<b>TAX TITLE LIENS OUTSTANDING</b>	
Health Services Except Environmental	32,095.00	All Other		Balance January 1, 1990	77,881.58
Welfare—Public Assistance	3,800.00			Transfer From Taxes	10,150.14
Hospital, Clinics, First Aid		<b>CAPITAL DEBT AUTHORIZED, DECEMBER 31, 1990</b>		Redeemed in 1990	2,150.00
Animal, Insect, & Rodent Control		<b>ISSUED AND UNISSUED</b>	<b>GROSS DEBT</b>	Cancelled, Abated or Adjusted (1990)	
Other Welfare Services		School		Transfers to Foreclosed Property	
<b>RECREATION and CONSERVATION</b>		Self-Liquidating		Balance December 31, 1990	85,881.72
Beaches and Boardwalks		Other	2,684,098	<b>PROPERTY ACQUIRED BY DEED OR</b>	
Parks, Playgrounds, Shade Trees		Total	2,684,098	<b>FORECLOSURE</b>	
Land Reclamation & Conservation	85,757.82			Balance January 1, 1990	155,471.66
Other Recreational Services	29,325.00	<b>ISSUED AND OUTSTANDING</b>		Transfers From Taxes or Liens	
<b>EDUCATION (excluding schools)</b>		School		Sale for Cash (1990)	
Libraries	42,000.00	Self-Liquidating		Cancelled, Abated or Adjusted (1990)	
Other Educational Services		Other	2,198,000.00	Balance December 31, 1990	155,471.66
<b>STATUTORY EXPENDITURES</b>		Total	2,198,000.00	<b>CURRENT FINANCES DECEMBER 31, 1990</b>	
Pensions & F. L. C. A.	192,423.00	<b>EQUALIZED VALUATION BASIS</b>		<b>ASSETS</b>	
Employee Fringe Benefits	100,000.00	<b>FOR NET DEBT COMPUTATION</b>	<b>584,169,645</b>	Cash Dec. 31, 1990	844,039.02
Other Statutory Expenditures	1,000.00	<b>REAL PROPERTY VALUATIONS</b>		Taxes Receivable	356,030.85
<b>CETA And Other Public Employment Programs</b>		<b>Code Class # of Parcels % VAL'N</b>	<b>ASSESSED VALUATION</b>	Tax Title Liens	85,881.72
<b>MUNICIPAL FUNCTIONS</b>		1 Vacant Land 176 3.64	12,553,300.00	Foreclosed Property	155,471.66
<b>CAPITAL IMPROVEMENTS</b>	<b>*MEMO*</b>	2 Residential 1384 73.97	255,040,000.00	Emergencies & Other Deferred Charges	21,590.43
<b>DEBT SERVICE</b>		3 Farm 2 .05	143,900.00	State and Federal Aid Receivable	
Principal Payments	267,371.02	4a Commercial 55 8.53	29,398,395.00	Other Receivables	15,454.00
Interest Payments	145,421.37	4b Industrial 41 11.57	39,887,300.00	Total	1,478,467.68
		4c Apartments 1 2.25	7,750,000.00	<b>LIABILITIES, RESERVES, AND SURPLUS</b>	
		Total 1659	344,772,895.00	Cash Liabilities	286,224.90
<b>DEFERRED CHARGES</b>		Land Area 2.90 Sq. Miles		Reserves for Receivables	612,838.23
SCHOOL, COUNTY, SPECIAL DISTRICT TAXES	6,914,352.61	Net Valuation Taxable-Municipal	345,528,356	Surplus Dec. 31, 1990	579,404.55
RESERVE FOR UNCOLLECTED TAXES	415,473.62	Net Valuation Taxable-County	658,409,782	Total	1,478,467.68
<b>EXPENDITURES</b>		State Equalized Valuation	618,628,033		
<b>TOTAL</b>	<b>10,502,217.59</b>	State Equalization Ratio	55.80		



0716  
Population 1980 28,998  
Population 1990 27,099  
S & P Rating A+  
Moody Rating A1

General Tax Rate Per \$100. 8.56  
State Equalized Tax Rate 2.26

NUTLEY TOWNSHIP - ESSEX COUNTY  
Form of Government  
Commission (1911)  
Number of Members - 5

PER CAPITA:  
Gross Debt 394.26  
Net Debt 309.46  
Debt Service 46.50  
Total Tax Levy 1,583.91  
Municipal Expenditures 686.40  
PER CENT:  
Gross Debt .59  
Net Debt .46  
Tax Levy Collected 98.24  
Tax Levy Cancelled, Abated or Adjusted .07

EXPENDITURES		REVENUES-REALIZED		1990 PROPERTY TAX	
<b>GENERAL GOVERNMENT</b>				<b>STATE EQUALIZED TAX RATE</b>	
Governing Body & Public Boards	5,600.10	1990 Property Taxes Collected	42,186,532.36	Local District School Taxes	18,353,284.00
Municipal Clerk	108,877.00	1990 Payments in Lieu of Taxes	67,153.28	Regional & Consolidated School Tax	
Financial Administration	183,603.00	Delinquent Tax & Lien Collections	475,095.46	School Taxes in Municipal Budget	
Assessment of Taxes	126,316.00	Business Personality Replacement Taxes	600,198.96	County Taxes	11,371,498.24
Collection of Taxes	125,663.00	Taxes from Public Utilities	1,635,234.00	County Library Taxes	
Planning, Housing & Development	34,114.25	Other Miscellaneous Tax Revenues		Local Municipal Purpose Taxes	13,123,300.43
Human Resources	242,197.86	State Aid Revenues	296,757.17	Veteran & Senior Citizen Taxes	302,900.00
Elections		Federal Aid Revenues		Total Taxes for Rate Computation	43,150,982.67
General Administration (other)	1,050,112.88	State and Local Fiscal Assistance Act Utilized		Special District Taxes	
<b>JUDICIARY</b>		Sale of Acquired Property		Bank Corp. Taxes	
Municipal Courts	152,284.53	Other Miscellaneous Revenues	2,033,784.70	Added and Omitted Taxes	74,291.76
<b>PUBLIC SAFETY</b>		Total	47,344,755.93	Total Taxes Levied - ABSTRACT	42,922,374.43
Fire Protection	1,276,403.69	Prior Years Surplus Appropriated	1,860,000.00	Total Taxes Billed	42,941,059.76
Police Protection	3,214,490.87	REVENUES TOTAL	49,204,755.93	1990 TAXES COLLECTED	42,186,532.36
Civil Defense & Disaster Control	24,273.00	Reserve for Uncollected Taxes	1,754,114.51	1990 Taxes Cancelled, Abated or Adjusted	30,016.98
Environmental Inspection & Control	258,716.68	CAPITAL OUTLAY TOTAL	721,060.75	Transfer to Tax Title Liens or Foreclosed	24,370.32
Other Public Safety	7,590.51			Balance Outstanding Dec. 31, 1990	700,140.10
<b>PUBLIC WORKS</b>				<b>PRIOR YEARS TAXES OUTSTANDING</b>	
Streets and Drainage	851,649.00	Public Enterprises		Balance January 1, 1990	495,144.85
Sewers and Sewage Processing	1,406,839.03	Recreation-Culture		Collected in 1990	475,095.46
Garbage and Trash Disposal	2,390,000.00	Public Works	233,733.13	Cancelled, Abated or Adjusted 1990	
Public Buildings and Grounds	261,120.00	Buildings and Grounds	455,582.00	Transfers to Tax Title Liens or Foreclosed	11,121.49
Other Public Works	23,382.00	Library and Education	31,745.62	Balance December 31, 1990	8,927.90
<b>HEALTH and WELFARE</b>		Conservation		<b>TAX TITLE LIENS OUTSTANDING</b>	
Health Services Except Environmental	336,636.00	All Other		Balance January 1, 1990	33,469.98
Welfare-Public Assistance	37,200.00			Transfer From Taxes	36,930.65
Hospital, Clinics, First Aid				Redeemed in 1990	
Animal, Insect, & Rabies Control	15,000.00			Cancelled, Abated or Adjusted (1990)	
Other Welfare Services	1,000.00			Transfers to Foreclosed Property	
<b>RECREATION and CONSERVATION</b>				Balance December 31, 1990	70,400.63
Beaches and Boardwalks				<b>PROPERTY ACQUIRED BY DEED OR FORECLOSURE</b>	
Parks, Playgrounds, Shade Trees	237,446.00			Balance January 1, 1990	21,520.00
Land Reclamation & Conservation	240,151.00			Transfers From Taxes or Liens	
Other Recreational Services	124,315.00			Sale for Cash (1990)	
<b>EDUCATION (excluding schools)</b>				Cancelled, Abated or Adjusted (1990)	
Libraries	628,978.66			Balance December 31, 1990	21,520.00
Other Educational Services				<b>CURRENT FINANCES DECEMBER 31, 1990</b>	
<b>STATUTORY EXPENDITURES</b>				ASSETS	
Pensions & F. I. C. A.	1,244,468.02			Cash Dec. 31, 1990	5,598,099.67
Employee Fringe Benefits	966,400.00			Taxes Receivable	709,068.00
Other Statutory Expenditures	1,000.00			Tax Title Liens	70,400.63
<b>CETA And Other Public Employment Programs</b>				Foreclosed Property	21,520.00
<b>MUNICIPAL FUNCTIONS</b>				Emergencies & Other Deferred Charges	
<b>CAPITAL IMPROVEMENTS</b>				State and Federal Aid Receivable	45,633.24
<b>DEBT SERVICE</b>				Other Receivables	210,671.14
Principal Payments	610,000.00			Total	6,655,442.68
Interest Payments	650,125.98			<b>LIABILITIES, RESERVES, AND SURPLUS</b>	
<b>DEFERRED CHARGES</b>				Cash Liabilities	2,142,281.65
SCHOOL, COUNTY, SPECIAL DISTRICT TAXES	29,724,782.24			Reserves for Receivables	1,011,659.77
<b>RESERVE FOR UNCOLLECTED TAXES</b>				Surplus Dec. 31, 1990	3,501,501.26
<b>EXPENDITURES TOTAL</b>	48,325,448.01			Total	6,655,442.68

0242

Population 1980 13,443  
 Population 1990 11,997  
 S & P Rating A  
 Moody Rating A1

General Tax Rate Per \$100. 2.09  
 State Equalized Tax Rate 2.01

**OAKLAND BOROUGH - BERGEN COUNTY**  
**Form of Government**  
**Borough Council**  
**Number of Members - 6**

PER CAPITA:  
 Gross Debt 723.22  
 Net Debt 511.53  
 Debt Service 58.72  
 Total Tax Levy 1,857.06  
 Municipal Expenditures 744.22

PER CENT:  
 Gross Debt .81  
 Net Debt .57  
 Tax Levy Collected 97.08  
 Tax Levy Cancelled, Abated or Adjusted .15

EXPENDITURES		REVENUES-REALIZED		1990 PROPERTY TAX	
<b>GENERAL GOVERNMENT</b>				<b>STATE EQUALIZED TAX RATE</b>	
Governing Body & Public Boards		1990 Property Taxes Collected	21,637,199.00	Local District School Taxes	.85 9,398,642.00
Municipal Clerk		1990 Payments in Lieu of Taxes	3,163.00	Regional & Consolidated School Tax	.36 3,922,577.14
Financial Administration	91,780.00	Delinquent Tax & Lien Collections	386,395.00	School Taxes in Municipal Budget	
Assessment of Taxes	50,728.00	Business Penalty Replacement Taxes	139,196.00	County Taxes	.24 2,612,887.85
Collection of Taxes	61,755.00	Taxes from Public Utilities	782,408.00	County Library Taxes	
Planning, Housing & Development	62,695.00	Other Miscellaneous Tax Revenues		Local Municipal Purpose Taxes	.57 6,313,260.00
Human Resources	62,415.00	State Aid Revenues	52,471.00	Veteran & Senior Citizen Taxes	80,300.00
Elections	4,000.00	Federal Aid Revenues		Total Taxes for Rate Computation	2.02 22,327,666.99
General Administration (other)	1,301,431.00	State and Local Fiscal Assistance Act Utilized		Special District Taxes	
<b>JUDICIARY</b>		State and Local Fiscal Assistance Act Utilized		Bank Corp. Taxes	
Municipal Courts	124,527.00	Sale of Acquired Property		Added and Omitted Taxes	31,739.00
<b>PUBLIC SAFETY</b>		Other Miscellaneous Revenues	1,102,203.00	Total Taxes Levied - ABSTRACT	22,279,105.99
Fire Protection	83,708.00	Total	24,103,035.00	Total Taxes Billed	22,288,215.00
Police Protection	1,839,182.00	Prior Years Surplus Appropriated	631,647.00	1990 TAXES COLLECTED	21,637,199.00
Civil Defense & Disaster Control	6,000.00	REVENUES TOTAL	24,734,682.00	1990 Taxes Cancelled, Abated or Adjusted	33,654.00
Environmental Inspection & Control	89,018.00	Reserve for Uncollected Taxes	1,099,218.00	Transfer to Tax Title Liens or Foreclosed	95,948.00
Other Public Safety		CAPITAL OUTLAY TOTAL	1,970,935.00	Balance Outstanding Dec. 31, 1990	521,414.00
<b>PUBLIC WORKS</b>				<b>PRIOR YEARS TAXES OUTSTANDING</b>	
Streets and Drainage	527,150.00	Public Enterprises	61,009.00	Balance January 1, 1990	493,415.00
Sewers and Sewage Processing		Recreation—Culture		Collected in 1990	385,888.00
Garbage and Trash Disposal	1,426,500.00	Public Works	649,031.00	Cancelled, Abated or Adjusted 1990	3.00
Public Buildings and Grounds	207,966.00	Buildings and Grounds	1,259,269.00	Transfers to Tax Title Liens or Foreclosed	89,000.00
Other Public Works	35,000.00	Library and Education	1,626.00	Balance December 31, 1990	18,524.00
<b>HEALTH and WELFARE</b>		Conservation		<b>TAX TITLE LIENS OUTSTANDING</b>	
Health Services Except Environmental	130,536.00	All Other		Balance January 1, 1990	34,007.00
Welfare-Public Assistance	8,750.00			Transfer from Taxes	206,706.00
Hospital, Clinics, First Aid				Redeemed in 1990	507.00
Animal, Insect, & Rodent Control				Cancelled, Abated or Adjusted (1990)	
Other Welfare Services				Transfers to Foreclosed Property	
<b>RECREATION and CONSERVATION</b>				Balance December 31, 1990	240,206.00
Beaches and Boardwalks				<b>PROPERTY ACQUIRED BY DEED OR</b>	
Parks, Playgrounds, Shade Trees	11,800.00			<b>FORECLOSURE</b>	
Land Reclamation & Conservation	1,300.00			Balance January 1, 1990	564,050.00
Other Recreational Services	107,205.00			Transfers from Taxes or Liens	
<b>EDUCATION (excluding schools)</b>				Sale for Cash (1990)	
Libraries	370,227.00			Cancelled, Abated or Adjusted (1990)	
Other Educational Services				Balance December 31, 1990	564,050.00
<b>STATUTORY EXPENDITURES</b>				<b>CURRENT FINANCES DECEMBER 31, 1990</b>	
Pensions & F. I. C. A.	450,900.00			<b>ASSETS</b>	
Employee Fringe Benefits				Cash Dec. 31, 1990	2,383,102.00
Other Statutory Expenditures				Taxes Receivable	539,938.00
<b>CETA And Other Public Employment Programs</b>				Tax Title Liens	240,206.00
<b>MUNICIPAL FUNCTIONS</b>				Foreclosed Property	564,050.00
<b>CAPITAL IMPROVEMENTS</b>				Emergencies & Other Deferred Charges	83,880.00
<b>DEBT SERVICE</b>				State and Federal Aid Receivable	
Principal Payments	381,467.00			Other Receivables	405,026.00
Interest Payments	322,933.00			Total	4,216,202.00
<b>DEFERRED CHARGES</b>				<b>LIABILITIES, RESERVES, AND SURPLUS</b>	
SCHOOL, COUNTY, SPECIAL DISTRICT TAXES	15,934,106.99			Cash Liabilities	1,644,610.00
RESERVE FOR UNCOLLECTED TAXES	1,099,218.00			Reserves for Receivables	1,749,220.00
<b>EXPENDITURES</b>				Surplus Dec. 31, 1990	822,372.00
TOTAL	24,862,553.99			Total	4,216,202.00



0426

Population 1980

4,251

Population 1990

4,430

S &amp; P Rating

A

Moody Rating

General Tax Rate Per \$100.

2.42

State Equalized Tax Rate

2.54

## OAKLYN BOROUGH - CAMDEN COUNTY

Form of Government

Borough Council

Number of Members - 6

PER CAPITA:

Gross Debt

686.91

Net Debt

326.19

Debt Service

14.18

Total Tax Levy

399.12

Municipal Expenditures

360.36

PER CENT:

Gross Debt

2.20

Net Debt

1.04

Tax Levy Collected

95.11

Tax Levy Cancelled, Abated

1.89

or Adjusted

EXPENDITURES		REVENUES-REALIZED		1990 PROPERTY TAX	
GENERAL GOVERNMENT				STATE EQUALIZED TAX RATE	
Governing Body & Public Boards		1990 Property Taxes Collected	3,792,728.18	Local District School Taxes	1.16 1,818,468.00
Municipal Clerk		1990 Payments in Lieu of Taxes		Regional & Consolidated School Tax	
Financial Administration	12,000.00	Delinquent Tax & Lien Collections	79,908.17	School Taxes in Municipal Budget	
Assessment of Taxes	8,770.00	Business Personalty Replacement Taxes	26,706.91	County Taxes	.86 1,357,217.96
Collection of Taxes	39,904.00	Taxes from Public Utilities	210,541.00	County Library Taxes	.02 36,603.01
Planning, Housing & Development	30,063.88	Other Miscellaneous Tax Revenues		Local Municipal Purpose Taxes	.49 765,400.00
Human Resources	36,481.00	State Aid Revenues	85,657.27	Veteran & Senior Citizen Taxes	
Elections		Federal Aid Revenues		Total Taxes for Rate Computation	2.53 4,053,538.97
General Administration (other)	181,268.77	State and Local Fiscal Assistance Act Utilized		Special District Taxes	
JUDICIARY		Sale of Acquired Property		Bank Corp. Taxes	
Municipal Courts	43,497.65	Other Miscellaneous Revenues	398,390.69	Added and Omitted Taxes	5,409.48
PUBLIC SAFETY		Total	4,593,932.22	Total Taxes Levied - ABSTRACT	3,983,098.45
Fire Protection	48,230.00	Prior Years Surplus Appropriated	340,000.00	Total Taxes Billed	3,987,790.83
Police Protection	305,154.93	REVENUES TOTAL	4,933,932.22	1990 TAXES COLLECTED	3,792,728.18
Civil Defense & Disaster Control	5,913.30	Reserve For Uncollected Taxes	123,100.00	1990 Taxes Cancelled, Abated or Adjusted	75,385.60
Environmental Inspection & Control	9,831.20	CAPITAL OUTLAY TOTAL	290,840.24	Transfer to Tax Title Liens or Foreclosed	
Other Public Safety				Balance Outstanding Dec. 31, 1990	119,677.05
PUBLIC WORKS				PRIOR YEARS TAXES OUTSTANDING	
Streets and Drainage	127,334.00	Public Enterprises		Balance January 1, 1990	81,022.68
Sewers and Sewage Processing	29,749.76	Recreation-Culture		Collected in 1990	79,908.17
Garbage and Trash Disposal	261,960.00	Public Works	14,631.37	Cancelled, Abated or Adjusted 1990	26.66
Public Buildings and Grounds	49,120.00	Buildings and Grounds	276,208.87	Transfers to Tax Title Liens or Foreclosed	1,037.85
Other Public Works	4,900.00	Library and Education		Balance December 31, 1990	
HEALTH and WELFARE		Conservation		TAX TITLE LIENS OUTSTANDING	
Health Services Except Environmental	810.00	All Other		Balance January 1, 1990	17.54
Welfare-Public Assistance	5,175.85	CAPITAL DEBT AUTHORIZED, DECEMBER 31, 1990		Transfer From Taxes	1,087.85
Hospital, Clinics, First Aid		ISSUED AND UNISSUED		Redeemed in 1990	
Animal, Insect, & Rodent Control		School	1,526,000	Cancelled, Abated or Adjusted (1990)	17.54
Other Welfare Services		Self-Liquidating		Transfers to Foreclosed Property	
RECREATION and CONSERVATION		Other	1,517,000	Balance December 31, 1990	1,087.85
Beaches and Boardwalks		Total	3,043,000	PROPERTY ACQUIRED BY DEED OR	
Parks, Playgrounds, Shode Trees	6,677.00			FORECLOSURE	
Land Reclamation & Conservation		ISSUED AND OUTSTANDING		Balance January 1, 1990	227.00
Other Recreational Services	11,690.00	School	1,526,000.00	Transfers From Taxes or Liens	
EDUCATION (excluding schools)		Self-Liquidating		Sale for Cash (1990)	
Libraries	25,297.00	Other	1,517,000.00	Cancelled, Abated or Adjusted (1990)	
Other Educational Services		Total	3,043,000.00	Balance December 31, 1990	227.00
STATUTORY EXPENDITURES		EQUALIZED VALUATION BASIS		CURRENT FINANCES DECEMBER 31, 1990	
Pensions & F. L. C. A.	85,341.10	FOR NET DEBT COMPUTATION	138,490,155	ASSETS	
Employee Fringe Benefits	40,476.55	REAL PROPERTY VALUATIONS		Cash Dec. 31, 1990	1,108,609.90
Other Statutory Expenditures	1.00	Code Class # of Parcels % VAL'N		Taxes Receivable	119,677.05
CETA And Other Public Employment Programs		1 Vacant Land 38 .98	1,616,000.00	Tax Title Liens	1,037.85
MUNICIPAL FUNCTIONS		2 Residential 1320 80.82	132,735,100.00	Foreclosed Property	227.00
CAPITAL IMPROVEMENTS	55,000.00	3 Farm		Emergencies & Other Deferred Charges	294,048.50
DEBT SERVICE		4a Commercial 88 11.82	19,419,500.00	State and Federal Aid Receivable	
Principal Payments	20,000.00	4b Industrial 3 .49	809,500.00	Other Receivables	31,804.92
Interest Payments	42,802.90	4c Apartments 17 5.88	9,651,300.00	Total	1,555,455.22
		Total 1466	164,231,400.00	LIABILITIES, RESERVES, AND SURPLUS	
DEFERRED CHARGES	40,861.40	Land Area .63 Sq. Miles		Cash Liabilities	817,544.21
SCHOOL, COUNTY, SPECIAL DISTRICT TAXES	3,212,288.97	Net Valuation Taxable-Municipal	164,697,326	Reserves for Receivables	381,166.32
RESERVE FOR UNCOLLECTED TAXES	123,100.00	Net Valuation Taxable-County	142,257,069	Surplus Dec. 31, 1990	356,744.69
EXPENDITURES TOTAL	4,808,700.26	State Equalized Valuation	157,085,609	Total	1,555,455.22
		State Equalization Ratio	104.86		



Population 1980 23,570

Population 1990 25,058

S &amp; P Rating

Moody Rating A

General Tax Rate Per \$100.

4.03

State Equalized Tax Rate

1.94

## OCEAN TOWNSHIP - MONMOUTH COUNTY

Form of Government

Council-Manager Plan A (OMCL 50)

Number of Members - 5

PER CAPITA:

Gross Debt 546.09

Net Debt 369.57

Debt Service 65.88

Total Tax Levy 1,480.03

Municipal Expenditures 555.09

PER CENT:

Gross Debt 7.8

Net Debt 5.3

Tax Levy Collected 97.27

Tax Levy Cancelled, Abated

or Adjusted .06

EXPENDITURES		REVENUES-REALIZED		1990 PROPERTY TAX	
GENERAL GOVERNMENT				STATE EQUALIZED TAX RATE	
Governing Body & Public Boards	25,700.00	1990 Property Taxes Collected		Local District School Taxes	
Municipal Clerk	99,753.00	1990 Payments in Lieu of Taxes		Regional & Consolidated School Tax	
Financial Administration	144,626.00	Delinquent Tax & Lien Collections		School Taxes in Municipal Budget	
Assessment of Taxes	111,476.00	Business Personalty Replacement Taxes		County Taxes	
Collection of Taxes	100,766.00	Taxes from Public Utilities		County Library Taxes	
Planning, Housing & Development	125,209.00	Other Miscellaneous Tax Revenues		Local Municipal Purpose Taxes	
Human Resources	139,704.00	State Aid Revenues		Veteran & Senior Citizen Taxes	
Elections	7,440.00	Federal Aid Revenues		Total Taxes for Rate Computation	
General Administration (other)	1,990,656.00	State and Local Fiscal Assistance Act Utilized		Special District Taxes	
JUDICIARY		Sale of Acquired Property		Bank Corp. Taxes	
Municipal Courts	145,104.00	Other Miscellaneous Revenues		Added and Omitted Taxes	
PUBLIC SAFETY		Total		Total Taxes Levied - ABSTRACT	
Fire Protection		Prior Years Surplus Appropriated		Total Taxes Billed	
Police Protection	2,839,306.00	REVENUES		1990 TAXES COLLECTED	
Civil Defense & Disaster Control	300.00	Reserve For Uncollected Taxes		1990 Taxes Cancelled, Abated or Adjusted	
Environmental Inspection & Control	159,358.00	CAPITAL OUTLAY		Transfer to Tax Title Liens or Foreclosed	
Other Public Safety		TOTAL		Balance Outstanding Dec. 31, 1990	
PUBLIC WORKS				PRIOR YEARS TAXES OUTSTANDING	
Streets and Drainage	1,039,512.00	Public Enterprises		Balance January 1, 1990	
Sewers and Sewage Processing		Recreation—Culture		Collected in 1990	
Garbage and Trash Disposal	1,772,109.00	Public Works		Cancelled, Abated or Adjusted 1990	
Public Buildings and Grounds	563,312.00	Buildings and Grounds		Transfers to Tax Title Liens or Foreclosed	
Other Public Works	126,000.00	Library and Education		Balance December 31, 1990	
HEALTH and WELFARE		Conservation		TAX TITLE LIENS OUTSTANDING	
Health Services Except Environmental	155,454.00	All Other		Balance January 1, 1990	
Welfare-Public Assistance	171,136.63	CAPITAL DEBT AUTHORIZED, DECEMBER 31, 1990		Transfer From Taxes	
Hospital, Clinics, First Aid		ISSUED AND UNISSUED		Redeemed in 1990	
Animal, Insect, & Rodent Control	280.00	GROSS DEBT		Cancelled, Abated or Adjusted (1990)	
Other Welfare Services		NET DEBT		Transfers to Foreclosed Property	
RECREATION and CONSERVATION				Balance December 31, 1990	
Beaches and Boardwalks				PROPERTY ACQUIRED BY DEED OR	
Parks, Playgrounds, Shade Trees	1,000.00			FORECLOSURE	
Land Reclamation & Conservation	120,473.78			Balance January 1, 1990	
Other Recreational Services	286,013.00			Transfers From Taxes or Liens	
EDUCATION (excluding schools)				Sale for Cash (1990)	
Libraries	37,600.00			Cancelled, Abated or Adjusted (1990)	
Other Educational Services				Balance December 31, 1990	
STATUTORY EXPENDITURES				CURRENT FINANCES DECEMBER 31, 1990	
Pensions & F. I. C. A.	871,847.00			ASSETS	
Employee Fringe Benefits				Cash Dec. 31, 1990	
Other Statutory Expenditures				Taxes Receivable	
CETA And Other Public Employment Programs				Tax Title Liens	
MUNICIPAL FUNCTIONS				Foreclosed Property	
CAPITAL IMPROVEMENTS	11,084,260.41			Emergencies & Other Deferred Charges	
DÉBT SERVICE				State and Federal Aid Receivable	
Principal Payments	1,062,000.00			Other Receivables	
Interest Payments	589,743.75			Total	
DEFERRED CHARGES	89,500.00			LIABILITIES, RESERVES, AND SURPLUS	
SCHOOL, COUNTY, SPECIAL DISTRICT TAXES	29,320,914.57			Cash Liabilities	
RESERVE FOR UNCOLLECTED TAXES	1,084,945.54			Reserves for Receivables	
EXPENDITURES				Surplus Dec. 31, 1990	
TOTAL	43,230,364.27			Total	

\*Includes County Health Service Taxes, County Vocational School Taxes, or County Open Space Tax. See Table 13.

1520

Population 1980 **3,731**  
 Population 1990 **5,416**  
 S & P Rating  
 Moody Rating

General Tax Rate Per \$100. **2.06**  
 State Equalized Tax Rate **2.10**

## OCEAN TOWNSHIP - OCEAN COUNTY

Form of Government  
 Township Committee  
 Number of Members - 3

PER CAPITA:  
 Grass Debt **213.14**  
 Net Debt **102.19**  
 Debt Service **13.49**  
 Total Tax Levy **1,643.55**  
 Municipal Expenditures **580.10**

PER CENT:  
 Grass Debt **.30**  
 Net Debt **.14**  
 Tax Levy Collected **86.94**  
 Tax Levy Cancelled, Abated or Adjusted **.98**

EXPENDITURES		REVENUES-REALIZED		1990 PROPERTY TAX	
<b>GENERAL GOVERNMENT</b>				<b>STATE EQUALIZED TAX RATE</b>	
Governing Body & Public Boards		1990 Property Taxes Collected	7,741,520.32	Local District School Taxes	1.42
Municipal Clerk		1990 Payments in Lieu of Taxes		Regional & Consolidated School Tax	5,970,587.00
Financial Administration	53,224.97	Delinquent Tax & Lien Collections	485,633.13	School Taxes in Municipal Budget	
Assessment of Taxes	43,034.69	Business Personalty Replacement Taxes	12,628.92	County Taxes	.38 *
Collection of Taxes	44,236.35	Taxes from Public Utilities	514,078.00	County Library Taxes	.03
Planning, Housing & Development	44,650.06	Other Miscellaneous Tax Revenues		Local Municipal Purpose Taxes	.28
Human Resources	38,034.00	State Aid Revenues	27,108.23	Veteran & Senior Citizen Taxes	102,850.00
Elections	943.73	Federal Aid Revenues		Total Taxes for Rate Computation	2.11
General Administration (other)	215,524.17	State and Local Fiscal Assistance Act Utilized		Special District Taxes	
<b>JUDICIARY</b>		Sale of Acquired Property	5,579.45	Bank Corp. Taxes	
Municipal Courts	34,200.00	Other Miscellaneous Revenues	544,338.33	Added and Omitted Taxes	75,122.64
<b>PUBLIC SAFETY</b>		Total	9,330,886.88	Total Taxes Levied - ABSTRACT	8,901,461.59
Fire Protection	21,254.00	Prior Years Surplus Appropriated	950,000.00	Total Taxes Billed	8,904,226.06
Police Protection	593,724.81	REVENUES TOTAL	10,280,886.88	1990 TAXES COLLECTED	7,741,520.32
Civil Defense & Disaster Control	1,000.00	Reserve For Uncollected Taxes	574,000.00	1990 Taxes Cancelled, Abated or Adjusted	87,391.45
Environmental Inspection & Control	16,775.00			Transfer to Tax Title Liens or Foreclosed	78,159.06
Other Public Safety				Balance Outstanding Dec. 31, 1990	997,155.23
<b>PUBLIC WORKS</b>		<b>CAPITAL OUTLAY TOTAL</b>	<b>55,022.36</b>	<b>PRIOR YEARS TAXES OUTSTANDING</b>	
Streets and Drainage	207,400.00	Public Enterprises		Balance January 1, 1990	534,793.30
Sewers and Sewage Processing	28,018.00	Recreation-Culture		Collected in 1990	463,654.92
Garbage and Trash Disposal	561,600.00	Public Works	17,510.36	Cancelled, Abated or Adjusted 1990	3,138.92
Public Buildings and Grounds	45,005.00	Buildings and Grounds	1,050.00	Transfers to Tax Title Liens or Foreclosed	44,995.47
Other Public Works	29,294.00	Library and Education		Balance December 31, 1990	22,994.49
<b>HEALTH and WELFARE</b>		Conservation	36,462.00	<b>TAX TITLE LIENS OUTSTANDING</b>	
Health Services Except Environmental	4,900.00	All Other		Balance January 1, 1990	70,229.87
Welfare-Public Assistance	9,000.00			Transfer From Taxes	129,851.67
Hospital, Clinics, First Aid		<b>CAPITAL DEBT AUTHORIZED, DECEMBER 31, 1990</b>		Redeemed in 1990	21,978.21
Animal, Insect, & Radent Control	5,000.00	<b>ISSUED AND UNISSUED</b>		Cancelled, Abated or Adjusted (1990)	
Other Welfare Services		School	559,000	Transfers to Foreclosed Property	
<b>RECREATION and CONSERVATION</b>		Self-Liquidating		Balance December 31, 1990	178,103.33
Beaches and Boardwalks	10,300.00	Other	595,352	<b>PROPERTY ACQUIRED BY DEED OR FORECLOSURE</b>	
Parks, Playgrounds, Shade Trees	190.00	Total	1,154,352	Balance January 1, 1990	839,600.00
Land Reclamation & Conservation	1,660.00			Transfers From Taxes or Liens	
Other Recreational Services	19,891.00	<b>ISSUED AND OUTSTANDING</b>		Sale for Cash (1990)	
<b>EDUCATION (excluding schools)</b>		School		Cancelled, Abated or Adjusted (1990)	
Libraries	6,500.00	Self-Liquidating		Balance December 31, 1990	839,600.00
Other Educational Services		Other		<b>CURRENT FINANCES DECEMBER 31, 1990</b>	
<b>STATUTORY EXPENDITURES</b>		Total		<b>ASSETS</b>	
Pensions & F. I. C. A.	110,055.00	<b>EQUALIZED VALUATION BASIS</b>		Cash Dec. 31, 1990	3,097,942.57
Employee Fringe Benefits	196,990.36	<b>FOR NET DEBT COMPUTATION</b>		Taxes Receivable	1,020,149.72
Other Statutory Expenditures	6,462.83	<b>REAL PROPERTY VALUATIONS</b>		Tax Title Liens	178,103.33
<b>CETA And Other Public Employment Programs</b>		<b>Code Class # of Parcels % VAL'N</b>		Foreclosed Property	839,600.00
<b>MUNICIPAL FUNCTIONS TOTAL</b>	<b>2,349,307.97</b>	1 Vacant Land 1313 11.98		Emergencies & Other Deferred Charges	216,200.00
<b>CAPITAL IMPROVEMENTS *MEMO*</b>		2 Residential 2795 80.74		State and Federal Aid Receivable	
<b>DEBT SERVICE</b>		3 Farm 2		Other Receivables	91,923.71
Principal Payments	41,031.00	4a Commercial 78 7.06		Total	5,443,919.33
Interest Payments	32,045.37	4b Industrial 2 .22		<b>LIABILITIES, RESERVES, AND SURPLUS</b>	
		4c Apartments		Cash Liabilities	1,637,902.27
		Total 4190		Reserves for Receivables	2,203,370.76
<b>DEFERRED CHARGES</b>	<b>145,400.00</b>	Land Area 20.62 Sq. Miles		Surplus Dec. 31, 1990	1,602,640.30
<b>SCHOOL, COUNTY, SPECIAL DISTRICT TAXES</b>	<b>7,652,332.95</b>	Net Valuation Taxable-Municipal	428,205,014	Total	5,443,919.33
<b>RESERVE FOR UNCOLLECTED TAXES</b>	<b>574,000.00</b>	Net Valuation Taxable-County	413,433,035		
<b>EXPENDITURES TOTAL</b>	<b>10,794,177.29</b>	State Equalized Valuation	419,895,205		
		State Equalization Ratio	102.13		



0508

Population 1980 13,949  
 Population 1990 15,512  
 S & P Rating A-  
 Moody Rating AAA

General Tax Rate Per \$100.

1.30

State Equalized Tax Rate

1.39

OCEAN CITY CITY - CAPE MAY COUNTY  
 Form of Government  
 Mayor-Council Plan D (OMCL 50)  
 Number of Members - 7

PER CAPITA:

Gross Debt 2,629.61  
 Net Debt 2,280.08  
 Debt Service 251.88  
 Total Tax Levy 2,805.32  
 Municipal Expenditures 1,719.06

PER CENT:

Gross Debt 1.46  
 Net Debt 1.27  
 Tax Levy Collected 95.93  
 Tax Levy Cancelled, Abated or Adjusted .31

EXPENDITURES		REVENUES-REALIZED		1990 PROPERTY TAX	
<b>GENERAL GOVERNMENT</b>				<b>STATE EQUALIZED TAX RATE</b>	
Governing Body & Public Boards	152,540.00	1990 Property Taxes Collected		Local District School Taxes	41 12,663,442.00
Municipal Clerk		1990 Payments in Lieu of Taxes		Regional & Consolidated School Tax	
Financial Administration	423,760.00	Delinquent Tax & Lien Collections		School Taxes in Municipal Budget	111,400.00
Assessment of Taxes	117,757.00	Business Personality Replacement Taxes		County Taxes	.39 * 12,134,401.42
Collection of Taxes	170,858.00	Taxes from Public Utilities		County Library Taxes	
Planning, Housing & Development	126,455.00	Other Miscellaneous Tax Revenues		Local Municipal Purpose Taxes	.59 18,235,270.79
Human Resources	195,860.35	State Aid Revenues		Veteran & Senior Citizen Taxes	137,900.00
Elections		Federal Aid Revenues		Total Taxes for Rate Computation	1.39 43,282,414.21
General Administration (other)	4,453,378.00	State and Local Fiscal Assistance Act Utilized		Special District Taxes	
<b>JUDICIARY</b>		Sale of Acquired Property		Bank Corp. Taxes	
Municipal Courts	238,323.00	Other Miscellaneous Revenues		Added and Omitted Taxes	371,543.04
<b>PUBLIC SAFETY</b>		Total		Total Taxes Levied - ABSTRACT	43,516,057.25
Fire Protection	5,200,812.07	Prior Years Surplus Appropriated		Total Taxes Billed	43,665,337.38
Police Protection	668,519.00	REVENUES TOTAL		1990 TAXES COLLECTED	41,890,026.55
Civil Defense & Disaster Control	19,700.00	Reserve For Uncollected Taxes		1990 Taxes Cancelled, Abated or Adjusted	137,192.96
Environmental Inspection & Control	353,522.00	CAPITAL OUTLAY TOTAL		Transfer to Tax Title Liens or Foreclosed	78,773.47
Other Public Safety				Balance Outstanding Dec. 31, 1990	1,559,344.40
<b>PUBLIC WORKS</b>		Public Enterprises		<b>PRIOR YEARS TAXES OUTSTANDING</b>	
Streets and Drainage	1,654,770.00	Recreation—Culture		Balance January 1, 1990	979,646.25
Sewers and Sewage Processing	2,384,825.00	Public Works		Collected in 1990	865,912.44
Garbage and Trash Disposal	19,500.00	Buildings and Grounds		Cancelled, Abated or Adjusted 1990	32,703.78
Public Buildings and Grounds		Library and Education		Transfers to Tax Title Liens or Foreclosed	41,499.13
Other Public Works	665,033.00	Conservation		Balance December 31, 1990	39,530.90
<b>HEALTH and WELFARE</b>		All Other		<b>TAX TITLE LIENS OUTSTANDING</b>	
Health Services Except Environmental		CAPITAL DEBT AUTHORIZED, DECEMBER 31, 1990		Balance January 1, 1990	51,062.08
Welfare-Public Assistance	33,000.00	ISSUED AND UNISSUED		Transfer From Taxes	127,363.55
Hospital, Clinics, First Aid		GROSS DEBT		Redeemed in 1990	28,233.65
Animal, Insect, & Rodent Control	34,835.00	NET DEBT		Cancelled, Abated or Adjusted (1990)	
Other Welfare Services		School		Transfers to Foreclosed Property	
<b>RECREATION and CONSERVATION</b>		Self-Liquidating		Balance December 31, 1990	150,191.98
Beaches and Boardwalks	720,700.00	Other		<b>PROPERTY ACQUIRED BY DEED OR</b>	
Parks, Playgrounds, Shade Trees	724,113.00	Total		<b>FORECLOSURE</b>	
Land Reclamation & Conservation	21,000.00	ISSUED AND OUTSTANDING		Balance January 1, 1990	261,176.00
Other Recreational Services	317,919.00	School		Transfers From Taxes or Liens	
<b>EDUCATION (excluding schools)</b>		Self-Liquidating		Sale for Cash (1990)	
Libraries	542,003.00	Other		Cancelled, Abated or Adjusted (1990)	
Other Educational Services	5,000.00	Total		Balance December 31, 1990	261,176.00
<b>STATUTORY EXPENDITURES</b>		EQUALIZED VALUATION BASIS		<b>CURRENT FINANCES DECEMBER 31, 1990</b>	
Pensions & F. I. C. A.	1,695,000.00	FOR NET DEBT COMPUTATION		<b>ASSETS</b>	
Employee Fringe Benefits		REAL PROPERTY VALUATIONS		Cash Dec. 31, 1990	3,891,538.08
Other Statutory Expenditures	51,400.00	Code Class # of Parcels % VAL'N		Taxes Receivable	1,598,875.30
CETA And Other Public Employment Programs		1 Vacant Land 1798 3.50		Tax Title Liens	150,191.98
<b>MUNICIPAL FUNCTIONS</b>		2 Residential 13594 87.32		Foreclosed Property	261,176.00
CAPITAL IMPROVEMENTS *MEMO*	200,000.00	3 Farm		Emergencies & Other Deferred Charges	184,000.00
<b>DEBT SERVICE</b>		4a Commercial 456 7.25		State and Federal Aid Receivable	28,229.65
Principal Payments	2,251,895.52	4b Industrial 3 .02		Other Receivables	8,535.57
Interest Payments	1,655,235.34	4c Apartments 64 1.91		Total	6,122,546.58
<b>TYPE I SCHL DEBT *MEMO</b>		Total 15915		<b>LIABILITIES, RESERVES, AND SURPLUS</b>	
DEFERRED CHARGES	308,612.37	Land Area 5.83 Sq. Miles		Cash Liabilities	1,986,685.99
SCHOOL, COUNTY, SPECIAL DISTRICT TAXES	24,909,243.42	Net Valuation Taxable-Municipal		Reserves for Receivables	2,018,778.85
RESERVE FOR UNCOLLECTED TAXES	1,459,574.30	Net Valuation Taxable-County		Surplus Dec. 31, 1990	2,117,081.74
<b>EXPENDITURES</b>		State Equalized Valuation		Total	6,122,546.58
TOTAL	51,575,253.37	State Equalization Ratio			
		107.27			

\* ABOVE DEBT SERVICE INCLUDES TYPE I SCHOOL DEBT

434

\*Includes County Health Service Taxes, County Vocational School Taxes, or County Open Space Tax. See Table 13.



1521

Population 1980 1,385  
 Population 1990 2,073  
 S & P Rating  
 Moody Rating

General Tax Rate Per \$100. 1.74  
 State Equalized Tax Rate 1.96

OCEAN GATE BOROUGH - OCEAN COUNTY  
 Form of Government  
 Borough Council  
 Number of Members - 6

PER CAPITA: Gross Debt 931.23 PER CENT: Gross Debt 1.83  
 Net Debt 727.81 Net Debt 1.43  
 Debt Service 9.62 Tax Levy Collected 91.28  
 Total Tax Levy 1,042.70 Tax Levy Cancelled, Abated  
 Municipal Expenditures 471.37 or Adjusted 49

EXPENDITURES		REVENUES-REALIZED		1990 PROPERTY TAX	
GENERAL GOVERNMENT				STATE EQUALIZED TAX RATE	
Governing Body & Public Boards		1990 Property Taxes Collected	1,977,929.34	Local District School Taxes	.65 722,945.00
Municipal Clerk		1990 Payments in Lieu of Taxes		Regional & Consolidated School Tax	.33 362,696.26
Financial Administration	6,036.21	Delinquent Tax & Lien Collections	115,794.52	School Taxes in Municipal Budget	
Assessment of Taxes	17,458.87	Business Personalty Replacement Taxes	2,976.28	County Taxes	.38 * 422,649.32
Collection of Taxes	17,378.28	Taxes from Public Utilities	101,726.00	County Library Taxes	.03 28,185.90
Planning, Housing & Development	6,854.00	Other Miscellaneous Tax Revenues	8,976.70	Local Municipal Purpose Taxes	.57 626,900.00
Human Resources		State Aid Revenues		Veteran & Senior Citizen Taxes	32,000.00
Elections		Federal Aid Revenues		Total Taxes for Rate Computation	1.96 2,195,286.48
General Administration (other)	136,354.89	State and Local Fiscal Assistance Act Utilized		Special District Taxes	
JUDICIARY		Sale of Acquired Property		Bank Corp. Taxes	
Municipal Courts	19,272.18	Other Miscellaneous Revenues	136,535.75	Added and Omitted Taxes	3,567.75
PUBLIC SAFETY		Total	2,343,933.59	Total Taxes Levied - ABSTRACT	2,166,854.23
Fire Protection	9,710.00	Prior Years Surplus Appropriated	4,000.00	Total Taxes Billed	2,166,854.23
Police Protection	175,752.61	REVENUES TOTAL	2,347,938.59	1990 TAXES COLLECTED	1,977,929.34
Civil Defense & Disaster Control	100.00	Reserve For Uncollected Taxes	149,215.97	1990 Taxes Cancelled, Abated or Adjusted	10,459.42
Environmental Inspection & Control	3,353.58	CAPITAL OUTLAY TOTAL	66,439.87	Transfer to Tax Title Liens or Foreclosed	17,209.31
Other Public Safety				Balance Outstanding Dec. 31, 1990	161,256.16
PUBLIC WORKS				PRIOR YEARS TAXES OUTSTANDING	
Streets and Drainage	47,170.59	Public Enterprises	15,999.40	Balance January 1, 1990	116,088.19
Sewers and Sewage Processing		Recreation-Culture		Collected in 1990	109,108.79
Garbage and Trash Disposal	169,960.00	Public Works		Cancelled, Abated or Adjusted 1990	
Public Buildings and Grounds	30,603.45	Buildings and Grounds	11,561.21	Transfers to Tax Title Liens or Foreclosed	6,948.76
Other Public Works	13,500.00	Library and Education		Balance December 31, 1990	30.64
HEALTH and WELFARE		Conservation	38,879.26	TAX TITLE LIENS OUTSTANDING	
Health Services Except Environmental	193.82	All Other		Balance January 1, 1990	7,904.91
Welfare-Public Assistance	670.00	CAPITAL DEBT AUTHORIZED, DECEMBER 31, 1990		Transfer From Taxes	25,809.71
Hospital, Clinics, First Aid		ISSUED AND UNISSUED		Redeemed in 1990	6,685.73
Animal, Insect, & Rodent Control	929.60	School	58,243	Cancelled, Abated or Adjusted (1990)	
Other Welfare Services		Self-Liquidating	1,760,258	Transfers to Foreclosed Property	
RECREATION and CONSERVATION		Other	116,693	Balance December 31, 1990	27,028.89
Beaches and Boardwalks	31,915.68	Total	1,935,199	PROPERTY ACQUIRED BY DEED OR	
Parks, Playgrounds, Shade Trees				FORECLOSURE	
Land Reclamation & Conservation		ISSUED AND OUTSTANDING		Balance January 1, 1990	9,150.00
Other Recreational Services	1,257.00	School	58,248.11	Transfers From Taxes or Liens	
EDUCATION (excluding schools)		Self-Liquidating	1,744,769.37	Sale for Cash (1990)	
Libraries		Other	81,693.59	Cancelled, Abated or Adjusted (1990)	
Other Educational Services		Total	1,884,711.07	Balance December 31, 1990	9,150.00
STATUTORY EXPENDITURES		EQUALIZED VALUATION BASIS		CURRENT FINANCES DECEMBER 31, 1990	
Pensions & F. L. C. A.	31,455.12	FOR NET DEBT COMPUTATION	105,729.200	ASSETS	
Employee Fringe Benefits	49,300.00	REAL PROPERTY VALUATIONS		Cash Dec. 31, 1990	596,811.47
Other Statutory Expenditures	1,500.00	Code Class # of Parcels % VAL'N	ASSESSED VALUATION	Taxes Receivable	161,286.80
CETA And Other Public Employment Programs		1 Vacant Land 98 3.10	3,849,500.00	Tax Title Liens	27,028.89
MUNICIPAL FUNCTIONS TOTAL	770,725.88	2 Residential 994 94.14	117,018,900.00	Foreclosed Property	9,150.00
CAPITAL IMPROVEMENTS *MEMO*		3 Farm		Emergencies & Other Deferred Charges	30,500.00
DEBT SERVICE		4a Commercial 18 2.76	3,435,300.00	State and Federal Aid Receivable	10,430.61
Principal Payments	20,000.00	4b Industrial		Other Receivables	1,981.80
Interest Payments		4c Apartments		Total	837,189.57
DEFERRED CHARGES	39,558.27	Total 1110	124,303,700.00	LIABILITIES, RESERVES, AND SURPLUS	
SCHOOL, COUNTY, SPECIAL DISTRICT TAXES	1,536,386.48	Land Area .50 Sq. Miles		Cash Liabilities	472,180.17
RESERVE FOR UNCOLLECTED TAXES	149,215.97	Net Valuation Taxable-Municipal	124,650,722	Reserves for Receivables	199,447.49
EXPENDITURES TOTAL	2,515,886.60	Net Valuation Taxable-County	111,000,924	Surplus Dec. 31, 1990	165,561.91
		State Equalized Valuation	110,898,160	Total	837,189.57
		State Equalization Ratio	112.44		

1338

Population 1980 5,888  
 Population 1990 6,140  
 S & P Rating A  
 Moody Rating

General Tax Rate Per \$100. 1.86  
 State Equalized Tax Rate 1.78

OCEANPORT BOROUGH - MONMOUTH CO.  
 Form of Government  
 Borough Council  
 Number of Members - 6

PER CAPITA:  
 Gross Debt 273.26  
 Net Debt 219.82  
 Debt Service 21.54  
 Total Tax Levy 1,391.09  
 Municipal Expenditures 481.71

PER CENT:  
 Gross Debt .36  
 Net Debt .29  
 Tax Levy Collected 95.88  
 Tax Levy Cancelled, Abated or Adjusted

EXPENDITURES		REVENUES-REALIZED		1990 PROPERTY TAX	
GENERAL GOVERNMENT		1990 Property Taxes Collected		STATE EQUALIZED TAX RATE	
Governing Body & Public Boards	2,939.07	1990 Payments in Lieu of Taxes		Local District School Taxes	3,032,898.00
Municipal Clerk		Delinquent Tax & Lien Collections		Regional & Consolidated School Tax	1,957,419.44
Financial Administration	53,006.43	Business Personalty Replacement Taxes		School Taxes in Municipal Budget	
Assessment of Taxes	27,026.50	Taxes from Public Utilities		County Taxes	* 2,031,303.00
Collection of Taxes	33,535.00	Other Miscellaneous Tax Revenues		County Library Taxes	66,627.85
Planning, Housing & Development	23,676.11	State Aid Revenues		Local Municipal Purpose Taxes	1,450,884.00
Human Resources	53,472.50	Federal Aid Revenues		Veteran & Senior Citizen Taxes	31,650.00
Elections		State and Local Fiscal Assistance Act Utilized		Total Taxes for Rate Computation	8,570,782.29
General Administration (other)	390,546.22	Sale of Acquired Property		Special District Taxes	
JUDICIARY		Other Miscellaneous Revenues		Bank Corp. Taxes	
Municipal Courts		Prior Years Surplus Appropriated		Added and Omitted Taxes	10,497.24
PUBLIC SAFETY		REVENUES TOTAL		Total Taxes Levied - ABSTRACT	8,549,629.53
Fire Protection	66,778.48	CAPITAL OUTLAY TOTAL		Total Taxes Billed	8,549,629.53
Police Protection	745,950.00	Public Enterprises		1990 TAXES COLLECTED	8,197,749.05
Civil Defense & Disaster Control	3,990.00	Recreation-Culture		1990 Taxes Cancelled, Abated or Adjusted	
Environmental Inspection & Control	39,480.00	Public Works		Transfer to Tax Title Liens or Foreclosed	
Other Public Safety		Buildings and Grounds		Balance Outstanding Dec. 31, 1990	351,880.48
PUBLIC WORKS		Library and Education		PRIOR YEARS TAXES OUTSTANDING	
Streets and Drainage	181,970.00	Conservation		Balance January 1, 1990	243,986.32
Sewers and Sewage Processing		All Other		Collected in 1990	243,986.32
Garbage and Trash Disposal	441,796.54	CAPITAL DEBT AUTHORIZED, DECEMBER 31, 1990		Cancelled, Abated or Adjusted 1990	
Public Buildings and Grounds	106,000.00	ISSUED AND UNISSUED		Transfers to Tax Title Liens or Foreclosed	
Other Public Works		SCHOOL		Balance December 31, 1990	
HEALTH and WELFARE		GROSS DEBT		TAX TITLE LIENS OUTSTANDING	
Health Services Except Environmental	31,830.00	NET DEBT		Balance January 1, 1990	11,218.24
Welfare-Public Assistance	9,924.96	Total		Transfer From Taxes	
Hospital, Clinics, First Aid		Total		Redeemed in 1990	
Animal, Insect, & Rodent Control		Total		Cancelled, Abated or Adjusted (1990)	
Other Welfare Services		Total		Transfers to Foreclosed Property	
RECREATION and CONSERVATION		Total		Balance December 31, 1990	11,218.24
Beaches and Boardwalks	31,431.00	ISSUED AND OUTSTANDING		PROPERTY ACQUIRED BY DEED OR FORECLOSURE	
Parks, Playgrounds, Shade Trees	44,406.61	SCHOOL		Balance January 1, 1990	175,750.00
Land Reclamation & Conservation	2,400.00	Self-Liquidating		Transfers From Taxes or Liens	
Other Recreational Services		Other		Sale for Cash (1990)	
EDUCATION (excluding schools)		Total		Cancelled, Abated or Adjusted (1990)	
Libraries	3,414.00	Total		Balance December 31, 1990	175,750.00
Other Educational Services	50.00	EQUALIZED VALUATION BASIS FOR NET DEBT COMPUTATION		CURRENT FINANCES DECEMBER 31, 1990	
STATUTORY EXPENDITURES		REAL PROPERTY VALUATIONS		ASSETS	
Pensions & F. I. C. A.	152,460.00	Code Class # of Parcels % VAL'N		Cash Dec. 31, 1990	2,640,522.43
Employee Fringe Benefits		1 Vacant Land 195 3.26		Taxes Receivable	351,880.48
Other Statutory Expenditures	4,000.00	2 Residential 1811 78.68		Tax Title Liens	11,218.24
CETA And Other Public Employment Programs		3 Farm 1		Foreclosed Property	175,750.00
MUNICIPAL FUNCTIONS TOTAL	2,457,083.42	4a Commercial 52 15.18		Emergencies & Other Deferred Charges	58,446.00
CAPITAL IMPROVEMENTS *MEMO*	3,500.00	4b Industrial 1 2.81		State and Federal Aid Receivable	
DEBT SERVICE		4c Apartments 1 .07		Other Receivables	62,354.50
Principal Payments	62,000.00	Total 2061		Total	3,300,171.65
Interest Payments	70,395.00	Land Area 3.10 Sq. Miles		LIABILITIES, RESERVES, AND SURPLUS	
DEFERRED CHARGES	36,111.07	Net Valuation Taxable-Municipal		Cash Liabilities	2,391,744.09
SCHOOL, COUNTY, SPECIAL DISTRICT TAXES	7,088,248.29	Net Valuation Taxable-County		Reserves for Receivables	601,203.22
RESERVE FOR UNCOLLECTED TAXES	334,974.03	State Equalized Valuation		Surplus Dec. 31, 1990	307,224.34
EXPENDITURES TOTAL	10,048,811.81	State Equalization Ratio		Total	3,300,171.65

\*Includes County Health Service Taxes, County Vocational School Taxes, or County Open Space Tax. See Table 13.



1916

Population 1980 2,737  
 Population 1990 2,722  
 S & P Rating  
 Moody Rating BAA

General Tax Rate Per \$100. 1.83  
 State Equalized Tax Rate 2.10

OGDENSBURG BORO. - SUSSEX CO.  
 Form of Government  
 Borough Council  
 Number of Members - 6

PER CAPITA:  
 Gross Debt 1,565.54  
 Net Debt 448.89  
 Debt Service 28.25  
 Total Tax Levy 942.74  
 Municipal Expenditures 683.45  
 PER CENT:  
 Gross Debt 3.75  
 Net Debt 1.08  
 Tax Levy Collected 92.92  
 Tax Levy Cancelled, Abated or Adjusted .67

EXPENDITURES		REVENUES-REALIZED		1990 PROPERTY TAX	
GENERAL GOVERNMENT				STATE EQUALIZED TAX RATE	
Governing Body & Public Boards		1990 Property Taxes Collected	2,387,022.92	Local District School Taxes	905,314.50
Municipal Clerk		1990 Payments in Lieu of Taxes		Regional & Consolidated School Tax	617,424.75
Financial Administration	34,125.00	Delinquent Tax & Lien Collections	136,728.19	School Taxes in Municipal Budget	
Assessment of Taxes	17,050.00	Business Personalty, Replacement Taxes	68,393.96	County Taxes	329,241.81
Collection of Taxes	19,000.00	Taxes from Public Utilities	62,422.00	County Library Taxes	21,407.46
Planning, Housing & Development	348,100.00	Other Miscellaneous Tax Revenues		Local Municipal Purpose Taxes	667,076.00
Human Resources	4,509.00	State Aid Revenues	364,319.05	Veteran & Senior Citizen Taxes	26,150.00
Elections	1,606.00	Federal Aid Revenues		Total Taxes for Rate Computation	2,566,614.52
General Administration (other)	198,173.00	State and Local Fiscal Assistance Act Utilized		Special District Taxes	
JUDICIARY		Sale of Acquired Property		Bank Corp. Taxes	
Municipal Courts	22,230.36	Other Miscellaneous Revenues	723,646.25	Added and Omitted Taxes	25,669.02
PUBLIC SAFETY		Total	3,742,532.37	Total Taxes Levied - ABSTRACT	2,566,133.54
Fire Protection	28,508.00	Prior Years Surplus Appropriated		Total Taxes Billed	2,568,817.00
Police Protection	272,234.36	REVENUES TOTAL	3,742,532.37	1990 TAXES COLLECTED	2,387,022.92
Civil Defense & Disaster Control	775.00	Reserve For Uncollected Taxes	179,785.00	1990 Taxes Cancelled, Abated or Adjusted	17,104.12
Environmental Inspection & Control	3,400.00	CAPITAL OUTLAY TOTAL	508,449.41	Transfer to Tax Title Liens or Foreclosed	4,058.94
Other Public Safety				Balance Outstanding Dec. 31, 1990	160,631.02
PUBLIC WORKS				PRIOR YEARS TAXES OUTSTANDING	
Streets and Drainage	189,700.00	Public Enterprises	51,786.57	Balance January 1, 1990	136,356.30
Sewers and Sewage Processing	2,500.00	Recreation-Culture	32,669.68	Collected in 1990	136,728.19
Garbage and Trash Disposal	200,000.00	Public Works	34.00	Cancelled, Abated or Adjusted 1990	128.11
Public Buildings and Grounds	28,100.00	Buildings and Grounds	423,909.16	Transfers to Tax Title Liens or Foreclosed	
Other Public Works		Library and Education		Balance December 31, 1990	
HEALTH and WELFARE		Conservation		TAX TITLE LIENS OUTSTANDING	
Health Services Except Environmental	30,935.00	All Other		Balance January 1, 1990	7,209.45
Welfare-Public Assistance	100.00	CAPITAL DEBT AUTHORIZED, DECEMBER 31, 1990		Transfer From Taxes	4,058.94
Hospital, Clinics, First Aid		ISSUED AND UNISSUED		Redeemed in 1990	
Animal, Insect, & Rodent Control	7,865.00	School	1,992,325	Cancelled, Abated or Adjusted (1990)	
Other Welfare Services		Self-Liquidating	1,468,529	Transfers to Foreclosed Property	
RECREATION and CONSERVATION		Other	800,556	Balance December 31, 1990	11,268.39
Beaches and Boardwalks		Total	4,261,410	PROPERTY ACQUIRED BY DEED OR FORECLOSURE	
Parks, Playgrounds, Shade Trees	23,101.00	ISSUED AND OUTSTANDING		Balance January 1, 1990	70,700.00
Land Reclamation & Conservation		School	1,752,325.00	Transfers From Taxes or Liens	
Other Recreational Services	1,000.00	Self-Liquidating	1,297,129.66	Sale for Cash (1990)	
EDUCATION (excluding schools)		Other	676,100.00	Cancelled, Abated or Adjusted (1990)	
Libraries		Total	3,745,554.66	Balance December 31, 1990	70,700.00
Other Educational Services	350.00	EQUALIZED VALUATION BASIS		CURRENT FINANCES DECEMBER 31, 1990	
STATUTORY EXPENDITURES		FOR NET DEBT COMPUTATION	113,619,513	ASSETS	
Pensions & F. I. C. A.	60,000.00	REAL PROPERTY VALUATIONS		Cash Dec. 31, 1990	915,360.14
Employee Fringe Benefits	72,800.00	Code Class # of Parcels % VAL'N		Taxes Receivable	160,631.02
Other Statutory Expenditures	1.00	1 Vacant Land 91 6.10		Tax Title Liens	11,268.39
CETA And Other Public Employment Programs		2 Residential 782 82.41		Foreclosed Property	70,700.00
MUNICIPAL FUNCTIONS TOTAL	1,576,222.72	3 Farm 5 .70		Emergencies & Other Deferred Charges	60,600.00
CAPITAL IMPROVEMENTS *MEMO*	10,000.00	4a Commercial 29 7.21		State and Federal Aid Receivable	9,188.08
DEBT SERVICE		4b Industrial 2 1.77		Other Receivables	58,589.48
Principal Payments	54,500.00	4c Apartments 11 1.31		Total	1,286,343.11
Interest Payments	22,404.18	Total 920		LIABILITIES, RESERVES, AND SURPLUS	
DEFERRED CHARGES	27,447.00	Land Area 2.20 Sq. Miles		Cash Liabilities	566,090.35
SCHOOL, COUNTY, SPECIAL DISTRICT TAXES	1,873,358.52	Net Valuation Taxable-Municipal	133,969,334	Reserves for Receivables	301,188.39
RESERVE FOR UNCOLLECTED TAXES	179,785.00	Net Valuation Taxable-County	115,434,272	Surplus Dec. 31, 1990	419,073.87
EXPENDITURES TOTAL	3,733,747.42	State Equalized Valuation	121,152,593	Total	1,286,343.11
		State Equalization Ratio	114.73		



Population 1980 51,515  
 Population 1990 56,475  
 S & P Rating A  
 Moody Rating AAA

General Tax Rate Per \$100. 2.38  
 State Equalized Tax Rate 2.57

OLD BRIDGE TOWNSHIP - MIDDLESEX CO.  
 Form of Government  
 Mayor-Council Plan F (OMCL 50)  
 Number of Members - 9

PER CAPITA:  
 Gross Debt 596.13  
 Net Debt 504.59  
 Debt Service 45.37  
 Total Tax Levy 1,342.70  
 Municipal Expenditures 432.60

PER CENT:  
 Gross Debt 1.27  
 Net Debt 1.08  
 Tax Levy Collected 95.27  
 Tax Levy Cancelled, Abated or Adjusted .06

EXPENDITURES		REVENUES-REALIZED		1990 PROPERTY TAX	
<b>GENERAL GOVERNMENT</b>				<b>STATE EQUALIZED TAX RATE</b>	
Governing Body & Public Boards		1990 Property Taxes Collected	72,696,106.21	Local District School Taxes	1.48 41,787,375.50
Municipal Clerk		1990 Payments in Lieu of Taxes	76,327.00	Regional & Consolidated School Tax	
Financial Administration	613,607.00	Delinquent Tax & Lien Collections	1,579,271.80	School Taxes in Municipal Budget	
Assessment of Taxes	281,921.00	Business Personality Replacement Taxes	296,258.32	County Taxes	.44 12,411,021.59
Collection of Taxes		Taxes from Public Utilities	3,063,654.00	County Library Taxes	
Planning, Housing & Development	188,412.00	Other Miscellaneous Tax Revenues	694,736.66	Local Municipal Purpose Taxes	.64 18,117,577.82
Human Resources	623,503.20	State Aid Revenues		Veteron & Senior Citizen Taxes	381,600.00
Elections	24,567.00	Federal Aid Revenues		Total Taxes for Rate Computation	2.56 72,697,574.91
General Administration (other)	3,041,454.00	State and Local Fiscal Assistance Act Utilized		Special District Taxes	2,988,005.08
<b>JUDICIARY</b>		Sale of Acquired Property		Bank Corp. Taxes	
Municipal Courts	602,731.00	Other Miscellaneous Revenues	3,181,699.16	Added and Omitted Taxes	524,748.37
<b>PUBLIC SAFETY</b>		Total	81,588,053.15	Total Taxes Levied - ABSTRACT	75,828,728.36
Fire Protection		Prior Years Surplus Appropriated	100,000.00	Total Taxes Billed	76,308,440.05
Police Protection	6,071,515.00	REVENUES TOTAL	81,688,053.15	1990 TAXES COLLECTED	72,696,106.21
Civil Defense & Disaster Control	4,250.00	Reserve For Uncollected Taxes	343,404.00	1990 Taxes Cancelled, Abated or Adjusted	46,172.07
Environmental Inspection & Control	675,648.00	CAPITAL OUTLAY TOTAL	4,830,936.47	Transfer to Tax Title Liens or Foreclosed	683,433.48
Other Public Safety				Balance Outstanding Dec. 31, 1990	2,882,728.29
<b>PUBLIC WORKS</b>				<b>PRIOR YEARS TAXES OUTSTANDING</b>	
Streets and Drainage	1,364,772.00	Public Enterprises	452,236.43	Balance January 1, 1990	1,526,806.24
Sewers and Sewage Processing	812,887.00	Recreation-Culture		Collected in 1990	1,040,777.05
Garbage and Trash Disposal		Public Works		Cancelled, Abated or Adjusted 1990	363.03
Public Buildings and Grounds	310,157.00	Buildings and Grounds	4,428,699.99	Transfers to Tax Title Liens or Foreclosed	388,875.35
Other Public Works	149,000.00	Library and Education		Balance December 31, 1990	96,790.81
<b>HEALTH and WELFARE</b>		Conservation		<b>TAX TITLE LIENS OUTSTANDING</b>	
Health Services Except Environmental	371,059.00	All Other		Balance January 1, 1990	929,453.53
Welfare-Public Assistance	56,214.00	CAPITAL DEBT AUTHORIZED, DECEMBER 31, 1990		Transfer From Taxes	1,155,427.99
Hospital, Clinics, First Aid		ISSUED AND UNISSUED		Redeemed in 1990	538,494.75
Animal, Insect, & Rodent Control	56,467.00	School	5,160,000.00	Cancelled, Abated or Adjusted (1990)	16,494.62
Other Welfare Services		Self-Liquidating		Transfers to Foreclosed Property	
<b>RECREATION and CONSERVATION</b>		Other	28,496,440.00	Balance December 31, 1990	1,529,892.15
Beaches and Boardwalks		Total	33,666,440.00	<b>PROPERTY ACQUIRED BY DEED OR FORECLOSURE</b>	
Parks, Playgrounds, Shade Trees	698,137.00	ISSUED AND OUTSTANDING		Balance January 1, 1990	3,476,300.00
Land Reclamation & Conservation	27,917.00	School	5,160,000.00	Transfers From Taxes or Liens	
Other Recreational Services	22,000.00	Self-Liquidating		Sole for Cash (1990)	
<b>EDUCATION (excluding schools)</b>		Other	18,493,340.96	Cancelled, Abated or Adjusted (1990)	
Libraries	910,847.00	Total	23,653,340.96	Balance December 31, 1990	3,476,300.00
Other Educational Services		EQUALIZED VALUATION BASIS		<b>CURRENT FINANCES DECEMBER 31, 1990</b>	
<b>STATUTORY EXPENDITURES</b>		FOR NET DEBT COMPUTATION	2,659,821,841	<b>ASSETS</b>	
Pensions & F. I. C. A.	1,564,920.00	REAL PROPERTY VALUATIONS		Cash Dec. 31, 1990	5,132,047.90
Employee Fringe Benefits	2,722,000.00	Code Class # of Parcels % VAL'N		Taxes Receivable	2,979,519.10
Other Statutory Expenditures	1,001.00	1 Vacant Land 2089 9.59	290,934,000.00	Tax Title Liens	1,529,892.15
<b>CETA And Other Public Employment Programs</b>		2 Residential 14318 72.89	2,211,982,500.00	Foreclosed Property	3,476,300.00
<b>MUNICIPAL FUNCTIONS</b>		3 Farm 162 .54	16,298,300.00	Emergencies & Other Deferred Charges	165,000.00
<b>CAPITAL IMPROVEMENTS</b>		4a Commercial 414 7.52	228,114,324.00	State and Federal Aid Receivable	214,362.63
<b>DEBT SERVICE</b>		4b Industrial 58 2.11	64,180,600.00	Other Receivables	102,722.97
Principal Payments	1,333,580.43	4c Apartments 16 7.36	223,255,400.00	Total	13,599,844.75
Interest Payments	1,223,536.92	Total 17057	3,034,765,124.00	<b>LIABILITIES, RESERVES, AND SURPLUS</b>	
<b>DEFERRED CHARGES</b>		Land Area 38.31 Sq. Miles		Cash Liabilities	3,774,316.14
SCHOOL, COUNTY, SPECIAL DISTRICT TAXES	330,543.10	Net Valuation Taxable-Municipal	3,048,681,450	Reserves for Receivables	8,257,068.47
RESERVE FOR UNCOLLECTED TAXES	57,186,402.17	Net Valuation Taxable-County	3,104,713,535	Surplus Dec. 31, 1990	1,568,460.14
<b>EXPENDITURES</b>		State Equalized Valuation	2,872,856,622	Total	13,599,844.75
TOTAL	81,617,452.87	State Equalization Ratio	107.97		

0243

Population 1980 4,168  
 Population 1990 4,254  
 S & P Rating  
 Moody Rating A1

General Tax Rate Per \$100. 2.33  
 State Equalized Tax Rate 1.28

OLD TAPPAN BOROUGH - BERGEN COUNTY  
 Form of Government  
 Borough Council  
 Number of Members - 6

## PER CAPITA:

Gross Debt 1,534.00  
 Net Debt 820.28  
 Debt Service 99.03  
 Total Tax Levy 1,840.78  
 Municipal Expenditures 761.79

## PER CENT:

Gross Debt 1.16  
 Net Debt .62  
 Tax Levy Collected 96.52  
 Tax Levy Cancelled, Abated or Adjusted .13

EXPENDITURES		REVENUES-REALIZED		1990 PROPERTY TAX	
GENERAL GOVERNMENT				STATE EQUALIZED TAX RATE	
Governing Body & Public Boards		1990 Property Taxes Collected	7,560,275.00	Local District School Taxes	.58 3,518,719.00
Municipal Clerk		1990 Payments in Lieu of Taxes		Regional & Consolidated School Tax	.35 2,134,201.61
Financial Administration	50,975.00	Delinquent Tax & Lien Collections	200,456.00	School Taxes in Municipal Budget	
Assessment of Taxes	13,220.00	Business Personalty Replacement Taxes	38,691.00	County Taxes	.23 1,382,201.20
Collection of Taxes	34,150.00	Taxes from Public Utilities	1,001,050.00	County Library Taxes	
Planning, Housing & Development	28,930.10	Other Miscellaneous Tax Revenues		Local Municipal Purpose Taxes	.12 721,399.00
Human Resources	46,506.00	State Aid Revenues	62,889.00	Veteran & Senior Citizen Taxes	
Elections		Federal Aid Revenues		Total Taxes for Rate Computation	1.28 7,777,670.81
General Administration (other)	281,028.00	State and Local Fiscal Assistance Act Utilized		Special District Taxes	
JUDICIARY		Sale of Acquired Property		Bank Corp. Taxes	
Municipal Courts	13,294.00	Other Miscellaneous Revenues	1,013,440.40	Added and Omitted Taxes	
PUBLIC SAFETY		Total	9,876,800.40	Total Taxes Levied - ABSTRACT	7,830,673.81
Fire Protection	109,012.00	Prior Years Surplus Appropriated	450,000.00	Total Taxes Billed	7,832,628.00
Police Protection	699,135.00	REVENUES TOTAL	10,326,800.40	1990 TAXES COLLECTED	7,560,275.00
Civil Defense & Disaster Control		Reserve For Uncollected Taxes		1990 Taxes Cancelled, Abated or Adjusted	10,203.00
Environmental Inspection & Control	39,200.00			Transfer to Tax Title Liens or Foreclosed	277.00
Other Public Safety		CAPITAL OUTLAY TOTAL	491,546.00	Balance Outstanding Dec. 31, 1990	261,873.00
PUBLIC WORKS				PRIOR YEARS TAXES OUTSTANDING	
Streets and Drainage	285,315.00	Public Enterprises		Balance January 1, 1990	203,995.00
Sewers and Sewage Processing	21,180.00	Recreation-Culture		Collected in 1990	193,738.00
Garbage and Trash Disposal		Public Works	6,086.00	Cancelled, Abated or Adjusted 1990	1.00
Public Buildings and Grounds	51,350.00	Buildings and Grounds	485,460.00	Transfers to Tax Title Liens or Foreclosed	
Other Public Works		Library and Education		Balance December 31, 1990	10,250.00
HEALTH and WELFARE		Conservation		TAX TITLE LIENS OUTSTANDING	
Health Services Except Environmental	16,770.00	All Other		Balance January 1, 1990	9,616.00
Welfare-Public Assistance	2,270.00			Transfer From Taxes	277.00
Hospital, Clinics, First Aid		CAPITAL DEBT AUTHORIZED, DECEMBER 31, 1990		Redeemed in 1990	6,718.00
Animal, Insect, & Rodent Control		ISSUED AND UNISSUED		Cancelled, Abated or Adjusted (1990)	
Other Welfare Services		School	3,000,000	Transfers to Foreclosed Property	
RECREATION and CONSERVATION		Self-Liquidating		Balance December 31, 1990	3,175.00
Beaches and Boardwalks		Other	3,525,899	PROPERTY ACQUIRED BY DEED OR	
Parks, Playgrounds, Shade Trees	36,130.00	Total	6,525,899	FORECLOSURE	
Land Reclamation & Conservation	70,844.00	ISSUED AND OUTSTANDING		Balance January 1, 1990	397,900.00
Other Recreational Services	219,569.00	School	3,000,000.00	Transfers From Taxes or Liens	
EDUCATION (excluding schools)		Self-Liquidating		Sale for Cash (1990)	
Libraries	73,002.00	Other	3,339,532.00	Cancelled, Abated or Adjusted (1990)	
Other Educational Services		Total	6,339,532.00	Balance December 31, 1990	397,900.00
STATUTORY EXPENDITURES		EQUALIZED VALUATION BASIS		CURRENT FINANCES DECEMBER 31, 1990	
Pensions & F. I. C. A.	590,114.00	FOR NET DEBT COMPUTATION	561,526,144	ASSETS	
Employee Fringe Benefits	132,000.00	REAL PROPERTY VALUATIONS		Cash Dec. 31, 1990	3,403,154.00
Other Statutory Expenditures		Code Class # of Parcels % VAL'N ASSESSED VALUATION		Taxes Receivable	272,129.00
CETA And Other Public Employment Programs		1 Vacant Land 160 4.82 16,006,900.00		Tax Title Liens	3,175.00
MUNICIPAL FUNCTIONS TOTAL	2,818,994.10	2 Residential 1299 82.38 273,818,900.00		Foreclosed Property	397,000.00
CAPITAL IMPROVEMENTS *MEMO*	1,000.00	3 Farm 12 .26 845,500.00		Emergencies & Other Deferred Charges	11,312.00
DEBT SERVICE		4a Commercial 51 8.68 28,835,100.00		State and Federal Aid Receivable	1,107.00
Principal Payments	157,976.00	4b Industrial 1 3.87 12,875,000.00		Other Receivables	116,297.00
Interest Payments	263,281.00	4c Apartments		Total	4,204,174.00
		Total 1523 332,381,400.00		LIABILITIES, RESERVES, AND SURPLUS	
DEFERRED CHARGES	400.00	Land Area 3.10 Sq. Miles		Cash Liabilities	2,832,635.00
SCHOOL, COUNTY, SPECIAL DISTRICT TAXES	7,035,121.81	Net Valuation Taxable-Municipal	332,981,745	Reserves for Receivables	789,501.00
RESERVE FOR UNCOLLECTED TAXES		Net Valuation Taxable-County	578,065,294	Surplus Dec. 31, 1990	582,038.00
EXPENDITURES TOTAL	10,275,772.91	State Equalized Valuation	605,149,999	Total	4,204,174.00
		State Equalization Ratio	54.98		



1706

Population 1980 1,847  
 Population 1990 1,083  
 S & P Rating  
 Moody Rating

General Tax Rate Per \$100.

6.43

State Equalized Tax Rate

1.39

## OLDMANS TOWNSHIP - SALEM COUNTY

Form of Government

Township Committee

Number of Members - 3

PER CAPITA:

Gross Debt 301.42

Net Debt 106.53

Debt Service 31.81

Total Tax Levy 1,082.50

Municipal Expenditures 608.08

PER CENT:

Gross Debt .63

Net Debt .22

Tax Levy Collected 90.16

Tax Levy Cancelled, Abated

or Adjusted .25

EXPENDITURES		REVENUES-REALIZED		1990 PROPERTY TAX	
<b>GENERAL GOVERNMENT</b>				<b>STATE EQUALIZED TAX RATE</b>	
Governing Body & Public Boards	11,950.00	1990 Property Taxes Collected	1,647,399.00	Local District School Taxes	.59 937,618.78
Municipal Clerk		1990 Payments in Lieu of Taxes		Regional & Consolidated School Tax	
Financial Administration	25,100.00	Delinquent Tax & Lien Collections	159,579.00	School Taxes in Municipal Budget	
Assessment of Taxes	22,845.00	Business Personalty Replacement Taxes	42,074.00	County Taxes	.75 708,303.19
Collection of Taxes	11,100.00	Taxes from Public Utilities	161,823.00	County Library Taxes	
Planning, Housing & Development	13,350.00	Other Miscellaneous Tax Revenues		Local Municipal Purpose Taxes	.16 151,773.00
Human Resources		State Aid Revenues	15,855.00	Veteran & Senior Citizen Taxes	
Elections		Federal Aid Revenues		Total Taxes for Rate Computation	1.90 1,813,044.97
General Administration (other)	85,063.00	State and Local Fiscal Assistance Act Utilized		Special District Taxes	
<b>JUDICIARY</b>		Sale of Acquired Property		Bank Corp. Taxes	
Municipal Courts	37,800.00	Other Miscellaneous Revenues	194,430.00	Added and Omitted Taxes	
<b>PUBLIC SAFETY</b>		Total	2,222,160.00	Total Taxes Levied - ABSTRACT	1,821,844.97
Fire Protection	50,728.00	Prior Years Surplus Appropriated	277,500.00	Total Taxes Billed	1,827,153.00
Police Protection	13,450.00	<b>REVENUES</b>	2,499,660.00	<b>1990 TAXES COLLECTED</b>	1,647,399.00
Civil Defense & Disaster Control	1,930.00	Reserve For Uncollected Taxes	435,892.00	1990 Taxes Cancelled, Abated or Adjusted	4,520.00
Environmental Inspection & Control	17,434.00	<b>CAPITAL OUTLAY</b>	44,637.00	Transfer to Tax Title Liens or Foreclosed	5,504.00
Other Public Safety		<b>TOTAL</b>		Balance Outstanding Dec. 31, 1990	173,798.00
<b>PUBLIC WORKS</b>				<b>PRIOR YEARS TAXES OUTSTANDING</b>	
Streets and Drainage	60,019.00	Public Enterprises		Balance January 1, 1990	169,710.00
Sewers and Sewage Processing		Recreation—Culture		Collected in 1990	159,867.00
Garbage and Trash Disposal	123,715.00	Public Works	18,037.00	Cancelled, Abated or Adjusted 1990	643.00
Public Buildings and Grounds	8,500.00	Buildings and Grounds	26,600.00	Transfers to Tax Title Liens or Foreclosed	555.00
Other Public Works		Library and Education		Balance December 31, 1990	8,645.00
<b>HEALTH and WELFARE</b>		Conservation		<b>TAX TITLE LIENS OUTSTANDING</b>	
Health Services Except Environmental	1,250.00	All Other		Balance January 1, 1990	221,706.00
Welfare-Public Assistance	3,450.00	<b>CAPITAL DEBT AUTHORIZED, DECEMBER 31, 1990</b>		Transfer From Taxes	6,205.00
Hospital, Clinics, First Aid	500.00	<b>ISSUED AND UNISSUED</b>		Redeemed in 1990	287.00
Animal, Insect, & Rodent Control	6,450.00	<b>GROSS DEBT</b>		Cancelled, Abated or Adjusted (1990)	
Other Welfare Services		School	328,000	Transfers to Foreclosed Property	
<b>RECREATION and CONSERVATION</b>		Self-Liquidating	19,870	Balance December 31, 1990	227,624.00
Beaches and Boardwalks		Other	159,418	<b>PROPERTY ACQUIRED BY DEED OR FORECLOSURE</b>	
Parks, Playgrounds, Shade Trees	1,750.00	Total	507,288	Balance January 1, 1990	100.00
Land Reclamation & Conservation		<b>ISSUED AND OUTSTANDING</b>		Transfers From Taxes or Liens	
Other Recreational Services	12,057.00	School	328,000.00	Sale for Cash (1990)	
<b>EDUCATION (excluding schools)</b>		Self-Liquidating	19,870.00	Cancelled, Abated or Adjusted (1990)	
Libraries		Other	159,418.00	Balance December 31, 1990	100.00
Other Educational Services		Total	507,288.00	<b>CURRENT FINANCES DECEMBER 31, 1990</b>	
<b>STATUTORY EXPENDITURES</b>		<b>EQUALIZED VALUATION BASIS</b>		<b>ASSETS</b>	
Pensions & F. I. C. A.	15,389.00	<b>FOR NET DEBT COMPUTATION</b>	80,092,508	Cash Dec. 31, 1990	886,493.00
Employee Fringe Benefits		<b>REAL PROPERTY VALUATIONS</b>		Taxes Receivable	182,443.00
Other Statutory Expenditures		<b>Code Class # of Parcels % VAL'N</b>		Tax Title Liens	227,624.00
<b>CETA And Other Public Employment Programs</b>		1 Vacant Land 265 3.36	930,500.00	Foreclosed Property	100.00
<b>MUNICIPAL FUNCTIONS</b>		2 Residential 531 44.00	12,191,200.00	Emergencies & Other Deferred Charges	81,990.00
<b>CAPITAL IMPROVEMENTS</b>	15,000.00	3 Farm 391 14.97	4,148,100.00	State and Federal Aid Receivable	
<b>DEBT SERVICE</b>		4a Commercial 46 31.21	8,648,200.00	Other Receivables	13,310.00
Principal Payments	45,475.00	4b Industrial 10 6.45	1,788,400.00	Total	1,391,960.00
Interest Payments	8,061.00	4c Apartments		<b>LIABILITIES, RESERVES, AND SURPLUS</b>	
<b>DEFERRED CHARGES</b>	8,034.00	Total	27,706,400.00	Cash Liabilities	233,391.00
<b>SCHOOL, COUNTY, SPECIAL DISTRICT TAXES</b>	1,645,921.97	Land Area 19.40 Sq. Miles	27,958,452	Reserves for Receivables	423,477.00
<b>RESERVE FOR UNCOLLECTED TAXES</b>	435,892.00	Net Valuation Taxable-Municipal	82,537,167	Surplus Dec. 31, 1990	735,092.00
<b>EXPENDITURES</b>		Net Valuation Taxable-County	94,459,464	Total	1,391,960.00
<b>TOTAL</b>	2,669,313.97	State Equalized Valuation	29.41		
		State Equalization Ratio			



0244

Population 1980 8,658  
 Population 1990 8,024  
 S & P Rating  
 Moody Rating

General Tax Rate Per \$100. 2.40  
 State Equalized Tax Rate 1.64

ORADELL BOROUGH - BERGEN COUNTY  
 Form of Government  
 Borough Council  
 Number of Members - 6

PER CAPITA:  
 Gross Debt 737.35  
 Net Debt 353.57  
 Debt Service 62.40  
 Total Tax Levy 1,940.42  
 Municipal Expenditures 852.39

PER CENT:  
 Gross Debt .65  
 Net Debt .31  
 Tax Levy Collected 97.69  
 Tax Levy Cancelled, Abated or Adjusted .15

EXPENDITURES		REVENUES-REALIZED		1990 PROPERTY TAX	
GENERAL GOVERNMENT				STATE EQUALIZED TAX RATE ————	
Governing Body & Public Boards		1990 Property Taxes Collected	15,252,636.28	Local District School Taxes .39	3,720,522.00
Municipal Clerk	23,500.00	1990 Payments in Lieu of Taxes	56,496.00	Regional & Consolidated School Tax .55	5,168,799.60
Financial Administration	28,964.00	Delinquent Tax & Lien Collections	93,481.97	School Taxes in Municipal Budget	
Assessment of Taxes	93,087.00	Business Personalty Replacement Taxes	64,817.24	County Taxes .23	2,217,188.50
Collection of Taxes	18,560.00	Taxes from Public Utilities	1,010,513.00	County Library Taxes	
Planning, Housing & Development	34,916.82	Other Miscellaneous Tax Revenues	58,755.00	Local Municipal Purpose Taxes .47	4,428,559.00
Human Resources	2,500.00	State Aid Revenues	247.33	Veteran & Senior Citizen Taxes	57,300.00
Elections	466,512.00	Federal Aid Revenues		Total Taxes for Rate Computation 1.64	15,592,369.10
General Administration (other)	62,654.00	State and Local Fiscal Assistance Act Utilized		Special District Taxes	
JUDICIARY		Sale of Acquired Property	741,796.76	Bank Corp. Taxes	
Municipal Courts	144,101.60	Other Miscellaneous Revenues	17,278,743.58	Added and Omitted Taxes	34,823.97
PUBLIC SAFETY	1,295,838.02	Prior Years Surplus Appropriated	550,000.00	Total Taxes Levied - ABSTRACT	15,569,893.07
Fire Protection	1,617.00	REVENUES TOTAL	17,828,743.58	Total Taxes Billed	15,613,046.97
Police Protection	93,034.00	Reserve For Uncollected Taxes	373,220.00	1990 TAXES COLLECTED	15,252,636.28
Civil Defense & Disaster Control	216.30	CAPITAL OUTLAY TOTAL	1,071,586.78	1990 Taxes Cancelled, Abated or Adjusted	23,796.43
Environmental Inspection & Control				Transfer to Tax Title Liens or Foreclosed	
Other Public Safety				Balance Outstanding Dec. 31, 1990	336,614.26
PUBLIC WORKS				PRIOR YEARS TAXES OUTSTANDING	
Streets and Drainage	283,944.00	Public Enterprises	17,817.24	Balance January 1, 1990	95,750.57
Sewers and Sewage Processing	661,318.95	Recreation—Culture	488,121.63	Collected in 1990	93,481.97
Garbage and Trash Disposal	1,074,328.00	Public Works	565,647.91	Cancelled, Abated or Adjusted 1990	2,204.98
Public Buildings and Grounds	230,674.00	Buildings and Grounds		Transfers to Tax Title Liens or Foreclosed	
Other Public Works	38,200.00	Library and Education		Balance December 31, 1990	63.62
HEALTH and WELFARE		Conservation		TAX TITLE LIENS OUTSTANDING	
Health Services Except Environmental	44,611.00	All Other		Balance January 1, 1990	
Welfare-Public Assistance	25,000.00	CAPITAL DEBT AUTHORIZED, DECEMBER 31, 1990		Transfer From Taxes	
Hospital, Clinics, First Aid		ISSUED AND UNISSUED		Redeemed in 1990	
Animal, Insect, & Rodent Control		School	2,714,893	Cancelled, Abated or Adjusted (1990)	
Other Welfare Services		Self-Liquidating		Transfers to Foreclosed Property	
RECREATION and CONSERVATION		Other	3,201,585	Balance December 31, 1990	
Beaches and Boardwalks	190,645.00	Total	5,916,478	PROPERTY ACQUIRED BY DEED OR FORECLOSURE	
Parks, Playgrounds, Shade Trees				Balance January 1, 1990	30,023.00
Land Reclamation & Conservation	83,850.00	ISSUED AND OUTSTANDING		Transfers From Taxes or Liens	
Other Recreational Services		School	130,268.20	Sale for Cash (1990)	
EDUCATION (excluding schools)		Self-Liquidating		Cancelled, Abated or Adjusted (1990)	
Libraries	272,540.00	Other	3,192,085.00	Balance December 31, 1990	30,023.00
Other Educational Services	247.33	Total	3,322,353.20	CURRENT FINANCES DECEMBER 31, 1990	
STATUTORY EXPENDITURES		EQUALIZED VALUATION BASIS		ASSETS	
Pensions & F. I. C. A.	335,542.00	FOR NET DEBT COMPUTATION	905,935,762	Cash Dec. 31, 1990	5,380,441.98
Employee Fringe Benefits	366,000.00	REAL PROPERTY VALUATIONS		Taxes Receivable	336,677.88
Other Statutory Expenditures	1,000.00	Code Class # of Parcels % VAL'N	ASSESSED VALUATION	Tax Title Liens	
CETA And Other Public Employment Programs	5,873,401.02	1 Vacant Land 29 .36	2,353,300.00	Foreclosed Property	30,023.00
MUNICIPAL FUNCTIONS TOTAL	50,000.00	2 Residential 2631 36.54	560,315,407.00	Emergencies & Other Deferred Charges	30,671.00
CAPITAL IMPROVEMENTS		3 Farm		State and Federal Aid Receivable	4,432.91
DEBT SERVICE		4a Commercial 90 12.59	81,498,300.00	Other Receivables	14,283.83
Principal Payments	350,000.00	4b Industrial 1 .04	291,300.00	Total	5,796,530.60
Interest Payments	150,684.27	4c Apartments 5 .47	3,030,300.00	LIABILITIES, RESERVES, AND SURPLUS	
DEFERRED CHARGES	87,250.00	Total 2756	647,488,600.00	Cash Liabilities	4,887,415.80
SCHOOL, COUNTY, SPECIAL DISTRICT TAXES	11,106,510.10	Land Area 2.55 Sq. Miles		Reserves for Receivables	380,984.71
RESERVE FOR UNCOLLECTED TAXES	378,220.00	Net Valuation Taxable-Municipal	649,092,625	Surplus Dec. 31, 1990	528,130.09
EXPENDITURES TOTAL	17,946,065.39	Net Valuation Taxable-County	926,650,026	Total	5,796,530.60
		State Equalized Valuation	946,566,956		
		State Equalization Ratio	68.52		

0717

Population 1980 31,136

Population 1990 29,925

S &amp; P Rating

Moody Rating

BAA

General Tax Rate Per \$100.

18.24

State Equalized Tax Rate

3.29

## ORANGE CITY TWP. - ESSEX COUNTY

Form of Government

Mayor-Council Plan D (OMCL 50)

Number of Members - 7

PER CAPITA:

Gross Debt

Net Debt

Debt Service

Total Tax Levy

Municipal Expenditures

362.35

155.05

40.71

734.11

932.64

PER CENT:

Gross Debt

Net Debt

Tax Levy Collected

Tax Levy Cancelled, Abated

or Adjusted

1.83

.78

89.84

.39

## EXPENDITURES

## GENERAL GOVERNMENT

Governing Body &amp; Public Boards

Municipal Clerk

Financial Administration

Assessment of Taxes

Collection of Taxes

Planning, Housing &amp; Development

Human Resources

Elections

General Administration (other)

## JUDICIARY

Municipal Courts

## PUBLIC SAFETY

Fire Protection

Police Protection

Civil Defense &amp; Disaster Control

Environmental Inspection &amp; Control

Other Public Safety

## PUBLIC WORKS

Streets and Drainage

Sewers and Sewage Processing

Garbage and Trash Disposal

Public Buildings and Grounds

Other Public Works

## HEALTH and WELFARE

Health Services Except Environmental

Welfare-Public Assistance

Hospital, Clinics, First Aid

Animal, Insect, &amp; Rodent Control

Other Welfare Services

## RECREATION and CONSERVATION

Beaches and Boardwalks

Parks, Playgrounds, Shade Trees

Land Reclamation &amp; Conservation

Other Recreational Services

## EDUCATION (excluding schools)

Libraries

Other Educational Services

## STATUTORY EXPENDITURES

Pensions &amp; F. I. C. A.

Employee Fringe Benefits

Other Statutory Expenditures

## CETA And Other Public Employment Programs

## MUNICIPAL FUNCTIONS

\*MEMO\*

## CAPITAL IMPROVEMENTS

## DEBT SERVICE

Principal Payments

Interest Payments

## TYPE I SCHL DEBT \*MEMO

## DEFERRED CHARGES

## SCHOOL, COUNTY, SPECIAL DISTRICT TAXES

## RESERVE FOR UNCOLLECTED TAXES

## EXPENDITURES

TOTAL

## REVENUES-REALIZED

1990 Property Taxes Collected

1990 Payments in Lieu of Taxes

Delinquent Tax &amp; Lien Collections

Business Personalty Replacement Taxes

Taxes from Public Utilities

Other Miscellaneous Tax Revenues

State Aid Revenues

Federal Aid Revenues

State and Local Fiscal Assistance Act Utilized

Sale of Acquired Property

Other Miscellaneous Revenues

Prior Years Surplus Appropriated

REVENUES

Reserve For Uncollected Taxes

## CAPITAL OUTLAY

Public Enterprises

Recreation-Culture

Public Works

Buildings and Grounds

Library and Education

Conservation

All Other

## CAPITAL DEBT AUTHORIZED, DECEMBER 31, 1990

ISSUED AND UNISSUED

GROSS DEBT

NET DEBT

Schaal

Self-Liquidating

Other

Total

ISSUED AND OUTSTANDING

School

Self-Liquidating

Other

Total

EQUALIZED VALUATION BASIS

FOR NET DEBT COMPUTATION

REAL PROPERTY VALUATIONS

Code Class # of Parcels % VAL'N

1 Vacant Land 404 1.51

2 Residential 4149 54.76

3 Farm

4a Commercial 438 18.02

4b Industrial 58 3.71

4c Apartments 174 22.00

Total 5223

Land Area 2.20 Sq. Miles

Net Valuation Taxable-Municipal

Net Valuation Taxable-County

State Equalized Valuation

State Equalization Ratio

## 1990 PROPERTY TAX

## STATE EQUALIZED TAX RATE

Local District School Taxes

Regional &amp; Consolidated School Tax

School Taxes in Municipal Budget

County Taxes

County Library Taxes

Local Municipal Purpose Taxes

Veteran &amp; Senior Citizen Taxes

Total Taxes for Rate Computation

Special District Taxes

Bank Corp. Taxes

Added and Omitted Taxes

Total Taxes Levied - ABSTRACT

Total Taxes Billed

## 1990 TAXES COLLECTED

1990 Taxes Cancelled, Abated or Adjusted

Transfer to Tax Title Liens or Foreclosed

Balance Outstanding Dec. 31, 1990

## PRIOR YEARS TAXES OUTSTANDING

Balance January 1, 1990

Collected in 1990

Cancelled, Abated or Adjusted 1990

Transfers to Tax Title Liens or Foreclosed

Balance December 31, 1990

## TAX TITLE LIENS OUTSTANDING

Balance January 1, 1990

Transfer From Taxes

Redeemed in 1990

Cancelled, Abated or Adjusted (1990)

Transfers to Foreclosed Property

Balance December 31, 1990

## PROPERTY ACQUIRED BY DEED OR

## FORECLOSURE

Balance January 1, 1990

Transfers From Taxes or Liens

Sole for Cash (1990)

Cancelled, Abated or Adjusted (1990)

Balance December 31, 1990

## CURRENT FINANCES DECEMBER 31, 1990

## ASSETS

Cash Dec. 31, 1990

Taxes Receivable

Tax Title Liens

Foreclosed Property

Emergencies &amp; Other Deferred Charges

State and Federal Aid Receivable

Other Receivables

Total

## LIABILITIES, RESERVES, AND SURPLUS

Cash Liabilities

Reserves for Receivables

Surplus Dec. 31, 1990

Total

1.16 7,753,081.50

57,045.00

3,561,147.90

10,521,355.09

94,450.00

21,987,079.49

75,638.00

21,968,267.49

21,976,314.80

19,743,125.75

86,567.04

472,434.88

1,674,187.13

1,915,957.44

1,147,626.86

668,217.44

100,113.14

1,651,477.28

1,161,563.45

889,833.65

612,454.06

1,310,753.02

1,209,300.00

1,209,300.00

4,801,789.41

1,774,300.27

1,310,753.02

1,209,300.00

18,240.83

3,935,759.52

13,050,143.05

3,878,775.38

8,230,112.81

941,254.86

13,050,143.05



Population 1980 1,659  
Population 1990 1,790  
S & P Rating  
Moody Rating

General Tax Rate Per \$100. 2.09  
State Equalized Tax Rate 2.45

OXFORD TOWNSHIP - WARREN COUNTY  
Form of Government  
Township Committee  
Number of Members - 3

PER CAPITA:  
Gross Debt 963.22 Gross Debt 2.18  
Net Debt 161.03 Net Debt .36  
Debt Service 2.22 Tax Levy Collected 78.69  
Total Tax Levy 1,260.93 Tax Levy Cancelled, Abated  
Municipal Expenditures 867.29 or Adjusted .26

EXPENDITURES		REVENUES-REALIZED		1990 PROPERTY TAX	
GENERAL GOVERNMENT				STATE EQUALIZED TAX RATE	
Governing Body & Public Boards	6,500.00	1990 Property Taxes Collected		Local District School Taxes	1.33 1,216,051.41
Municipal Clerk	12,976.92	1990 Payments in Lieu of Taxes		Regional & Consolidated School Tax	
Financial Administration	35,263.41	Delinquent Tax & Lien Collections		School Taxes in Municipal Budget	
Assessment of Taxes	34,100.00	Business Personalty Replacement Taxes		County Taxes	.56 517,209.51
Collection of Taxes	15,148.56	Taxes from Public Utilities		County Library Taxes	.03 25,654.22
Planning, Housing & Development	15,436.08	Other Miscellaneous Tax Revenues		Local Municipal Purpose Taxes	.52 473,745.02
Human Resources	39,993.00	State Aid Revenues		Veteran & Senior Citizen Taxes	24,950.00
Elections	300.00	Federal Aid Revenues		Total Taxes for Rate Computation	2.44 2,259,620.16
General Administration (other)	113,320.00	State and Local Fiscal Assistance Act Utilized		Special District Taxes	
JUDICIARY		Sale of Acquired Property		Bank Corp. Taxes	
Municipal Courts	32,831.84	Other Miscellaneous Revenues		Added and Omitted Taxes	22,388.20
PUBLIC SAFETY		Total		Total Taxes Levied - ABSTRACT	2,257,058.36
Fire Protection	9,399.39	Prior Years Surplus Appropriated		Total Taxes Billed	2,263,915.49
Police Protection	255,397.00	REVENUES TOTAL		1990 TAXES COLLECTED	1,781,355.22
Civil Defense & Disaster Control	2,600.00	Reserve For Uncollected Taxes		1990 Taxes Cancelled, Abated or Adjusted	5,903.90
Environmental Inspection & Control		CAPITAL OUTLAY TOTAL		Transfer to Tax Title Liens or Foreclosed	174,753.36
Other Public Safety				Balance Outstanding Dec. 31, 1990	301,898.01
PUBLIC WORKS		Public Enterprises		PRIOR YEARS TAXES OUTSTANDING	
Streets and Drainage	60,977.05	Recreation-Culture		Balance January 1, 1990	359,975.77
Sewers and Sewage Processing	83,400.00	Public Works		Collected in 1990	265,074.68
Garbage and Trash Disposal		Buildings and Grounds		Cancelled, Abated or Adjusted 1990	
Public Buildings and Grounds	62,130.94	Library and Education		Transfers to Tax Title Liens or Foreclosed	94,297.94
Other Public Works		Conservation		Balance December 31, 1990	603.15
HEALTH and WELFARE		All Other		TAX TITLE LIENS OUTSTANDING	
Health Services Except Environmental	300.00	CAPITAL DEBT AUTHORIZED, DECEMBER 31, 1990		Balance January 1, 1990	81,196.33
Welfare-Public Assistance	13,600.00	ISSUED AND UNISSUED GROSS DEBT NET DEBT		Transfer From Taxes	236,854.56
Hospital, Clinics, First Aid		School 151,604		Redeemed in 1990	19,103.92
Animal, Insect, & Rodent Control	3,300.00	Self-Liquidating 1,284,306		Cancelled, Abated or Adjusted (1990)	31.94
Other Welfare Services		Other 288,250		Transfers to Foreclosed Property	
RECREATION and CONSERVATION		Total 1,724,160		Balance December 31, 1990	348,915.03
Beaches and Boardwalks	39,744.21	ISSUED AND OUTSTANDING		PROPERTY ACQUIRED BY DEED OR FORECLOSURE	
Parks, Playgrounds, Shade Trees		School 151,604.00		Balance January 1, 1990	187,200.00
Land Reclamation & Conservation	8,500.00	Self-Liquidating 1,060,085.47		Transfers From Taxes or Liens	
Other Recreational Services	100.00	Other 27,000.00		Sale for Cash (1990)	
EDUCATION (excluding schools)		Total 1,238,689.47		Cancelled, Abated or Adjusted (1990)	
Libraries	5,500.00	EQUALIZED VALUATION BASIS		Balance December 31, 1990	187,200.00
Other Educational Services		FOR NET DEBT COMPUTATION		CURRENT FINANCES DECEMBER 31, 1990	
STATUTORY EXPENDITURES		REAL PROPERTY VALUATIONS		ASSETS	
Pensions & F. L. C. A.	45,010.00	Code Class # of Parcels % VAL'N ASSESSED VALUATION		Cash Dec. 31, 1990	873,289.03
Employee Fringe Benefits	57,250.00	1 Vacant Land 498 16.54 17,660,800.00		Taxes Receivable	302,501.16
Other Statutory Expenditures	4,000.00	2 Residential 589 67.92 72,528,750.00		Tax Title Liens	348,915.03
CETA And Other Public Employment Programs		3 Farm 56 1.89 2,011,630.00		Foreclosed Property	187,200.00
MUNICIPAL FUNCTIONS TOTAL	957,078.40	4a Commercial 32 4.48 4,780,900.00		Emergencies & Other Deferred Charges	54,007.34
CAPITAL IMPROVEMENTS *MEMO*	10,000.00	4b Industrial 14 8.64 9,223,500.00		State and Federal Aid Receivable	311,359.53
DEBT SERVICE		4c Apartments 3 .55 583,700.00		Other Receivables	180,474.36
Principal Payments	3,000.00	Total 1192 106,789,280.00		Total	2,257,746.45
Interest Payments	976.80	Land Area 5.70 Sq. Miles		LIABILITIES, RESERVES, AND SURPLUS	
DEFERRED CHARGES	98,890.50	Net Valuation Taxable-Municipal		Cash Liabilities	1,002,787.80
SCHOOL, COUNTY, SPECIAL DISTRICT TAXES	1,760,925.14	Net Valuation Taxable-County		Reserves for Receivables	1,119,235.46
RESERVE FOR UNCOLLECTED TAXES	492,500.08	State Equalized Valuation		Surplus Dec. 31, 1990	135,723.19
EXPENDITURES TOTAL	3,313,370.92	State Equalization Ratio		Total	2,257,746.45



Population 1980 26  
 Population 1990 20  
 S & P Rating  
 Moody Rating

General Tax Rate Per \$100.

5.21

State Equalized Tax Rate

5.10

## PAHAQUARRY TOWNSHIP - WARREN CO.

Form of Government  
 Township Committee  
 Number of Members - 3

PER CAPITA:

Gross Debt

Net Debt

Debt Service

Total Tax Levy

Municipal Expenditures

1,390.18

3,798.33

PER CENT:

Gross Debt

Net Debt

Tax Levy Collected 100.00

Tax Levy Cancelled, Abated

or Adjusted

EXPENDITURES		REVENUES-REALIZED		1990 PROPERTY TAX	
GENERAL GOVERNMENT				STATE EQUALIZED TAX RATE	
Governing Body & Public Boards				Local District School Taxes	
Municipal Clerk				Regional & Consolidated School Tax	
Financial Administration	4,200.00	1990 Property Taxes Collected	27,268.49	School Taxes in Municipal Budget	
Assessment of Taxes	450.00	1990 Payments in Lieu of Taxes		County Taxes	.60 3,245.31
Collection of Taxes	650.00	Delinquent Tax & Lien Collections		County Library Taxes	.03 161.07
Planning, Housing & Development		Business Personality Replacement Taxes	449.83	Local Municipal Purpose Taxes	4.47 24,397.12
Human Resources		Taxes from Public Utilities	13,814.00	Veteran & Senior Citizen Taxes	
Elections		Other Miscellaneous Tax Revenues		Total Taxes for Rate Computation	5.10 27,803.50
General Administration (other)	14,350.00	State Aid Revenues		Special District Taxes	
JUDICIARY		Federal Aid Revenues		Bank Corp. Taxes	
Municipal Courts		State and Local Fiscal Assistance Act Utilized		Added and Omitted Taxes	
PUBLIC SAFETY		Sale of Acquired Property		Total Taxes Levied - ABSTRACT	27,803.50
Fire Protection	100.00	Other Miscellaneous Revenues	12,190.06	Total Taxes Billed	27,268.49
Police Protection	100.00	Total	53,722.43	1990 TAXES COLLECTED	27,268.49
Civil Defense & Disaster Control		Prior Years Surplus Appropriated	35,000.00	1990 Taxes Cancelled, Abated or Adjusted	
Environmental Inspection & Control		REVENUES TOTAL	88,722.43	Transfer to Tax Title Liens or Foreclosed	
Other Public Safety		Reserve For Uncollected Taxes		Balance Outstanding Dec. 31, 1990	
PUBLIC WORKS		CAPITAL OUTLAY TOTAL		PRIOR YEARS TAXES OUTSTANDING	
Streets and Drainage	54,722.00	Public Enterprises		Balance January 1, 1990	613.32
Sewers and Sewage Processing		Recreation-Culture		Collected in 1990	
Garbage and Trash Disposal		Public Works		Cancelled, Abated or Adjusted 1990	
Public Buildings and Grounds		Buildings and Grounds		Transfers to Tax Title Liens or Foreclosed	
Other Public Works		Library and Education		Balance December 31, 1990	613.32
HEALTH and WELFARE		Conservation		TAX TITLE LIENS OUTSTANDING	
Health Services Except Environmental		All Other		Balance January 1, 1990	
Welfare-Public Assistance		CAPITAL DEBT AUTHORIZED, DECEMBER 31, 1990		Transfer From Taxes	
Hospital, Clinics, First Aid	100.00	ISSUED AND UNISSUED		Redeemed in 1990	
Animal, Insect, & Rodent Control		School		Cancelled, Abated or Adjusted (1990)	
Other Welfare Services		Self-Liquidating		Transfers to Foreclosed Property	
RECREATION and CONSERVATION		Other		Balance December 31, 1990	
Beaches and Boardwalks		Total		PROPERTY ACQUIRED BY DEED OR	
Parks, Playgrounds, Shade Trees		ISSUED AND OUTSTANDING		FORECLOSURE	
Land Reclamation & Conservation		School		Balance January 1, 1990	
Other Recreational Services		Self-Liquidating		Transfers From Taxes or Liens	
EDUCATION (excluding schools)		Other		Sale for Cash (1990)	
Libraries		Total		Cancelled, Abated or Adjusted (1990)	
Other Educational Services		EQUALIZED VALUATION BASIS		Balance December 31, 1990	
STATUTORY EXPENDITURES		FOR NET DEBT COMPUTATION	454,390	CURRENT FINANCES DECEMBER 31, 1990	
Pensions & F. I. C. A.	1,254.60	REAL PROPERTY VALUATIONS		ASSETS	
Employee Fringe Benefits		Code Class # of Parcels % VAL'N		Cash Dec. 31, 1990	152,055.77
Other Statutory Expenditures	40.00	1 Vacant Land 2	399,000.00	Taxes Receivable	613.32
CETA And Other Public Employment Programs		2 Residential		Tax Title Liens	
MUNICIPAL FUNCTIONS TOTAL	75,966.60	3 Farm		Foreclosed Property	
CAPITAL IMPROVEMENTS *MEMO*		4a Commercial		Emergencies & Other Deferred Charges	554.60
DEBT SERVICE		4b Industrial		State and Federal Aid Receivable	
Principal Payments		4c Apartments		Other Receivables	
Interest Payments		Total 2	399,000.00	Total	153,223.69
DEFERRED CHARGES		Land Area 19.95 Sq. Miles		LIABILITIES, RESERVES, AND SURPLUS	
SCHOOL, COUNTY, SPECIAL DISTRICT TAXES	3,406.38	Net Valuation Taxable-Municipal	478,803	Cash Liabilities	38,911.04
RESERVE FOR UNCOLLECTED TAXES		Net Valuation Taxable-County	544,823	Reserves for Receivables	613.32
EXPENDITURES TOTAL	79,372.98	State Equalized Valuation	534,193	Surplus Dec. 31, 1990	113,699.33
		State Equalization Ratio	87.81	Total	153,223.69

0245

Population 1980 **13,732**  
 Population 1990 **14,536**  
 S & P Rating  
 Moody Rating **A**

General Tax Rate Per \$100.

1.78

State Equalized Tax Rate

1.49

## PALISADES PARK BOROUGH - BERGEN CO.

Form of Government  
 Borough Council  
 Number of Members - 6

PER CAPITA:

Gross Debt **431.50**  
 Net Debt **280.12**  
 Debt Service **34.28**  
 Total Tax Levy **1,051.93**  
 Municipal Expenditures **575.73**

PER CENT:

Gross Debt **.66**  
 Net Debt **.43**  
 Tax Levy Collected  
 Tax Levy Cancelled, Abated  
 or Adjusted

EXPENDITURES		REVENUES-REALIZED		1990 PROPERTY TAX	
GENERAL GOVERNMENT		1990 Property Taxes Collected		STATE EQUALIZED TAX RATE	
Governing Body & Public Boards	10,000.00	14,632,117.87		Local District School Taxes	
Municipal Clerk	55,926.00	413,838.99		Regional & Consolidated School Tax	
Financial Administration	65,612.00	145,259.76		School Taxes in Municipal Budget	
Assessment of Taxes	9,834.00	581,847.00		County Taxes	
Collection of Taxes	124,091.00	76,157.65		County Library Taxes	
Planning, Housing & Development	718,161.00	849,968.34		Local Municipal Purpose Taxes	
Human Resources	55,144.37	16,699,139.61		Veteran & Senior Citizen Taxes	
Elections	164,059.30	686,000.00		Total Taxes for Rate Computation	
General Administration (other)	1,636,952.44	17,385,139.61		Special District Taxes	
JUDICIARY	49,101.40	1,080,000.00		Bank Corp. Taxes	
Municipal Courts	526,250.00	1,851,053.84		Added and Omitted Taxes	
PUBLIC SAFETY	691,198.00	601,234.64		Total Taxes Levied - ABSTRACT	
Fire Protection	1,183,021.00	42,510.01		Total Taxes Billed	
Police Protection	51,769.00	1,207,309.19		1990 TAXES COLLECTED	
Civil Defense & Disaster Control	37,791.00	CAPITAL OUTLAY TOTAL		1990 Taxes Cancelled, Abated or Adjusted	
Environmental Inspection & Control	91,280.00	Public Enterprises		Transfer to Tax Title Liens or Foreclosed	
Other Public Safety	13,273.00	Recreation-Culture		Balance Outstanding Dec. 31, 1990	
PUBLIC WORKS	58,502.49	Public Works		PRIOR YEARS TAXES OUTSTANDING	
Streets and Drainage	90,300.00	Buildings and Grounds		Balance January 1, 1990	
Sewers and Sewage Processing	216,490.00	Library and Education		Collected in 1990	
Garbage and Trash Disposal	406,236.00	Conservation		Cancelled, Abated or Adjusted 1990	
Public Buildings and Grounds	424,102.73	All Other		Transfers to Tax Title Liens or Foreclosed	
Other Public Works	100.00	CAPITAL DEBT AUTHORIZED, DECEMBER 31, 1990		Balance December 31, 1990	
HEALTH and WELFARE	6,684,944.73	ISSUED AND UNISSUED		TAX TITLE LIENS OUTSTANDING	
Health Services Except Environmental	15,000.00	GROSS DEBT		Balance January 1, 1990	
Welfare-Public Assistance	5,500.00	NET DEBT		Transfer From Taxes	
Hospital, Clinics, First Aid	58,502.49	SCHOOL		Redeemed in 1990	
Animal, Insect, & Rodent Control	90,300.00	Self-Liquidating		Cancelled, Abated or Adjusted (1990)	
Other Welfare Services	216,490.00	Other		Transfers to Foreclosed Property	
RECREATION and CONSERVATION	406,236.00	Total		Balance December 31, 1990	
Beaches and Boardwalks	5,500.00	ISSUED AND OUTSTANDING		PROPERTY ACQUIRED BY DEED OR FORECLOSURE	
Parks, Playgrounds, Shade Trees	58,502.49	SCHOOL		Balance January 1, 1990	
Land Reclamation & Conservation	90,300.00	Self-Liquidating		Transfers From Taxes or Liens	
Other Recreational Services	216,490.00	Other		Sale for Cash (1990)	
EDUCATION (excluding schools)	406,236.00	Total		Cancelled, Abated or Adjusted (1990)	
Libraries	5,500.00	EQUALIZED VALUATION BASIS		Balance December 31, 1990	
Other Educational Services	58,502.49	FOR NET DEBT COMPUTATION		CURRENT FINANCES DECEMBER 31, 1990	
STATUTORY EXPENDITURES	90,300.00	REAL PROPERTY VALUATIONS		ASSETS	
Pensions & F. L. C. A.	406,236.00	Code Class # of Parcels % VAL'N		Cash Dec. 31, 1990	
Employee Fringe Benefits	424,102.73	ASSESSED VALUATION		Taxes Receivable	
Other Statutory Expenditures	100.00	1 Vacant Land 105 2.46		Tax Title Liens	
CETA And Other Public Employment Programs	6,684,944.73	2 Residential 2743 69.11		Foreclosed Property	
MUNICIPAL FUNCTIONS TOTAL	15,000.00	3 Farm 197 10.65		Emergencies & Other Deferred Charges	
CAPITAL IMPROVEMENTS *MEMO*	306,061.67	4a Commercial 52 8.39		State and Federal Aid Receivable	
DEBT SERVICE	192,233.10	4b Industrial 81 9.39		Other Receivables	
Principal Payments	105,630.54	4c Apartments 3178		Total	
Interest Payments	10,155,436.17	Total		LIABILITIES, RESERVES, AND SURPLUS	
DEFERRED CHARGES	1,080,000.00	Land Area 1.30 Sq. Miles		Cash Liabilities	
SCHOOL, COUNTY, SPECIAL DISTRICT TAXES	18,524,306.21	Net Valuation Taxable-Municipal		Reserves for Receivables	
RESERVE FOR UNCOLLECTED TAXES		Net Valuation Taxable-County		Surplus Dec. 31, 1990	
EXPENDITURES TOTAL		State Equalized Valuation		Total	
		State Equalization Ratio			

Gross Debt	2.26
Net Debt	.90
Tax Levy Collected	94.71
Tax Levy Cancelled, Abated or Adjusted	.05

446



Population 1980 26,474  
 Population 1990 25,067  
 S & P Rating AA  
 Moody Rating AA

General Tax Rate Per \$100. 1.72  
 State Equalized Tax Rate 1.37

PARAMUS BOROUGH - BERGEN COUNTY  
 Form of Government  
 Borough Council  
 Number of Members - 6

PER CAPITA:  
 Gross Debt 1,272.69  
 Net Debt 590.55  
 Debt Service 73.09  
 Total Tax Levy 2,041.36  
 Municipal Expenditures 1,006.33

PER CENT:  
 Gross Debt .39  
 Net Debt .41  
 Tax Levy Collected 97.91  
 Tax Levy Cancelled, Abated or Adjusted .29

EXPENDITURES		REVENUES-REALIZED		1990 PROPERTY TAX	
GENERAL GOVERNMENT				STATE EQUALIZED TAX RATE	
Governing Body & Public Boords	40,100.00	1990 Property Taxes Collected		Local District School Taxes	25,966,918.16
Municipal Clerk	143,850.00	1990 Payments in Lieu of Taxes		Regional & Consolidated School Tax	
Financial Administration	231,245.80	Delinquent Tax & Lien Collections		School Taxes in Municipal Budget	
Assessment of Taxes	195,000.00	Business Personalty Replacement Taxes		County Taxes	9,214,961.34
Collection of Taxes	88,396.00	Taxes from Public Utilities		County Library Taxes	
Planning, Housing & Development	214,550.00	Other Miscellaneous Tax Revenues		Local Municipal Purpose Taxes	15,743,100.35
Human Resources	213,721.20	State Aid Revenues		Veteran & Senior Citizen Taxes	260,850.00
Elections	216,000.00	Federal Aid Revenues		Total Taxes for Rate Computation	51,185,829.85
General Administration (other)	1,220,170.00	State and Local Fiscal Assistance Act Utilized		Special District Taxes	
JUDICIARY		Sole of Acquired Property		Bank Corp. Taxes	
Municipal Courts	204,551.00	Other Miscellaneous Revenues		Added and Omitted Taxes	245,718.14
PUBLIC SAFETY		Total		Total Taxes Levied - ABSTRACT	51,170,697.99
Fire Protection	879,061.20	Prior Years Surplus Appropriated		Total Taxes Billed	51,431,547.99
Police Protection	6,457,083.00	REVENUES TOTAL		1990 TAXES COLLECTED	50,355,923.67
Civil Defense & Disaster Control	32,949.00	Reserve For Uncollected Taxes		1990 Taxes Cancelled, Abated or Adjusted	142,813.04
Environmental Inspection & Control	546,500.00	CAPITAL OUTLAY TOTAL		Transfer to Tax Title Liens or Foreclosed	
Other Public Safety				Balance Outstanding Dec. 31, 1990	932,811.28
PUBLIC WORKS				PRIOR YEARS TAXES OUTSTANDING	
Streets and Drainage	1,266,776.43	Public Enterprises		Balance January 1, 1990	663,864.83
Sewers and Sewage Processing	219,293.48	Recreation-Culture		Collected in 1990	599,087.38
Garbage and Trash Disposal	2,701,550.00	Public Works		Cancelled, Abated or Adjusted 1990	55,171.59
Public Buildings and Grounds	233,000.00	Buildings and Grounds		Transfers to Tax Title Liens or Foreclosed	
Other Public Works	165,000.00	Library and Education		Balance December 31, 1990	9,605.86
HEALTH and WELFARE		Conservation		TAX TITLE LIENS OUTSTANDING	
Health Services Except Environmental	303,750.00	All Other		Balance January 1, 1990	14,027.59
Welfare-Public Assistance	96,700.00	CAPITAL DEBT AUTHORIZED, DECEMBER 31, 1990		Transfer From Taxes	
Hospital, Clinics, First Aid	2,000.00	ISSUED AND UNISSUED		Redeemed in 1990	
Animal, Insect, & Rodent Control	62,000.00	GROSS DEBT		Cancelled, Abated or Adjusted (1990)	
Other Welfare Services		NET DEBT		Transfers to Foreclosed Property	
RECREATION and CONSERVATION				Balance December 31, 1990	14,027.59
Beaches and Boardwalks		School		PROPERTY ACQUIRED BY DEED OR	
Parks, Playgrounds, Shade Trees		Self-Liquidating		FORECLOSURE	
Land Reclamation & Conservation		Other		Balance January 1, 1990	23,978.00
Other Recreational Services		Total		Transfers From Taxes or Liens	
EDUCATION (excluding schools)		ISSUED AND OUTSTANDING		Sole for Cash (1990)	
Libraries		School		Cancelled, Abated or Adjusted (1990)	
Other Educational Services		Self-Liquidating		Balance December 31, 1990	23,978.00
STATUTORY EXPENDITURES		Total		CURRENT FINANCES DECEMBER 31, 1990	
Pensions & F. I. C. A.		EQUALIZED VALUATION BASIS		ASSETS	
Employee Fringe Benefits		FOR NET DEBT COMPUTATION		Cash Dec. 31, 1990	7,105,423.49
Other Statutory Expenditures		REAL PROPERTY VALUATIONS		Taxes Receivable	942,417.14
CETA And Other Public Employment Programs		Code Class # of Parcels % VAL'N		Tax Title Liens	14,027.59
MUNICIPAL FUNCTIONS TOTAL	21,196,617.28	1 Vocont Land 255 1.54		Foreclosed Property	23,978.00
CAPITAL IMPROVEMENTS *MEMO*	50,000.00	2 Residential 7480 51.55		Emergencies & Other Deferred Charges	
DEBT SERVICE		3 Farm 13 .03		State and Federal Aid Receivable	
Principal Payments	950,000.00	4a Commercial 420 42.95		Other Receivables	132,716.80
Interest Payments	882,079.85	4b Industrial 40 3.92		Total	8,218,563.01
DEFERRED CHARGES		4c Apartments		LIABILITIES, RESERVES, AND SURPLUS	
SCHOOL, COUNTY, SPECIAL DISTRICT TAXES		Total 8208		Cash Liabilities	2,756,076.95
RESERVE FOR UNCOLLECTED TAXES		Land Area 10.35 Sq. Miles		Reserves for Receivables	1,113,139.53
EXPENDITURES TOTAL	60,407,652.88	Net Valuation Taxable-Municipal		Surplus Dec. 31, 1990	4,349,346.53
		Net Valuation Taxable-County		Total	8,218,563.01
		State Equalized Valuation			
		State Equalization Ratio			

0247

Population 1980 8,515

Population 1990 8,102

S &amp; P Rating A1 General Tax Rate Per \$100. 1.71

Moody Rating A1 State Equalized Tax Rate 1.72

## PARK RIDGE BOROUGH - BERGEN COUNTY

Form of Government

Borough Council

Number of Members - 6

PER CAPITA:

Gross Debt 1,476.27 PER CENT: Gross Debt 1.49

Net Debt 902.50 Net Debt .91

Debt Service 109.93 Tax Levy Collected 97.50

Total Tax Levy 1,781.25 Tax Levy Cancelled, Abated

Municipal Expenditures 879.65 or Adjusted .56

EXPENDITURES		REVENUES-REALIZED		1990 PROPERTY TAX	
<b>GENERAL GOVERNMENT</b>				<b>STATE EQUALIZED TAX RATE</b>	
Governing Body & Public Boards	8,930.00	1990 Property Taxes Collected	14,146,857.20	Local District School Taxes	7,761,810.00
Municipal Clerk		1990 Payments in Lieu of Taxes	300,000.00	Regional & Consolidated School Tax	
Financial Administration	12,500.00	Delinquent Tax & Lien Collections	273,043.52	School Taxes in Municipal Budget	
Assessment of Taxes	19,234.00	Business Personalty Replacement Taxes	84,358.96	County Taxes	1,989,185.24
Collection of Taxes	100,738.00	Taxes from Public Utilities	274,440.00	County Library Taxes	
Planning, Housing & Development	27,230.00	Other Miscellaneous Tax Revenues		Local Municipal Purpose Taxes	4,601,021.34
Human Resources	67,858.00	State Aid Revenues	177,696.48	Veteron & Senior Citizen Taxes	55,000.00
Elections		Federal Aid Revenues		Total Taxes for Rate Computation	14,407,016.58
General Administration (other)	408,036.21	State and Local Fiscal Assistance Act Utilized		Special District Taxes	
<b>JUDICIARY</b>		Sole of Acquired Property		Bank Corp. Taxes	
Municipal Courts	54,461.00	Other Miscellaneous Revenues	986,379.19	Added and Omitted Taxes	79,708.46
<b>PUBLIC SAFETY</b>		Total	16,242,775.35	Total Taxes Levied - ABSTRACT	14,431,725.04
Fire Protection	119,502.00	Prior Years Surplus Appropriated	210,000.00	Total Taxes Billed	14,509,276.26
Police Protection	1,343,426.00	REVENUES TOTAL	16,452,775.35	1990 TAXES COLLECTED	14,146,857.20
Civil Defense & Disaster Control	5,000.00	Reserve For Uncollected Taxes	1,014,132.00	1990 Taxes Cancelled, Abated or Adjusted	81,605.76
Environmental Inspection & Control	82,671.00	CAPITAL OUTLAY TOTAL	731,766.93	Transfer to Tax Title Liens or Foreclosed	
Other Public Safety	47,244.00			Balance Outstanding Dec. 31, 1990	280,813.30
<b>PUBLIC WORKS</b>		Public Enterprises	439,653.39	PRIOR YEARS TAXES OUTSTANDING	
Streets and Drainage	327,282.00	Recreation-Culture		Balance January 1, 1990	280,947.04
Sewers and Sewage Processing	562,348.00	Public Works	143,638.30	Collected in 1990	273,043.52
Garbage and Trash Disposal	853,314.00	Buildings and Grounds	148,285.49	Cancelled, Abated or Adjusted 1990	
Public Buildings and Grounds	85,093.00	Library and Education	189.75	Transfers to Tax Title Liens or Foreclosed	7,903.52
Other Public Works	35,730.00	Conservation		Balance December 31, 1990	
<b>HEALTH and WELFARE</b>		All Other		TAX TITLE LIENS OUTSTANDING	
Health Services Except Environmental	53,202.00	CAPITAL DEBT AUTHORIZED, DECEMBER 31, 1990		Balance January 1, 1990	
Welfare-Public Assistance	12,250.00	ISSUED AND UNISSUED		Transfer From Taxes	8,870.33
Hospital, Clinics, First Aid		School	299,000	Redeemed in 1990	
Animal, Insect, & Rodent Control		Self-Liquidating	4,349,714	Cancelled, Abated or Adjusted (1990)	
Other Welfare Services		Other	7,312,030	Transfers to Foreclosed Property	
<b>RECREATION and CONSERVATION</b>		Total	11,960,744	Balance December 31, 1990	8,870.33
Beaches and Boardwalks		ISSUED AND OUTSTANDING		PROPERTY ACQUIRED BY DEED OR	
Parks, Playgrounds, Shade Trees	1,500.00	School	299,000.00	FORECLOSURE	
Land Reclamation & Conservation	110,308.00	Self-Liquidating	2,815,000.00	Balance January 1, 1990	104,800.00
Other Recreational Services	17,950.00	Other	6,697,000.00	Transfers From Taxes or Liens	
<b>EDUCATION (excluding schools)</b>		Total	9,811,000.00	Sale for Cash (1990)	
Libraries	225,000.00	EQUALIZED VALUATION BASIS		Cancelled, Abated or Adjusted (1990)	
Other Educational Services	300.00	FOR NET DEBT COMPUTATION	801,551,618	Balance December 31, 1990	104,800.00
<b>STATUTORY EXPENDITURES</b>		REAL PROPERTY VALUATIONS		CURRENT FINANCES DECEMBER 31, 1990	
Pensions & F. I. C. A.	314,955.00	Code Class # of Parcels % VAL'N	ASSESSED VALUATION	ASSETS	
Employee Fringe Benefits	306,500.00	1 Vacant Land 255 3.04	25,642,700.00	Cash Dec. 31, 1990	3,394,597.47
Other Statutory Expenditures		2 Residential 2645 74.22	625,188,300.00	Taxes Receivable	280,813.30
CETA And Other Public Employment Programs		3 Form 93 20.85	175,658,700.00	Tax Title Liens	8,870.33
<b>MUNICIPAL FUNCTIONS</b>		4a Commercial 7 .81	6,809,200.00	Foreclosed Property	104,800.00
CAPITAL IMPROVEMENTS	20,200.00	4b Industrial 9 1.08	9,063,800.00	Emergencies & Other Deferred Charges	101,000.00
<b>DEBT SERVICE</b>		Total 3009	842,362,700.00	State and Federal Aid Receivable	2,839.00
Principal Payments	450,000.00	Land Area 2.58 Sq. Miles		Other Receivables	
Interest Payments	440,664.17	Net Valuation Taxable-Municipal	843,834,374	Total	3,892,920.10
<b>DEFERRED CHARGES</b>		Net Valuation Taxable-County	854,900,439	LIABILITIES, RESERVES, AND SURPLUS	
SCHOOL, COUNTY, SPECIAL DISTRICT TAXES	9,750,995.24	State Equalized Valuation	838,718,049	Cash Liabilities	3,070,578.08
RESERVE FOR UNCOLLECTED TAXES	1,014,132.00	State Equalization Ratio	100.78	Reserves for Receivables	394,483.63
<b>EXPENDITURES</b>				Surplus Dec. 31, 1990	427,858.39
TOTAL	16,877,903.62			Total	3,892,920.10



1429

Population 1980 49,868  
 Population 1990 48,478  
 S & P Rating AA  
 Moody Rating AA1

General Tax Rate Per \$100. 3.09  
 State Equalized Tax Rate 1.62

PARSIPPANY-TROY HILLS TWP. - MORRIS CO.  
 Form of Government  
 Mayor-Council Plan E (OMCL 50)  
 Number of Members - 5

PER CAPITA:  
 Gross Debt 2,470.30  
 Net Debt 1,183.21  
 Debt Service 111.03  
 Total Tax Levy 1,636.66  
 Municipal Expenditures 676.89

PER CENT:  
 Gross Debt 2.61  
 Net Debt 1.25  
 Tax Levy Collected 96.42  
 Tax Levy Cancelled, Abated or Adjusted .21

EXPENDITURES		REVENUES-REALIZED		1990 PROPERTY TAX	
GENERAL GOVERNMENT				STATE EQUALIZED TAX RATE ———— .95	
Governing Body & Public Boards		1990 Property Taxes Collected	76,525,158.23	Local District School Taxes	45,327,177.50
Municipal Clerk		1990 Payments in Lieu of Taxes	115,347.57	Regional & Consolidated School Tax	
Financial Administration	476,901.00	Delinquent Tax & Lien Collections	1,841,475.49	School Taxes in Municipal Budget	
Assessment of Taxes		Business Personalty Replacement Taxes	487,669.84	County Taxes	.30 14,448,683.22
Collection of Taxes		Taxes from Public Utilities	2,416,336.00	County Library Taxes	
Planning, Housing & Development	173,320.00	Other Miscellaneous Tax Revenues	2,157,613.57	Local Municipal Purpose Taxes	.37 17,467,401.07
Human Resources	254,904.00	State Aid Revenues	2,097,100.50	Veteran & Senior Citizen Taxes	230,550.00
Elections	10,900.00	Federal Aid Revenues		Total Taxes for Rate Computation	1.62 77,473,811.79
General Administration (other)	3,675,474.60	State and Local Fiscal Assistance Act Utilized		Special District Taxes	1,408,970.79
JUDICIARY		Sale of Acquired Property		Bank Corp. Taxes	
Municipal Courts	309,191.00	Other Miscellaneous Revenues	5,609,575.03	Added and Omitted Taxes	689,809.87
PUBLIC SAFETY		Total	91,250,276.33	Total Taxes Levied - ABSTRACT	79,342,042.45
Fire Protection	195,255.00	Prior Years Surplus Appropriated	984,000.00	Total Taxes Billed	79,363,593.03
Police Protection	6,977,954.02	REVENUES TOTAL	92,234,276.33	1990 TAXES COLLECTED	76,525,158.23
Civil Defense & Disaster Control	23,020.00	Reserve For Uncollected Taxes	2,469,326.30	1990 Taxes Cancelled, Abated or Adjusted	167,791.94
Environmental Inspection & Control	574,753.00	CAPITAL OUTLAY TOTAL	10,981,051.89	Transfer to Tax Title Liens or Foreclosed	381,105.64
Other Public Safety		Public Enterprises	5,312,549.80	Balance Outstanding Dec. 31, 1990	2,289,537.22
PUBLIC WORKS		Recreation—Culture	950,651.13	PRIOR YEARS TAXES OUTSTANDING	
Streets and Drainage	459,250.00	Public Works	1,798,958.96	Balance January 1, 1990	2,332,806.54
Sewers and Sewage Processing	4,907,325.00	Buildings and Grounds	2,737,113.16	Collected in 1990	1,826,200.26
Garbage and Trash Disposal	588,050.00	Library and Education		Cancelled, Abated or Adjusted 1990	48,658.57
Public Buildings and Grounds	1,438,251.00	Conservation	181,773.92	Transfers to Tax Title Liens or Foreclosed	218,341.13
Other Public Works		All Other		Balance December 31, 1990	239,606.58
HEALTH and WELFARE		CAPITAL DEBT AUTHORIZED, DECEMBER 31, 1990		TAX TITLE LIENS OUTSTANDING	
Health Services Except Environmental	284,648.00	ISSUED AND UNISSUED GROSS DEBT NET DEBT		Balance January 1, 1990	50,565.74
Welfare-Public Assistance	90,927.00	School	62,283,662	Transfer From Taxes	644,445.15
Hospital, Clinics, First Aid	3,500.00	Self-Liquidating	57,471,300	Redeemed in 1990	15,275.23
Animal, Insect, & Rodent Control	53,000.00	Other	119,754,962	Cancelled, Abated or Adjusted (1990)	
Other Welfare Services		Total		Transfers to Foreclosed Property	
RECREATION and CONSERVATION		ISSUED AND OUTSTANDING		Balance December 31, 1990	679,735.66
Beaches and Boardwalks		School	53,718,000.00	PROPERTY ACQUIRED BY DEED OR FORECLOSURE	
Parks, Playgrounds, Shade Trees	872,017.00	Self-Liquidating	49,314,704.31	Balance January 1, 1990	1,492,925.00
Land Reclamation & Conservation		Other	103,032,764.31	Transfers From Taxes or Liens	
Other Recreational Services	431,671.00	Total		Sale for Cash (1990)	
EDUCATION (excluding schools)		EQUALIZED VALUATION BASIS		Cancelled, Abated or Adjusted (1990)	50,125.00
Libraries	1,315,429.00	FOR NET DEBT COMPUTATION	4,590,196,544	Balance December 31, 1990	1,442,800.00
Other Educational Services		REAL PROPERTY VALUATIONS		CURRENT FINANCES DECEMBER 31, 1990	
STATUTORY EXPENDITURES		Code Class # of Parcels % VAL'N ASSESSED VALUATION		ASSETS	
Pensions & F. I. C. A.	1,595,973.67	1 Vacant Land 610 2.09 51,963,700.00		Cash Dec. 31, 1990	5,094,063.96
Employee Fringe Benefits		2 Residential 11468 42.85 1,007,384,700.00		Taxes Receivable	2,529,143.30
Other Statutory Expenditures	2,500.00	3 Farm 10 .03 801,300.00		Tax Title Liens	579,735.66
CETA And Other Public Employment Programs		4a Commercial 477 41.68 1,038,279,100.00		Foreclosed Property	1,642,800.00
MUNICIPAL FUNCTIONS TOTAL	24,714,274.29	4b Industrial 55 5.32 132,625,400.00		Emergencies & Other Deferred Charges	
CAPITAL IMPROVEMENTS *MEMO*	281,000.00	4c Apartments 32 8.02 199,724,900.00		State and Federal Aid Receivable	35,833.12
DEBT SERVICE		Total 12652 2,490,779,100.00		Other Receivables	65,274.67
Principal Payments	2,095,000.00	Land Area 24.30 Sq. Miles		Total	10,446,851.21
Interest Payments	3,287,623.73	Net Valuation Taxable-Municipal	2,500,488,512	LIABILITIES, RESERVES, AND SURPLUS	
DEFERRED CHARGES	247,912.93	Net Valuation Taxable-County	5,680,952,893	Cash Liabilities	4,766,718.92
SCHOOL, COUNTY, SPECIAL DISTRICT TAXES	61,184,831.51	State Equalized Valuation	4,764,919,607	Reserves for Receivables	4,720,488.04
RESERVE FOR UNCOLLECTED TAXES	2,469,326.80	State Equalization Ratio	52.38	Surplus Dec. 31, 1990	959,644.25
EXPENDITURES TOTAL	93,998,909.26			Total	10,446,851.21



1607

Population 1980 52,463

Population 1990 58,041

S &amp; P Rating

Moody Rating

General Tax Rate Per \$100.

15.63

State Equalized Tax Rate

3.08

**PASSAIC CITY - PASSAIC COUNTY**  
**Form of Government**  
**Mayor-Council Plan B (OMCL 50)**  
**Number of Members - 7**

PER CAPITA:

Gross Debt

452.87

Net Debt

175.42

Debt Service

13.18

Total Tax Levy

749.67

Municipal Expenditures

706.95

PER CENT:

Gross Debt

2.06

Net Debt

.80

Tax Levy Collected

93.11

Tax Levy Cancelled, Abated

or Adjusted

.79

EXPENDITURES		REVENUES-REALIZED		1990 PROPERTY TAX	
GENERAL GOVERNMENT				STATE EQUALIZED TAX RATE	
Governing Body & Public Boards	195,595.00	1990 Property Taxes Collected	40,528,239.43	Local District School Taxes	1.04
Municipal Clerk	190,548.94	1990 Payments in Lieu of Taxes	320,658.00	Regional & Consolidated School Tax	
Financial Administration	289,385.00	Delinquent Tax & Lien Collections	1,142,695.97	School Taxes in Municipal Budget	
Assessment of Taxes	224,927.59	Business Personalty Replacement Taxes	2,280,206.00	County Taxes	.44
Collection of Taxes	175,001.82	Taxes from Public Utilities	2,179,437.00	County Library Taxes	
Planning, Housing & Development	522,308.00	Other Miscellaneous Tax Revenues		Local Municipal Purpose Taxes	1.61
Human Resources	2,473,814.00	State Aid Revenues	8,475,982.91	Veteran & Senior Citizen Taxes	
Elections	15,038.94	Federal Aid Revenues		Total Taxes far Rate Computation	3.09
General Administration (other)	2,242,330.27	State and Local Fiscal Assistance Act Utilized		Special District Taxes	
JUDICIARY		Sale of Acquired Property		Bank Corp. Taxes	
Municipal Courts	499,666.56	Other Miscellaneous Revenues	3,036,735.60	Added and Omitted Taxes	40,594.25
PUBLIC SAFETY		Total	57,963,954.91	Total Taxes Levied - ABSTRACT	43,511,454.63
Fire Protection	5,323,634.75	Prior Years Surplus Appropriated	678,348.00	Total Taxes Billed	43,525,461.05
Police Protection	5,459,279.00	REVENUES	58,642,302.91	1990 TAXES COLLECTED	40,528,239.43
Civil Defense & Disaster Control	207,515.00	Reserve For Uncollected Taxes	1,739,297.25	1990 Taxes Cancelled, Abated or Adjusted	345,162.16
Environmental Inspection & Control	353,217.00	CAPITAL OUTLAY	395,760.00	Transfer to Tax Title Liens or Foreclosed	325,213.49
Other Public Safety	2,110.00	TOTAL		Balance Outstanding Dec. 31, 1990	2,326,845.97
PUBLIC WORKS				PRIOR YEARS TAXES OUTSTANDING	
Streets and Drainage	2,442,334.00	Public Enterprises		Balance January 1, 1990	1,384,966.00
Sewers and Sewage Processing	8,518,107.00	Recreation—Culture		Collected in 1990	1,136,001.97
Garbage and Trash Disposal		Public Works		Cancelled, Abated or Adjusted 1990	
Public Buildings and Grounds		Buildings and Grounds	395,760.00	Transfers to Tax Title Liens or Foreclosed	241,563.00
Other Public Works	125,000.00	Library and Education		Balance December 31, 1990	7,401.03
HEALTH and WELFARE		Conservation		TAX TITLE LIENS OUTSTANDING	
Health Services Except Environmental	1,206,005.73	All Other		Balance January 1, 1990	5,911.00
Welfare—Public Assistance	90,100.00	CAPITAL DEBT AUTHORIZED, DECEMBER 31, 1990		Transfer From Taxes	617,687.00
Hospital, Clinics, First Aid		ISSUED AND UNISSUED		Redeemed in 1990	6,694.00
Animal, Insect, & Radent Control	72,606.00	GROSS DEBT		Cancelled, Abated or Adjusted (1990)	
Other Welfare Services	833,978.32	School	9,362,838	Transfers to Foreclosed Property	
RECREATION and CONSERVATION		Self-Liquidating	6,741,000	Balance December 31, 1990	616,904.00
Beaches and Boardwalks		Other	10,181,300	PROPERTY ACQUIRED BY DEED OR	
Parks, Playgrounds, Shade Trees	33,971.00	Total	26,285,138	FORECLOSURE	
Land Reclamation & Conservation		ISSUED AND OUTSTANDING		Balance January 1, 1990	744,791.00
Other Recreational Services	371,619.00	School		Transfers From Taxes or Liens	
EDUCATION (excluding schools)		Self-Liquidating		Sale for Cash (1990)	
Libraries	840,000.00	Other		Cancelled, Abated or Adjusted (1990)	
Other Educational Services		Total		Balance December 31, 1990	744,791.00
STATUTORY EXPENDITURES		EQUALIZED VALUATION BASIS		CURRENT FINANCES DECEMBER 31, 1990	
Pensions & F. I. C. A.	3,102,865.24	FOR NET DEBT COMPUTATION	1,275,715,417	ASSETS	
Employee Fringe Benefits	2,440,272.00	REAL PROPERTY VALUATIONS		Cash Dec. 31, 1990	11,752,536.00
Other Statutory Expenditures	85,000.00	Code Class # of Parcels % VAL'N	ASSESSED VALUATION	Taxes Receivable	2,334,247.00
CETA And Other Public Employment Programs		1 Vacant Land 322 .58	1,581,500.00	Tax Title Liens	616,904.00
MUNICIPAL FUNCTIONS	38,338,230.66	2 Residential 5839 49.54	135,177,300.00	Foreclosed Property	744,791.00
CAPITAL IMPROVEMENTS	*MEMO* 75,000.00	3 Farm		Emergencies & Other Deferred Charges	420,000.00
DEBT SERVICE		4a Commercial 1331 24.84	67,776,300.00	State and Federal Aid Receivable	1,506,932.00
Principal Payments	250,000.00	4b Industrial 138 11.40	31,113,300.00	Other Receivables	1,274,114.00
Interest Payments	514,933.00	4c Apartments 387 13.65	37,242,700.00	Total	18,649,524.00
		Total 8017	272,891,100.00	LIABILITIES, RESERVES, AND SURPLUS	
DEFERRED CHARGES	189,304.00	Land Area 3.20 Sq. Miles		Cash Liabilities	13,936,266.00
SCHOOL, COUNTY, SPECIAL DISTRICT TAXES	20,783,807.38	Net Valuation Taxable-Municipal	278,214,119	Reserves for Receivables	4,122,620.00
RESERVE FOR UNCOLLECTED TAXES	1,739,297.25	Net Valuation Taxable-County	1,395,923,662	Surplus Dec. 31, 1990	590,638.00
EXPENDITURES	61,815,622.29	State Equalized Valuation	1,388,545,436	Total	18,649,524.00
		State Equalization Ratio	19.73		

1430

Population 1980 7,275  
 Population 1990 7,826  
 S & P Rating AA  
 Moody Rating A1

General Tax Rate Per \$100. 2.57  
 State Equalized Tax Rate 1.71

**PASSAIC TOWNSHIP - MORRIS COUNTY**  
 Form of Government  
 Township Committee  
 Number of Members - 5

PER CAPITA:  
 Gross Debt 2,750.49  
 Net Debt 2,258.83  
 Debt Service 204.42  
 Total Tax Levy 1,587.40  
 Municipal Expenditures 880.12

PER CENT:  
 Gross Debt 3.06  
 Net Debt 2.52  
 Tax Levy Collected 97.29  
 Tax Levy Cancelled, Abated or Adjusted .72

EXPENDITURES		REVENUES-REALIZED		1990 PROPERTY TAX	
<b>GENERAL GOVERNMENT</b>				STATE EQUALIZED TAX RATE	
Governing Body & Public Boards		1990 Property Taxes Collected	12,106,850.21	Local District School Taxes .66	4,787,513.00
Municipal Clerk		1990 Payments in Lieu of Taxes	1,503.03	Regional & Consolidated School Tax .31	2,229,487.57
Financial Administration	63,900.00	Delinquent Tax & Lien Collections	294,674.77	School Taxes in Municipal Budget	
Assessment of Taxes	21,000.00	Business Personalty Replacement Taxes	107,170.96	County Taxes .27	1,935,750.80
Collection of Taxes	45,238.47	Taxes from Public Utilities	1,259,428.00	County Library Taxes	
Planning, Housing & Development	79,850.00	Other Miscellaneous Tax Revenues		Local Municipal Purpose Taxes .47	3,434,634.66
Human Resources	52,304.33	State Aid Revenues	49,759.92	Veteran & Senior Citizen Taxes	60,050.00
Elections		Federal Aid Revenues		Total Taxes for Rate Computation 1.71	12,447,436.03
General Administration (other)	460,600.00	State and Local Fiscal Assistance Act Utilized		Special District Taxes	
<b>JUDICIARY</b>		Sale of Acquired Property		Bank Corp. Taxes	
Municipal Courts	53,806.80	Other Miscellaneous Revenues	1,515,046.87	Added and Omitted Taxes	35,623.03
<b>PUBLIC SAFETY</b>		Total	15,334,433.76	Total Taxes Levied - ABSTRACT	12,423,014.06
Fire Protection	143,020.60	Prior Years Surplus Appropriated	963,000.00	Total Taxes Billed	12,444,721.41
Police Protection	1,071,121.11	REVENUES TOTAL	16,297,433.76	1990 TAXES COLLECTED	12,106,850.21
Civil Defense & Disaster Control	1,475.37	Reserve For Uncollected Taxes	604,514.33	1990 Taxes Cancelled, Abated or Adjusted	89,061.04
Environmental Inspection & Control	147,755.00			Transfer to Tax Title Liens or Foreclosed	26,010.97
Other Public Safety				Balance Outstanding Dec. 31, 1990	222,799.19
<b>PUBLIC WORKS</b>		<b>CAPITAL OUTLAY TOTAL</b>	<b>5,804,533.29</b>	<b>PRIOR YEARS TAXES OUTSTANDING</b>	
Streets and Drainage	505,441.07			Balance January 1, 1990	305,629.87
Sewers and Sewage Processing	355,500.00	Public Enterprises		Collected in 1990	278,167.97
Garbage and Trash Disposal	677,000.00	Recreation-Culture		Cancelled, Abated or Adjusted 1990	3,488.80
Public Buildings and Grounds		Public Works	4,124,361.48	Transfers to Tax Title Liens or Foreclosed	9,085.21
Other Public Works	25,000.00	Buildings and Grounds	1,680,176.81	Balance December 31, 1990	14,887.89
<b>HEALTH and WELFARE</b>		Library and Education		<b>TAX TITLE LIENS OUTSTANDING</b>	
Health Services Except Environmental	32,146.46	Conservation		Balance January 1, 1990	58,089.60
Welfare-Public Assistance	8,235.00	All Other		Transfer From Taxes	36,528.86
Hospital, Clinics, First Aid		<b>CAPITAL DEBT AUTHORIZED, DECEMBER 31, 1990</b>		Redeemed in 1990	16,506.80
Animal, Insect, & Rodent Control	17,756.50	<b>ISSUED AND UNISSUED</b>		Cancelled, Abated or Adjusted (1990)	136.00
Other Welfare Services		School	3,767,474	Transfers to Foreclosed Property	
<b>RECREATION and CONSERVATION</b>		Self-Liquidating	17,757,898	Balance December 31, 1990	77,975.66
Beaches and Boardwalks		Other	21,525,372	<b>PROPERTY ACQUIRED BY DEED OR FORECLOSURE</b>	
Parks, Playgrounds, Shade Trees	13,250.00	Total		Balance January 1, 1990	206,425.00
Land Reclamation & Conservation	4,071.25	<b>ISSUED AND OUTSTANDING</b>		Transfers From Taxes or Liens	
Other Recreational Services	62,913.03	School	3,767,474.36	Sale for Cash (1990)	
<b>EDUCATION (excluding schools)</b>		Self-Liquidating	17,749,636.00	Cancelled, Abated or Adjusted (1990)	
Libraries	171,100.00	Other	21,517,110.36	Balance December 31, 1990	206,425.00
Other Educational Services	250.00	Total		<b>CURRENT FINANCES DECEMBER 31, 1990</b>	
<b>STATUTORY EXPENDITURES</b>		<b>EQUALIZED VALUATION BASIS FOR NET DEBT COMPUTATION</b>	<b>702,509,438</b>	<b>ASSETS</b>	
Pensions & F. L. C. A.	349,778.12	<b>REAL PROPERTY VALUATIONS</b>		Cash Dec. 31, 1990	1,755,645.84
Employee Fringe Benefits	167,293.49	Code Class # of Parcels % VAL'N		Taxes Receivable	237,687.08
Other Statutory Expenditures		1 Vacant Land 345 2.89	13,765,350.00	Tax Title Liens	77,975.66
CETA And Other Public Employment Programs		2 Residential 2540 86.93	414,163,525.00	Foreclosed Property	206,425.00
<b>MUNICIPAL FUNCTIONS</b>		3 Farm 44 .56	2,686,000.00	Emergencies & Other Deferred Charges	
<b>CAPITAL IMPROVEMENTS</b>	<b>*MEMO*</b>	4a Commercial 105 7.59	36,185,670.00	State and Federal Aid Receivable	
<b>DEBT SERVICE</b>		4b Industrial 19 1.34	6,392,300.00	Other Receivables	43,404.33
Principal Payments	758,700.00	4c Apartments 3 .68	3,249,800.00	Total	2,321,137.91
Interest Payments	841,124.27	Total 3056	476,442,645.00	<b>LIABILITIES, RESERVES, AND SURPLUS</b>	
<b>DEFERRED CHARGES</b>		Land Area 12.50 Sq. Miles		Cash Liabilities	607,587.79
<b>SCHOOL, COUNTY, SPECIAL DISTRICT TAXES</b>		Net Valuation Taxable-Municipal	482,844,098	Reserves for Receivables	565,492.07
<b>RESERVE FOR UNCOLLECTED TAXES</b>		Net Valuation Taxable-County	761,814,232	Surplus Dec. 31, 1990	1,148,058.05
<b>EXPENDITURES</b>	<b>TOTAL</b>	State Equalized Valuation	721,995,693	Total	2,321,137.91
		State Equalization Ratio	66.58		



Population 1980	137,970
Population 1990	140,891
S & P Rating	BBB
Moodys Rating	BAA1
General Tax Rate Per \$100.	14.91
State Equalized Tax Rate	3.03

**PATERSON CITY - PASSAIC COUNTY**  
**Form of Government**  
**Mayor-Council Plan D (OMCL 50)**  
**Number of Members - 9**

PER CAPITA:		PER CENT:	
Gross Debt	700.99	Gross Debt	3.48
Net Debt	310.86	Net Debt	1.54
Debt Service	104.51	Tax Levy Collected	92.49
Total Tax Levy	683.92	Tax Levy Cancelled, Abated or Adjusted	.84
Municipal Expenditures	778.93		

EXPENDITURES		REVENUES-REALIZED		1990 PROPERTY TAX	
GENERAL GOVERNMENT				STATE EQUALIZED TAX RATE	
Governing Body & Public Boards	450,120.00	1990 Property Taxes Collected	89,166,501.73	Local District School Taxes	1.17 37,107,398.36
Municipal Clerk	149,930.00	1990 Payments in Lieu of Taxes	2,642,511.90	Regional & Consolidated School Tax	
Financial Administration	977,604.90	Delinquent Tax & Lien Collections	4,347,494.70	School Taxes in Municipal Budget	.03 908,576.25
Assessment of Taxes	202,475.00	Business Personalty Replacement Taxes	1,987,544.20	County Taxes	.43 13,493,417.66
Collection of Taxes		Taxes from Public Utilities	5,237,426.00	County Library Taxes	
Planning, Housing & Development	773,960.00	Other Miscellaneous Tax Revenues		Local Municipal Purpose Taxes	1.41 44,573,074.14
Human Resources	4,110,875.00	State Aid Revenues	34,380,463.55	Veteran & Senior Citizen Taxes	
Elections	131,305.00	Federal Aid Revenues	713,662.00	Total Taxes for Rate Computation	3.04 96,636,966.41
General Administration (other)	11,283,328.50	State and Local Fiscal Assistance Act Utilized		Special District Taxes	
JUDICIARY		Sale of Acquired Property		Bank Corp. Taxes	
Municipal Courts	394,230.67	Other Miscellaneous Revenues	14,829,614.80	Added and Omitted Taxes	276,297.13
PUBLIC SAFETY		Total	153,305,218.83	Total Taxes Levied - ABSTRACT	96,358,763.54
Fire Protection	5,652,913.72	Prior Years Surplus Appropriated	650,000.00	Total Taxes Billed	96,403,033.66
Police Protection	22,897,898.44	REVENUES TOTAL	153,955,218.88	1990 TAXES COLLECTED	89,166,501.73
Civil Defense & Disaster Control	119,595.00	Reserve For Uncollected Taxes	6,005,153.59	1990 Taxes Cancelled, Abated or Adjusted	810,355.61
Environmental Inspection & Control	798,045.32			Transfer to Tax Title Liens or Foreclosed	2,209,621.45
Other Public Safety		CAPITAL OUTLAY TOTAL	5,199,662.31	Balance Outstanding Dec. 31, 1990	4,218,554.87
PUBLIC WORKS				PRIOR YEARS TAXES OUTSTANDING	
Streets and Drainage	5,524,020.69	Public Enterprises		Balance January 1, 1990	4,096,204.66
Sewers and Sewage Processing	18,122,223.27	Recreation-Culture	30,405.00	Collected in 1990	3,166,956.86
Garbage and Trash Disposal		Public Works	1,605,379.58	Cancelled, Abated or Adjusted 1990	
Public Buildings and Grounds	1,985,505.00	Buildings and Grounds	3,500,785.49	Transfers to Tax Title Liens or Foreclosed	875,926.66
Other Public Works	54,760.00	Library and Education	63,092.24	Balance December 31, 1990	53,321.14
HEALTH and WELFARE		Conservation		TAX TITLE LIENS OUTSTANDING	
Health Services Except Environmental	3,083,919.38	All Other		Balance January 1, 1990	3,115,018.21
Welfare-Public Assistance	751,599.31	CAPITAL DEBT AUTHORIZED, DECEMBER 31, 1990		Transfer From Taxes	3,238,808.26
Hospital, Clinics, First Aid		ISSUED AND UNISSUED		Redeemed in 1990	1,180,537.84
Animal, Insect, & Rodent Control	79,800.00	SCHOOL	30,082,000	Cancelled, Abated or Adjusted (1990)	22,776.52
Other Welfare Services	436,420.00	Self-Liquidating	16,943,000	Transfers to Foreclosed Property	139,783.80
RECREATION and CONSERVATION		Other	51,737,869	Balance December 31, 1990	5,010,728.31
Beaches and Boardwalks		Total	98,762,868	PROPERTY ACQUIRED BY DEED OR FORECLOSURE	
Parks, Playgrounds, Shade Trees	533,013.00	ISSUED AND OUTSTANDING		Balance January 1, 1990	753,976.01
Land Reclamation & Conservation	264,956.91	School	30,082,000.00	Transfers From Taxes or Liens	100,903.99
Other Recreational Services	613,045.00	Self-Liquidating		Sale for Cash (1990)	
EDUCATION (excluding schools)		Other	50,122,079.00	Cancelled, Abated or Adjusted (1990)	
Libraries	1,035,448.00	Total	80,204,079.00	Balance December 31, 1990	854,880.00
Other Educational Services	117,261.61	EQUALIZED VALUATION BASIS		CURRENT FINANCES DECEMBER 31, 1990	
STATUTORY EXPENDITURES		FOR NET DEBT COMPUTATION	2,835,206,654	ASSETS	
Pensions & F. I. C. A.	7,194,549.35	REAL PROPERTY VALUATIONS		Cash Dec. 31, 1990	14,603,408.03
Employee Fringe Benefits		Code Class # of Parcels % VAL'N	ASSESSED VALUATION	Taxes Receivable	4,271,876.01
Other Statutory Expenditures	87,011.93	1 Vacant Land 2472 1.65	10,536,307.00	Tax Title Liens	5,010,728.31
CETA And Other Public Employment Programs		2 Residential 17320 57.16	364,836,960.00	Foreclosed Property	854,880.00
MUNICIPAL FUNCTIONS TOTAL	88,325,365.00	3 Farm		Emergencies & Other Deferred Charges	1,652,457.01
CAPITAL IMPROVEMENTS *MEMO*	150,000.00	4a Commercial 2437 22.96	146,537,342.00	State and Federal Aid Receivable	2,173,735.76
DEBT SERVICE		4b Industrial 453 10.76	68,691,838.00	Other Receivables	896,352.41
Principal Payments	8,757,594.82	4c Apartments 491 7.47	47,663,920.00	Total	29,463,437.53
Interest Payments	5,966,994.34	Total 23173	638,271,367.00	LIABILITIES, RESERVES, AND SURPLUS	
TYPE I SCHL DEBT *MEMO	6,928,764.00	Land Area 8.44 Sq. Miles		Cash Liabilities	18,137,164.57
DEFERRED CHARGES	689,269.57	Net Valuation Taxable-Municipal	644,726,600	Reserves for Receivables	11,033,836.73
SCHOOL, COUNTY, SPECIAL DISTRICT TAXES	51,509,392.27	Net Valuation Taxable-County	3,066,388,103	Surplus Dec. 31, 1990	292,436.23
RESERVE FOR UNCOLLECTED TAXES	6,005,153.59	State Equalized Valuation	3,144,804,129	Total	29,463,437.53
EXPENDITURES TOTAL	161,253,770.09	State Equalization Ratio	20.34		

\* ABOVE DEBT SERVICE INCLUDES TYPE I SCHOOL DEBT



0814

Population 1980

6,944

Population 1990

6,577

S &amp; P Rating

Moody Rating

General Tax Rate Per \$100.

3.03

State Equalized Tax Rate

2.77

## PAULSBORO BOROUGH - GLOUCESTER CO.

Form of Government

Borough Council

Number of Members - 6

PER CAPITA:

Gross Debt

173.17

Net Debt

81.18

Debt Service

18.06

Total Tax Levy

874.23

Municipal Expenditures

537.65

PER CENT:

Gross Debt

.61

Net Debt

.28

Tax Levy Collected

92.41

Tax Levy Cancelled, Abated

.02

or Adjusted

EXPENDITURES		REVENUES-REALIZED		1990 PROPERTY TAX	
GENERAL GOVERNMENT				STATE EQUALIZED TAX RATE	
Governing Body & Public Boards	24,000.00	1990 Property Taxes Collected		Local District School Taxes	1.14
Municipal Clerk	29,345.00	1990 Payments in Lieu of Taxes		Regional & Consolidated School Tax	2,372,121.48
Financial Administration	61,178.00	Delinquent Tax & Lien Collections		School Taxes in Municipal Budget	
Assessment of Taxes	13,767.00	Business Personalty Replacement Taxes		County Taxes	.65
Collection of Taxes	24,729.00	Taxes from Public Utilities		County Library Taxes	1,353,777.64
Planning, Housing & Development	7,723.00	Other Miscellaneous Tax Revenues		Local Municipal Purpose Taxes	.97
Human Resources	89,949.00	State Aid Revenues		Veteran & Senior Citizen Taxes	2,008,870.70
Elections	3,200.00	Federal Aid Revenues		Total Taxes for Rate Computation	87,100.00
General Administration (other)	383,971.00	State and Local Fiscal Assistance Act Utilized		Special District Taxes	5,821,869.32
JUDICIARY		Sale of Acquired Property		Bank Corp. Taxes	
Municipal Courts	42,460.57	Other Miscellaneous Revenues		Added and Omitted Taxes	15,025.20
PUBLIC SAFETY		Total		Total Taxes Levied - ABSTRACT	5,749,795.02
Fire Protection	56,413.40	Prior Years Surplus Appropriated		Total Taxes Billed	5,763,563.47
Police Protection	725,533.10	REVENUES TOTAL		1990 TAXES COLLECTED	5,325,893.82
Civil Defense & Disaster Control	1,000.00	Reserve For Uncollected Taxes		1990 Taxes Cancelled, Abated or Adjusted	969.60
Environmental Inspection & Control	65,853.00	CAPITAL OUTLAY TOTAL		Transfer to Tax Title Liens or Foreclosed	91,233.77
Other Public Safety				Balance Outstanding Dec. 31, 1990	345,466.28
PUBLIC WORKS				PRIOR YEARS TAXES OUTSTANDING	
Streets and Drainage	373,936.00	Public Enterprises		Balance January 1, 1990	362,683.22
Sewers and Sewage Processing		Recreation-Culture		Collected in 1990	299,256.96
Garbage and Trash Disposal	484,814.00	Public Works		Cancelled, Abated or Adjusted 1990	
Public Buildings and Grounds	46,000.00	Buildings and Grounds		Transfers to Tax Title Liens or Foreclosed	39,500.25
Other Public Works		Library and Education		Balance December 31, 1990	23,931.01
HEALTH and WELFARE		Conservation		TAX TITLE LIENS OUTSTANDING	
Health Services Except Environmental	2,279.00	All Other		Balance January 1, 1990	72,585.71
Welfare-Public Assistance	13,300.00	CAPITAL DEBT AUTHORIZED, DECEMBER 31, 1990		Transfer From Taxes	137,267.90
Hospital, Clinics, First Aid		ISSUED AND UNISSUED GROSS DEBT NET DEBT		Redeemed in 1990	43,173.28
Animal, Insect, & Rodent Control	6,000.00	School 345,000		Cancelled, Abated or Adjusted (1990)	
Other Welfare Services		Self-Liquidating 260,000		Transfers to Foreclosed Property	
RECREATION and CONSERVATION		Other 533,928		Balance December 31, 1990	166,680.33
Beaches and Boardwalks		Total 1,138,928		PROPERTY ACQUIRED BY DEED OR	
Parks, Playgrounds, Shade Trees	16,800.00	ISSUED AND OUTSTANDING		FORECLOSURE	
Land Reclamation & Conservation	12,944.00	School 345,000.00		Balance January 1, 1990	349,800.00
Other Recreational Services	3,400.00	Self-Liquidating 260,000.00		Transfers From Taxes or Liens	
EDUCATION (excluding schools)		Other 533,928.45		Sale for Cash (1990)	6,900.00
Libraries	61,552.19	Total 1,133,928.45		Cancelled, Abated or Adjusted (1990)	
Other Educational Services		EQUALIZED VALUATION BASIS		Balance December 31, 1990	342,900.00
STATUTORY EXPENDITURES		FOR NET DEBT COMPUTATION		CURRENT FINANCES DECEMBER 31, 1990	
Pensions & F. I. C. A.	152,571.00	REAL PROPERTY VALUATIONS		ASSETS	
Employee Fringe Benefits	210,012.00	Code Class # of Parcels % VAL'N ASSESSED VALUATION		Cash Dec. 31, 1990	1,228,356.97
Other Statutory Expenditures	7,000.00	1 Vacant Land 252 1.73 3,218,700.00		Taxes Receivable	369,397.29
CETA And Other Public Employment Programs		2 Residential 1966 53.09 98,693,500.00		Tax Title Liens	166,680.33
MUNICIPAL FUNCTIONS		3 Farm 169 35.13 65,306,400.00		Foreclosed Property	342,900.00
CAPITAL IMPROVEMENTS *MEMO*	2,929,790.26	4a Commercial 8 7.32 13,601,300.00		Emergencies & Other Deferred Charges	31,720.00
DEBT SERVICE		4b Industrial 14 2.73 5,068,600.00		State and Federal Aid Receivable	93,790.31
Principal Payments	78,670.06	Total 2409 185,893,500.00		Other Receivables	4,740.22
Interest Payments	40,122.60	Land Area 2.09 Sq. Miles		Total	2,237,585.12
DEFERRED CHARGES	18,360.00	Net Valuation Taxable-Municipal		LIABILITIES, RESERVES, AND SURPLUS	
SCHOOL, COUNTY, SPECIAL DISTRICT TAXES	3,725,399.12	Net Valuation Taxable-County		Cash Liabilities	467,667.92
RESERVE FOR UNCOLLECTED TAXES	463,709.66	State Equalized Valuation		Reserves for Receivables	883,717.84
EXPENDITURES TOTAL	7,262,051.70	State Equalization Ratio		Surplus Dec. 31, 1990	886,199.36
				Total	2,237,585.12

1815		
Population 1980	2,038	
Population 1990	2,111	
S & P Rating		1.03
Moody Rating		1.18
General Tax Rate Per \$100.		
State Equalized Tax Rate		

**PEAPACK-GLADSTONE BORO. - SOMERSET CO**  
**Form of Government**  
**Borough Council**  
**Number of Members - 6**

PER CAPITA:		PER CENT:	
Gross Debt	742.03	Gross Debt	.30
Net Debt	739.08	Net Debt	.30
Debt Service	53.55	Tax Levy Collected	87.95
Total Tax Levy	2,924.34	Tax Levy Cancelled, Abated	
Municipal Expenditures	1,333.24	or Adjusted	1.42

EXPENDITURES		REVENUES-REALIZED		1990 PROPERTY TAX	
<b>GENERAL GOVERNMENT</b>				<b>STATE EQUALIZED TAX RATE</b>	
Governing Body & Public Boards		1990 Property Taxes Collected	5,471,460.95	Local District School Taxes	.31
Municipal Clerk		1990 Payments in Lieu of Taxes		Regional & Consolidated School Tax	
Financial Administration	64,600.00	Delinquent Tax & Lien Collections	91,130.53	School Taxes in Municipal Budget	
Assessment of Taxes	26,830.00	Business Personalty Replacement Taxes	28,648.76	County Taxes	.44 *
Collection of Taxes	36,240.00	Taxes from Public Utilities	194,967.00	County Library Taxes	.03
Planning, Housing & Development	36,155.00	Other Miscellaneous Tax Revenues		Local Municipal Purpose Taxes	.40
Human Resources	27,834.30	State Aid Revenues	8,836.71	Veteran & Senior Citizen Taxes	
Elections		Federal Aid Revenues		Total Taxes for Rate Computation	1.18
General Administration (other)	631,553.91	State and Local Fiscal Assistance Act Utilized		Special District Taxes	
<b>JUDICIARY</b>		Sale of Acquired Property		Bank Corp. Taxes	
Municipal Courts	23,349.30	Other Miscellaneous Revenues		Added and Omitted Taxes	
<b>PUBLIC SAFETY</b>		Total	6,136,928.57	Total Taxes Levied - ABSTRACT	
Fire Protection	131,026.34	Prior Years Surplus Appropriated	380,000.00	Total Taxes Billed	
Police Protection	364,060.72	REVENUES TOTAL	6,516,928.57	1990 TAXES COLLECTED	
Civil Defense & Disaster Control	550.00	Reserve For Uncollected Taxes	472,292.78	1990 Taxes Cancelled, Abated or Adjusted	
Environmental Inspection & Control	50,530.00	CAPITAL OUTLAY TOTAL	303,714.13	Transfer to Tax Title Liens or Foreclosed	
Other Public Safety				Balance Outstanding Dec. 31, 1990	660,678.32
<b>PUBLIC WORKS</b>				<b>PRIOR YEARS TAXES OUTSTANDING</b>	
Streets and Drainage	197,463.31	Public Enterprises	124,408.26	Balance January 1, 1990	99,668.29
Sewers and Sewage Processing		Recreation-Culture	10,133.82	Collected in 1990	91,130.53
Garbage and Trash Disposal	145,000.00	Public Works	122,976.54	Cancelled, Abated or Adjusted 1990	3,363.97
Public Buildings and Grounds	133,225.31	Buildings and Grounds	46,195.51	Transfers to Tax Title Liens or Foreclosed	
Other Public Works	15,800.00	Library and Education		Balance December 31, 1990	5,173.79
<b>HEALTH and WELFARE</b>		Conservation		<b>TAX TITLE LIENS OUTSTANDING</b>	
Health Services Except Environmental	14,471.00	All Other		Balance January 1, 1990	
Welfare-Public Assistance	1,300.00	CAPITAL DEBT AUTHORIZED, DECEMBER 31, 1990		Transfer From Taxes	
Hospital, Clinics, First Aid		ISSUED AND UNISSUED		Redeemed in 1990	
Animal, Insect, & Rodent Control		School		Cancelled, Abated or Adjusted (1990)	
Other Welfare Services	1,000.00	Self-Liquidating	458,813	Transfers to Foreclosed Property	
<b>RECREATION and CONSERVATION</b>		Other	1,107,616	Balance December 31, 1990	
Beaches and Boardwalks		Total	1,566,429	<b>PROPERTY ACQUIRED BY DEED OR FORECLOSURE</b>	
Parks, Playgrounds, Shade Trees				Balance January 1, 1990	139,900.00
Land Reclamation & Conservation	10,533.08	ISSUED AND OUTSTANDING		Transfers From Taxes or Liens	
Other Recreational Services	18,270.00	School		Sale for Cash (1990)	
<b>EDUCATION (excluding schools)</b>		Self-Liquidating	458,813.96	Cancelled, Abated or Adjusted (1990)	
Libraries	3,564.00	Other	1,107,616.00	Balance December 31, 1990	139,900.00
Other Educational Services		Total	1,566,429.96	<b>CURRENT FINANCES DECEMBER 31, 1990</b>	
<b>STATUTORY EXPENDITURES</b>		EQUALIZED VALUATION BASIS		ASSETS	
Pensions & F. I. C. A.	104,953.69	FOR NET DEBT COMPUTATION	516,286,515	Cash Dec. 31, 1990	1,609,706.71
Employee Fringe Benefits	107,918.00	REAL PROPERTY VALUATIONS		Taxes Receivable	665,852.11
Other Statutory Expenditures		Code Class # of Parcels % VAL'N ASSESSED VALUATION		Tax Title Liens	
CETA And Other Public Employment Programs		1 Vacant Land 87 3.76 22,613,450.00		Foreclosed Property	139,900.00
<b>MUNICIPAL FUNCTIONS</b>		2 Residential 615 40.28 242,097,025.00		Emergencies & Other Deferred Charges	94,760.00
CAPITAL IMPROVEMENTS	20,000.00	3 Form 85 6.15 36,922,300.00		State and Federal Aid Receivable	1,394.83
<b>DEBT SERVICE</b>		4a Commercial 34 46.52 279,616,500.00		Other Receivables	8,437.10
Principal Payments	72,754.12	4b Industrial 2 2.05 12,294,600.00		Total	2,520,050.75
Interest Payments	40,274.36	4c Apartments 22 1.26 7,559,700.00		<b>LIABILITIES, RESERVES, AND SURPLUS</b>	
		Total 845 601,102,575.00		Cash Liabilities	1,589,620.37
<b>DEFERRED CHARGES</b>		Land Area 5.80 Sq. Miles		Reserves for Receivables	814,189.21
SCHOOL, COUNTY, SPECIAL DISTRICT TAXES	4,059,209.63	Net Valuation Taxable-Municipal	602,046,813	Surplus Dec. 31, 1990	116,241.17
RESERVE FOR UNCOLLECTED TAXES	472,292.78	Net Valuation Taxable-County	539,580,085	Total	2,520,050.75
<b>EXPENDITURES</b>		State Equalized Valuation	524,507,146		
<b>TOTAL</b>	6,872,735.75	State Equalization Ratio	114.81		

\*Includes County Health Service Taxes, County Vocational School Taxes, or County Open Space Tax. See Table 13.



0328

Population 1980 1,198  
 Population 1990 1,367  
 S & P Rating  
 Moody Rating

General Tax Rate Per \$100. 3.00  
 State Equalized Tax Rate 2.40

PEMBERTON BOROUGH - BURLINGTON CO.  
 Form of Government  
 Borough Council  
 Number of Members - 6

PER CAPITA:  
 Gross Debt 253.58  
 Net Debt 31.60  
 Debt Service 10.13  
 Total Tax Levy 639.84  
 Municipal Expenditures 437.90

PER CENT:  
 Gross Debt 1.06  
 Net Debt .13  
 Tax Levy Collected 91.71  
 Tax Levy Cancelled, Abated or Adjusted .17

EXPENDITURES	REVENUES-REALIZED	1990 PROPERTY TAX
<b>GENERAL GOVERNMENT</b>		<b>STATE EQUALIZED TAX RATE</b> 1.22
Governing Body & Public Boards	1990 Property Taxes Collected 802,265.55	Local District School Taxes 443,085.85
Municipal Clerk		Regional & Consolidated School Tax
Financial Administration 7,350.00	1990 Payments in Lieu of Taxes	School Taxes in Municipal Budget
Assessment of Taxes 7,050.00	Delinquent Tax & Lien Collections 65,753.90	County Taxes .58 209,620.39
Collection of Taxes 5,440.69	Business Personalty Replacement Taxes 10,291.60	County Library Taxes .03 12,109.00
Planning, Housing & Development 3,044.00	Taxes from Public Utilities 40,640.00	Local Municipal Purpose Taxes .57 206,000.00
Human Resources 22,155.30	Other Miscellaneous Tax Revenues	Veteran & Senior Citizen Taxes 6,000.00
Elections	State Aid Revenues 81,109.76	Total Taxes for Rate Computation 2.40 376,815.23
General Administration (other) 74,258.15	Federal Aid Revenues	Special District Taxes
<b>JUDICIARY</b>	State and Local Fiscal Assistance Act Utilized	Bank Corp. Taxes
Municipal Courts 40,754.06	Sale of Acquired Property	Added and Omitted Taxes 3,844.04
<b>PUBLIC SAFETY</b>	Other Miscellaneous Revenues 155,017.87	Total Taxes Levied - ABSTRACT 874,659.27
Fire Protection 20,952.68	Total 1,155,078.63	Total Taxes Billed 874,300.25
Police Protection 83,586.18	Prior Years Surplus Appropriated 125,000.00	1990 TAXES COLLECTED 802,265.55
Civil Defense & Disaster Control 100.00	REVENUES TOTAL 1,280,078.68	1990 Taxes Cancelled, Abated or Adjusted 1,500.57
Environmental Inspection & Control 12,217.43	Reserve For Uncollected Taxes 115,314.44	Transfer to Tax Title Liens or Foreclosed 5,133.60
Other Public Safety	<b>CAPITAL OUTLAY TOTAL 70,330.40</b>	Balance Outstanding Dec. 31, 1990 65,900.53
<b>PUBLIC WORKS</b>		<b>PRIOR YEARS TAXES OUTSTANDING</b>
Streets and Drainage 92,298.60	Public Enterprises 70,330.40	Balance January 1, 1990 67,065.53
Sewers and Sewage Processing	Recreation-Culture	Collected in 1990 65,753.90
Gorbage and Trash Disposal 57,200.00	Public Works	Cancelled, Abated or Adjusted 1990
Public Buildings and Grounds 6,500.00	Buildings and Grounds	Transfers to Tax Title Liens or Foreclosed 1,234.57
Other Public Works 715.00	Library and Education	Balance December 31, 1990 77.06
<b>HEALTH and WELFARE</b>	Conservation	<b>TAX TITLE LIENS OUTSTANDING</b>
Health Services Except Environmental 50.00	All Other	Balance January 1, 1990 9,117.17
Welfare-Public Assistance 2,230.00		Transfer From Taxes 6,368.17
Hospital, Clinics, First Aid	<b>CAPITAL DEBT AUTHORIZED, DECEMBER 31, 1990</b>	Redeemed in 1990
Animal, Insect, & Rodent Control	<b>ISSUED AND UNISSUED GROSS DEBT NET DEBT</b>	Cancelled, Abated or Adjusted (1990)
Other Welfare Services	School 310,278	Transfers to Foreclosed Property
<b>RECREATION and CONSERVATION</b>	Self-Liquidating 43,200	Balance December 31, 1990 15,485.34
Beaches and Boardwalks	Other 43,200	<b>PROPERTY ACQUIRED BY DEED OR FORECLOSURE</b>
Parks, Playgrounds, Shade Trees	Total 353,478	Balance January 1, 1990
Land Reclamation & Conservation	<b>ISSUED AND OUTSTANDING</b>	Transfers From Taxes or Liens
Other Recreational Services	School	Sale for Cash (1990)
<b>EDUCATION (excluding schools)</b>	Self-Liquidating 20,000.00	Cancelled, Abated or Adjusted (1990)
Libraries 5,000.00	Other 43,200.00	Balance December 31, 1990
Other Educational Services	Total 63,200.00	<b>CURRENT FINANCES DECEMBER 31, 1990</b>
<b>STATUTORY EXPENDITURES</b>	<b>EQUALIZED VALUATION BASIS</b>	<b>ASSETS</b>
Pensions & F. L. C. A. 19,000.00	<b>FOR NET DEBT COMPUTATION</b>	Cash Dec. 31, 1990 267,676.44
Employee Fringe Benefits 5,524.55	<b>REAL PROPERTY VALUATIONS</b>	Taxes Receivable 65,977.59
Other Statutory Expenditures	<b>Code Class # of Parcels % VAL'N ASSESSED VALUATION</b>	Tax Title Liens 15,485.34
CETA And Other Public Employment Programs	1 Vacant Land 31 4.36 1,221,200.00	Foreclosed Property
<b>MUNICIPAL FUNCTIONS TOTAL 467,193.11</b>	2 Residential 302 70.79 19,847,950.00	Emergencies & Other Deferred Charges
<b>CAPITAL IMPROVEMENTS *MEMO* 15,000.00</b>	3 Farm 5 .12 34,000.00	State and Federal Aid Receivable
<b>DEBT SERVICE</b>	4a Commercial 46 17.80 4,989,900.00	Other Receivables 44,136.77
Principal Payments 10,000.00	4b Industrial	Total 393,276.14
Interest Payments 3,920.56	4c Apartments 8 6.94 1,945,550.00	<b>LIABILITIES, RESERVES, AND SURPLUS</b>
<b>DEFERRED CHARGES 2,175.97</b>	Total 392 28,038,600.00	Cash Liabilities 77,611.49
SCHOOL, COUNTY, SPECIAL DISTRICT TAXES 664,815.23	Land Area .76 Sq. Miles	Reserves for Receivables 125,599.70
RESERVE FOR UNCOLLECTED TAXES 115,314.44	Net Valuation Taxable-Municipal 29,012,528	Surplus Dec. 31, 1990 190,064.95
<b>EXPENDITURES TOTAL 1,263,419.31</b>	Net Valuation Taxable-County 36,170,795	Total 393,276.14
	State Equalized Valuation 36,079,224	
	State Equalization Ratio 79.87	



0329

Population 1980 29,720  
 Population 1990 31,342  
 S & P Rating  
 Moody Rating AAA

General Tax Rate Per \$100.

2.21

State Equalized Tax Rate

2.47

## PEMBERTON TWP. - BURLINGTON COUNTY

Form of Government  
 Township Committee  
 Number of Members - 5

PER CAPITA:

Gross Debt 603.20  
 Net Debt 202.10  
 Debt Service 13.51  
 Total Tax Levy 585.35  
 Municipal Expenditures 453.04

PER CENT:

Gross Debt 2.91  
 Net Debt .97  
 Tax Levy Collected 87.07  
 Tax Levy Cancelled, Abated or Adjusted 1.41

EXPENDITURES		REVENUES-REALIZED		1990 PROPERTY TAX	
GENERAL GOVERNMENT				STATE EQUALIZED TAX RATE — 1.24	
Governing Body & Public Boards		1990 Property Taxes Collected 15,980,646.00		Local District School Taxes	9,191,954.79
Municipal Clerk				Regional & Consolidated School Tax	
Financial Administration	160,187.43	1990 Payments in Lieu of Taxes		School Taxes in Municipal Budget	
Assessment of Taxes	113,648.00	Delinquent Tax & Lien Collections 1,233,753.00		County Taxes	4,038,758.98
Collection of Taxes	149,857.00	Business Personalty Replacement Taxes 50,811.00		County Library Taxes	232,111.19
Planning, Housing & Development	198,646.00	Taxes from Public Utilities 1,459,437.00		Local Municipal Purpose Taxes	4,799,867.00
Human Resources	346,792.00	Other Miscellaneous Tax Revenues		Veteran & Senior Citizen Taxes	195,450.00
Elections		State Aid Revenues 1,213,943.00		Total Taxes for Rate Computation	18,458,141.96
General Administration (other)	1,205,397.80	Federal Aid Revenues 48,900.00		Special District Taxes	
JUDICIARY		State and Local Fiscal Assistance Act Utilized		Bank Corp. Taxes	
Municipal Courts	193,751.00	Sale of Acquired Property		Added and Omitted Taxes	83,433.00
PUBLIC SAFETY		Other Miscellaneous Revenues 2,750,774.00		Total Taxes Levied - ABSTRACT	18,346,124.96
Fire Protection	70,600.00	Total 22,738,204.00		Total Taxes Billed	18,353,767.00
Police Protection	2,004,433.00	Prior Years Surplus Appropriated 1,300,000.00		1990 TAXES COLLECTED	15,980,646.00
Civil Defense & Disaster Control	300.00	REVENUES TOTAL 24,038,264.00		1990 Taxes Cancelled, Abated or Adjusted	258,584.00
Environmental Inspection & Control	276,522.00	Reserve For Uncollected Taxes 4,514,910.00		Transfer to Tax Title Liens or Foreclosed	519,198.00
Other Public Safety		CAPITAL OUTLAY TOTAL 2,474,943.00		Balance Outstanding Dec. 31, 1990	1,595,339.00
PUBLIC WORKS				PRIOR YEARS TAXES OUTSTANDING	
Streets and Drainage	1,093,403.00	Public Enterprises 113,306.00		Balance January 1, 1990	987,735.00
Sewers and Sewage Processing	27,501.00	Recreation—Culture		Collected in 1990	815,173.00
Garbage and Trash Disposal	1,051,175.00	Public Works		Cancelled, Abated or Adjusted 1990	
Public Buildings and Grounds	388,756.00	Buildings and Grounds 2,361,637.00		Transfers to Tax Title Liens or Foreclosed	172,562.00
Other Public Works	96,862.00	Library and Education		Balance December 31, 1990	
HEALTH AND WELFARE		Conservation		TAX TITLE LIENS OUTSTANDING	
Health Services Except Environmental	8,976.00	All Other		Balance January 1, 1990	2,421,581.00
Welfare-Public Assistance	151,805.00	CAPITAL DEBT AUTHORIZED, DECEMBER 31, 1990		Transfer From Taxes	691,760.00
Hospital, Clinics, First Aid		ISSUED AND UNISSUED GROSS DEBT NET DEBT		Redeemed in 1990	418,580.00
Animal, Insect, & Rodent Control	62,529.00	School 757,000		Cancelled, Abated or Adjusted (1990)	
Other Welfare Services		Self-Liquidating 11,970,681		Transfers to Foreclosed Property	
RECREATION and CONSERVATION		Other 6,334,373		Balance December 31, 1990	2,694,761.00
Beaches and Boardwalks		Total 19,062,054		PROPERTY ACQUIRED BY DEED OR FORECLOSURE	
Parks, Playgrounds, Shade Trees		ISSUED AND OUTSTANDING		Balance January 1, 1990	911,233.00
Land Reclamation & Conservation	2,250.00	School 757,000.00		Transfers From Taxes or Liens	
Other Recreational Services	213,915.00	Self-Liquidating 10,970,656.00		Sale for Cash (1990)	
EDUCATION (excluding schools)		Other 6,269,800.00		Cancelled, Abated or Adjusted (1990)	
Libraries	10,000.00	Total 17,997,456.00		Balance December 31, 1990	911,233.00
Other Educational Services		EQUALIZED VALUATION BASIS		CURRENT FINANCES DECEMBER 31, 1990	
STATUTORY EXPENDITURES		FOR NET DEBT COMPUTATION 654,042,690		ASSETS	
Pensions & F. I. C. A.	540,107.00	REAL PROPERTY VALUATIONS		Cash Dec. 31, 1990	3,491,037.00
Employee Fringe Benefits	633,500.00	Code Class # of Parcels % VAL'N ASSESSED VALUATION		Taxes Receivable	1,595,339.00
Other Statutory Expenditures		1 Vacant Land 4846 4.94 40,408,800.00		Tax Title Liens	2,694,761.00
CETA And Other Public Employment Programs		2 Residential 7469 82.94 678,340,700.00		Foreclosed Property	911,233.00
MUNICIPAL FUNCTIONS TOTAL 9,066,033.23		3 Farm 485 2.37 19,372,100.00		Emergencies & Other Deferred Charges	449,174.00
CAPITAL IMPROVEMENTS *MEMO* 161,830.00		4a Commercial 150 5.42 44,299,600.00		State and Federal Aid Receivable	568,507.00
DEBT SERVICE		4b Industrial 6 .84 6,861,100.00		Other Receivables	1,531,042.00
Principal Payments	162,500.00	4c Apartments 11 3.49 28,575,000.00		Total	11,241,093.00
Interest Payments	260,992.00	Total 12967 817,857,300.00		LIABILITIES, RESERVES, AND SURPLUS	
DEFERRED CHARGES		Land Area 64.67 Sq. Miles		Cash Liabilities	3,495,562.00
SCHOOL, COUNTY, SPECIAL DISTRICT TAXES	13,462,824.96	Net Valuation Taxable-Municipal 825,590,894		Reserves for Receivables	6,732,375.00
RESERVE FOR UNCOLLECTED TAXES	4,514,910.00	Net Valuation Taxable-County 693,339,448		Surplus Dec. 31, 1990	1,013,156.00
EXPENDITURES TOTAL 27,661,924.19		State Equalized Valuation 739,204,214		Total	11,241,093.00
		State Equalization Ratio 111.81			

**1108**  
 Population 1980 **2,109**  
 Population 1990 **2,537**  
 S & P Rating  
 Moody Rating **A1**

General Tax Rate Per \$100. **3.87**  
 State Equalized Tax Rate **1.71**

**PENNINGTON BOROUGH - MERCER CO.**  
 Form of Government  
 Borough Council  
 Number of Members - 6

PER CAPITA:  
 Gross Debt **978.77**  
 Net Debt **769.17**  
 Debt Service  
 Total Tax Levy **1,535.03**  
 Municipal Expenditures **489.35**

PER CENT:  
 Gross Debt **1.20**  
 Net Debt **.95**  
 Tax Levy Collected **97.61**  
 Tax Levy Cancelled, Abated or Adjusted **.04**

EXPENDITURES		REVENUES-REALIZED		1990 PROPERTY TAX	
GENERAL GOVERNMENT				STATE EQUALIZED TAX RATE	
Governing Body & Public Boards		1990 Property Taxes Collected	3,779,591.60	Local District School Taxes	
Municipal Clerk		1990 Payments in Lieu of Taxes		Regional & Consolidated School Tax	.98 2,182,234.94
Financial Administration	7,000.00	Delinquent Tax & Lien Collections	77,927.44	School Taxes in Municipal Budget	
Assessment of Taxes	13,035.00	Business Personalty Replacement Taxes	22,639.08	County Taxes	.50 1,110,190.85
Collection of Taxes	7,250.00	Taxes from Public Utilities	141,658.00	County Library Taxes	
Planning, Housing & Development	35,475.00	Other Miscellaneous Tax Revenues		Local Municipal Purpose Taxes	.22 490,494.50
Human Resources	27,045.30	State Aid Revenues	123,142.00	Veteran & Senior Citizen Taxes	10,200.00
Elections	891.50	Federal Aid Revenues		Total Taxes for Rate Computation	1.70 3,793,120.29
General Administration (other)	125,798.50	State and Local Fiscal Assistance Act Utilized		Special District Taxes	76,656.00
JUDICIARY		Sale of Acquired Property		Bank Corp. Taxes	
Municipal Courts	13,065.00	Other Miscellaneous Revenues	177,680.30	Added and Omitted Taxes	34,795.18
PUBLIC SAFETY		Total	4,322,633.42	Total Taxes Levied - ABSTRACT	3,894,371.47
Fire Protection		Prior Years Surplus Appropriated	360,000.00	Total Taxes Billed	3,871,938.64
Police Protection	126,272.81	REVENUES TOTAL	4,682,638.42	1990 TAXES COLLECTED	3,779,591.60
Civil Defense & Disaster Control	200.00	Reserve For Uncollected Taxes	179,760.61	1990 Taxes Cancelled, Abated or Adjusted	1,422.27
Environmental Inspection & Control	30,130.00	CAPITAL OUTLAY TOTAL	341,075.70	Transfer to Tax Title Liens or Foreclosed	
Other Public Safety				Balance Outstanding Dec. 31, 1990	90,924.77
PUBLIC WORKS				PRIOR YEARS TAXES OUTSTANDING	
Streets and Drainage	277,858.39	Public Enterprises	167,751.50	Balance January 1, 1990	78,949.46
Sewers and Sewage Processing		Recreation-Culture		Collected in 1990	77,927.44
Garbage and Trash Disposal	221,350.00	Public Works		Cancelled, Abated or Adjusted 1990	1,022.02
Public Buildings and Grounds	17,066.90	Buildings and Grounds	173,324.20	Transfers to Tax Title Liens or Foreclosed	
Other Public Works		Library and Education		Balance December 31, 1990	
HEALTH and WELFARE		Conservation		TAX TITLE LIENS OUTSTANDING	
Health Services Except Environmental	12,650.00	All Other		Balance January 1, 1990	
Welfare-Public Assistance		CAPITAL DEBT AUTHORIZED, DECEMBER 31, 1990		Transfer From Taxes	
Hospital, Clinics, First Aid		ISSUED AND UNISSUED		Redeemed in 1990	
Animal, Insect, & Rodent Control		School	520,130	Cancelled, Abated or Adjusted (1990)	
Other Welfare Services		Self-Liquidating	1,460,670	Transfers to Foreclosed Property	
RECREATION and CONSERVATION		Other	502,339	Balance December 31, 1990	
Beaches and Boardwalks		Total	2,483,139	PROPERTY ACQUIRED BY DEED OR	
Parks, Playgrounds, Shade Trees	24,720.60			FORECLOSURE	
Land Reclamation & Conservation		ISSUED AND OUTSTANDING		Balance January 1, 1990	17,310.00
Other Recreational Services	10,000.00	School	520,130.11	Transfers From Taxes or Liens	
EDUCATION (excluding schools)		Self-Liquidating	697,000.00	Sale for Cash (1990)	
Libraries	50,275.00	Other		Cancelled, Abated or Adjusted (1990)	
Other Educational Services		Total	1,217,130.11	Balance December 31, 1990	17,810.00
STATUTORY EXPENDITURES		EQUALIZED VALUATION BASIS		CURRENT FINANCES DECEMBER 31, 1990	
Pensions & F. I. C. A.	45,296.00	FOR NET DEBT COMPUTATION	206,140,754	ASSETS	
Employee Fringe Benefits	14,000.00	REAL PROPERTY VALUATIONS		Cash Dec. 31, 1990	308,347.93
Other Statutory Expenditures	2,300.00	Code Class # of Parcels % VAL'N		Taxes Receivable	90,924.77
CETA And Other Public Employment Programs		1 Vacant Land 54 .91	883,400.00	Tax Title Liens	
MUNICIPAL FUNCTIONS TOTAL	1,061,730.00	2 Residential 786 87.83	84,867,455.00	Foreclosed Property	17,810.00
CAPITAL IMPROVEMENTS *MEMO*	20,000.00	3 Farm 2 .01	9,050.00	Emergencies & Other Deferred Charges	
DEBT SERVICE		4a Commercial 46 10.08	9,742,500.00	State and Federal Aid Receivable	137,399.42
Principal Payments		4b Industrial 4 1.16	1,124,400.00	Other Receivables	352,733.14
Interest Payments		4c Apartments		Total	917,715.26
DEFERRED CHARGES		Total 892	96,625,805.00	LIABILITIES, RESERVES, AND SURPLUS	
SCHOOL, COUNTY, SPECIAL DISTRICT TAXES	3,369,081.79	Land Area .99 Sq. Miles		Cash Liabilities	280,171.34
RESERVE FOR UNCOLLECTED TAXES	179,760.61	Net Valuation Taxable-Municipal	98,098,855	Reserves for Receivables	470,309.07
EXPENDITURES TOTAL	4,610,572.40	Net Valuation Taxable-County	215,076,535	Surplus Dec. 31, 1990	167,234.85
		State Equalized Valuation	220,331,045	Total	917,715.26
		State Equalization Ratio	44.15		



1707

Population 1980 5,760  
 Population 1990 5,228  
 E & P Rating  
 Moody Rating

General Tax Rate Per \$100.

3.04

State Equalized Tax Rate

3.71

## PENNS GROVE BORO. - SALEM CO.

Form of Government

Borough Council

Number of Members - 6

PER CAPITA:

Gross Debt 328.77  
 Net Debt 51.66  
 Debt Service 9.90  
 Total Tax Levy 560.98  
 Municipal Expenditures 642.05

PER CENT:

Gross Debt 2.54  
 Net Debt .40  
 Tax Levy Collected 75.59  
 Tax Levy Cancelled, Abated or Adjusted 2.78

EXPENDITURES		REVENUES-REALIZED		1990 PROPERTY TAX	
GENERAL GOVERNMENT				STATE EQUALIZED TAX RATE	
Governing Body & Public Boards	26,021.25	1990 Property Taxes Collected	2,220,794.59	Lacal District School Taxes	
Municipal Clerk		1990 Payments in Lieu of Taxes		Regional & Consolidated School Tax	1.31 1,034,886.08
Financial Administration	60,655.00	Delinquent Tax & Lien Collections	379,717.27	School Taxes in Municipal Budget	
Assessment of Taxes	13,815.00	Business Personalty Replacement Taxes	64,363.60	Caunty Taxes	.79 624,416.31
Collection of Taxes	25,550.00	Taxes from Public Utilities	229,829.00	Caunty Library Taxes	
Planning, Housing & Development	535,260.63	Other Miscellaneous Tax Revenues		Lacal Municipal Purpose Taxes	1.60 1,259,000.60
Human Resources	262,841.00	State Aid Revenues	548,265.64	Veteran & Senior Citizen Taxes	
Elections		Federal Aid Revenues	508,945.63	Total Taxes for Rate Computation	3.70 2,966,402.99
General Administration (other)	203,445.00	State and Local Fiscal Assistance Act Utilized		Special District Taxes	
JUDICIARY		Sale of Acquired Property		Bank Corp. Taxes	
Municipal Courts	53,175.00	Other Miscellaneous Revenues	379,311.43	Added and Omitted Taxes	14,500.80
PUBLIC SAFETY				Total Taxes Levied - ABSTRACT	2,932,803.79
Fire Protection	54,730.40			Total Taxes Billed	2,937,888.16
Police Protection	203,241.39	Prior Years Surplus Appropriated	290,000.00	1990 TAXES COLLECTED	2,220,794.59
Civil Defense & Disaster Control	500.00	REVENUES TOTAL	4,621,227.16	1990 Taxes Cancelled, Abated or Adjusted	81,577.40
Environmental Inspection & Control	23,820.00	Reserve Far Uncollected Taxes	530,201.00	Transfer to Tax Title Liens or Foreclosed	92,086.96
Other Public Safety		CAPITAL OUTLAY TOTAL	105,701.84	Balance Outstanding Dec. 31, 1990	453,429.21
PUBLIC WORKS				PRIOR YEARS TAXES OUTSTANDING	
Streets and Drainage	183,549.00	Public Enterprises		Balance January 1, 1990	353,326.82
Sewers and Sewage Processing		Recreation-Culture		Collected in 1990	319,912.74
Garbage and Trash Disposal	219,530.00	Public Works	36,223.62	Cancelled, Abated or Adjusted 1990	515.03
Public Buildings and Grounds	34,250.00	Buildings and Grounds	69,478.22	Transfers to Tax Title Liens or Foreclosed	18,323.79
Other Public Works		Library and Education		Balance December 31, 1990	14,575.26
HEALTH and WELFARE		Conservation		TAX TITLE LIENS OUTSTANDING	
Health Services Except Environmental	347,215.57	All Other		Balance January 1, 1990	210,689.29
Welfare-Public Assistance	8,600.00	CAPITAL DEBT AUTHORIZED, DECEMBER 31, 1990		Transfer From Taxes	112,889.61
Hospital, Clinics, First Aid	250.00	ISSUED AND UNISSUED		Redeemed in 1990	59,804.53
Animal, Insect, & Radent Control	5,350.00	Schaal	1,448,639	Cancelled, Abated or Adjusted (1990)	6,095.79
Other Welfare Services		Self-Liquidating		Transfers to Foreclosed Property	
RECREATION and CONSERVATION		Other	270,100	Balance December 31, 1990	257,678.58
Beaches and Boardwalks		Total	1,718,739	PROPERTY ACQUIRED BY DEED OR FORECLOSURE	
Parks, Playgrounds, Shade Trees	1,500.00	ISSUED AND OUTSTANDING		Balance January 1, 1990	362,600.00
Land Reclamation & Conservation		Schaal		Transfers From Taxes or Liens	
Other Recreational Services	15,000.00	Self-Liquidating		Sale for Cash (1990)	
EDUCATION (excluding schaals)		Other		Cancelled, Abated or Adjusted (1990)	83,900.00
Libraries	3,500.00	Total		Balance December 31, 1990	278,700.00
Other Educational Services		EQUALIZED VALUATION BASIS		CURRENT FINANCES DECEMBER 31, 1990	
STATUTORY EXPENDITURES		FOR NET DEBT COMPUTATION		ASSETS	
Pensions & F. I. C. A.	114,650.00	REAL PROPERTY VALUATIONS		Cash Dec. 31, 1990	720,610.19
Employee Fringe Benefits	144,000.00	Code Class # of Parcels % VAL'N		Taxes Receivable	468,004.47
Other Statutory Expenditures	6,000.00	1 Vacant Land 322 2.89		Tax Title Liens	257,678.58
CETA And Other Public Employment Programs		2 Residential 1226 72.56		Foreclosed Property	278,700.00
MUNICIPAL FUNCTIONS	2,546,109.24	3 Farm 2		Emergencies & Other Deferred Charges	95,580.00
CAPITAL IMPROVEMENTS	10,000.00	4a Commercial 135 17.56		State and Federal Aid Receivable	3,132.68
DEBT SERVICE		4b Industrial		Other Receivables	211,108.98
Principal Payments	40,400.00	4c Apartments 15 6.99		Total	2,034,814.90
Interest Payments	11,371.61	Total 1700		LIABILITIES, RESERVES, AND SURPLUS	
DEFERRED CHARGES	228,493.69	Land Area .90 Sq. Miles		Cash Liabilities	302,628.77
SCHOOL, COUNTY, SPECIAL DISTRICT TAXES	1,659,302.39	Net Valuation Taxable-Municipal	96,144,058	Reserves far Receivables	1,215,492.03
RESERVE FOR UNCOLLECTED TAXES	530,201.00	Net Valuation Taxable-County	72,869,370	Surplus Dec. 31, 1990	516,694.10
EXPENDITURES		State Equalized Valuation	79,183,410	Total	2,034,814.90
TOTAL	5,015,937.93	State Equalization Ratio	121.98		



0427  
Population 1980 33,775  
Population 1990 34,738  
S & P Rating A+  
Moody Rating AAA

General Tax Rate Per \$100. 7.12  
State Equalized Tax Rate 2.65

PENNSAUKEN TOWNSHIP - CAMDEN CO.  
Form of Government  
Town Council  
Number of Members - 5

PER CAPITA:  
Grass Debt 790.44  
Net Debt 662.05  
Debt Service 118.10  
Total Tax Levy 1,233.60  
Municipal Expenditures 694.21  
PER CENT:  
Grass Debt 2.01  
Net Debt 1.68  
Tax Levy Collected 94.52  
Tax Levy Cancelled, Abated or Adjusted .44

EXPENDITURES		REVENUES-REALIZED		1990 PROPERTY TAX	
<b>GENERAL GOVERNMENT</b>				<b>STATE EQUALIZED TAX RATE 1.11</b>	
Governing Body & Public Boards		1990 Property Taxes Collected	40,663,205.77	Local District School Taxes	16,933,289.50
Municipal Clerk	71,534.00	1990 Payments in Lieu of Taxes		Regional & Consolidated School Tax	
Financial Administration	187,384.00	Delinquent Tax & Lien Collections	1,232,044.74	School Taxes in Municipal Budget	
Assessment of Taxes	435,424.00	Business Personalty Replacement Taxes	1,142,005.60	County Taxes	13,798,556.32
Collection of Taxes	154,517.00	Taxes from Public Utilities	3,770,515.00	County Library Taxes	
Planning, Housing & Development	115,640.00	Other Miscellaneous Tax Revenues		Local Municipal Purpose Taxes	9,745,534.00
Human Resources	346,939.00	State Aid Revenues	965,838.24	Veteran & Senior Citizen Taxes	502,100.00
Elections		Federal Aid Revenues		Total Taxes for Rate Computation	40,979,479.82
General Administration (other)	4,080,904.00	State and Local Fiscal Assistance Act Utilized		Special District Taxes	2,273,663.00
<b>JUDICIARY</b>		Sale of Acquired Property		Bank Corp. Taxes	
Municipal Courts	305,861.00	Other Miscellaneous Revenues	7,060,577.86	Added and Omitted Taxes	275,486.03
<b>PUBLIC SAFETY</b>		Total	54,839,187.21	Total Taxes Levied - ABSTRACT	43,026,528.85
Fire Protection	819,767.00	Prior Years Surplus Appropriated	750,000.00	Total Taxes Billed	43,026,528.85
Police Protection	5,450,948.49	REVENUES TOTAL	55,589,187.21	1990 TAXES COLLECTED	40,663,205.77
Civil Defense & Disaster Control	12,675.00	Reserve For Uncollected Taxes	2,128,085.16	1990 Taxes Cancelled, Abated or Adjusted	187,517.49
Environmental Inspection & Control	535,132.00			Transfer to Tax Title Liens or Foreclosed	145,480.12
Other Public Safety		<b>CAPITAL OUTLAY TOTAL</b>	<b>2,429,910.94</b>	Balance Outstanding Dec. 31, 1990	2,025,325.47
<b>PUBLIC WORKS</b>				<b>PRIOR YEARS TAXES OUTSTANDING</b>	
Streets and Drainage	1,409,059.25	Public Enterprises		Balance January 1, 1990	1,490,735.22
Sewers and Sewage Processing	135,457.00	Recreation-Culture	318,829.77	Collected in 1990	1,188,084.34
Garbage and Trash Disposal		Public Works	873,247.28	Cancelled, Abated or Adjusted 1990	15,009.83
Public Buildings and Grounds	422,950.00	Buildings and Grounds	1,234,336.93	Transfers to Tax Title Liens or Foreclosed	92,666.63
Other Public Works		Library and Education	3,496.96	Balance December 31, 1990	194,974.42
<b>HEALTH and WELFARE</b>		Conservation		<b>TAX TITLE LIENS OUTSTANDING</b>	
Health Services Except Environmental	35,497.00	All Other		Balance January 1, 1990	75,608.41
Welfare-Public Assistance	39,424.00			Transfer From Taxes	258,503.84
Hospital, Clinics, First Aid		<b>CAPITAL DEBT AUTHORIZED, DECEMBER 31, 1990</b>		Redeemed in 1990	43,960.40
Animal, Insect, & Radent Control		ISSUED AND UNISSUED		Cancelled, Abated or Adjusted (1990)	15.00
Other Welfare Services		GROSS DEBT		Transfers to Foreclosed Property	4,677.12
<b>RECREATION and CONSERVATION</b>		School	837,000	Balance December 31, 1990	285,459.73
Beaches and Boardwalks		Self-Liquidating	3,141,825	<b>PROPERTY ACQUIRED BY DEED OR FORECLOSURE</b>	
Parks, Playgrounds, Shade Trees	2,425.00	Other	23,479,499	Balance January 1, 1990	1,314,542.42
Land Reclamation & Conservation	1,205.00	Total	27,458,324	Transfers From Taxes or Liens	4,835.08
Other Recreational Services	203,674.00			Sale for Cash (1990)	62,965.00
<b>EDUCATION (excluding schools)</b>		<b>ISSUED AND OUTSTANDING</b>		Cancelled, Abated or Adjusted (1990)	
Libraries	469,579.06	School	837,000.00	Balance December 31, 1990	1,256,412.50
Other Educational Services	45,530.00	Self-Liquidating	1,420,025.20	<b>CURRENT FINANCES DECEMBER 31, 1990</b>	
<b>STATUTORY EXPENDITURES</b>		Other	20,579,000.00	<b>ASSETS</b>	
Pensions & F. L. C. A.	1,054,204.70	Total	22,836,025.20	Cash Dec. 31, 1990	4,833,852.67
Employee Fringe Benefits	1,490,557.00	<b>EQUALIZED VALUATION BASIS</b>		Taxes Receivable	2,220,299.89
Other Statutory Expenditures	15,000.00	<b>FOR NET DEBT COMPUTATION</b>	<b>1,369,198,450</b>	Tax Title Liens	285,459.73
<b>CETA And Other Public Employment Programs</b>		<b>REAL PROPERTY VALUATIONS</b>		Foreclosed Property	1,256,412.50
<b>MUNICIPAL FUNCTIONS TOTAL</b>	<b>17,841,287.50</b>	Code Class # of Parcels % VAL'N	<b>ASSESSED VALUATION</b>	Emergencies & Other Deferred Charges	266,140.00
<b>CAPITAL IMPROVEMENTS *MEMO*</b>	<b>150,000.00</b>	1 Vacant Land 638 2.04	11,553,200.00	State and Federal Aid Receivable	465,104.75
<b>DEBT SERVICE</b>		2 Residential 10754 51.40	290,849,600.00	Other Receivables	300,614.01
Principal Payments	2,415,000.00	3 Farm 765 37.12	210,073,800.00	Total	9,627,883.55
Interest Payments	1,687,429.67	4a Commercial 36 7.51	42,523,100.00	<b>LIABILITIES, RESERVES, AND SURPLUS</b>	
		4b Industrial 23 1.92	10,860,100.00	Cash Liabilities	4,705,005.20
		4c Apartments 12221	565,859,800.00	Reserves for Receivables	4,062,786.13
<b>DEFERRED CHARGES</b>	<b>43,821.85</b>	Total Land Area 10.56 Sq. Miles		Surplus Dec. 31, 1990	860,092.22
<b>SCHOOL, COUNTY, SPECIAL DISTRICT TAXES</b>	<b>33,005,508.82</b>	Net Valuation Taxable-Municipal	568,526,825	Total	9,627,883.55
<b>RESERVE FOR UNCOLLECTED TAXES</b>	<b>2,128,085.16</b>	Net Valuation Taxable-County	1,451,522,839		
<b>EXPENDITURES TOTAL</b>	<b>57,121,133.00</b>	State Equalized Valuation	1,525,432,902		
		State Equalization Ratio	37.16		

1708

**PENNSVILLE TOWNSHIP - SALEM COUNTY**  
**Form of Government**  
**Township Council**  
**Number of Members - 5**

## PER CAPITA:

Gross Debt **263.75**  
 Net Debt **145.22**  
 Debt Service **4.85**  
 Total Tax Levy **890.86**  
 Municipal Expenditures **598.57**

## PER CENT:

Gross Debt **.64**  
 Net Debt **.35**  
 Tax Levy Collected **92.86**  
 Tax Levy Cancelled, Abated or Adjusted **.03**

General Tax Rate Per \$100.

6.64

State Equalized Tax Rate

1.34

## EXPENDITURES

## REVENUES-REALIZED

## 1990 PROPERTY TAX

## STATE EQUALIZED TAX RATE

Local District School Taxes **1.01** **6,745,791.05**

Regional &amp; Consolidated School Tax

School Taxes in Municipal Budget

County Taxes **.80** **5,354,657.51**

County Library Taxes

Local Municipal Purpose Taxes **.02** **160,235.00**

Veteran &amp; Senior Citizen Taxes

Total Taxes for Rate Computation **1.83** **12,426,833.56**

Special District Taxes

Bank Corp. Taxes

Added and Omitted Taxes **27,845.00**Total Taxes Levied - ABSTRACT **12,288,528.56**Total Taxes Billed **12,299,942.00**

## 1990 TAXES COLLECTED

1990 Taxes Cancelled, Abated or Adjusted **3,214.00**Transfer to Tax Title Liens or Foreclosed **29,315.00**Balance Outstanding Dec. 31, 1990 **845,882.00**

## PRIOR YEARS TAXES OUTSTANDING

Balance January 1, 1990 **703,157.00**Collected in 1990 **681,371.00**

Cancelled, Abated or Adjusted 1990

Transfers to Tax Title Liens or Foreclosed **21,290.00**Balance December 31, 1990 **496.00**

## TAX TITLE LIENS OUTSTANDING

Balance January 1, 1990 **23,745.00**Transfer From Taxes **55,470.00**Redeemed in 1990 **14,735.00**

Cancelled, Abated or Adjusted (1990)

Transfers to Foreclosed Property **64,480.00**

Balance December 31, 1990

## PROPERTY ACQUIRED BY DEED OR

FORECLOSURE

Balance January 1, 1990 **135,946.00**

Transfers From Taxes or Liens

Sale for Cash (1990) **18,300.00**

Cancelled, Abated or Adjusted (1990)

Balance December 31, 1990 **117,646.00**

## CURRENT FINANCES DECEMBER 31, 1990

## ASSETS

Cosh Dec. 31, 1990 **1,597,630.00**Taxes Receivable **846,378.00**Tax Title Liens **64,480.00**Foreclosed Property **117,646.00**Emergencies & Other Deferred Charges **75,352.00**State and Federal Aid Receivable **78,427.00**Other Receivables **48,196.00**Total **2,828,109.00**

## LIABILITIES, RESERVES, AND SURPLUS

Cosh Liabilities **1,132,639.00**Reserves for Receivables **1,076,700.00**Surplus Dec. 31, 1990 **618,770.00**Total **2,828,109.00**

Population 1980 **13,843**  
 Population 1990 **13,794**  
 S & P Rating  
 Moody Rating **A**

**GENERAL GOVERNMENT**  
 Governing Body & Public Boards **42,412.00**  
 Municipal Clerk **51,300.00**  
 Financial Administration **101,350.00**  
 Assessment of Taxes **37,450.00**  
 Collection of Taxes **84,053.00**  
 Planning, Housing & Development **34,810.00**  
 Human Resources **156,631.00**  
 Elections  
 General Administration (other) **516,833.00**  
**JUDICIARY**  
 Municipal Courts **109,990.00**  
**PUBLIC SAFETY**  
 Fire Protection **224,505.00**  
 Police Protection **1,709,658.00**  
 Civil Defense & Disaster Control **32,225.00**  
 Environmental Inspection & Control **135,300.00**  
 Other Public Safety  
**PUBLIC WORKS**  
 Streets and Drainage **1,357,800.00**  
 Sewers and Sewage Processing  
 Garbage and Trash Disposal **888,351.00**  
 Public Buildings and Grounds **177,640.00**  
 Other Public Works  
**HEALTH and WELFARE**  
 Health Services Except Environmental **117,445.00**  
 Welfare-Public Assistance **24,940.00**  
 Hospital, Clinics, First Aid **7,500.00**  
 Animal, Insect, & Rodent Control **21,267.00**  
 Other Welfare Services  
**RECREATION and CONSERVATION**  
 Beaches and Boardwalks **36,466.00**  
 Parks, Playgrounds, Shade Trees  
 Land Reclamation & Conservation **11,879.00**  
 Other Recreational Services **371,275.00**  
**EDUCATION (excluding schools)**  
 Libraries **106,000.00**  
 Other Educational Services  
**STATUTORY EXPENDITURES**  
 Pensions & F. I. C. A. **542,744.00**  
 Employee Fringe Benefits **410,000.00**  
 Other Statutory Expenditures **5,000.00**  
 CETA And Other Public Employment Programs  
**MUNICIPAL FUNCTIONS TOTAL** **7,307,734.00**  
**CAPITAL IMPROVEMENTS \*MEMO\*** **50,000.00**  
**DEBT SERVICE**  
 Principal Payments  
 Interest Payments **66,844.00**  
**DEFERRED CHARGES** **4,302.00**  
**SCHOOL, COUNTY, SPECIAL DISTRICT TAXES** **12,100,448.56**  
**RESERVE FOR UNCOLLECTED TAXES** **877,778.00**  
**EXPENDITURES TOTAL** **20,357,106.56**

**REVENUES-REALIZED**  
 1990 Property Taxes Collected **11,421,531.00**  
 1990 Payments in Lieu of Taxes  
 Delinquent Tax & Lien Collections **696,106.00**  
 Business Personalty Replacement Taxes **1,951,243.00**  
 Taxes from Public Utilities **3,319,172.00**  
 Other Miscellaneous Tax Revenues  
 State Aid Revenues **228,536.00**  
 Federal Aid Revenues  
 State and Local Fiscal Assistance Act Utilized  
 Sale of Acquired Property **18,300.00**  
 Other Miscellaneous Revenues **1,440,514.00**  
 Total **19,075,402.00**  
 Prior Years Surplus Appropriated **750,000.00**  
**REVENUES TOTAL** **19,825,402.00**  
 Reserve For Uncollected Taxes **877,778.00**  
**CAPITAL OUTLAY TOTAL** **471,515.00**  
 Public Enterprises **25,345.00**  
 Recreation-Culture  
 Public Works **95,912.00**  
 Buildings and Grounds **350,258.00**  
 Library and Education  
 Conservation  
 All Other  
**CAPITAL DEBT AUTHORIZED, DECEMBER 31, 1990**  
**ISSUED AND UNISSUED GROSS DEBT NET DEBT**  
 School **1,500,000**  
 Self-Liquidating **135,000**  
 Other **2,003,125** **2,003,125**  
 Total **3,638,125** **2,003,125**  
**ISSUED AND OUTSTANDING**  
 School **1,500,000.00**  
 Self-Liquidating  
 Other  
 Total **1,500,000.00**  
**EQUALIZED VALUATION BASIS FOR NET DEBT COMPUTATION** **567,425,177**  
**REAL PROPERTY VALUATIONS**  

Code	Class	# of Parcels	% VAL'N	ASSESSED VALUATION
1	Vacant Land	1361	1.76	3,232,200.00
2	Residential	4347	51.45	94,328,700.00
3	Farm	300	1.16	2,123,300.00
4a	Commercial	195	8.53	15,631,200.00
4b	Industrial	5	34.54	63,330,040.00
4c	Apartments	3	2.55	4,681,900.00
Total		6216		183,327,340.00

 Land Area **23.10** Sq. Miles  
 Net Valuation Taxable-Municipal **184,829,634**  
 Net Valuation Taxable-County **624,384,044**  
 State Equalized Valuation **661,665,564**  
 State Equalization Ratio **27.77**



1431

Population 1980 13,776  
 Population 1990 12,844  
 S & P Rating  
 Moody Rating A1

General Tax Rate Per \$100. 3.31  
 State Equalized Tax Rate 2.04

PEQUANNOCK TOWNSHIP - MORRIS CO.  
 Form of Government  
 Council-Manager Plan E (OMCL 50)  
 Number of Members - 5

PER CAPITA:  
 Gross Debt 633.40  
 Net Debt 540.48  
 Debt Service 46.26  
 Total Tax Levy 1,577.93  
 Municipal Expenditures 622.93  
 PER CENT:  
 Gross Debt .84  
 Net Debt .72  
 Tax Levy Collected 96.89  
 Tax Levy Cancelled, Abated or Adjusted .58

EXPENDITURES		REVENUES-REALIZED		1990 PROPERTY TAX	
<b>GENERAL GOVERNMENT</b>				<b>STATE EQUALIZED TAX RATE</b>	
Governing Body & Public Boards	1,850.00	1990 Property Taxes Collected	19,637,624.36	Local District School Taxes	1.35 13,319,555.00
Municipal Clerk		1990 Payments in Lieu of Taxes		Regional & Consolidated School Tax	
Financial Administration	88,200.00	Delinquent Tax & Lien Collections	342,439.38	School Taxes in Municipal Budget	
Assessment of Taxes	52,910.00	Business Personalty Replacement Taxes	125,830.92	County Taxes	.27 2,665,766.82
Collection of Taxes	58,875.00	Taxes from Public Utilities	798,699.00	County Library Taxes	
Planning, Housing & Development	93,315.00	Other Miscellaneous Tax Revenues		Local Municipal Purpose Taxes	.42 4,179,340.00
Human Resources	90,342.43	State Aid Revenues	191,792.01	Veteran & Senior Citizen Taxes	
Elections		Federal Aid Revenues		Total Taxes for Rate Computation	2.04 20,288,911.82
General Administration (other)	542,277.00	State and Local Fiscal Assistance Act Utilized		Special District Taxes	
<b>JUDICIARY</b>		Sale of Acquired Property		Bank Corp. Taxes	
Municipal Courts	70,300.00	Other Miscellaneous Revenues	1,024,393.60	Added and Omitted Taxes	102,269.03
<b>PUBLIC SAFETY</b>		Total	22,120,779.27	Total Taxes Levied - ABSTRACT	20,266,930.85
Fire Protection	106,723.70	Prior Years Surplus Appropriated	1,100,000.00	Total Taxes Billed	20,268,922.34
Police Protection	1,404,497.01	REVENUES TOTAL	23,220,779.27	1990 TAXES COLLECTED	19,637,624.36
Civil Defense & Disaster Control	8,350.00	Reserve For Uncollected Taxes	1,830,000.00	1990 Taxes Cancelled, Abated or Adjusted	117,195.41
Environmental Inspection & Control	63,420.00	CAPITAL OUTLAY TOTAL	1,853,998.69	Transfer to Tax Title Liens or Foreclosed	6,732.19
Other Public Safety				Balance Outstanding Dec. 31, 1990	507,370.38
<b>PUBLIC WORKS</b>				<b>PRIOR YEARS TAXES OUTSTANDING</b>	
Streets and Drainage	376,600.00	Public Enterprises	6,833.81	Balance January 1, 1990	346,522.48
Sewers and Sewage Processing	232,791.00	Recreation-Culture		Collected in 1990	342,439.38
Garbage and Trash Disposal	115,904.08	Public Works	1,721,216.42	Cancelled, Abated or Adjusted 1990	4,083.10
Public Buildings and Grounds	212,487.00	Buildings and Grounds	125,943.46	Transfers to Tax Title Liens or Foreclosed	
Other Public Works		Library and Education		Balance December 31, 1990	
<b>HEALTH and WELFARE</b>		Conservation		<b>TAX TITLE LIENS OUTSTANDING</b>	
Health Services Except Environmental	331,341.00	All Other		Balance January 1, 1990	23,252.74
Welfare-Public Assistance	4,350.00	CAPITAL DEBT AUTHORIZED, DECEMBER 31, 1990		Transfer From Taxes	6,732.19
Hospital, Clinics, First Aid	11,020.00	ISSUED AND UNISSUED GROSS DEBT NET DEBT		Redeemed in 1990	
Animal, Insect, & Rodent Control	11,500.00	School		Cancelled, Abated or Adjusted (1990)	
Other Welfare Services		Self-Liquidating	2,129,100	Transfers to Foreclosed Property	
<b>RECREATION and CONSERVATION</b>		Other	6,006,295	Balance December 31, 1990	29,984.93
Beaches and Boardwalks		Total	8,135,395	<b>PROPERTY ACQUIRED BY DEED OR FORECLOSURE</b>	
Parks, Playgrounds, Shade Trees	289,295.00	ISSUED AND OUTSTANDING		Balance January 1, 1990	491,550.00
Land Reclamation & Conservation	131,327.49	School		Transfers From Taxes or Liens	
Other Recreational Services	151,570.00	Self-Liquidating	2,129,100.00	Sale for Cash (1990)	
<b>EDUCATION (excluding schools)</b>		Other	5,615,500.00	Cancelled, Abated or Adjusted (1990)	
Libraries	401,100.00	Total	7,744,600.00	Balance December 31, 1990	491,550.00
Other Educational Services		<b>EQUALIZED VALUATION BASIS</b>		<b>CURRENT FINANCES DECEMBER 31, 1990</b>	
<b>STATUTORY EXPENDITURES</b>		FOR NET DEBT COMPUTATION	967,758,724	<b>ASSETS</b>	
Pensions & F. I. C. A.	390,230.00	<b>REAL PROPERTY VALUATIONS</b>		Cash Dec. 31, 1990	2,348,308.25
Employee Fringe Benefits	331,200.00	Code Class # of Parcels % VAL'N		Taxes Receivable	507,370.38
Other Statutory Expenditures		1 Vacant Land 220 2.37	14,419,250.00	Tax Title Liens	29,984.93
<b>CETA And Other Public Employment Programs</b>		2 Residential 4068 83.69	508,844,700.00	Foreclosed Property	491,550.00
<b>MUNICIPAL FUNCTIONS</b>	5,571,775.71	3 Farm 42 .50	3,037,400.00	Emergencies & Other Deferred Charges	20,947.00
<b>CAPITAL IMPROVEMENTS</b>	64,040.00	4a Commercial 167 11.46	69,676,350.00	State and Federal Aid Receivable	24,322.11
<b>DEBT SERVICE</b>		4b Industrial 11 1.76	10,709,300.00	Other Receivables	23,630.14
Principal Payments	415,000.00	4c Apartments 1 .21	1,293,300.00	Total	3,446,118.81
Interest Payments	179,103.11	Total 4509	607,980,300.00	<b>LIABILITIES, RESERVES, AND SURPLUS</b>	
<b>DEFERRED CHARGES</b>	5,000.00	Land Area 6.95 Sq. Miles		Cash Liabilities	884,887.32
<b>SCHOOL, COUNTY, SPECIAL DISTRICT TAXES</b>	15,985,321.82	Net Valuation Taxable-Municipal	609,264,450	Reserves for Receivables	1,052,533.95
<b>RESERVE FOR UNCOLLECTED TAXES</b>	1,830,000.00	Net Valuation Taxable-County	1,046,778,062	Surplus Dec. 31, 1990	1,508,697.04
<b>EXPENDITURES</b>	23,986,200.64	State Equalized Valuation	988,585,709	Total	3,446,118.81
		State Equalization Ratio	61.58		



Population 1980 **38,951**  
 Population 1990 **41,967**  
 S & P Rating **B9B**  
 Moody Rating **BAA**

General Tax Rate Per \$100. **2.50**  
 State Equalized Tax Rate **2.22**

**PERTH AMBOY CITY - MIDDLESEX COUNTY**  
 Form of Government  
**Mayor-Council Plan B (OMCL 50)**  
 Number of Members - 5

PER CAPITA:  
 Gross Debt **715.42**  
 Net Debt **428.42**  
 Debt Service **36.80**  
 Total Tax Levy **991.51**  
 Municipal Expenditures **711.28**

PER CENT:  
 Gross Debt **1.74**  
 Net Debt **1.04**  
 Tax Levy Collected **92.71**  
 Tax Levy Cancelled, Abated or Adjusted **.72**

EXPENDITURES		REVENUES-REALIZED		1990 PROPERTY TAX	
<b>GENERAL GOVERNMENT</b>				<b>STATE EQUALIZED TAX RATE</b>	
Governing Body & Public Boards	182,818.00	1990 Property Taxes Collected	38,625,320.76	Local District School Taxes	56 18,062,253.50
Municipal Clerk	161,285.00	1990 Payments in Lieu of Taxes	174,834.00	Regional & Consolidated School Tax	
Financial Administration	486,900.00	Delinquent Tax & Lien Collections	3,751,686.68	School Taxes in Municipal Budget	.01 171,264.75
Assessment of Taxes	134,700.00	Business Personalty Replacement Taxes	1,701,874.35	County Taxes	.42 7,944,324.23
Collection of Taxes		Taxes from Public Utilities	1,656,226.44	County Library Taxes	
Planning, Housing & Development	67,690.00	Other Miscellaneous Tax Revenues		Local Municipal Purpose Taxes	.82 15,412,310.98
Human Resources	1,098,996.00	State Aid Revenues	4,426,987.22	Veteran & Senior Citizen Taxes	320,450.00
Elections	73,700.00	Federal Aid Revenues		Total Taxes for Rate Computation	2.21 41,910,603.46
General Administration (other)	2,470,193.00	State and Local Fiscal Assistance Act Utilized		Special District Taxes	
<b>JUDICIARY</b>		Sale of Acquired Property		Bank Corp. Taxes	
Municipal Courts	576,126.52	Other Miscellaneous Revenues	3,242,240.04	Added and Omitted Taxes	20,724.48
<b>PUBLIC SAFETY</b>		Total	53,579,169.99	Total Taxes Levied - ABSTRACT	41,610,877.94
Fire Protection	2,389,931.49	Prior Years Surplus Appropriated	350,000.00	Total Taxes Billed	41,661,918.71
Police Protection	5,235,935.57	REVENUES TOTAL	53,929,169.99	1990 TAXES COLLECTED	38,625,320.76
Civil Defense & Disaster Control	27,000.00	Reserve For Uncollected Taxes	3,340,913.46	1990 Taxes Cancelled, Abated or Adjusted	300,500.42
Environmental Inspection & Control	732,132.00			Transfer to Tax Title Liens or Foreclosed	342,166.82
Other Public Safety		<b>CAPITAL OUTLAY TOTAL</b>	<b>2,466,345.33</b>	Balance Outstanding Dec. 31, 1990	2,393,930.71
<b>PUBLIC WORKS</b>				<b>PRIOR YEARS TAXES OUTSTANDING</b>	
Streets and Drainage	1,259,135.00	Public Enterprises	2,353,127.08	Balance January 1, 1990	3,945,815.52
Sewers and Sewage Processing	2,347,535.00	Recreation—Culture		Collected in 1990	3,705,272.67
Garbage and Trash Disposal		Public Works		Cancelled, Abated or Adjusted 1990	48,928.30
Public Buildings and Grounds	612,119.00	Buildings and Grounds	113,213.27	Transfers to Tax Title Liens or Foreclosed	132,996.67
Other Public Works		Library and Education		Balance December 31, 1990	58,617.88
<b>HEALTH and WELFARE</b>		Conservation		<b>TAX TITLE LIENS OUTSTANDING</b>	
Health Services Except Environmental	255,000.00	All Other		Balance January 1, 1990	194,308.61
Welfare-Public Assistance	427,500.00			Transfer From Taxes	475,163.49
Hospital, Clinics, First Aid		<b>CAPITAL DEBT AUTHORIZED, DECEMBER 31, 1990</b>		Redeemed in 1990	46,414.01
Animal, Insect, & Rodent Control	43,050.00	ISSUED AND UNISSUED		Cancelled, Abated or Adjusted (1990)	
Other Welfare Services	1,750.00	School	1,107,000	Transfers to Foreclosed Property	
<b>RECREATION and CONSERVATION</b>		Self-Liquidating	19,552,664	Balance December 31, 1990	623,058.09
Beaches and Boardwalks		Other	9,364,573	<b>PROPERTY ACQUIRED BY DEED OR FORECLOSURE</b>	
Parks, Playgrounds, Shade Trees	351,237.00	Total	30,024,237	Balance January 1, 1990	388,200.00
Land Reclamation & Conservation				Transfers From Taxes or Liens	
Other Recreational Services	151,150.00	<b>ISSUED AND OUTSTANDING</b>		Sale for Cash (1990)	
<b>EDUCATION (excluding schools)</b>		School	1,107,000.00	Cancelled, Abated or Adjusted (1990)	
Libraries	603,331.00	Self-Liquidating	14,895,000.00	Balance December 31, 1990	388,200.00
Other Educational Services		Other	4,765,000.00	<b>CURRENT FINANCES DECEMBER 31, 1990</b>	
<b>STATUTORY EXPENDITURES</b>		Total	20,767,000.00	<b>ASSETS</b>	
Pensions & F. I. C. A.	2,257,634.23	<b>EQUALIZED VALUATION BASIS</b>		Cash Dec. 31, 1990	18,984,254.69
Employee Fringe Benefits	450,726.00	<b>FOR NET DEBT COMPUTATION</b>	1,726,229,192	Taxes Receivable	2,452,548.59
Other Statutory Expenditures	30,000.00	<b>REAL PROPERTY VALUATIONS</b>		Tax Title Liens	623,058.09
CETA And Other Public Employment Programs		Code Class # of Parcels % VAL'N		Foreclosed Property	388,200.00
<b>MUNICIPAL FUNCTIONS TOTAL</b>	<b>22,427,574.81</b>	1 Vacant Land 314 1.14	18,919,300.00	Emergencies & Other Deferred Charges	431,935.65
<b>CAPITAL IMPROVEMENTS *MEMO*</b>	<b>475,031.00</b>	2 Residential 6995 47.92	793,918,000.00	State and Federal Aid Receivable	571,189.52
<b>DEBT SERVICE</b>		3 Farm		Other Receivables	457,963.88
Principal Payments	963,000.00	4a Commercial 890 14.79	245,035,000.00	Total	23,909,150.42
Interest Payments	681,507.00	4b Industrial 208 31.66	524,652,800.00	<b>LIABILITIES, RESERVES, AND SURPLUS</b>	
<b>TYPE I SCHL DEBT *MEMO*</b>	<b>524,370.75</b>	4c Apartments 126 4.49	74,402,600.00	Cash Liabilities	18,754,329.02
<b>DEFERRED CHARGES</b>	<b>2,537,337.59</b>	Total 8533	1,656,927,700.00	Reserves for Receivables	3,921,770.56
<b>SCHOOL, COUNTY, SPECIAL DISTRICT TAXES</b>	<b>26,177,342.48</b>	Land Area 4.55 Sq. Miles		Surplus Dec. 31, 1990	1,233,050.84
<b>RESERVE FOR UNCOLLECTED TAXES</b>	<b>3,340,913.46</b>	Net Valuation Taxable-Municipal	1,665,647,769	Total	23,909,150.42
<b>EXPENDITURES TOTAL</b>	<b>56,023,175.34</b>	Net Valuation Taxable-County	2,003,096,773		
		State Equalized Valuation	1,875,579,559		
		State Equalization Ratio	88.77		

Population 1980 16,647  
 Population 1990 15,757  
 S & P Rating  
 Moody Rating

General Tax Rate Per \$100. 5.55  
 State Equalized Tax Rate 1.98

PHILLIPSBURG TOWN WARREN COUNTY  
 Form of Government  
 Council-Manager Plan B (OMCL 50)  
 Number of Members - 5

PER CAPITA:  
 Gross Debt 2,219.35  
 Net Debt 333.98  
 Debt Service 38.46  
 Total Tax Levy 759.79  
 Municipal Expenditures 523.14

PER CENT:  
 Gross Debt 6.67  
 Net Debt 1.00  
 Tax Levy Collected 93.12  
 Tax Levy Cancelled, Abated or Adjusted 2.6

EXPENDITURES		REVENUES-REALIZED		1990 PROPERTY TAX	
GENERAL GOVERNMENT				STATE EQUALIZED TAX RATE	
Governing Body & Public Boards	39,000.00	1990 Property Taxes Collected		Local District School Taxes	5,313,260.00
Municipal Clerk	82,006.00	1990 Payments in Lieu of Taxes		Regional & Consolidated School Tax	
Financial Administration	72,055.00	Delinquent Tax & Lien Collections		School Taxes in Municipal Budget	
Assessment of Taxes	58,105.00	Business Personalty Replacement Taxes		County Taxes	3,232,936.92
Collection of Taxes	54,882.48	Taxes from Public Utilities		County Library Taxes	
Planning, Housing & Development	380,972.16	Other Miscellaneous Tax Revenues		Local Municipal Purpose Taxes	3,344,348.13
Human Resources	273,219.50	State Aid Revenues		Veteran & Senior Citizen Taxes	238,850.00
Elections	5,030.00	Federal Aid Revenues		Total Taxes for Rate Computation	12,129,395.05
General Administration (other)	620,943.99	State and Local Fiscal Assistance Act Utilized		Special District Taxes	
JUDICIARY		Sale of Acquired Property		Bank Corp. Taxes	
Municipal Courts	91,309.96	Other Miscellaneous Revenues		Added and Omitted Taxes	81,488.72
PUBLIC SAFETY		Total		Total Taxes Levied - ABSTRACT	11,972,033.77
Fire Protection	123,696.55	Prior Years Surplus Appropriated		Total Taxes Billed	11,990,846.92
Police Protection	1,464,243.00	REVENUES TOTAL		1990 TAXES COLLECTED	11,165,685.61
Civil Defense & Disaster Control	3,700.00	Reserve For Uncollected Taxes		1990 Taxes Cancelled, Abated or Adjusted	31,337.64
Environmental Inspection & Control	120,973.60	CAPITAL OUTLAY TOTAL		Transfer to Tax Title Liens or Foreclosed	29,089.10
Other Public Safety				Balance Outstanding Dec. 31, 1990	764,734.57
PUBLIC WORKS				PRIOR YEARS TAXES OUTSTANDING	
Streets and Drainage	695,868.19	Public Enterprises		Balance January 1, 1990	639,068.12
Sewers and Sewage Processing	298,097.12	Recreation-Culture		Collected in 1990	615,580.00
Garbage and Trash Disposal	818,311.74	Public Works		Cancelled, Abated or Adjusted 1990	16,129.40
Public Buildings and Grounds	227,269.14	Buildings and Grounds		Transfers to Tax Title Liens or Foreclosed	148.94
Other Public Works		Library and Education		Balance December 31, 1990	7,204.78
HEALTH and WELFARE		Conservation		TAX TITLE LIENS OUTSTANDING	
Health Services Except Environmental		All Other		Balance January 1, 1990	195,204.93
Welfare-Public Assistance	27,375.00	CAPITAL DEBT AUTHORIZED, DECEMBER 31, 1990		Transfer From Taxes	29,284.33
Hospital, Clinics, First Aid		ISSUED AND UNISSUED GROSS DEBT NET DEBT		Redeemed in 1990	110,019.07
Animal, Insect, & Rodent Control	9,150.00	School 394,000		Cancelled, Abated or Adjusted (1990)	
Other Welfare Services		Self-Liquidating 29,313,826		Transfers to Foreclosed Property	51,015.06
RECREATION and CONSERVATION		Other 5,262,487		Balance December 31, 1990	57,455.18
Beaches and Boardwalks		Total 34,970,313		PROPERTY ACQUIRED BY DEED OR FORECLOSURE	
Parks, Playgrounds, Shade Trees	73,401.47	ISSUED AND OUTSTANDING		Balance January 1, 1990	186,254.94
Land Reclamation & Conservation		School 394,000.00		Transfers From Taxes or Liens	51,015.06
Other Recreational Services	72,170.44	Self-Liquidating 23,118,303.00		Sale for Cash (1990)	
EDUCATION (excluding schools)		Other 4,947,487.46		Cancelled, Abated or Adjusted (1990)	
Libraries	316,930.00	Total 28,459,790.46		Balance December 31, 1990	237,270.00
Other Educational Services		EQUALIZED VALUATION BASIS		CURRENT FINANCES DECEMBER 31, 1990	
STATUTORY EXPENDITURES		FOR NET DEBT COMPUTATION		ASSETS	
Pensions & F. L. C. A.	450,815.15	REAL PROPERTY VALUATIONS		Cash Dec. 31, 1990	4,664,933.85
Employee Fringe Benefits	290,000.00	Code Class # of Parcels % VAL'N ASSESSED VALUATION		Taxes Receivable	771,944.35
Other Statutory Expenditures	16,000.00	1 Vacant Land 269 1.22 2,595,487.00		Tax Title Liens	57,455.18
CETA And Other Public Employment Programs		2 Residential 4430 64.78 137,507,643.00		Foreclosed Property	237,270.00
MUNICIPAL FUNCTIONS TOTAL	6,685,525.49	3 Farm 3 .02 36,600.00		Emergencies & Other Deferred Charges	109,112.93
CAPITAL IMPROVEMENTS *MEMO*	175,060.00	4a Commercial 345 13.91 29,534,191.00		State and Federal Aid Receivable	2,059.36
DEBT SERVICE		4b Industrial 36 16.17 34,318,445.00		Other Receivables	152,541.21
Principal Payments	485,415.00	4c Apartments 33 3.90 8,273,650.00		Total	5,995,316.88
Interest Payments	120,637.11	Total 5116 212,266,016.00		LIABILITIES, RESERVES, AND SURPLUS	
DEFERRED CHARGES	129,382.73	Land Area 2.90 Sq. Miles		Cash Liabilities	3,495,744.50
SCHOOL, COUNTY, SPECIAL DISTRICT TAXES	8,546,196.92	Net Valuation Taxable-Municipal		Reserves for Receivables	1,219,210.74
RESERVE FOR UNCOLLECTED TAXES	822,104.36	Net Valuation Taxable-County		Surplus Dec. 31, 1990	1,280,361.64
EXPENDITURES TOTAL	16,789,261.61	State Equalized Valuation		Total	5,995,316.88
		State Equalization Ratio			



1709

Population 1980 2,810  
 Population 1990 3,250  
 S & P Rating  
 Moody Rating

General Tax Rate Per \$100. 2.89  
 State Equalized Tax Rate 1.94

**PILESGROVE TOWNSHIP - SALEM COUNTY**  
 Form of Government  
 Township Committee  
 Number of Members - 3

PER CAPITA:  
 Gross Debt 1,065.86  
 Net Debt 29.23  
 Debt Service  
 Total Tax Levy 949.59  
 Municipal Expenditures 407.54

PER CENT:  
 Gross Debt 2.56  
 Net Debt .07  
 Tax Levy Collected 92.63  
 Tax Levy Cancelled, Abated or Adjusted .12

EXPENDITURES		REVENUES-REALIZED		1990 PROPERTY TAX	
<b>GENERAL GOVERNMENT</b>				<b>STATE EQUALIZED TAX RATE</b> →	
Governing Body & Public Boards		1990 Property Taxes Collected	2,853,713.66	Local District School Taxes	
Municipal Clerk		1990 Payments in Lieu of Taxes		Regional & Consolidated School Tax	1.13 1,734,525.76
Financial Administration	19,400.00	Delinquent Tax & Lien Collections	178,905.67	School Taxes in Municipal Budget	
Assessment of Taxes	12,000.00	Business Personalty Replacement Taxes	45,057.56	County Taxes	.81 1,241,572.94
Collection of Taxes	21,656.05	Taxes from Public Utilities	396,562.00	County Library Taxes	
Planning, Housing & Development	93,200.04	Other Miscellaneous Tax Revenues		Local Municipal Purpose Taxes	
Human Resources	3,500.00	State Aid Revenues	7,361.06	Veteran & Senior Citizen Taxes	23,100.00
Elections		Federal Aid Revenues		Total Taxes for Rate Computation	1.94 2,999,198.70
General Administration (other)	118,649.50	State and Local Fiscal Assistance Act Utilized		Special District Taxes	
<b>JUDICIARY</b>		Sale of Acquired Property		Bank Corp. Taxes	
Municipal Courts	42,343.10	Other Miscellaneous Revenues	360,204.58	Added and Omitted Taxes	110,055.11
<b>PUBLIC SAFETY</b>		Total	3,846,804.53	Total Taxes Levied - ABSTRACT	3,086,153.81
Fire Protection	61,692.75	Prior Years Surplus Appropriated	687,027.93	Total Taxes Billed	2,858,713.66
Police Protection	9,000.00	<b>REVENUES TOTAL</b>	4,533,832.46	1990 TAXES COLLECTED	
Civil Defense & Disaster Control	4,000.00	Reserve For Uncollected Taxes	192,256.12	1990 Taxes Cancelled, Abated or Adjusted	3,716.54
Environmental Inspection & Control	46,000.00	<b>CAPITAL OUTLAY TOTAL</b>	12,346.41	Transfer to Tax Title Liens or Foreclosed	3,514.24
Other Public Safety				Balance Outstanding Dec. 31, 1990	220,209.37
<b>PUBLIC WORKS</b>				<b>PRIOR YEARS TAXES OUTSTANDING</b>	
Streets and Drainage	237,469.84	Public Enterprises		Balance January 1, 1990	185,901.33
Sewers and Sewage Processing	96,000.00	Recreation-Culture	12,346.41	Collected in 1990	170,229.27
Garbage and Trash Disposal	60,000.00	Public Works		Cancelled, Abated or Adjusted 1990	
Public Buildings and Grounds	147,024.61	Buildings and Grounds		Transfers to Tax Title Liens or Foreclosed	1,935.21
Other Public Works		Library and Education		Balance December 31, 1990	13,736.85
<b>HEALTH and WELFARE</b>		Conservation		<b>TAX TITLE LIENS OUTSTANDING</b>	
Health Services Except Environmental	2,400.04	All Other		Balance January 1, 1990	8,420.38
Welfare-Public Assistance	9,217.32	<b>CAPITAL DEBT AUTHORIZED, DECEMBER 31, 1990</b>		Transfer From Taxes	5,755.46
Hospital, Clinics, First Aid	4,000.00	<b>ISSUED AND UNISSUED GROSS DEBT NET DEBT</b>		Redeemed in 1990	8,676.39
Animal, Insect, & Rodent Control	4,000.00	School	3,372,310	Cancelled, Abated or Adjusted (1990)	
Other Welfare Services		Self-Liquidating		Transfers to Foreclosed Property	
<b>RECREATION and CONSERVATION</b>		Other	95,000	Balance December 31, 1990	5,499.45
Beaches and Boardwalks		Total	3,467,310	<b>PROPERTY ACQUIRED BY DEED OR FORECLOSURE</b>	
Parks, Playgrounds, Shade Trees	10,000.00	<b>ISSUED AND OUTSTANDING</b>		Balance January 1, 1990	1,400.00
Land Reclamation & Conservation		School	3,372,310.23	Transfers From Taxes or Liens	
Other Recreational Services		Self-Liquidating		Sale for Cash (1990)	
<b>EDUCATION (excluding schools)</b>		Other	25,000.00	Cancelled, Abated or Adjusted (1990)	
Libraries	6,000.00	Total	3,397,310.23	Balance December 31, 1990	1,400.00
Other Educational Services	50,000.00	<b>EQUALIZED VALUATION BASIS FOR NET DEBT COMPUTATION</b>		<b>CURRENT FINANCES DECEMBER 31, 1990 ASSETS</b>	
<b>STATUTORY EXPENDITURES</b>		<b>REAL PROPERTY VALUATIONS</b>		Cash Dec. 31, 1990	2,971,131.89
Pensions & F. I. C. A.	36,546.51	Code Class # of Parcels % VAL'N		Taxes Receivable	233,946.22
Employee Fringe Benefits	23,528.48	1 Vacant Land 230 2.03	2,072,600.00	Tax Title Liens	5,499.45
Other Statutory Expenditures	1,000.00	2 Residential 857 65.42	66,703,450.00	Foreclosed Property	1,400.00
<b>CETA And Other Public Employment Programs</b>		3 Farm 637 22.40	22,841,000.00	Emergencies & Other Deferred Charges	32,377.53
<b>MUNICIPAL FUNCTIONS TOTAL</b>	1,118,633.24	4a Commercial 55 8.90	9,079,000.00	State and Federal Aid Receivable	
<b>CAPITAL IMPROVEMENTS *MEMO*</b>	50,000.00	4b Industrial 2 1.07	1,087,300.00	Other Receivables	52,463.44
<b>DEBT SERVICE</b>		4c Apartments 3 .17	173,000.00	Total	3,296,818.53
Principal Payments		Total 1784	101,956,350.00	<b>LIABILITIES, RESERVES, AND SURPLUS</b>	
Interest Payments		Land Area 36.10 Sq. Miles		Cash Liabilities	894,591.77
<b>DEFERRED CHARGES</b>	13,618.66	Net Valuation Taxable-Municipal	103,033,279	Reserves for Receivables	293,309.11
<b>SCHOOL, COUNTY, SPECIAL DISTRICT TAXES</b>	2,976,098.70	Net Valuation Taxable-County	144,622,144	Surplus Dec. 31, 1990	2,108,917.65
<b>RESERVE FOR UNCOLLECTED TAXES</b>	192,256.12	State Equalized Valuation	153,137,108	Total	3,296,818.53
<b>EXPENDITURES TOTAL</b>	4,300,606.72	State Equalization Ratio	67.05		



1522

Population 1980 1,796  
 Population 1990 1,954  
 S & P Rating  
 Moody Rating

General Tax Rate Per \$100. 1.77  
 State Equalized Tax Rate 1.95

**PINE BEACH BOROUGH - OCEAN COUNTY**  
 Form of Government  
 Borough Council  
 Number of Members - 6

PER CAPITA:  
 Gross Debt 1,356.42  
 Net Debt 541.13  
 Debt Service 3.95  
 Total Tax Levy 1,194.69  
 Municipal Expenditures 579.25

PER CENT:  
 Gross Debt 2.30  
 Net Debt .92  
 Tax Levy Collected 94.06  
 Tax Levy Cancelled, Abated or Adjusted

EXPENDITURES		REVENUES-REALIZED		1990 PROPERTY TAX	
<b>GENERAL GOVERNMENT</b>				STATE EQUALIZED TAX RATE	
Governing Body & Public Boards				Local District School Taxes	
Municipal Clerk				Regional & Consolidated School Tax 1.18	
Financial Administration	21,750.00	1990 Property Taxes Collected		1,418,370.38	
Assessment of Taxes	7,300.00	1990 Payments in Lieu of Taxes			
Collection of Taxes	8,000.00	Delinquent Tax & Lien Collections		County Taxes .39 *	
Planning, Housing & Development	5,000.00	Business Personalty Replacement Taxes		467,161.30	
Human Resources	21,269.76	Taxes from Public Utilities		County Library Taxes .03	
Elections		Other Miscellaneous Tax Revenues		31,154.18	
General Administration (other)	142,574.62	State Aid Revenues		Local Municipal Purpose Taxes .35	
<b>JUDICIARY</b>		Federal Aid Revenues		26,200.00	
Municipal Courts	13,952.00	State and Local Fiscal Assistance Act Utilized		Veteran & Senior Citizen Taxes	
<b>PUBLIC SAFETY</b>		Sale of Acquired Property		Total Taxes for Rate Computation 1.95	
Fire Protection	20,345.48	Other Miscellaneous Revenues		2,356,606.99	
Police Protection	220,554.00	Total		Special District Taxes	
Civil Defense & Disaster Control	44,389.00	Prior Years Surplus Appropriated		Bank Corp. Taxes	
Environmental Inspection & Control	2,770.00	REVENUES TOTAL		Added and Omitted Taxes	
Other Public Safety		Reserve For Uncollected Taxes		Total Taxes Levied - ABSTRACT	
<b>PUBLIC WORKS</b>		CAPITAL OUTLAY TOTAL		Total Taxes Billed	
Streets and Drainage	28,500.00	Public Enterprises		1990 TAXES COLLECTED	
Sewers and Sewage Processing	164,300.00	Recreation-Culture		1990 Taxes Cancelled, Abated or Adjusted	
Garbage and Trash Disposal	11,150.00	Public Works		Transfer to Tax Title Liens or Foreclosed	
Public Buildings and Grounds	87,600.00	Buildings and Grounds		Balance Outstanding Dec. 31, 1990	
Other Public Works		Library and Education		PRIOR YEARS TAXES OUTSTANDING	
<b>HEALTH and WELFARE</b>		Conservation		Balance January 1, 1990	
Health Services Except Environmental	425.00	All Other		Collected in 1990	
Welfare-Public Assistance	3,850.00	CAPITAL DEBT AUTHORIZED, DECEMBER 31, 1990		Cancelled, Abated or Adjusted 1990	
Hospital, Clinics, First Aid		ISSUED AND UNISSUED GROSS DEBT		Transfers to Tax Title Liens or Foreclosed	
Animal, Insect, & Rodent Control	8,710.00	School		Balance December 31, 1990	
Other Welfare Services		Self-Liquidating		TAX TITLE LIENS OUTSTANDING	
<b>RECREATION and CONSERVATION</b>		Other		Balance January 1, 1990	
Beaches and Boardwalks	10,950.00	Total		Transfer From Taxes	
Parks, Playgrounds, Shade Trees	3,426.00	ISSUED AND OUTSTANDING		Redeemed in 1990	
Land Reclamation & Conservation	5,000.00	School		Cancelled, Abated or Adjusted (1990)	
Other Recreational Services	1,000.00	Self-Liquidating		Transfers to Foreclosed Property	
<b>EDUCATION (excluding schools)</b>		Other		Balance December 31, 1990	
Libraries		Total		PROPERTY ACQUIRED BY DEED OR FORECLOSURE	
Other Educational Services		EQUALIZED VALUATION BASIS		Balance January 1, 1990	
<b>STATUTORY EXPENDITURES</b>		FOR NET DEBT COMPUTATION		Transfers From Taxes or Liens	
Pensions & F. I. C. A.	39,885.03	REAL PROPERTY VALUATIONS		Sale for Cash (1990)	
Employee Fringe Benefits	60,000.00	Code Class # of Parcels % VAL'N		Cancelled, Abated or Adjusted (1990)	
Other Statutory Expenditures	3,000.00	1 Vacant Land 74 2.53		Balance December 31, 1990	
<b>CETA And Other Public Employment Programs</b>		2 Residential 901 93.38		CURRENT FINANCES DECEMBER 31, 1990	
<b>MUNICIPAL FUNCTIONS TOTAL</b>		3 Farm		ASSETS	
<b>CAPITAL IMPROVEMENTS *MEMO*</b>		4a Commercial 20 4.08		Cash Dec. 31, 1990	
<b>DEBT SERVICE</b>		4b Industrial		Taxes Receivable	
Principal Payments	7,720.00	4c Apartments		Tax Title Liens	
Interest Payments		Total 895		Foreclosed Property	
<b>DEFERRED CHARGES</b>		Land Area .60 Sq. Miles		Emergencies & Other Deferred Charges	
SCHOOL, COUNTY, SPECIAL DISTRICT TAXES	1,916,635.86	Net Valuation Taxable-Municipal		State and Federal Aid Receivable	
RESERVE FOR UNCOLLECTED TAXES	177,804.72	Net Valuation Taxable-County		Other Receivables	
EXPENDITURES TOTAL	3,043,531.47	State Equalized Valuation		Total	
		State Equalization Ratio		1,360,607.37	
				LIABILITIES, RESERVES, AND SURPLUS	
				Cash Liabilities	
				Reserves for Receivables	
				Surplus Dec. 31, 1990	
				Total	

0428

Population 1980 8,684  
 Population 1990 9,854  
 S & P Rating  
 Moody Rating AAA

General Tax Rate Per \$100. 6.84  
 State Equalized Tax Rate 3.36

**PINE HILL BOROUGH - CAMDEN COUNTY**  
 Form of Government  
 Borough Council  
 Number of Members - 6

## PER CAPITA:

Gross Debt 410.04  
 Net Debt 239.21  
 Debt Service 34.75  
 Total Tax Levy 678.10  
 Municipal Expenditures 401.33

## PER CENT:

Gross Debt 2.35  
 Net Debt 1.37  
 Tax Levy Collected 92.25  
 Tax Levy Cancelled, Abated or Adjusted .15

EXPENDITURES		REVENUES-REALIZED		1990 PROPERTY TAX	
<b>GENERAL GOVERNMENT</b>				<b>STATE EQUALIZED TAX RATE</b>	
Governing Body & Public Boards	23,480.00	1990 Property Taxes Collected	6,167,537.70	Local District School Taxes	.83 1,597,572.00
Municipal Clerk		1990 Payments in Lieu of Taxes	279,237.50	Regional & Consolidated School Tax	.59 1,136,545.24
Financial Administration	46,400.00	Delinquent Tax & Lien Collections	282,708.04	School Taxes in Municipal Budget	
Assessment of Taxes	22,199.73	Business Personalty Replacement Taxes	9,757.36	County Taxes	.86 1,651,993.11
Collection of Taxes	51,749.67	Taxes from Public Utilities	464,278.00	County Library Taxes	.02 44,575.62
Planning, Housing & Development	7,235.00	Other Miscellaneous Tax Revenues		Local Municipal Purpose Taxes	1.05 2,014,385.75
Human Resources	33,863.86	State Aid Revenues	226,184.82	Veteran & Senior Citizen Taxes	
Elections	5,240.00	Federal Aid Revenues		Total Taxes for Rate Computation	3.35 6,516,771.72
General Administration (other)	403,748.57	State and Local Fiscal Assistance Act Utilized		Special District Taxes	
<b>JUDICIARY</b>		State and Local Fiscal Assistance Act Utilized		Bank Corp. Taxes	
Municipal Courts	59,452.00	Sale of Acquired Property		Added and Omitted Taxes	22,247.73
<b>PUBLIC SAFETY</b>		Other Miscellaneous Revenues	229,638.57	Total Taxes Levied - ABSTRACT	6,681,977.40
Fire Protection	100.00	Total	7,659,341.99	Total Taxes Billed	6,685,816.82
Police Protection	715,514.48	Prior Years Surplus Appropriated	542,002.31	1990 TAXES COLLECTED	6,167,537.70
Civil Defense & Disaster Control	100.00	REVENUES TOTAL	8,201,344.30	1990 Taxes Cancelled, Abated or Adjusted	10,000.00
Environmental Inspection & Control		Reserve For Uncollected Taxes	492,385.64	Transfer to Tax Title Liens or Foreclosed	134,150.12
Other Public Safety		CAPITAL OUTLAY TOTAL	246,620.12	Balance Outstanding Dec. 31, 1990	374,129.00
<b>PUBLIC WORKS</b>				<b>PRIOR YEARS TAXES OUTSTANDING</b>	
Streets and Drainage	342,700.00	Public Enterprises		Balance January 1, 1990	297,492.69
Sewers and Sewage Processing		Recreation—Culture		Collected in 1990	274,887.12
Garbage and Trash Disposal	517,855.54	Public Works		Cancelled, Abated or Adjusted 1990	
Public Buildings and Grounds	31,767.00	Buildings and Grounds	246,620.12	Transfers to Tax Title Liens or Foreclosed	21,824.17
Other Public Works	29,500.00	Library and Education		Balance December 31, 1990	781.40
<b>HEALTH and WELFARE</b>		Conservation		<b>TAX TITLE LIENS OUTSTANDING</b>	
Health Services Except Environmental	200.00	All Other		Balance January 1, 1990	406,603.56
Welfare-Public Assistance	7,950.00	CAPITAL DEBT AUTHORIZED, DECEMBER 31, 1990		Transfer From Taxes	158,666.85
Hospital, Clinics, First Aid		ISSUED AND UNISSUED		Redeemed in 1990	7,820.92
Animal, Insect, & Rodent Control	100.00	School	1,683,392	Cancelled, Abated or Adjusted (1990)	
Other Welfare Services		Self-Liquidating		Transfers to Foreclosed Property	
<b>RECREATION and CONSERVATION</b>		Other	2,357,151	Balance December 31, 1990	557,449.49
Beaches and Boardwalks		Total	4,040,543	<b>PROPERTY ACQUIRED BY DEED OR FORECLOSURE</b>	
Parks, Playgrounds, Shade Trees	17,000.00	ISSUED AND OUTSTANDING		Balance January 1, 1990	69,800.00
Land Reclamation & Conservation		School	1,683,392.90	Transfers From Taxes or Liens	
Other Recreational Services	4,600.00	Self-Liquidating		Sale for Cash (1990)	
<b>EDUCATION (excluding schools)</b>		Other	1,778,952.02	Cancelled, Abated or Adjusted (1990)	
Libraries		Total	3,462,344.92	Balance December 31, 1990	69,800.00
Other Educational Services		EQUALIZED VALUATION BASIS		<b>CURRENT FINANCES DECEMBER 31, 1990</b>	
<b>STATUTORY EXPENDITURES</b>		FOR NET DEBT COMPUTATION	172,288,744	<b>ASSETS</b>	
Pensions & F. I. C. A.	187,092.39	REAL PROPERTY VALUATIONS		Cash Dec. 31, 1990	654,519.67
Employee Fringe Benefits	242,300.00	Code Class # of Parcels % VAL'N		Taxes Receivable	374,910.40
Other Statutory Expenditures	7,000.00	1 Vacant Land 380 4.62	4,327,150.00	Tax Title Liens	557,449.49
<b>CETA And Other Public Employment Programs</b>		2 Residential 2479 81.78	76,637,600.00	Foreclosed Property	69,800.00
<b>MUNICIPAL FUNCTIONS</b>		3 Farm 6 .46	432,600.00	Emergencies & Other Deferred Charges	13,073.32
<b>CAPITAL IMPROVEMENTS</b>		4a Commercial 41 4.07	3,813,100.00	State and Federal Aid Receivable	
<b>DEBT SERVICE</b>		4b Industrial 3 .40	372,900.00	Other Receivables	298,712.35
Principal Payments	206,547.98	4c Apartments 6 8.67	8,125,900.00	Total	1,968,465.23
Interest Payments	135,838.58	Total 2915	93,709,250.00	<b>LIABILITIES, RESERVES, AND SURPLUS</b>	
<b>DEFERRED CHARGES</b>		Land Area 3.97 Sq. Miles		Cash Liabilities	338,796.68
SCHOOL, COUNTY, SPECIAL DISTRICT TAXES	4,645,343.92	Net Valuation Taxable-Municipal	94,331,285	Reserves for Receivables	1,300,872.24
RESERVE FOR UNCOLLECTED TAXES	492,385.64	Net Valuation Taxable-County	173,242,482	Surplus Dec. 31, 1990	328,796.31
<b>EXPENDITURES</b>		State Equalized Valuation	191,553,677	Total	1,968,465.23
<b>TOTAL</b>	8,600,093.46	State Equalization Ratio	49.05		

0429

Population 1980

23

Population 1990

19

S &amp; P Rating

Moody Rating

General Tax Rate Per \$100.

2.90

State Equalized Tax Rate

1.93

## PINE VALLEY BOROUGH - CAMDEN CO.

Form of Government

Commission (1911)

Number of Members - 3

PER CAPITA:

Gross Debt

Net Debt

Debt Service

Total Tax Levy

Municipal Expenditures

PER CENT:

Gross Debt

Net Debt

Tax Levy Collected 99.97

Tax Levy Cancelled, Abated

or Adjusted

527.97

779.11

EXPENDITURES		REVENUES-REALIZED		1990 PROPERTY TAX	
GENERAL GOVERNMENT				STATE EQUALIZED TAX RATE	
Governing Body & Public Boards		1990 Property Taxes Collected	200,106.73	Local District School Taxes	
Municipal Clerk	850.00	1990 Payments in Lieu of Taxes		Regional & Consolidated School Tax	
Financial Administration	2,645.00	Delinquent Tax & Lien Collections		School Taxes in Municipal Budget	
Assessment of Taxes	565.00	Business Personalty Replacement Taxes	940.05	County Taxes	.98 101,312.28
Collection of Taxes		Taxes from Public Utilities	1,802.00	County Library Taxes	.03 2,745.24
Planning, Housing & Development	24,068.24	Other Miscellaneous Tax Revenues		Local Municipal Purpose Taxes	.92 95,473.95
Human Resources	1,436.70	State Aid Revenues	96,938.40	Veteran & Senior Citizen Taxes	
Elections	16,605.45	Federal Aid Revenues		Total Taxes for Rate Computation	1.93 200,031.47
General Administration (other)		State and Local Fiscal Assistance Act Utilized		Special District Taxes	
JUDICIARY		Sale of Acquired Property		Bank Corp. Taxes	
Municipal Courts	600.00	Other Miscellaneous Revenues	7,555.86	Added and Omitted Taxes	
PUBLIC SAFETY		Total	307,412.04	Total Taxes Levied - ABSTRACT	200,031.47
Fire Protection	1,100.00	Prior Years Surplus Appropriated	8,000.00	Total Taxes Billed	200,160.73
Police Protection	119,961.52	REVENUES TOTAL	315,412.04	1990 TAXES COLLECTED	200,106.73
Civil Defense & Disaster Control		Reserve For Uncollected Taxes		1990 Taxes Cancelled, Abated or Adjusted	
Environmental Inspection & Control	4,900.00			Transfer to Tax Title Liens or Foreclosed	
Other Public Safety		CAPITAL OUTLAY TOTAL		Balance Outstanding Dec. 31, 1990	
PUBLIC WORKS				PRIOR YEARS TAXES OUTSTANDING	
Streets and Drainage		Public Enterprises		Balance January 1, 1990	
Sewers and Sewage Processing	3,600.00	Recreation-Culture		Collected in 1990	
Garbage and Trash Disposal		Public Works		Cancelled, Abated or Adjusted 1990	
Public Buildings and Grounds		Buildings and Grounds		Transfers to Tax Title Liens or Foreclosed	
Other Public Works		Library and Education		Balance December 31, 1990	
HEALTH and WELFARE		Conservation		TAX TITLE LIENS OUTSTANDING	
Health Services Except Environmental		All Other		Balance January 1, 1990	
Welfare-Public Assistance		CAPITAL DEBT AUTHORIZED, DECEMBER 31, 1990		Transfer From Taxes	
Hospital, Clinics, First Aid		ISSUED AND UNISSUED		Redeemed in 1990	
Animal, Insect, & Rodent Control		School		Cancelled, Abated or Adjusted (1990)	
Other Welfare Services		Self-Liquidating		Transfers to Foreclosed Property	
RECREATION and CONSERVATION		Other		Balance December 31, 1990	
Beaches and Boardwalks		Total		PROPERTY ACQUIRED BY DEED OR	
Parks, Playgrounds, Shade Trees				FORECLOSURE	
Land Reclamation & Conservation		ISSUED AND OUTSTANDING		Balance January 1, 1990	
Other Recreational Services		School		Transfers From Taxes or Liens	
EDUCATION (excluding schools)		Self-Liquidating		Sale for Cash (1990)	
Libraries		Other		Cancelled, Abated or Adjusted (1990)	
Other Educational Services		Total		Balance December 31, 1990	
STATUTORY EXPENDITURES		EQUALIZED VALUATION BASIS		CURRENT FINANCES DECEMBER 31, 1990	
Pensions & F. I. C. A.	15,550.00	FOR NET DEBT COMPUTATION	10,096,670	ASSETS	
Employee Fringe Benefits	10,150.00	REAL PROPERTY VALUATIONS		Cash Dec. 31, 1990	38,388.84
Other Statutory Expenditures		Code Class # of Parcels % VAL'N		Taxes Receivable	
CETA And Other Public Employment Programs		1 Vacant Land 8 17.17	1,180,900.00	Tax Title Liens	
MUNICIPAL FUNCTIONS TOTAL	202,031.91	2 Residential 22 48.31	3,321,780.00	Foreclosed Property	
CAPITAL IMPROVEMENTS *MEMO*		3 Farm 14 34.51	2,373,200.00	Emergencies & Other Deferred Charges	
DEBT SERVICE		4a Commercial 14 34.51	2,373,200.00	State and Federal Aid Receivable	
Principal Payments		4b Industrial		Other Receivables	375.00
Interest Payments		4c Apartments		Total	38,763.84
DEFERRED CHARGES	2,771.19	Total 44	6,875,880.00	LIABILITIES, RESERVES, AND SURPLUS	
SCHOOL, COUNTY, SPECIAL DISTRICT TAXES	104,557.52	Land Area .94 Sq. Miles		Cash Liabilities	14,148.44
RESERVE FOR UNCOLLECTED TAXES		Net Valuation Taxable-Municipal	6,901,905	Reserves for Receivables	375.00
EXPENDITURES TOTAL	309,360.62	Net Valuation Taxable-County	10,669,320	Surplus Dec. 31, 1990	24,240.40
		State Equalized Valuation	10,339,329	Total	38,763.84
		State Equalization Ratio	66.67		



Population 1980 42,223  
 Population 1990 47,089  
 S & P Rating AA-  
 Maady Rating AA

General Tax Rate Per \$100. 2.64  
 State Equalized Tax Rate 1.89

**PISCATAWAY TWP. - MIDDLESEX COUNTY**  
 Form of Government  
 Mayor-Council Plan F (OMCL 50)  
 Number of Members - 7

PER CAPITA:  
 Gross Debt 679.31  
 Net Debt 459.43  
 Debt Service 41.85  
 Total Tax Levy 1,350.76  
 Municipal Expenditures 421.09

PER CENT:  
 Gross Debt 1.08  
 Net Debt .73  
 Tax Levy Collected 96.90  
 Tax Levy Cancelled, Abated or Adjusted .13

EXPENDITURES		REVENUES-REALIZED		1990 PROPERTY TAX	
<b>GENERAL GOVERNMENT</b>				<b>STATE EQUALIZED TAX RATE</b>	
Governing Body & Public Boards	45,296.00	1990 Property Taxes Collected	61,786,880.00	Local District Schaal Taxes	1.16 37,669,520.50
Municipal Clerk	91,629.00	1990 Payments in Lieu of Taxes		Regional & Consalidated Schaal Tax	
Financial Administration	1,349,798.30	Delinquent Tax & Lien Collections	980,994.00	Schaal Taxes in Municipal Budget	
Assessment of Taxes	167,809.00	Business Personalty Replacement Taxes	829,027.00	Caunty Taxes	.43 14,114,678.38
Collection of Taxes		Taxes from Public Utilities	3,356,372.00	Caunty Library Taxes	
Planning, Hausing & Development	170,555.00	Other Miscellaneous Tax Revenues		Local Municipal Purpase Taxes	.29 9,539,218.00
Human Resources	452,242.00	State Aid Revenues	957,745.00	Veteran & Senior Citizen Taxes	260,350.00
Elections	22,400.00	Federal Aid Revenues		Total Taxes far Rate Computation	1.88 61,583,766.88
General Administration (other)	1,226,128.00	State and Local Fiscal Assistance Act Utilized		Special District Taxes	1,409,298.00
<b>JUDICIARY</b>		Sale of Acquired Property	141,300.00	Bank Corp. Taxes	
Municipal Courts	200,045.00	Other Miscellaneous Revenues	2,652,370.60	Added and Omitted Taxes	873,254.00
<b>PUBLIC SAFETY</b>		Total	70,704,658.60	Total Taxes Levied - ABSTRACT	63,605,968.88
Fire Protection	91,877.00	Priar Years Surplus Appropriated	1,990,000.00	Total Taxes Billed	63,762,716.00
Police Protection	4,703,826.00	REVENUES TOTAL	72,694,683.60	1990 TAXES COLLECTED	61,786,880.00
Civil Defense & Disaster Control	5,730.00	Reserve Far Uncollected Taxes	1,710,000.00	1990 Taxes Cancelled, Abated or Adjusted	82,720.00
Envrinmental Inspection & Control	452,137.00	CAPITAL OUTLAY TOTAL	3,391,159.00	Transfer to Tax Title Liens or Fareclosed	105,461.00
Other Public Safety				Balance Outstanding Dec. 31, 1990	1,787,655.00
<b>PUBLIC WORKS</b>				<b>PRIOR YEARS TAXES OUTSTANDING</b>	
Streets and Drainage	1,310,945.00	Public Enterprises	1,815,816.00	Balance January 1, 1990	1,015,292.00
Sewers and Sewage Processing	25,000.00	Recreation-Culture	75,149.00	Collected in 1990	899,727.00
Garbage and Trash Disposal	471,451.00	Public Works	633,874.00	Cancelled, Abated or Adjusted 1990	345.00
Public Buildings and Grounds		Buildings and Grounds	611,234.00	Transfers to Tax Title Liens or Fareclosed	77,035.00
Other Public Works	177,192.00	Library and Education	118,609.00	Balance December 31, 1990	38,185.00
<b>HEALTH and WELFARE</b>		Conservation	86,477.00	<b>TAX TITLE LIENS OUTSTANDING</b>	
Health Services Except Environmental	296,564.00	All Other		Balance January 1, 1990	192,783.00
Welfare-Public Assistance	91,713.00	CAPITAL DEBT AUTHORIZED, DECEMBER 31, 1990		Transfer From Taxes	196,810.00
Hospital, Clinics, First Aid		ISSUED AND UNISSUED	GROSS DEBT	Redeemed in 1990	81,267.00
Animal, Insect, & Radent Control		Schaal	4,354,000	Cancelled, Abated or Adjusted (1990)	
Other Welfare Services		Self-Liquidating	7,943,500	Transfers to Fareclosed Property	
<b>RECREATION and CONSERVATION</b>		Other	19,690,600	Balance December 31, 1990	308,326.00
Beaches and Boardwalks		Total	31,988,100	PROPERTY ACQUIRED BY DEED OR	
Parks, Playgrounds, Shade Trees	384,851.00	ISSUED AND OUTSTANDING		FORECLOSURE	
Land Reclamation & Conservation	225,358.00	Schaal	4,354,000.00	Balance January 1, 1990	3,197,050.00
Other Recreational Services	429,955.00	Self-Liquidating	3,573,500.00	Transfers From Taxes or Liens	
<b>EDUCATION (excluding schaal)</b>		Other	17,477,000.00	Sale far Cash (1990)	141,300.00
Litreries	1,013,261.00	Total	25,404,500.00	Cancelled, Abated or Adjusted (1990)	
Other Educational Services	13,290.00	EQUALIZED VALUATION BASIS		Balance December 31, 1990	3,055,750.00
<b>STATUTORY EXPENDITURES</b>		FOR NET DEBT COMPUTATION	2,970,286.039	<b>CURRENT FINANCES DECEMBER 31, 1990</b>	
Pensions & F. I. C. A.	1,362,089.00	REAL PROPERTY VALUATIONS		ASSETS	
Employee Fringe Benefits	1,330,000.00	Code Class # of Parcels % VAL'N	ASSESSED VALUATION	Cash Dec. 31, 1990	4,963,001.00
Other Statutory Expenditures		1 Vacant Land 958 3.26	74,464,500.00	Taxes Receivable	1,825,840.00
CETA And Other Public Employment Programs		2 Residential 10068 47.32	1,080,776,700.00	Tax Title Liens	308,326.00
<b>MUNICIPAL FUNCTIONS</b>		3 Farm 51 .33	7,602,300.00	Fareclosed Property	3,055,750.00
<b>CAPITAL IMPROVEMENTS</b>		4a Commercial 205 4.67	106,654,200.00	Emergencies & Other Deferred Charges	
<b>DEBT SERVICE</b>		4b Industrial 201 39.24	896,260,100.00	State and Federal Aid Receivable	
Principal Payments	1,085,000.00	4c Apartments 20 5.17	118,122,809.00	Other Receivables	193,417.00
Interest Payments	885,881.00	Total 11503	2,283,880,600.00	Total	10,346,334.00
<b>DEFERRED CHARGES</b>		Land Area 18.90 Sq. Miles		<b>LIABILITIES, RESERVES, AND SURPLUS</b>	
SCHOOL, COUNTY, SPECIAL DISTRICT TAXES	53,193,496.88	Net Valuation Taxable-Municipal	2,326,817,275	Cash Liabilities	3,330,068.00
RESERVE FOR UNCOLLECTED TAXES	1,710,000.00	Net Valuation Taxable-Caunty	3,563,976,943	Reserves far Receivables	5,383,333.00
<b>EXPENDITURES</b>		State Equalized Valuation	3,241,201,064	Surplus Dec. 31, 1990	1,632,933.00
<b>TOTAL</b>	73,022,219.18	State Equalization Ratio	71.41	Total	10,346,334.00

0815

Population 1980 9,744  
 Population 1990 9,365  
 S & P Rating  
 Moody Rating

General Tax Rate Per \$100. 4.18  
 State Equalized Tax Rate 2.17

**PITMAN BOROUGH - GLOUCESTER COUNTY**  
 Form of Government  
 Borough Council  
 Number of Members - 6

PER CAPITA:  
 Gross Debt 474.61  
 Net Debt 253.90  
 Debt Service 30.84  
 Total Tax Levy 758.56  
 Municipal Expenditures 414.82

PER CENT:  
 Gross Debt 1.51  
 Net Debt .81  
 Tax Levy Collected 96.36  
 Tax Levy Cancelled, Abated or Adjusted .05

EXPENDITURES		REVENUES-REALIZED		1990 PROPERTY TAX	
<b>GENERAL GOVERNMENT</b>		<b>1990 Property Taxes Collected</b>		<b>STATE EQUALIZED TAX RATE</b>	
Governing Body & Public Boards			5,861,200.15	Local District School Taxes	2,981,463.62
Municipal Clerk				Regional & Consolidated School Tax	
Financial Administration	24,395.00	1990 Payments in Lieu of Taxes	211,110.60	School Taxes in Municipal Budget	
Assessment of Taxes	137,500.00	Delinquent Tax & Lien Collections	120,456.56	County Taxes	2,092,092.27
Collection of Taxes	9,150.00	Business Personalty Replacement Taxes	340,559.00	County Library Taxes	80,546.21
Planning, Housing & Development	13,405.00	Taxes from Public Utilities		Local Municipal Purpose Taxes	1,913,982.44
Human Resources	33,911.97	Other Miscellaneous Tax Revenues		Veteran & Senior Citizen Taxes	90,200.00
Elections	3,650.00	State Aid Revenues	303,290.82	Total Taxes for Rate Computation	7,158,284.54
General Administration (other)	494,146.00	Federal Aid Revenues		Special District Taxes	
<b>JUDICIARY</b>		State and Local Fiscal Assistance Act Utilized		Bank Corp. Taxes	
Municipal Courts	29,010.00	Sole of Acquired Property		Added and Omitted Taxes	35,796.85
<b>PUBLIC SAFETY</b>		Other Miscellaneous Revenues	685,687.36	Total Taxes Levied - ABSTRACT	7,103,881.39
Fire Protection	67,027.20		9,582,304.49	Total Taxes Billed	7,120,561.70
Police Protection	638,405.00	Prior Years Surplus Appropriated	200,000.00	1990 TAXES COLLECTED	6,861,200.15
Civil Defense & Disaster Control	7,500.00	<b>REVENUES TOTAL</b>	8,782,304.49	1990 Taxes Cancelled, Abated or Adjusted	3,522.13
Environmental Inspection & Control	43,955.00	Reserve For Uncollected Taxes	281,159.30	Transfer to Tax Title Liens or Foreclosed	4,595.89
Other Public Safety		<b>CAPITAL OUTLAY TOTAL</b>	76,876.19	Balance Outstanding Dec. 31, 1990	251,243.54
<b>PUBLIC WORKS</b>				<b>PRIOR YEARS TAXES OUTSTANDING</b>	
Streets and Drainage	535,304.00	Public Enterprises		Balance January 1, 1990	237,589.58
Sewers and Sewage Processing		Recreation-Culture		Collected in 1990	199,318.11
Garbage and Trash Disposal	438,600.00	Public Works	47,877.77	Cancelled, Abated or Adjusted 1990	7,056.33
Public Buildings and Grounds	103,542.00	Buildings and Grounds	16,998.42	Transfers to Tax Title Liens or Foreclosed	
Other Public Works		Library and Education	12,000.00	Balance December 31, 1990	30,615.14
<b>HEALTH and WELFARE</b>		Conservation		<b>TAX TITLE LIENS OUTSTANDING</b>	
Health Services Except Environmental	3,975.00	All Other		Balance January 1, 1990	64,445.42
Welfare-Public Assistance	161,700.00			Transfer From Taxes	4,595.89
Hospital, Clinics, First Aid		<b>CAPITAL DEBT AUTHORIZED, DECEMBER 31, 1990</b>		Redeemed in 1990	11,792.49
Animal, Insect, & Rodent Control	3,840.00	<b>ISSUED AND UNISSUED</b>		Cancelled, Abated or Adjusted (1990)	
Other Welfare Services		<b>GROSS DEBT</b>		Transfers to Foreclosed Property	
<b>RECREATION and CONSERVATION</b>		School	2,067,000	Balance December 31, 1990	57,248.81
Beaches and Boardwalks		Self-Liquidating		<b>PROPERTY ACQUIRED BY DEED OR FORECLOSURE</b>	
Parks, Playgrounds, Shade Trees	69,345.00	Other	2,377,750	Balance January 1, 1990	145,617.50
Land Reclamation & Conservation	19,250.84	Total	4,444,750	Transfers From Taxes or Liens	
Other Recreational Services	22,050.00			Sale for Cash (1990)	130,802.50
<b>EDUCATION (excluding schools)</b>		<b>ISSUED AND OUTSTANDING</b>		Cancelled, Abated or Adjusted (1990)	
Libraries	87,856.00	School	2,067,000.00	Balance December 31, 1990	14,315.00
Other Educational Services		Self-Liquidating		<b>CURRENT FINANCES DECEMBER 31, 1990</b>	
<b>STATUTORY EXPENDITURES</b>		Other	1,472,500.00	<b>ASSETS</b>	
Pensions & F. L. C. A.	176,741.00	Total	3,539,500.00	Cash Dec. 31, 1990	832,593.23
Employee Fringe Benefits	173,372.00	<b>EQUALIZED VALUATION BASIS</b>		Taxes Receivable	281,858.68
Other Statutory Expenditures	5,000.00	<b>FOR NET DEBT COMPUTATION</b>	295,014,968	Tox Title Liens	57,248.31
CETA And Other Public Employment Programs		<b>REAL PROPERTY VALUATIONS</b>		Foreclosed Property	14,315.00
<b>MUNICIPAL FUNCTIONS TOTAL</b>	3,312,691.01	<b>Code Class # of Parcels % VAL'N</b>		Emergencies & Other Deferred Charges	125,621.52
<b>CAPITAL IMPROVEMENTS *MEMO*</b>	20,000.00	1 Vacant Land 113 .72	1,217,900.00	State and Federal Aid Receivable	
<b>DEBT SERVICE</b>		2 Residential 2850 82.33	139,087,900.00	Other Receivables	65,466.45
Principal Payments	165,000.00	3 Farm 7 .11	184,000.00	Total	1,377,403.69
Interest Payments	123,814.98	4a Commercial 149 7.64	12,998,300.00	<b>LIABILITIES, RESERVES, AND SURPLUS</b>	
		4b Industrial 4 7.17	12,113,400.00	Cash Liabilities	629,359.54
		4c Apartments 7 2.03	3,434,100.00	Reserves for Receivables	419,338.94
		Total 3130	168,936,100.00	Surplus Dec. 31, 1990	328,655.21
<b>DEFERRED CHARGES</b>	2,096.06	Land Area 2.26 Sq. Miles		Total	1,377,403.69
SCHOOL, COUNTY, SPECIAL DISTRICT TAXES	5,154,102.10	Net Valuation Taxable-Municipal	169,491,982		
RESERVE FOR UNCOLLECTED TAXES	281,159.30	Net Valuation Taxable-County	296,112,477		
<b>EXPENDITURES TOTAL</b>	9,033,863.45	State Equalized Valuation	325,308,093		
		State Equalization Ratio	52.02		



1710

Population 1980 6,954  
 Population 1990 8,121  
 S & P Rating  
 Moody Rating

General Tax Rate Per \$100. 2.47  
 State Equalized Tax Rate 2.15

**PITTSBGROVE TOWNSHIP - SALEM COUNTY**  
 Form of Government  
 Township Committee  
 Number of Members - 5

PER CAPITA:  
 Gross Debt 556.16  
 Net Debt 46.74  
 Debt Service 1.40  
 Total Tax Levy 732.18  
 Municipal Expenditures 278.54

PER CENT:  
 Gross Debt 2.05  
 Net Debt .17  
 Tax Levy Collected 87.83  
 Tax Levy Cancelled, Abated or Adjusted

EXPENDITURES		REVENUES-REALIZED		1990 PROPERTY TAX	
<b>GENERAL GOVERNMENT</b>				<b>STATE EQUALIZED TAX RATE</b>	
Governing Body & Public Boards		1990 Property Taxes Collected	5,229,897.49	Local District School Taxes	1.18 3,059,121.21
Municipal Clerk	46,675.00	1990 Payments in Lieu of Taxes		Regional & Consolidated School Tax	
Financial Administration	37,960.00	Delinquent Tax & Lien Collections	594,874.29	School Taxes in Municipal Budget	
Assessment of Taxes	35,656.00	Business Personalty Replacement Taxes	49,139.40	County Taxes	.75 1,951,107.61
Collection of Taxes	64,982.00	Taxes from Public Utilities	390,740.00	County Library Taxes	
Planning, Housing & Development	43,961.25	Other Miscellaneous Tax Revenues		Local Municipal Purpose Taxes	.21 541,518.17
Human Resources	1,762.00	State Aid Revenues	56,191.64	Veteron & Senior Citizen Taxes	
Elections	507,636.00	Federal Aid Revenues		Total Taxes for Rate Computation	2.14 5,634,746.99
General Administration (other)		State and Local Fiscal Assistance Act Utilized		Special District Taxes	282,287.90
<b>JUDICIARY</b>		Sole of Acquired Property		Bank Corp. Taxes	
Municipal Courts	62,631.00	Other Miscellaneous Revenues	399,473.74	Added and Omitted Taxes	112,008.22
<b>PUBLIC SAFETY</b>		Total	6,720,316.56	Total Taxes Levied - ABSTRACT	5,946,043.11
Fire Protection	7,449.00	Prior Years Surplus Appropriated	400,000.00	Total Taxes Billed	5,954,301.50
Police Protection	6,500.00	REVENUES TOTAL	7,120,316.56	1990 TAXES COLLECTED	5,229,897.49
Civil Defense & Disaster Control	4,000.00	Reserve For Uncollected Taxes	665,649.92	1990 Taxes Cancelled, Abated or Adjusted	
Environmental Inspection & Control	41,229.00			Transfer to Tax Title Liens or Foreclosed	
Other Public Safety		<b>CAPITAL OUTLAY TOTAL</b>	172,304.20	Balance Outstanding Dec. 31, 1990	712,345.74
<b>PUBLIC WORKS</b>				<b>PRIOR YEARS TAXES OUTSTANDING</b>	
Streets and Drainage	203,227.00	Public Enterprises		Balance January 1, 1990	605,524.90
Sewers and Sewage Processing		Recreation-Culture	1,389.36	Collected in 1990	592,647.56
Garbage and Trash Disposol	241,558.00	Public Works	170,914.34	Cancelled, Abated or Adjusted 1990	46.14
Public Buildings and Grounds	77,938.00	Buildings and Grounds		Transfers to Tax Title Liens or Foreclosed	2,084.03
Other Public Works	10,000.00	Librory and Education		Balance December 31, 1990	10,747.17
<b>HEALTH and WELFARE</b>		Conservation		<b>TAX TITLE LIENS OUTSTANDING</b>	
Health Services Except Environmental	1,318.00	All Other		Balance January 1, 1990	29,865.11
Welfare-Public Assistance	2,121.00	<b>CAPITAL DEBT AUTHORIZED, DECEMBER 31, 1990</b>		Transfer From Taxes	9,420.34
Hospital, Clinics, First Aid	4,000.00	<b>ISSUED AND UNISSUED GROSS DEBT</b>		Redeemed in 1990	2,226.73
Animal, Insect, & Rodent Control	3,000.00	School	4,137,000	Cancelled, Abated or Adjusted (1990)	
Other Welfare Services		Self-Liquidating		Transfers to Foreclosed Property	
<b>RECREATION and CONSERVATION</b>		Other	379,589	Balance December 31, 1990	37,058.72
Beaches and Boardwalks		Total	4,516,589	<b>PROPERTY ACQUIRED BY DEED OR FORECLOSURE</b>	
Parks, Playgrounds, Shade Trees		<b>ISSUED AND OUTSTANDING</b>		Balance January 1, 1990	
Land Reclamation & Conservation		School	4,137,000.00	Transfers From Taxes or Liens	
Other Recreational Services	24,750.00	Self-Liquidating		Sole for Cosh (1990)	
<b>EDUCATION (excluding schools)</b>		Other	318,089.64	Cancelled, Abated or Adjusted (1990)	
Libraries		Total	4,455,089.64	Balance December 31, 1990	
Other Educational Services		<b>EQUALIZED VALUATION BASIS FOR NET DEBT COMPUTATION</b>	220,159,696	<b>CURRENT FINANCES DECEMBER 31, 1990</b>	
<b>STATUTORY EXPENDITURES</b>		<b>REAL PROPERTY VALUATIONS</b>		<b>ASSETS</b>	
Pensions & F. I. C. A.	72,918.00	Code Class # of Parcels % VAL'N		Cosh Dec. 31, 1990	1,059,909.98
Employee Fringe Benefits	74,600.00	1 Vacant Land 733 7.33	16,337,000.00	Taxes Receivable	723,092.91
Other Statutory Expenditures	1,000.00	2 Residential 1969 70.98	153,284,200.00	Tax Title Liens	37,058.72
<b>CETA And Other Public Employment Programs</b>		3 Farm 772 9.55	21,303,800.00	Foreclosed Property	
<b>MUNICIPAL FUNCTIONS TOTAL</b>	1,583,921.25	4a Commercial 63 12.14	27,074,500.00	Emergencies & Other Deferred Chorges	185.40
<b>CAPITAL IMPROVEMENTS *MEMO*</b>		4b Industrial		State and Federal Aid Receivable	177,904.98
<b>DEBT SERVICE</b>		4c Apartments		Other Receivables	23,888.00
Principal Payments	11,339.99	Total	3592	Total	2,022,039.99
Interest Payments		Land Area 46.50 Sq. Miles		<b>LIABILITIES, RESERVES, AND SURPLUS</b>	
<b>DEFERRED CHARGES</b>	1,060.34	Net Valuation Taxable-Municipal	225,101,432	Cash Liabilities	759,307.05
<b>SCHOOL, COUNTY, SPECIAL DISTRICT TAXES</b>	5,292,516.72	Net Valuation Taxable-County	227,787,638	Reserves for Receivables	777,206.34
<b>RESERVE FOR UNCOLLECTED TAXES</b>	665,649.92	State Equalized Valuation	258,777,231	Surplus Dec. 31, 1990	485,526.60
<b>EXPENDITURES TOTAL</b>	7,554,548.72	State Equalization Ratio	86.83	Total	2,022,039.99



2012  
 Population 1980 45,555  
 Population 1990 46,567  
 S & P Rating  
 Moody Rating A  
 General Tax Rate Per \$100. 9.94  
 State Equalized Tax Rate 2.35

PLAINFIELD CITY - UNION COUNTY  
 Form of Government  
 Special Charter (P.L. 1968 c. 159)  
 Number of Members - 7

PER CAPITA:  
 Gross Debt 340.24  
 Net Debt 213.43  
 Debt Service 55.69  
 Total Tax Levy 848.97  
 Municipal Expenditures 740.44  
 PER CENT:  
 Gross Debt 1.07  
 Net Debt .67  
 Tax Levy Collected 90.18  
 Tax Levy Cancelled, Abated or Adjusted 1.02

EXPENDITURES		REVENUES-REALIZED		1990 PROPERTY TAX	
<b>GENERAL GOVERNMENT</b>				<b>STATE EQUALIZED TAX RATE</b>	
Governing Body & Public Boards	194,551.00	1990 Property Taxes Collected	35,672,149.23	Local District School Taxes	16,673,396.50
Municipal Clerk	203,821.00	1990 Payments in Lieu of Taxes	363,317.73	Regional & Consolidated School Tax	
Financial Administration	363,585.00	Delinquent Tax & Lien Collections	2,120,050.72	School Taxes in Municipal Budget	231,891.50
Assessment of Taxes	116,365.00	Business Personalty Replacement Taxes	836,723.88	County Taxes	6,461,626.04
Collection of Taxes	109,524.00	Taxes from Public Utilities	2,344,448.00	County Library Taxes	
Planning, Housing & Development	359,551.00	Other Miscellaneous Tax Revenues		Local Municipal Purpose Taxes	16,141,825.39
Human Resources	1,635,559.00	State Aid Revenues	8,376,863.85	Veteran & Senior Citizen Taxes	198,700.00
Elections		Federal Aid Revenues		Total Taxes far Rate Computation	39,697,439.43
General Administration (other)	3,530,822.00	State and Local Fiscal Assistance Act Utilized		Special District Taxes	
<b>JUDICIARY</b>		Sale of Acquired Property		Bank Corp. Taxes	
Municipal Courts	511,406.92	Other Miscellaneous Revenues	3,227,190.83	Added and Omitted Taxes	25,426.62
<b>PUBLIC SAFETY</b>		Total	53,510,769.34	Total Taxes Levied - ABSTRACT	39,534,166.11
Fire Protection	4,530,680.00	Prior Years Surplus Appropriated	500,000.00	Total Taxes Billed	39,554,857.55
Police Protection	5,664,302.95	<b>REVENUES</b>	<b>54,010,769.34</b>	<b>1990 TAXES COLLECTED</b>	<b>35,672,149.28</b>
Civil Defense & Disaster Control	22,000.00	Reserve For Uncollected Taxes	3,377,000.00	1990 Taxes Cancelled, Abated or Adjusted	404,947.26
Environmental Inspection & Control	721,638.00	<b>CAPITAL OUTLAY</b>	<b>879,486.86</b>	Transfer to Tax Title Liens or Foreclosed	538,811.43
Other Public Safety		<b>TOTAL</b>	<b>879,486.86</b>	Balance Outstanding Dec. 31, 1990	2,938,949.59
<b>PUBLIC WORKS</b>				<b>PRIOR YEARS TAXES OUTSTANDING</b>	
Streets and Drainage	918,923.98	Public Enterprises		Balance January 1, 1990	2,398,727.01
Sewers and Sewage Processing	780,000.00	Recreation-Culture		Collected in 1990	1,913,697.31
Gorbage and Trash Disposal		Public Works		Cancelled, Abated or Adjusted 1990	
Public Buildings and Grounds		Buildings and Grounds	879,486.86	Transfers to Tax Title Liens or Foreclosed	
Other Public Works	1,957,956.00	Library and Education		Balance December 31, 1990	495,029.70
<b>HEALTH and WELFARE</b>		Conservation		<b>TAX TITLE LIENS OUTSTANDING</b>	
Health Services Except Environmental	826,042.40	All Other		Balance January 1, 1990	1,273,054.21
Welfare-Public Assistance	242,347.00	<b>CAPITAL DEBT AUTHORIZED, DECEMBER 31, 1990</b>		Transfer From Taxes	538,811.43
Hospital, Clinics, First Aid		<b>ISSUED AND UNISSUED</b>	<b>GROSS DEBT</b>	Redeemed in 1990	206,353.41
Animal, Insect, & Rodent Control	29,100.00	School	5,858,000	Cancelled, Abated or Adjusted (1990)	
Other Welfare Services	154,597.00	Self-Liquidating	46,920	Transfers to Foreclosed Property	
<b>RECREATION and CONSERVATION</b>		Other	9,938,992	Balance December 31, 1990	1,605,512.23
Beaches and Boardwalks		Total	15,843,912	<b>PROPERTY ACQUIRED BY DEED OR FORECLOSURE</b>	
Parks, Playgrounds, Shade Trees		<b>ISSUED AND OUTSTANDING</b>		Balance January 1, 1990	1,616,500.00
Land Reclamation & Conservation		School	5,189,000.00	Transfers From Taxes or Liens	
Other Recreational Services	367,298.00	Self-Liquidating	7,202,000.00	Sale for Cash (1990)	
<b>EDUCATION (excluding schools)</b>		Other	12,391,000.00	Cancelled, Abated or Adjusted (1990)	
Libraries	663,500.00	Total	12,391,000.00	Balance December 31, 1990	1,616,500.00
Other Educational Services	23,100.00	<b>EQUALIZED VALUATION BASIS FOR NET DEBT COMPUTATION</b>	<b>1,434,061,735</b>	<b>CURRENT FINANCES DECEMBER 31, 1990</b>	
<b>STATUTORY EXPENDITURES</b>		<b>REAL PROPERTY VALUATIONS</b>		<b>ASSETS</b>	
Pensions & F. I. C. A.	2,489,393.00	Code Class # of Parcels % VAL'N	<b>ASSESSED VALUATION</b>	Cash Dec. 31, 1990	6,921,086.79
Employee Fringe Benefits	1,788,005.00	1 Vacant Land 395 .73	2,847,400.00	Taxes Receivable	3,423,979.28
Other Statutory Expenditures	60,000.00	2 Residential 9073 74.58	290,890,700.00	Tax Title Liens	1,605,512.23
CETA And Other Public Employment Programs		3 Farm 1	4,300.00	Foreclosed Property	1,616,500.00
<b>MUNICIPAL FUNCTIONS</b>		4a Commercial 749 14.22	55,462,100.00	Emergencies & Other Deferred Charges	1,020,268.00
<b>TOTAL</b>	<b>28,263,068.25</b>	4b Industrial 73 3.42	13,334,800.00	State and Federal Aid Receivable	19,750.00
<b>CAPITAL IMPROVEMENTS</b>	<b>*MEMO*</b>	4c Apartments 119 7.05	27,514,000.00	Other Receivables	87,065.47
<b>DEBT SERVICE</b>		Total 10410	390,053,300.00	Total	14,694,161.77
Principal Payments	1,535,000.00	Land Area 6.00 Sq. Miles		<b>LIABILITIES, RESERVES, AND SURPLUS</b>	
Interest Payments	1,058,206.26	Net Valuation Taxable-Municipal	397,680,391	Cash Liabilities	4,827,444.16
<b>TYPE I SCHL DEBT *MEMO</b>	<b>672,317.50</b>	Net Valuation Taxable-County	1,530,075,983	Reserves for Receivables	6,733,056.98
<b>DEFERRED CHARGES</b>	<b>246,578.27</b>	State Equalized Valuation	1,660,651,290	Surplus Dec. 31, 1990	3,133,660.63
<b>SCHOOL, COUNTY, SPECIAL DISTRICT TAXES</b>	<b>23,366,914.04</b>	State Equalization Ratio	23.60	Total	14,694,161.77
<b>RESERVE FOR UNCOLLECTED TAXES</b>	<b>3,377,000.00</b>				
<b>EXPENDITURES</b>	<b>TOTAL</b>				
	<b>57,846,766.82</b>				

Population 1980 5,605  
 Population 1990 14,213  
 S & P Rating  
 Moody Rating AA1

General Tax Rate Per \$100. 2.95  
 State Equalized Tax Rate 1.79

PLAINSBORO TOWNSHIP - MIDDLESEX CO.  
 Form of Government  
 Township Committee  
 Number of Members - 3

PER CAPITA:  
 Gross Debt 1,562.76  
 Net Debt 902.41  
 Debt Service 43.80  
 Total Tax Levy 1,903.74  
 Municipal Expenditures 535.93

PER CENT:  
 Gross Debt 1.62  
 Net Debt .93  
 Tax Levy Collected 97.10  
 Tax Levy Cancelled, Abated or Adjusted 2.01

EXPENDITURES		REVENUES-REALIZED		1990 PROPERTY TAX	
GENERAL GOVERNMENT				STATE EQUALIZED TAX RATE →	
Governing Body & Public Boards	113,017.00	1990 Property Taxes Collected	26,290,011.23	Local District School Taxes	
Municipal Clerk	151,408.10	1990 Payments in Lieu of Taxes	917.24	Regional & Consolidated School Tax	1.11 16,171,720.00
Financial Administration	120,215.00	Delinquent Tax & Lien Collections	116,106.13	School Taxes in Municipal Budget	
Assessment of Taxes	60,072.00	Business Personalty Replacement Taxes	74,379.48	County Taxes	.41 5,930,986.18
Collection of Taxes	315,895.05	Taxes from Public Utilities	909,838.00	County Library Taxes	
Planning, Housing & Development	57,382.00	Other Miscellaneous Tax Revenues		Local Municipal Purpose Taxes	.27 3,899,140.00
Human Resources	163,165.00	State Aid Revenues	30,317.36	Veteran & Senior Citizen Taxes	10,650.00
Elections	646,996.00	Federal Aid Revenues		Total Taxes for Rate Computation	1.79 26,012,496.18
General Administration (other)		State and Local Fiscal Assistance Act Utilized		Special District Taxes	
JUDICIARY		Sale of Acquired Property		Bank Corp. Taxes	
Municipal Courts	107,362.77	Other Miscellaneous Revenues	1,484,210.68	Added and Omitted Taxes	1,056,056.43
PUBLIC SAFETY		Total	28,905,780.12	Total Taxes Levied - ABSTRACT	27,057,902.61
Fire Protection	323,874.90	Prior Years Surplus Appropriated	2,200,000.00	Total Taxes Billed	27,074,667.00
Police Protection	1,403,429.58	REVENUES TOTAL	31,105,780.12	1990 TAXES COLLECTED	26,290,011.23
Civil Defense & Disaster Control	19,775.00	Reserve For Uncollected Taxes	800,000.00	1990 Taxes Cancelled, Abated or Adjusted	544,822.83
Environmental Inspection & Control	412,126.97	CAPITAL OUTLAY TOTAL	1,791,979.73	Transfer to Tax Title Liens or Foreclosed	
Other Public Safety				Balance Outstanding Dec. 31, 1990	239,832.94
PUBLIC WORKS				PRIOR YEARS TAXES OUTSTANDING	
Streets and Drainage	419,078.00	Public Enterprises		Balance January 1, 1990	116,106.13
Sewers and Sewage Processing	47,500.00	Recreation-Culture	471,918.90	Collected in 1990	116,106.13
Garbage and Trash Disposal	182,169.00	Public Works	256,877.92	Cancelled, Abated or Adjusted 1990	
Public Buildings and Grounds		Buildings and Grounds	452,273.04	Transfers to Tax Title Liens or Foreclosed	
Other Public Works		Library and Education	610,909.87	Balance December 31, 1990	
HEALTH and WELFARE		Conservation		TAX TITLE LIENS OUTSTANDING	
Health Services Except Environmental	4,247.00	All Other		Balance January 1, 1990	
Welfare-Public Assistance	23,636.00	CAPITAL DEBT AUTHORIZED, DECEMBER 31, 1990		Transfer From Taxes	
Hospital, Clinics, First Aid		ISSUED AND UNISSUED GROSS DEBT NET DEBT		Redeemed in 1990	
Animal, Insect, & Rodent Control	9,900.00	School 9,340,260		Cancelled, Abated or Adjusted (1990)	
Other Welfare Services		Self-Liquidating 12,871,200	12,825,933	Transfers to Foreclosed Property	
RECREATION and CONSERVATION		Other 22,211,460	12,825,933	Balance December 31, 1990	
Beaches and Boardwalks	97,937.00	ISSUED AND OUTSTANDING		PROPERTY ACQUIRED BY DEED OR	
Parks, Playgrounds, Shade Trees	73,033.00	School 7,867,976.27		FORECLOSURE	
Land Reclamation & Conservation	160,332.00	Self-Liquidating 2,325,000.00		Balance January 1, 1990	7,600.00
Other Recreational Services		Other 10,192,976.27		Transfers From Taxes or Liens	
EDUCATION (excluding schools)		Total		Sale for Cash (1990)	
Libraries	479,782.00	EQUALIZED VALUATION BASIS		Cancelled, Abated or Adjusted (1990)	
Other Educational Services		FOR NET DEBT COMPUTATION	1,374,644,842	Balance December 31, 1990	7,600.00
STATUTORY EXPENDITURES		REAL PROPERTY VALUATIONS		CURRENT FINANCES DECEMBER 31, 1990	
Pensions & F. I. C. A.	430,352.12	Code Class # of Parcels % VAL'N ASSESSED VALUATION		ASSETS	
Employee Fringe Benefits	345,900.00	1 Vacant Land 518 3.98 36,149,500.00		Cash Dec. 31, 1990	4,102,160.89
Other Statutory Expenditures		2 Residential 3401 37.79 343,055,300.00		Taxes Receivable	239,832.94
CETA And Other Public Employment Programs	6,179,655.49	3 Farm 135 .57 5,197,800.00		Tax Title Liens	
MUNICIPAL FUNCTIONS TOTAL	307,582.00	4a Commercial 71 38.38 348,374,300.00		Foreclosed Property	7,600.00
CAPITAL IMPROVEMENTS *MEMO*		4b Industrial 8 4.55 41,275,300.00		Emergencies & Other Deferred Charges	
DEBT SERVICE		4c Apartments 15 14.73 133,701,800.00		State and Federal Aid Receivable	
Principal Payments	435,000.00	Total 4148 907,754,000.00		Other Receivables	93,234.50
Interest Payments	187,575.00			Total	4,442,828.33
DEFERRED CHARGES	15,000.00	Land Area 11.80 Sq. Miles		LIABILITIES, RESERVES, AND SURPLUS	
SCHOOL, COUNTY, SPECIAL DISTRICT TAXES	22,102,706.18	Net Valuation Taxable-Municipal	912,927,276	Cash Liabilities	1,839,820.38
RESERVE FOR UNCOLLECTED TAXES	800,000.00	Net Valuation Taxable-County	1,484,180,277	Reserves for Receivables	340,667.44
EXPENDITURES TOTAL	29,719,936.67	State Equalized Valuation	1,449,951,248	Surplus Dec. 31, 1990	2,262,340.51
		State Equalization Ratio	62.83	Total	4,442,828.33



0119

Population 1980 **13,435**  
 Population 1990 **16,027**  
 S & P Rating **A-**  
 Moody Rating **AAA**

General Tax Rate Per \$100. **4.06**  
 State Equalized Tax Rate **2.75**

**PLEASANTVILLE CITY - ATLANTIC COUNTY**  
 Form of Government  
 City Charter Act (P.L. 1897 c. 30)  
 Number of Members - 7

PER CAPITA:  
 Gross Debt **630.65**  
 Net Debt **339.30**  
 Debt Service **48.62**  
 Total Tax Levy **810.66**  
 Municipal Expenditures **694.29**

PER CENT:  
 Gross Debt **2.51**  
 Net Debt **1.35**  
 Tax Levy Collected **89.90**  
 Tax Levy Cancelled, Abated or Adjusted **.08**

EXPENDITURES		REVENUES-REALIZED		1990 PROPERTY TAX	
<b>GENERAL GOVERNMENT</b>				<b>STATE EQUALIZED TAX RATE —</b>	
Governing Body & Public Boards				Local District School Taxes	<b>1.23</b> <b>5,690,808.24</b>
Municipal Clerk	<b>127,250.00</b>	1990 Property Taxes Collected	<b>11,681,486.00</b>	Regional & Consolidated School Tax	
Financial Administration	<b>118,050.00</b>	1990 Payments in Lieu of Taxes		School Taxes in Municipal Budget	
Assessment of Taxes	<b>59,910.00</b>	Delinquent Tax & Lien Collections	<b>486,190.00</b>	County Taxes	<b>.45</b> * <b>2,085,017.80</b>
Collection of Taxes	<b>90,641.00</b>	Business Personalty Replacement Taxes	<b>138,443.00</b>	County Library Taxes	<b>.03</b> <b>143,256.62</b>
Planning, Housing & Development	<b>162,032.00</b>	Taxes from Public Utilities	<b>993,420.00</b>	Local Municipal Purpose Taxes	<b>1.04</b> <b>4,849,163.00</b>
Human Resources	<b>133,247.00</b>	Other Miscellaneous Tax Revenues		Veteran & Senior Citizen Taxes	<b>157,700.00</b>
Elections	<b>7,900.00</b>	State Aid Revenues	<b>313,668.00</b>	Total Taxes for Rate Computation	<b>2.75</b> <b>12,925,945.66</b>
General Administration (other)	<b>590,134.00</b>	Federal Aid Revenues		Special District Taxes	
<b>JUDICIARY</b>		State and Local Fiscal Assistance Act Utilized		Bank Corp. Taxes	
Municipal Courts	<b>127,129.00</b>	Sale of Acquired Property		Added and Omitted Taxes	<b>224,184.00</b>
<b>PUBLIC SAFETY</b>		Other Miscellaneous Revenues	<b>1,843,657.00</b>	Total Taxes Levied - ABSTRACT	<b>12,992,429.66</b>
Fire Protection	<b>1,155,336.00</b>	Total	<b>15,456,864.00</b>	Total Taxes Billed	<b>12,993,690.00</b>
Police Protection	<b>1,960,917.00</b>	Prior Years Surplus Appropriated	<b>1,600,000.00</b>	1990 TAXES COLLECTED	<b>11,681,486.00</b>
Civil Defense & Disaster Control	<b>3,500.00</b>	REVENUES TOTAL	<b>17,056,864.00</b>	1990 Taxes Cancelled, Abated or Adjusted	<b>9,929.00</b>
Environmental Inspection & Control	<b>89,995.00</b>	Reserve For Uncollected Taxes	<b>2,261,456.00</b>	Transfer to Tax Title Liens or Foreclosed	<b>175,205.00</b>
Other Public Safety		CAPITAL OUTLAY TOTAL	<b>1,726,793.00</b>	Balance Outstanding Dec. 31, 1990	<b>1,127,070.00</b>
<b>PUBLIC WORKS</b>				PRIOR YEARS TAXES OUTSTANDING	
Streets and Drainage	<b>954,800.00</b>	Public Enterprises	<b>622,976.00</b>	Balance January 1, 1990	<b>499,493.00</b>
Sewers and Sewage Processing	<b>562,402.00</b>	Recreation—Culture		Collected in 1990	<b>319,474.00</b>
Garbage and Trash Disposal	<b>22,679.00</b>	Public Works		Cancelled, Abated or Adjusted 1990	
Public Buildings and Grounds	<b>351,768.00</b>	Buildings and Grounds	<b>1,103,917.00</b>	Transfers to Tax Title Liens or Foreclosed	<b>123,751.00</b>
Other Public Works		Library and Education		Balance December 31, 1990	<b>56,268.00</b>
<b>HEALTH and WELFARE</b>		Conservation		TAX TITLE LIENS OUTSTANDING	
Health Services Except Environmental		All Other		Balance January 1, 1990	<b>398,104.00</b>
Welfare—Public Assistance	<b>156,941.00</b>	CAPITAL DEBT AUTHORIZED, DECEMBER 31, 1990		Transfer From Taxes	<b>329,953.00</b>
Hospital, Clinics, First Aid		ISSUED AND UNISSUED		Redeemed in 1990	<b>166,716.00</b>
Animal, Insect, & Rodent Control	<b>22,800.00</b>	School	<b>1,213,000.00</b>	Cancelled, Abated or Adjusted (1990)	
Other Welfare Services		Self-Liquidating	<b>3,456,500.00</b>	Transfers to Foreclosed Property	
<b>RECREATION and CONSERVATION</b>		Other	<b>5,437,890.00</b>	Balance December 31, 1990	<b>561,341.00</b>
Beaches and Boardwalks		Total	<b>10,107,390.00</b>	PROPERTY ACQUIRED BY DEED OR FORECLOSURE	
Parks, Playgrounds, Shade Trees	<b>151,688.00</b>	ISSUED AND OUTSTANDING		Balance January 1, 1990	<b>1,225,989.00</b>
Land Reclamation & Conservation		School	<b>1,213,000.00</b>	Transfers From Taxes or Liens	
Other Recreational Services	<b>7,065.00</b>	Self-Liquidating	<b>2,623,000.00</b>	Sale for Cash (1990)	
<b>EDUCATION (excluding schools)</b>		Other	<b>3,928,000.00</b>	Cancelled, Abated or Adjusted (1990)	
Libraries		Total	<b>7,764,000.00</b>	Balance December 31, 1990	<b>1,225,989.00</b>
Other Educational Services		EQUALIZED VALUATION BASIS		CURRENT FINANCES DECEMBER 31, 1990	
<b>STATUTORY EXPENDITURES</b>		FOR NET DEBT COMPUTATION	<b>402,953,114</b>	ASSETS	
Pensions & F. I. C. A.	<b>682,559.00</b>	REAL PROPERTY VALUATIONS		Cash Dec. 31, 1990	<b>3,866,937.00</b>
Employee Fringe Benefits	<b>547,963.00</b>	Code Class # of Parcels % VAL'N		Taxes Receivable	<b>1,183,338.00</b>
Other Statutory Expenditures		1 Vacant Land 745 4.70	<b>14,036,400.00</b>	Tax Title Liens	<b>561,341.00</b>
<b>CETA And Other Public Employment Programs</b>		2 Residential 4814 61.99	<b>185,061,200.00</b>	Foreclosed Property	<b>1,225,989.00</b>
<b>MUNICIPAL FUNCTIONS TOTAL</b>	<b>8,086,706.00</b>	3 Farm		Emergencies & Other Deferred Charges	
<b>CAPITAL IMPROVEMENTS *MEMO*</b>	<b>16,000.00</b>	4a Commercial 341 20.41	<b>60,915,000.00</b>	State and Federal Aid Receivable	<b>3,952.00</b>
<b>DEBT SERVICE</b>		4b Industrial 36 4.17	<b>12,460,400.00</b>	Other Receivables	<b>469,444.00</b>
Principal Payments	<b>400,000.00</b>	4c Apartments 29 8.72	<b>26,045,000.00</b>	Total	<b>7,311,001.00</b>
Interest Payments	<b>379,258.00</b>	Total 5965	<b>298,518,000.00</b>	LIABILITIES, RESERVES, AND SURPLUS	
<b>DEFERRED CHARGES</b>		Land Area 5.80 Sq. Miles		Cash Liabilities	<b>1,699,705.00</b>
SCHOOL, COUNTY, SPECIAL DISTRICT TAXES	<b>7,919,082.66</b>	Net Valuation Taxable-Municipal	<b>314,674,845</b>	Reserves for Receivables	<b>3,440,112.00</b>
RESERVE FOR UNCOLLECTED TAXES	<b>2,261,456.00</b>	Net Valuation Taxable-County	<b>437,440,357</b>	Surplus Dec. 31, 1990	<b>2,171,184.00</b>
<b>EXPENDITURES TOTAL</b>	<b>19,046,502.66</b>	State Equalized Valuation	<b>456,383,950</b>	Total	<b>7,311,001.00</b>
		State Equalization Ratio	<b>67.31</b>		



Population 1980 4,674  
 Population 1990 6,005  
 S & P Rating  
 Moody Rating

General Tax Rate Per \$100.

1.81

State Equalized Tax Rate

1.83

## PLUMSTED TOWNSHIP - OCEAN COUNTY

Form of Government  
 Township Committee  
 Number of Members - 3

## PER CAPITA:

Gross Debt 51.21  
 Net Debt 51.21  
 Debt Service 11.14  
 Total Tax Levy 793.29  
 Municipal Expenditures 328.55

## PER CENT:

Gross Debt .14  
 Net Debt .14  
 Tax Levy Collected 91.93  
 Tax Levy Cancelled, Abated or Adjusted 3.53

EXPENDITURES		REVENUES-REALIZED		1990 PROPERTY TAX	
GENERAL GOVERNMENT		1990 Property Taxes Collected		STATE EQUALIZED TAX RATE	
Governing Body & Public Boards			4,381,753.53	Local District School Taxes	1.23
Municipal Clerk				Regional & Consolidated School Tax	
Financial Administration	51,728.00	1990 Payments in Lieu of Taxes		School Taxes in Municipal Budget	
Assessment of Taxes	27,900.00	Delinquent Tax & Lien Collections	298,049.76	County Taxes	.36 *
Collection of Taxes	41,810.00	Business Personalty Replacement Taxes	20,169.32	County Library Taxes	.02
Planning, Housing & Development	26,250.00	Taxes from Public Utilities	243,921.00	Local Municipal Purpose Taxes	.21
Human Resources	34,755.00	Other Miscellaneous Tax Revenues		Veteran & Senior Citizen Taxes	
Elections	41,000.00	State Aid Revenues	26,566.28	Total Taxes for Rate Computation	1.82
General Administration (other)	231,563.00	Federal Aid Revenues		Special District Taxes	
JUDICIARY		State and Local Fiscal Assistance Act Utilized		Bank Corp. Taxes	
Municipal Courts	53,120.00	Sale of Acquired Property		Added and Omitted Taxes	
PUBLIC SAFETY		Other Miscellaneous Revenues	626,541.47	Total Taxes Levied - ABSTRACT	
Fire Protection	8,437.68	Total	5,597,001.36	Total Taxes Billed	
Police Protection	197,100.00	Prior Years Surplus Appropriated	504,000.00	1990 TAXES COLLECTED	
Civil Defense & Disaster Control	8,000.00	REVENUES TOTAL	6,101,001.36	1990 Taxes Cancelled, Abated or Adjusted	
Environmental Inspection & Control	12,550.00	Reserve For Uncollected Taxes	359,963.57	Transfer to Tax Title Liens or Foreclosed	
Other Public Safety		CAPITAL OUTLAY TOTAL	5,422.17	Balance Outstanding Dec. 31, 1990	
PUBLIC WORKS				PRIOR YEARS TAXES OUTSTANDING	
Streets and Drainage	83,037.00	Public Enterprises		Balance January 1, 1990	
Sewers and Sewage Processing	26,300.00	Recreation-Culture		Collected in 1990	
Garbage and Trash Disposal	42,500.00	Public Works		Cancelled, Abated or Adjusted 1990	
Public Buildings and Grounds	47,800.00	Buildings and Grounds	5,422.17	Transfers to Tax Title Liens or Foreclosed	
Other Public Works		Library and Education		Balance December 31, 1990	
HEALTH and WELFARE		Conservation		TAX TITLE LIENS OUTSTANDING	
Health Services Except Environmental	240.00	All Other		Balance January 1, 1990	
Welfare-Public Assistance	3,565.00	CAPITAL DEBT AUTHORIZED, DECEMBER 31, 1990		Transfer From Taxes	
Hospital, Clinics, First Aid		ISSUED AND UNISSUED GROSS DEBT NET DEBT		Redeemed in 1990	
Animal, Insect, & Rodent Control	6,200.00	School		Cancelled, Abated or Adjusted (1990)	
Other Welfare Services		Self-Liquidating		Transfers to Foreclosed Property	
RECREATION and CONSERVATION		Other	307,500	Balance December 31, 1990	
Beaches and Boardwalks		Total	307,500	PROPERTY ACQUIRED BY DEED OR FORECLOSURE	
Parks, Playgrounds, Shade Trees				Balance January 1, 1990	
Land Reclamation & Conservation	8,943.00	ISSUED AND OUTSTANDING		Transfers From Taxes or Liens	
Other Recreational Services	53,900.00	School		Sale for Cash (1990)	
EDUCATION (excluding schools)		Self-Liquidating		Cancelled, Abated or Adjusted (1990)	
Libraries	3,700.00	Other	253,413.50	Balance December 31, 1990	
Other Educational Services		Total	253,413.50	CURRENT FINANCES DECEMBER 31, 1990	
STATUTORY EXPENDITURES		EQUALIZED VALUATION BASIS		ASSETS	
Pensions & F. I. C. A.	55,512.44	FOR NET DEBT COMPUTATION	215,214,737	Cash Dec. 31, 1990	
Employee Fringe Benefits		REAL PROPERTY VALUATIONS		Taxes Receivable	
Other Statutory Expenditures		Code Class # of Parcels % VAL'N ASSESSED VALUATION		Tax Title Liens	
CETA And Other Public Employment Programs		1 Vacant Land 609 11.85 29,100,100.00		Foreclosed Property	
MUNICIPAL FUNCTIONS TOTAL	1,075,561.12	2 Residential 1557 73.49 180,433,600.00		Emergencies & Other Deferred Charges	
CAPITAL IMPROVEMENTS *MEMO*	10,000.00	3 Farm 364 7.66 18,792,645.00		State and Federal Aid Receivable	
DEBT SERVICE		4a Commercial 79 5.62 13,788,300.00		Other Receivables	
Principal Payments	66,837.00	4b Industrial 6 .78 1,921,100.00		Total	
Interest Payments		4c Apartments 7 .61 1,493,100.00		LIABILITIES, RESERVES, AND SURPLUS	
DEFERRED CHARGES	470,511.66	Total 2622 245,528,845.00		Cash Liabilities	
SCHOOL, COUNTY, SPECIAL DISTRICT TAXES	4,157,573.32	Land Area 40.70 Sq. Miles		Reserves for Receivables	
RESERVE FOR UNCOLLECTED TAXES	352,963.57	Net Valuation Taxable-Municipal	248,934,618	Surplus Dec. 31, 1990	
EXPENDITURES TOTAL	6,130,476.67	Net Valuation Taxable-County	228,956,363	Total	
		State Equalized Valuation	246,479,573		
		State Equalization Ratio	101.01		

\*Includes County Health Service Taxes, County Vocational School Taxes, or County Open Space Tax. See Table 13.

2120  
Population 1980 3,856  
Population 1990 3,591  
S & P Rating  
Moody Rating

General Tax Rate Per \$100. 1.77  
State Equalized Tax Rate 1.95

POHATCONG TOWNSHIP - WARREN CO.  
Form of Government  
Township Committee  
Number of Members - 3

PER CAPITA:  
Gross Debt 204.47  
Net Debt 159.91  
Debt Service 22.86  
Total Tax Levy 1,260.77  
Municipal Expenditures 510.17  
PER CENT:  
Gross Debt .37  
Net Debt .29  
Tax Levy Collected 93.17  
Tax Levy Cancelled, Abated or Adjusted

EXPENDITURES		REVENUES-REALIZED		1990 PROPERTY TAX	
<b>GENERAL GOVERNMENT</b>				<b>STATE EQUALIZED TAX RATE 1.95</b>	
Governing Body & Public Boards		1990 Property Taxes Collected	4,230,356.55	Local District School Taxes	2,274,909.00
Municipal Clerk		1990 Payments in Lieu of Taxes		Regional & Consolidated School Tax	
Financial Administration	19,800.00	Delinquent Tax & Lien Collections	223,305.51	School Taxes in Municipal Budget	
Assessment of Taxes	22,620.00	Business Personalty Replacement Taxes	55,286.76	County Taxes	1,315,168.63
Collection of Taxes	23,429.94	Taxes from Public Utilities	208,869.00	County Library Taxes	65,297.59
Planning, Housing & Development	76,030.00	Other Miscellaneous Tax Revenues		Local Municipal Purpose Taxes	693,136.18
Human Resources	55,301.19	State Aid Revenues	150,666.30	Veteran & Senior Citizen Taxes	60,400.00
Elections	41,753.35	Federal Aid Revenues		Total Taxes for Rate Computation	4,408,911.45
General Administration (other)	136,112.96	State and Local Fiscal Assistance Act Utilized	347.87	Special District Taxes	
<b>JUDICIARY</b>		Sale of Acquired Property		Bank Corp. Taxes	
Municipal Courts	42,180.04	Other Miscellaneous Revenues	344,120.13	Added and Omitted Taxes	178,913.38
<b>PUBLIC SAFETY</b>		Total	5,212,951.62	Total Taxes Levied - ABSTRACT	4,527,425.33
Fire Protection	38,817.00	Prior Years Surplus Appropriated	275,000.00	Total Taxes Billed	4,540,269.59
Police Protection	293,133.39	REVENUES TOTAL	5,487,951.62	1990 TAXES COLLECTED	4,230,356.55
Civil Defense & Disaster Control	6,695.00	Reserve For Uncollected Taxes	327,212.44	1990 Taxes Cancelled, Abated or Adjusted	
Environmental Inspection & Control	31,165.00	<b>CAPITAL OUTLAY TOTAL</b>	195,645.94	Transfer to Tax Title Liens or Foreclosed	
Other Public Safety				Balance Outstanding Dec. 31, 1990	309,913.04
<b>PUBLIC WORKS</b>				<b>PRIOR YEARS TAXES OUTSTANDING</b>	
Streets and Drainage	344,387.87	Public Enterprises		Balance January 1, 1990	229,481.06
Sewers and Sewage Processing	140.25	Recreation-Culture		Collected in 1990	220,059.48
Garbage and Trash Disposal		Public Works	165,863.94	Cancelled, Abated or Adjusted 1990	
Public Buildings and Grounds	46,000.00	Buildings and Grounds	29,782.00	Transfers to Tax Title Liens or Foreclosed	
Other Public Works		Library and Education		Balance December 31, 1990	9,421.58
<b>HEALTH and WELFARE</b>		Conservation		<b>TAX TITLE LIENS OUTSTANDING</b>	
Health Services Except Environmental		All Other		Balance January 1, 1990	57,207.32
Welfare-Public Assistance		<b>CAPITAL DEBT AUTHORIZED, DECEMBER 31, 1990</b>		Transfer From Taxes	
Hospital, Clinics, First Aid		ISSUED AND UNISSUED		Redeemed in 1990	3,246.03
Animal, Insect, & Rodent Control		School	160,000	Cancelled, Abated or Adjusted (1990)	
Other Welfare Services		Self-Liquidating	30,000	Transfers to Foreclosed Property	
<b>RECREATION and CONSERVATION</b>		Other	544,240	Balance December 31, 1990	53,961.29
Beaches and Boardwalks		Total	734,240	<b>PROPERTY ACQUIRED BY DEED OR FORECLOSURE</b>	
Parks, Playgrounds, Shade Trees	35,085.00	ISSUED AND OUTSTANDING		Balance January 1, 1990	
Land Reclamation & Conservation	4,390.00	School	160,000.00	Transfers From Taxes or Liens	
Other Recreational Services	1,210.00	Self-Liquidating		Sale for Cash (1990)	
<b>EDUCATION (excluding schools)</b>		Other	230,340.00	Cancelled, Abated or Adjusted (1990)	
Libraries		Total	390,340.00	Balance December 31, 1990	
Other Educational Services		<b>EQUALIZED VALUATION BASIS FOR NET DEBT COMPUTATION</b>	200,363,765	<b>CURRENT FINANCES DECEMBER 31, 1990</b>	
<b>STATUTORY EXPENDITURES</b>		<b>REAL PROPERTY VALUATIONS</b>		<b>ASSETS</b>	
Pensions & F. I. C. A.	86,236.00	Code Class # of Parcels % VAL'N		Cash Dec. 31, 1990	1,494,282.47
Employee Fringe Benefits	86,224.23	1 Vacant Land 156 2.78	6,821,700.00	Taxes Receivable	319,334.62
Other Statutory Expenditures	2,600.00	2 Residential 1227 67.47	165,496,100.00	Tax Title Liens	53,961.29
CETA And Other Public Employment Programs		3 Farm 263 7.24	17,746,224.00	Foreclosed Property	
<b>MUNICIPAL FUNCTIONS TOTAL</b>	1,393,811.22	4a Commercial 50 20.05	49,176,200.00	Emergencies & Other Deferred Charges	62,000.00
<b>CAPITAL IMPROVEMENTS *MEMO*</b>	10,000.00	4b Industrial 7 2.29	5,613,400.00	State and Federal Aid Receivable	
<b>DEBT SERVICE</b>		4c Apartments 2 .17	420,600.00	Other Receivables	191,416.90
Principal Payments	65,280.00	Total 1705	245,274,224.00	Total	2,120,995.21
Interest Payments	16,820.78	Land Area 14.08 Sq. Miles		<b>LIABILITIES, RESERVES, AND SURPLUS</b>	
<b>DEFERRED CHARGES</b>	28,892.73	Net Valuation Taxable-Municipal	246,404,277	Cash Liabilities	1,301,530.83
<b>SCHOOL, COUNTY, SPECIAL DISTRICT TAXES</b>	3,655,375.27	Net Valuation Taxable-County	223,203,023	Reserves for Receivables	564,712.81
<b>RESERVE FOR UNCOLLECTED TAXES</b>	327,212.44	State Equalized Valuation	223,338,989	Surplus Dec. 31, 1990	254,751.57
<b>EXPENDITURES TOTAL</b>	5,487,392.44	State Equalization Ratio	110.38	Total	2,120,995.21



1524

Population 1980 **17,747**  
 Population 1990 **18,177**  
 S & P Rating  
 Moody Rating

General Tax Rate Per \$100.

1.55

State Equalized Tax Rate

1.73

## POINT PLEASANT BOROUGH - OCEAN CO.

Form of Government  
**Borough Council**  
 Number of Members - 6

PER CENT:

Gross Debt **909.62**  
 Net Debt **411.62**  
 Debt Service **27.81**  
 Total Tax Levy **1,303.84**  
 Municipal Expenditures **428.12**

PER CENT:  
 Gross Debt **1.26**  
 Net Debt **.57**  
 Tax Levy Collected **93.24**  
 Tax Levy Cancelled, Abated or Adjusted **.85**

EXPENDITURES		REVENUES-REALIZED		1990 PROPERTY TAX	
GENERAL GOVERNMENT				STATE EQUALIZED TAX RATE <b>1.04</b>	
Governing Body & Public Boards		1990 Property Taxes Collected	<b>22,197,170.74</b>	Local District School Taxes	<b>14,177,080.00</b>
Municipal Clerk		1990 Payments in Lieu of Taxes		Regional & Consolidated School Tax	
Financial Administration	<b>59,478.00</b>	Delinquent Tax & Lien Collections	<b>953,247.26</b>	School Taxes in Municipal Budget	
Assessment of Taxes	<b>77,328.23</b>	Business Personalty Replacement Taxes	<b>75,687.96</b>	County Taxes	<b>.38 *</b>
Collection of Taxes	<b>82,943.23</b>	Taxes from Public Utilities	<b>878,449.00</b>	County Library Taxes	<b>.03</b>
Planning, Housing & Development	<b>90,294.17</b>	Other Miscellaneous Tax Revenues		Local Municipal Purpose Taxes	<b>.29</b>
Human Resources	<b>83,352.00</b>	State Aid Revenues	<b>160,123.03</b>	Veteran & Senior Citizen Taxes	
Elections		Federal Aid Revenues		Total Taxes for Rate Computation	<b>1.74</b>
General Administration (other)	<b>437,750.37</b>	State and Local Fiscal Assistance Act Utilized		Special District Taxes	
JUDICIARY		Sale of Acquired Property		Bank Corp. Taxes	
Municipal Courts	<b>65,870.00</b>	Other Miscellaneous Revenues	<b>1,082,835.81</b>	Added and Omitted Taxes	<b>44,245.65</b>
PUBLIC SAFETY		Total	<b>25,347,513.80</b>	Total Taxes Levied - ABSTRACT	<b>23,699,919.82</b>
Fire Protection	<b>74,284.00</b>	Prior Years Surplus Appropriated	<b>675,000.00</b>	Total Taxes Billed	<b>23,806,294.29</b>
Police Protection	<b>1,553,334.55</b>	REVENUES TOTAL	<b>26,022,513.80</b>	1990 TAXES COLLECTED	<b>22,197,170.74</b>
Civil Defense & Disaster Control	<b>3,240.00</b>	Reserve For Uncollected Taxes	<b>1,607,875.00</b>	1990 Taxes Cancelled, Abated or Adjusted	<b>203,200.22</b>
Environmental Inspection & Control	<b>82,079.00</b>	CAPITAL OUTLAY TOTAL	<b>995,857.85</b>	Transfer to Tax Title Liens or Foreclosed	
Other Public Safety		Public Enterprises	<b>347,279.52</b>	Balance Outstanding Dec. 31, 1990	<b>1,405,923.33</b>
PUBLIC WORKS		Recreation-Culture	<b>199,668.85</b>	PRIOR YEARS TAXES OUTSTANDING	
Streets and Drainage	<b>405,531.95</b>	Public Works	<b>161,926.54</b>	Balance January 1, 1990	<b>1,490,092.20</b>
Sewers and Sewage Processing	<b>198,276.00</b>	Buildings and Grounds	<b>268,917.84</b>	Collected in 1990	<b>903,588.14</b>
Garbage and Trash Disposal	<b>1,432,843.00</b>	Library and Education	<b>18,065.10</b>	Cancelled, Abated or Adjusted 1990	<b>543,190.37</b>
Public Buildings and Grounds	<b>43,450.00</b>	Conservation		Transfers to Tax Title Liens or Foreclosed	<b>42,840.41</b>
Other Public Works		All Other		Balance December 31, 1990	<b>473.28</b>
HEALTH and WELFARE		CAPITAL DEBT AUTHORIZED, DECEMBER 31, 1990		TAX TITLE LIENS OUTSTANDING	
Health Services Except Environmental	<b>40,916.50</b>	ISSUED AND UNISSUED		Balance January 1, 1990	<b>310,378.13</b>
Welfare-Public Assistance	<b>27,933.39</b>	School	<b>128,000</b>	Transfer From Taxes	<b>43,666.83</b>
Hospital, Clinics, First Aid		Self-Liquidating	<b>8,924,115</b>	Redeemed in 1990	<b>49,659.12</b>
Animal, Insect, & Rodent Control	<b>10,123.31</b>	Other	<b>7,481,963</b>	Cancelled, Abated or Adjusted (1990)	
Other Welfare Services		Total	<b>16,534,078</b>	Transfers to Foreclosed Property	
RECREATION and CONSERVATION		ISSUED AND OUTSTANDING		Balance December 31, 1990	<b>304,385.84</b>
Beaches and Boardwalks		School	<b>123,000.00</b>	PROPERTY ACQUIRED BY DEED OR	
Parks, Playgrounds, Shade Trees		Self-Liquidating	<b>8,687,650.00</b>	FORECLOSURE	
Land Reclamation & Conservation	<b>14,794.04</b>	Other	<b>5,604,736.00</b>	Balance January 1, 1990	<b>13,100.00</b>
Other Recreational Services	<b>135,593.00</b>	Total	<b>14,420,386.00</b>	Transfers From Taxes or Liens	
EDUCATION (excluding schools)		EQUALIZED VALUATION BASIS		Sale for Cash (1990)	
Libraries		FOR NET DEBT COMPUTATION	<b>1,309,282.589</b>	Cancelled, Abated or Adjusted (1990)	
Other Educational Services	<b>1,624.66</b>	REAL PROPERTY VALUATIONS		Balance December 31, 1990	<b>13,100.00</b>
STATUTORY EXPENDITURES		Code Class # of Parcels % VAL'N ASSESSED VALUATION		CURRENT FINANCES DECEMBER 31, 1990	
Pensions & F. I. C. A.	<b>396,375.22</b>	1 Vacant Land 456 3.05 43,429,900.00		ASSETS	
Employee Fringe Benefits	<b>261,472.61</b>	2 Residential 7166 85.45 1,215,542,300.00		Cash Dec. 31, 1990	<b>7,347,560.22</b>
Other Statutory Expenditures		3 Farm 289 10.26 145,915,500.00		Taxes Receivable	<b>1,406,396.61</b>
CETA And Other Public Employment Programs		4a Commercial 14 1.25 17,712,700.00		Tax Title Liens	<b>304,385.84</b>
MUNICIPAL FUNCTIONS TOTAL	<b>5,586,387.23</b>	4b Industrial 7925 1,422,600,400.00		Foreclosed Property	<b>13,100.00</b>
CAPITAL IMPROVEMENTS *MEMO*	<b>18,750.00</b>	Land Area 3.70 Sq. Miles		Emergencies & Other Deferred Charges	<b>197,600.00</b>
DEBT SERVICE		Net Valuation Taxable-Municipal	<b>1,430,683,809</b>	State and Federal Aid Receivable	<b>75,373.92</b>
Principal Payments	<b>230,000.00</b>	Net Valuation Taxable-County	<b>1,372,308,048</b>	Other Receivables	<b>32,925.80</b>
Interest Payments	<b>275,476.14</b>	State Equalized Valuation	<b>1,361,909,446</b>	Total	<b>9,377,342.39</b>
DEFERRED CHARGES	<b>82,177.40</b>	State Equalization Ratio	<b>105.08</b>	LIABILITIES, RESERVES, AND SURPLUS	
SCHOOL, COUNTY, SPECIAL DISTRICT TAXES	<b>19,640,674.17</b>			Cash Liabilities	<b>6,350,105.42</b>
RESERVE FOR UNCOLLECTED TAXES	<b>1,607,875.00</b>			Reserves for Receivables	<b>1,739,021.66</b>
EXPENDITURES TOTAL	<b>27,422,589.94</b>			Surplus Dec. 31, 1990	<b>1,288,215.31</b>
				Total	<b>9,377,342.39</b>



Population 1980 5,415  
 Population 1990 5,112  
 S & P Rating  
 Moody Rating BAA1

General Tax Rate Per \$100. 1.37  
 State Equalized Tax Rate 1.38

PT. PLEASANT BEACH BORO. - OCEAN CO.  
 Form of Government  
 Borough Council  
 Number of Members - 6

PER CENT:  
 Gross Debt 1,153.87  
 Net Debt 544.75  
 Debt Service 13.31  
 Total Tax Levy 1,927.73  
 Municipal Expenditures 920.63  
 PER CENT:  
 Gross Debt .86  
 Net Debt .41  
 Tax Levy Collected 95.01  
 Tax Levy Cancelled, Abated or Adjusted .52

EXPENDITURES		REVENUES-REALIZED		1990 PROPERTY TAX	
GENERAL GOVERNMENT		1990 Property Taxes Collected 9,365,857.46		STATE EQUALIZED TAX RATE .66	
Governing Body & Public Boards		1990 Payments in Lieu of Taxes 384,406.61		Local District School Taxes	4,693,734.25
Municipal Clerk		Delinquent Tax & Lien Collections 102,743.08		Regional & Consolidated School Tax	
Financial Administration	22,702.60	Business Personalty Replacement Taxes 499,749.50		School Taxes in Municipal Budget	
Assessment of Taxes	31,160.00	Other Miscellaneous Tax Revenues 73,535.42		County Taxes .38 *	2,696,740.67
Collection of Taxes	38,650.00	State Aid Revenues		County Library Taxes .03	179,865.95
Planning, Housing & Development	41,776.00	Federal Aid Revenues		Local Municipal Purpose Taxes .31	2,222,019.08
Human Resources	82,208.00	State and Local Fiscal Assistance Act Utilized		Veteran & Senior Citizen Taxes	53,700.00
Elections		Sale of Acquired Property		Total Taxes for Rate Computation 1.38	9,846,059.95
General Administration (other)	520,330.32	Other Miscellaneous Revenues		Special District Taxes	
JUDICIARY		Total 11,553,219.06		Bank Corp. Taxes	
Municipal Courts	87,007.35	Prior Years Surplus Appropriated 705,000.00		Added and Omitted Taxes	62,215.01
PUBLIC SAFETY		REVENUES TOTAL 12,263,219.06		Total Taxes Levied - ABSTRACT	9,856,574.96
Fire Protection	147,228.40	Reserve For Uncollected Taxes 650,056.24		Total Taxes Billed	9,856,010.33
Police Protection	1,334,861.74	CAPITAL OUTLAY TOTAL 1,425,153.35		1990 TAXES COLLECTED	9,365,857.46
Civil Defense & Disaster Control	4,000.00	Public Enterprises 559,407.26		1990 Taxes Cancelled, Abated or Adjusted	51,066.38
Environmental Inspection & Control	142,579.00	Recreation-Culture 151,930.97		Transfer to Tax Title Liens or Foreclosed	32,331.05
Other Public Safety		Public Works 75,501.04		Balance Outstanding Dec. 31, 1990	408,675.44
PUBLIC WORKS		Buildings and Grounds 633,314.08		PRIOR YEARS TAXES OUTSTANDING	
Streets and Drainage	235,827.59	Library and Education		Balance January 1, 1990	466,541.94
Sewers and Sewage Processing	69,000.00	Conservation		Collected in 1990	337,092.35
Garbage and Trash Disposal	456,200.00	All Other		Cancelled, Abated or Adjusted 1990	28,293.48
Public Buildings and Grounds	131,230.00	CAPITAL DEBT AUTHORIZED, DECEMBER 31, 1990		Transfers to Tax Title Liens or Foreclosed	40,996.02
Other Public Works	34,200.00	ISSUED AND UNISSUED		Balance December 31, 1990	40,160.09
HEALTH and WELFARE		School 1,373,000		TAX TITLE LIENS OUTSTANDING	
Health Services Except Environmental	15,500.00	Self-Liquidating 1,740,800		Balance January 1, 1990	
Welfare-Public Assistance	46,600.00	Other 2,784,782		Transfer From Taxes	103,049.51
Hospital, Clinics, First Aid		Total 5,898,582		Redeemed in 1990	47,374.26
Animal, Insect, & Radent Control		ISSUED AND OUTSTANDING		Cancelled, Abated or Adjusted (1990)	
Other Welfare Services		School 1,373,000.00		Transfers to Foreclosed Property	
RECREATION and CONSERVATION		Self-Liquidating 1,399,000.00		Balance December 31, 1990	55,675.25
Beaches and Boardwalks	27,000.00	Other 1,090,000.00		PROPERTY ACQUIRED BY DEED OR	
Parks, Playgrounds, Shade Trees	31,756.00	Total 3,862,000.00		FORECLOSURE	
Land Reclamation & Conservation	934.60	EQUALIZED VALUATION BASIS		Balance January 1, 1990	
Other Recreational Services	6,310.00	FOR NET DEBT COMPUTATION 685,533,269		Transfers From Taxes or Liens	
EDUCATION (excluding schools)		REAL PROPERTY VALUATIONS		Sale for Cash (1990)	
Libraries	7,000.00	Code Class # of Parcels % VAL'N		Cancelled, Abated or Adjusted (1990)	
Other Educational Services		1 Vacant Land 218 4.30		Balance December 31, 1990	
STATUTORY EXPENDITURES		2 Residential 2556 69.99		CURRENT FINANCES DECEMBER 31, 1990	
Pensions & F. L. C. A.	271,523.83	3 Farm 282 23.96		ASSETS	
Employee Fringe Benefits	176,000.00	4a Commercial 16 1.75		Cash Dec. 31, 1990	3,794,293.68
Other Statutory Expenditures	9,500.00	4b Industrial 3072		Taxes Receivable	448,835.53
CETA And Other Public Employment Programs		Total 3072		Tax Title Liens	55,675.25
MUNICIPAL FUNCTIONS TOTAL 3,971,135.43		Land Area 1.50 Sq. Miles		Foreclosed Property	
CAPITAL IMPROVEMENTS *MEMO*		Net Valuation Taxable-Municipal 717,640,145		Emergencies & Other Deferred Charges	43,400.00
DEBT SERVICE		Net Valuation Taxable-County 713,960,000		State and Federal Aid Receivable	
Principal Payments	50,000.00	State Equalized Valuation 711,598,312		Other Receivables	210,575.29
Interest Payments	13,038.00	State Equalization Ratio 100.35		Total	4,552,779.95
DEFERRED CHARGES	17,000.00			LIABILITIES, RESERVES, AND SURPLUS	
SCHOOL, COUNTY, SPECIAL DISTRICT TAXES	7,570,340.87			Cash Liabilities	2,555,096.67
RESERVE FOR UNCOLLECTED TAXES	650,056.24			Reserves for Receivables	715,036.07
EXPENDITURES TOTAL 12,276,620.54				Surplus Dec. 31, 1990	1,282,597.21
				Total	4,552,779.95

1609  
Population 1980 10,660  
Population 1990 10,539  
S & P Rating  
Moody Rating A1

General Tax Rate Per \$100. 2.32  
State Equalized Tax Rate 2.36

**POMPTON LAKES BOROUGH - PASSAIC CO.**  
Form of Government  
Borough Council  
Number of Members - 6

PER CAPITAL:  
Gross Debt 340.35  
Net Debt 289.49  
Debt Service 45.41  
Total Tax Levy 1,578.41  
Municipal Expenditures 653.55  
PER CENT:  
Gross Debt .52  
Net Debt .44  
Tax Levy Collected 97.15  
Tax Levy Cancelled, Abated or Adjusted .34

EXPENDITURES		REVENUES-REALIZED		1990 PROPERTY TAX	
<b>GENERAL GOVERNMENT</b>				<b>STATE EQUALIZED TAX RATE</b>	
Governing Body & Public Boards		1990 Property Taxes Collected	16,224,445.94	Local District School Taxes	1.24 8,771,682.00
Municipal Clerk		1990 Payments in Lieu of Taxes	56,860.00	Regional & Consolidated School Tax	
Financial Administration	86,259.71	Delinquent Tax & Lien Collections	387,458.69	School Taxes in Municipal Budget	
Assessment of Taxes	183,240.00	Business Personalty Replacement Taxes	268,451.16	County Taxes	.46 3,217,385.46
Collection of Taxes	58,179.00	Taxes from Public Utilities	581,740.00	County Library Taxes	
Planning, Housing & Development	14,738.00	Other Miscellaneous Tax Revenues		Local Municipal Purpose Taxes	.66 4,633,100.00
Human Resources	79,700.74	State Aid Revenues	85,325.60	Veteran & Senior Citizen Taxes	
Elections	5,500.00	Federal Aid Revenues		Total Taxes for Rate Computation	2.36 16,722,617.46
General Administration (other)	648,781.00	State and Local Fiscal Assistance Act Utilized		Special District Taxes	
<b>JUDICIARY</b>		Sale of Acquired Property		Bank Corp. Taxes	
Municipal Courts	68,468.86	Other Miscellaneous Revenues	624,272.24	Added and Omitted Taxes	12,705.50
<b>PUBLIC SAFETY</b>		Total	18,228,553.63	Total Taxes Levied - ABSTRACT	16,634,872.96
Fire Protection	98,398.00	Prior Years Surplus Appropriated	130,000.00	Total Taxes Billed	16,700,282.58
Police Protection	1,237,443.17	REVENUES TOTAL	18,358,553.63	1990 TAXES COLLECTED	16,224,445.94
Civil Defense & Disaster Control	10,351.00	Reserve For Uncollected Taxes	645,409.37	1990 Taxes Cancelled, Abated or Adjusted	57,287.82
Environmental Inspection & Control	71,442.00	CAPITAL OUTLAY TOTAL	130,075.51	Transfer to Tax Title Liens or Foreclosed	11,205.60
Other Public Safety				Balance Outstanding Dec. 31, 1990	407,343.22
<b>PUBLIC WORKS</b>				<b>PRIOR YEARS TAXES OUTSTANDING</b>	
Streets and Drainage	1,619,794.00	Public Enterprises		Balance January 1, 1990	423,581.92
Sewers and Sewage Processing		Recreation-Culture		Collected in 1990	382,067.40
Garbage and Trash Disposal		Public Works	4,665.97	Cancelled, Abated or Adjusted 1990	
Public Buildings and Grounds	115,000.00	Buildings and Grounds	125,409.54	Transfers to Tax Title Liens or Foreclosed	
Other Public Works		Library and Education		Balance December 31, 1990	41,514.52
<b>HEALTH and WELFARE</b>		Conservation		TAX TITLE LIENS OUTSTANDING	
Health Services Except Environmental	121,939.00	All Other		Balance January 1, 1990	24,210.54
Welfare-Public Assistance	48,176.00	CAPITAL DEBT AUTHORIZED, DECEMBER 31, 1990		Transfer From Taxes	11,205.60
Hospital, Clinics, First Aid		ISSUED AND UNISSUED GROSS DEBT NET DEBT		Redeemed in 1990	5,391.29
Animal, Insect, & Rodent Control		School 536,000		Cancelled, Abated or Adjusted (1990)	
Other Welfare Services		Self-Liquidating		Transfers to Foreclosed Property	7,655.81
<b>RECREATION and CONSERVATION</b>		Other 3,050,933	3,050,933	Balance December 31, 1990	22,369.04
Beaches and Boardwalks		Total 3,586,933	3,050,933	<b>PROPERTY ACQUIRED BY DEED OR FORECLOSURE</b>	
Parks, Playgrounds, Shade Trees	3,500.00			Balance January 1, 1990	150,619.19
Land Reclamation & Conservation	121,765.83	ISSUED AND OUTSTANDING		Transfers From Taxes or Liens	7,655.81
Other Recreational Services	27,700.00	School 536,000.00		Sale for Cash (1990)	
<b>EDUCATION (excluding schools)</b>		Self-Liquidating		Cancelled, Abated or Adjusted (1990)	
Libraries	178,537.50	Other 2,552,000.00	2,552,000.00	Balance December 31, 1990	158,275.00
Other Educational Services	3,350.00	Total 3,088,000.00	3,088,000.00	<b>CURRENT FINANCES DECEMBER 31, 1990</b>	
<b>STATUTORY EXPENDITURES</b>		EQUALIZED VALUATION BASIS FOR NET DEBT COMPUTATION	689,536.116	ASSETS	
Pensions & F. I. C. A.	404,394.00	REAL PROPERTY VALUATIONS		Cash Dec. 31, 1990	1,552,290.23
Employee Fringe Benefits	223,593.00	Code Class # of Parcels % VAL'N ASSESSED VALUATION		Taxes Receivable	448,857.74
Other Statutory Expenditures		1 Vacant Land 385 2.48 17,771,200.00		Tax Title Liens	22,369.04
<b>CETA And Other Public Employment Programs</b>		2 Residential 3396 82.13 589,231,920.00		Foreclosed Property	158,275.00
<b>MUNICIPAL FUNCTIONS TOTAL</b>	5,435,250.81	3 Farm 143 9.45 60,607,800.00		Emergencies & Other Deferred Charges	284,945.72
<b>CAPITAL IMPROVEMENTS *MEMO*</b>	15,000.00	4a Commercial 5 4.62 33,126,800.00		State and Federal Aid Receivable	26,618.60
<b>DEBT SERVICE</b>		4c Apartments 6 2.33 16,713,100.00		Other Receivables	134,913.29
Principal Payments	260,000.00	Total 3935 717,450,820.00		Total	2,628,269.62
Interest Payments	218,532.81			<b>LIABILITIES, RESERVES, AND SURPLUS</b>	
<b>DEFERRED CHARGES</b>	278,536.31	Land Area 3.00 Sq. Miles		Cash Liabilities	1,371,572.71
<b>SCHOOL, COUNTY, SPECIAL DISTRICT TAXES</b>	11,939,067.46	Net Valuation Taxable-Municipal	719,387,916	Reserves for Receivables	764,415.07
<b>RESERVE FOR UNCOLLECTED TAXES</b>	645,409.37	Net Valuation Taxable-County	729,772,973	Surplus Dec. 31, 1990	492,281.84
<b>EXPENDITURES TOTAL</b>	18,876,796.76	State Equalized Valuation	705,803,293	Total	2,628,269.62
		State Equalization Ratio	101.93		



0120  
Population 1980 837  
Population 1990 992  
S & P Rating BBB+  
Moody Rating

General Tax Rate Per \$100. 2.98  
State Equalized Tax Rate 1.86

PORT REPUBLIC CITY - ATLANTIC CO.  
Form of Government  
City Charter (P.L. 1897 c. 30)  
Number of Members - 7

PER CENT:  
Gross Debt 681.45 Gross Debt 1.31  
Net Debt 177.42 Net Debt .34  
Debt Service 102.36 Tax Levy Collected 90.19  
Total Tax Levy 1,196.09 Tax Levy Cancelled, Abated or Adjusted .07  
Municipal Expenditures 599.39

EXPENDITURES		REVENUES-REALIZED		1990 PROPERTY TAX	
<b>GENERAL GOVERNMENT</b>				<b>STATE EQUALIZED TAX RATE</b>	
Governing Body & Public Boards		1990 Property Taxes Collected	1,092,206.47	Local District School Taxes	1.05 663,084.00
Municipal Clerk		1990 Payments in Lieu of Taxes		Regional & Consolidated School Tax	
Financial Administration	18,058.88	Delinquent Tax & Lien Collections	94,291.54	School Taxes in Municipal Budget	.14 86,009.00
Assessment of Taxes	5,605.00	Business Personalty Replacement Taxes	5,963.48	County Taxes	.43 * 270,190.09
Collection of Taxes	8,006.00	Taxes from Public Utilities	140,899.00	County Library Taxes	.03 18,569.42
Planning, Housing & Development	14,718.51	Other Miscellaneous Tax Revenues		Local Municipal Purpose Taxes	.22 140,048.47
Human Resources	4,000.00	State Aid Revenues	63,971.83	Veteran & Senior Citizen Taxes	
Elections	735.01	Federal Aid Revenues		Total Taxes for Rate Computation	1.87 1,190,200.98
General Administration (other)	95,062.71	State and Local Fiscal Assistance Act Utilized		Special District Taxes	
<b>JUDICIARY</b>		Sale of Acquired Property		Bank Corp. Taxes	
Municipal Courts	21,973.89	Other Miscellaneous Revenues	114,968.15	Added and Omitted Taxes	8,023.66
<b>PUBLIC SAFETY</b>		Total	1,512,300.47	Total Taxes Levied - ABSTRACT	1,186,524.64
Fire Protection	26,100.00	Prior Years Surplus Appropriated	70,000.00	Total Taxes Billed	1,211,037.93
Police Protection	2,000.00	REVENUES TOTAL	1,582,300.47	1990 TAXES COLLECTED	1,092,206.47
Civil Defense & Disaster Control	2,152.26	Reserve For Uncollected Taxes	134,096.61	1990 Taxes Cancelled, Abated or Adjusted	790.49
Environmental Inspection & Control	3,384.17			Transfer to Tax Title Liens or Foreclosed	14,715.16
Other Public Safety		<b>CAPITAL OUTLAY</b>	<b>TOTAL</b>	Balance Outstanding Dec. 31, 1990	103,325.81
<b>PUBLIC WORKS</b>				<b>PRIOR YEARS TAXES OUTSTANDING</b>	
Streets and Drainage	37,975.00	Public Enterprises		Balance January 1, 1990	97,363.57
Sewers and Sewage Processing	7,500.00	Recreation-Culture		Collected in 1990	84,005.60
Garbage and Trash Disposal	49,434.00	Public Works	15,065.00	Cancelled, Abated or Adjusted 1990	300.72
Public Buildings and Grounds	9,750.00	Buildings and Grounds		Transfers to Tax Title Liens or Foreclosed	9,976.32
Other Public Works	6,400.00	Library and Education		Balance December 31, 1990	3,080.73
<b>HEALTH and WELFARE</b>		Conservation		<b>TAX TITLE LIENS OUTSTANDING</b>	
Health Services Except Environmental	2,620.00	All Other		Balance January 1, 1990	31,935.28
Welfare-Public Assistance	109.00			Transfer From Taxes	26,284.83
Hospital, Clinics, First Aid		<b>CAPITAL DEBT AUTHORIZED, DECEMBER 31, 1990</b>		Redeemed in 1990	10,285.74
Animal, Insect, & Rodent Control	2,001.00	<b>ISSUED AND UNISSUED</b>	<b>GROSS DEBT</b>	Cancelled, Abated or Adjusted (1990)	
Other Welfare Services		School	500,000	Transfers to Foreclosed Property	
<b>RECREATION and CONSERVATION</b>		Self-Liquidating		Balance December 31, 1990	47,934.37
Beaches and Boardwalks		Other	176,000	<b>PROPERTY ACQUIRED BY DEED OR</b>	
Parks, Playgrounds, Shade Trees	11,200.00	Total	676,000	<b>FORECLOSURE</b>	
Land Reclamation & Conservation	1,280.00	<b>ISSUED AND OUTSTANDING</b>		Balance January 1, 1990	29,500.00
Other Recreational Services	10,000.00	School		Transfers From Taxes or Liens	
<b>EDUCATION (excluding schools)</b>		Self-Liquidating		Sale for Cash (1990)	
Libraries		Other		Cancelled, Abated or Adjusted (1990)	
Other Educational Services	1,740.00	Total	500,000.00	Balance December 31, 1990	29,500.00
<b>STATUTORY EXPENDITURES</b>		<b>EQUALIZED VALUATION BASIS</b>		<b>CURRENT FINANCES DECEMBER 31, 1990</b>	
Pensions & F. I. C. A.	12,439.46	<b>FOR NET DEBT COMPUTATION</b>	<b>51,671,126</b>	<b>ASSETS</b>	
Employee Fringe Benefits	4,550.00	<b>REAL PROPERTY VALUATIONS</b>		Cash Dec. 31, 1990	696,166.89
Other Statutory Expenditures		Code Class # of Parcels % VAL'N	<b>ASSESSED VALUATION</b>	Taxes Receivable	106,406.54
CETA And Other Public Employment Programs		1 Vacant Land 211 14.72	5,674,700.00	Tox Title Liens	47,934.37
<b>MUNICIPAL FUNCTIONS</b>		2 Residential 358 77.54	29,900,700.00	Foreclosed Property	29,500.00
<b>CAPITAL IMPROVEMENTS</b>	<b>*MEMO*</b>	3 Farm 19 2.53	976,811.00	Emergencies & Other Deferred Charges	1,165.76
<b>DEBT SERVICE</b>		4a Commercial 13 5.21	2,010,200.00	State and Federal Aid Receivable	
Principal Payments	65,000.00	4b Industrial		Other Receivables	165,952.64
Interest Payments	36,545.09	4c Apartments		Total	1,047,126.20
<b>TYPE I SCHL DEBT *MEMO</b>	<b>101,545.09</b>	Total	<b>601</b>	<b>LIABILITIES, RESERVES, AND SURPLUS</b>	
<b>DEFERRED CHARGES</b>	<b>161.97</b>	Land Area	8.10 Sq. Miles	Cash Liabilities	457,384.85
<b>SCHOOL, COUNTY, SPECIAL DISTRICT TAXES</b>	<b>1,038,452.51</b>	Net Valuation Taxable-Municipal	39,512,271	Reserves for Receivables	349,793.55
<b>RESERVE FOR UNCOLLECTED TAXES</b>	<b>134,096.61</b>	Net Valuation Taxable-County	56,702,540	Surplus Dec. 31, 1990	239,947.80
<b>EXPENDITURES</b>		State Equalized Valuation	62,709,006	Total	1,047,126.20
<b>TOTAL</b>	<b>1,633,051.07</b>	State Equalization Ratio	62.44		



Population 1980 12,035  
 Population 1990 12,016  
 S & P Rating AA  
 Moody Rating

General Tax Rate Per \$100.

3.51

State Equalized Tax Rate

1.66

**PRINCETON BOROUGH - MERCER COUNTY**  
**Form of Government**  
**Borough Council**  
**Number of Members - 6**

PER CAPITA:

Gross Debt 2,773.12  
 Net Debt 1,346.36  
 Debt Service 140.93  
 Total Tax Levy 1,293.99  
 Municipal Expenditures 1,079.34

PER CENT:

Gross Debt 3.70  
 Net Debt 1.80  
 Tax Levy Collected 94.25  
 Tax Levy Cancelled, Abated or Adjusted .16

EXPENDITURES		REVENUES-REALIZED		1990 PROPERTY TAX	
<b>GENERAL GOVERNMENT</b>				<b>STATE EQUALIZED TAX RATE</b>	
Governing Body & Public Boards	23,460.00	1990 Property Taxes Collected		Local District School Taxes	
Municipal Clerk		1990 Payments in Lieu of Taxes		Regional & Consolidated School Tax	
Financial Administration	24,555.00	Delinquent Tax & Lien Collections		School Taxes in Municipal Budget	
Assessment of Taxes	27,054.00	Business Personalty Replacement Taxes		County Taxes	
Collection of Taxes	95,201.00	Taxes from Public Utilities		County Library Taxes	
Planning, Housing & Development	226,754.00	Other Miscellaneous Tax Revenues		Local Municipal Purpose Taxes	
Human Resources	168,573.00	State Aid Revenues		Veteran & Senior Citizen Taxes	
Elections	5,870.00	Federal Aid Revenues		Total Taxes for Rate Computation	
General Administration (other)	1,678,600.31	State and Local Fiscal Assistance Act Utilized		Special District Taxes	
<b>JUDICIARY</b>		Sale of Acquired Property		Bank Corp. Taxes	
Municipal Courts	194,524.12	Other Miscellaneous Revenues		Added and Omitted Taxes	
<b>PUBLIC SAFETY</b>		Total		Total Taxes Levied - ABSTRACT	
Fire Protection	204,014.10	Prior Years Surplus Appropriated		Total Taxes Billed	
Police Protection	1,644,528.76	REVENUES TOTAL		1990 TAXES COLLECTED	
Civil Defense & Disaster Control	390.00	Reserve For Uncollected Taxes		1990 Taxes Cancelled, Abated or Adjusted	
Environmental Inspection & Control	219,614.00	CAPITAL OUTLAY TOTAL		Transfer to Tax Title Liens or Foreclosed	
Other Public Safety				Balance Outstanding Dec. 31, 1990	
<b>PUBLIC WORKS</b>				PRIOR YEARS TAXES OUTSTANDING	
Streets and Drainage	635,749.00	Public Enterprises		Balance January 1, 1990	
Sewers and Sewage Processing	1,511,665.00	Recreation-Culture		Collected in 1990	
Garbage and Trash Disposal	566,904.00	Public Works		Cancelled, Abated or Adjusted 1990	
Public Buildings and Grounds	264,650.00	Buildings and Grounds		Transfers to Tax Title Liens or Foreclosed	
Other Public Works		Library and Education		Balance December 31, 1990	
<b>HEALTH and WELFARE</b>		Conservation		TAX TITLE LIENS OUTSTANDING	
Health Services Except Environmental	241,531.00	All Other		Balance January 1, 1990	
Welfare-Public Assistance	45,894.00	CAPITAL DEBT AUTHORIZED, DECEMBER 31, 1990		Transfer From Taxes	
Hospital, Clinics, First Aid		ISSUED AND UNISSUED GROSS DEBT		Redeemed in 1990	
Animal, Insect, & Rodent Control	16,445.00	School 4,245,156		Cancelled, Abated or Adjusted (1990)	
Other Welfare Services		Self-Liquidating 7,900,000		Transfers to Foreclosed Property	
<b>RECREATION and CONSERVATION</b>		Other 21,176,615		Balance December 31, 1990	
Beaches and Boardwalks		Total 33,321,771		PROPERTY ACQUIRED BY DEED OR	
Parks, Playgrounds, Shade Trees	7,120.00	ISSUED AND OUTSTANDING		FORECLOSURE	
Land Reclamation & Conservation	1,258.00	School 3,014,726.80		Balance January 1, 1990	
Other Recreational Services	143,630.00	Self-Liquidating 11,940,253.30		Transfers From Taxes or Liens	
<b>EDUCATION (excluding schools)</b>		Other 14,954,980.10		Sale for Cash (1990)	
Libraries	391,111.00	Total		Cancelled, Abated or Adjusted (1990)	
Other Educational Services		EQUALIZED VALUATION BASIS		Balance December 31, 1990	
<b>STATUTORY EXPENDITURES</b>		FOR NET DEBT COMPUTATION		CURRENT FINANCES DECEMBER 31, 1990	
Pensions & F. I. C. A.	647,702.66	REAL PROPERTY VALUATIONS		ASSETS	
Employee Fringe Benefits		Code Class # of Parcels % VAL'N		Cash Dec. 31, 1990	
Other Statutory Expenditures		1 Vacant Land 172 1.65		Taxes Receivable	
CETA And Other Public Employment Programs	9,036,797.95	2 Residential 2004 69.36		Tax Title Liens	
<b>MUNICIPAL FUNCTIONS</b>		3 Farm 191 24.78		Foreclosed Property	
CAPITAL IMPROVEMENTS	147,000.00	4a Commercial 42 4.22		Emergencies & Other Deferred Charges	
<b>DEBT SERVICE</b>		4b Industrial 2409		State and Federal Aid Receivable	
Principal Payments	933,125.14	4c Apartments		Other Receivables	
Interest Payments	760,305.28	Total 1.76 Sq. Miles		Total	
<b>DEFERRED CHARGES</b>		Net Valuation Taxable-Municipal		LIABILITIES, RESERVES, AND SURPLUS	
SCHOOL, COUNTY, SPECIAL DISTRICT TAXES	12,005,468.22	Net Valuation Taxable-County		Cash Liabilities	
RESERVE FOR UNCOLLECTED TAXES	1,562,535.28	State Equalized Valuation		Reserves for Receivables	
EXPENDITURES TOTAL	24,974,759.87	State Equalization Ratio		Surplus Dec. 31, 1990	
				Total	

1110

Population 1980 **13,683**  
 Population 1990 **13,198**  
 S & P Rating **AA**  
 Moody Rating **AAA**

General Tax Rate Per \$100. **3.64**  
 State Equalized Tax Rate **1.54**

## PRINCETON TOWNSHIP - MERCER COUNTY

Form of Government  
 Township Committee  
 Number of Members - 5

PER CAPITA:  
 Gross Debt **4,750.24**  
 Net Debt **1,799.89**  
 Debt Service **285.14**  
 Total Tax Levy **2,132.29**  
 Municipal Expenditures **1,227.09**

PER CENT:  
 Gross Debt **3.70**  
 Net Debt **1.40**  
 Tax Levy Collected **97.06**  
 Tax Levy Cancelled, Abated or Adjusted **.05**

EXPENDITURES		REVENUES-REALIZED		1990 PROPERTY TAX	
GENERAL GOVERNMENT				STATE EQUALIZED TAX RATE —————>	
Governing Body & Public Boards	59,547.00	1990 Property Taxes Collected		Local District School Taxes	
Municipal Clerk	108,839.00	1990 Payments in Lieu of Taxes		Regional & Consolidated School Tax	.73 12,993,370.88
Financial Administration	154,985.00	Delinquent Tax & Lien Collections		School Taxes in Municipal Budget	
Assessment of Taxes	75,654.00	Business Personalty Replacement Taxes		County Taxes	.52 9,239,023.63
Collection of Taxes	134,970.00	Taxes from Public Utilities		County Library Taxes	
Planning, Housing & Development	278,278.00	Other Miscellaneous Tax Revenues		Local Municipal Purpose Taxes	.30 5,291,913.00
Human Resources	511,126.75	State Aid Revenues		Veteran & Senior Citizen Taxes	54,250.00
Elections	6,717.00	Federal Aid Revenues		Total Taxes for Rate Computation	1.55 27,578,562.51
General Administration (other)	1,337,929.00	State and Local Fiscal Assistance Act Utilized		Special District Taxes	223,265.72
JUDICIARY		Sale of Acquired Property		Bank Corp. Taxes	
Municipal Courts	150,992.00	Other Miscellaneous Revenues		Added and Omitted Taxes	394,427.83
PUBLIC SAFETY		Total		Total Taxes Levied - ABSTRACT	28,142,006.06
Fire Protection	276,441.60	Prior Years Surplus Appropriated		Total Taxes Billed	28,178,250.43
Police Protection	1,655,638.00	REVENUES TOTAL		1990 TAXES COLLECTED	27,349,897.66
Civil Defense & Disaster Control	500.00	Reserve For Uncollected Taxes		1990 Taxes Cancelled, Abated or Adjusted	14,265.16
Environmental Inspection & Control	225,425.00	CAPITAL OUTLAY TOTAL		Transfer to Tax Title Liens or Foreclosed	38,323.77
Other Public Safety				Balance Outstanding Dec. 31, 1990	775,763.84
PUBLIC WORKS		Public Enterprises		PRIOR YEARS TAXES OUTSTANDING	
Streets and Drainage	638,382.00	Recreation—Culture		Balance January 1, 1990	673,791.24
Sewers and Sewage Processing	1,442,700.00	Public Works		Collected in 1990	541,193.02
Garbage and Trash Disposal		Buildings and Grounds		Cancelled, Abated or Adjusted 1990	
Public Buildings and Grounds	108,335.00	Library and Education		Transfers to Tax Title Liens or Foreclosed	30,171.43
Other Public Works		Conservation		Balance December 31, 1990	102,396.79
HEALTH and WELFARE		All Other		TAX TITLE LIENS OUTSTANDING	
Health Services Except Environmental	206,000.00	CAPITAL DEBT AUTHORIZED, DECEMBER 31, 1990		Balance January 1, 1990	16,455.79
Welfare-Public Assistance	56,887.00	ISSUED AND UNISSUED GROSS DEBT NET DEBT		Transfer From Taxes	74,573.15
Hospital, Clinics, First Aid		School 8,002,843		Redeemed in 1990	
Animal, Insect, & Rodent Control	26,188.38	Self-Liquidating 24,103,000		Cancelled, Abated or Adjusted (1990)	
Other Welfare Services		Other 30,587,819		Transfers to Foreclosed Property	
RECREATION and CONSERVATION		Total 62,693,662		Balance December 31, 1990	91,033.94
Beaches and Boardwalks	59,779.00	ISSUED AND OUTSTANDING		PROPERTY ACQUIRED BY DEED OR FORECLOSURE	
Parks, Playgrounds, Shade Trees	36,064.00	School 5,633,273.20		Balance January 1, 1990	48,200.00
Land Reclamation & Conservation	344,957.00	Self-Liquidating 23,777,861.34		Transfers From Taxes or Liens	
Other Recreational Services		Other 29,461,135.04		Sale for Cash (1990)	
EDUCATION (excluding schools)		Total		Cancelled, Abated or Adjusted (1990)	
Libraries	727,000.00	EQUALIZED VALUATION BASIS		Balance December 31, 1990	48,200.00
Other Educational Services	8,325.00	FOR NET DEBT COMPUTATION		CURRENT FINANCES DECEMBER 31, 1990	
STATUTORY EXPENDITURES		REAL PROPERTY VALUATIONS		ASSETS	
Pensions & F. I. C. A.	503,426.00	Code Class # of Parcels % VAL'N ASSESSED VALUATION		Cash Dec. 31, 1990	4,285,533.67
Employee Fringe Benefits		1 Vacant Land 564 3.68 27,833,200.00		Taxes Receivable	878,160.63
Other Statutory Expenditures		2 Residential 3832 83.37 629,911,500.00		Tax Title Liens	91,033.94
CETA And Other Public Employment Programs		3 Farm 70 2.04 15,435,100.00		Foreclosed Property	45,200.00
MUNICIPAL FUNCTIONS TOTAL	9,136,135.73	4a Commercial 104 7.95 60,056,000.00		Emergencies & Other Deferred Charges	91,600.00
CAPITAL IMPROVEMENTS *MEMO*	239,000.00	4b Industrial 2 .24 1,786,400.00		State and Federal Aid Receivable	4,294.49
DEBT SERVICE		4c Apartments 10 2.71 20,506,400.00		Other Receivables	83,464.34
Principal Payments	1,486,303.91	Total 4582 755,528,600.00		Total	5,487,287.07
Interest Payments	2,276,972.00	Land Area 16.25 Sq. Miles		LIABILITIES, RESERVES, AND SURPLUS	
DEFERRED CHARGES	44,300.00	Net Valuation Taxable-Municipal		Cash Liabilities	1,742,895.36
SCHOOL, COUNTY, SPECIAL DISTRICT TAXES	22,455,660.23	Net Valuation Taxable-County		Reserves for Receivables	1,105,858.91
RESERVE FOR UNCOLLECTED TAXES	3,250,868.80	State Equalized Valuation		Surplus Dec. 31, 1990	2,634,532.80
EXPENDITURES TOTAL	38,650,740.67	State Equalization Ratio		Total	5,487,287.07



1610

Population 1980 5,142  
 Population 1990 5,053  
 S & P Rating  
 Moody Rating

General Tax Rate Per \$100. 1.95  
 State Equalized Tax Rate 2.01

PROSPECT PARK BOROUGH - PASSAIC CO.  
 Form of Government  
 Borough Council  
 Number of Members - 6

PER CAPITA:  
 Gross Debt 278.95  
 Net Debt 97.12  
 Debt Service 12.16  
 Total Tax Levy 806.80  
 Municipal Expenditures 354.50

PER CENT:  
 Gross Debt .72  
 Net Debt .25  
 Tax Levy Collected 98.64  
 Tax Levy Cancelled, Abated or Adjusted .43

EXPENDITURES		REVENUES-REALIZED		1990 PROPERTY TAX	
GENERAL GOVERNMENT		1990 Property Taxes Collected		STATE EQUALIZED TAX RATE	
Governing Body & Public Boards		4,039,829.00		Local District School Taxes	1,266,510.00
Municipal Clerk				Regional & Consolidated School Tax	878,359.17
Financial Administration	16,983.00	Delinquent Tax & Lien Collections		School Taxes in Municipal Budget	
Assessment of Taxes	6,580.00	44,721.00		County Taxes	911,088.15
Collection of Taxes	20,030.00	Business Personalty Replacement Taxes		County Library Taxes	
Planning, Housing & Development	1,600.00	105,472.00		Local Municipal Purpose Taxes	1,019,437.00
Human Resources	71,941.00	Taxes from Public Utilities		Veteran & Senior Citizen Taxes	46,200.00
Elections		157,258.00		Total Taxes for Rate Computation	4,121,594.32
General Administration (other)	213,945.00	Other Miscellaneous Tax Revenues		Special District Taxes	
JUDICIARY		State Aid Revenues		Bank Corp. Taxes	
Municipal Courts	39,606.00	Federal Aid Revenues		Added and Omitted Taxes	1,384.00
PUBLIC SAFETY		State and Local Fiscal Assistance Act Utilized		Total Taxes Levied - ABSTRACT	4,076,778.32
Fire Protection	29,136.00	Sale of Acquired Property		Total Taxes Billed	4,095,554.00
Police Protection	454,819.00	Other Miscellaneous Revenues		1990 TAXES COLLECTED	4,039,829.00
Civil Defense & Disaster Control	650.00	147,521.00		1990 Taxes Cancelled, Abated or Adjusted	17,569.00
Environmental Inspection & Control	23,755.00	Prior Years Surplus Appropriated		Transfer to Tax Title Liens or Foreclosed	2,742.00
Other Public Safety		332,250.00		Balance Outstanding Dec. 31, 1990	35,414.00
PUBLIC WORKS		REVENUES TOTAL		PRIOR YEARS TAXES OUTSTANDING	
Streets and Drainage	94,693.00	4,911,383.00		Balance January 1, 1990	47,057.00
Sewers and Sewage Processing	100.00	Reserve For Uncollected Taxes		Collected in 1990	44,721.00
Garbage and Trash Disposal	401,600.00	104,513.00		Cancelled, Abated or Adjusted 1990	
Public Buildings and Grounds	23,568.00	CAPITAL OUTLAY TOTAL		Transfers to Tax Title Liens or Foreclosed	2,336.00
Other Public Works		35,050.00		Balance December 31, 1990	
HEALTH and WELFARE		Public Enterprises		TAX TITLE LIENS OUTSTANDING	
Health Services Except Environmental	23,457.00	Recreation-Culture		Balance January 1, 1990	1,366.00
Welfare-Public Assistance	4,035.00	Public Works		Transfer From Taxes	5,527.00
Hospital, Clinics, First Aid		Buildings and Grounds		Redeemed in 1990	
Animal, Insect, & Rodent Control	1,800.00	Library and Education		Cancelled, Abated or Adjusted (1990)	
Other Welfare Services		Conservation		Transfers to Foreclosed Property	
RECREATION and CONSERVATION		All Other		Balance December 31, 1990	6,893.00
Beaches and Boardwalks		CAPITAL DEBT AUTHORIZED, DECEMBER 31, 1990		PROPERTY ACQUIRED BY DEED OR	
Parks, Playgrounds, Shade Trees		ISSUED AND UNISSUED		FORECLOSURE	
Land Reclamation & Conservation	27,798.00	SCHOOL		Balance January 1, 1990	250.00
Other Recreational Services	2,500.00	Self-Liquidating		Transfers From Taxes or Liens	
EDUCATION (excluding schools)		Other		Sale for Cash (1990)	
Libraries		Total		Cancelled, Abated or Adjusted (1990)	
Other Educational Services		1,409,518		Balance December 31, 1990	250.00
STATUTORY EXPENDITURES		ISSUED AND OUTSTANDING		CURRENT FINANCES DECEMBER 31, 1990	
Pensions & F. I. C. A.	79,506.00	SCHOOL		ASSETS	
Employee Fringe Benefits	76,800.00	Self-Liquidating		Cash Dec. 31, 1990	463,646.00
Other Statutory Expenditures		Other		Taxes Receivable	35,414.00
CETA And Other Public Employment Programs		Total		Tax Title Liens	6,893.00
MUNICIPAL FUNCTIONS		EQUALIZED VALUATION BASIS		Foreclosed Property	250.00
CAPITAL IMPROVEMENTS		FOR NET DEBT COMPUTATION		Emergencies & Other Deferred Charges	8,000.00
DEBT SERVICE		REAL PROPERTY VALUATIONS		State and Federal Aid Receivable	31,035.00
Principal Payments	35,000.00	Code Class # of Parcels % VAL'N		Other Receivables	19,881.00
Interest Payments	26,460.00	1 Vacant Land 28 1.22		Total	565,119.00
DEFERRED CHARGES		2 Residential 1080 85.82		LIABILITIES, RESERVES, AND SURPLUS	
SCHOOL, COUNTY, SPECIAL DISTRICT TAXES		3 Farm 75 11.31		Cash Liabilities	237,550.00
RESERVE FOR UNCOLLECTED TAXES		4a Commercial 3 1.53		Reserves for Receivables	93,473.00
EXPENDITURES		4b Industrial 1 .12		Surplus Dec. 31, 1990	234,096.00
TOTAL		Total 1187		Total	565,119.00
		Land Area .45 Sq. Miles			
		Net Valuation Taxable-Municipal			
		Net Valuation Taxable-County			
		State Equalized Valuation			
		State Equalization Ratio			



1711  
Population 1980 2,887  
Population 1990 2,511  
S & P Rating  
Moody Rating

General Tax Rate Per \$100. 3.05  
State Equalized Tax Rate 2.17

QUINTON TOWNSHIP - SALEM COUNTY  
Form of Government  
Township Committee  
Number of Members - 3

PER CAPITA:  
Gross Debt 412.58  
Net Debt 207.09  
Debt Service  
Total Tax Levy 685.08  
Municipal Expenditures 363.46  
PER CENT:  
Gross Debt 1.50  
Net Debt .75  
Tax Levy Collected 34.67  
Tax Levy Cancelled, Abated or Adjusted 1.20

EXPENDITURES		REVENUES-REALIZED		1990 PROPERTY TAX	
GENERAL GOVERNMENT				STATE EQUALIZED TAX RATE 2.17	
Governing Body & Public Boords	17,300.00	1990 Property Taxes Collected	1,460,698.21	Local District School Taxes	902,610.50
Municipal Clerk	18,350.00	1990 Payments in Lieu of Taxes		Regional & Consolidated School Tax	
Financial Administration	11,510.00	Delinquent Tax & Lien Collections	154,280.83	School Taxes in Municipal Budget	
Assessment of Taxes	29,700.00	Business Personalty Replacement Taxes	30,753.30	County Taxes	599,168.44
Collection of Taxes	17,986.00	Taxes from Public Utilities	189,441.00	County Library Taxes	
Planning, Housing & Development		Other Miscellaneous Tax Revenues		Local Municipal Purpose Taxes	189,013.30
Human Resources		State Aid Revenues	63,931.75	Veteran & Senior Citizen Taxes	37,150.00
Elections		Federal Aid Revenues		Total Taxes for Rate Computation	1,727,942.24
General Administration (other)	53,360.00	State and Local Fiscal Assistance Act Utilized		Special District Taxes	
JUDICIARY		Sale of Acquired Property	78,000.00	Bank Corp. Taxes	
Municipal Courts	18,500.00	Other Miscellaneous Revenues	138,877.24	Added and Omitted Taxes	29,442.43
PUBLIC SAFETY		Total	2,115,982.83	Total Taxes Levied - ABSTRACT	1,720,234.67
Fire Protection	21,315.60	Prior Years Surplus Appropriated	130,000.00	Total Taxes Billed	1,725,107.48
Police Protection	3,000.00	REVENUES TOTAL	2,245,982.83	1990 TAXES COLLECTED	1,460,698.21
Civil Defense & Disaster Control	6,100.00	Reserve For Uncollected Taxes	232,352.00	1990 Taxes Cancelled, Abated or Adjusted	20,623.34
Environmental Inspection & Control	52,374.00			Transfer to Tax Title Liens or Foreclosed	4,879.10
Other Public Safety		CAPITAL OUTLAY TOTAL	149,242.71	Balance Outstanding Dec. 31, 1990	238,906.83
PUBLIC WORKS				PRIOR YEARS TAXES OUTSTANDING	
Streets and Drainage	131,561.00	Public Enterprises		Balance January 1, 1990	144,973.36
Sewers and Sewage Processing	175,550.00	Recreation-Culture		Collected in 1990	115,798.38
Garbage and Trash Disposal	20,000.00	Public Works		Cancelled, Abated or Adjusted 1990	
Public Buildings and Grounds	42,200.00	Buildings and Grounds	149,242.71	Transfers to Tax Title Liens or Foreclosed	13,588.18
Other Public Works		Library and Education		Balance December 31, 1990	15,526.80
HEALTH and WELFARE		Conservation		TAX TITLE LIENS OUTSTANDING	
Health Services Except Environmental	2,100.00	All Other		Balance January 1, 1990	336,805.92
Welfare-Public Assistance	6,400.00	CAPITAL DEBT AUTHORIZED, DECEMBER 31, 1990		Transfer From Taxes	19,651.73
Hospital, Clinics, First Aid	1,500.00	ISSUED AND UNISSUED GROSS DEBT NET DEBT		Redeemed in 1990	38,482.45
Animal, Insect, & Rodent Control	7,433.00	School 516,000		Cancelled, Abated or Adjusted (1990)	
Other Welfare Services		Self-Liquidating		Transfers to Foreclosed Property	119,628.10
RECREATION and CONSERVATION		Other 520,000	520,000	Balance December 31, 1990	198,347.10
Beaches and Boardwalks		Total 1,036,000	520,000	PROPERTY ACQUIRED BY DEED OR FORECLOSURE	
Parks, Playgrounds, Shade Trees				Balance January 1, 1990	20,000.00
Land Reclamation & Conservation		ISSUED AND OUTSTANDING		Transfers From Taxes or Liens	119,628.10
Other Recreational Services	8,194.64	School		Sale for Cash (1990)	78,000.00
EDUCATION (excluding schools)		Self-Liquidating		Cancelled, Abated or Adjusted (1990)	56,628.10
Libraries		Other	110,000.00	Balance December 31, 1990	5,000.00
Other Educational Services		Total	110,000.00	CURRENT FINANCES DECEMBER 31, 1990	
STATUTORY EXPENDITURES		EQUALIZED VALUATION BASIS FOR NET DEBT COMPUTATION	68,986,782	ASSETS	
Pensions & F. L. C. A.	14,800.00	REAL PROPERTY VALUATIONS		Cash Dec. 31, 1990	425,182.00
Employee Fringe Benefits		Code Class # of Parcels % VAL'N ASSESSED VALUATION		Taxes Receivable	254,493.63
Other Statutory Expenditures	793.00	1 Vacant Land 499 5.33 2,921,500.00		Tax Title Liens	198,347.10
CETA And Other Public Employment Programs		2 Residential 749 67.31 36,863,050.00		Foreclosed Property	5,000.00
MUNICIPAL FUNCTIONS TOTAL	665,027.24	3 Farm 438 16.62 9,103,900.00		Emergencies & Other Deferred Charges	13,438.60
CAPITAL IMPROVEMENTS *MEMO*		4a Commercial 57 10.53 5,767,950.00		State and Federal Aid Receivable	61,837.00
DEBT SERVICE		4b Industrial		Other Receivables	112,829.24
Principal Payments		4c Apartments 1 .20 111,200.00		Total	1,071,127.57
Interest Payments		Total 1744 54,767,600.00		LIABILITIES, RESERVES, AND SURPLUS	
DEFERRED CHARGES	15,258.10	Land Area 24.35 Sq. Miles		Cash Liabilities	187,247.94
SCHOOL, COUNTY, SPECIAL DISTRICT TAXES	1,501,778.94	Net Valuation Taxable-Municipal	55,594,378	Reserves for Receivables	570,669.97
RESERVE FOR UNCOLLECTED TAXES	232,352.00	Net Valuation Taxable-County	69,842,812	Surplus Dec. 31, 1990	313,209.66
EXPENDITURES TOTAL	2,414,416.28	State Equalized Valuation	77,747,565	Total	1,071,127.57
		State Equalization Ratio	71.20		

2013

Population 1980 26,723  
 Population 1990 25,325  
 S & P Rating A+  
 Moody Rating A1

General Tax Rate Per \$100.

2.37

State Equalized Tax Rate

2.37

**RAHWAY CITY - UNION COUNTY**  
 Form of Government  
 Mayor-Council Plan F (OMCL 50)  
 Number of Members - 9

PER CAPITA:

Gross Debt 709.51  
 Net Debt 395.93  
 Debt Service 41.55  
 Total Tax Levy 1,430.18  
 Municipal Expenditures 769.12

PER CENT:

Gross Debt 1.27  
 Net Debt .71  
 Tax Levy Collected 96.86  
 Tax Levy Cancelled, Abated or Adjusted .22

EXPENDITURES		REVENUES-REALIZED		1990 PROPERTY TAX	
<b>GENERAL GOVERNMENT</b>				<b>STATE EQUALIZED TAX RATE —</b>	
Governing Body & Public Boards	15,756.00	1990 Property Taxes Collected		Local District School Taxes	1.08 16,432,653.00
Municipal Clerk	103,403.00	1990 Payments in Lieu of Taxes		Regional & Consolidated School Tax	
Financial Administration	261,246.00	Delinquent Tax & Lien Collections		School Taxes in Municipal Budget	
Assessment of Taxes	107,756.03	Business Personalty Replacement Taxes		County Taxes	.41 6,260,133.50
Collection of Taxes		Taxes from Public Utilities		County Library Taxes	
Planning, Housing & Development	23,122.00	Other Miscellaneous Tax Revenues		Local Municipal Purpose Taxes	.88 13,440,134.00
Human Resources	753,507.00	State Aid Revenues		Veteran & Senior Citizen Taxes	
Elections		Federal Aid Revenues		Total Taxes for Rate Computation	2.37 36,480,420.50
General Administration (other)	929,856.00	State and Local Fiscal Assistance Act Utilized		Special District Taxes	
<b>JUDICIARY</b>		Sale of Acquired Property		Bank Corp. Taxes	
Municipal Courts	213,636.00	Other Miscellaneous Revenues		Added and Omitted Taxes	86,301.00
<b>PUBLIC SAFETY</b>		Total		Total Taxes Levied - ABSTRACT	36,219,221.50
Fire Protection	2,373,760.00	Prior Years Surplus Appropriated		Total Taxes Billed	36,219,221.00
Police Protection	3,064,076.00	REVENUES TOTAL		1990 TAXES COLLECTED	35,081,985.00
Civil Defense & Disaster Control	16,481.00	Reserve For Uncollected Taxes		1990 Taxes Cancelled, Abated or Adjusted	90,764.00
Environmental Inspection & Control	730,013.00	<b>CAPITAL OUTLAY TOTAL</b>		Transfer to Tax Title Liens or Foreclosed	131,126.00
Other Public Safety				Balance Outstanding Dec. 31, 1990	925,346.00
<b>PUBLIC WORKS</b>		Public Enterprises		<b>PRIOR YEARS TAXES OUTSTANDING</b>	
Streets and Drainage	301,040.00	Recreation—Culture		Balance January 1, 1990	1,219,925.00
Sewers and Sewage Processing	3,013,342.00	Public Works		Collected in 1990	925,430.00
Garbage and Trash Disposal	1,219,364.00	Buildings and Grounds		Cancelled, Abated or Adjusted 1990	7,689.00
Public Buildings and Grounds		Library and Education		Transfers to Tax Title Liens or Foreclosed	138,248.00
Other Public Works	439,294.00	Conservation		Balance December 31, 1990	148,558.00
<b>HEALTH and WELFARE</b>		All Other		<b>TAX TITLE LIENS OUTSTANDING</b>	
Health Services Except Environmental	293,632.00	<b>CAPITAL DEBT AUTHORIZED, DECEMBER 31, 1990</b>		Balance January 1, 1990	105,859.00
Welfare-Public Assistance	47,500.00	<b>ISSUED AND UNISSUED GROSS DEBT NET DEBT</b>		Transfer From Taxes	298,780.00
Hospital, Clinics, First Aid	2,000.00	School 7,944,000		Redeemed in 1990	72,447.00
Animal, Insect, & Rodent Control	12,500.00	Self-Liquidating 3,391,897		Cancelled, Abated or Adjusted (1990)	
Other Welfare Services	340,112.00	Other 6,632,446		Transfers to Foreclosed Property	
<b>RECREATION and CONSERVATION</b>		Total 17,968,343		Balance December 31, 1990	332,192.00
Beaches and Boardwalks		<b>ISSUED AND OUTSTANDING</b>		<b>PROPERTY ACQUIRED BY DEED OR FORECLOSURE</b>	
Parks, Playgrounds, Shade Trees		School 7,944,000.00		Balance January 1, 1990	1,775,600.00
Land Reclamation & Conservation	43,475.00	Self-Liquidating 3,305,714.00		Transfers From Taxes or Liens	
Other Recreational Services	144,978.00	Other		Sale for Cash (1990)	
<b>EDUCATION (excluding schools)</b>		Total 11,249,714.00		Cancelled, Abated or Adjusted (1990)	
Libraries	559,932.00	<b>EQUALIZED VALUATION BASIS</b>		Balance December 31, 1990	1,775,600.00
Other Educational Services		<b>FOR NET DEBT COMPUTATION</b>		<b>CURRENT FINANCES DECEMBER 31, 1990</b>	
<b>STATUTORY EXPENDITURES</b>		<b>REAL PROPERTY VALUATIONS</b>		<b>ASSETS</b>	
Pensions & F. I. C. A.	1,336,333.00	Code Class # of Parcels % VAL'N ASSESSED VALUATION		Cash Dec. 31, 1990	565,682.00
Employee Fringe Benefits	1,006,679.00	1 Vacant Land 394 1.44 21,734,600.00		Taxes Receivable	1,073,904.00
Other Statutory Expenditures		2 Residential 6965 68.01 1,025,924,300.00		Tax Title Liens	332,192.00
CETA And Other Public Employment Programs		3 Farm 441 11.64 175,648,700.00		Foreclosed Property	1,775,600.00
<b>MUNICIPAL FUNCTIONS TOTAL</b>	17,365,743.08	4a Commercial 93 15.71 237,037,900.00		Emergencies & Other Deferred Charges	605,900.00
<b>CAPITAL IMPROVEMENTS *MEMO*</b>	6,000.00	4b Industrial 75 3.20 48,208,400.00		State and Federal Aid Receivable	189,227.00
<b>DEBT SERVICE</b>		Total 7968 1,508,553,900.00		Other Receivables	28,241.00
Principal Payments	397,000.00	Land Area 4.00 Sq. Miles		Total	4,570,746.00
Interest Payments	655,357.00	Net Valuation Taxable-Municipal		<b>LIABILITIES, RESERVES, AND SURPLUS</b>	
<b>DEFERRED CHARGES</b>		Net Valuation Taxable-County		Cash Liabilities	876,147.00
SCHOOL, COUNTY, SPECIAL DISTRICT TAXES	22,692,786.50	State Equalized Valuation		Reserves for Receivables	3,209,877.00
RESERVE FOR UNCOLLECTED TAXES	794,000.00	State Equalization Ratio		Surplus Dec. 31, 1990	484,722.00
<b>EXPENDITURES TOTAL</b>	42,170,645.58			Total	4,570,746.00



0248  
Population 1980 12,899  
Population 1990 13,228  
S & P Rating  
Moody Rating A1

General Tax Rate Per \$100. 1.96  
State Equalized Tax Rate 1.73

RAMSEY BOROUGH - BERGEN COUNTY  
Form of Government  
Borough Council  
Number of Members - 6

PER CAPITA:  
Gross Debt 777.35  
Net Debt 664.43  
Debt Service 41.29  
Total Tax Levy 2,082.68  
Municipal Expenditures 864.29  
PER CENT:  
Gross Debt .68  
Net Debt .58  
Tax Levy Collected 95.51  
Tax Levy Cancelled, Abated or Adjusted .24

EXPENDITURES		REVENUES-REALIZED		1990 PROPERTY TAX	
GENERAL GOVERNMENT		1990 Property Taxes Collected		STATE EQUALIZED TAX RATE	
Governing Body & Public Boards		1990 Payments in Lieu of Taxes	26,377,557.23	Local District School Taxes	1.02 16,039,631.17
Municipal Clerk		Delinquent Tax & Lien Collections	807,607.79	Regional & Consolidated School Tax	
Financial Administration		Business Personalty Replacement Taxes	232,051.52	School Taxes in Municipal Budget	
Assessment of Taxes	69,000.00	Taxes from Public Utilities	1,118,884.00	County Taxes	.24 3,794,677.80
Collection of Taxes	93,000.00	Other Miscellaneous Tax Revenues		County Library Taxes	
Planning, Housing & Development	100,500.00	State Aid Revenues	193,701.45	Local Municipal Purpose Taxes	.48 7,508,911.68
Human Resources	113,901.65	Federal Aid Revenues		Veteran & Senior Citizen Taxes	
Elections		State and Local Fiscal Assistance Act Utilized		Total Taxes for Rate Computation	1.74 27,416,220.65
General Administration (other)	1,216,776.77	Sale of Acquired Property		Special District Taxes	
JUDICIARY		Other Miscellaneous Revenues	1,391,954.09	Bank Corp. Taxes	
Municipal Courts	147,000.00	Total	30,121,756.08	Added and Omitted Taxes	
PUBLIC SAFETY		Prior Years Surplus Appropriated	852,562.09	Total Taxes Levied - ABSTRACT	206,461.38
Fire Protection	166,713.50	REVENUES TOTAL	30,974,318.17	Total Taxes Billed	27,549,682.03
Police Protection	1,979,000.00	Reserve For Uncollected Taxes	1,237,640.17	1990 TAXES COLLECTED	26,377,557.23
Civil Defense & Disaster Control	16,750.00	CAPITAL OUTLAY TOTAL	5,772,164.09	1990 Taxes Cancelled, Abated or Adjusted	65,576.68
Environmental Inspection & Control	175,000.00	Public Enterprises	208,746.31	Transfer to Tax Title Liens or Foreclosed	115,255.84
Other Public Safety		Recreation-Culture	19,000.00	Balance Outstanding Dec. 31, 1990	1,059,228.88
PUBLIC WORKS		Public Works	422,896.81	PRIOR YEARS TAXES OUTSTANDING	
Streets and Drainage	747,520.23	Buildings and Grounds	5,111,710.97	Balance January 1, 1990	1,121,151.56
Sewers and Sewage Processing	879,000.00	Library and Education	9,810.00	Collected in 1990	807,607.79
Garbage and Trash Disposal	1,775,000.00	Conservation		Cancelled, Abated or Adjusted 1990	108,085.90
Public Buildings and Grounds	102,000.00	All Other		Transfers to Tax Title Liens or Foreclosed	108,240.84
Other Public Works	57,000.00	CAPITAL DEBT AUTHORIZED, DECEMBER 31, 1990		Balance December 31, 1990	97,217.03
HEALTH and WELFARE		ISSUED AND UNISSUED		TAX TITLE LIENS OUTSTANDING	
Health Services Except Environmental	158,754.00	School	218,000	Balance January 1, 1990	21,378.00
Welfare-Public Assistance	6,000.00	Self-Liquidating	1,337,134	Transfer From Taxes	223,496.68
Hospital, Clinics, First Aid		Other	3,727,707	Redeemed in 1990	
Animal, Insect, & Rodent Control		Total	10,282,341	Cancelled, Abated or Adjusted (1990)	
Other Welfare Services		ISSUED AND OUTSTANDING		Transfers to Foreclosed Property	
RECREATION and CONSERVATION		School	218,000.00	Balance December 31, 1990	244,874.69
Beaches and Boardwalks		Self-Liquidating	50,000.00	PROPERTY ACQUIRED BY DEED OR	
Parks, Playgrounds, Shade Trees	19,500.00	Other	5,762,000.00	FORECLOSURE	
Land Reclamation & Conservation	212,700.00	Total	6,030,000.00	Balance January 1, 1990	28,100.00
Other Recreational Services	441,550.00	EQUALIZED VALUATION BASIS		Transfers From Taxes or Liens	
EDUCATION (excluding schools)		FOR NET DEBT COMPUTATION	1,506,729.010	Sale for Cash (1990)	
Libraries		REAL PROPERTY VALUATIONS		Cancelled, Abated or Adjusted (1990)	
Other Educational Services		Code Class # of Parcels % VAL'N		Balance December 31, 1990	28,100.00
STATUTORY EXPENDITURES		ASSESSED VALUATION		CURRENT FINANCES DECEMBER 31, 1990	
Pensions & F. I. C. A.	444,562.97	1 Vacant Land 310 2.46	34,098,100.00	ASSETS	
Employee Fringe Benefits	555,000.00	2 Residential 4583 72.54	1,005,114,500.00	Cash Dec. 31, 1990	2,125,884.32
Other Statutory Expenditures	100.00	3 Farm 7 .04	521,100.00	Taxes Receivable	1,156,445.91
CETA And Other Public Employment Programs		4a Commercial 208 17.45	241,825,300.00	Tax Title Liens	244,374.68
MUNICIPAL FUNCTIONS TOTAL	9,476,329.12	4b Industrial 26 6.62	91,781,400.00	Foreclosed Property	28,100.00
CAPITAL IMPROVEMENTS *MEMO*	475,000.00	4c Apartments 5 .93	12,187,000.00	Emergencies & Other Deferred Charges	
DEBT SERVICE		Total 5139	1,385,527,400.00	State and Federal Aid Receivable	2,652.98
Principal Payments	310,000.00	Land Area 5.90 Sq. Miles		Other Receivables	3,578.54
Interest Payments	236,221.25	Net Valuation Taxable-Municipal	1,398,528,431	Total	3,561,536.93
DEFERRED CHARGES	172,646.20	Net Valuation Taxable-County	1,604,131,997	LIABILITIES, RESERVES, AND SURPLUS	
SCHOOL, COUNTY, SPECIAL DISTRICT TAXES	19,834,308.97	State Equalized Valuation	1,578,391,834	Cash Liabilities	1,166,721.58
RESERVE FOR UNCOLLECTED TAXES	1,237,640.17	State Equalization Ratio	88.51	Reserves for Receivables	1,432,999.13
EXPENDITURES TOTAL	31,267,145.71			Surplus Dec. 31, 1990	961,816.22



1432  
Population 1980 17,828  
Population 1990 19,974  
S & P Rating AA-  
Moody Rating A1

General Tax Rate Per \$100. 4.05  
State Equalized Tax Rate 1.95

**RANDOLPH TOWNSHIP - MORRIS COUNTY**  
Form of Government  
Council-Manager Plan E (OMCL 50)  
Number of Members - 7

PER CAPITA:  
Gross Debt 1,275.28  
Net Debt 542.03  
Debt Service 59.03  
Total Tax Levy 1,667.54  
Municipal Expenditures 704.54

PER CENT:  
Gross Debt 1.61  
Net Debt .68  
Tax Levy Collected 97.20  
Tax Levy Cancelled, Abated or Adjusted .36

EXPENDITURES		REVENUES-REALIZED		1990 PROPERTY TAX	
GENERAL GOVERNMENT				STATE EQUALIZED TAX RATE 1.25	
Governing Body & Public Boards		1990 Property Taxes Collected	32,438,705.31	Local District School Taxes	20,951,736.75
Municipal Clerk		1990 Payments in Lieu of Taxes		Regional & Consolidated School Tax	
Financial Administration	290,420.00	Delinquent Tax & Lien Collections	618,721.83	School Taxes in Municipal Budget	
Assessment of Taxes	131,495.00	Business Personalty Replacement Taxes	197,440.44	County Taxes	4,563,833.61
Collection of Taxes	500.00	Taxes from Public Utilities	1,211,358.00	County Library Taxes	
Planning, Housing & Development	729,135.00	Other Miscellaneous Tax Revenues		Local Municipal Purpose Taxes	7,176,996.00
Human Resources	166,226.00	State Aid Revenues	561,643.31	Veteron & Senior Citizen Taxes	66,050.00
Elections	6,500.00	Federal Aid Revenues		Total Taxes for Rote Computation	32,758,616.36
General Administration (other)	1,726,737.50	State and Local Fiscal Assistance Act Utilized		Special District Taxes	
JUDICIARY		Sale of Acquired Property		Bank Corp. Taxes	
Municipal Courts	166,523.40	Other Miscellaneous Revenues	2,746,385.48	Added and Omitted Taxes	604,070.62
PUBLIC SAFETY		Total	37,774,254.37	Total Taxes Levied - ABSTRACT	33,296,636.98
Fire Protection	226,142.50	Prior Years Surplus Appropriated	1,567,000.00	Total Taxes Billed	33,373,892.58
Police Protection	2,309,622.01	REVENUES TOTAL	39,341,254.37	1990 TAXES COLLECTED	32,438,705.31
Civil Defense & Disaster Control	1,450.00	Reserve For Uncollected Taxes	1,056,476.80	1990 Taxes Cancelled, Abated or Adjusted	120,520.09
Environmental Inspection & Control	319,004.00	CAPITAL OUTLAY TOTAL	2,453,427.13	Transfer to Tax Title Liens or Foreclosed	16,183.52
Other Public Safety				Balance Outstanding Dec. 31, 1990	798,483.66
PUBLIC WORKS				PRIOR YEARS TAXES OUTSTANDING	
Streets and Drainage	1,063,129.00	Public Enterprises		Balance January 1, 1990	658,583.63
Sewers and Sewage Processing		Recreation-Culture	820.90	Collected in 1990	616,596.22
Garbage and Trash Disposal	1,971,963.00	Public Works	204,958.13	Cancelled, Abated or Adjusted 1990	25,805.65
Public Buildings and Grounds	167,871.00	Buildings and Grounds	2,247,648.10	Transfers to Tax Title Liens or Foreclosed	13,063.44
Other Public Works	3,000.00	Library and Education		Balance December 31, 1990	3,118.32
HEALTH and WELFARE		Conservation		TAX TITLE LIENS OUTSTANDING	
Health Services Except Environmental	289,767.00	All Other		Balance January 1, 1990	
Welfare-Public Assistance	34,738.00	CAPITAL DEBT AUTHORIZED, DECEMBER 31, 1990		Transfer From Taxes	31,249.51
Hospital, Clinics, First Aid		ISSUED AND UNISSUED		Redeemed in 1990	2,125.61
Animal, Insect, & Rodent Control	75,430.38	School	14,546,700	Cancelled, Abated or Adjusted (1990)	
Other Welfare Services		Self-Liquidating		Transfers to Foreclosed Property	
RECREATION and CONSERVATION		Other	10,926,476	Balance December 31, 1990	29,123.90
Beaches and Boardwalks		Total	25,472,476	PROPERTY ACQUIRED BY DEED OR FORECLOSURE	
Parks, Playgrounds, Shade Trees	214,575.00			Balance January 1, 1990	384,400.00
Land Reclamation & Conservation	129,373.00	ISSUED AND OUTSTANDING		Transfers From Taxes or Liens	
Other Recreational Services	465,345.00	School	3,311,000.00	Sale for Cash (1990)	
EDUCATION (excluding schools)		Self-Liquidating		Cancelled, Abated or Adjusted (1990)	
Libraries	452,352.00	Other	9,227,800.00	Balance December 31, 1990	384,400.00
Other Educational Services		Total	17,538,800.00	CURRENT FINANCES DECEMBER 31, 1990	
STATUTORY EXPENDITURES		EQUALIZED VALUATION BASIS		ASSETS	
Pensions & F. I. C. A.	700,033.00	FOR NET DEBT COMPUTATION	1,535,943,848	Cash Dec. 31, 1990	2,926,862.99
Employee Fringe Benefits	157,341.00	REAL PROPERTY VALUATIONS		Taxes Receivable	801,601.98
Other Statutory Expenditures		Code Class # of Parcels % VAL'N	ASSESSED VALUATION	Tax Title Liens	29,123.90
CETA And Other Public Employment Programs		1 Vacant Land 849 5.65	45,481,950.00	Foreclosed Property	384,400.00
MUNICIPAL FUNCTIONS TOTAL	11,809,277.79	2 Residential 5307 76.48	616,180,650.00	Emergencies & Other Deferred Charges	154,880.00
CAPITAL IMPROVEMENTS *MEMO*	95,614.50	3 Farm 86 .33	2,655,429.00	State and Federal Aid Receivable	
DEBT SERVICE		4a Commercial 179 8.62	69,440,300.00	Other Receivables	34,256.13
Principal Payments	485,200.00	4b Industrial 28 4.51	36,354,700.00	Total	4,331,125.00
Interest Payments	693,939.63	4c Apartments 6 4.41	35,554,700.00	LIABILITIES, RESERVES, AND SURPLUS	
		Total 6455	805,667,729.00	Cash Liabilities	1,367,958.53
DEFERRED CHARGES	27,520.00	Land Area 20.88 Sq. Miles		Reserves for Receivables	1,249,382.01
SCHOOL, COUNTY, SPECIAL DISTRICT TAXES	25,515,570.36	Net Valuation Taxable-Municipal	809,131,406	Surplus Dec. 31, 1990	1,713,784.46
RESERVE FOR UNCOLLECTED TAXES	1,056,476.80	Net Valuation Taxable-County	1,790,376,590	Total	4,331,125.00
EXPENDITURES TOTAL	39,587,954.58	State Equalized Valuation	1,674,973,488		
		State Equalization Ratio	48.20		

1816  
 Population 1980 6,128  
 Population 1990 5,793  
 S & P Rating  
 Moody Rating A

General Tax Rate Per \$100. 2.15  
 State Equalized Tax Rate 2.07

**RARITAN BOROUGH - SOMERSET COUNTY**  
 Form of Government  
 Borough Council  
 Number of Members - 6

PER CAPITA:  
 Gross Debt 1,080.99  
 Net Debt 507.93  
 Debt Service 82.73  
 Total Tax Levy 1,834.14  
 Municipal Expenditures 902.37  
 PER CENT:  
 Gross Debt 1.30  
 Net Debt .61  
 Tax Levy Collected 95.72  
 Tax Levy Cancelled, Abated or Adjusted .06

EXPENDITURES		REVENUES-REALIZED		1990 PROPERTY TAX	
<b>GENERAL GOVERNMENT</b>				<b>STATE EQUALIZED TAX RATE</b> →	
Governing Body & Public Boards		1990 Property Taxes Collected	10,200,302.65	Local District School Taxes	
Municipal Clerk		1990 Payments in Lieu of Taxes	3,645.60	Regional & Consolidated School Tax	1.07
Financial Administration	43,415.00	Delinquent Tax & Lien Collections	412,822.18	School Taxes in Municipal Budget	
Assessment of Taxes	22,300.00	Business Personalty Replacement Taxes	243,033.60	County Taxes	.43 *
Collection of Taxes	28,785.00	Taxes from Public Utilities	339,094.00	County Library Taxes	
Planning, Housing & Development	11,865.00	Other Miscellaneous Tax Revenues		Local Municipal Purpose Taxes	.57
Human Resources	32,683.00	State Aid Revenues	115,147.62	Veteran & Senior Citizen Taxes	
Elections	2,450.00	Federal Aid Revenues		Total Taxes for Rate Computation	2.07
General Administration (other)	461,150.00	State and Local Fiscal Assistance Act Utilized		Special District Taxes	
<b>JUDICIARY</b>		Sole of Acquired Property		Bank Corp. Taxes	
Municipal Courts	51,545.61	Other Miscellaneous Revenues	1,511,360.29	Added and Omitted Taxes	250,441.51
<b>PUBLIC SAFETY</b>		Total	12,880,411.94	Total Taxes Levied - ABSTRACT	10,634,352.41
Fire Protection	102,532.60	Prior Years Surplus Appropriated		Total Taxes Billed	10,656,355.01
Police Protection	908,782.01	REVENUES TOTAL	12,880,411.94	1990 TAXES COLLECTED	10,200,308.65
Civil Defense & Disaster Control	800.00	Reserve For Uncollected Taxes	528,000.00	1990 Taxes Cancelled, Abated or Adjusted	6,712.30
Environmental Inspection & Control	38,725.00	<b>CAPITAL OUTLAY TOTAL</b>	350,495.38	Transfer to Tax Title Liens or Foreclosed	4,839.65
Other Public Safety				Balance Outstanding Dec. 31, 1990	444,494.41
<b>PUBLIC WORKS</b>				<b>PRIOR YEARS TAXES OUTSTANDING</b>	
Streets and Drainage	296,750.00	Public Enterprises		Balance January 1, 1990	641,331.74
Sewers and Sewage Processing	651,000.00	Recreation-Culture		Collected in 1990	412,822.18
Garbage and Trash Disposal	650,000.00	Public Works	246,627.44	Cancelled, Abated or Adjusted 1990	428.91
Public Buildings and Grounds	64,700.00	Buildings and Grounds	103,867.94	Transfers to Tax Title Liens or Foreclosed	2,128.12
Other Public Works	21,900.00	Library and Education		Balance December 31, 1990	225,952.53
<b>HEALTH and WELFARE</b>		Conservation		<b>TAX TITLE LIENS OUTSTANDING</b>	
Health Services Except Environmental	38,420.00	All Other		Balance January 1, 1990	3,872.23
Welfare-Public Assistance	32,350.00	<b>CAPITAL DEBT AUTHORIZED, DECEMBER 31, 1990</b>		Transfer From Taxes	7,418.39
Hospital, Clinics, First Aid		<b>ISSUED AND UNISSUED</b>		Redeemed in 1990	
Animal, Insect, & Rodent Control	3,000.00	School	3,105,440	Cancelled, Abated or Adjusted (1990)	
Other Welfare Services	500.00	Self-Liquidating		Transfers to Foreclosed Property	
<b>RECREATION and CONSERVATION</b>		Other	3,162,139	Balance December 31, 1990	11,290.62
Beaches and Boardwalks		Total	6,267,579	<b>PROPERTY ACQUIRED BY DEED OR FORECLOSURE</b>	
Parks, Playgrounds, Shade Trees	42,700.00	<b>ISSUED AND OUTSTANDING</b>		Balance January 1, 1990	4,855.00
Land Reclamation & Conservation	50.00	School	58,976.41	Transfers From Taxes or Liens	
Other Recreational Services	9,050.00	Self-Liquidating		Sole for Cash (1990)	
<b>EDUCATION (excluding schools)</b>		Other	3,113,869.28	Cancelled, Abated or Adjusted (1990)	
Libraries	110,326.00	Total	3,172,845.69	Balance December 31, 1990	4,855.00
Other Educational Services		<b>EQUALIZED VALUATION BASIS</b>		<b>CURRENT FINANCES DECEMBER 31, 1990</b>	
<b>STATUTORY EXPENDITURES</b>		<b>FOR NET DEBT COMPUTATION</b>	482,032,850	<b>ASSETS</b>	
Pensions & F. L. C. A.	217,215.00	<b>REAL PROPERTY VALUATIONS</b>		Cash Dec. 31, 1990	993,827.75
Employee Fringe Benefits	207,000.00	<b>Code Class # of Parcels % VAL'N</b>		Taxes Receivable	670,446.94
Other Statutory Expenditures		1 Vacant Land 106 1.60	7,719,775.00	Tax Title Liens	11,290.62
CETA And Other Public Employment Programs		2 Residential 1656 53.14	256,306,880.00	Foreclosed Property	4,855.00
<b>MUNICIPAL FUNCTIONS TOTAL</b>	4,050,014.22	3 Farm 1 .13	610,200.00	Emergencies & Other Deferred Charges	32,906.05
<b>CAPITAL IMPROVEMENTS *MEMO*</b>	20,000.00	4a Commercial 155 14.84	71,577,525.00	State and Federal Aid Receivable	131,750.63
<b>DEBT SERVICE</b>		4b Industrial 31 30.22	145,784,800.00	Other Receivables	32,079.40
Principal Payments	292,125.19	4c Apartments 1 .08	364,700.00	Total	1,877,156.39
Interest Payments	187,564.36	Total 1950	482,363,880.00	<b>LIABILITIES, RESERVES, AND SURPLUS</b>	
<b>DEFERRED CHARGES</b>	214,798.59	Land Area 2.00 Sq. Miles		Cash Liabilities	387,517.43
SCHOOL, COUNTY, SPECIAL DISTRICT TAXES	7,510,457.67	Net Valuation Taxable-Municipal	483,995,976	Reserves for Receivables	718,671.96
RESERVE FOR UNCOLLECTED TAXES	528,000.00	Net Valuation Taxable-County	506,364,943	Surplus Dec. 31, 1990	770,967.00
<b>EXPENDITURES TOTAL</b>	12,782,960.03	State Equalized Valuation	503,055,463	Total	1,877,156.39
		State Equalization Ratio	96.23		



1021

Population 1980 3,292  
 Population 1990 15,616  
 S & P Rating  
 Moody Rating A

General Tax Rate Per \$100.

1.31

State Equalized Tax Rate

1.73

## RARITAN TOWNSHIP - HUNTERDON CO.

Form of Government  
 Township Committee  
 Number of Members - 5

PER CAPITA:

Gross Debt 1,536.47  
 Net Debt 452.68  
 Debt Service 61.02  
 Total Tax Levy 1,558.96  
 Municipal Expenditures 612.08

PER CENT:

Gross Debt 1.89  
 Net Debt .56  
 Tax Levy Collected 95.71  
 Tax Levy Cancelled, Abated or Adjusted .11

EXPENDITURES		REVENUES-REALIZED		1990 PROPERTY TAX	
GENERAL GOVERNMENT		1990 Property Taxes Collected		STATE EQUALIZED TAX RATE	
Governing Body & Public Boards		1990 Payments in Lieu of Taxes		Local District School Taxes	.67
Municipal Clerk		Delinquent Tax & Lien Collections		Regional & Consolidated School Tax	.35
Financial Administration	32,925.00	Business Personalty Replacement Taxes		School Taxes in Municipal Budget	
Assessment of Taxes	150,982.00	Taxes from Public Utilities		County Taxes	.30
Collection of Taxes	59,404.00	Other Miscellaneous Tax Revenues		County Library Taxes	.02
Planning, Housing & Development	198,388.34	State Aid Revenues		Local Municipal Purpose Taxes	.38
Human Resources	82,839.37	Federal Aid Revenues		Veteran & Senior Citizen Taxes	
Elections	3,900.00	State and Local Fiscal Assistance Act Utilized		Total Taxes for Rate Computation	1.72
General Administration (other)	799,130.00	Sale of Acquired Property		Special District Taxes	
JUDICIARY		Other Miscellaneous Revenues		Bank Corp. Taxes	
Municipal Courts	110,650.00	Total		Added and Omitted Taxes	396,158.34
PUBLIC SAFETY		Prior Years Surplus Appropriated		Total Taxes Levied - ABSTRACT	24,344,764.14
Fire Protection	333,478.64	REVENUES TOTAL		Total Taxes Billed	24,438,201.91
Police Protection	1,288,151.30	Reserve For Uncollected Taxes		1990 TAXES COLLECTED	23,389,636.75
Civil Defense & Disaster Control	10,000.00	CAPITAL OUTLAY TOTAL		1990 Taxes Cancelled, Abated or Adjusted	26,235.84
Environmental Inspection & Control	197,100.20	Public Enterprises		Transfer to Tax Title Liens or Foreclosed	65,449.60
Other Public Safety		Recreation-Culture		Balance Outstanding Dec. 31, 1990	956,879.72
PUBLIC WORKS		Public Works		PRIOR YEARS TAXES OUTSTANDING	
Streets and Drainage	2,032,415.00	Buildings and Grounds		Balance January 1, 1990	843,611.76
Sewers and Sewage Processing	223,000.00	Library and Education		Collected in 1990	734,690.34
Garbage and Trash Disposal		Conservation		Cancelled, Abated or Adjusted 1990	13,602.50
Public Buildings and Grounds	774,000.00	All Other		Transfers to Tax Title Liens or Foreclosed	34,290.91
Other Public Works		CAPITAL DEBT AUTHORIZED, DECEMBER 31, 1990		Balance December 31, 1990	61,028.01
HEALTH and WELFARE		ISSUED AND UNISSUED		TAX TITLE LIENS OUTSTANDING	
Health Services Except Environmental	39,059.00	GROSS DEBT		Balance January 1, 1990	124,428.44
Welfare-Public Assistance	20,750.00	NET DEBT		Transfer From Taxes	105,353.67
Hospital, Clinics, First Aid		School		Redeemed in 1990	35,380.47
Animal, Insect, & Rodent Control	60,000.00	Self-Liquidating		Cancelled, Abated or Adjusted (1990)	
Other Welfare Services		Other		Transfers to Foreclosed Property	
RECREATION and CONSERVATION		Total		Balance December 31, 1990	194,401.64
Beaches and Boardwalks		ISSUED AND OUTSTANDING		PROPERTY ACQUIRED BY DEED OR	
Parks, Playgrounds, Shade Trees	43,500.00	School		FORECLOSURE	
Land Reclamation & Conservation	3,500.00	Self-Liquidating		Balance January 1, 1990	
Other Recreational Services		Other		Transfers From Taxes or Liens	
EDUCATION (excluding schools)		Total		Sale for Cash (1990)	
Libraries		EQUALIZED VALUATION BASIS		Cancelled, Abated or Adjusted (1990)	
Other Educational Services	2,000.00	FOR NET DEBT COMPUTATION		Balance December 31, 1990	
STATUTORY EXPENDITURES		REAL PROPERTY VALUATIONS		CURRENT FINANCES DECEMBER 31, 1990	
Pensions & F. I. C. A.	373,056.00	Code Class # of Parcels % VAL'N		ASSETS	
Employee Fringe Benefits	357,000.00	1 Vacant Land 781 4.89		Cash Dec. 31, 1990	4,431,223.00
Other Statutory Expenditures	14,000.00	2 Residential 5103 72.16		Toxes Receivable	1,017,907.73
CETA And Other Public Employment Programs		3 Farm 565 4.08		Tax Title Liens	194,401.64
MUNICIPAL FUNCTIONS TOTAL	7,258,279.35	4a Commercial 182 11.73		Foreclosed Property	
CAPITAL IMPROVEMENTS *MEMO*		4b Industrial 24 7.03		Emergencies & Other Deferred Charges	258,946.00
DEBT SERVICE		4c Apartments 2 .11		State and Federal Aid Receivable	6,690.00
Principal Payments	350,000.00	Total 6657		Other Receivables	46,277.63
Interest Payments	602,933.00	Land Area 38.60 Sq. Miles		Total	5,955,446.00
DEFERRED CHARGES	149,574.98	Net Valuation Taxable-Municipal		LIABILITIES, RESERVES, AND SURPLUS	
SCHOOL, COUNTY, SPECIAL DISTRICT TAXES	18,662,883.62	Net Valuation Taxable-County		Cash Liabilities	804,405.00
RESERVE FOR UNCOLLECTED TAXES	1,197,508.33	State Equalized Valuation		Reserves for Receivables	1,258,588.00
EXPENDITURES TOTAL	28,221,179.28	State Equalization Ratio		Surplus Dec. 31, 1990	3,892,453.00
				Total	5,955,446.00



1022  
Population 1980 10,855  
Population 1990 13,400  
S & P Rating AA-  
Moody Rating

General Tax Rate Per \$100. 1.44  
State Equalized Tax Rate 1.56

READINGTON TWP. - HUNTERDON CO.  
Form of Government  
Township Committee  
Number of Members - 5

PER CAPITA:  
Gross Debt 1,279.13  
Net Debt 705.60  
Debt Service 47.86  
Total Tax Levy 1,514.88  
Municipal Expenditures 500.98  
PER CENT:  
Gross Debt 1.44  
Net Debt .79  
Tax Levy Collected 94.57  
Tax Levy Cancelled, Abated or Adjusted .72

EXPENDITURES		REVENUES-REALIZED		1990 PROPERTY TAX	
GENERAL GOVERNMENT		1990 Property Taxes Collected		STATE EQUALIZED TAX RATE	
Governing Body & Public Boards		1990 Payments in Lieu of Taxes	19,310,535.64	Local District School Taxes	7,542,220.50
Municipal Clerk		Delinquent Tax & Lien Collections	614,083.66	Regional & Consolidated School Tax	5,305,742.34
Financial Administration	57,600.00	Business Personalty Replacement Taxes	109,471.92	School Taxes in Municipal Budget	
Assessment of Taxes	70,250.00	Taxes from Public Utilities	1,072,643.00	County Taxes	3,864,366.38
Collection of Taxes	81,700.00	Other Miscellaneous Tax Revenues	84,067.72	County Library Taxes	250,106.79
Planning, Housing & Development	133,840.00	State Aid Revenues	248.03	Local Municipal Purpose Taxes	3,175,834.85
Human Resources	108,832.43	State and Local Fiscal Assistance Act Utilized	1,066,045.33	Veteran & Senior Citizen Taxes	81,250.00
Elections	4,000.00	Sale of Acquired Property	22,257,095.30	Total Taxes for Rate Computation	20,219,520.66
General Administration (other)	942,834.00	Other Miscellaneous Revenues	300,000.00	Special District Taxes	
JUDICIARY		Prior Years Surplus Appropriated	23,057,095.30	Bank Corp. Taxes	
Municipal Courts	74,500.00	Reserve For Uncollected Taxes	746,150.72	Added and Omitted Taxes	161,160.31
PUBLIC SAFETY		CAPITAL OUTLAY TOTAL	1,410,240.99	Total Taxes Levied - ABSTRACT	20,299,431.17
Fire Protection	204,558.20			Total Taxes Billed	20,420,102.43
Police Protection	884,346.00			1990 TAXES COLLECTED	19,310,535.64
Civil Defense & Disaster Control				1990 Taxes Cancelled, Abated or Adjusted	147,501.40
Environmental Inspection & Control	344,300.00			Transfer to Tax Title Liens or Foreclosed	37,317.60
Other Public Safety				Balance Outstanding Dec. 31, 1990	924,747.79
PUBLIC WORKS				PRIOR YEARS TAXES OUTSTANDING	
Streets and Drainage	959,748.03			Balance January 1, 1990	637,054.12
Sewers and Sewage Processing	605,415.34			Collected in 1990	607,557.30
Garbage and Trash Disposal				Cancelled, Abated or Adjusted 1990	7,956.97
Public Buildings and Grounds	82,110.00			Transfers to Tax Title Liens or Foreclosed	21,559.85
Other Public Works				Balance December 31, 1990	
HEALTH and WELFARE				TAX TITLE LIENS OUTSTANDING	
Health Services Except Environmental	21,890.00			Balance January 1, 1990	46,507.65
Welfare-Public Assistance	46,790.00			Transfer From Taxes	63,227.66
Hospital, Clinics, First Aid				Redeemed in 1990	6,526.36
Animal, Insect, & Rodent Control	15,000.00			Cancelled, Abated or Adjusted (1990)	
Other Welfare Services				Transfers to Foreclosed Property	
RECREATION and CONSERVATION				Balance December 31, 1990	103,208.95
Beaches and Boardwalks	84,285.00			PROPERTY ACQUIRED BY DEED OR	
Parks, Playgrounds, Shade Trees	700.00			FORECLOSURE	
Land Reclamation & Conservation	5,300.00			Balance January 1, 1990	22,650.00
Other Recreational Services				Transfers From Taxes or Liens	
EDUCATION (excluding schools)				Sale for Cash (1990)	
Libraries	35,510.00			Cancelled, Abated or Adjusted (1990)	
Other Educational Services	3,400.00			Balance December 31, 1990	22,650.00
STATUTORY EXPENDITURES				CURRENT FINANCES DECEMBER 31, 1990	
Pensions & F. L. C. A.	271,700.00			ASSETS	
Employee Fringe Benefits	140,000.00			Cash Dec. 31, 1990	2,039,844.00
Other Statutory Expenditures	7,000.00			Taxes Receivable	924,747.79
CETA And Other Public Employment Programs	5,185,609.00			Tax Title Liens	103,208.95
MUNICIPAL FUNCTIONS TOTAL	100,000.00			Foreclosed Property	22,650.00
CAPITAL IMPROVEMENTS *MEMO*				Emergencies & Other Deferred Charges	255,000.00
DEBT SERVICE				State and Federal Aid Receivable	24,116.00
Principal Payments	223,385.37			Other Receivables	220,793.26
Interest Payments	417,929.62			Total	3,590,360.00
DEFERRED CHARGES	140,000.00			LIABILITIES, RESERVES, AND SURPLUS	
SCHOOL, COUNTY, SPECIAL DISTRICT TAXES	16,962,436.01			Cash Liabilities	1,258,970.00
RESERVE FOR UNCOLLECTED TAXES	746,150.72			Reserves for Receivables	1,271,400.00
EXPENDITURES TOTAL	23,675,510.72			Surplus Dec. 31, 1990	1,059,990.00
				Total	3,590,360.00

1340  
Population 1980 12,031  
Population 1990 10,636  
S & P Rating  
Moody Rating A1

General Tax Rate Per \$100. 2.10  
State Equalized Tax Rate 2.38

RED BANK BOROUGH - MONMOUTH CO.  
Form of Government  
Borough Council  
Number of Members - 6

PER CAPITA:  
Gross Debt 1,112.36  
Net Debt 725.75  
Debt Service 77.13  
Total Tax Levy 1,728.59  
Municipal Expenditures 939.77  
PER CENT:  
Gross Debt 1.60  
Net Debt 1.04  
Tax Levy Collected 89.48  
Tax Levy Cancelled, Abated or Adjusted .38

EXPENDITURES		REVENUES-REALIZED		1990 PROPERTY TAX	
<b>GENERAL GOVERNMENT</b>				<b>STATE EQUALIZED TAX RATE</b>	
Governing Body & Public Boards		1990 Property Taxes Collected	16,457,488.46	Local District School Taxes	.85 6,530,654.75
Municipal Clerk		1990 Payments in Lieu of Taxes	96,000.00	Regional & Consolidated School Tax	.49 3,745,251.45
Financial Administration	94,975.00	Delinquent Tax & Lien Collections	609,514.07	School Taxes in Municipal Budget	
Assessment of Taxes	49,950.00	Business Personalty Replacement Taxes	327,193.32	County Taxes	.41 * 3,163,091.29
Collection of Taxes	22,950.00	Taxes from Public Utilities	1,625,364.00	County Library Taxes	
Planning, Housing & Development	18,430.00	Other Miscellaneous Tax Revenues	7,131.77	Local Municipal Purpose Taxes	.64 4,923,463.17
Human Resources	52,167.18	State Aid Revenues	218,234.92	Veteran & Senior Citizen Taxes	80,000.00
Elections	2,250.00	Federal Aid Revenues		Total Taxes for Rate Computation	2.39 18,442,460.66
General Administration (other)	609,371.93	State and Local Fiscal Assistance Act Utilized		Special District Taxes	
<b>JUDICIARY</b>		Sole of Acquired Property		Bank Corp. Taxes	
Municipal Courts	232,360.00	Other Miscellaneous Revenues	1,207,157.69	Added and Omitted Taxes	22,779.67
<b>PUBLIC SAFETY</b>		Total	20,548,084.23	Total Taxes Levied - ABSTRACT	18,385,240.33
Fire Protection	178,827.00	Prior Years Surplus Appropriated	475,000.00	Total Taxes Billed	18,392,354.72
Police Protection	2,112,606.18	REVENUES TOTAL	21,023,084.23	1990 TAXES COLLECTED	16,457,488.46
Civil Defense & Disaster Control	1,175.00	Reserve For Uncollected Taxes	2,083,971.46	1990 Taxes Cancelled, Abated or Adjusted	69,632.06
Environmental Inspection & Control	69,105.00	<b>CAPITAL OUTLAY TOTAL</b>	762,918.36	Transfer to Tax Title Liens or Foreclosed	202,143.06
Other Public Safety		Public Enterprises	312,355.30	Balance Outstanding Dec. 31, 1990	1,663,091.14
<b>PUBLIC WORKS</b>		Recreation—Culture	8,714.46	<b>PRIOR YEARS TAXES OUTSTANDING</b>	
Streets and Drainage	571,710.00	Public Works	97,652.64	Balance January 1, 1990	1,387,374.16
Sewers and Sewage Processing	26,303.00	Buildings and Grounds	344,194.46	Collected in 1990	540,481.84
Garbage and Trash Disposal	442,100.00	Library and Education		Cancelled, Abated or Adjusted 1990	343,382.51
Public Buildings and Grounds	83,950.00	Conservation		Transfers to Tax Title Liens or Foreclosed	205,862.68
Other Public Works		All Other		Balance December 31, 1990	297,647.13
<b>HEALTH and WELFARE</b>				<b>TAX TITLE LIENS OUTSTANDING</b>	
Health Services Except Environmental	154,677.00			Balance January 1, 1990	35,122.78
Welfare-Public Assistance	92,550.00	<b>CAPITAL DEBT AUTHORIZED, DECEMBER 31, 1990</b>		Transfer From Taxes	411,136.73
Hospital, Clinics, First Aid		ISSUED AND UNISSUED		Redeemed in 1990	69,032.23
Animal, Insect, & Rodent Control		School	3,073,240	Cancelled, Abated or Adjusted (1990)	11,287.93
Other Welfare Services	12,350.00	Self-Liquidating	3,016,408	Transfers to Foreclosed Property	
<b>RECREATION and CONSERVATION</b>		Other	5,741,442	Balance December 31, 1990	365,939.35
Beaches and Boardwalks		Total	11,831,090	<b>PROPERTY ACQUIRED BY DEED OR FORECLOSURE</b>	
Parks, Playgrounds, Shade Trees	93,920.00			Balance January 1, 1990	230,200.00
Land Reclamation & Conservation	553,400.00	<b>ISSUED AND OUTSTANDING</b>		Transfers From Taxes or Liens	
Other Recreational Services	78,850.00	School	3,073,240.78	Sale for Cash (1990)	
<b>EDUCATION (excluding schools)</b>		Self-Liquidating	2,792,321.83	Cancelled, Abated or Adjusted (1990)	
Libraries	301,900.00	Other	5,410,783.30	Balance December 31, 1990	230,200.00
Other Educational Services		Total	11,276,345.91	<b>CURRENT FINANCES DECEMBER 31, 1990</b>	
<b>STATUTORY EXPENDITURES</b>		<b>EQUALIZED VALUATION BASIS</b>		<b>ASSETS</b>	
Pensions & F. I. C. A.	562,922.44	<b>FOR NET DEBT COMPUTATION</b>	739,342,091	Cash Dec. 31, 1990	713,076.19
Employee Fringe Benefits	578,495.00	<b>REAL PROPERTY VALUATIONS</b>		Taxes Receivable	1,960,738.27
Other Statutory Expenditures		Code Class # of Parcels % VAL'N	ASSESSED VALUATION	Tax Title Liens	365,939.35
CETA And Other Public Employment Programs	6,997,214.73	1 Vacant Land 208 2.00	17,108,800.00	Foreclosed Property	230,200.00
<b>MUNICIPAL FUNCTIONS TOTAL</b>	31,100.00	2 Residential 3238 59.16	506,931,400.00	Emergencies & Other Deferred Charges	94,350.00
<b>CAPITAL IMPROVEMENTS *MEMO*</b>		3 Farm		State and Federal Aid Receivable	16,320.90
<b>DEBT SERVICE</b>		4a Commercial 470 27.76	237,867,700.00	Other Receivables	56,886.21
Principal Payments	513,654.96	4b Industrial 67 2.97	25,480,100.00	Total	3,437,510.92
Interest Payments	306,666.65	4c Apartments 22 8.10	69,432,400.00	<b>LIABILITIES, RESERVES, AND SURPLUS</b>	
		Total 4005	856,820,400.00	Cash Liabilities	267,094.25
<b>DEFERRED CHARGES</b>	93,397.70	Land Area 1.75 Sq. Miles		Reserves for Receivables	2,613,738.97
<b>SCHOOL, COUNTY, SPECIAL DISTRICT TAXES</b>	13,433,977.49	Net Valuation Taxable-Municipal	873,078,662	Surplus Dec. 31, 1990	556,677.70
<b>RESERVE FOR UNCOLLECTED TAXES</b>	2,083,971.46	Net Valuation Taxable-County	779,837,059	Total	3,437,510.92
<b>EXPENDITURES TOTAL</b>	23,434,402.99	State Equalized Valuation	773,678,106		
		State Equalization Ratio	113.14		

\*Includes County Health Service Taxes, County Vocational School Taxes, or County Open Space Tax. See Table 13.



0249

Population 1980 10,294  
 Population 1990 9,996  
 S & P Rating  
 Moody Rating A

General Tax Rate Per \$100. 1.40  
 State Equalized Tax Rate 1.07

**RIDGEFIELD BOROUGH - BERGEN COUNTY**  
 Form of Government  
**Borough Council**  
 Number of Members - 6

PER CAPITA: Gross Debt 341.53 PER CENT: Gross Debt .37  
 Net Debt 306.81 Net Debt .33  
 Debt Service 44.11 Tax Levy Collected 96.53  
 Total Tax Levy 1,037.97 Tax Levy Cancelled, Abated or Adjusted .05  
 Municipal Expenditures 890.52

EXPENDITURES		REVENUES-REALIZED		1990 PROPERTY TAX	
<b>GENERAL GOVERNMENT</b>				<b>STATE EQUALIZED TAX RATE</b>	
Governing Body & Public Boards		1990 Property Taxes Collected	10,026,718.52	Local District School Taxes	77 7,468,268.00
Municipal Clerk		1990 Payments in Lieu of Taxes		Regional & Consolidated School Tax	
Financial Administration	77,700.00	Delinquent Tax & Lien Collections	178,091.21	School Taxes in Municipal Budget	
Assessment of Taxes	21,424.00	Business Personalty Replacement Taxes	218,105.80	County Taxes	.24 2,349,185.21
Collection of Taxes	79,162.78	Taxes from Public Utilities	5,746,704.00	County Library Taxes	
Planning, Housing & Development	23,600.00	Other Miscellaneous Tax Revenues	754,878.00	Local Municipal Purpose Taxes	.05 512,345.00
Human Resources	16,632.00	State Aid Revenues	214,373.99	Veteran & Senior Citizen Taxes	104,100.00
Elections		Federal Aid Revenues		Total Taxes for Rate Computation	1.06 10,433,898.21
General Administration (other)	1,020,802.37	State and Local Fiscal Assistance Act Utilized		Special District Taxes	
<b>JUDICIARY</b>		Sole of Acquired Property		Bank Corp. Taxes	
Municipal Courts	143,645.00	Other Miscellaneous Revenues	653,087.09	Added and Omitted Taxes	45,757.71
<b>PUBLIC SAFETY</b>		Total	17,791,958.61	Total Taxes Levied - ABSTRACT	10,375,555.92
Fire Protection	236,201.00	Prior Years Surplus Appropriated	400,000.00	Total Taxes Billed	10,387,603.92
Police Protection	1,933,250.00	REVENUES TOTAL	18,191,958.61	1990 TAXES COLLECTED	10,026,718.52
Civil Defense & Disaster Control	14,366.00	Reserve For Uncollected Taxes	340,660.00	1990 Taxes Cancelled, Abated or Adjusted	5,339.72
Environmental Inspection & Control	46,451.00	CAPITAL OUTLAY TOTAL	751,059.51	Transfer to Tax Title Liens or Foreclosed	3,341.80
Other Public Safety				Balance Outstanding Dec. 31, 1990	352,203.83
<b>PUBLIC WORKS</b>				<b>PRIOR YEARS TAXES OUTSTANDING</b>	
Streets and Drainage	907,000.00	Public Enterprises		Balance January 1, 1990	193,383.54
Sewers and Sewage Processing	833,044.22	Recreation-Culture		Collected in 1990	170,449.54
Garbage and Trash Disposal	953,051.28	Public Works	7,706.84	Cancelled, Abated or Adjusted 1990	
Public Buildings and Grounds	70,000.00	Buildings and Grounds	505,841.27	Transfers to Tax Title Liens or Foreclosed	
Other Public Works	60,000.00	Library and Education		Balance December 31, 1990	22,934.00
<b>HEALTH and WELFARE</b>		Conservation	237,511.40	<b>TAX TITLE LIENS OUTSTANDING</b>	
Health Services Except Environmental	106,350.00	All Other		Balance January 1, 1990	7,641.67
Welfare-Public Assistance	48,370.00			Transfer From Taxes	3,341.80
Hospital, Clinics, First Aid				Redeemed in 1990	7,641.67
Animal, Insect, & Rodent Control	6,600.00			Cancelled, Abated or Adjusted (1990)	
Other Welfare Services				Transfers to Foreclosed Property	
<b>RECREATION and CONSERVATION</b>				Balance December 31, 1990	3,341.80
Beaches and Boardwalks				<b>PROPERTY ACQUIRED BY DEED OR FORECLOSURE</b>	
Parks, Playgrounds, Shade Trees	108,300.00			Balance January 1, 1990	108,685.00
Land Reclamation & Conservation	41,253.98			Transfers From Taxes or Liens	
Other Recreational Services	10,000.00			Sole for Cash (1990)	
<b>EDUCATION (excluding schools)</b>				Cancelled, Abated or Adjusted (1990)	
Libraries	316,807.00			Balance December 31, 1990	108,685.00
Other Educational Services				<b>CURRENT FINANCES DECEMBER 31, 1990</b>	
<b>STATUTORY EXPENDITURES</b>				<b>ASSETS</b>	
Pensions & F. I. C. A.	492,959.82			Cash Dec. 31, 1990	383,288.05
Employee Fringe Benefits	364,479.46			Taxes Receivable	375,137.88
Other Statutory Expenditures	10,000.00			Tax Title Liens	3,341.80
<b>CETA And Other Public Employment Programs</b>				Foreclosed Property	108,685.00
<b>MUNICIPAL FUNCTIONS</b>				Emergencies & Other Deferred Charges	940,783.36
<b>CAPITAL IMPROVEMENTS</b>				State and Federal Aid Receivable	9,995.79
<b>DEBT SERVICE</b>				Other Receivables	739,119.21
Principal Payments	150,000.00			Total	2,560,351.09
Interest Payments	290,914.28			<b>LIABILITIES, RESERVES, AND SURPLUS</b>	
<b>DEFERRED CHARGES</b>				Cash Liabilities	1,011,804.79
SCHOOL, COUNTY, SPECIAL DISTRICT TAXES	173,614.00			Reserves for Receivables	1,226,283.89
RESERVE FOR UNCOLLECTED TAXES	9,817,453.21			Surplus Dec. 31, 1990	322,262.41
<b>EXPENDITURES</b>				Total	2,560,351.09
TOTAL	18,719,091.40				



0250  
 Population 1980 12,733  
 Population 1990 12,454  
 S & P Rating  
 Moody Rating A1  
 General Tax Rate Per \$100. 3.65  
 State Equalized Tax Rate 1.75

RIDGEFIELD PARK VILLAGE - BERGEN CO.  
 Form of Government  
 Commission (1911)  
 Number of Members - 5

PER CAPITA:  
 Gross Debt 319.00  
 Net Debt 106.62  
 Debt Service  
 Total Tax Levy 1,222.48  
 Municipal Expenditures 743.99  
 PER CENT:  
 Gross Debt .51  
 Net Debt .17  
 Tax Levy Collected 93.42  
 Tax Levy Cancelled, Abated or Adjusted 2.95

EXPENDITURES		REVENUES-REALIZED		1990 PROPERTY TAX	
GENERAL GOVERNMENT				STATE EQUALIZED TAX RATE .89	
Governing Body & Public Boards	33,400.00	1990 Property Taxes Collected 14,254,962.94		Local District School Taxes	7,737,038.00
Municipal Clerk	77,939.51			Regional & Consolidated School Tax	
Financial Administration	28,800.00			School Taxes in Municipal Budget	
Assessment of Taxes	102,868.93			County Taxes .21	1,804,295.80
Collection of Taxes	107,099.00			County Library Taxes	
Planning, Housing & Development	413,838.00			Local Municipal Purpose Taxes .65	5,651,538.00
Human Resources	43,599.00			Veteran & Senior Citizen Taxes	97,150.00
Elections	3,340.00			Total Taxes for Rate Computation 1.75	15,290,021.80
General Administration (other)	652,528.00			Special District Taxes	
JUDICIARY				Bank Corp. Taxes	
Municipal Courts	139,989.00			Added and Omitted Taxes	31,942.06
PUBLIC SAFETY				Total Taxes Levied - ABSTRACT	15,224,813.86
Fire Protection	245,385.50			Total Taxes Billed	15,258,452.44
Police Protection	1,812,329.28			1990 TAXES COLLECTED	14,254,962.94
Civil Defense & Disaster Control	7,100.00			1990 Taxes Cancelled, Abated or Adjusted	450,060.22
Environmental Inspection & Control	185,541.49			Transfer to Tax Title Liens or Foreclosed	191,139.55
Other Public Safety				Balance Outstanding Dec. 31, 1990	362,289.73
PUBLIC WORKS		CAPITAL OUTLAY TOTAL 155,218.44		PRIOR YEARS TAXES OUTSTANDING	
Streets and Drainage	243,813.00			Balance January 1, 1990	480,559.53
Sewers and Sewage Processing	667,265.10			Collected in 1990	321,810.02
Garbage and Trash Disposal	1,178,727.00			Cancelled, Abated or Adjusted 1990	1,933.58
Public Buildings and Grounds	502,134.00			Transfers to Tax Title Liens or Foreclosed	156,815.93
Other Public Works				Balance December 31, 1990	
HEALTH and WELFARE				TAX TITLE LIENS OUTSTANDING	
Health Services Except Environmental	73,521.07			Balance January 1, 1990	15,203.61
Welfare-Public Assistance	23,957.00			Transfer From Taxes	381,919.17
Hospital, Clinics, First Aid				Redeemed in 1990	26,010.09
Animal, Insect, & Rodent Control	8,588.00			Cancelled, Abated or Adjusted (1990)	
Other Welfare Services				Transfers to Foreclosed Property	
RECREATION and CONSERVATION				Balance December 31, 1990	371,112.69
Beaches and Boardwalks				PROPERTY ACQUIRED BY DEED OR FORECLOSURE	
Parks, Playgrounds, Shade Trees	163,512.00			Balance January 1, 1990	69,840.00
Land Reclamation & Conservation	117,066.20			Transfers From Taxes or Liens	
Other Recreational Services	92,056.00			Sale for Cash (1990)	
EDUCATION (excluding schools)				Cancelled, Abated or Adjusted (1990)	
Libraries	213,971.00			Balance December 31, 1990	69,840.00
Other Educational Services				CURRENT FINANCES DECEMBER 31, 1990	
STATUTORY EXPENDITURES				ASSETS	
Pensions & F. I. C. A.	496,450.00			Cash Dec. 31, 1990	2,140,227.32
Employee Fringe Benefits	552,750.00			Taxes Receivable	362,289.73
Other Statutory Expenditures	100.00			Tax Title Liens	371,112.69
CETA And Other Public Employment Programs				Foreclosed Property	69,840.00
MUNICIPAL FUNCTIONS TOTAL 8,204,672.08				Emergencies & Other Deferred Charges	100,000.00
CAPITAL IMPROVEMENTS *MEMO* 5,000.00				State and Federal Aid Receivable	227,960.00
DEBT SERVICE				Other Receivables	179,563.61
Principal Payments				Total	3,450,993.35
Interest Payments				LIABILITIES, RESERVES, AND SURPLUS	
DEFERRED CHARGES	137,938.00			Cash Liabilities	1,611,510.53
SCHOOL, COUNTY, SPECIAL DISTRICT TAXES	9,541,333.80			Reserves for Receivables	977,331.03
RESERVE FOR UNCOLLECTED TAXES	923,100.00			Surplus Dec. 31, 1990	862,151.79
EXPENDITURES TOTAL 18,807,043.88				Total	3,450,993.35

**0251**  
 Population 1980 **25,208**  
 Population 1990 **24,152**  
 S & P Rating  
 Moody Rating **AA**  
 General Tax Rate Per \$100. **2.09**  
 State Equalized Tax Rate **1.91**

**RIDGEWOOD VILLAGE - BERGEN COUNTY**  
 Form of Government  
**Council-Manager Plan B (OMCL 50)**  
 Number of Members - 5

PER CAPITA:  
 Grass Debt **934.32**  
 Net Debt **823.05**  
 Debt Service **98.59**  
 Total Tax Levy **2,242.89**  
 Municipal Expenditures **902.62**  
 PER CENT:  
 Gross Debt **.83**  
 Net Debt **.73**  
 Tax Levy Collected **98.33**  
 Tax Levy Cancelled, Abated or Adjusted **.13**

EXPENDITURES		REVENUES-REALIZED		1990 PROPERTY TAX	
<b>GENERAL GOVERNMENT</b>				<b>STATE EQUALIZED TAX RATE</b>	
Governing Body & Public Boards	24,495.00	1990 Property Taxes Collected	53,492,174.93	Local District School Taxes	1.13 32,211,891.00
Municipal Clerk	23,746.00	1990 Payments in Lieu of Taxes		Regional & Consolidated School Tax	
Financial Administration	97,863.00	Delinquent Tax & Lien Collections	768,424.95	School Taxes in Municipal Budget	
Assessment of Taxes	121,211.00	Business Personalty Replacement Taxes	256,345.76	County Taxes	.24 6,724,652.66
Collection of Taxes	57,429.00	Taxes from Public Utilities	1,534,041.00	County Library Taxes	
Planning, Hausing & Development	96,370.00	Other Miscellaneous Tax Revenues	223,174.21	Local Municipal Purpase Taxes	.53 15,136,218.76
Human Resources	89,790.38	State Aid Revenues	270,403.39	Veteran & Senior Citizen Taxes	118,000.00
Elections	17,440.00	Federal Aid Revenues		Total Taxes for Rate Computation	1.90 54,190,762.42
General Administration (other)	1,981,207.00	State and Local Fiscal Assistance Act Utilized		Special District Taxes	
<b>JUDICIARY</b>		Sale of Acquired Property		Bank Corp. Taxes	
Municipal Courts	147,406.89	Other Miscellaneous Revenues		Added and Omitted Taxes	97,575.02
<b>PUBLIC SAFETY</b>		Total	3,348,279.57	Total Taxes Levied - ABSTRACT	54,170,337.44
Fire Protection	2,304,109.40	Prior Years Surplus Appropriated	1,000,000.00	Total Taxes Billed	53,492,174.98
Police Protection	2,747,848.59	REVENUES TOTAL	60,892,843.86	1990 TAXES COLLECTED	
Civil Defense & Disaster Control		Reserve For Uncollected Taxes	1,371,771.86	1990 Taxes Cancelled, Abated or Adjusted	71,630.98
Environmental Inspection & Control	10,245.00	CAPITAL OUTLAY TOTAL	2,195,217.71	Transfer to Tax Title Liens or Foreclosed	4,330.83
Other Public Safety				Balance Outstanding Dec. 31, 1990	833,437.62
<b>PUBLIC WORKS</b>				<b>PRIOR YEARS TAXES OUTSTANDING</b>	
Streets and Drainage	1,235,646.00	Public Enterprises	375,987.12	Balance January 1, 1990	775,484.19
Sewers and Sewage Processing	17,252.00	Recreation-Culture	29.18	Collected in 1990	764,484.95
Garbage and Trash Disposal	2,566,351.62	Public Works	305,528.95	Cancelled, Abated or Adjusted 1990	
Public Buildings and Grounds	946,851.45	Buildings and Grounds	1,513,490.68	Transfers to Tax Title Liens or Foreclosed	92.64
Other Public Works	18,214.00	Library and Education	181.88	Balance December 31, 1990	10,906.60
<b>HEALTH and WELFARE</b>		Conservation		<b>TAX TITLE LIENS OUTSTANDING</b>	
Health Services Except Environmental	240,995.00	All Other		Balance January 1, 1990	1,401.59
Welfare-Public Assistance	40,000.00	CAPITAL DEBT AUTHORIZED, DECEMBER 31, 1990		Transfer From Taxes	4,448.19
Hospital, Clinics, First Aid		ISSUED AND UNISSUED GROSS DEBT NET DEBT		Redeemed in 1990	3,940.00
Animal, Insect, & Rodent Control		School	600,000	Cancelled, Abated or Adjusted (1990)	
Other Welfare Services		Self-Liquidating	5,858,665	Transfers to Foreclosed Property	
<b>RECREATION and CONSERVATION</b>		Other	16,106,973	Balance December 31, 1990	1,909.78
Beaches and Boardwalks		Total	22,565,638	PROPERTY ACQUIRED BY DEED OR FORECLOSURE	
Parks, Playgrounds, Shade Trees	422,351.00	ISSUED AND OUTSTANDING		Balance January 1, 1990	45,755.00
Land Reclamation & Conservation	532,115.60	School	600,000.00	Transfers From Taxes or Liens	
Other Recreational Services	209,950.00	Self-Liquidating	2,873,000.00	Sale for Cash (1990)	
<b>EDUCATION (excluding schools)</b>		Other	13,663,542.81	Cancelled, Abated or Adjusted (1990)	
Libraries	1,068,374.00	Total	17,136,542.81	Balance December 31, 1990	45,755.00
Other Educational Services	750.00	EQUALIZED VALUATION BASIS		<b>CURRENT FINANCES DECEMBER 31, 1990</b>	
<b>STATUTORY EXPENDITURES</b>		FOR NET DEBT COMPUTATION		<b>ASSETS</b>	
Pensions & F. I. C. A.	1,473,957.42	REAL PROPERTY VALUATIONS		Cash Dec. 31, 1990	17,058,676.87
Employee Fringe Benefits	1,198,584.00	Code Class # of Parcels % VAL'N	ASSESSED VALUATION	Taxes Receivable	844,344.22
Other Statutory Expenditures	100.00	1 Vacant Land 159 .58	15,076,600.00	Tax Title Liens	1,909.78
CETA And Other Public Employment Programs		2 Residential 7359 87.88	2,271,287,300.00	Foreclosed Property	45,755.00
<b>MUNICIPAL FUNCTIONS</b>		3 Farm 2 .04	1,085,600.00	Emergencies & Other Deferred Charges	83,589.22
CAPITAL IMPROVEMENTS	5,000.00	4a Commercial 332 9.78	252,659,700.00	State and Federal Aid Receivable	
<b>DEBT SERVICE</b>		4b Industrial		Other Receivables	154,405.78
Principal Payments	1,510,000.00	4c Apartments 28 1.72	44,473,200.00	Total	18,188,680.87
Interest Payments	871,137.16	Total 7880	2,584,582,400.00	<b>LIABILITIES, RESERVES, AND SURPLUS</b>	
<b>DEFERRED CHARGES</b>		Land Area 5.90 Sq. Miles		Cash Liabilities	10,578,310.65
SCHOOL, COUNTY, SPECIAL DISTRICT TAXES	38,936,543.66	Net Valuation Taxable-Municipal	2,598,277,433	Reserves for Receivables	903,071.03
RESERVE FOR UNCOLLECTED TAXES	1,371,771.86	Net Valuation Taxable-County	2,816,281,033	Surplus Dec. 31, 1990	6,706,799.19
EXPENDITURES TOTAL	60,736,669.08	State Equalized Valuation	2,841,775,179	Total	18,188,680.87
		State Equalization Ratio	91.39		



1611

Population 1980 12,625

Population 1990 12,623

S &amp; P Rating

Moody Rating A

General Tax Rate Per \$100.

2.50

State Equalized Tax Rate

2.53

## RINGWOOD BOROUGH - PASSAIC COUNTY

Form of Government

Council-Manager Plan E (OMCL 50)

Number of Members - 6

PER CAPITA:

Gross Debt 752.23

Net Debt 483.78

Debt Service 75.29

Total Tax Levy 1,682.67

Municipal Expenditures 666.86

PER CENT:

Gross Debt 1.15

Net Debt .74

Tax Levy Collected 97.34

Tax Levy Cancelled, Abated

or Adjusted

EXPENDITURES		REVENUES-REALIZED		1990 PROPERTY TAX	
GENERAL GOVERNMENT		1990 Property Taxes Collected		STATE EQUALIZED TAX RATE	
Governing Body & Public Boards	30,600.00	20,741,125.48		Local District School Taxes	7,307,418.75
Municipal Clerk		1990 Payments in Lieu of Taxes		Regional & Consolidated School Tax	4,134,222.77
Financial Administration	58,764.57	Delinquent Tax & Lien Collections		School Taxes in Municipal Budget	
Assessment of Taxes	147,976.71	328,185.07		County Taxes	3,873,875.12
Collection of Taxes	59,995.00	Business Personalty Replacement Taxes		County Library Taxes	
Planning, Housing & Development	69,157.20	20,146.08		Local Municipal Purpose Taxes	5,901,000.00
Human Resources	79,020.00	Taxes from Public Utilities		Veteran & Senior Citizen Taxes	70,350.00
Elections	13,200.00	1,121,442.00		Total Taxes for Rate Computation	21,286,866.64
General Administration (other)	825,399.00	Other Miscellaneous Tax Revenues		Special District Taxes	
JUDICIARY		State Aid Revenues		Bank Corp. Taxes	
Municipal Courts	72,590.00	Federal Aid Revenues		Added and Omitted Taxes	23,797.48
PUBLIC SAFETY		State and Local Fiscal Assistance Act Utilized		Total Taxes Levied - ABSTRACT	21,240,314.12
Fire Protection	127,154.50	Sale of Acquired Property		Total Taxes Billed	21,307,888.33
Police Protection	1,330,797.17	Other Miscellaneous Revenues		1990 TAXES COLLECTED	20,741,125.48
Civil Defense & Disaster Control	17,110.00	Total		1990 Taxes Cancelled, Abated or Adjusted	
Environmental Inspection & Control	73,091.00	23,139,615.75		Transfer to Tax Title Liens or Foreclosed	67,810.67
Other Public Safety		Prior Years Surplus Appropriated		Balance Outstanding Dec. 31, 1990	498,952.18
PUBLIC WORKS		REVENUES TOTAL		PRIOR YEARS TAXES OUTSTANDING	
Streets and Drainage	940,864.00	547,986.50		Balance January 1, 1990	367,260.84
Sewers and Sewage Processing	331,255.00	CAPITAL OUTLAY TOTAL		Collected in 1990	304,666.67
Garbage and Trash Disposal	1,133,744.50	665,331.47		Cancelled, Abated or Adjusted 1990	24,539.57
Public Buildings and Grounds	63,923.64	Public Enterprises		Transfers to Tax Title Liens or Foreclosed	37,995.47
Other Public Works	71,000.00	123,111.84		Balance December 31, 1990	59.13
HEALTH and WELFARE		Recreation-Culture		TAX TITLE LIENS OUTSTANDING	
Health Services Except Environmental	146,913.00	3,080.00		Balance January 1, 1990	71,779.88
Welfare-Public Assistance	25,899.00	Public Works		Transfer From Taxes	112,242.89
Hospital, Clinics, First Aid		Buildings and Grounds		Redeemed in 1990	23,518.40
Animal, Insect, & Rodent Control		30,672.07		Cancelled, Abated or Adjusted (1990)	
Other Welfare Services		Library and Education		Transfers to Foreclosed Property	
RECREATION and CONSERVATION		Conservation		Balance December 31, 1990	160,504.37
Beaches and Boardwalks		All Other		PROPERTY ACQUIRED BY DEED OR FORECLOSURE	
Parks, Playgrounds, Shade Trees	136,479.00	CAPITAL DEBT AUTHORIZED, DECEMBER 31, 1990		Balance January 1, 1990	227,000.00
Land Reclamation & Conservation	12,091.40	ISSUED AND UNISSUED		Transfers From Taxes or Liens	
Other Recreational Services	63,705.16	GROSS DEBT		Sale for Cash (1990)	
EDUCATION (excluding schools)		NET DEBT		Cancelled, Abated or Adjusted (1990)	
Libraries	176,125.00	6,106,813		Balance December 31, 1990	227,000.00
Other Educational Services		6,106,813		CURRENT FINANCES DECEMBER 31, 1990	
STATUTORY EXPENDITURES		ISSUED AND OUTSTANDING		ASSETS	
Pensions & F. I. C. A.	378,646.78	School		Cash Dec. 31, 1990	2,051,940.72
Employee Fringe Benefits	311,542.00	Self-Liquidating		Taxes Receivable	499,011.31
Other Statutory Expenditures		Other		Tax Title Liens	160,504.37
CETA And Other Public Employment Programs		Total		Foreclosed Property	227,000.00
MUNICIPAL FUNCTIONS TOTAL	6,703,043.73	EQUALIZED VALUATION BASIS		Emergencies & Other Deferred Charges	321,800.00
CAPITAL IMPROVEMENTS *MEMO*	61,000.00	FOR NET DEBT COMPUTATION		State and Federal Aid Receivable	
DEBT SERVICE		REAL PROPERTY VALUATIONS		Other Receivables	251,747.65
Principal Payments	525,000.00	Code Class # of Parcels % VAL'N		Total	3,512,004.05
Interest Payments	425,430.12	ASSESSED VALUATION		LIABILITIES, RESERVES, AND SURPLUS	
DEFERRED CHARGES	211,311.20	1 Vacant Land 440 7.23		Cash Liabilities	875,983.75
SCHOOL, COUNTY, SPECIAL DISTRICT TAXES	15,315,516.64	2 Residential 4087 88.26		Reserves for Receivables	1,138,263.33
RESERVE FOR UNCOLLECTED TAXES	547,986.50	3 Farm 20 .21		Surplus Dec. 31, 1990	1,497,756.97
EXPENDITURES TOTAL	23,733,233.19	4a Commercial 55 2.94		Total	3,512,004.05
		4b Industrial 15 1.36			
		4c Apartments			
		Total 4617			
		Land Area 27.50 Sq. Miles			
		Net Valuation Taxable-Municipal			
		Net Valuation Taxable-County			
		State Equalized Valuation			
		State Equalization Ratio			



0252  
Population 1980 11,111  
Population 1990 10,603  
S & P Rating  
Moody Rating A1

General Tax Rate Per \$100. 1.91  
State Equalized Tax Rate 1.84

RIVER EDGE BOROUGH - BERGEN COUNTY  
Form of Government  
Borough Council  
Number of Members - 6

PER CAPITA:  
Gross Debt 881.15  
Net Debt 615.63  
Debt Service 64.69  
Total Tax Levy 1,475.64  
Municipal Expenditures 689.49  
PER CENT:  
Gross Debt 1.12  
Net Debt .79  
Tax Levy Collected 97.50  
Tax Levy Cancelled, Abated or Adjusted .45

EXPENDITURES		REVENUES-REALIZED		1990 PROPERTY TAX	
<b>GENERAL GOVERNMENT</b>				<b>STATE EQUALIZED TAX RATE</b>	
Governing Body & Public Boards		1990 Property Taxes Collected	15,334,084.16	Local District School Taxes	4,100,340.92
Municipal Clerk		1990 Payments in Lieu of Taxes		Regional & Consolidated School Tax	4,477,753.40
Financial Administration	111,917.00	Delinquent Tax & Lien Collections	228,246.11	School Taxes in Municipal Budget	
Assessment of Taxes	18,887.00	Business Personalty Replacement Taxes	82,811.43	County Taxes	2,085,450.84
Collection of Taxes	31,379.00	Taxes from Public Utilities	794,534.00	County Library Taxes	
Planning, Housing & Development	3,941.00	Other Miscellaneous Tax Revenues		Local Municipal Purpose Taxes	4,915,362.00
Human Resources	11,915.81	State Aid Revenues	152,503.33	Veteran & Senior Citizen Taxes	105,300.00
Elections		Federal Aid Revenues		Total Taxes for Rate Computation	15,634,207.16
General Administration (other)	559,374.27	State and Local Fiscal Assistance Act Utilized		Special District Taxes	
<b>JUDICIARY</b>		Sale of Acquired Property		Bank Corp. Taxes	
Municipal Courts	173,542.00	Other Miscellaneous Revenues	938,749.97	Added and Omitted Taxes	67,344.31
<b>PUBLIC SAFETY</b>		Total	17,530,934.05	Total Taxes Levied - ABSTRACT	15,646,251.47
Fire Protection	146,893.30	Prior Years Surplus Appropriated	1,160,000.00	Total Taxes Billed	15,727,245.18
Police Protection	1,413,011.53	REVENUES TOTAL	18,690,934.05	1990 TAXES COLLECTED	15,334,084.16
Civil Defense & Disaster Control	8,605.00	Reserve For Uncollected Taxes	633,191.48	1990 Taxes Cancelled, Abated or Adjusted	71,012.51
Environmental Inspection & Control	31,655.00	<b>CAPITAL OUTLAY TOTAL</b>	580,493.65	Transfer to Tax Title Liens or Foreclosed	
Other Public Safety				Balance Outstanding Dec. 31, 1990	322,148.51
<b>PUBLIC WORKS</b>				<b>PRIOR YEARS TAXES OUTSTANDING</b>	
Streets and Drainage	523,788.89	Public Enterprises		Balance January 1, 1990	231,983.89
Sewers and Sewage Processing	518,672.06	Recreation-Culture		Collected in 1990	219,022.83
Garbage and Trash Disposal	778,413.22	Public Works	39,250.76	Cancelled, Abated or Adjusted 1990	8,197.14
Public Buildings and Grounds	57,339.00	Buildings and Grounds	491,242.89	Transfers to Tax Title Liens or Foreclosed	4,757.10
Other Public Works	31,815.92	Library and Education		Balance December 31, 1990	6.82
<b>HEALTH and WELFARE</b>		Conservation		<b>TAX TITLE LIENS OUTSTANDING</b>	
Health Services Except Environmental	71,331.00	All Other		Balance January 1, 1990	9,223.28
Welfare-Public Assistance	12,928.00	<b>CAPITAL DEBT AUTHORIZED, DECEMBER 31, 1990</b>		Transfer From Taxes	4,889.46
Hospital, Clinics, First Aid		<b>ISSUED AND UNISSUED</b>		Redeemed in 1990	9,223.83
Animal, Insect, & Rodent Control	4,750.00	School	2,815,306	Cancelled, Abated or Adjusted (1990)	
Other Welfare Services	1,000.00	Self-Liquidating		Transfers to Foreclosed Property	
<b>RECREATION and CONSERVATION</b>		Other	6,527,542	Balance December 31, 1990	4,888.91
Beaches and Boardwalks		Total	9,342,848	<b>PROPERTY ACQUIRED BY DEED OR FORECLOSURE</b>	
Parks, Playgrounds, Shade Trees	2,850.00	<b>ISSUED AND OUTSTANDING</b>		Balance January 1, 1990	
Land Reclamation & Conservation	200,167.31	School	439,731.80	Transfers From Taxes or Liens	
Other Recreational Services	53,281.00	Self-Liquidating		Sale for Cash (1990)	
<b>EDUCATION (excluding schools)</b>		Other	4,850,000.00	Cancelled, Abated or Adjusted (1990)	
Libraries	367,592.00	Total	5,289,731.80	Balance December 31, 1990	
Other Educational Services		<b>EQUALIZED VALUATION BASIS</b>		<b>CURRENT FINANCES DECEMBER 31, 1990</b>	
<b>STATUTORY EXPENDITURES</b>		<b>FOR NET DEBT COMPUTATION</b>	832,661,591	<b>ASSETS</b>	
Pensions & F. I. C. A.	388,897.90	<b>REAL PROPERTY VALUATIONS</b>		Cash Dec. 31, 1990	5,921,511.80
Employee Fringe Benefits	240,100.00	Code Class # of Parcels % VAL'N		Taxes Receivable	322,155.33
Other Statutory Expenditures	250.00	1 Vacant Land 123 1.04		Tax Title Liens	4,888.91
<b>CETA And Other Public Employment Programs</b>		2 Residential 3154 83.11		Foreclosed Property	
<b>MUNICIPAL FUNCTIONS</b>		3 Farm		Emergencies & Other Deferred Charges	68,000.00
<b>CAPITAL IMPROVEMENTS</b>		4a Commercial 114 10.07		State and Federal Aid Receivable	1,350.55
<b>DEBT SERVICE</b>		4b Industrial 6 .52		Other Receivables	
Principal Payments	375,000.00	4c Apartments 16 5.26		Total	6,317,906.59
Interest Payments	310,937.50	Total 3413		<b>LIABILITIES, RESERVES, AND SURPLUS</b>	
<b>DEFERRED CHARGES</b>		Land Area 1.90 Sq. Miles		Cash Liabilities	774,982.51
<b>SCHOOL, COUNTY, SPECIAL DISTRICT TAXES</b>		Net Valuation Taxable-Municipal	819,890,098	Reserves for Receivables	327,044.79
<b>RESERVE FOR UNCOLLECTED TAXES</b>		Net Valuation Taxable-County	873,620,078	Surplus Dec. 31, 1990	5,215,879.29
<b>EXPENDITURES</b>		State Equalized Valuation	850,565,958	Total	6,317,906.59
<b>TOTAL</b>	17,974,174.67	State Equalization Ratio	96.34		

0253  
Population 1980 9,489  
Population 1990 9,410  
S & P Rating  
Moody Rating

General Tax Rate Per \$100. 2.95  
State Equalized Tax Rate 1.81

RIVER VALE TOWNSHIP - BERGEN COUNTY  
Form of Government  
Mayor-Council Plan E (OMCL 50)  
Number of Members - 5

PER CAPITA:  
Gross Debt 383.65  
Net Debt 373.85  
Debt Service 100.71  
Total Tax Levy 1,799.44  
Municipal Expenditures 563.06  
PER CENT:  
Gross Debt .40  
Net Debt .39  
Tax Levy Collected 98.72  
Tax Levy Cancelled, Abated or Adjusted .18

EXPENDITURES		REVENUES-REALIZED		1990 PROPERTY TAX	
GENERAL GOVERNMENT				STATE EQUALIZED TAX RATE	
Governing Body & Public Boards	5,400.00	1990 Property Taxes Collected		Local District School Taxes	7,146,785.00
Municipal Clerk	54,315.00	1990 Payments in Lieu of Taxes		Regional & Consolidated School Tax	3,398,616.55
Financial Administration	228,064.00	Delinquent Tax & Lien Collections		School Taxes in Municipal Budget	
Assessment of Taxes	23,092.00	Business Personalty Replacement Taxes		County Taxes	2,215,794.35
Collection of Taxes		Taxes from Public Utilities		County Library Taxes	
Planning, Housing & Development	11,380.00	Other Miscellaneous Tax Revenues		Local Municipal Purpose Taxes	4,062,096.00
Human Resources	52,299.00	State Aid Revenues		Veteran & Senior Citizen Taxes	67,850.00
Elections		Federal Aid Revenues		Total Taxes for Rate Computation	16,891,141.90
General Administration (other)	478,600.00	State and Local Fiscal Assistance Act Utilized		Special District Taxes	
JUDICIARY		Sale of Acquired Property		Bank Corp. Taxes	
Municipal Courts	24,925.00	Other Miscellaneous Revenues		Added and Omitted Taxes	109,416.85
PUBLIC SAFETY		Total		Total Taxes Levied - ABSTRACT	16,932,708.75
Fire Protection	183,101.00	Prior Years Surplus Appropriated		Total Taxes Billed	16,978,315.08
Police Protection	1,189,061.00	REVENUES TOTAL		1990 TAXES COLLECTED	16,760,925.36
Civil Defense & Disaster Control		Reserve For Uncollected Taxes		1990 Taxes Cancelled, Abated or Adjusted	30,769.97
Environmental Inspection & Control	52,360.00	CAPITAL OUTLAY TOTAL		Transfer to Tax Title Liens or Foreclosed	23.60
Other Public Safety				Balance Outstanding Dec. 31, 1990	186,596.15
PUBLIC WORKS				PRIOR YEARS TAXES OUTSTANDING	
Streets and Drainage	167,010.68	Public Enterprises		Balance January 1, 1990	155,951.89
Sewers and Sewage Processing	393,149.00	Recreation-Culture		Collected in 1990	152,566.52
Garbage and Trash Disposal	248,824.00	Public Works		Cancelled, Abated or Adjusted 1990	3,385.37
Public Buildings and Grounds	93,295.00	Buildings and Grounds		Transfers to Tax Title Liens or Foreclosed	
Other Public Works	425,162.00	Library and Education		Balance December 31, 1990	
HEALTH and WELFARE		Conservation		TAX TITLE LIENS OUTSTANDING	
Health Services Except Environmental	43,397.00	All Other		Balance January 1, 1990	223.47
Welfare-Public Assistance	6,000.00	CAPITAL DEBT AUTHORIZED, DECEMBER 31, 1990		Transfer From Taxes	23.60
Hospital, Clinics, First Aid		ISSUED AND UNISSUED GROSS DEBT NET DEBT		Redeemed in 1990	
Animal, Insect, & Rodent Control	3,000.00	School 92,211		Cancelled, Abated or Adjusted (1990)	
Other Welfare Services		Self-Liquidating		Transfers to Foreclosed Property	
RECREATION and CONSERVATION		Other 3,517,953		Balance December 31, 1990	247.07
Beaches and Boardwalks		Total 3,610,164		PROPERTY ACQUIRED BY DEED OR	
Parks, Playgrounds, Shade Trees	7,500.00	ISSUED AND OUTSTANDING		FORECLOSURE	
Land Reclamation & Conservation		School 92,211.68		Balance January 1, 1990	299,300.00
Other Recreational Services	44,800.00	Self-Liquidating		Transfers From Taxes or Liens	
EDUCATION (excluding schools)		Other 3,322,690.00		Sale for Cash (1990)	
Libraries	261,355.00	Total 3,414,901.68		Cancelled, Abated or Adjusted (1990)	
Other Educational Services		EQUALIZED VALUATION BASIS FOR NET DEBT COMPUTATION		Balance December 31, 1990	299,300.00
STATUTORY EXPENDITURES		REAL PROPERTY VALUATIONS		CURRENT FINANCES DECEMBER 31, 1990	
Pensions & F. I. C. A.	334,002.00	Code Class # of Parcels % VAL'N ASSESSED VALUATION		ASSETS	
Employee Fringe Benefits		1 Vacant Land 104 .88 5,021,600.00		Cash Dec. 31, 1990	1,607,214.63
Other Statutory Expenditures	1,500.00	2 Residential 3065 91.57 523,077,900.00		Taxes Receivable	186,596.15
CETA And Other Public Employment Programs		3 Farm 1 .06 365,000.00		Tax Title Liens	247.07
MUNICIPAL FUNCTIONS TOTAL	4,332,091.68	4a Commercial 46 6.35 36,276,900.00		Foreclosed Property	299,300.00
CAPITAL IMPROVEMENTS *MEMO*	9,500.00	4b Industrial 1 .15 862,500.00		Emergencies & Other Deferred Charges	47,000.00
DEBT SERVICE		4c Apartments 4 .98 5,598,800.00		State and Federal Aid Receivable	
Principal Payments	740,235.00	Total 3221 571,202,700.00		Other Receivables	4,578.86
Interest Payments	207,468.62	Land Area 4.20 Sq. Miles		Total	2,144,936.71
DEFERRED CHARGES	18,618.06	Net Valuation Taxable-Municipal		LIABILITIES, RESERVES, AND SURPLUS	
SCHOOL, COUNTY, SPECIAL DISTRICT TAXES	12,761,195.90	Net Valuation Taxable-County		Cash Liabilities	1,115,030.30
RESERVE FOR UNCOLLECTED TAXES		State Equalized Valuation		Reserves for Receivables	490,722.08
EXPENDITURES TOTAL	18,059,609.26	State Equalization Ratio		Surplus Dec. 31, 1990	539,184.33
				Total	2,144,936.71



1433

Population 1980 2,530

Population 1990 2,370

S &amp; P Rating

Moody Rating

A

General Tax Rate Per \$100. 6.68

State Equalized Tax Rate 1.68

## RIVERDALE BOROUGH - MORRIS COUNTY

Form of Government

Borough Council

Number of Members - 6

PER CAPITA:

Gross Debt 453.38

Net Debt 274.06

Debt Service 157.51

Total Tax Levy 1,890.98

Municipal Expenditures 1,005.33

PER CENT:

Gross Debt .43

Net Debt .26

Tax Levy Collected 92.07

Tax Levy Cancelled, Abated

or Adjusted .54

EXPENDITURES		REVENUES-REALIZED		1990 PROPERTY TAX	
GENERAL GOVERNMENT				STATE EQUALIZED TAX RATE .85	
Governing Body & Public Boards		1990 Property Taxes Collected	4,129,921.15	Local District School Taxes	2,193,791.94
Municipal Clerk		1990 Payments in Lieu of Taxes		Regional & Consolidated School Tax	
Financial Administration	24,473.61	Delinquent Tax & Lien Collections	127,265.57	School Taxes in Municipal Budget	
Assessment of Taxes	70,491.05	Business Personalty Replacement Taxes	78,424.96	County Taxes	654,195.47
Collection of Taxes	30,884.59	Taxes from Public Utilities	302,989.00	County Library Taxes	
Planning, Housing & Development	54,093.00	Other Miscellaneous Tax Revenues		Local Municipal Purpose Taxes	1,456,616.60
Human Resources		State Aid Revenues	20,666.33	Veteran & Senior Citizen Taxes	25,250.00
Elections		Federal Aid Revenues		Total Taxes for Rate Computation	4,329,853.91
General Administration (other)	208,323.92	State and Local Fiscal Assistance Act Utilized		Special District Taxes	
JUDICIARY		Sale of Acquired Property		Bank Corp. Taxes	
Municipal Courts	46,165.13	Other Miscellaneous Revenues	274,752.16	Added and Omitted Taxes	177,006.39
PUBLIC SAFETY		Total	4,934,019.17	Total Taxes Levied - ABSTRACT	4,481,612.30
Fire Protection	38,481.08	Prior Years Surplus Appropriated	140,000.00	Total Taxes Billed	4,485,424.29
Police Protection	591,331.05	REVENUES TOTAL	5,074,019.17	1990 TAXES COLLECTED	4,129,921.15
Civil Defense & Disaster Control	2,775.00	Reserve For Uncollected Taxes	261,517.00	1990 Taxes Cancelled, Abated or Adjusted	24,381.32
Environmental Inspection & Control	25,119.98	CAPITAL OUTLAY TOTAL	19,043.11	Transfer to Tax Title Liens or Foreclosed	25,938.44
Other Public Safety				Balance Outstanding Dec. 31, 1990	305,183.38
PUBLIC WORKS				PRIOR YEARS TAXES OUTSTANDING	
Streets and Drainage	105,227.54	Public Enterprises		Balance January 1, 1990	143,100.48
Sewers and Sewage Processing		Recreation-Culture		Collected in 1990	127,265.57
Garbage and Trash Disposal	293,297.68	Public Works	2,625.87	Cancelled, Abated or Adjusted 1990	398.35
Public Buildings and Grounds	9,425.87	Buildings and Grounds	16,417.24	Transfers to Tax Title Liens or Foreclosed	5,902.16
Other Public Works	17,150.00	Library and Education		Balance December 31, 1990	9,534.40
HEALTH and WELFARE		Conservation		TAX TITLE LIENS OUTSTANDING	
Health Services Except Environmental	37,808.32	All Other		Balance January 1, 1990	
Welfare-Public Assistance	11,031.00	CAPITAL DEBT AUTHORIZED, DECEMBER 31, 1990		Transfer From Taxes	32,902.53
Hospital, Clinics, First Aid		ISSUED AND UNISSUED		Redeemed in 1990	
Animal, Insect, & Radent Control		School	425,000	Cancelled, Abated or Adjusted (1990)	
Other Welfare Services		Self-Liquidating	30,000	Transfers to Foreclosed Property	
RECREATION and CONSERVATION		Other	619,518	Balance December 31, 1990	32,902.53
Beaches and Boardwalks		Total	1,074,518	PROPERTY ACQUIRED BY DEED OR	
Parks, Playgrounds, Shade Trees	6,889.42			FORECLOSURE	
Land Reclamation & Conservation		ISSUED AND OUTSTANDING		Balance January 1, 1990	
Other Recreational Services	350.00	School	425,000.00	Transfers From Taxes or Liens	
EDUCATION (excluding schools)		Self-Liquidating	30,000.00	Sale for Cash (1990)	
Libraries	8,510.03	Other	590,342.58	Cancelled, Abated or Adjusted (1990)	
Other Educational Services		Total	1,045,342.53	Balance December 31, 1990	
STATUTORY EXPENDITURES		EQUALIZED VALUATION BASIS		CURRENT FINANCES DECEMBER 31, 1990	
Pensions & F. I. C. A.	106,135.96	FOR NET DEBT COMPUTATION	249,580.326	ASSETS	
Employee Fringe Benefits	53,220.00	REAL PROPERTY VALUATIONS		Cash Dec. 31, 1990	437,083.94
Other Statutory Expenditures	100.00	Code Class # of Parcels % VAL'N	ASSESSED VALUATION	Taxes Receivable	314,717.79
CETA And Other Public Employment Programs		1 Vacant Land 177 5.31	3,295,900.00	Tax Title Liens	32,902.53
MUNICIPAL FUNCTIONS TOTAL	1,741,334.23	2 Residential 763 58.14	36,087,300.00	Foreclosed Property	
CAPITAL IMPROVEMENTS *MEMO*		3 Farm 79 24.32	15,093,400.00	Emergencies & Other Deferred Charges	115,000.00
DEBT SERVICE		4a Commercial 20 12.14	7,535,700.00	State and Federal Aid Receivable	1,271.88
Principal Payments	310,000.00	4c Apartments 1 .09	53,500.00	Other Receivables	52,582.43
Interest Payments	63,290.00	Total 1040	62,065,800.00	Total	953,558.56
DEFERRED CHARGES	6,500.00	Land Area 1.87 Sq. Miles		LIABILITIES, RESERVES, AND SURPLUS	
SCHOOL, COUNTY, SPECIAL DISTRICT TAXES	2,847,937.31	Net Valuation Taxable-Municipal	64,497,244	Cash Liabilities	346,676.09
RESERVE FOR UNCOLLECTED TAXES	261,517.00	Net Valuation Taxable-County	256,596,234	Reserves for Receivables	375,862.34
EXPENDITURES TOTAL	5,230,623.54	State Equalized Valuation	249,804,102	Surplus Dec. 31, 1990	231,019.63
		State Equalization Ratio	25.29	Total	953,558.56



0330

Population 1980 7,941

Population 1990 7,974

S &amp; P Rating

Moody Rating

General Tax Rate Per \$100.

4.55

State Equalized Tax Rate

2.06

## RIVERSIDE TOWNSHIP - BURLINGTON CO.

Form of Government  
Township Committee  
Number of Members - 5

PER CAPITA:

Gross Debt

527.56

Net Debt

498.70

Debt Service

42.90

Total Tax Levy

707.25

Municipal Expenditures

352.81

PER CENT:

Gross Debt

1.75

Net Debt

1.66

Tax Levy Collected

94.60

Tax Levy Cancelled, Abated

or Adjusted

.13

EXPENDITURES		REVENUES-REALIZED		1990 PROPERTY TAX	
GENERAL GOVERNMENT		1990 Property Taxes Collected		STATE EQUALIZED TAX RATE	
Governing Body & Public Boards			5,335,111.01	Local District School Taxes	1.03
Municipal Clerk				Regional & Consolidated School Tax	2,710,412.77
Financial Administration	49,295.00	1990 Payments in Lieu of Taxes		School Taxes in Municipal Budget	
Assessment of Taxes	16,731.00	Delinquent Tax & Lien Collections	207,946.54	County Taxes	.57
Collection of Taxes	28,055.00	Business Personalty Replacement Taxes	177,822.96	County Library Taxes	.03
Planning, Housing & Development	8,664.00	Taxes from Public Utilities	491,026.00	Local Municipal Purpose Taxes	.44
Human Resources	48,115.03	Other Miscellaneous Tax Revenues		Veteran & Senior Citizen Taxes	
Elections		State Aid Revenues	54,871.15	Total Taxes for Rate Computation	2.07
General Administration (other)	293,467.30	Federal Aid Revenues		Special District Taxes	
JUDICIARY		State and Local Fiscal Assistance Act Utilized		Bank Corp. Taxes	
Municipal Courts	42,473.35	Sale of Acquired Property		Added and Omitted Taxes	8,972.76
PUBLIC SAFETY		Other Miscellaneous Revenues	666,305.55	Total Taxes Levied - ABSTRACT	5,639,648.01
Fire Protection	1,000.00	Total	6,933,083.21	Total Taxes Billed	5,639,648.01
Police Protection	585,012.49	Prior Years Surplus Appropriated	359,000.00	1990 TAXES COLLECTED	5,335,111.01
Civil Defense & Disaster Control	300.00	REVENUES TOTAL	7,291,083.21	1990 Taxes Cancelled, Abated or Adjusted	7,394.16
Environmental Inspection & Control	37,628.00	Reserve For Uncollected Taxes	272,000.00	Transfer to Tax Title Liens or Foreclosed	
Other Public Safety		CAPITAL OUTLAY TOTAL	337,784.14	Balance Outstanding Dec. 31, 1990	297,142.84
PUBLIC WORKS				PRIOR YEARS TAXES OUTSTANDING	
Streets and Drainage	250,637.00	Public Enterprises		Balance January 1, 1990	303,055.74
Sewers and Sewage Processing		Recreation—Culture		Collected in 1990	199,722.53
Garbage and Trash Disposal	355,000.00	Public Works	218,140.37	Cancelled, Abated or Adjusted 1990	
Public Buildings and Grounds	40,000.00	Buildings and Grounds	119,643.77	Transfers to Tax Title Liens or Foreclosed	
Other Public Works		Library and Education		Balance December 31, 1990	103,333.21
HEALTH and WELFARE		Conservation		TAX TITLE LIENS OUTSTANDING	
Health Services Except Environmental	4,164.00	All Other		Balance January 1, 1990	8,987.10
Welfare-Public Assistance	15,956.00	CAPITAL DEBT AUTHORIZED, DECEMBER 31, 1990		Transfer From Taxes	
Hospital, Clinics, First Aid		ISSUED AND UNISSUED		Redeemed in 1990	8,224.01
Animal, Insect, & Rodent Control	8,000.00	School	165,000	Cancelled, Abated or Adjusted (1990)	
Other Welfare Services		Self-Liquidating		Transfers to Foreclosed Property	
RECREATION and CONSERVATION		Other	4,041,756	Balance December 31, 1990	763.09
Beaches and Boardwalks		Total	4,206,756	PROPERTY ACQUIRED BY DEED OR	
Parks, Playgrounds, Shade Trees	18,666.00			FORECLOSURE	
Land Reclamation & Conservation	28,346.01	ISSUED AND OUTSTANDING		Balance January 1, 1990	12,630.00
Other Recreational Services	5,150.00	School	165,000.00	Transfers From Taxes or Liens	
EDUCATION (excluding schools)		Self-Liquidating		Sale for Cash (1990)	
Libraries	20,000.00	Other	3,221,700.00	Cancelled, Abated or Adjusted (1990)	
Other Educational Services		Total	3,386,700.00	Balance December 31, 1990	12,630.00
STATUTORY EXPENDITURES		EQUALIZED VALUATION BASIS		CURRENT FINANCES DECEMBER 31, 1990	
Pensions & F. I. C. A.	118,439.00	FOR NET DEBT COMPUTATION	239,705,043	ASSETS	
Employee Fringe Benefits	164,000.00	REAL PROPERTY VALUATIONS		Cash Dec. 31, 1990	1,845,279.57
Other Statutory Expenditures	8,000.00	Code Class # of Parcels % VAL'N		Taxes Receivable	400,476.05
CETA And Other Public Employment Programs		1 Vacant Land 136 1.19	1,413,900.00	Tax Title Liens	763.09
MUNICIPAL FUNCTIONS TOTAL	2,147,149.18	2 Residential 2387 77.72	92,073,100.00	Foreclosed Property	12,630.00
CAPITAL IMPROVEMENTS *MEMO*		3 Farm		Emergencies & Other Deferred Charges	64,480.00
DEBT SERVICE		4a Commercial 157 9.10	10,783,400.00	State and Federal Aid Receivable	
Principal Payments	110,000.00	4b Industrial 24 9.00	10,659,650.00	Other Receivables	17,824.46
Interest Payments	232,007.00	4c Apartments 17 2.98	3,532,500.00	Total	2,341,453.17
		Total 2721	118,462,550.00	LIABILITIES, RESERVES, AND SURPLUS	
DEFERRED CHARGES	52,120.00	Land Area 1.54 Sq. Miles		Cash Liabilities	1,539,289.40
SCHOOL, COUNTY, SPECIAL DISTRICT TAXES	4,474,475.25	Net Valuation Taxable-Municipal	119,692,645	Reserves for Receivables	431,693.60
RESERVE FOR UNCOLLECTED TAXES	272,000.00	Net Valuation Taxable-County	256,752,873	Surplus Dec. 31, 1990	370,470.17
EXPENDITURES TOTAL	7,287,811.43	State Equalized Valuation	262,910,126	Total	2,341,453.17
		State Equalization Ratio	45.27		

0331  
 Population 1980 3,068  
 Population 1990 2,775  
 S & P Rating  
 Moody Rating AAA  
 General Tax Rate Per \$100. 2.26  
 State Equalized Tax Rate 2.12

RIVERTON BOROUGH - BURLINGTON CO.  
 Form of Government  
 Borough Council  
 Number of Members - 6

PER CAPITA:  
 Gross Debt 668.54  
 Net Debt 638.34  
 Debt Service 66.75  
 Total Tax Levy 1,074.32  
 Municipal Expenditures 556.49  
 PER CENT:  
 Gross Debt 1.43  
 Net Debt 1.37  
 Tax Levy Collected 97.01  
 Tax Levy Cancelled, Abated or Adjusted .44

EXPENDITURES		REVENUES-REALIZED		1990 PROPERTY TAX	
<b>GENERAL GOVERNMENT</b>				<b>STATE EQUALIZED TAX RATE</b>	
Governing Body & Public Boards		1990 Property Taxes Collected	2,392,437.00	Local District School Taxes	1,394,459.00
Municipal Clerk		1990 Payments in Lieu of Taxes	4,000.00	Regional & Consolidated School Tax	
Financial Administration	28,031.50	Delinquent Tax & Lien Collections	80,216.85	School Taxes in Municipal Budget	
Assessment of Taxes	14,130.10	Business Personalty Replacement Taxes	15,291.92	County Taxes	764,716.53
Collection of Taxes		Taxes from Public Utilities	160,082.00	County Library Taxes	43,952.50
Planning, Housing & Development	10,520.00	Other Miscellaneous Tax Revenues		Local Municipal Purpose Taxes	772,485.45
Human Resources		State Aid Revenues	18,365.12	Veteran & Senior Citizen Taxes	24,500.00
Elections		Federal Aid Revenues		Total Taxes for Rate Computation	3,000,113.53
General Administration (other)	161,850.00	State and Local Fiscal Assistance Act Utilized		Special District Taxes	
<b>JUDICIARY</b>		Sale of Acquired Property		Bank Corp. Taxes	
Municipal Courts	42,468.00	Other Miscellaneous Revenues	496,920.27	Added and Omitted Taxes	5,625.88
<b>PUBLIC SAFETY</b>		Total	3,667,313.16	Total Taxes Levied - ABSTRACT	2,981,239.41
Fire Protection	51,943.50	Prior Years Surplus Appropriated	135,000.00	Total Taxes Billed	2,981,641.55
Police Protection	265,300.00	REVENUES TOTAL	3,802,313.16	1990 TAXES COLLECTED	2,892,437.00
Civil Defense & Disaster Control	250.00	Reserve For Uncollected Taxes	105,910.16	1990 Taxes Cancelled, Abated or Adjusted	13,208.94
Environmental Inspection & Control	14,455.00	<b>CAPITAL OUTLAY TOTAL</b>	257,822.52	Transfer to Tax Title Liens or Foreclosed	
Other Public Safety				Balance Outstanding Dec. 31, 1990	75,995.01
<b>PUBLIC WORKS</b>				<b>PRIOR YEARS TAXES OUTSTANDING</b>	
Streets and Drainage	102,330.00	Public Enterprises		Balance January 1, 1990	66,894.33
Sewers and Sewage Processing	165,200.00	Recreation-Culture		Collected in 1990	57,079.79
Garbage and Trash Disposal	210,000.00	Public Works	63,595.64	Cancelled, Abated or Adjusted 1990	3.25
Public Buildings and Grounds	200.00	Buildings and Grounds	194,226.88	Transfers to Tax Title Liens or Foreclosed	
Other Public Works	11,300.00	Library and Education		Balance December 31, 1990	9,811.29
<b>HEALTH and WELFARE</b>		Conservation		<b>TAX TITLE LIENS OUTSTANDING</b>	
Health Services Except Environmental	3,205.00	All Other		Balance January 1, 1990	23,137.06
Welfare-Public Assistance	2,150.00	<b>CAPITAL DEBT AUTHORIZED, DECEMBER 31, 1990</b>		Transfer From Taxes	
Hospital, Clinics, First Aid		<b>ISSUED AND UNISSUED</b>		Redeemed in 1990	23,137.06
Animal, Insect, & Rodent Control		School	27,000	Cancelled, Abated or Adjusted (1990)	
Other Welfare Services		Self-Liquidating		Transfers to Foreclosed Property	
<b>RECREATION and CONSERVATION</b>		Other	1,828,200	Balance December 31, 1990	
Beaches and Boardwalks		Total	1,855,200	<b>PROPERTY ACQUIRED BY DEED OR FORECLOSURE</b>	
Parks, Playgrounds, Shade Trees	9,220.00			Balance January 1, 1990	2,300.00
Land Reclamation & Conservation	1,558.88	<b>ISSUED AND OUTSTANDING</b>		Transfers From Taxes or Liens	
Other Recreational Services	21,820.00	School	27,000.00	Sale for Cash (1990)	
<b>EDUCATION (excluding schools)</b>		Self-Liquidating		Cancelled, Abated or Adjusted (1990)	
Libraries	5,000.00	Other	1,309,250.00	Balance December 31, 1990	2,300.00
Other Educational Services		Total	1,336,250.00	<b>CURRENT FINANCES DECEMBER 31, 1990</b>	
<b>STATUTORY EXPENDITURES</b>		<b>EQUALIZED VALUATION BASIS FOR NET DEBT COMPUTATION</b>		<b>ASSETS</b>	
Pensions & F. I. C. A.	44,569.90	<b>REAL PROPERTY VALUATIONS</b>		Cash Dec. 31, 1990	1,203,941.71
Employee Fringe Benefits	39,600.00	Code Class # of Parcels % VAL'N		Taxes Receivable	85,806.90
Other Statutory Expenditures	100.00	1 Vacant Land 31 1.07		Tax Title Liens	
CETA And Other Public Employment Programs		2 Residential 875 89.75		Foreclosed Property	2,300.00
<b>MUNICIPAL FUNCTIONS</b>		3 Farm		Emergencies & Other Deferred Charges	5,000.00
<b>CAPITAL IMPROVEMENTS</b>		4a Commercial 44 5.89		State and Federal Aid Receivable	
<b>DEBT SERVICE</b>		4b Industrial 1 .82		Other Receivables	37,176.73
Principal Payments	85,250.00	4c Apartments 10 2.47		Total	1,334,225.34
Interest Payments	99,972.75	Total 961		<b>LIABILITIES, RESERVES, AND SURPLUS</b>	
<b>DEFERRED CHARGES</b>		Land Area .70 Sq. Miles		Cash Liabilities	861,529.63
<b>SCHOOL, COUNTY, SPECIAL DISTRICT TAXES</b>		Net Valuation Taxable-Municipal	131,740,379	Reserves for Receivables	125,283.63
<b>RESERVE FOR UNCOLLECTED TAXES</b>		Net Valuation Taxable-County	131,290,522	Surplus Dec. 31, 1990	347,412.08
<b>EXPENDITURES</b>		State Equalized Valuation	140,556,548	Total	1,334,225.34
<b>TOTAL</b>	3,747,375.69	State Equalization Ratio	93.71		



0254  
 Population 1980 5,603  
 Population 1990 5,587  
 S & P Rating  
 Moody Rating

General Tax Rate Per \$100. 1.96  
 State Equalized Tax Rate 1.42

**ROCHELLE PARK TOWNSHIP - BERGEN CO.**  
 Form of Government  
 Township Committee  
 Number of Members - 5

PER CAPITA:  
 Gross Debt 169.80  
 Net Debt 169.80  
 Debt Service  
 Total Tax Levy 1,470.03  
 Municipal Expenditures 819.79

PER CENT:  
 Gross Debt .18  
 Net Debt .18  
 Tax Levy Collected 97.34  
 Tax Levy Cancelled, Abated or Adjusted

EXPENDITURES		REVENUES-REALIZED		1990 PROPERTY TAX	
<b>GENERAL GOVERNMENT</b>				<b>STATE EQUALIZED TAX RATE</b>	
Governing Body & Public Boards	69,900.00	1990 Property Taxes Collected	8,000,631.09	Local District School Taxes	3,710,622.00
Municipal Clerk	94,801.00	1990 Payments in Lieu of Taxes		Regional & Consolidated School Tax	
Financial Administration	7,700.00	Delinquent Tax & Lien Collections	219,201.96	School Taxes in Municipal Budget	
Assessment of Taxes	32,800.00	Business Personalty Replacement Taxes	94,641.56	County Taxes	1,328,577.99
Collection of Taxes	9,050.00	Taxes from Public Utilities	390,340.00	County Library Taxes	
Planning, Housing & Development	30,790.30	Other Miscellaneous Tax Revenues	38,647.17	Local Municipal Purpose Taxes	3,150,378.00
Human Resources		State Aid Revenues		Veteran & Senior Citizen Taxes	89,550.00
Elections		Federal Aid Revenues		Total Taxes for Rate Computation	8,279,127.99
General Administration (other)	483,838.93	State and Local Fiscal Assistance Act Utilized		Special District Taxes	
<b>JUDICIARY</b>		Sale of Acquired Property		Bank Corp. Taxes	
Municipal Courts	55,300.00	Other Miscellaneous Revenues	513,097.60	Added and Omitted Taxes	23,492.09
<b>PUBLIC SAFETY</b>		Total	9,256,559.38	Total Taxes Levied - ABSTRACT	8,213,070.08
Fire Protection	105,679.00	Prior Years Surplus Appropriated	500,000.00	Total Taxes Billed	8,219,280.89
Police Protection	1,244,391.11	REVENUES TOTAL	9,756,559.38	1990 TAXES COLLECTED	8,000,631.09
Civil Defense & Disaster Control	500.00	Reserve For Uncollected Taxes	329,854.73	1990 Taxes Cancelled, Abated or Adjusted	
Environmental Inspection & Control	66,450.00	<b>CAPITAL OUTLAY TOTAL</b>	545,365.59	Transfer to Tax Title Liens or Foreclosed	
Other Public Safety				Balance Outstanding Dec. 31, 1990	218,649.80
<b>PUBLIC WORKS</b>				<b>PRIOR YEARS TAXES OUTSTANDING</b>	
Streets and Drainage	33,000.00	Public Enterprises		Balance January 1, 1990	230,782.71
Sewers and Sewage Processing	333,336.42	Recreation-Culture	115,700.95	Collected in 1990	219,201.96
Garbage and Trash Disposal	592,400.00	Public Works	80,933.07	Cancelled, Abated or Adjusted 1990	73.20
Public Buildings and Grounds	138,100.00	Buildings and Grounds	348,731.57	Transfers to Tax Title Liens or Foreclosed	
Other Public Works	195,000.00	Library and Education		Balance December 31, 1990	11,507.55
<b>HEALTH and WELFARE</b>		Conservation		<b>TAX TITLE LIENS OUTSTANDING</b>	
Health Services Except Environmental	44,500.00	All Other		Balance January 1, 1990	
Welfare-Public Assistance	21,500.00	<b>CAPITAL DEBT AUTHORIZED, DECEMBER 31, 1990</b>		Transfer From Taxes	
Hospital, Clinics, First Aid		<b>ISSUED AND UNISSUED GROSS DEBT NET DEBT</b>		Redeemed in 1990	
Animal, Insect, & Rodent Control	500.00	School		Cancelled, Abated or Adjusted (1990)	
Other Welfare Services		Self-Liquidating		Transfers to Foreclosed Property	
<b>RECREATION and CONSERVATION</b>		Other	948,683	Balance December 31, 1990	
Beaches and Boardwalks		Total	948,683	<b>PROPERTY ACQUIRED BY DEED OR FORECLOSURE</b>	
Parks, Playgrounds, Shade Trees	12,000.00			Balance January 1, 1990	5,850.00
Land Reclamation & Conservation	75,165.49	<b>ISSUED AND OUTSTANDING</b>		Transfers From Taxes or Liens	
Other Recreational Services	20,500.00	School		Sale for Cash (1990)	
<b>EDUCATION (excluding schools)</b>		Self-Liquidating		Cancelled, Abated or Adjusted (1990)	
Libraries	40,000.00	Other	379,500.00	Balance December 31, 1990	5,850.00
Other Educational Services		Total	379,500.00	<b>CURRENT FINANCES DECEMBER 31, 1990</b>	
<b>STATUTORY EXPENDITURES</b>		<b>EQUALIZED VALUATION BASIS FOR NET DEBT COMPUTATION</b>	518,865,664	<b>ASSETS</b>	
Pensions & F. I. C. A.	229,925.04	<b>REAL PROPERTY VALUATIONS</b>		Cash Dec. 31, 1990	1,966,809.32
Employee Fringe Benefits		Code Class # of Parcels % VAL'N		Taxes Receivable	230,157.35
Other Statutory Expenditures		1 Vacant Land 73 1.45	5,744,700.00	Tax Title Liens	
<b>CETA And Other Public Employment Programs</b>		2 Residential 1720 58.35	231,076,500.00	Foreclosed Property	5,850.00
<b>MUNICIPAL FUNCTIONS TOTAL</b>	3,991,627.29	3 Farm	122,667,400.00	Emergencies & Other Deferred Charges	30,000.00
<b>CAPITAL IMPROVEMENTS *MEMO*</b>		4a Commercial 114 30.97	30,319,000.00	State and Federal Aid Receivable	11,144.57
<b>DEBT SERVICE</b>		4b Industrial 32 7.66	6,229,700.00	Other Receivables	
Principal Payments		4c Apartments 3 1.57	396,037,300.00	Total	2,243,961.24
Interest Payments		Total 1942		<b>LIABILITIES, RESERVES, AND SURPLUS</b>	
<b>DEFERRED CHARGES</b>	258,710.44	Land Area 1.10 Sq. Miles		Cash Liabilities	1,222,675.37
<b>SCHOOL, COUNTY, SPECIAL DISTRICT TAXES</b>	5,039,199.99	Net Valuation Taxable-Municipal	418,152,490	Reserves for Receivables	236,007.35
<b>RESERVE FOR UNCOLLECTED TAXES</b>	329,854.73	Net Valuation Taxable-County	556,271,775	Surplus Dec. 31, 1990	785,278.52
<b>EXPENDITURES TOTAL</b>	9,619,392.45	State Equalized Valuation	568,599,666	Total	2,243,961.24
		State Equalization Ratio	72.47		



1434

Population 1980 6,852  
 Population 1990 6,243  
 S & P Rating  
 Moody Rating A

General Tax Rate Per \$100.

1.94

State Equalized Tax Rate

1.92

ROCKAWAY BOROUGH - MORRIS COUNTY  
 Form of Government  
 Borough Council  
 Number of Members - 6

PER CAPITA:

Gross Debt 418.21  
 Net Debt 264.13  
 Debt Service 58.52  
 Total Tax Levy 1,406.78  
 Municipal Expenditures 610.11

PER CENT:

Gross Debt .59  
 Net Debt .37  
 Tax Levy Collected 96.32  
 Tax Levy Cancelled, Abated or Adjusted .31

EXPENDITURES		REVENUES-REALIZED		1990 PROPERTY TAX	
GENERAL GOVERNMENT		1990 Property Taxes Collected		STATE EQUALIZED TAX RATE	
Governing Body & Public Boards			3,462,846.19	Local District School Taxes	.62
Municipal Clerk		1990 Payments in Lieu of Taxes		Regional & Consolidated School Tax	.49
Financial Administration	53,700.00	Delinquent Tax & Lien Collections	222,712.85	School Taxes in Municipal Budget	
Assessment of Taxes	16,500.00	Business Personalty Replacement Taxes	182,949.40	County Taxes	.26
Collection of Taxes	27,700.00	Taxes from Public Utilities	312,061.00	County Library Taxes	
Planning, Housing & Development	20,900.00	Other Miscellaneous Tax Revenues		Local Municipal Purpose Taxes	.55
Human Resources	46,916.00	State Aid Revenues	48,403.95	Veteran & Senior Citizen Taxes	
Elections		Federal Aid Revenues		Total Taxes for Rate Computation	1.92
General Administration (other)	347,902.00	State and Local Fiscal Assistance Act Utilized		Special District Taxes	
JUDICIARY		Sale of Acquired Property		Bank Corp. Taxes	
Municipal Courts	40,350.00	Other Miscellaneous Revenues	399,525.57	Added and Omitted Taxes	
PUBLIC SAFETY		Total	9,623,498.96	Total Taxes Levied - ABSTRACT	39,959.57
Fire Protection	93,502.68	Prior Years Surplus Appropriated	500,000.00	Total Taxes Billed	8,782,550.55
Police Protection	615,180.34	REVENUES TOTAL	10,128,498.96	1990 TAXES COLLECTED	8,462,846.19
Civil Defense & Disaster Control	1,300.00	Reserve For Uncollected Taxes	506,354.65	1990 Taxes Cancelled, Abated or Adjusted	26,850.16
Environmental Inspection & Control	54,420.00	CAPITAL OUTLAY TOTAL	493,956.50	Transfer to Tax Title Liens or Foreclosed	36,256.54
Other Public Safety				Balance Outstanding Dec. 31, 1990	209,806.54
PUBLIC WORKS				PRIOR YEARS TAXES OUTSTANDING	
Streets and Drainage	271,750.00	Public Enterprises	12,458.44	Balance January 1, 1990	221,487.42
Sewers and Sewage Processing	270,301.65	Recreation-Culture	49,843.15	Collected in 1990	175,789.99
Garbage and Trash Disposal	495,000.00	Public Works	39,416.00	Cancelled, Abated or Adjusted 1990	6,512.87
Public Buildings and Grounds	35,935.00	Buildings and Grounds	225,951.02	Transfers to Tax Title Liens or Foreclosed	38,768.28
Other Public Works	17,000.00	Library and Education	116,282.89	Balance December 31, 1990	416.23
HEALTH and WELFARE		Conservation		TAX TITLE LIENS OUTSTANDING	
Health Services Except Environmental	82,395.00	All Other		Balance January 1, 1990	319,453.27
Welfare-Public Assistance	8,360.00			Transfer From Taxes	129,999.33
Hospital, Clinics, First Aid				Redeemed in 1990	46,922.86
Animal, Insect, & Rodent Control				Cancelled, Abated or Adjusted (1990)	15,285.13
Other Welfare Services				Transfers to Foreclosed Property	
RECREATION and CONSERVATION				Balance December 31, 1990	387,244.61
Beaches and Boardwalks	500.00			PROPERTY ACQUIRED BY DEED OR	
Parks, Playgrounds, Shade Trees				FORECLOSURE	
Land Reclamation & Conservation	14,678.00			Balance January 1, 1990	64,800.00
Other Recreational Services	50,265.00			Transfers From Taxes or Liens	
EDUCATION (excluding schools)				Sale for Cash (1990)	
Libraries	86,825.00			Cancelled, Abated or Adjusted (1990)	
Other Educational Services				Balance December 31, 1990	64,800.00
STATUTORY EXPENDITURES				CURRENT FINANCES DECEMBER 31, 1990	
Pensions & F. I. C. A.	143,900.00			ASSETS	
Employee Fringe Benefits	113,300.00			Cash Dec. 31, 1990	1,462,459.45
Other Statutory Expenditures	6,700.00			Taxes Receivable	210,222.82
CETA And Other Public Employment Programs				Tax Title Liens	387,244.61
MUNICIPAL FUNCTIONS TOTAL	2,915,280.67			Foreclosed Property	64,800.00
CAPITAL IMPROVEMENTS *MEMO*	25,000.00			Emergencies & Other Deferred Charges	62,262.68
DEBT SERVICE				State and Federal Aid Receivable	9,083.70
Principal Payments	245,000.00			Other Receivables	30,397.50
Interest Payments	120,325.95			Total	2,226,470.76
DEFERRED CHARGES	21,935.03			LIABILITIES, RESERVES, AND SURPLUS	
SCHOOL, COUNTY, SPECIAL DISTRICT TAXES	6,232,930.22			Cash Liabilities	610,270.73
RESERVE FOR UNCOLLECTED TAXES	506,354.65			Reserves for Receivables	677,228.19
EXPENDITURES TOTAL	10,041,826.52			Surplus Dec. 31, 1990	936,971.84
				Total	2,226,470.76

1435

Population 1980 19,850  
 Population 1990 19,572  
 S & P Rating A+  
 Moody Rating AAA

General Tax Rate Per \$100. 3.51  
 State Equalized Tax Rate 2.03

**ROCKAWAY TWP. - MORRIS CO.**  
 Form of Government  
 Mayor-Council Plan F (OMCL 50)  
 Number of Members - 9

PER CAPITA:  
 Gross Debt 1,513.51  
 Net Debt 1,191.83  
 Debt Service 99.61  
 Total Tax Levy 1,836.18  
 Municipal Expenditures 727.91

PER CENT:  
 Gross Debt 1.76  
 Net Debt 1.39  
 Tax Levy Collected 96.45  
 Tax Levy Cancelled, Abated or Adjusted 1.05

EXPENDITURES		REVENUES-REALIZED		1990 PROPERTY TAX	
<b>GENERAL GOVERNMENT</b>				<b>STATE EQUALIZED TAX RATE</b>	
Governing Body & Public Boards		1990 Property Taxes Collected	34,703,244.04	Local District School Taxes	14,027,893.50
Municipal Clerk		1990 Payments in Lieu of Taxes		Regional & Consolidated School Tax	7,862,326.68
Financial Administration	197,724.07	Delinquent Tax & Lien Collections	505,417.01	School Taxes in Municipal Budget	
Assessment of Taxes	112,640.00	Business Personalty Replacement Taxes	287,109.08	County Taxes	4,757,675.87
Collection of Taxes	125,776.00	Taxes from Public Utilities	823,906.00	County Library Taxes	
Planning, Housing & Development	78,130.00	Other Miscellaneous Tax Revenues		Local Municipal Purpose Taxes	9,031,794.00
Human Resources	157,170.00	State Aid Revenues	137,937.83	Veteran & Senior Citizen Taxes	99,800.00
Elections	5,250.00	Federal Aid Revenues		Total Taxes for Rate Computation	35,779,490.05
General Administration (other)	1,563,327.00	State and Local Fiscal Assistance Act Utilized		Special District Taxes	
<b>JUDICIARY</b>		Sale of Acquired Property		Bank Corp. Taxes	
Municipal Courts	239,437.00	Other Miscellaneous Revenues	2,206,269.07	Added and Omitted Taxes	257,980.71
<b>PUBLIC SAFETY</b>		Total	38,663,883.03	Total Taxes Levied - ABSTRACT	35,937,670.76
Fire Protection	464,204.93	Prior Years Surplus Appropriated	2,055,000.00	Total Taxes Billed	35,981,870.76
Police Protection	2,754,710.00	REVENUES TOTAL	40,718,883.03	1990 TAXES COLLECTED	34,703,244.04
Civil Defense & Disaster Control	13,720.00	Reserve For Uncollected Taxes	1,150,000.00	1990 Taxes Cancelled, Abated or Adjusted	378,351.72
Environmental Inspection & Control	209,314.00	CAPITAL OUTLAY TOTAL	3,617,361.57	Transfer to Tax Title Liens or Foreclosed	137,435.84
Other Public Safety				Balance Outstanding Dec. 31, 1990	762,839.16
<b>PUBLIC WORKS</b>				<b>PRIOR YEARS TAXES OUTSTANDING</b>	
Streets and Drainage	1,228,930.00	Public Enterprises	1,371,387.14	Balance January 1, 1990	559,728.46
Sewers and Sewage Processing		Recreation-Culture		Collected in 1990	478,812.17
Garbage and Trash Disposal	223,200.00	Public Works	1,139,541.87	Cancelled, Abated or Adjusted 1990	26,034.61
Public Buildings and Grounds	94,191.00	Buildings and Grounds	1,106,432.56	Transfers to Tax Title Liens or Foreclosed	41,270.28
Other Public Works	101,000.00	Library and Education		Balance December 31, 1990	13,611.40
<b>HEALTH and WELFARE</b>		Conservation		<b>TAX TITLE LIENS OUTSTANDING</b>	
Health Services Except Environmental	440,345.00	All Other		Balance January 1, 1990	727,495.95
Welfare-Public Assistance	13,016.00	CAPITAL DEBT AUTHORIZED, DECEMBER 31, 1990		Transfer From Taxes	176,781.12
Hospital, Clinics, First Aid		ISSUED AND UNISSUED		Redeemed in 1990	26,604.84
Animal, Insect, & Rodent Control	24,263.00	School	3,849,021	Cancelled, Abated or Adjusted (1990)	26,142.28
Other Welfare Services		Self-Liquidating	1,852,111	Transfers to Foreclosed Property	74,738.88
<b>RECREATION and CONSERVATION</b>		Other	23,921,218	Balance December 31, 1990	776,791.07
Beaches and Boardwalks		Total	29,622,350	<b>PROPERTY ACQUIRED BY DEED OR FORECLOSURE</b>	
Parks, Playgrounds, Shade Trees	328,943.00	ISSUED AND OUTSTANDING		Balance January 1, 1990	561,999.23
Land Reclamation & Conservation	129,103.00	School	3,849,021.38	Transfers From Taxes or Liens	83,600.77
Other Recreational Services	336,025.00	Self-Liquidating	455,361.00	Sale for Cash (1990)	
<b>EDUCATION (excluding schools)</b>		Other	16,108,639.00	Cancelled, Abated or Adjusted (1990)	
Libraries	562,246.00	Total	20,413,021.38	Balance December 31, 1990	645,600.00
Other Educational Services	2,500.00	EQUALIZED VALUATION BASIS FOR NET DEBT COMPUTATION	1,681,364,960	<b>CURRENT FINANCES DECEMBER 31, 1990</b>	
<b>STATUTORY EXPENDITURES</b>		REAL PROPERTY VALUATIONS		ASSETS	
Pensions & F. I. C. A.	805,885.00	Code Class # of Parcels % VAL'N	ASSESSED VALUATION	Cash Dec. 31, 1990	4,785,930.96
Employee Fringe Benefits	921,000.00	1 Vacant Land 1269 9.87	100,248,050.00	Taxes Receivable	776,450.56
Other Statutory Expenditures	10,000.00	2 Residential 6644 64.35	653,318,050.00	Tax Title Liens	776,791.07
CETA And Other Public Employment Programs		3 Farm 22 .04	408,300.00	Foreclosed Property	645,600.00
<b>MUNICIPAL FUNCTIONS</b>		4a Commercial 115 15.87	161,099,383.00	Emergencies & Other Deferred Charges	65.84
<b>CAPITAL IMPROVEMENTS</b>		4b Industrial 27 7.83	79,451,200.00	State and Federal Aid Receivable	74,842.93
<b>DEBT SERVICE</b>		4c Apartments 7 2.04	20,704,200.00	Other Receivables	7,059,681.36
Principal Payments	702,500.00	Total	1,015,229,183.00	LIABILITIES, RESERVES, AND SURPLUS	
Interest Payments	1,247,100.05	Land Area 42.35 Sq. Miles		Cash Liabilities	3,031,866.45
<b>DEFERRED CHARGES</b>		Net Valuation Taxable-Municipal	1,017,774,045	Reserves for Receivables	2,273,684.56
SCHOOL, COUNTY, SPECIAL DISTRICT TAXES	26,647,896.05	Net Valuation Taxable-County	1,874,448,744	Surplus Dec. 31, 1990	1,754,130.35
RESERVE FOR UNCOLLECTED TAXES	1,150,000.00	State Equalized Valuation	1,760,822,537	Total	7,059,681.36
<b>EXPENDITURES</b>		State Equalization Ratio	57.74		
<b>TOTAL</b>	<b>40,894,601.10</b>				



0255

Population 1980 192  
 Population 1990 270  
 S & P Rating  
 Moody Rating A1

General Tax Rate Per \$100.

.57

State Equalized Tax Rate

.39

## ROCKLEIGH BOROUGH - BERGEN COUNTY

Form of Government

Borough Council

Number of Members - 6

PER CAPITA:

Gross Debt 4,967.07  
 Net Debt 4,967.07  
 Debt Service 517.21  
 Total Tax Levy 3,916.42  
 Municipal Expenditures 2,955.39

PER CENT:

Gross Debt .45  
 Net Debt .45  
 Tax Levy Collected 97.59  
 Tax Levy Cancelled, Abated or Adjusted .16

EXPENDITURES		REVENUES-REALIZED		1990 PROPERTY TAX	
GENERAL GOVERNMENT				STATE EQUALIZED TAX RATE	
Governing Body & Public Boards		1990 Property Taxes Collected	1,039,853.64	Local District School Taxes	105,542.00
Municipal Clerk	15,100.00	1990 Payments in Lieu of Taxes		Regional & Consolidated School Tax	
Financial Administration	3,600.00	Delinquent Tax & Lien Collections	13,094.80	School Taxes in Municipal Budget	
Assessment of Taxes	5,150.00	Business Personalty Reploement Taxes	39,203.08	County Taxes	396,668.70
Collection of Taxes	12,920.00	Taxes from Public Utilities	72,085.00	County Library Taxes	
Planning, Housing & Development		Other Miscellaneous Tax Revenues		Local Municipal Purpose Taxes	553,088.00
Human Resources		State Aid Revenues	1,934.73	Veteran & Senior Citizen Taxes	1,350.00
Elections		Federal Aid Revenues		Total Taxes for Rate Computation	1,057,148.70
General Administration (other)	169,621.19	State and Local Fiscal Assistance Act Utilized		Special District Taxes	
JUDICIARY		Sole of Acquired Property		Bank Corp. Taxes	
Municipal Courts	1,480.57	Other Miscellaneous Revenues	88,370.05	Added and Omitted Taxes	2,133.75
PUBLIC SAFETY		Total	1,253,541.30	Total Taxes Levied - ABSTRACT	1,057,432.45
Fire Protection	49,187.00	Prior Years Surplus Appropriated	88,000.00	Total Taxes Billed	1,064,606.16
Police Protection	185,584.00	REVENUES TOTAL	1,341,541.30	1990 TAXES COLLECTED	1,038,853.64
Civil Defense & Disaster Control		Reserve For Uncollected Taxes	33,531.10	1990 Taxes Cancelled, Abated or Adjusted	1,656.83
Environmental Inspection & Control	18,992.00	CAPITAL OUTLAY TOTAL	63,899.97	Transfer to Tax Title Liens or Foreclosed	
Other Public Safety				Balance Outstanding Dec. 31, 1990	24,095.69
PUBLIC WORKS				PRIOR YEARS TAXES OUTSTANDING	
Streets and Drainage	19,600.00	Public Enterprises		Balance January 1, 1990	13,240.76
Sewers and Sewage Processing	6,000.00	Recreation-Culture		Collected in 1990	13,094.80
Garbage and Trash Disposal	39,425.00	Public Works	18,618.99	Cancelled, Abated or Adjusted 1990	
Public Buildings and Grounds	42,291.00	Buildings and Grounds	45,280.93	Transfers to Tax Title Liens or Foreclosed	
Other Public Works		Library and Education		Balance December 31, 1990	145.96
HEALTH and WELFARE		Conservation		TAX TITLE LIENS OUTSTANDING	
Health Services Except Environmental	6,689.00	All Other		Balance January 1, 1990	
Welfare-Public Assistance	700.00	CAPITAL DEBT AUTHORIZED, DECEMBER 31, 1990		Transfer From Taxes	
Hospital, Clinics, First Aid	600.00	ISSUED AND UNISSUED GROSS DEBT NET DEBT		Redeemed in 1990	
Animal, Insect, & Rodent Control	1,000.00	School		Cancelled, Abated or Adjusted (1990)	
Other Welfare Services		Self-Liquidating		Transfers to Foreclosed Property	
RECREATION and CONSERVATION		Other	1,341,109	Balance December 31, 1990	
Beaches and Boardwalks		Total	1,341,109	PROPERTY ACQUIRED BY DEED OR FORECLOSURE	
Parks, Playgrounds, Shade Trees				Balance January 1, 1990	
Land Reclamation & Conservation	1,934.73	ISSUED AND OUTSTANDING		Transfers From Taxes or Liens	
Other Recreational Services	1,800.00	School		Sale for Cash (1990)	
EDUCATION (excluding schools)		Self-Liquidating		Cancelled, Abated or Adjusted (1990)	
Libraries	1,000.00	Other	288,100.00	Balance December 31, 1990	
Other Educational Services	2,000.00	Total	288,100.00	CURRENT FINANCES DECEMBER 31, 1990	
STATUTORY EXPENDITURES		EQUALIZED VALUATION BASIS FOR NET DEBT COMPUTATION	296,905,577	ASSETS	
Pensions & F. I. C. A.	7,450.00	REAL PROPERTY VALUATIONS		Cash Dec. 31, 1990	463,499.49
Employee Fringe Benefits		Code Class # of Parcels % VAL'N		Taxes Receivable	24,241.65
Other Statutory Expenditures	600.00	1 Vacant Land 22 5.39	10,016,100.00	Tax Title Liens	
CETA And Other Public Employment Programs		2 Residential 63 25.55	47,489,900.00	Foreclosed Property	
MUNICIPAL FUNCTIONS TOTAL	592,724.49	3 Farm 3 3.98	7,403,000.00	Emergencies & Other Deferred Charges	21,200.00
CAPITAL IMPROVEMENTS *MEMO*	28,000.00	4a Commercial 14 65.08	120,960,000.00	State and Federal Aid Receivable	610.00
DEBT SERVICE		4c Apartments		Other Receivables	1,256.67
Principal Payments	120,000.00	Total 102	185,869,000.00	Total	510,807.81
Interest Payments	19,646.19	Land Area 1.00 Sq. Miles		LIABILITIES, RESERVES, AND SURPLUS	
DEFERRED CHARGES	32,187.30	Net Valuation Taxable-Municipal	186,398,668	Cash Liabilities	332,488.10
SCHOOL, COUNTY, SPECIAL DISTRICT TAXES	502,210.70	Net Valuation Taxable-County	165,307,087	Reserves for Receivables	25,498.32
RESERVE FOR UNCOLLECTED TAXES	33,531.10	State Equalized Valuation	269,359,578	Surplus Dec. 31, 1990	152,821.39
EXPENDITURES TOTAL	1,300,299.78	State Equalization Ratio	69.14	Total	510,807.81



1817

Population 1980 717  
 Population 1990 693  
 S & P Rating  
 Moody Rating

General Tax Rate Per \$100. 2.71  
 State Equalized Tax Rate 1.47

**ROCKY HILL BOROUGH - SOMERSET CO.**  
 Form of Government  
 Borough Council  
 Number of Members - 6

PER CAPITA:  
 Gross Debt 120.51  
 Net Debt 120.51  
 Debt Service 18.83  
 Total Tax Levy 1,191.66  
 Municipal Expenditures 496.71

PER CENT:  
 Gross Debt .15  
 Net Debt .15  
 Tax Levy Collected 92.87  
 Tax Levy Cancelled, Abated or Adjusted 1.64

EXPENDITURES		REVENUES-REALIZED		1990 PROPERTY TAX	
<b>GENERAL GOVERNMENT</b>				<b>STATE EQUALIZED TAX RATE</b>	
Governing Body & Public Boards		1990 Property Taxes Collected	767,219.96	Local District School Taxes	333,534.00
Municipal Clerk		1990 Payments in Lieu of Taxes		Regional & Consolidated School Tax	
Financial Administration	14,620.00	Delinquent Tax & Lien Collections	23,338.20	School Taxes in Municipal Budget	
Assessment of Taxes	4,800.00	Business Personalty Replacement Taxes	26,014.44	County Taxes	* 251,290.14
Collection of Taxes	5,670.00	Taxes from Public Utilities	53,926.00	County Library Taxes	14,587.21
Planning, Housing & Development	6,600.00	Other Miscellaneous Tax Revenues		Local Municipal Purpose Taxes	224,901.17
Human Resources		State Aid Revenues	1,734.18	Veteran & Senior Citizen Taxes	5,200.00
Elections	500.00	Federal Aid Revenues		Total Taxes for Rate Computation	829,512.52
General Administration (other)	50,629.60	State and Local Fiscal Assistance Act Utilized		Special District Taxes	
<b>JUDICIARY</b>		Sale of Acquired Property		Bank Corp. Taxes	
Municipal Courts	5,635.00	Other Miscellaneous Revenues	33,501.57	Added and Omitted Taxes	1,509.50
<b>PUBLIC SAFETY</b>		Total	905,734.35	Total Taxes Levied - ABSTRACT	825,822.02
Fire Protection	23,394.00	Prior Years Surplus Appropriated	50,000.00	Total Taxes Billed	826,118.81
Police Protection	14,700.00	REVENUES TOTAL	955,734.35	1990 TAXES COLLECTED	767,219.96
Civil Defense & Disaster Control	2,200.00	Reserve For Uncollected Taxes	55,000.00	1990 Taxes Cancelled, Abated or Adjusted	13,546.02
Environmental Inspection & Control	3,980.00			Transfer to Tax Title Liens or Foreclosed	
Other Public Safety				Balance Outstanding Dec. 31, 1990	45,352.83
<b>PUBLIC WORKS</b>		<b>CAPITAL OUTLAY TOTAL</b>		<b>PRIOR YEARS TAXES OUTSTANDING</b>	
Streets and Drainage	19,500.00	Public Enterprises		Balance January 1, 1990	23,893.13
Sewers and Sewage Processing		Recreation-Culture		Collected in 1990	23,338.20
Garbage and Trash Disposal	85,500.00	Public Works		Cancelled, Abated or Adjusted 1990	554.93
Public Buildings and Grounds	12,000.00	Buildings and Grounds		Transfers to Tax Title Liens or Foreclosed	
Other Public Works		Library and Education		Balance December 31, 1990	
<b>HEALTH and WELFARE</b>		Conservation		<b>TAX TITLE LIENS OUTSTANDING</b>	
Health Services Except Environmental	7,600.00	All Other		Balance January 1, 1990	
Welfare-Public Assistance	200.00			Transfer From Taxes	
Hospital, Clinics, First Aid				Redeemed in 1990	
Animal, Insect, & Rodent Control				Cancelled, Abated or Adjusted (1990)	
Other Welfare Services				Transfers to Foreclosed Property	
<b>RECREATION and CONSERVATION</b>				Balance December 31, 1990	
Beaches and Boardwalks				<b>PROPERTY ACQUIRED BY DEED OR</b>	
Parks, Playgrounds, Shade Trees				<b>FORECLOSURE</b>	
Land Reclamation & Conservation				Balance January 1, 1990	
Other Recreational Services	8,000.00			Transfers From Taxes or Liens	
<b>EDUCATION (excluding schools)</b>				Sale for Cash (1990)	
Libraries	3,500.00			Cancelled, Abated or Adjusted (1990)	
Other Educational Services				Balance December 31, 1990	
<b>STATUTORY EXPENDITURES</b>				<b>CURRENT FINANCES DECEMBER 31, 1990</b>	
Pensions & F. I. C. A.	3,700.00			<b>ASSETS</b>	
Employee Fringe Benefits				Cash Dec. 31, 1990	302,433.42
Other Statutory Expenditures				Taxes Receivable	45,352.83
CETA And Other Public Employment Programs				Tax Title Liens	
<b>MUNICIPAL FUNCTIONS</b>				Foreclosed Property	
<b>CAPITAL IMPROVEMENTS</b>				Emergencies & Other Deferred Charges	
<b>DEBT SERVICE</b>				State and Federal Aid Receivable	2,314.65
Principal Payments	10,000.00			Other Receivables	8,058.25
Interest Payments	3,050.00			Total	358,159.15
<b>DEFERRED CHARGES</b>				<b>LIABILITIES, RESERVES, AND SURPLUS</b>	
SCHOOL, COUNTY, SPECIAL DISTRICT TAXES	3,273.01			Cash Liabilities	161,091.20
RESERVE FOR UNCOLLECTED TAXES	599,411.35			Reserves for Receivables	52,811.08
<b>EXPENDITURES</b>				Surplus Dec. 31, 1990	144,256.87
<b>TOTAL</b>	943,632.96			Total	358,159.15

1341

Population 1980 835  
 Population 1990 884  
 S & P Rating  
 Moody Rating

General Tax Rate Per \$100. 4.81  
 State Equalized Tax Rate 2.57

**ROOSEVELT BOROUGH - MONMOUTH CO.**  
 Form of Government  
**Borough Council**  
 Number of Members - 6

PER CAPITA:  
 Gross Debt 3,303.04  
 Net Debt  
 Debt Service  
 Total Tax Levy 1,299.52  
 Municipal Expenditures 480.26

PER CENT:  
 Gross Debt 6.88  
 Net Debt  
 Tax Levy Collected 95.01  
 Tax Levy Cancelled, Abated or Adjusted .17

EXPENDITURES		REVENUES-REALIZED		1990 PROPERTY TAX	
<b>GENERAL GOVERNMENT</b>				<b>STATE EQUALIZED TAX RATE</b>	
Governing Body & Public Boards		1990 Property Taxes Collected	1,091,590.32	Local District School Taxes	1.80 305,747.00
Municipal Clerk		1990 Payments in Lieu of Taxes		Regional & Consolidated School Tax	
Financial Administration	11,464.53	Delinquent Tax & Lien Collections	33,918.19	School Taxes in Municipal Budget	
Assessment of Taxes	2,196.00	Business Personalty Replacement Taxes	4,603.64	County Taxes	.41 * 183,895.33
Collection of Taxes	7,988.00	Taxes from Public Utilities	55,205.00	County Library Taxes	.01 5,935.58
Planning, Housing & Development	3,540.00	Other Miscellaneous Tax Revenues		Local Municipal Purpose Taxes	.34 153,197.00
Human Resources		State Aid Revenues	116,017.46	Veteran & Senior Citizen Taxes	6,050.00
Elections		Federal Aid Revenues		Total Taxes for Rate Computation	2.56 1,154,824.91
General Administration (other)	103,344.47	State and Local Fiscal Assistance Act Utilized		Special District Taxes	
<b>JUDICIARY</b>		Sale of Acquired Property		Bank Corp. Taxes	
Municipal Courts	4,000.00	Other Miscellaneous Revenues	60,376.91	Added and Omitted Taxes	
<b>PUBLIC SAFETY</b>		Total	1,361,711.52	Total Taxes Levied - ABSTRACT	1,148,774.91
Fire Protection	14,055.00	Prior Years Surplus Appropriated	85,000.00	Total Taxes Billed	1,148,912.97
Police Protection	6,490.00	REVENUES TOTAL	1,445,711.52	1990 TAXES COLLECTED	1,091,590.32
Civil Defense & Disaster Control	500.00	Reserve For Uncollected Taxes	37,700.00	1990 Taxes Cancelled, Abated or Adjusted	1,911.31
Environmental Inspection & Control	150.00	CAPITAL OUTLAY TOTAL	201,283.96	Transfer to Tax Title Liens or Foreclosed	
Other Public Safety		Public Enterprises	178,789.96	Balance Outstanding Dec. 31, 1990	55,411.34
<b>PUBLIC WORKS</b>		Recreation—Culture		<b>PRIOR YEARS TAXES OUTSTANDING</b>	
Streets and Drainage	153,500.00	Public Works	14,200.00	Balance January 1, 1990	40,614.73
Sewers and Sewage Processing	600.00	Buildings and Grounds	8,294.00	Collected in 1990	33,913.19
Garbage and Trash Disposal	53,000.00	Library and Education		Cancelled, Abated or Adjusted 1990	
Public Buildings and Grounds	9,550.00	Conservation		Transfers to Tax Title Liens or Foreclosed	
Other Public Works		All Other		Balance December 31, 1990	6,096.59
<b>HEALTH and WELFARE</b>		CAPITAL DEBT AUTHORIZED, DECEMBER 31, 1990		<b>TAX TITLE LIENS OUTSTANDING</b>	
Health Services Except Environmental		ISSUED AND UNISSUED		Balance January 1, 1990	
Welfare—Public Assistance		School		Transfer From Taxes	
Hospital, Clinics, First Aid		Self-Liquidating	2,919,885	Redeemed in 1990	
Animal, Insect, & Rodent Control		Other		Cancelled, Abated or Adjusted (1990)	
Other Welfare Services		Total	2,919,885	Transfers to Foreclosed Property	
<b>RECREATION and CONSERVATION</b>		ISSUED AND OUTSTANDING		Balance December 31, 1990	
Beaches and Boardwalks		School		<b>PROPERTY ACQUIRED BY DEED OR</b>	
Parks, Playgrounds, Shade Trees	2,500.00	Self-Liquidating	1,015,885.16	<b>FORECLOSURE</b>	
Land Reclamation & Conservation		Other		Balance January 1, 1990	
Other Recreational Services	750.00	Total	1,015,885.16	Transfers From Taxes or Liens	
<b>EDUCATION (excluding schools)</b>		EQUALIZED VALUATION BASIS		Sale for Cash (1990)	
Libraries	100.00	FOR NET DEBT COMPUTATION	42,455,040	Cancelled, Abated or Adjusted (1990)	
Other Educational Services		REAL PROPERTY VALUATIONS		Balance December 31, 1990	
<b>STATUTORY EXPENDITURES</b>		Code Class # of Parcels % VAL'N	ASSESSED VALUATION	<b>CURRENT FINANCES DECEMBER 31, 1990</b>	
Pensions & F. I. C. A.	7,000.00	1 Vacant Land 6 .70	166,900.00	<b>ASSETS</b>	
Employee Fringe Benefits		2 Residential 302 88.06	21,010,900.00	Cash Dec. 31, 1990	554,588.74
Other Statutory Expenditures	1,125.00	3 Farm 18 3.42	817,090.00	Taxes Receivable	62,107.93
CETA And Other Public Employment Programs		4a Commercial 6 3.29	735,500.00	Tax Title Liens	
<b>MUNICIPAL FUNCTIONS</b>		4b Industrial 3 1.57	375,500.00	Foreclosed Property	
CAPITAL IMPROVEMENTS	16,400.00	4c Apartments 1 2.95	702,900.00	Emergencies & Other Deferred Charges	
<b>DEBT SERVICE</b>		Total 336	23,858,790.00	State and Federal Aid Receivable	475.00
Principal Payments		Land Area 1.93 Sq. Miles		Other Receivables	349.70
Interest Payments		Net Valuation Taxable-Municipal	23,910,762	Total	817,521.37
<b>DEFERRED CHARGES</b>		Net Valuation Taxable-County	43,937,985	<b>LIABILITIES, RESERVES, AND SURPLUS</b>	
SCHOOL, COUNTY, SPECIAL DISTRICT TAXES	995,577.91	State Equalized Valuation	44,681,209	Cash Liabilities	410,629.35
RESERVE FOR UNCOLLECTED TAXES	37,700.00	State Equalization Ratio	53.46	Reserves for Receivables	62,457.03
<b>EXPENDITURES TOTAL</b>	1,420,130.91			Surplus Dec. 31, 1990	138,434.39
				Total	817,521.37



0718

Population 1980 5,330  
 Population 1990 4,847  
 S & P Rating  
 Moody Rating A1

General Tax Rate Per \$100. 6.07  
 State Equalized Tax Rate 1.61

**ROSELAND BOROUGH - ESSEX COUNTY**  
**Form of Government**  
**Borough Council**  
**Number of Members - 6**

PER CAPITA:

Gross Debt 1,579.26  
 Net Debt 1,388.81  
 Debt Service 156.62  
 Total Tax Levy 3,247.77  
 Municipal Expenditures 1,079.76

PER CENT:

Gross Debt .81  
 Net Debt .71  
 Tax Levy Collected 98.02  
 Tax Levy Cancelled, Abated or Adjusted .12

EXPENDITURES		REVENUES-REALIZED		1990 PROPERTY TAX	
<b>GENERAL GOVERNMENT</b>				<b>STATE EQUALIZED TAX RATE</b>	
Governing Body & Public Boards		1990 Property Taxes Collected	15,430,505.76	Local District School Taxes	.21 1,976,361.00
Municipal Clerk		1990 Payments in Lieu of Taxes		Regional & Consolidated School Tax	.40 3,873,123.43
Financial Administration	20,900.00	Delinquent Tax & Lien Collections	119,516.73	School Taxes in Municipal Budget	
Assessment of Taxes	29,410.00	Business Personalty Replocement Taxes	163,233.51	County Taxes	.64 6,191,939.60
Collection of Taxes	20,735.00	Taxes from Public Utilities	606,028.00	County Library Taxes	
Planning, Housing & Development	72,475.00	Other Miscellaneous Tax Revenues		Local Municipal Purpose Taxes	.36 3,435,259.00
Human Resources	44,268.00	State Aid Revenues	41,972.78	Veteran & Senior Citizen Taxes	
Elections	1,500.00	Federal Aid Revenues		Total Taxes for Rate Computation	1.61 15,506,883.03
General Administration (other)	747,581.55	State and Local Fiscal Assistance Act Utilized		Special District Taxes	
<b>JUDICIARY</b>		Sale of Acquired Property		Bank Corp. Taxes	
Municipal Courts	82,091.00	Other Miscellaneous Revenues	606,032.88	Added and Omitted Taxes	265,270.20
<b>PUBLIC SAFETY</b>		Total	16,967,239.66	Total Taxes Levied - ABSTRACT	15,741,953.23
Fire Protection	96,733.99	Prior Years Surplus Appropriated	225,000.00	Total Taxes Billed	15,741,953.23
Police Protection	1,082,749.07	REVENUES TOTAL	17,192,289.66	1990 TAXES COLLECTED	15,430,505.76
Civil Defense & Disaster Control	4,650.00	Reserve For Uncollected Taxes	214,000.00	1990 Taxes Cancelled, Abated or Adjusted	18,380.68
Environmental Inspection & Control	112,060.00	<b>CAPITAL OUTLAY TOTAL</b>	1,455,195.10	Transfer to Tax Title Liens or Foreclosed	14,826.44
Other Public Safety				Balance Outstanding Dec. 31, 1990	278,240.35
<b>PUBLIC WORKS</b>				<b>PRIOR YEARS TAXES OUTSTANDING</b>	
Streets and Drainage	316,460.00	Public Enterprises	34,497.49	Balance January 1, 1990	133,724.54
Sewers and Sewage Processing	71,458.32	Recreation-Culture		Collected in 1990	119,516.73
Garbage and Trash Disposal	492,000.00	Public Works	88,814.35	Cancelled, Abated or Adjusted 1990	
Public Buildings and Grounds	159,350.00	Buildings and Grounds	247,070.75	Transfers to Tax Title Liens or Foreclosed	10,732.10
Other Public Works		Library and Education	1,084,812.51	Balance December 31, 1990	3,475.71
<b>HEALTH and WELFARE</b>		Conservation		<b>TAX TITLE LIENS OUTSTANDING</b>	
Health Services Except Environmental	43,577.00	All Other		Balance January 1, 1990	2,340.90
Welfare-Public Assistance	6,060.00	<b>CAPITAL DEBT AUTHORIZED, DECEMBER 31, 1990</b>		Transfer From Taxes	25,558.54
Hospital, Clinics, First Aid		<b>ISSUED AND UNISSUED</b>		Redeemed in 1990	
Animal, Insect, & Rodent Control	3,000.00	School	449,763	Cancelled, Abated or Adjusted (1990)	
Other Welfare Services		Self-Liquidating	1,127,844	Transfers to Foreclosed Property	
<b>RECREATION and CONSERVATION</b>		Other	6,077,071	Balance December 31, 1990	27,899.44
Beaches and Boardwalks		Total	7,654,678	<b>PROPERTY ACQUIRED BY DEED OR FORECLOSURE</b>	
Parks, Playgrounds, Shade Trees	12,940.00	<b>ISSUED AND OUTSTANDING</b>		Balance January 1, 1990	247,200.00
Land Reclamation & Conservation	4,150.00	School	449,763.84	Transfers From Taxes or Liens	
Other Recreational Services	97,054.86	Self-Liquidating	1,036,416.00	Sale for Cash (1990)	
<b>EDUCATION (excluding schools)</b>		Other	5,745,703.14	Cancelled, Abated or Adjusted (1990)	
Libraries	212,400.00	Total	7,231,882.98	Balance December 31, 1990	247,200.00
Other Educational Services	1,300.00	<b>EQUALIZED VALUATION BASIS FOR NET DEBT COMPUTATION</b>	945,692.071	<b>CURRENT FINANCES DECEMBER 31, 1990</b>	
<b>STATUTORY EXPENDITURES</b>		<b>REAL PROPERTY VALUATIONS</b>		<b>ASSETS</b>	
Pensions & F. I. C. A.	279,434.41	Code Class # of Parcels % VAL'N		Cash Dec. 31, 1990	716,554.50
Employee Fringe Benefits	214,410.56	1 Vacant Land 82 5.43	13,821,700.00	Taxes Receivable	281,716.06
Other Statutory Expenditures	815.21	2 Residential 1507 35.19	89,612,100.00	Tax Title Liens	27,899.44
<b>CETA And Other Public Employment Programs</b>		3 Farm 2 .02	64,500.00	Foreclosed Property	247,200.00
<b>MUNICIPAL FUNCTIONS</b>		4a Commercial 66 49.40	125,819,700.00	Emergencies & Other Deferred Charges	
<b>CAPITAL IMPROVEMENTS</b>		4b Industrial 26 6.44	16,409,300.00	State and Federal Aid Receivable	6,243.07
<b>DEBT SERVICE</b>		4c Apartments 1 3.51	8,949,800.00	Other Receivables	149,715.13
Principal Payments	393,581.96	Total 1684	254,677,100.00	Total	1,429,328.20
Interest Payments	365,570.54	Land Area 3.58 Sq. Miles		<b>LIABILITIES, RESERVES, AND SURPLUS</b>	
<b>DEFERRED CHARGES</b>		Net Valuation Taxable-Municipal	255,192,800	Cash Liabilities	483,529.89
<b>SCHOOL, COUNTY, SPECIAL DISTRICT TAXES</b>		Net Valuation Taxable-County	1,041,168,906	Reserves for Receivables	706,530.63
<b>RESERVE FOR UNCOLLECTED TAXES</b>		State Equalized Valuation	960,112,912	Surplus Dec. 31, 1990	239,267.68
<b>EXPENDITURES TOTAL</b>	17,275,035.70	State Equalization Ratio	26.54	Total	1,429,328.20



2014  
Population 1980 20,641  
Population 1990 20,314  
S & P Rating  
Moody Rating A

General Tax Rate Per \$100. 2.97  
State Equalized Tax Rate 2.84

ROSELLE BOROUGH - UNION COUNTY  
Form of Government  
Borough Council  
Number of Members - 6

PER CAPITA:  
Gross Debt 282.53  
Net Debt 261.93  
Debt Service 30.94  
Total Tax Levy 1,203.91  
Municipal Expenditures 753.73  
PER CENT:  
Gross Debt .71  
Net Debt .66  
Tax Levy Collected 95.39  
Tax Levy Cancelled, Abated or Adjusted .73

EXPENDITURES		REVENUES-REALIZED		1990 PROPERTY TAX	
GENERAL GOVERNMENT				STATE EQUALIZED TAX RATE	
Governing Body & Public Boards				Local District School Taxes	1.13 9,747,294.00
Municipal Clerk				Regional & Consolidated School Tax	
Financial Administration	23,500.00	1990 Property Taxes Collected		School Taxes in Municipal Budget	
Assessment of Taxes	232,775.00	1990 Payments in Lieu of Taxes		County Taxes	.42 3,587,368.96
Collection of Taxes	159,800.00	Delinquent Tax & Lien Collections		County Library Taxes	
Planning, Housing & Development	15,800.00	Business Personality Replacement Taxes		Local Municipal Purpose Taxes	1.29 11,101,877.30
Human Resources	216,345.00	Taxes from Public Utilities		Veteran & Senior Citizen Taxes	216,300.00
Elections		Other Miscellaneous Tax Revenues		Total Taxes for Rate Computation	2.84 24,654,840.26
General Administration (other)	988,741.16	State Aid Revenues		Special District Taxes	
JUDICIARY		Federal Aid Revenues		Bank Corp. Taxes	
Municipal Courts	113,000.00	State and Local Fiscal Assistance Act Utilized		Added and Omitted Taxes	19,779.72
PUBLIC SAFETY		Sale of Acquired Property		Total Taxes Levied - ABSTRACT	24,456,319.98
Fire Protection	1,458,427.50	Other Miscellaneous Revenues		Total Taxes Billed	24,500,391.18
Police Protection	2,130,360.73			1990 TAXES COLLECTED	23,370,506.73
Civil Defense & Disaster Control	11,000.00	Prior Years Surplus Appropriated		1990 Taxes Cancelled, Abated or Adjusted	179,185.77
Environmental Inspection & Control	126,320.00	REVENUES TOTAL		Transfer to Tax Title Liens or Foreclosed	98,836.21
Other Public Safety		Reserve For Uncollected Taxes		Balance Outstanding Dec. 31, 1990	851,862.47
PUBLIC WORKS		CAPITAL OUTLAY TOTAL		PRIOR YEARS TAXES OUTSTANDING	
Streets and Drainage	946,675.00			Balance January 1, 1990	653,687.05
Sewers and Sewage Processing	1,330,999.99			Collected in 1990	595,149.34
Gorbage and Trash Disposal	3,000,000.00			Cancelled, Abated or Adjusted 1990	2,584.25
Public Buildings and Grounds	42,150.00			Transfers to Tax Title Liens or Foreclosed	55,953.46
Other Public Works	63,000.00			Balance December 31, 1990	
HEALTH and WELFARE				TAX TITLE LIENS OUTSTANDING	
Health Services Except Environmental	216,165.00			Balance January 1, 1990	126,399.56
Welfare-Public Assistance	67,841.00			Transfer From Taxes	165,660.64
Hospital, Clinics, First Aid				Redeemed in 1990	30,011.40
Animal, Insect, & Rodent Control	13,000.00			Cancelled, Abated or Adjusted (1990)	510.65
Other Welfare Services				Transfers to Foreclosed Property	
RECREATION and CONSERVATION				Balance December 31, 1990	261,538.15
Beaches and Boardwalks				PROPERTY ACQUIRED BY DEED OR FORECLOSURE	
Parks, Playgrounds, Shade Trees	62,000.00			Balance January 1, 1990	382,726.00
Land Reclamation & Conservation	402,750.00			Transfers From Taxes or Liens	
Other Recreational Services	52,440.00			Sale for Cash (1990)	
EDUCATION (excluding schools)				Cancelled, Abated or Adjusted (1990)	
Libraries	243,113.00			Balance December 31, 1990	382,726.00
Other Educational Services				CURRENT FINANCES DECEMBER 31, 1990	
STATUTORY EXPENDITURES				ASSETS	
Pensions & F. L. C. A.	732,007.81			Cash Dec. 31, 1990	4,450,019.40
Employee Fringe Benefits	714,508.00			Taxes Receivable	851,862.47
Other Statutory Expenditures				Tax Title Liens	261,538.15
CETA And Other Public Employment Programs				Foreclosed Property	382,726.00
MUNICIPAL FUNCTIONS TOTAL	13,367,719.19			Emergencies & Other Deferred Charges	210,000.00
CAPITAL IMPROVEMENTS *MEMO*	70,000.00			State and Federal Aid Receivable	85,032.94
DEBT SERVICE				Other Receivables	216,783.06
Principal Payments	220,000.00			Total	6,457,962.02
Interest Payments	408,503.93			LIABILITIES, RESERVES, AND SURPLUS	
DEFERRED CHARGES	135,000.00			Cash Liabilities	3,983,244.48
SCHOOL, COUNTY, SPECIAL DISTRICT TAXES	13,334,662.96			Reserves for Receivables	1,712,909.68
RESERVE FOR UNCOLLECTED TAXES	1,180,000.00			Surplus Dec. 31, 1990	761,807.86
EXPENDITURES TOTAL	28,645,886.08			Total	6,457,962.02
		CAPITAL DEBT AUTHORIZED, DECEMBER 31, 1990			
		ISSUED AND UNISSUED GROSS DEBT NET DEBT			
		School Self-Liquidating Other Total			
		5,739,300 5,320,779 5,320,779			
		ISSUED AND OUTSTANDING			
		School Self-Liquidating Other Total			
		4,988,750.00 4,988,750.00			
		EQUALIZED VALUATION BASIS			
		FOR NET DEBT COMPUTATION			
		REAL PROPERTY VALUATIONS			
		Code Class # of Parcels % VAL'N ASSESSED VALUATION			
		1 Vacant Land 175 .95 7,718,400.00			
		2 Residential 5159 75.94 618,354,980.00			
		3 Farm			
		4a Commercial 250 9.66 78,691,100.00			
		4b Industrial 89 6.17 50,255,525.00			
		4c Apartments 52 7.28 59,279,300.00			
		Total 5725 814,299,305.00			
		Land Area 2.70 Sq. Miles			
		Net Valuation Taxable-Municipal			
		824,243,912			
		Net Valuation Taxable-County			
		859,226,970			
		State Equalized Valuation			
		862,614,036			
		State Equalization Ratio			
		95.50			

General Tax Rate Per \$100.	5.15
State Equalized Tax Rate	2.46

PER CAPITA:		PER CENT:	
Gross Debt	482.58	Gross Debt	1.04
Net Debt	479.10	Net Debt	1.03
Debt Service	64.46	Tax Levy Collected	97.83
Total Tax Levy	1,215.54	Tax Levy Cancelled, Abated	
Municipal Expenditures	561.26	or Adjusted	.03

1987 2000



1436  
Population 1980 18,878  
Population 1990 20,429  
S & P Rating A  
Moody Rating

General Tax Rate Per \$100. 4.35  
State Equalized Tax Rate 2.02

ROXBURY TOWNSHIP - MORRIS COUNTY  
Form of Government  
Council-Manager Plan F (OMCL 50)  
Number of Members - 5

PER CAPITAL:  
Gross Debt 2,433.37  
Net Debt 325.54  
Debt Service 38.08  
Total Tax Levy 1,452.47  
Municipal Expenditures 610.41  
PER CENT:  
Gross Debt 3.54  
Net Debt .47  
Tax Levy Collected 95.52  
Tax Levy Cancelled, Abated or Adjusted .15

EXPENDITURES		REVENUES-REALIZED		1990 PROPERTY TAX	
GENERAL GOVERNMENT		1990 Property Taxes Collected		STATE EQUALIZED TAX RATE	
Governing Body & Public Boards	77,771.28	1990 Payments in Lieu of Taxes	28,344,076.75	Local District School Taxes	1.24 17,858,550.69
Municipal Clerk	161,802.54	Delinquent Tax & Lien Collections	643,075.63	Regional & Consolidated School Tax	
Financial Administration	74,439.13	Business Personalty Replacement Taxes	388,507.00	School Taxes in Municipal Budget	
Assessment of Taxes	97,924.65	Taxes from Public Utilities	1,256,945.00	County Taxes	.29 4,170,293.65
Collection of Taxes	81,315.76	Other Miscellaneous Tax Revenues	324,847.57	County Library Taxes	
Planning, Housing & Development	103,177.00	Federal Aid Revenues		Local Municipal Purpose Taxes	.50 7,195,462.20
Human Resources	188,144.00	State and Local Fiscal Assistance Act Utilized		Veteran & Senior Citizen Taxes	132,300.00
Elections	1,216,308.39	Sale of Acquired Property	1,889,539.44	Total Taxes for Rate Computation	2.03 29,356,596.54
General Administration (other)		Other Miscellaneous Revenues	32,846,991.39	Special District Taxes	
JUDICIARY		Prior Years Surplus Appropriated	850,000.00	Bank Corp. Taxes	
Municipal Courts	201,915.23	REVENUES TOTAL	33,696,991.39	Added and Omitted Taxes	448,167.70
PUBLIC SAFETY		Reserve For Uncollected Taxes	1,700,000.00	Total Taxes Levied - ABSTRACT	29,672,464.24
Fire Protection	220,504.73	CAPITAL OUTLAY TOTAL	5,649,052.63	Total Taxes Billed	29,673,563.18
Police Protection	1,609,186.85	Public Enterprises	4,475,459.79	1990 TAXES COLLECTED	28,344,076.75
Civil Defense & Disaster Control	4,709.96	Recreation-Culture	34,001.27	1990 Taxes Cancelled, Abated or Adjusted	45,357.12
Environmental Inspection & Control	173,674.73	Public Works	1,133,591.57	Transfer to Tax Title Liens or Foreclosed	74,232.73
Other Public Safety		Buildings and Grounds		Balance Outstanding Dec. 31, 1990	1,209,896.53
PUBLIC WORKS		Library and Education		PRIOR YEARS TAXES OUTSTANDING	
Streets and Drainage	1,101,817.79	Conservation		Balance January 1, 1990	643,075.63
Sewers and Sewage Processing	4,640.00	All Other		Collected in 1990	643,075.63
Garbage and Trash Disposal	1,411,100.07	CAPITAL DEBT AUTHORIZED, DECEMBER 31, 1990		Cancelled, Abated or Adjusted 1990	
Public Buildings and Grounds	120,707.15	ISSUED AND UNISSUED		Transfers to Tax Title Liens or Foreclosed	
Other Public Works	62,000.00	School	2,287,000.00	Balance December 31, 1990	
HEALTH and WELFARE		Self-Liquidating	40,716,162	TAX TITLE LIENS OUTSTANDING	
Health Services Except Environmental	223,725.08	Other	6,708,100	Balance January 1, 1990	162,150.11
Welfare-Public Assistance	30,018.01	Total	49,711,262	Transfer From Taxes	74,232.78
Hospital, Clinics, First Aid		EQUALIZED VALUATION BASIS		Redeemed in 1990	
Animal, Insect, & Rodent Control	28,750.00	FOR NET DEBT COMPUTATION	1,404,967,260	Cancelled, Abated or Adjusted (1990)	
Other Welfare Services		REAL PROPERTY VALUATIONS		Transfers to Foreclosed Property	
RECREATION and CONSERVATION		Code Class # of Parcels % VAL'N	ASSESSED VALUATION	Balance December 31, 1990	236,392.89
Beaches and Boardwalks		1 Vacant Land 881 4.47	29,739,400.00	PROPERTY ACQUIRED BY DEED OR FORECLOSURE	
Parks, Playgrounds, Shade Trees	157,306.39	2 Residential 6241 76.32	507,901,600.00	Balance January 1, 1990	371,960.00
Land Reclamation & Conservation	280,710.42	3 Farm 48 .31	2,088,700.00	Transfers From Taxes or Liens	
Other Recreational Services	252,239.20	4a Commercial 296 13.60	90,534,200.00	Sale for Cash (1990)	
EDUCATION (excluding schools)		4b Industrial 39 4.83	32,173,000.00	Cancelled, Abated or Adjusted (1990)	
Libraries	567,920.18	4c Apartments 45 .46	3,033,200.00	Balance December 31, 1990	371,960.00
Other Educational Services		Total 7550	665,470,100.00	CURRENT FINANCES DECEMBER 31, 1990	
STATUTORY EXPENDITURES		Land Area 21.46 Sq. Miles		ASSETS	
Pensions & F. I. C. A.	586,274.84	Net Valuation Taxable-Municipal	671,848,172	Cash Dec. 31, 1990	2,709,797.58
Employee Fringe Benefits	773,604.38	Net Valuation Taxable-County	1,635,228,339	Taxes Receivable	1,209,396.53
Other Statutory Expenditures	100.00	State Equalized Valuation	1,438,507,534	Tax Title Liens	236,392.39
CETA And Other Public Employment Programs		State Equalization Ratio	46.47	Foreclosed Property	371,960.00
MUNICIPAL FUNCTIONS TOTAL	9,816,737.81			Emergencies & Other Deferred Charges	45,000.00
CAPITAL IMPROVEMENTS *MEMO*	50,000.00			State and Federal Aid Receivable	2,387.62
DEBT SERVICE				Other Receivables	50,354.75
Principal Payments	400,000.00			Total	4,625,789.37
Interest Payments	377,862.50			LIABILITIES, RESERVES, AND SURPLUS	
DEFERRED CHARGES	175,416.84			Cash Liabilities	1,253,543.73
SCHOOL, COUNTY, SPECIAL DISTRICT TAXES	22,028,834.34			Reserves for Receivables	1,865,604.17
RESERVE FOR UNCOLLECTED TAXES	1,700,000.00			Surplus Dec. 31, 1990	1,498,641.47
EXPENDITURES TOTAL	34,493,901.49			Total	4,625,789.37



Population 1980 7,623  
 Population 1990 6,701  
 S & P Rating A+  
 Moody Rating AA

General Tax Rate Per \$100. 3.30  
 State Equalized Tax Rate 1.44

**RUMSON BOROUGH - MONMOUTH CO.**  
 Form of Government  
 Borough Council  
 Number of Members - 6

PER CAPITA: Gross Debt 1,119.85 PER CENT: Gross Debt .68  
 Net Debt 927.85 Net Debt .56  
 Debt Service 160.47 Tax Levy Collected 96.03  
 Total Tax Levy 2,583.71 Tax Levy Cancelled, Abated or Adjusted  
 Municipal Expenditures 1,079.32

EXPENDITURES		REVENUES-REALIZED		1990 PROPERTY TAX	
<b>GENERAL GOVERNMENT</b>				<b>STATE EQUALIZED TAX RATE</b>	
Governing Body & Public Boards		1990 Property Taxes Collected	16,629,994.96	Local District School Taxes	.37 4,368,942.40
Municipal Clerk		1990 Payments in Lieu of Taxes		Regional & Consolidated School Tax	.33 3,930,418.82
Financial Administration	35,581.00	Delinquent Tax & Lien Collections	521,351.06	School Taxes in Municipal Budget	
Assessment of Taxes	60,259.02	Business Personalty Replacement Taxes	21,211.59	County Taxes	.39 * 4,652,791.00
Collection of Taxes	68,395.00	Taxes from Public Utilities	589,346.00	County Library Taxes	.01 152,614.29
Planning, Housing & Development	59,520.00	Other Miscellaneous Tax Revenues		Local Municipal Purpose Taxes	.34 4,094,335.21
Human Resources	49,826.58	State Aid Revenues	56,052.13	Veteran & Senior Citizen Taxes	
Elections	32,202.00	Federal Aid Revenues		Total Taxes for Rate Computation	1.44 17,252,401.72
General Administration (other)	400,965.82	State and Local Fiscal Assistance Act Utilized		Special District Taxes	
<b>JUDICIARY</b>		Sale of Acquired Property		Bank Corp. Taxes	
Municipal Courts	39,977.00	Other Miscellaneous Revenues	1,573,062.41	Added and Omitted Taxes	114,367.37
<b>PUBLIC SAFETY</b>		Total	19,391,018.15	Total Taxes Levied - ABSTRACT	17,313,469.09
Fire Protection	136,058.00	Prior Years Surplus Appropriated	1,013,402.29	Total Taxes Billed	17,318,143.26
Police Protection	347,741.55	REVENUES TOTAL	20,404,420.44	1990 TAXES COLLECTED	16,629,994.96
Civil Defense & Disaster Control	3,000.00	Reserve For Uncollected Taxes	1,047,095.68	1990 Taxes Cancelled, Abated or Adjusted	
Environmental Inspection & Control	91,675.55	CAPITAL OUTLAY TOTAL	409,972.43	Transfer to Tax Title Liens or Foreclosed	
Other Public Safety				Balance Outstanding Dec. 31, 1990	688,148.30
<b>PUBLIC WORKS</b>				<b>PRIOR YEARS TAXES OUTSTANDING</b>	
Streets and Drainage	697,702.00	Public Enterprises		Balance January 1, 1990	731,380.76
Sewers and Sewage Processing	913,195.00	Recreation—Culture		Collected in 1990	521,351.06
Garbage and Trash Disposal	186,813.64	Public Works	169,044.87	Cancelled, Abated or Adjusted 1990	
Public Buildings and Grounds	47,133.00	Buildings and Grounds	240,927.56	Transfers to Tax Title Liens or Foreclosed	
Other Public Works		Library and Education		Balance December 31, 1990	210,029.70
<b>HEALTH and WELFARE</b>		Conservation		<b>TAX TITLE LIENS OUTSTANDING</b>	
Health Services Except Environmental	16,419.00	All Other		Balance January 1, 1990	
Welfare-Public Assistance	16,890.00	CAPITAL DEBT AUTHORIZED, DECEMBER 31, 1990		Transfer From Taxes	
Hospital, Clinics, First Aid	1,500.00	ISSUED AND UNISSUED GROSS DEBT NET DEBT		Redeemed in 1990	
Animal, Insect, & Rodent Control	36,810.16	School 1,019,549		Cancelled, Abated or Adjusted (1990)	
Other Welfare Services		Self-Liquidating 6,484,548	6,217,548	Transfers to Foreclosed Property	
<b>RECREATION and CONSERVATION</b>		Other 7,504,097	6,217,548	Balance December 31, 1990	
Beaches and Boardwalks				PROPERTY ACQUIRED BY DEED OR	
Parks, Playgrounds, Shade Trees	50,193.00	ISSUED AND OUTSTANDING		FORECLOSURE	
Land Reclamation & Conservation	482,450.00	School 342,678.52		Balance January 1, 1990	5,800.00
Other Recreational Services	52,711.00	Self-Liquidating 6,389,549.00		Transfers From Taxes or Liens	
<b>EDUCATION (excluding schools)</b>		Other 6,732,226.52		Sale for Cash (1990)	
Libraries	36,000.00	Total	6,732,226.52	Cancelled, Abated or Adjusted (1990)	
Other Educational Services		EQUALIZED VALUATION BASIS		Balance December 31, 1990	5,800.00
<b>STATUTORY EXPENDITURES</b>		FOR NET DEBT COMPUTATION	1,102,080,741	<b>CURRENT FINANCES DECEMBER 31, 1990</b>	
Pensions & F. I. C. A.	363,922.30	REAL PROPERTY VALUATIONS		ASSETS	
Employee Fringe Benefits	222,950.20	Code Class # of Parcels % VAL'N ASSESSED VALUATION		Cash Dec. 31, 1990	7,078,659.29
Other Statutory Expenditures		1 Vacant Land 76 1.05 5,472,400.00		Taxes Receivable	898,178.00
CETA And Other Public Employment Programs		2 Residential 2397 93.73 487,704,100.00		Tax Title Liens	
<b>MUNICIPAL FUNCTIONS TOTAL</b>	4,965,290.82	3 Farm 71 4.65 24,193,000.00		Foreclosed Property	5,800.00
<b>CAPITAL IMPROVEMENTS *MEMO*</b>	100,000.00	4a Commercial 6 4.57 2,966,200.00		Emergencies & Other Deferred Charges	16,000.00
<b>DEBT SERVICE</b>		4b Industrial 2550 520,340,700.00		State and Federal Aid Receivable	20,172.85
Principal Payments	663,673.00	Total	43.64	Other Receivables	51,184.13
Interest Payments	406,620.75			Total	8,069,994.27
<b>DEFERRED CHARGES</b>	144,372.24	Land Area 5.20 Sq. Miles		<b>LIABILITIES, RESERVES, AND SURPLUS</b>	
<b>SCHOOL, COUNTY, SPECIAL DISTRICT TAXES</b>	13,106,756.51	Net Valuation Taxable-Municipal	521,010,777	Cash Liabilities	4,041,224.04
<b>RESERVE FOR UNCOLLECTED TAXES</b>	1,047,095.68	Net Valuation Taxable-County	1,128,771,619	Reserves for Receivables	955,162.13
<b>EXPENDITURES TOTAL</b>	20,337,319.00	State Equalized Valuation	1,193,018,152	Surplus Dec. 31, 1990	3,073,608.10
		State Equalization Ratio		Total	8,069,994.27

0430  
 Population 1980 9,461  
 Population 1990 9,042  
 S & P Rating  
 Moody Rating

General Tax Rate Per \$100.  
 2.44  
 State Equalized Tax Rate  
 2.62

**RUNNEMEDE BOROUGH - CAMDEN CO.**  
 Form of Government  
 Borough Council  
 Number of Members - 6

PER CAPITA:  
 Gross Debt 148.27  
 Net Debt 110.95  
 Debt Service 26.90  
 Total Tax Levy 875.15  
 Municipal Expenditures 375.36  
 PER CENT:  
 Gross Debt .51  
 Net Debt .38  
 Tax Levy Collected 93.84  
 Tax Levy Cancelled, Abated or Adjusted .33

EXPENDITURES		REVENUES-REALIZED		1990 PROPERTY TAX	
<b>GENERAL GOVERNMENT</b>				<b>STATE EQUALIZED TAX RATE</b>	
Governing Body & Public Boards	25,151.14	1990 Property Taxes Collected	7,432,952.90	Local District School Taxes	2,232,616.50
Municipal Clerk		1990 Payments in Lieu of Taxes		Regional & Consolidated School Tax	1,218,084.35
Financial Administration	31,046.29	Delinquent Tax & Lien Collections	276,315.89	School Taxes in Municipal Budget	
Assessment of Taxes	10,120.80	Business Personalty Replacement Taxes	69,972.08	County Taxes	2,640,067.14
Collection of Taxes	62,088.96	Taxes from Public Utilities	554,219.00	County Library Taxes	
Planning, Housing & Development	16,365.00	Other Miscellaneous Tax Revenues		Local Municipal Purpose Taxes	1,810,000.00
Human Resources	49,871.44	State Aid Revenues	168,273.75	Veteran & Senior Citizen Taxes	155,250.00
Elections	5,240.27	Federal Aid Revenues		Total Taxes far Rate Computation	8,056,017.99
General Administration (other)	345,360.59	State and Local Fiscal Assistance Act Utilized		Special District Taxes	
<b>JUDICIARY</b>		Sale of Acquired Property		Bank Corp. Taxes	
Municipal Courts	42,109.82	Other Miscellaneous Revenues	722,728.55	Added and Omitted Taxes	12,371.07
<b>PUBLIC SAFETY</b>		Total	9,224,462.17	Total Taxes Levied - ABSTRACT	7,913,139.06
Fire Protection	109,094.26	Prior Years Surplus Appropriated		Total Taxes Billed	7,920,942.13
Police Protection	515,919.50	REVENUES TOTAL	9,224,462.17	1990 TAXES COLLECTED	7,432,952.90
Civil Defense & Disaster Control		Reserve For Uncollected Taxes	489,530.57	1990 Taxes Cancelled, Abated or Adjusted	26,000.53
Environmental Inspection & Control	19,586.23	CAPITAL OUTLAY TOTAL	207,743.45	Transfer to Tax Title Liens or Foreclosed	
Other Public Safety				Balance Outstanding Dec. 31, 1990	461,988.70
<b>PUBLIC WORKS</b>				PRIOR YEARS TAXES OUTSTANDING	
Streets and Drainage	289,688.65	Public Enterprises		Balance January 1, 1990	309,122.58
Sewers and Sewage Processing		Recreation-Culture		Collected in 1990	253,110.49
Garbage and Trash Disposal	631,810.00	Public Works	59,089.33	Cancelled, Abated or Adjusted 1990	5,669.95
Public Buildings and Grounds		Buildings and Grounds	148,654.12	Transfers to Tax Title Liens or Foreclosed	19,913.97
Other Public Works		Library and Education		Balance December 31, 1990	30,426.17
<b>HEALTH and WELFARE</b>		Conservation		TAX TITLE LIENS OUTSTANDING	
Health Services Except Environmental	4,804.57	All Other		Balance January 1, 1990	28,539.71
Welfare-Public Assistance	8,239.85			Transfer From Taxes	19,913.97
Hospital, Clinics, First Aid				Redeemed in 1990	23,205.40
Animal, Insect, & Rodent Control				Cancelled, Abated or Adjusted (1990)	
Other Welfare Services				Transfers to Foreclosed Property	
<b>RECREATION and CONSERVATION</b>				Balance December 31, 1990	25,248.28
Beaches and Boardwalks				PROPERTY ACQUIRED BY DEED OR FORECLOSURE	
Parks, Playgrounds, Shade Trees				Balance January 1, 1990	23,852.50
Land Reclamation & Conservation				Transfers From Taxes or Liens	
Other Recreational Services	47,330.39			Sale for Cash (1990)	
<b>EDUCATION (excluding schools)</b>				Cancelled, Abated or Adjusted (1990)	
Libraries	52,115.00			Balance December 31, 1990	23,852.50
Other Educational Services				CURRENT FINANCES DECEMBER 31, 1990	
<b>STATUTORY EXPENDITURES</b>				ASSETS	
Pensions & F. I. C. A.	116,227.76			Cash Dec. 31, 1990	456,540.22
Employee Fringe Benefits	170,341.68			Taxes Receivable	492,416.87
Other Statutory Expenditures	4,000.00			Tax Title Liens	25,248.28
<b>CETA And Other Public Employment Programs</b>				Foreclosed Property	23,852.50
<b>MUNICIPAL FUNCTIONS TOTAL</b>	2,556,512.20			Emergencies & Other Deferred Charges	1,287,076.61
<b>CAPITAL IMPROVEMENTS *MEMO*</b>	10,000.00			State and Federal Aid Receivable	
<b>DEBT SERVICE</b>				Other Receivables	148,034.54
Principal Payments	150,000.00			Total	2,433,169.02
Interest Payments	93,254.07			LIABILITIES, RESERVES, AND SURPLUS	
<b>DEFERRED CHARGES</b>	104,751.89			Cash Liabilities	1,486,934.61
<b>SCHOOL, COUNTY, SPECIAL DISTRICT TAXES</b>	6,090,767.99			Reserves for Receivables	689,552.19
<b>RESERVE FOR UNCOLLECTED TAXES</b>	489,530.57			Surplus Dec. 31, 1990	256,682.22
<b>EXPENDITURES TOTAL</b>	9,484,816.72			Total	2,433,169.02



0256  
 Population 1980 19,068  
 Population 1990 17,790  
 S & P Rating  
 Moody Rating A1

General Tax Rate Per \$100. 2.04  
 State Equalized Tax Rate 1.90

**RUTHERFORD BOROUGH - BERGEN CO.**  
 Form of Government  
 Borough Council  
 Number of Members - 6

PER CAPITA  
 Gross Debt 581.17  
 Net Debt 374.37  
 Debt Service 68.23  
 Total Tax Levy 1,468.76  
 Municipal Expenditures 753.67  
 PER CENT:  
 Gross Debt .81  
 Net Debt .52  
 Tax Levy Collected 97.16  
 Tax Levy Cancelled, Abated or Adjusted 1.03

EXPENDITURES		REVENUES-REALIZED		1990 PROPERTY TAX	
<b>GENERAL GOVERNMENT</b>				<b>STATE EQUALIZED TAX RATE</b>	
Governing Body & Public Boards		1990 Property Taxes Collected	25,479,441.85	Local District School Taxes	12,655,159.50
Municipal Clerk		1990 Payments in Lieu of Taxes		Regional & Consolidated School Tax	
Financial Administration	37,193.00	Delinquent Tax & Lien Collections	444,121.52	School Taxes in Municipal Budget	
Assessment of Taxes	65,125.00	Business Personalty Replacement Taxes	157,259.64	County Taxes	3,124,073.24
Collection of Taxes	129,739.00	Taxes from Public Utilities	929,761.00	County Library Taxes	
Planning, Housing & Development	11,200.00	Other Miscellaneous Tax Revenues		Local Municipal Purpose Taxes	10,321,347.00
Human Resources	43,290.00	State Aid Revenues	264,223.73	Veteran & Senior Citizen Taxes	173,000.00
Elections		Federal Aid Revenues		Total Taxes for Rate Computation	26,273,579.74
General Administration (other)	1,157,931.00	State and Local Fiscal Assistance Act Utilized		Special District Taxes	
<b>JUDICIARY</b>		Sale of Acquired Property		Bank Corp. Taxes	
Municipal Courts	129,993.93	Other Miscellaneous Revenues	1,313,854.77	Added and Omitted Taxes	28,683.16
<b>PUBLIC SAFETY</b>		Total	28,588,662.51	Total Taxes Levied - ABSTRACT	26,129,262.90
Fire Protection	295,638.00	Prior Years Surplus Appropriated		Total Taxes Billed	26,224,636.89
Police Protection	2,736,295.00	REVENUES TOTAL	28,588,662.51	1990 TAXES COLLECTED	25,479,441.85
Civil Defense & Disaster Control	1,755.00	Reserve For Uncollected Taxes	723,646.47	1990 Taxes Cancelled, Abated or Adjusted	269,719.48
Environmental Inspection & Control	87,229.00	<b>CAPITAL OUTLAY TOTAL</b>	538,624.27	Transfer to Tax Title Liens or Foreclosed	3,337.44
Other Public Safety				Balance Outstanding Dec. 31, 1990	472,138.12
<b>PUBLIC WORKS</b>				<b>PRIOR YEARS TAXES OUTSTANDING</b>	
Streets and Drainage	770,628.00	Public Enterprises		Balance January 1, 1990	562,655.16
Sewers and Sewage Processing	633,903.00	Recreation-Culture	10,351.00	Collected in 1990	444,121.52
Garbage and Trash Disposal	1,726,861.00	Public Works	353,367.81	Cancelled, Abated or Adjusted 1990	116,092.89
Public Buildings and Grounds	141,050.00	Buildings and Grounds	164,055.46	Transfers to Tax Title Liens or Foreclosed	
Other Public Works	103,000.00	Library and Education	10,850.00	Balance December 31, 1990	2,440.75
<b>HEALTH and WELFARE</b>		Conservation		<b>TAX TITLE LIENS OUTSTANDING</b>	
Health Services Except Environmental	200,084.00	All Other		Balance January 1, 1990	14,577.55
Welfare-Public Assistance	19,379.00	<b>CAPITAL DEBT AUTHORIZED, DECEMBER 31, 1990</b>		Transfer From Taxes	3,337.44
Hospital, Clinics, First Aid		ISSUED AND UNISSUED	GROSS DEBT	Redeemed in 1990	
Animal, Insect, & Rodent Control		School	3,679,000	Cancelled, Abated or Adjusted (1990)	
Other Welfare Services		Self-Liquidating		Transfers to Foreclosed Property	
<b>RECREATION and CONSERVATION</b>		Other	6,660,000	Balance December 31, 1990	17,914.99
Beaches and Boardwalks		Total	10,339,000	<b>PROPERTY ACQUIRED BY DEED OR FORECLOSURE</b>	
Parks, Playgrounds, Shade Trees	325,294.00	ISSUED AND OUTSTANDING		Balance January 1, 1990	10,925.00
Land Reclamation & Conservation	104,492.58	School	3,679,000.00	Transfers From Taxes or Liens	
Other Recreational Services	293,221.00	Self-Liquidating		Sale for Cash (1990)	
<b>EDUCATION (excluding schools)</b>		Other	6,660,000.00	Cancelled, Abated or Adjusted (1990)	
Libraries	461,047.00	Total	10,339,000.00	Balance December 31, 1990	10,925.00
Other Educational Services		<b>EQUALIZED VALUATION BASIS</b>		<b>CURRENT FINANCES DECEMBER 31, 1990</b>	
<b>STATUTORY EXPENDITURES</b>		FOR NET DEBT COMPUTATION	1,277,466,181	<b>ASSETS</b>	
Pensions & F. I. C. A.	916,812.00	<b>REAL PROPERTY VALUATIONS</b>		Cash Dec. 31, 1990	
Employee Fringe Benefits	687,000.00	Code Class # of Parcels % VAL'N	ASSESSED VALUATION	Taxes Receivable	474,578.87
Other Statutory Expenditures		1 Vacant Land 120 2.00	25,239,440.00	Tax Title Liens	17,914.99
CETA And Other Public Employment Programs		2 Residential 4930 73.37	927,395,050.00	Foreclosed Property	10,925.00
<b>MUNICIPAL FUNCTIONS TOTAL</b>	11,128,130.51	3 Farm		Emergencies & Other Deferred Charges	249,624.74
<b>CAPITAL IMPROVEMENTS</b>	<b>* MEMO *</b>	4a Commercial 235 16.33	206,386,500.00	State and Federal Aid Receivable	760,230.23
<b>DEBT SERVICE</b>		4b Industrial 25 3.06	38,716,600.00	Other Receivables	
Principal Payments	690,000.00	4c Apartments 35 5.25	66,330,900.00	Total	1,513,273.83
Interest Payments	523,735.07	Total 5345	1,264,068,490.00	<b>LIABILITIES, RESERVES, AND SURPLUS</b>	
<b>DEFERRED CHARGES</b>	342,226.53	Land Area 2.60 Sq. Miles		Cash Liabilities	778,055.28
<b>SCHOOL, COUNTY, SPECIAL DISTRICT TAXES</b>	15,779,232.74	Net Valuation Taxable-Municipal	1,284,116,548	Reserves for Receivables	503,418.86
<b>RESERVE FOR UNCOLLECTED TAXES</b>	723,646.47	Net Valuation Taxable-County	1,325,450,235	Surplus Dec. 31, 1990	231,799.69
<b>EXPENDITURES TOTAL</b>	29,187,021.32	State Equalized Valuation	1,374,600,662	Total	1,513,273.83
		State Equalization Ratio	93.32		



0257

Population 1980 **14,084**  
 Population 1990 **13,296**  
 S & P Rating **A**  
 Moody Rating **A1**

General Tax Rate Per \$100. **1.24**  
 State Equalized Tax Rate **1.26**

**SADDLE BROOK TWP. - BERGEN CO.**  
 Form of Government  
**Mayor-Council Plan B (OMCL 50)**  
 Number of Members - 7

PER CAPITA:  
 Gross Debt **435.50**  
 Net Debt **417.33**  
 Debt Service **65.31**  
 Total Tax Levy **1,353.22**  
 Municipal Expenditures **645.71**

PER CENT:  
 Gross Debt **.45**  
 Net Debt **.43**  
 Tax Levy Collected **98.28**  
 Tax Levy Cancelled, Abated or Adjusted **.05**

EXPENDITURES		REVENUES-REALIZED		1990 PROPERTY TAX	
<b>GENERAL GOVERNMENT</b>				<b>STATE EQUALIZED TAX RATE</b>	
Governing Body & Public Boards	25,345.00	1990 Property Taxes Collected		Local District School Taxes	8,984,738.00
Municipal Clerk	78,196.00	1990 Payments in Lieu of Taxes		Regional & Consolidated School Tax	
Financial Administration	122,035.00	Delinquent Tax & Lien Collections		School Taxes in Municipal Budget	
Assessment of Taxes	106,079.00	Business Personalty Replacement Taxes		County Taxes	3,343,175.35
Collection of Taxes	46,315.00	Taxes from Public Utilities		County Library Taxes	
Planning, Housing & Development	20,661.00	Other Miscellaneous Tax Revenues		Local Municipal Purpose Taxes	5,633,886.00
Human Resources	122,374.00	State Aid Revenues		Veteran & Senior Citizen Taxes	202,100.00
Elections	8,594.00	Federal Aid Revenues		Total Taxes for Rate Computation	18,163,899.35
General Administration (other)	771,474.00	State and Local Fiscal Assistance Act Utilized		Special District Taxes	
<b>JUDICIARY</b>		Sole of Acquired Property		Bank Corp. Taxes	
Municipal Courts	124,206.00	Other Miscellaneous Revenues		Added and Omitted Taxes	30,573.00
<b>PUBLIC SAFETY</b>		Total		Total Taxes Levied - ABSTRACT	17,992,372.35
Fire Protection	186,298.00	Prior Years Surplus Appropriated		Total Taxes Billed	18,010,825.00
Police Protection	1,742,875.00	REVENUES TOTAL		1990 TAXES COLLECTED	17,700,641.00
Civil Defense & Disaster Control	11,290.00	Reserve For Uncollected Taxes		1990 Taxes Cancelled, Abated or Adjusted	9,668.00
Environmental Inspection & Control	58,219.00	CAPITAL OUTLAY TOTAL		Transfer to Tax Title Liens or Foreclosed	4,995.00
Other Public Safety				Balance Outstanding Dec. 31, 1990	295,521.00
<b>PUBLIC WORKS</b>		Public Enterprises		<b>PRIOR YEARS TAXES OUTSTANDING</b>	
Streets and Drainage	383,170.00	Recreation-Culture		Balance January 1, 1990	198,445.00
Sewers and Sewage Processing	101,340.00	Public Works		Collected in 1990	165,575.00
Gorbage and Trash Disposal	1,687,072.00	Buildings and Grounds		Cancelled, Abated or Adjusted 1990	
Public Buildings and Grounds	10,201.00	Library and Education		Transfers to Tax Title Liens or Foreclosed	
Other Public Works		Conservation		Balance December 31, 1990	32,870.00
<b>HEALTH and WELFARE</b>		All Other		<b>TAX TITLE LIENS OUTSTANDING</b>	
Health Services Except Environmental	36,411.00	CAPITAL DEBT AUTHORIZED, DECEMBER 31, 1990		Balance January 1, 1990	23,345.00
Welfare-Public Assistance	11,942.00	ISSUED AND UNISSUED GROSS DEBT NET DEBT		Transfer From Taxes	4,995.00
Hospital, Clinics, First Aid		School		Redeemed in 1990	
Animal, Insect, & Rodent Control	8,181.00	Self-Liquidating		Cancelled, Abated or Adjusted (1990)	3,043.00
Other Welfare Services		Other		Transfers to Foreclosed Property	
<b>RECREATION and CONSERVATION</b>		Total		Balance December 31, 1990	25,297.00
Beaches and Boardwalks	43,975.00	ISSUED AND OUTSTANDING		<b>PROPERTY ACQUIRED BY DEED OR FORECLOSURE</b>	
Parks, Playgrounds, Shade Trees	153,219.00	School		Balance January 1, 1990	163,649.00
Land Reclamation & Conservation	37,070.00	Self-Liquidating		Transfers From Taxes or Liens	
Other Recreational Services		Other		Sale for Cash (1990)	
<b>EDUCATION (excluding schools)</b>		Total		Cancelled, Abated or Adjusted (1990)	
Libraries	274,211.00	EQUALIZED VALUATION BASIS		Balance December 31, 1990	163,649.00
Other Educational Services		FOR NET DEBT COMPUTATION		<b>CURRENT FINANCES DECEMBER 31, 1990</b>	
<b>STATUTORY EXPENDITURES</b>		REAL PROPERTY VALUATIONS		<b>ASSETS</b>	
Pensions & F. I. C. A.	395,478.00	Code Class # of Parcels % VAL'N ASSESSED VALUATION		Cash Dec. 31, 1990	1,762,089.00
Employee Fringe Benefits	585,947.00	1 Vacant Land 99 1.35 19,543,100.00		Taxes Receivable	328,391.00
Other Statutory Expenditures		2 Residential 3949 59.33 859,234,350.00		Tax Title Liens	25,297.00
<b>CETA And Other Public Employment Programs</b>		3 Farm 272,721,200.00		Foreclosed Property	163,649.00
<b>MUNICIPAL FUNCTIONS TOTAL</b>	<b>7,157,178.00</b>	4a Commercial 127 18.83 263,269,600.00		Emergencies & Other Deferred Charges	167,500.00
<b>CAPITAL IMPROVEMENTS *MEMO*</b>	<b>73,200.00</b>	4b Industrial 86 18.18 33,474,800.00		State and Federal Aid Receivable	13,152.00
<b>DEBT SERVICE</b>		4c Apartments 6 2.31 1,448,243,050.00		Other Receivables	71,913.00
Principal Payments	480,000.00	Total		Total	2,531,991.00
Interest Payments	388,426.00	Land Area 2.70 Sq. Miles		<b>LIABILITIES, RESERVES, AND SURPLUS</b>	
<b>DEFERRED CHARGES</b>	<b>109,636.00</b>	Net Valuation Taxable-Municipal		Cash Liabilities	1,001,046.00
<b>SCHOOL, COUNTY, SPECIAL DISTRICT TAXES</b>	<b>12,327,913.35</b>	Net Valuation Taxable-County		Reserves for Receivables	589,250.00
<b>RESERVE FOR UNCOLLECTED TAXES</b>	<b>450,171.00</b>	State Equalized Valuation		Surplus Dec. 31, 1990	941,695.00
<b>EXPENDITURES TOTAL</b>	<b>20,913,324.35</b>	State Equalization Ratio		Total	2,531,991.00

0258

Population 1980 2,763  
 Population 1990 2,950  
 S & P Rating  
 Moody Rating

General Tax Rate Per \$100.

State Equalized Tax Rate

.60

.69

## SADDLE RIVER BOROUGH - BERGEN CO.

Form of Government

Borough Council

Number of Members - 6

PER CAPITA:

Gross Debt 867.63  
 Net Debt 851.36  
 Debt Service 191.18  
 Total Tax Levy 2,599.91  
 Municipal Expenditures 1,370.82

PER CENT:

Gross Debt .24  
 Net Debt .24  
 Tax Levy Collected 93.82  
 Tax Levy Cancelled, Abated or Adjusted .27

EXPENDITURES		REVENUES-REALIZED		1990 PROPERTY TAX	
GENERAL GOVERNMENT				STATE EQUALIZED TAX RATE .23	
Governing Body & Public Boards		1990 Property Taxes Collected	7,249,693.85	Local District School Taxes	2,537,801.06
Municipal Clerk		1990 Payments in Lieu of Taxes		Regional & Consolidated School Tax	
Financial Administration	51,000.00	Delinquent Tax & Lien Collections	232,621.97	School Taxes in Municipal Budget	
Assessment of Taxes	25,500.00	Business Personalty Replacement Taxes	4,954.92	County Taxes	2,741,807.17
Collection of Taxes	27,225.00	Taxes from Public Utilities	401,532.00	County Library Taxes	
Planning, Housing & Development	47,925.00	Other Miscellaneous Tax Revenues		Local Municipal Purpose Taxes	2,352,400.06
Human Resources	56,805.00	State Aid Revenues	30,918.87	Veteran & Senior Citizen Taxes	10,000.00
Elections		Federal Aid Revenues		Total Taxes for Rate Computation	7,642,008.29
General Administration (other)	363,000.00	State and Local Fiscal Assistance Act Utilized		Special District Taxes	
JUDICIARY		Sale of Acquired Property		Bank Corp. Taxes	
Municipal Courts	53,208.91	Other Miscellaneous Revenues	540,766.10	Added and Omitted Taxes	37,734.00
PUBLIC SAFETY		Total	8,460,487.71	Total Taxes Levied - ABSTRACT	7,669,742.29
Fire Protection	66,294.33	Prior Years Surplus Appropriated	1,000,000.00	Total Taxes Billed	7,727,547.29
Police Protection	825,775.00	REVENUES TOTAL	9,460,487.71	1990 TAXES COLLECTED	7,249,693.85
Civil Defense & Disaster Control	500.00	Reserve For Uncollected Taxes	653,467.51	1990 Taxes Cancelled, Abated or Adjusted	20,728.01
Environmental Inspection & Control	136,550.00	CAPITAL OUTLAY TOTAL	295,913.99	Transfer to Tax Title Liens or Foreclosed	11,996.40
Other Public Safety				Balance Outstanding Dec. 31, 1990	445,129.03
PUBLIC WORKS				PRIOR YEARS TAXES OUTSTANDING	
Streets and Drainage	185,000.00	Public Enterprises		Balance January 1, 1990	247,985.13
Sewers and Sewage Processing	5,000.00	Recreation—Culture		Collected in 1990	232,621.97
Garbage and Trash Disposal	483,000.00	Public Works	155,101.61	Cancelled, Abated or Adjusted 1990	
Public Buildings and Grounds	78,500.00	Buildings and Grounds	140,812.38	Transfers to Tax Title Liens or Foreclosed	10,364.00
Other Public Works	13,000.00	Library and Education		Balance December 31, 1990	4,999.16
HEALTH AND WELFARE		Conservation		TAX TITLE LIENS OUTSTANDING	
Health Services Except Environmental	37,390.00	All Other		Balance January 1, 1990	
Welfare-Public Assistance	500.00	CAPITAL DEBT AUTHORIZED, DECEMBER 31, 1990		Transfer From Taxes	22,360.40
Hospital, Clinics, First Aid		ISSUED AND UNISSUED GROSS DEBT NET DEBT		Redeemed in 1990	
Animal, Insect, & Rodent Control		School 48,000		Cancelled, Abated or Adjusted (1990)	
Other Welfare Services		Self-Liquidating		Transfers to Foreclosed Property	
RECREATION and CONSERVATION		Other 2,511,500	2,511,500	Balance December 31, 1990	22,360.40
Beaches and Boardwalks		Total 2,559,500	2,511,500	PROPERTY ACQUIRED BY DEED OR FORECLOSURE	
Parks, Playgrounds, Shade Trees	22,500.00	ISSUED AND OUTSTANDING		Balance January 1, 1990	
Land Reclamation & Conservation	30,941.32	School 48,000.00		Transfers From Taxes or Liens	
Other Recreational Services	550.00	Self-Liquidating		Sale for Cash (1990)	
EDUCATION (excluding schools)		Other 1,736,500.00	1,736,500.00	Cancelled, Abated or Adjusted (1990)	
Libraries		Total 1,784,500.00	1,784,500.00	Balance December 31, 1990	
Other Educational Services		EQUALIZED VALUATION BASIS		CURRENT FINANCES DECEMBER 31, 1990	
STATUTORY EXPENDITURES		FOR NET DEBT COMPUTATION	1,065,828,369	ASSETS	
Pensions & F. I. C. A.	200,499.97	REAL PROPERTY VALUATIONS		Cash Dec. 31, 1990	2,364,881.75
Employee Fringe Benefits	94,500.00	Code Class # of Parcels % VAL'N	ASSESSED VALUATION	Taxes Receivable	450,128.19
Other Statutory Expenditures		1 Vacant Land 170 6.43	82,345,500.00	Tax Title Liens	22,360.40
CETA And Other Public Employment Programs		2 Residential 1073 92.23	1,181,680,100.00	Foreclosed Property	
MUNICIPAL FUNCTIONS TOTAL	2,805,164.53	3 Farm 19 .39	4,960,460.00	Emergencies & Other Deferred Charges	85,200.00
CAPITAL IMPROVEMENTS *MEMO*	79,000.00	4a Commercial 13 .90	11,536,100.00	State and Federal Aid Receivable	
DEBT SERVICE		4b Industrial		Other Receivables	95,064.85
Principal Payments	420,500.00	4c Apartments		Total	3,017,635.19
Interest Payments	143,472.20	Total 1275	1,280,522,180.00	LIABILITIES, RESERVES, AND SURPLUS	
DEFERRED CHARGES	21,300.00	Land Area 4.90 Sq. Miles		Cash Liabilities	1,032,938.55
SCHOOL, COUNTY, SPECIAL DISTRICT TAXES	5,279,608.23	Net Valuation Taxable-Municipal	1,281,635,548	Reserves for Receivables	567,553.44
RESERVE FOR UNCOLLECTED TAXES	653,467.51	Net Valuation Taxable-County	1,148,876,543	Surplus Dec. 31, 1990	1,417,143.20
EXPENDITURES TOTAL	9,323,512.53	State Equalized Valuation	1,119,278,038	Total	3,017,635.19
		State Equalization Ratio	114.52		



1712  
 Population 1980 6,959  
 Population 1990 6,883  
 S & P Rating  
 Moody Rating BAA1  
 General Tax Rate Per \$100. 3.59  
 State Equalized Tax Rate 4.13

SALEM CITY - SALEM COUNTY  
 Form of Government  
 Special Charter (P.L. 1858 c. 65)  
 Number of Members - 9

PER CAPITA:  
 Gross Debt 1,491.54  
 Net Debt 172.93  
 Debt Service 63.44  
 Total Tax Levy 663.37  
 Municipal Expenditures 591.86  
 PER CENT:  
 Gross Debt 10.63  
 Net Debt 1.23  
 Tax Levy Collected 82.87  
 Tax Levy Cancelled, Abated or Adjusted 1.26

EXPENDITURES		REVENUES-REALIZED		1990 PROPERTY TAX	
GENERAL GOVERNMENT				STATE EQUALIZED TAX RATE	
Governing Body & Public Boards		1990 Property Taxes Collected	3,783,738.30	Local District School Taxes	1.93 2,120,496.91
Municipal Clerk		1990 Payments in Lieu of Taxes	383,440.50	Regional & Consolidated School Tax	
Financial Administration	53,349.64	Delinquent Tax & Lien Collections	527,367.45	School Taxes in Municipal Budget	.02 25,318.59
Assessment of Taxes	38,675.49	Business Personalty Replacement Taxes	237,464.80	County Taxes	.80 883,090.04
Collection of Taxes	27,188.50	Taxes from Public Utilities	465,663.00	County Library Taxes	
Planning, Housing & Development	62,881.98	Other Miscellaneous Tax Revenues	456,559.36	Local Municipal Purpose Taxes	1.37 1,512,533.39
Human Resources	305,145.97	State Aid Revenues		Veteran & Senior Citizen Taxes	67,350.00
Elections		Federal Aid Revenues		Total Taxes for Rate Computation	4.12 4,608,798.93
General Administration (other)	364,013.93	State and Local Fiscal Assistance Act Utilized		Special District Taxes	
JUDICIARY		Sale of Acquired Property		Bank Corp. Taxes	
Municipal Courts	73,142.35	Other Miscellaneous Revenues	336,031.73	Added and Omitted Taxes	24,548.42
PUBLIC SAFETY		Total	6,240,265.69	Total Taxes Levied - ABSTRACT	4,565,987.42
Fire Protection	72,977.86	Prior Years Surplus Appropriated	450,000.00	Total Taxes Billed	4,565,987.42
Police Protection	773,175.30	REVENUES TOTAL	6,690,265.69	1990 TAXES COLLECTED	3,783,738.30
Civil Defense & Disaster Control	8,950.00	Reserve For Uncollected Taxes	598,370.76	1990 Taxes Cancelled, Abated or Adjusted	57,733.95
Environmental Inspection & Control	25,442.73	CAPITAL OUTLAY TOTAL	1,773,167.98	Transfer to Tax Title Liens or Foreclosed	117,772.75
Other Public Safety				Balance Outstanding Dec. 31, 1990	606,742.42
PUBLIC WORKS				PRIOR YEARS TAXES OUTSTANDING	
Streets and Drainage	353,553.37	Public Enterprises	1,234,088.94	Balance January 1, 1990	447,050.35
Sewers and Sewage Processing		Recreation-Culture		Collected in 1990	425,011.41
Garbage and Trash Disposal	175,322.38	Public Works	303,230.61	Cancelled, Abated or Adjusted 1990	853.52
Public Buildings and Grounds	27,954.28	Buildings and Grounds	235,848.43	Transfers to Tax Title Liens or Foreclosed	21,191.92
Other Public Works		Library and Education		Balance December 31, 1990	
HEALTH and WELFARE		Conservation		TAX TITLE LIENS OUTSTANDING	
Health Services Except Environmental	2,250.00	All Other		Balance January 1, 1990	154,016.35
Welfare-Public Assistance	26,520.00	CAPITAL DEBT AUTHORIZED, DECEMBER 31, 1990		Transfer From Taxes	144,088.39
Hospital, Clinics, First Aid		ISSUED AND UNISSUED		Redeemed in 1990	101,750.04
Animal, Insect, & Rodent Control	200.00	School	1,834,000.00	Cancelled, Abated or Adjusted (1990)	832.86
Other Welfare Services		Self-Liquidating	7,242,000.00	Transfers to Foreclosed Property	
RECREATION and CONSERVATION		Other	1,190,250.00	Balance December 31, 1990	195,515.84
Beaches and Boardwalks		Total	10,266,250.00	PROPERTY ACQUIRED BY DEED OR FORECLOSURE	
Parks, Playgrounds, Shade Trees	40,494.00	ISSUED AND OUTSTANDING		Balance January 1, 1990	78,800.00
Land Reclamation & Conservation	12,639.00	School	1,834,000.00	Transfers From Taxes or Liens	
Other Recreational Services		Self-Liquidating	7,242,000.00	Sale for Cash (1990)	
EDUCATION (excluding schools)		Other	1,190,250.00	Cancelled, Abated or Adjusted (1990)	
Libraries	86,000.00	Total	10,266,250.00	Balance December 31, 1990	78,800.00
Other Educational Services		EQUALIZED VALUATION BASIS		CURRENT FINANCES DECEMBER 31, 1990	
STATUTORY EXPENDITURES		FOR NET DEBT COMPUTATION	96,607,764	ASSETS	
Pensions & F. I. C. A.	206,634.05	REAL PROPERTY VALUATIONS		Cash Dec. 31, 1990	749,673.45
Employee Fringe Benefits	186,522.37	Code Class # of Parcels % VAL'N		Taxes Receivable	606,742.42
Other Statutory Expenditures	6,500.00	1 Vacant Land 214 1.70	2,096,600.00	Tax Title Liens	195,515.84
CETA And Other Public Employment Programs		2 Residential 1629 56.13	69,125,262.00	Foreclosed Property	78,800.00
MUNICIPAL FUNCTIONS TOTAL	2,930,533.20	3 Farm 14 .29	359,000.00	Emergencies & Other Deferred Charges	104,799.67
CAPITAL IMPROVEMENTS *MEMO*	70,000.00	4a Commercial 163 25.16	30,987,311.00	State and Federal Aid Receivable	17,036.00
DEBT SERVICE		4b Industrial 16 8.87	10,918,900.00	Other Receivables	174,647.80
Principal Payments	255,000.00	4c Apartments 11 7.84	9,654,500.00	Total	1,927,215.18
Interest Payments	216,042.65	Total 2047	123,141,573.00	LIABILITIES, RESERVES, AND SURPLUS	
TYPE I SCHL DEBT *MEMO	409,759.25	Land Area 2.70 Sq. Miles		Cash Liabilities	580,675.10
DEFERRED CHARGES	73,799.67	Net Valuation Taxable-Municipal	126,558,923	Reserves for Receivables	1,023,801.67
SCHOOL, COUNTY, SPECIAL DISTRICT TAXES	3,028,905.54	Net Valuation Taxable-County	103,244,065	Surplus Dec. 31, 1990	322,738.41
RESERVE FOR UNCOLLECTED TAXES	598,370.76	State Equalized Valuation	110,487,668	Total	1,927,215.18
EXPENDITURES TOTAL	7,102,651.82	State Equalization Ratio	115.01		



1917

Population 1980

1,485

Population 1990

1,732

S &amp; P Rating

Maady Rating

General Tax Rate Per \$100.

2.44

State Equalized Tax Rate

1.56

## SANDYSTON TOWNSHIP - SUSSEX CO.

Form of Government

Township Committee

Number of Members - 3

PER CAPITA:

Gross Debt

60.04

Net Debt

Debt Service

Total Tax Levy

1,087.23

Municipal Expenditures

362.80

PER CENT:

Gross Debt

.09

Net Debt

Tax Levy Collected

89.95

Tax Levy Cancelled, Abated

or Adjusted

.02

EXPENDITURES		REVENUES-REALIZED		1990 PROPERTY TAX	
GENERAL GOVERNMENT				STATE EQUALIZED TAX RATE →	
Governing Body & Public Boards		1990 Property Taxes Collected	1,699,871.50	Local District Schaal Taxes	
Municipal Clerk		1990 Payments in Lieu of Taxes		Regional & Consolidated Schaal Tax	1.12
Financial Administration	22,000.00	Delinquent Tax & Lien Collections	164,546.17	Schaal Taxes in Municipal Budget	
Assessment of Taxes	33,500.00	Business Personalty Replacement Taxes	14,602.84	County Taxes	.37 *
Collection of Taxes	13,400.00	Taxes from Public Utilities	119,019.00	County Library Taxes	.02
Planning, Housing & Development	25,489.23	Other Miscellaneous Tax Revenues		Local Municipal Purpose Taxes	.04
Human Resources		State Aid Revenues	813.25	Veteran & Senior Citizen Taxes	
Elections		Federal Aid Revenues		Total Taxes for Rate Computation	1.55
General Administration (other)	62,995.00	State and Local Fiscal Assistance Act Utilized		Special District Taxes	
JUDICIARY		Sale of Acquired Property		Bank Corp. Taxes	
Municipal Courts	28,272.27	Other Miscellaneous Revenues	146,188.47	Added and Omitted Taxes	14,198.33
PUBLIC SAFETY		Total	2,145,041.23	Total Taxes Levied - ABSTRACT	1,883,080.62
Fire Protection	27,550.00	Prior Years Surplus Appropriated	120,000.00	Total Taxes Billed	1,889,695.20
Police Protection	2,500.00	REVENUES TOTAL	2,265,041.23	1990 TAXES COLLECTED	1,699,871.50
Civil Defense & Disaster Control	505.00	Reserve For Uncollected Taxes	219,913.25	1990 Taxes Cancelled, Abated or Adjusted	334.28
Environmental Inspection & Control	23,150.00	CAPITAL OUTLAY TOTAL	6,643.70	Transfer to Tax Title Liens or Foreclosed	22,215.00
Other Public Safety				Balance Outstanding Dec. 31, 1990	167,274.42
PUBLIC WORKS				PRIOR YEARS TAXES OUTSTANDING	
Streets and Drainage	93,023.46	Public Enterprises	6,643.70	Balance January 1, 1990	189,115.22
Sewers and Sewage Processing		Recreation-Culture		Collected in 1990	154,992.42
Garbage and Trash Disposal	13,800.00	Public Works		Cancelled, Abated or Adjusted 1990	4,606.22
Public Buildings and Grounds		Buildings and Grounds		Transfers to Tax Title Liens or Foreclosed	18,116.05
Other Public Works		Library and Education		Balance December 31, 1990	11,400.53
HEALTH and WELFARE		Conservation		TAX TITLE LIENS OUTSTANDING	
Health Services Except Environmental	1,550.00	All Other		Balance January 1, 1990	33,748.56
Welfare-Public Assistance	4,850.00	CAPITAL DEBT AUTHORIZED, DECEMBER 31, 1990		Transfer From Taxes	43,381.79
Hospital, Clinics, First Aid	2,500.00	ISSUED AND UNISSUED GROSS DEBT		Redeemed in 1990	9,553.75
Animal, Insect, & Radent Control	1,050.00	Schaal	103,994	Cancelled, Abated or Adjusted (1990)	
Other Welfare Services		Self-Liquidating		Transfers to Foreclosed Property	
RECREATION and CONSERVATION		Other		Balance December 31, 1990	67,576.60
Beaches and Boardwalks		Total	103,994	PROPERTY ACQUIRED BY DEED OR FORECLOSURE	
Parks, Playgrounds, Shade Trees		ISSUED AND OUTSTANDING		Balance January 1, 1990	58,200.00
Land Reclamation & Conservation		Schaal	103,994.58	Transfers From Taxes or Liens	
Other Recreational Services	1,550.00	Self-Liquidating		Sale for Cash (1990)	1,079.26
EDUCATION (excluding schaal)		Other		Cancelled, Abated or Adjusted (1990)	6,520.74
Libraries		Total	103,994.58	Balance December 31, 1990	50,600.00
Other Educational Services		EQUALIZED VALUATION BASIS FOR NET DEBT COMPUTATION	111,630,865	CURRENT FINANCES DECEMBER 31, 1990	
STATUTORY EXPENDITURES		REAL PROPERTY VALUATIONS		ASSETS	
Pensions & F. I. C. A.	23,904.85	Code Class # of Parcels % VAL'N	ASSESSED VALUATION	Cash Dec. 31, 1990	204,794.54
Employee Fringe Benefits		1 Vacant Land 268 6.66	5,095,300.00	Taxes Receivable	178,674.95
Other Statutory Expenditures		2 Residential 774 75.08	57,431,000.00	Tax Title Liens	67,576.60
CETA And Other Public Employment Programs		3 Farm 207 9.24	7,065,100.00	Foreclosed Property	50,600.00
MUNICIPAL FUNCTIONS TOTAL	386,594.81	4a Commercial 47 7.87	6,020,600.00	Emergencies & Other Deferred Charges	4,274.81
CAPITAL IMPROVEMENTS *MEMO*		4b Industrial 4 1.15	876,800.00	State and Federal Aid Receivable	
DEBT SERVICE		4c Apartments		Other Receivables	12,525.31
Principal Payments		Total	76,488,800.00	LIABILITIES, RESERVES, AND SURPLUS	518,446.21
Interest Payments		Land Area 41.40 Sq. Miles		Cash Liabilities	74,354.41
DEFERRED CHARGES	21,864.51	Net Valuation Taxable-Municipal	76,864,626	Reserves for Receivables	309,376.86
SCHOOL, COUNTY, SPECIAL DISTRICT TAXES	1,819,162.29	Net Valuation Taxable-County	121,920,810	Surplus Dec. 31, 1990	134,714.94
RESERVE FOR UNCOLLECTED TAXES	219,913.25	State Equalized Valuation	120,301,822	Total	518,446.21
EXPENDITURES TOTAL	2,447,534.86	State Equalization Ratio	63.78		

**1219**  
 Population 1980 **29,969**  
 Population 1990 **34,986**  
 S & P Rating  
 Moody Rating **AA**

General Tax Rate Per \$100. **4.91**  
 State Equalized Tax Rate **1.65**

**SAYREVILLE BOROUGH - MIDDLESEX CO.**  
 Form of Government  
**Borough Council**  
 Number of Members - 6

PER CAPITA:  
 Gross Debt **1,044.51**  
 Net Debt **873.17**  
 Debt Service **91.81**  
 Total Tax Levy **1,039.97**  
 Municipal Expenditures **713.45**

PER CENT:  
 Gross Debt **1.86**  
 Net Debt **1.56**  
 Tax Levy Collected **96.87**  
 Tax Levy Cancelled, Abated or Adjusted **1.12**

EXPENDITURES		REVENUES-REALIZED		1990 PROPERTY TAX	
<b>GENERAL GOVERNMENT</b>				<b>STATE EQUALIZED TAX RATE</b>	
Governing Body & Public Boards		1990 Property Taxes Collected	35,309,104.28	Local District School Taxes	20,660,081.40
Municipal Clerk		1990 Payments in Lieu of Taxes		Regional & Consolidated School Tax	
Financial Administration	357,852.00	Delinquent Tax & Lien Collections	590,329.66	School Taxes in Municipal Budget	
Assessment of Taxes	187,300.00	Business Personalty Replacement Taxes	1,449,161.68	County Taxes	9,242,542.18
Collection of Taxes	128,350.00	Taxes from Public Utilities	9,639,329.00	County Library Taxes	
Planning, Housing & Development	126,300.00	Other Miscellaneous Tax Revenues		Local Municipal Purpose Taxes	6,178,872.00
Human Resources	140,894.00	State Aid Revenues	226,009.30	Veteran & Senior Citizen Taxes	366,700.00
Elections	22,300.00	Federal Aid Revenues		Total Taxes for Rate Computation	36,449,195.58
General Administration (other)	1,966,120.00	State and Local Fiscal Assistance Act Utilized		Special District Taxes	
<b>JUDICIARY</b>		Sale of Acquired Property		Bank Corp. Taxes	
Municipal Courts	271,750.00	Other Miscellaneous Revenues	4,426,193.26	Added and Omitted Taxes	303,068.95
<b>PUBLIC SAFETY</b>		Total	51,639,626.18	Total Taxes Levied - ABSTRACT	36,384,564.53
Fire Protection	422,308.00	Prior Years Surplus Appropriated	3,100,000.00	Total Taxes Billed	36,448,312.64
Police Protection	5,423,831.00	REVENUES TOTAL	54,739,626.18	1990 TAXES COLLECTED	35,309,104.28
Civil Defense & Disaster Control	15,900.00	Reserve For Uncollected Taxes	2,132,227.00	1990 Taxes Cancelled, Abated or Adjusted	42,020.09
Environmental Inspection & Control	242,800.00	CAPITAL OUTLAY TOTAL	5,917,339.79	Transfer to Tax Title Liens or Foreclosed	122,125.48
Other Public Safety				Balance Outstanding Dec. 31, 1990	975,062.79
<b>PUBLIC WORKS</b>				PRIOR YEARS TAXES OUTSTANDING	
Streets and Drainage	1,348,300.00	Public Enterprises	233,721.38	Balance January 1, 1990	699,470.23
Sewers and Sewage Processing	1,751,100.00	Recreation-Culture	541,664.09	Collected in 1990	574,932.20
Garbage and Trash Disposal	2,146,200.00	Public Works	4,481,928.28	Cancelled, Abated or Adjusted 1990	33,075.00
Public Buildings and Grounds	854,400.00	Buildings and Grounds	560,026.04	Transfers to Tax Title Liens or Foreclosed	33,307.29
Other Public Works		Library and Education		Balance December 31, 1990	58,155.74
<b>HEALTH and WELFARE</b>		Conservation		TAX TITLE LIENS OUTSTANDING	
Health Services Except Environmental	92,800.00	All Other		Balance January 1, 1990	165,921.76
Welfare-Public Assistance	47,550.00	CAPITAL DEBT AUTHORIZED, DECEMBER 31, 1990		Transfer From Taxes	160,243.98
Hospital, Clinics, First Aid		ISSUED AND UNISSUED		Redeemed in 1990	15,897.46
Animal, Insect, & Rodent Control	8,000.00	School	296	Cancelled, Abated or Adjusted (1990)	
Other Welfare Services		Self-Liquidating	5,994,000	Transfers to Foreclosed Property	
<b>RECREATION and CONSERVATION</b>		Other	30,548,781	Balance December 31, 1990	310,266.28
Beaches and Boardwalks		Total	36,543,077	PROPERTY ACQUIRED BY DEED OR FORECLOSURE	
Parks, Playgrounds, Shade Trees	826,800.00	ISSUED AND OUTSTANDING		Balance January 1, 1990	179,400.00
Land Reclamation & Conservation	44,830.00	School	296,000.00	Transfers From Taxes or Liens	
Other Recreational Services	220,700.00	Self-Liquidating	2,407,000.00	Sale for Cash (1990)	
<b>EDUCATION (excluding schools)</b>		Other	21,659,000.00	Cancelled, Abated or Adjusted (1990)	
Libraries	567,950.00	Total	24,352,000.00	Balance December 31, 1990	179,400.00
Other Educational Services	4,500.00	EQUALIZED VALUATION BASIS		CURRENT FINANCES DECEMBER 31, 1990	
<b>STATUTORY EXPENDITURES</b>		FOR NET DEBT COMPUTATION	1,961,015,064	ASSETS	
Pensions & F. I. C. A.	1,308,846.00	REAL PROPERTY VALUATIONS		Cash Dec. 31, 1990	15,457,585.40
Employee Fringe Benefits	1,014,000.00	Code Class # of Parcels % VALN		Taxes Receivable	1,033,218.53
Other Statutory Expenditures		1 Vacant Land 1320 4.42	32,354,600.00	Tax Title Liens	310,268.29
CETA And Other Public Employment Programs		2 Residential 9896 68.59	502,215,300.00	Foreclosed Property	179,400.00
<b>MUNICIPAL FUNCTIONS</b>		3 Farm 4 .02	130,800.00	Emergencies & Other Deferred Charges	104,000.00
CAPITAL IMPROVEMENTS *MEMO*	185,000.00	4a Commercial 380 8.82	64,547,000.00	State and Federal Aid Receivable	
<b>DEBT SERVICE</b>		4b Industrial 33 12.64	92,576,800.00	Other Receivables	89,582.23
Principal Payments	1,640,000.00	4c Apartments 16 5.51	40,366,800.00	Total	17,174,054.44
Interest Payments	1,572,137.50	Total 11649	732,191,300.00	LIABILITIES, RESERVES, AND SURPLUS	
<b>DEFERRED CHARGES</b>		Land Area 16.60 Sq. Miles		Cash Liabilities	10,115,336.81
SCHOOL, COUNTY, SPECIAL DISTRICT TAXES	74,725.51	Net Valuation Taxable-Municipal	736,155,676	Reserves for Receivables	1,612,469.04
RESERVE FOR UNCOLLECTED TAXES	29,902,623.58	Net Valuation Taxable-County	2,314,531,151	Surplus Dec. 31, 1990	5,446,198.79
<b>EXPENDITURES</b>		State Equalized Valuation	2,188,957,811	Total	17,174,054.44
TOTAL	54,863,394.59	State Equalization Ratio	33.51		



2016  
Population 1980 20,774  
Population 1990 21,160  
S & P Rating  
Moody Rating AA

General Tax Rate Per \$100. 3.94  
State Equalized Tax Rate 1.98

SCOTCH PLAINS TOWNSHIP - UNION CO.  
Form of Government  
Council-Manager Plan E (OMCL 50)  
Number of Members - 5

PER CAPITA:  
Gross Debt 181.51  
Net Debt 181.51  
Debt Service 19.94  
Total Tax Levy 1,625.99  
Municipal Expenditures 517.46  
PER CENT:  
Gross Debt .23  
Net Debt .23  
Tax Levy Collected 97.71  
Tax Levy Cancelled, Abated or Adjusted .08

EXPENDITURES		REVENUES-REALIZED		1990 PROPERTY TAX	
GENERAL GOVERNMENT				STATE EQUALIZED TAX RATE	
Governing Body & Public Boards				Local District School Taxes	
Municipal Clerk				Regional & Consolidated School Tax 1.21	
Financial Administration 102,010.00		1990 Property Taxes Collected 33,700,750.35		School Taxes in Municipal Budget	
Assessment of Taxes 67,275.00		1990 Payments in Lieu of Taxes		County Taxes .42	
Collection of Taxes 90,641.00		Delinquent Tax & Lien Collections 593,222.59		County Library Taxes	
Planning, Housing & Development 184,163.00		Business Personality Replacement Taxes 134,129.92		Local Municipal Purpose Taxes .35	
Human Resources 76,432.28		Taxes from Public Utilities 1,636,794.00		Veteran & Senior Citizen Taxes	
Elections 112,070.00		Other Miscellaneous Tax Revenues		Total Taxes for Rate Computation 1.98	
General Administration (other) 1,580,694.00		State Aid Revenues 35,741.14		Special District Taxes	
JUDICIARY		Federal Aid Revenues		Bank Corp. Taxes	
Municipal Courts 75,802.00		State and Local Fiscal Assistance Act Utilized		Added and Omitted Taxes	
PUBLIC SAFETY		Sole of Acquired Property		Total Taxes Levied - ABSTRACT	
Fire Protection 345,550.00		Other Miscellaneous Revenues		Total Taxes Billed	
Police Protection 2,183,777.00		Total 1,861,260.66		1990 TAXES COLLECTED	
Civil Defense & Disaster Control 13,335.00		Prior Years Surplus Appropriated 1,300,000.00		1990 Taxes Cancelled, Abated or Adjusted	
Environmental Inspection & Control 201,205.00		REVENUES TOTAL 39,261,898.66		Transfer to Tax Title Liens or Foreclosed	
Other Public Safety		Reserve For Uncollected Taxes 934,000.00		Balance Outstanding Dec. 31, 1990	
PUBLIC WORKS		CAPITAL OUTLAY TOTAL 1,493,257.85		PRIOR YEARS TAXES OUTSTANDING	
Streets and Drainage 1,427,630.00		Public Enterprises		Balance January 1, 1990	
Sewers and Sewage Processing 1,224,136.00		Recreation—Culture		Collected in 1990	
Garbage and Trash Disposal		Public Works 1,007,203.17		Cancelled, Abated or Adjusted 1990	
Public Buildings and Grounds 135,343.00		Buildings and Grounds 485,752.02		Transfers to Tax Title Liens or Foreclosed	
Other Public Works 70,000.00		Library and Education 297.66		Balance December 31, 1990	
HEALTH and WELFARE		Conservation		TAX TITLE LIENS OUTSTANDING	
Health Services Except Environmental 31,934.00		All Other		Balance January 1, 1990	
Welfare-Public Assistance 45,219.00		CAPITAL DEBT AUTHORIZED, DECEMBER 31, 1990		Transfer From Taxes	
Hospital, Clinics, First Aid 2,000.00		ISSUED AND UNISSUED GROSS DEBT NET DEBT		Redeemed in 1990	
Animal, Insect, & Rodent Control		School		Cancelled, Abated or Adjusted (1990)	
Other Welfare Services 500.00		Self-Liquidating		Transfers to Foreclosed Property	
RECREATION and CONSERVATION		Other 3,840,789 3,840,789		Balance December 31, 1990	
Beaches and Boardwalks		Total 3,840,789		PROPERTY ACQUIRED BY DEED OR	
Parks, Playgrounds, Shade Trees 233,408.00		ISSUED AND OUTSTANDING		FORECLOSURE	
Land Reclamation & Conservation 4,200.00		School		Balance January 1, 1990	
Other Recreational Services 179,213.00		Self-Liquidating		Transfers From Taxes or Liens	
EDUCATION (excluding schools)		Other 2,110,000.00		Sole for Cash (1990)	
Libraries 523,344.00		Total 2,110,000.00		Cancelled, Abated or Adjusted (1990)	
Other Educational Services		EQUALIZED VALUATION BASIS		Balance December 31, 1990	
STATUTORY EXPENDITURES		FOR NET DEBT COMPUTATION 1,661,539,571		CURRENT FINANCES DECEMBER 31, 1990	
Pensions & F. I. C. A. 672,364.00		REAL PROPERTY VALUATIONS		ASSETS	
Employee Fringe Benefits		Code Class # of Parcels % VAL'N ASSESSED VALUATION		Cosh Dec. 31, 1990	
Other Statutory Expenditures		1 Vacant Land 309 1.51 13,106,900.00		Taxes Receivable	
CETA And Other Public Employment Programs		2 Residential 6665 86.94 756,280,200.00		Tax Title Liens	
MUNICIPAL FUNCTIONS TOTAL 9,593,400.28		3 Farm 23 .29 2,534,300.00		Foreclosed Property	
CAPITAL IMPROVEMENTS *MEMO* 43,000.00		4a Commercial 241 7.56 65,880,600.00		Emergencies & Other Deferred Charges	
DEBT SERVICE		4b Industrial 26 .80 6,935,800.00		State and Federal Aid Receivable	
Principal Payments 265,000.00		4c Apartments 7 3.00 26,143,900.00		Other Receivables	
Interest Payments 157,016.23		Total 7271 870,881,700.00		Total	
DEFERRED CHARGES		Land Area 9.20 Sq. Miles		LIABILITIES, RESERVES, AND SURPLUS	
SCHOOL, COUNTY, SPECIAL DISTRICT TAXES 28,291,600.13		Net Valuation Taxable-Municipal 872,609,572		Cash Liabilities	
RESERVE FOR UNCOLLECTED TAXES 934,000.00		Net Valuation Taxable-County 1,722,388,665		Reserves for Receivables	
EXPENDITURES TOTAL 39,241,095.69		State Equalized Valuation 1,733,447,299		Surplus Dec. 31, 1990	
		State Equalization Ratio 50.29		Total	



1343  
Population 1980 1,812  
Population 1990 1,693  
S & P Rating  
Moody Rating BAA1

General Tax Rate Per \$100. 2.77  
State Equalized Tax Rate 1.73

SEA BRIGHT BOROUGH MONMOUTH CO.  
Form of Government  
Borough Council  
Number of Members - 6

PER CAPITA:  
Gross Debt 1,495.39  
Net Debt 1,489.24  
Debt Service 93.36  
Total Tax Levy 2,313.83  
Municipal Expenditures 1,426.59  
PER CENT:  
Gross Debt 1.12  
Net Debt 1.12  
Tax Levy Collected 93.10  
Tax Levy Cancelled, Abated or Adjusted

EXPENDITURES		REVENUES-REALIZED		1990 PROPERTY TAX	
<b>GENERAL GOVERNMENT</b>				<b>STATE EQUALIZED TAX RATE</b>	
Governing Body & Public Boards		1990 Property Taxes Collected	3,647,180.96	Local District School Taxes	.13 297,000.00
Municipal Clerk		1990 Payments in Lieu of Taxes		Regional & Consolidated School Tax	.50 1,139,534.03
Financial Administration	20,441.00	Delinquent Tax & Lien Collections	156,838.65	School Taxes in Municipal Budget	
Assessment of Taxes	15,105.00	Business Personalty Replacement Taxes	34,371.76	County Taxes	.43 * 979,763.64
Collection of Taxes	28,475.00	Taxes from Public Utilities	135,166.00	County Library Taxes	.01 32,133.80
Planning, Housing & Development	17,000.00	Other Miscellaneous Tax Revenues		Local Municipal Purpose Taxes	.65 1,468,888.00
Human Resources	34,168.40	State Aid Revenues	56,426.49	Veteran & Senior Citizen Taxes	
Elections		Federal Aid Revenues		Total Taxes for Rate Computation	1.72 3,931,719.47
General Administration (other)	251,585.00	State and Local Fiscal Assistance Act Utilized		Special District Taxes	
<b>JUDICIARY</b>		Sale of Acquired Property		Bank Corp. Taxes	
Municipal Courts	75,672.54	Other Miscellaneous Revenues		Added and Omitted Taxes	
<b>PUBLIC SAFETY</b>		Total	376,653.23	Total Taxes Levied - ABSTRACT	3,917,319.47
Fire Protection	54,368.50	Prior Years Surplus Appropriated	300,000.00	Total Taxes Billed	3,917,319.47
Police Protection	602,873.55	REVENUES TOTAL	4,727,137.09	1990 TAXES COLLECTED	3,647,180.96
Civil Defense & Disaster Control	4,402.00	Reserve For Uncollected Taxes	249,471.00	1990 Taxes Cancelled, Abated or Adjusted	
Environmental Inspection & Control	20,658.00	<b>CAPITAL OUTLAY TOTAL</b>	105,307.90	Transfer to Tax Title Liens or Foreclosed	
Other Public Safety				Balance Outstanding Dec. 31, 1990	270,138.51
<b>PUBLIC WORKS</b>				<b>PRIOR YEARS TAXES OUTSTANDING</b>	
Streets and Drainage	140,173.00	Public Enterprises		Balance January 1, 1990	156,932.02
Sewers and Sewage Processing	136,015.00	Recreation-Culture		Collected in 1990	156,838.65
Garbage and Trash Disposal	183,654.00	Public Works	12,522.49	Cancelled, Abated or Adjusted 1990	
Public Buildings and Grounds	15,300.00	Buildings and Grounds	92,785.41	Transfers to Tax Title Liens or Foreclosed	
Other Public Works		Library and Education		Balance December 31, 1990	93.37
<b>HEALTH and WELFARE</b>		Conservation		<b>TAX TITLE LIENS OUTSTANDING</b>	
Health Services Except Environmental	27,163.00	All Other		Balance January 1, 1990	599.47
Welfare-Public Assistance	2,081.00	<b>CAPITAL DEBT AUTHORIZED, DECEMBER 31, 1990</b>		Transfer From Taxes	
Hospital, Clinics, First Aid		<b>ISSUED AND UNISSUED</b>		Redeemed in 1990	
Animal, Insect, & Rodent Control		School	10,424	Cancelled, Abated or Adjusted (1990)	
Other Welfare Services		Self-Liquidating		Transfers to Foreclosed Property	
<b>RECREATION and CONSERVATION</b>		Other	2,521,276	Balance December 31, 1990	599.47
Beaches and Boardwalks	65,000.00	Total	2,531,700	<b>PROPERTY ACQUIRED BY DEED OR FORECLOSURE</b>	
Parks, Playgrounds, Shade Trees	17,000.00	<b>ISSUED AND OUTSTANDING</b>		Balance January 1, 1990	6,600.00
Land Reclamation & Conservation	31,500.09	School	10,424.51	Transfers From Taxes or Liens	
Other Recreational Services		Self-Liquidating		Sale for Cash (1990)	
<b>EDUCATION (excluding schools)</b>		Other	640,000.00	Cancelled, Abated or Adjusted (1990)	
Libraries		Total	650,424.51	Balance December 31, 1990	6,600.00
Other Educational Services		<b>EQUALIZED VALUATION BASIS</b>		<b>CURRENT FINANCES DECEMBER 31, 1990</b>	
<b>STATUTORY EXPENDITURES</b>		<b>FOR NET DEBT COMPUTATION</b>	225,212,852	<b>ASSETS</b>	
Pensions & F. I. C. A.	111,842.89	<b>REAL PROPERTY VALUATIONS</b>		Cash Dec. 31, 1990	667,628.91
Employee Fringe Benefits	99,000.00	Code Class # of Parcels % VAL'N		Taxes Receivable	270,231.88
Other Statutory Expenditures		1 Vacant Land 155 1.16	1,630,200.00	Tax Title Liens	599.47
<b>CETA And Other Public Employment Programs</b>		2 Residential 1011 77.25	103,979,800.00	Foreclosed Property	6,600.00
<b>MUNICIPAL FUNCTIONS TOTAL</b>	1,953,477.97	3 Farm		Emergencies & Other Deferred Charges	24,442.68
<b>CAPITAL IMPROVEMENTS *MEMO*</b>	25,000.00	4a Commercial 71 19.69	27,772,100.00	State and Federal Aid Receivable	100,000.00
<b>DEBT SERVICE</b>		4b Industrial		Other Receivables	94,706.28
Principal Payments	115,000.00	4c Apartments 8 1.90	2,687,100.00	Total	1,164,209.22
Interest Payments	43,053.00	Total 1245	141,069,200.00	<b>LIABILITIES, RESERVES, AND SURPLUS</b>	
<b>DEFERRED CHARGES</b>	54,207.11	Land Area .60 Sq. Miles		Cash Liabilities	387,141.96
<b>SCHOOL, COUNTY, SPECIAL DISTRICT TAXES</b>	2,448,431.47	Net Valuation Taxable-Municipal	141,486,849	Reserves for Receivables	372,137.63
<b>RESERVE FOR UNCOLLECTED TAXES</b>	249,471.00	Net Valuation Taxable-County	238,540,347	Surplus Dec. 31, 1990	404,929.63
<b>EXPENDITURES TOTAL</b>	4,863,640.55	State Equalized Valuation	226,128,369	Total	1,164,209.22
		State Equalization Ratio	62.50		

1344  
 Population 1980 2,650  
 Population 1990 2,099  
 S & P Rating  
 Maady Rating A  
 General Tax Rate Per \$100. .88  
 State Equalized Tax Rate 1.01

SEA GIRT BOROUGH - MONMOUTH CO.  
 Form of Government  
 Borough Council  
 Number of Members - 6

PER CAPITA:  
 Grass Debt 1,951.20  
 Net Debt 1,509.27  
 Debt Service 126.99  
 Total Tax Levy 2,602.28  
 Municipal Expenditures 1,095.30  
 PER CENT:  
 Grass Debt .79  
 Net Debt .61  
 Tax Levy Collected 96.94  
 Tax Levy Cancelled, Abated or Adjusted .33

EXPENDITURES		REVENUES-REALIZED		1990 PROPERTY TAX	
GENERAL GOVERNMENT				STATE EQUALIZED TAX RATE	
Governing Body & Public Boards		1990 Property Taxes Collected		Local District School Taxes	1,625,042.00
Municipal Clerk		1990 Payments in Lieu of Taxes		Regional & Consolidated School Tax	
Financial Administration	35,650.00	Delinquent Tax & Lien Collections		School Taxes in Municipal Budget	
Assessment of Taxes	3,139.00	Business Personalty Replacement Taxes		County Taxes	* 2,228,456.07
Collection of Taxes	23,918.00	Taxes from Public Utilities		County Library Taxes	73,110.92
Planning, Housing & Development	11,716.00	Other Miscellaneous Tax Revenues		Local Municipal Purpose Taxes	1,525,473.00
Human Resources	31,266.96	State Aid Revenues		Veteran & Senior Citizen Taxes	16,200.00
Elections		Federal Aid Revenues		Total Taxes for Rate Computation	5,468,281.99
General Administration (other)	270,337.00	State and Local Fiscal Assistance Act Utilized		Special District Taxes	
JUDICIARY		Sale of Acquired Property		Bank Corp. Taxes	
Municipal Courts	24,326.52	Other Miscellaneous Revenues		Added and Omitted Taxes	10,103.39
PUBLIC SAFETY		Total		Total Taxes Levied - ABSTRACT	5,462,185.38
Fire Protection	23,324.60	Prior Years Surplus Appropriated		Total Taxes Billed	5,465,906.71
Police Protection	547,443.66	REVENUES TOTAL		1990 TAXES COLLECTED	5,298,459.02
Civil Defense & Disaster Control	4,400.00	Reserve For Uncollected Taxes		1990 Taxes Cancelled, Abated or Adjusted	18,155.67
Environmental Inspection & Control	17,652.00	CAPITAL OUTLAY TOTAL		Transfer to Tax Title Liens or Foreclosed	5,123.90
Other Public Safety				Balance Outstanding Dec. 31, 1990	144,168.12
PUBLIC WORKS				PRIOR YEARS TAXES OUTSTANDING	
Streets and Drainage	173,652.00	Public Enterprises		Balance January 1, 1990	199,772.52
Sewers and Sewage Processing	10,000.00	Recreation-Culture		Collected in 1990	178,272.65
Garbage and Trash Disposal	305,158.00	Public Works		Cancelled, Abated or Adjusted 1990	21,499.87
Public Buildings and Grounds		Buildings and Grounds		Transfers to Tax Title Liens or Foreclosed	
Other Public Works		Library and Education		Balance December 31, 1990	
HEALTH and WELFARE		Conservation		TAX TITLE LIENS OUTSTANDING	
Health Services Except Environmental	10,005.00	All Other		Balance January 1, 1990	9,002.37
Welfare-Public Assistance	100.00	CAPITAL DEBT AUTHORIZED, DECEMBER 31, 1990		Transfer From Taxes	5,123.90
Hospital, Clinics, First Aid		ISSUED AND UNISSUED GROSS DEBT NET DEBT		Redeemed in 1990	
Animal, Insect, & Radent Control		School		Cancelled, Abated or Adjusted (1990)	
Other Welfare Services		Self-Liquidating		Transfers to Foreclosed Property	
RECREATION and CONSERVATION		Other		Balance December 31, 1990	14,126.27
Beaches and Boardwalks		Total		PROPERTY ACQUIRED BY DEED OR	
Parks, Playgrounds, Shade Trees	42,800.00	ISSUED AND OUTSTANDING		FORECLOSURE	
Land Reclamation & Conservation	13,354.00	School		Balance January 1, 1990	3,200.00
Other Recreational Services	5,300.00	Self-Liquidating		Transfers From Taxes or Liens	
EDUCATION (excluding schools)		Other		Sale for Cash (1990)	
Libraries	2,943.16	Total		Cancelled, Abated or Adjusted (1990)	
Other Educational Services		EQUALIZED VALUATION BASIS		Balance December 31, 1990	3,200.00
STATUTORY EXPENDITURES		FOR NET DEBT COMPUTATION		CURRENT FINANCES DECEMBER 31, 1990	
Pensions & F. I. C. A.	135,737.00	REAL PROPERTY VALUATIONS		ASSETS	
Employee Fringe Benefits	110,500.00	Code Class # of Parcels % VAL'N ASSESSED VALUATION		Cash Dec. 31, 1990	1,497,125.98
Other Statutory Expenditures		1 Vacant Land 38 2.05 12,697,200.00		Taxes Receivable	144,168.12
CETA And Other Public Employment Programs		2 Residential 1161 93.26 577,075,800.00		Tax Title Liens	14,126.27
MUNICIPAL FUNCTIONS TOTAL	1,806,341.90	3 Farm 49 4.31 26,685,400.00		Foreclosed Property	3,200.00
CAPITAL IMPROVEMENTS *MEMO*	19,100.00	4a Commercial 1 0.37 2,305,500.00		Emergencies & Other Deferred Charges	41,273.60
DEBT SERVICE		4b Industrial 1249 618,763,900.00		State and Federal Aid Receivable	50.00
Principal Payments	143,000.00	Land Area 1.05 Sq. Miles		Other Receivables	11,137.77
Interest Payments	118,560.84	Net Valuation Taxable-Municipal		Total	1,711,081.74
DEFERRED CHARGES	12,875.12	Net Valuation Taxable-County		LIABILITIES, RESERVES, AND SURPLUS	
SCHOOL, COUNTY, SPECIAL DISTRICT TAXES	3,926,603.99	State Equalized Valuation		Cash Liabilities	1,034,624.89
RESERVE FOR UNCOLLECTED TAXES	213,262.99	State Equalization Ratio		Reserves for Receivables	172,632.16
EXPENDITURES TOTAL	6,225,649.84			Surplus Dec. 31, 1990	503,824.69
				Total	1,711,081.74



**0509**  
 Population 1980 **2,644**  
 Population 1990 **2,692**  
 S & P Rating  
 Moody Rating **AAA**

General Tax Rate Per \$100. **1.49**  
 State Equalized Tax Rate **1.28**

**SEA ISLE CITY CITY - CAPE MAY COUNTY**  
**Form of Government**  
**Commission (1911)**  
**Number of Members - 3**

PER CAPITA:  
 Gross Debt **7,184.53**  
 Net Debt **5,134.55**  
 Debt Service **535.76**  
 Total Tax Levy **4,263.04**  
 Municipal Expenditures **3,230.46**

PER CENT:  
 Gross Debt **2.39**  
 Net Debt **1.71**  
 Tax Levy Collected **95.00**  
 Tax Levy Cancelled, Abated or Adjusted **.01**

EXPENDITURES		REVENUES-REALIZED		1990 PROPERTY TAX	
<b>GENERAL GOVERNMENT</b>				<b>STATE EQUALIZED TAX RATE</b>	
Governing Body & Public Boards	4,337.68	1990 Property Taxes Collected	10,957,609.34	Local District School Taxes	.22 1,963,969.00
Municipal Clerk		1990 Payments in Lieu of Taxes		Regional & Consolidated School Tax	
Financial Administration	245,000.00	Delinquent Tax & Lien Collections	461,020.79	School Taxes in Municipal Budget	19,920.00
Assessment of Taxes	67,700.00	Business Personalty Replacement Taxes	18,816.53	County Taxes	.40 * 3,586,370.35
Collection of Taxes	89,750.00	Taxes from Public Utilities	310,262.00	County Library Taxes	.02 178,443.06
Planning, Housing & Development	47,350.00	Other Miscellaneous Tax Revenues		Local Municipal Purpose Taxes	.63 5,640,135.38
Human Resources	113,050.16	State Aid Revenues	72,244.35	Veteran & Senior Citizen Taxes	
Elections	1,496.52	Federal Aid Revenues		Total Taxes for Rate Computation	1.27 11,428,237.79
General Administration (other)	1,053,103.48	State and Local Fiscal Assistance Act Utilized		Special District Taxes	
<b>JUDICIARY</b>		Sale of Acquired Property		Bank Corp. Taxes	
Municipal Courts	112,185.20	Other Miscellaneous Revenues	1,485,591.83	Added and Omitted Taxes	87,254.71
<b>PUBLIC SAFETY</b>		Total	13,305,544.84	Total Taxes Levied - ABSTRACT	11,476,092.50
Fire Protection	28,902.52	Prior Years Surplus Appropriated	1,075,000.00	Total Taxes Billed	11,533,900.41
Police Protection	1,329,412.47	REVENUES TOTAL	14,380,544.84	1990 TAXES COLLECTED	10,957,609.34
Civil Defense & Disaster Control	10,500.00	Reserve For Uncollected Taxes	632,000.00	1990 Taxes Cancelled, Abated or Adjusted	856.24
Environmental Inspection & Control	214,939.92	CAPITAL OUTLAY TOTAL	1,672,971.40	Transfer to Tax Title Liens or Foreclosed	24,078.44
Other Public Safety		Public Enterprises	765,603.25	Balance Outstanding Dec. 31, 1990	551,354.39
<b>PUBLIC WORKS</b>		Recreation-Culture	350,672.21	<b>PRIOR YEARS TAXES OUTSTANDING</b>	
Streets and Drainage	1,121,730.08	Public Works	207,954.53	Balance January 1, 1990	417,575.65
Sewers and Sewage Processing	210,300.00	Buildings and Grounds	343,850.43	Collected in 1990	407,860.96
Garbage and Trash Disposal		Library and Education		Cancelled, Abated or Adjusted 1990	
Public Buildings and Grounds	203,750.00	Conservation	4,890.88	Transfers to Tax Title Liens or Foreclosed	9,428.96
Other Public Works	51,500.00	All Other		Balance December 31, 1990	285.73
<b>HEALTH and WELFARE</b>		CAPITAL DEBT AUTHORIZED, DECEMBER 31, 1990		<b>TAX TITLE LIENS OUTSTANDING</b>	
Health Services Except Environmental	6,360.00	ISSUED AND UNISSUED	GROSS DEBT	Balance January 1, 1990	77,388.73
Welfare-Public Assistance	3,650.00	School	45,000	Transfer From Taxes	34,925.71
Hospital, Clinics, First Aid		Self-Liquidating	5,899,000	Redeemed in 1990	53,159.33
Animal, Insect, & Rodent Control		Other	13,396,750	Cancelled, Abated or Adjusted (1990)	
Other Welfare Services		Total	19,340,750	Transfers to Foreclosed Property	
<b>RECREATION and CONSERVATION</b>		ISSUED AND OUTSTANDING		Balance December 31, 1990	59,154.61
Beaches and Boardwalks	296,069.95	School	45,000.00	<b>PROPERTY ACQUIRED BY DEED OR FORECLOSURE</b>	
Parks, Playgrounds, Shade Trees	8,000.00	Self-Liquidating	4,045,000.00	Balance January 1, 1990	41,233.00
Land Reclamation & Conservation	5,300.00	Other	9,725,000.00	Transfers From Taxes or Liens	
Other Recreational Services	238,050.00	Total	13,815,000.00	Sale for Cash (1990)	
<b>EDUCATION (excluding schools)</b>		EQUALIZED VALUATION BASIS		Cancelled, Abated or Adjusted (1990)	
Libraries	3,000.00	FOR NET DEBT COMPUTATION	808,296.075	Balance December 31, 1990	41,233.00
Other Educational Services		REAL PROPERTY VALUATIONS		<b>CURRENT FINANCES DECEMBER 31, 1990</b>	
<b>STATUTORY EXPENDITURES</b>		Code Class # of Parcels % VAL'N	ASSESSED VALUATION	ASSETS	
Pensions & F. I. C. A.	435,071.73	1 Vacant Land 502 2.92	22,336,200.00	Cash Dec. 31, 1990	3,266,040.96
Employee Fringe Benefits	520,000.00	2 Residential 4732 91.40	699,484,100.00	Taxes Receivable	551,640.12
Other Statutory Expenditures	35,000.00	3 Farm		Tax Title Liens	59,154.61
CETA And Other Public Employment Programs		4a Commercial 150 5.62	42,970,900.00	Foreclosed Property	41,233.00
<b>MUNICIPAL FUNCTIONS</b>		4b Industrial		Emergencies & Other Deferred Charges	21,785.20
<b>CAPITAL IMPROVEMENTS</b>	<b>*MEMO*</b>	4c Apartments 2 .06	496,000.00	State and Federal Aid Receivable	120,745.46
<b>DEBT SERVICE</b>		Total 5386	765,287,200.00	Other Receivables	200,908.11
Principal Payments	770,000.00	Land Area 2.39 Sq. Miles		Total	4,261,507.46
Interest Payments	672,261.75	Net Valuation Taxable-Municipal	768,231,255	<b>LIABILITIES, RESERVES, AND SURPLUS</b>	
<b>TYPE I SCHL DEBT *MEMO</b>		Net Valuation Taxable-County	847,882,233	Cash Liabilities	2,022,455.02
<b>DEFERRED CHARGES</b>		State Equalized Valuation	893,330,559	Reserves for Receivables	852,935.84
<b>SCHOOL, COUNTY, SPECIAL DISTRICT TAXES</b>		State Equalization Ratio	85.95	Surplus Dec. 31, 1990	1,386,116.60
<b>RESERVE FOR UNCOLLECTED TAXES</b>				Total	4,261,507.46
<b>EXPENDITURES</b>	<b>TOTAL</b>				
	14,445,113.87				



1526

Population 1980 1,802  
 Population 1990 2,366  
 S & P Rating  
 Moody Rating BAA

General Tax Rate Per \$100. 2.00  
 State Equalized Tax Rate 1.72

SEASIDE HEIGHTS BOROUGH - OCEAN CO.  
 Form of Government  
 Borough Council  
 Number of Members - 6

PER CAPITA:  
 Gross Debt 2,983.32  
 Net Debt 1,600.76  
 Debt Service 243.28  
 Total Tax Levy 2,315.38  
 Municipal Expenditures 2,476.86

PER CENT:  
 Gross Debt 2.21  
 Net Debt 1.18  
 Tax Levy Collected 81.90  
 Tax Levy Cancelled, Abated or Adjusted .14

EXPENDITURES		REVENUES-REALIZED		1990 PROPERTY TAX	
GENERAL GOVERNMENT				STATE EQUALIZED TAX RATE	
Governing Body & Public Boards	23,464.00	1990 Property Taxes Collected		Local District School Taxes	1,169,527.00
Municipal Clerk		1990 Payments in Lieu of Taxes		Regional & Consolidated School Tax	866,020.68
Financial Administration	22,513.00	Delinquent Tax & Lien Collections		School Taxes in Municipal Budget	
Assessment of Taxes	10,997.00	Business Personalty Replacement Taxes		County Taxes	* 1,261,117.74
Collection of Taxes	33,412.00	Taxes from Public Utilities		County Library Taxes	84,099.57
Planning, Housing & Development	10,008.00	Other Miscellaneous Tax Revenues		Local Municipal Purpose Taxes	2,068,452.81
Human Resources	73,512.03	State Aid Revenues		Veteran & Senior Citizen Taxes	26,500.00
Elections		Federal Aid Revenues		Total Taxes for Rate Computation	5,475,717.80
General Administration (other)	634,702.34	State and Local Fiscal Assistance Act Utilized		Special District Taxes	
JUDICIARY		Sale of Acquired Property		Bank Corp. Taxes	
Municipal Courts	198,102.00	Other Miscellaneous Revenues		Added and Omitted Taxes	28,969.34
PUBLIC SAFETY		Total		Total Taxes Levied - ABSTRACT	5,478,187.14
Fire Protection	32,758.53	Prior Years Surplus Appropriated		Total Taxes Billed	5,478,736.22
Police Protection	1,560,402.03	REVENUES TOTAL		1990 TAXES COLLECTED	4,487,128.76
Civil Defense & Disaster Control	15.00	Reserve For Uncollected Taxes		1990 Taxes Cancelled, Abated or Adjusted	7,614.00
Environmental Inspection & Control	64,445.00	CAPITAL OUTLAY TOTAL		Transfer to Tax Title Liens or Foreclosed	115,036.80
Other Public Safety				Balance Outstanding Dec. 31, 1990	868,956.66
PUBLIC WORKS		Public Enterprises		PRIOR YEARS TAXES OUTSTANDING	
Streets and Drainage	137,233.00	Recreation-Culture		Balance January 1, 1990	734,358.56
Sewers and Sewage Processing		Public Works		Collected in 1990	643,317.88
Garbage and Trash Disposal	298,946.00	Buildings and Grounds		Cancelled, Abated or Adjusted 1990	823.99
Public Buildings and Grounds	108,421.00	Library and Education		Transfers to Tax Title Liens or Foreclosed	67,549.67
Other Public Works		Conservation		Balance December 31, 1990	22,667.02
HEALTH and WELFARE		All Other		TAX TITLE LIENS OUTSTANDING	
Health Services Except Environmental	37,942.00	CAPITAL DEBT AUTHORIZED, DECEMBER 31, 1990		Balance January 1, 1990	138,788.18
Welfare-Public Assistance	23,000.00	ISSUED AND UNISSUED GROSS DEBT NET DEBT		Transfer From Taxes	188,357.00
Hospital, Clinics, First Aid		School 195,131		Redeemed in 1990	78,993.16
Animal, Insect, & Rodent Control	2,840.00	Self-Liquidating 3,221,700		Cancelled, Abated or Adjusted (1990)	
Other Welfare Services		Other 3,641,700		Transfers to Foreclosed Property	
RECREATION and CONSERVATION		Total 7,058,531		Balance December 31, 1990	248,152.02
Beaches and Boardwalks	440,750.00	ISSUED AND OUTSTANDING		PROPERTY ACQUIRED BY DEED OR	
Parks, Playgrounds, Shade Trees	3,350.00	School 184,115.27		FORECLOSURE	
Land Reclamation & Conservation	1,705.65	Self-Liquidating 2,242,700.00		Balance January 1, 1990	
Other Recreational Services	800.00	Other 1,193,100.00		Transfers From Taxes or Liens	
EDUCATION (excluding schools)		Total 3,619,915.27		Sale for Cash (1990)	
Libraries		EQUALIZED VALUATION BASIS		Cancelled, Abated or Adjusted (1990)	
Other Educational Services		FOR NET DEBT COMPUTATION		Balance December 31, 1990	
STATUTORY EXPENDITURES		REAL PROPERTY VALUATIONS		CURRENT FINANCES DECEMBER 31, 1990	
Pensions & F. I. C. A.	378,435.48	Code Class # of Parcels % VAL'N ASSESSED VALUATION		ASSETS	
Employee Fringe Benefits	333,738.28	1 Vacant Land 100 3.07 8,357,600.00		Cash Dec. 31, 1990	1,567,782.45
Other Statutory Expenditures		2 Residential 1572 57.49 156,373,500.00		Taxes Receivable	891,623.68
CETA And Other Public Employment Programs		3 Farm 189 29.56 80,391,840.00		Tax Title Liens	248,152.02
MUNICIPAL FUNCTIONS TOTAL	4,436,542.34	4a Commercial 189 29.56 80,391,840.00		Foreclosed Property	
CAPITAL IMPROVEMENTS *MEMO*		4b Industrial 77 9.88 26,882,000.00		Emergencies & Other Deferred Charges	10,209.56
DEBT SERVICE		4c Apartments 1938 272,004,940.00		State and Federal Aid Receivable	3,557.91
Principal Payments	320,000.00	Land Area .35 Sq. Miles		Other Receivables	1,790.13
Interest Payments	255,576.01	Net Valuation Taxable-Municipal		Total	2,723,115.75
DEFERRED CHARGES	21,825.86	Net Valuation Taxable-County		LIABILITIES, RESERVES, AND SURPLUS	
SCHOOL, COUNTY, SPECIAL DISTRICT TAXES	3,380,764.99	State Equalized Valuation		Cash Liabilities	1,188,714.96
RESERVE FOR UNCOLLECTED TAXES	826,297.05	State Equalization Ratio		Reserves for Receivables	1,141,565.83
EXPENDITURES TOTAL	9,241,026.27			Surplus Dec. 31, 1990	392,834.96
				Total	2,723,115.75

\*Includes County Health Service Taxes, County Vocational School Taxes, or County Open Space Tax. See Table 13.

1527

Population 1980 1,795  
 Population 1990 1,871  
 S & P Rating  
 Moody Rating

General Tax Rate Per \$100.

1.25

State Equalized Tax Rate

1.27

## SEASIDE PARK BOROUGH - OCEAN CO.

Form of Government

Borough Council

Number of Members - 6

PER CAPITA:

Gross Debt 2,349.00  
 Net Debt 1,304.43  
 Debt Service 125.88  
 Total Tax Levy 3,255.66  
 Municipal Expenditures 2,199.53

PER CENT:

Gross Debt .99  
 Net Debt .55  
 Tax Levy Collected 90.12  
 Tax Levy Cancelled, Abated  
 or Adjusted

EXPENDITURES		REVENUES-REALIZED		1990 PROPERTY TAX	
GENERAL GOVERNMENT				STATE EQUALIZED TAX RATE	
Governing Body & Public Boards		1990 Property Taxes Collected	5,490,391.79	Local District School Taxes	.19 898,051.00
Municipal Clerk		1990 Payments in Lieu of Taxes		Regional & Consolidated School Tax	.30 1,415,318.03
Financial Administration	49,000.00	Delinquent Tax & Lien Collections	367,859.63	School Taxes in Municipal Budget	
Assessment of Taxes	8,400.00	Business Personalty Replacement Taxes	19,667.28	County Taxes	.35 * 1,699,356.47
Collection of Taxes	35,500.00	Taxes from Public Utilities	202,741.00	County Library Taxes	.02 113,330.60
Planning, Housing & Development	41,800.00	Other Miscellaneous Tax Revenues		Local Municipal Purpose Taxes	.40 1,930,000.00
Human Resources	44,920.00	State Aid Revenues	30,116.74	Veteran & Senior Citizen Taxes	
Elections		Federal Aid Revenues		Total Taxes for Rate Computation	1.26 6,084,956.10
General Administration (other)	515,400.00	State and Local Fiscal Assistance Act Utilized		Special District Taxes	
JUDICIARY		Sale of Acquired Property		Bank Corp. Taxes	
Municipal Courts	123,500.00	Other Miscellaneous Revenues	1,546,465.70	Added and Omitted Taxes	
PUBLIC SAFETY		Total	7,657,242.14	Total Taxes Levied - ABSTRACT	35,283.36
Fire Protection	56,335.00	Prior Years Surplus Appropriated	148,394.87	Total Taxes Billed	6,091,339.46
Police Protection	842,483.52	REVENUES TOTAL	7,805,637.01	1990 TAXES COLLECTED	5,490,391.79
Civil Defense & Disaster Control	4,100.00	Reserve For Uncollected Taxes	404,862.50	1990 Taxes Cancelled, Abated or Adjusted	
Environmental Inspection & Control	60,100.00	CAPITAL OUTLAY TOTAL	307,844.72	Transfer to Tax Title Liens or Foreclosed	15,624.75
Other Public Safety				Balance Outstanding Dec. 31, 1990	596,332.57
PUBLIC WORKS				PRIOR YEARS TAXES OUTSTANDING	
Streets and Drainage	87,891.54	Public Enterprises	218,004.34	Balance January 1, 1990	366,453.37
Sewers and Sewage Processing	223,745.26	Recreation-Culture		Collected in 1990	356,058.47
Garbage and Trash Disposal	153,500.00	Public Works	2,412.50	Cancelled, Abated or Adjusted 1990	
Public Buildings and Grounds	32,700.00	Buildings and Grounds	87,427.38	Transfers to Tax Title Liens or Foreclosed	3,143.91
Other Public Works	277,000.00	Library and Education		Balance December 31, 1990	7,250.99
HEALTH and WELFARE		Conservation		TAX TITLE LIENS OUTSTANDING	
Health Services Except Environmental	250.00	All Other		Balance January 1, 1990	33,269.55
Welfare-Public Assistance	6,725.00	CAPITAL DEBT AUTHORIZED, DECEMBER 31, 1990		Transfer From Taxes	19,209.92
Hospital, Clinics, First Aid	1,000.00	ISSUED AND UNISSUED GROSS DEBT NET DEBT		Redeemed in 1990	11,301.16
Animal, Insect, & Rodent Control	3,200.00	School 453,001		Cancelled, Abated or Adjusted (1990)	
Other Welfare Services		Self-Liquidating 1,393,891	618,696	Transfers to Foreclosed Property	
RECREATION and CONSERVATION		Other 2,548,084	1,821,894	Balance December 31, 1990	40,678.31
Beaches and Boardwalks	272,019.00	Total 4,394,976	2,440,580	PROPERTY ACQUIRED BY DEED OR FORECLOSURE	
Parks, Playgrounds, Shade Trees		ISSUED AND OUTSTANDING		Balance January 1, 1990	15,000.00
Land Reclamation & Conservation		School 453,004.34		Transfers From Taxes or Liens	
Other Recreational Services	60,500.00	Self-Liquidating 1,352,527.50		Sale for Cash (1990)	
EDUCATION (excluding schools)		Other 1,880,400.00		Cancelled, Abated or Adjusted (1990)	
Libraries		Total 3,685,931.84		Balance December 31, 1990	15,000.00
Other Educational Services	2,200.00	EQUALIZED VALUATION BASIS FOR NET DEBT COMPUTATION	443,907,184	CURRENT FINANCES DECEMBER 31, 1990	
STATUTORY EXPENDITURES		REAL PROPERTY VALUATIONS		ASSETS	
Pensions & F. L. C. A.	270,875.00	Code Class # of Parcels % VAL'N ASSESSED VALUATION		Cash Dec. 31, 1990	1,356,232.13
Employee Fringe Benefits	287,000.00	1 Vacant Land 79 2.35 11,435,200.00		Taxes Receivable	593,583.56
Other Statutory Expenditures		2 Residential 1781 83.67 406,366,200.00		Tax Title Liens	40,678.31
CETA And Other Public Employment Programs		3 Farm 102 8.91 43,258,900.00		Foreclosed Property	15,000.00
MUNICIPAL FUNCTIONS TOTAL	3,460,144.32	4a Commercial 69 5.06 24,597,400.00		Emergencies & Other Deferred Charges	13,000.00
CAPITAL IMPROVEMENTS *MEMO*	35,000.00	Total 2031 485,657,700.00		State and Federal Aid Receivable	204.06
DEBT SERVICE				Other Receivables	72,573.76
Principal Payments	147,500.00			Total	2,091,271.87
Interest Payments	88,019.14			LIABILITIES, RESERVES, AND SURPLUS	
DEFERRED CHARGES	14,800.00			Cash Liabilities	1,015,546.08
SCHOOL, COUNTY, SPECIAL DISTRICT TAXES	4,126,056.10			Reserves for Receivables	721,835.63
RESERVE FOR UNCOLLECTED TAXES	404,862.50			Surplus Dec. 31, 1990	353,890.16
EXPENDITURES TOTAL	8,241,382.06			Total	2,091,271.87



0909  
 Population 1980 13,719  
 Population 1990 14,061  
 S & P Rating AA-  
 Maady Rating AA

General Tax Rate Per \$100. 1.33  
 State Equalized Tax Rate 1.52

**SECAUCUS TOWN - HUDSON COUNTY**  
 Form of Government  
 Town Council  
 Number of Members - 7

PER CAPITA:  
 Grass Debt 827.48  
 Net Debt 760.70  
 Debt Service 154.50  
 Total Tax Levy 2,912.53  
 Municipal Expenditures 1,663.31  
 PER CENT:  
 Grass Debt .14  
 Net Debt .13  
 Tax Levy Collected 96.36  
 Tax Levy Cancelled, Abated or Adjusted .95

EXPENDITURES		REVENUES-REALIZED		1990 PROPERTY TAX	
<b>GENERAL GOVERNMENT</b>				<b>STATE EQUALIZED TAX RATE</b>	
Governing Body & Public Baards		1990 Property Taxes Collected	39,461,677.20	Local District Schaal Taxes	.42 11,098,527.50
Municipal Clerk		1990 Payments in Lieu of Taxes		Regional & Consalidated Schaal Tax	
Financial Administration	319,372.84	Delinquent Tax & Lien Collections	793,519.46	Schaal Taxes in Municipal Budget	74,140.00
Assessment of Taxes	2,401,234.83	Business Persanalty Replacement Taxes	646,635.44	County Taxes	.50 13,262,657.71
Collection of Taxes	83,260.32	Taxes from Public Utilities	1,407,458.00	County Library Taxes	
Planning, Hausing & Development	21,130.00	Other Miscellaneous Tax Revenues		Local Municipal Purpase Taxes	.61 16,184,204.85
Human Resources	152,069.00	State Aid Revenues	201,512.56	Veteran & Senior Citizen Taxes	135,300.00
Elections	14,400.00	Federal Aid Revenues		Total Taxes far Rate Computation	1.53 40,754,830.06
General Administration (other)	1,891,066.39	State and Local Fiscal Assistance Act Utilized		Special District Taxes	
<b>JUDICIARY</b>		Sale of Acquired Property		Bank Corp. Taxes	
Municipal Courts	192,960.00	Other Miscellaneous Revenues	1,885,624.89	Added and Omitted Taxes	333,527.87
<b>PUBLIC SAFETY</b>		Total	44,416,433.55	Total Taxes Levied - ABSTRACT	40,953,057.93
Fire Protection	435,373.60	Prior Years Surplus Appropriated	3,300,000.00	Total Taxes Billed	40,971,427.41
Police Protection	3,856,932.05	REVENUES TOTAL	47,716,433.55	1990 TAXES COLLECTED	39,481,677.20
Civil Defense & Disaster Control	243,429.00	Reserve Far Uncollected Taxes	1,233,885.00	1990 Taxes Cancelled, Abated or Adjusted	389,855.93
Environmental Inspection & Control	143,670.93	CAPITAL OUTLAY TOTAL	689,061.01	Transfer to Tax Title Liens or Foreclosed	68,034.69
Other Public Safety				Balance Outstanding Dec. 31, 1990	1,031,859.59
<b>PUBLIC WORKS</b>				<b>PRIOR YEARS TAXES OUTSTANDING</b>	
Streets and Drainage	1,104,334.48	Public Enterprises		Balance January 1, 1990	1,137,029.32
Sewers and Sewage Processing	4,371,011.79	Recreation—Culture		Collected in 1990	793,519.46
Garbage and Trash Disposal	702,500.00	Public Works	23,491.65	Cancelled, Abated or Adjusted 1990	59,691.69
Public Buildings and Grounds	625,477.36	Buildings and Grounds	665,569.36	Transfers to Tax Title Liens or Foreclosed	69,120.11
Other Public Works		Library and Education		Balance December 31, 1990	214,698.06
<b>HEALTH and WELFARE</b>		Conservation		<b>TAX TITLE LIENS OUTSTANDING</b>	
Health Services Except Environmental	239,340.94	All Other		Balance January 1, 1990	10,585.97
Welfare-Public Assistance	5,000.00	CAPITAL DEBT AUTHORIZED, DECEMBER 31, 1990		Transfer From Taxes	148,300.05
Hospital, Clinics, First Aid		ISSUED AND UNISSUED GROSS DEBT		Redeemed in 1990	
Animal, Insect, & Radent Control	9,825.00	Schaal	939,000	Cancelled, Abated or Adjusted (1990)	
Other Welfare Services	125,494.91	Self-Liquidating		Transfers to Fareclosed Property	
<b>RECREATION and CONSERVATION</b>		Other	10,696,216	Balance December 31, 1990	158,886.02
Beaches and Baardwalks		Total	11,635,216	<b>PROPERTY ACQUIRED BY DEED OR FORECLOSURE</b>	
Parks, Playgrounds, Shade Trees	89,275.00	ISSUED AND OUTSTANDING		Balance January 1, 1990	
Land Reclamation & Conservation		Schaal	939,000.00	Transfers From Taxes or Liens	
Other Recreational Services	306,772.70	Self-Liquidating		Sale far Cash (1990)	
<b>EDUCATION (excluding schools)</b>		Other	10,157,000.00	Cancelled, Abated or Adjusted (1990)	
Libraries	633,674.00	Total	11,096,000.00	Balance December 31, 1990	
Other Educational Services		EQUALIZED VALUATION BASIS		<b>CURRENT FINANCES DECEMBER 31, 1990</b>	
<b>STATUTORY EXPENDITURES</b>		FOR NET DEBT COMPUTATION	2,254,510,267	<b>ASSETS</b>	
Pensians & F. I. C. A.	853,268.00	REAL PROPERTY VALUATIONS		Cash Dec. 31, 1990	4,829,061.92
Employee Fringe Benefits	1,005,629.49	Code Class # of Parcels % VAL'N		Toxes Receivable	1,246,557.65
Other Statutory Expenditures	5,000.00	1 Vacant Land 218 5.40	164,509,900.00	Tax Title Liens	158,886.02
CETA And Other Public Employment Programs		2 Residential 4281 29.53	899,127,500.00	Fareclosed Property	
<b>MUNICIPAL FUNCTIONS</b>		3 Farm		Emergencies & Other Deferred Charges	107,600.00
CAPITAL IMPROVEMENTS *MEMO*	100.00	4a Commercial 193 25.44	774,488,400.00	State and Federal Aid Receivable	46,574.67
<b>DEBT SERVICE</b>		4b Industrial 158 38.83	1,182,321,200.00	Other Receivables	
Principal Payments	1,200,000.00	4c Apartments 12 .80	24,314,600.00	Total	6,388,680.26
Interest Payments	972,466.63	Total 4862	3,044,761,600.00	<b>LIABILITIES, RESERVES, AND SURPLUS</b>	
<b>TYPE I SCHL DEBT *MEMO</b>		Land Area 5.80 Sq. Miles		Cash Liabilities	3,511,609.00
DEFERRED CHARGES	135,335.23	Net Valuation Taxable-Municipal	3,053,185,424	Reserves for Receivables	1,405,443.67
SCHOOL, COUNTY, SPECIAL DISTRICT TAXES	24,435,325.21	Net Valuation Taxable-County	2,221,683,579	Surplus Dec. 31, 1990	1,471,627.59
RESERVE FOR UNCOLLECTED TAXES	1,233,885.00	State Equalized Valuation	2,674,733,869	Total	6,388,680.26
EXPENDITURES TOTAL	47,823,084.70	State Equalization Ratio	114.21		



0332

Population 1980 **4,537**  
 Population 1990 **5,765**  
 S & P Rating  
 Moody Rating

General Tax Rate Per \$100. **2.00**  
 State Equalized Tax Rate **2.01**

**SHAMONG TOWNSHIP - BURLINGTON CO.**  
 Form of Government  
**Township Committee**  
 Number of Members - 3

PER CAPITA:  
 Gross Debt **1,487.01**  
 Net Debt **160.95**  
 Debt Service **10.03**  
 Total Tax Levy **1,042.81**  
 Municipal Expenditures **207.82**

PER CENT:  
 Gross Debt **3.32**  
 Net Debt **.36**  
 Tax Levy Collected **93.50**  
 Tax Levy Cancelled, Abated or Adjusted **.98**

EXPENDITURES		REVENUES-REALIZED		1990 PROPERTY TAX	
<b>GENERAL GOVERNMENT</b>				<b>STATE EQUALIZED TAX RATE</b>	
Governing Body & Public Boards		1990 Property Taxes Collected	5,622,093.00	Local District School Taxes	1.00 2,890,060.00
Municipal Clerk		1990 Payments in Lieu of Taxes		Regional & Consolidated School Tax	.40 1,161,388.57
Financial Administration	24,600.00	Delinquent Tax & Lien Collections	243,745.00	School Taxes in Municipal Budget	
Assessment of Taxes	18,332.00	Business Personalty Replacement Taxes	12,908.00	County Taxes	.55 1,604,059.80
Collection of Taxes	41,214.00	Taxes from Public Utilities	237,272.00	County Library Taxes	.03 94,051.59
Planning, Housing & Development	27,713.03	Other Miscellaneous Tax Revenues		Local Municipal Purpose Taxes	.03 93,903.00
Human Resources	15,586.00	State Aid Revenues	21,252.00	Veteran & Senior Citizen Taxes	
Elections		Federal Aid Revenues		Total Taxes for Rate Computation	2.01 5,863,512.96
General Administration (other)	210,255.00	State and Local Fiscal Assistance Act Utilized		Special District Taxes	
<b>JUDICIARY</b>		Sale of Acquired Property		Bank Corp. Taxes	
Municipal Courts	39,047.00	Other Miscellaneous Revenues	313,586.00	Added and Omitted Taxes	168,334.00
<b>PUBLIC SAFETY</b>		Total	6,450,856.00	Total Taxes Levied - ABSTRACT	6,011,796.96
Fire Protection	47,734.00	Prior Years Surplus Appropriated	375,000.00	Total Taxes Billed	6,012,767.00
Police Protection	35,000.00	REVENUES TOTAL	6,825,856.00	1990 TAXES COLLECTED	5,622,093.00
Civil Defense & Disaster Control	4,102.00	Reserve For Uncollected Taxes	389,768.00	1990 Taxes Cancelled, Abated or Adjusted	59,187.00
Environmental Inspection & Control	23,827.00	CAPITAL OUTLAY TOTAL	327,996.00	Transfer to Tax Title Liens or Foreclosed	35,214.00
Other Public Safety				Balance Outstanding Dec. 31, 1990	296,273.00
<b>PUBLIC WORKS</b>				<b>PRIOR YEARS TAXES OUTSTANDING</b>	
Streets and Drainage	122,315.00	Public Enterprises		Balance January 1, 1990	263,753.00
Sewers and Sewage Processing		Recreation-Culture		Collected in 1990	235,955.00
Garbage and Trash Disposal		Public Works	303,598.00	Cancelled, Abated or Adjusted 1990	14,741.00
Public Buildings and Grounds	31,657.00	Buildings and Grounds	24,398.00	Transfers to Tax Title Liens or Foreclosed	13,057.00
Other Public Works		Library and Education		Balance December 31, 1990	
<b>HEALTH AND WELFARE</b>		Conservation		TAX TITLE LIENS OUTSTANDING	
Health Services Except Environmental	570.00	All Other		Balance January 1, 1990	63,609.00
Welfare-Public Assistance	4,905.00	CAPITAL DEBT AUTHORIZED, DECEMBER 31, 1990		Transfer From Taxes	50,024.00
Hospital, Clinics, First Aid		ISSUED AND UNISSUED GROSS DEBT NET DEBT		Redeemed in 1990	7,790.00
Animal, Insect, & Rodent Control	38,750.00	School 7,644,691		Cancelled, Abated or Adjusted (1990)	
Other Welfare Services		Self-Liquidating		Transfers to Foreclosed Property	
<b>RECREATION AND CONSERVATION</b>		Other 927,900	927,900	Balance December 31, 1990	105,343.00
Beaches and Boardwalks		Total 8,572,591	927,900	<b>PROPERTY ACQUIRED BY DEED OR FORECLOSURE</b>	
Parks, Playgrounds, Shade Trees	15,000.00	ISSUED AND OUTSTANDING		Balance January 1, 1990	401,025.00
Land Reclamation & Conservation	3,500.00	School 7,644,691.75		Transfers From Taxes or Liens	
Other Recreational Services	1,000.00	Self-Liquidating		Sale for Cash (1990)	
<b>EDUCATION (excluding schools)</b>		Other 344,400.00		Cancelled, Abated or Adjusted (1990)	
Libraries		Total 7,989,091.75		Balance December 31, 1990	401,025.00
Other Educational Services		EQUALIZED VALUATION BASIS		<b>CURRENT FINANCES DECEMBER 31, 1990</b>	
<b>STATUTORY EXPENDITURES</b>		FOR NET DEBT COMPUTATION	257,915,639	<b>ASSETS</b>	
Pensions & F. L. C. A.	23,384.70	REAL PROPERTY VALUATIONS		Cash Dec. 31, 1990	2,747,465.00
Employee Fringe Benefits		Code Class # of Parcels % VAL'N ASSESSED VALUATION		Taxes Receivable	296,273.00
Other Statutory Expenditures	750.00	1 Vacant Land 473 6.79 19,643,900.00		Tax Title Liens	105,743.00
CETA And Other Public Employment Programs		2 Residential 1520 86.95 251,712,700.00		Foreclosed Property	401,025.00
<b>MUNICIPAL FUNCTIONS</b>		3 Farm 236 2.86 8,272,600.00		Emergencies & Other Deferred Charges	33,750.00
<b>CAPITAL IMPROVEMENTS</b>	<b>*MEMO*</b>	4a Commercial 46 2.94 8,525,350.00		State and Federal Aid Receivable	3,079.00
<b>DEBT SERVICE</b>		4b Industrial 5 .47 1,349,900.00		Other Receivables	7,479.00
Principal Payments	57,800.00	4c Apartments		Total	3,594,814.00
Interest Payments		Total 2280 289,504,450.00		<b>LIABILITIES, RESERVES, AND SURPLUS</b>	
<b>DEFERRED CHARGES</b>		Land Area 46.61 Sq. Miles		Cash Liabilities	2,155,568.00
SCHOOL, COUNTY, SPECIAL DISTRICT TAXES	5,749,559.96	Net Valuation Taxable-Municipal	292,075,539	Reserves for Receivables	810,520.00
RESERVE FOR UNCOLLECTED TAXES	389,768.00	Net Valuation Taxable-County	280,941,547	Surplus Dec. 31, 1990	628,726.00
<b>EXPENDITURES</b>		State Equalized Valuation	290,148,769	Total	3,594,814.00
<b>TOTAL</b>	<b>6,947,619.69</b>	State Equalization Ratio	100.67		

0611  
Population 1980 604  
Population 1990 408  
S & P Rating  
Moody Rating

General Tax Rate Per \$100. 3.26  
State Equalized Tax Rate 2.57

SHILOH BOROUGH - CUMBERLAND CO.  
Form of Government  
Borough Council  
Number of Members - 6

PER CAPITA:  
Gross Debt 337.29  
Net Debt  
Debt Service .22  
Total Tax Levy 850.81  
Municipal Expenditures 341.53  
PER CENT:  
Gross Debt 1.20  
Net Debt  
Tax Levy Collected 88.45  
Tax Levy Cancelled, Abated or Adjusted

EXPENDITURES		REVENUES-REALIZED		1990 PROPERTY TAX	
GENERAL GOVERNMENT				STATE EQUALIZED TAX RATE	
Governing Body & Public Boards		1990 Property Taxes Collected	307,687.12	Local District School Taxes	.82 110,838.00
Municipal Clerk		1990 Payments in Lieu of Taxes		Regional & Consolidated School Tax	.37 49,978.56
Financial Administration	3,991.80	Delinquent Tax & Lien Collections	31,826.14	School Taxes in Municipal Budget	
Assessment of Taxes	1,415.35	Business Personality Replacement Taxes	4,597.85	County Taxes	1.01 * 136,814.10
Collection of Taxes	1,511.75	Taxes from Public Utilities	18,361.00	County Library Taxes	
Planning, Housing & Development	1,500.00	Other Miscellaneous Tax Revenues		Local Municipal Purpose Taxes	.37 49,499.64
Human Resources	5,140.00	State Aid Revenues	10,472.00	Veteran & Senior Citizen Taxes	
Elections		Federal Aid Revenues		Total Taxes for Rate Computation	2.57 356,230.30
General Administration (other)	26,750.99	State and Local Fiscal Assistance Act Utilized		Special District Taxes	
JUDICIARY		Sale of Acquired Property		Bank Corp. Taxes	
Municipal Courts	1,156.30	Other Miscellaneous Revenues	18,049.52	Added and Omitted Taxes	
PUBLIC SAFETY		Total	390,993.63	Total Taxes Levied - ABSTRACT	347,130.30
Fire Protection	4,726.59	Prior Years Surplus Appropriated	26,500.00	Total Taxes Billed	347,875.04
Police Protection		REVENUES TOTAL	417,493.63	1990 TAXES COLLECTED	307,687.12
Civil Defense & Disaster Control	200.00	Reserve For Uncollected Taxes	38,099.96	1990 Taxes Cancelled, Abated or Adjusted	
Environmental Inspection & Control	1,230.00	CAPITAL OUTLAY TOTAL	147.75	Transfer to Tax Title Liens or Foreclosed	
Other Public Safety				Balance Outstanding Dec. 31, 1990	40,187.92
PUBLIC WORKS				PRIOR YEARS TAXES OUTSTANDING	
Streets and Drainage	5,624.22	Public Enterprises		Balance January 1, 1990	31,826.14
Sewers and Sewage Processing	10,000.00	Recreation-Culture		Collected in 1990	31,826.14
Garbage and Trash Disposal	26,005.00	Public Works		Cancelled, Abated or Adjusted 1990	
Public Buildings and Grounds		Buildings and Grounds	147.75	Transfers to Tax Title Liens or Foreclosed	
Other Public Works		Library and Education		Balance December 31, 1990	
HEALTH and WELFARE		Conservation		TAX TITLE LIENS OUTSTANDING	
Health Services Except Environmental	200.00	All Other		Balance January 1, 1990	
Welfare-Public Assistance	1,000.00	CAPITAL DEBT AUTHORIZED, DECEMBER 31, 1990		Transfer From Taxes	
Hospital, Clinics, First Aid		ISSUED AND UNISSUED GROSS DEBT NET DEBT		Redeemed in 1990	
Animal, Insect, & Rodent Control	325.00	School 137,616		Cancelled, Abated or Adjusted (1990)	
Other Welfare Services		Self-Liquidating		Transfers to Foreclosed Property	
RECREATION and CONSERVATION		Other		Balance December 31, 1990	
Beaches and Boardwalks		Total 137,616		PROPERTY ACQUIRED BY DEED OR	
Parks, Playgrounds, Shade Trees		ISSUED AND OUTSTANDING		FORECLOSURE	
Land Reclamation & Conservation	3,000.00	School 137,616.26		Balance January 1, 1990	
Other Recreational Services		Self-Liquidating		Transfers From Taxes or Liens	
EDUCATION (excluding schools)		Other		Sale for Cash (1990)	
Libraries		Total 137,616.26		Cancelled, Abated or Adjusted (1990)	
Other Educational Services		EQUALIZED VALUATION BASIS		Balance December 31, 1990	
STATUTORY EXPENDITURES		FOR NET DEBT COMPUTATION	11,470,902	CURRENT FINANCES DECEMBER 31, 1990	
Pensions & F. I. C. A.	500.00	REAL PROPERTY VALUATIONS		ASSETS	
Employee Fringe Benefits		Code Class # of Parcels % VAL'N ASSESSED VALUATION		Cash Dec. 31, 1990	108,532.87
Other Statutory Expenditures		1 Vacant Land 13 1.13 118,825.00		Taxes Receivable	40,187.92
CETA And Other Public Employment Programs	99,297.00	2 Residential 165 78.55 8,262,500.00		Tax Title Liens	
MUNICIPAL FUNCTIONS TOTAL	5,000.00	3 Farm 30 13.26 1,395,790.00		Foreclosed Property	
CAPITAL IMPROVEMENTS *MEMO*		4a Commercial 16 6.93 729,100.00		Emergencies & Other Deferred Charges	
DEBT SERVICE		4b Industrial		State and Federal Aid Receivable	332.00
Principal Payments		4c Apartments 1 .12 12,900.00		Other Receivables	115.14
Interest Payments	37.99	Total 225 10,519,115.00		Total	149,167.93
DEFERRED CHARGES	1,859.03	Land Area 1.18 Sq. Miles		LIABILITIES, RESERVES, AND SURPLUS	
SCHOOL, COUNTY, SPECIAL DISTRICT TAXES	297,630.66	Net Valuation Taxable-Municipal	10,671,013	Cash Liabilities	49,981.74
RESERVE FOR UNCOLLECTED TAXES	38,099.96	Net Valuation Taxable-County	11,904,972	Reserves for Receivables	40,303.06
EXPENDITURES TOTAL	436,974.64	State Equalized Valuation	13,502,723	Surplus Dec. 31, 1990	58,883.13
		State Equalization Ratio	73.79	Total	149,167.93

\*Includes County Health Service Taxes, County Vocational School Taxes, or County Open Space Tax. See Table 13.



1528

Population 1980 1,427  
 Population 1990 1,352  
 S & P Rating  
 Moody Rating AAA

General Tax Rate Per \$100. 1.20  
 State Equalized Tax Rate 1.31

SHIP BOTTOM BOROUGH - OCEAN COUNTY  
 Form of Government  
 Borough Council  
 Number of Members - 6

PER CAPITA:  
 Gross Debt 1,677.82  
 Net Debt 1,356.85  
 Debt Service 160.10  
 Total Tax Levy 3,769.56  
 Municipal Expenditures 2,390.58

PER CENT:  
 Gross Debt .60  
 Net Debt .49  
 Tax Levy Collected 91.51  
 Tax Levy Cancelled, Abated or Adjusted 2.63

EXPENDITURES	REVENUES-REALIZED	1990 PROPERTY TAX
GENERAL GOVERNMENT		STATE EQUALIZED TAX RATE
Governing Body & Public Boards		Local District School Taxes
Municipal Clerk		Regional & Consolidated School Tax .33 1,293,536.27
Financial Administration 33,500.00	1990 Property Taxes Collected 4,664,890.69	School Taxes in Municipal Budget
Assessment of Taxes 41,000.00	1990 Payments in Lieu of Taxes	County Taxes .41 1,579,570.97
Collection of Taxes 55,500.00	Delinquent Tax & Lien Collections 291,350.54	County Library Taxes .03 108,143.41
Planning, Housing & Development 43,000.00	Business Personalty Replacement Taxes	Local Municipal Purpose Taxes .54 2,101,000.00
Human Resources 23,186.44	Taxes from Public Utilities 244,873.00	Veteran & Senior Citizen Taxes
Elections	Other Miscellaneous Tax Revenues	Total Taxes for Rate Computation 1.31 5,113,950.65
General Administration (other) 274,120.00	State Aid Revenues 15,417.75	Special District Taxes
JUDICIARY	Federal Aid Revenues	Bank Corp. Taxes
Municipal Courts 40,500.00	State and Local Fiscal Assistance Act Utilized	Added and Omitted Taxes 14,190.20
PUBLIC SAFETY	Sale of Acquired Property 23,691.80	Total Taxes Levied - ABSTRACT 5,096,440.85
Fire Protection 31,949.40	Other Miscellaneous Revenues 539,251.91	Total Taxes Billed 5,097,440.85
Police Protection 552,969.91	Total 5,779,480.69	1990 TAXES COLLECTED
Civil Defense & Disaster Control 3,000.00	Prior Years Surplus Appropriated 400,000.00	1990 Taxes Cancelled, Abated or Adjusted 134,093.97
Environmental Inspection & Control 7,300.00	REVENUES TOTAL 6,179,480.69	Transfer to Tax Title Liens or Foreclosed
Other Public Safety	Reserve for Uncollected Taxes 407,700.00	Balance Outstanding Dec. 31, 1990 298,451.19
PUBLIC WORKS	CAPITAL OUTLAY TOTAL 97,163.93	PRIOR YEARS TAXES OUTSTANDING
Streets and Drainage 251,700.00	Public Enterprises	Balance January 1, 1990 318,264.60
Sewers and Sewage Processing 429,700.00	Recreation-Culture 11,093.25	Collected in 1990 291,350.54
Garbage and Trash Disposal 40,750.00	Public Works 49,345.95	Cancelled, Abated or Adjusted 1990
Public Buildings and Grounds	Buildings and Grounds 31,335.25	Transfers to Tax Title Liens or Foreclosed
Other Public Works	Library and Education 5,389.48	Balance December 31, 1990 26,914.06
HEALTH and WELFARE	Conservation	TAX TITLE LIENS OUTSTANDING
Health Services Except Environmental 22,000.00	All Other	Balance January 1, 1990
Welfare-Public Assistance 3,500.00	CAPITAL DEBT AUTHORIZED, DECEMBER 31, 1990	Transfer From Taxes
Hospital, Clinics, First Aid 3,000.00	ISSUED AND UNISSUED GROSS DEBT NET DEBT	Redeemed in 1990
Animal, Insect, & Rodent Control 7,200.00	School 154,062	Cancelled, Abated or Adjusted (1990)
Other Welfare Services	Self-Liquidating	Transfers to Foreclosed Property
RECREATION and CONSERVATION	Other 2,114,352	Balance December 31, 1990
Beaches and Boardwalks 245,500.00	Total 2,268,414	PROPERTY ACQUIRED BY DEED OR FORECLOSURE
Parks, Playgrounds, Shade Trees	ISSUED AND OUTSTANDING	Balance January 1, 1990 20,010.00
Land Reclamation & Conservation 52,500.00	School 154,062.91	Transfers From Taxes or Liens
Other Recreational Services 15,800.00	Self-Liquidating	Sale for Cash (1990)
EDUCATION (excluding schools)	Other 1,712,000.00	Cancelled, Abated or Adjusted (1990)
Libraries	Total 1,866,062.91	Balance December 31, 1990 20,010.00
Other Educational Services 300.00	EQUALIZED VALUATION BASIS FOR NET DEBT COMPUTATION 380,362,525	CURRENT FINANCES DECEMBER 31, 1990
STATUTORY EXPENDITURES	REAL PROPERTY VALUATIONS	ASSETS
Pensions & F. I. C. A. 119,800.00	Code Class # of Parcels % VAL'N ASSESSED VALUATION	Cash Dec. 31, 1990 1,742,728.96
Employee Fringe Benefits 195,600.00	1 Vacant Land 126 4.70 19,867,900.00	Taxes Receivable 325,365.25
Other Statutory Expenditures 6,000.00	2 Residential 1666 79.45 336,070,430.00	Tax Title Liens
CETA And Other Public Employment Programs	3 Farm	Foreclosed Property 20,010.00
MUNICIPAL FUNCTIONS TOTAL 2,504,375.75	4a Commercial 151 14.44 61,081,100.00	Emergencies & Other Deferred Charges 371,845.00
CAPITAL IMPROVEMENTS *MEMO*	4b Industrial	State and Federal Aid Receivable 1,763.81
DEBT SERVICE	4c Apartments 11 1.41 5,982,300.00	Other Receivables 63,777.75
Principal Payments 101,225.46	Total 1954 423,001,730.00	Total 2,525,490.77
Interest Payments 115,234.37	Land Area .71 Sq. Miles	LIABILITIES, RESERVES, AND SURPLUS
DEFERRED CHARGES 103,528.15	Net Valuation Taxable-Municipal 423,651,915	Cash Liabilities 1,405,480.66
SCHOOL, COUNTY, SPECIAL DISTRICT TAXES 2,981,250.65	Net Valuation Taxable-County 426,092,688	Reserves for Receivables 409,153.00
RESERVE FOR UNCOLLECTED TAXES 407,700.00	State Equalized Valuation 386,776,821	Surplus Dec. 31, 1990 710,857.11
EXPENDITURES TOTAL 6,213,314.38	State Equalization Ratio 109.55	Total 2,525,490.77



1345  
 Population 1980 2,962  
 Population 1990 3,096  
 S & P Rating  
 Moody Rating A  
 General Tax Rate Per \$100. 1.30  
 State Equalized Tax Rate 1.37

SHREWSBURY BORO. - MONMOUTH CO.  
 Form of Government  
 Borough Council  
 Number of Members - 6

PER CAPITA:  
 Gross Debt 1,900.29  
 Net Debt 1,256.29  
 Debt Service 167.93  
 Total Tax Levy 2,531.41  
 Municipal Expenditures 1,110.25  
 PER CENT:  
 Gross Debt 1.50  
 Net Debt .99  
 Tax Levy Collected 94.89  
 Tax Levy Cancelled, Aboted or Adjusted

EXPENDITURES		REVENUES-REALIZED		1990 PROPERTY TAX	
GENERAL GOVERNMENT				STATE EQUALIZED TAX RATE ————	
Governing Body & Public Boards	84,950.00	1990 Property Taxes Collected		Local District School Taxes	2,488,768.00
Municipal Clerk		1990 Payments in Lieu of Taxes		Regional & Consolidated School Tax	1,624,421.71
Financial Administration	13,250.00	Delinquent Tax & Lien Collections		School Taxes in Municipal Budget	
Assessment of Taxes	24,379.00	Business Personalty Replacement Taxes		County Taxes	* 1,701,480.82
Collection of Taxes	62,534.00	Taxes from Public Utilities		County Library Taxes	55,821.39
Planning, Housing & Development	52,515.00	Other Miscellaneous Tax Revenues		Local Municipal Purpose Taxes	1,907,136.00
Human Resources	57,642.00	State Aid Revenues		Veteran & Senior Citizen Taxes	23,350.00
Elections		Federal Aid Revenues		Total Taxes for Rote Computation	7,800,977.92
General Administration (other)	347,916.54	State and Local Fiscal Assistance Act Utilized		Special District Taxes	
JUDICIARY		Sole of Acquired Property		Bank Corp. Taxes	
Municipal Courts	57,190.00	Other Miscellaneous Revenues		Added and Omitted Taxes	59,631.36
PUBLIC SAFETY		Prior Years Surplus Appropriated		Total Taxes Levied - ABSTRACT	7,837,259.28
Fire Protection	73,972.70	REVENUES TOTAL		Total Taxes Billed	7,837,259.28
Police Protection	732,090.00	CAPITAL OUTLAY TOTAL		1990 TAXES COLLECTED	7,436,616.31
Civil Defense & Disaster Control	14,200.00			1990 Taxes Cancelled, Aboted or Adjusted	
Environmental Inspection & Control	35,110.50			Transfer to Tax Title Liens or Foreclosed	
Other Public Safety				Balance Outstanding Dec. 31, 1990	400,642.97
PUBLIC WORKS				PRIOR YEARS TAXES OUTSTANDING	
Streets and Drainage	271,752.00			Balance January 1, 1990	196,220.88
Sewers and Sewage Processing	30,205.00			Collected in 1990	195,467.45
Gorbage and Trash Disposal	237,035.00			Cancelled, Aboted or Adjusted 1990	
Public Buildings and Grounds	7,650.00			Transfers to Tax Title Liens or Foreclosed	
Other Public Works	25,611.70			Balance December 31, 1990	753.43
HEALTH and WELFARE				TAX TITLE LIENS OUTSTANDING	
Health Services Except Environmental	13,824.00			Balance January 1, 1990	4,848.59
Welfare-Public Assistance	27,625.00			Transfer From Taxes	
Hospital, Clinics, First Aid				Redeemed in 1990	4,534.70
Animal, Insect, & Rodent Control				Cancelled, Abated or Adjusted (1990)	
Other Welfare Services				Transfers to Foreclosed Property	
RECREATION and CONSERVATION				Balance December 31, 1990	313.89
Beaches and Boardwalks				PROPERTY ACQUIRED BY DEED OR	
Parks, Playgrounds, Shade Trees	9,000.00			FORECLOSURE	
Land Reclamation & Conservation	3,100.00			Balance January 1, 1990	
Other Recreational Services				Transfers From Taxes or Liens	
EDUCATION (excluding schools)				Sole for Cash (1990)	
Libraries				Cancelled, Abated or Adjusted (1990)	
Other Educational Services				Balance December 31, 1990	
STATUTORY EXPENDITURES				CURRENT FINANCES DECEMBER 31, 1990	
Pensions & F. I. C. A.	130,765.67			ASSETS	
Employee Fringe Benefits	241,000.00			Cash Dec. 31, 1990	2,998,365.02
Other Statutory Expenditures				Taxes Receivable	401,396.40
CETA And Other Public Employment Programs				Tax Title Liens	313.89
MUNICIPAL FUNCTIONS TOTAL	2,658,318.11			Foreclosed Property	
CAPITAL IMPROVEMENTS *MEMO*	25,000.00			Emergencies & Other Deferred Charges	60,652.50
DEBT SERVICE				State and Federal Aid Receivable	
Principal Payments	370,000.00			Other Receivables	
Interest Payments	149,915.00			Total	3,460,727.81
DEFERRED CHARGES	41,550.00			LIABILITIES, RESERVES, AND SURPLUS	
SCHOOL, COUNTY, SPECIAL DISTRICT TAXES	5,870,491.92			Cash Liabilities	2,438,386.54
RESERVE FOR UNCOLLECTED TAXES	217,561.59			Reserves for Receivables	401,710.29
EXPENDITURES TOTAL	9,307,836.62			Surplus Dec. 31, 1990	620,630.98
				Total	3,460,727.81

1346

Population 1980 995  
 Population 1990 1,098  
 S & P Rating  
 Moody Rating

General Tax Rate Per \$100. 5.57  
 State Equalized Tax Rate 3.10

## SHREWSBURY TWP. - MONMOUTH CO.

Form of Government  
 Township Committee  
 Number of Members - 3

PER CAPITA:  
 Gross Debt 189.63  
 Net Debt 189.63  
 Debt Service 28.39  
 Total Tax Levy 912.01  
 Municipal Expenditures 501.02

PER CENT:  
 Gross Debt .63  
 Net Debt .63  
 Tax Levy Collected 99.31  
 Tax Levy Cancelled, Abated or Adjusted

EXPENDITURES		REVENUES-REALIZED		1990 PROPERTY TAX	
<b>GENERAL GOVERNMENT</b>				<b>STATE EQUALIZED TAX RATE</b>	
Governing Body & Public Boards		1990 Property Taxes Collected	994,492.39	Local District School Taxes	310,881.45
Municipal Clerk		1990 Payments in Lieu of Taxes		Regional & Consolidated School Tax	173,634.27
Financial Administration	14,310.00	Delinquent Tax & Lien Collections		School Taxes in Municipal Budget	
Assessment of Taxes	4,700.00	Business Personalty Replacement Taxes	749.00	County Taxes	141,539.55
Collection of Taxes	4,300.00	Taxes from Public Utilities	35,989.00	County Library Taxes	4,642.57
Planning, Housing & Development		Other Miscellaneous Tax Revenues		Local Municipal Purpose Taxes	370,637.00
Human Resources		State Aid Revenues	27,073.92	Veteran & Senior Citizen Taxes	
Elections	1,445.00	Federal Aid Revenues		Total Taxes for Rate Computation	1,001,384.84
General Administration (other)	124,175.00	State and Local Fiscal Assistance Act Utilized		Special District Taxes	
<b>JUDICIARY</b>		Sale of Acquired Property		Bank Corp. Taxes	
Municipal Courts	6,500.00	Other Miscellaneous Revenues	35,323.16	Added and Omitted Taxes	
<b>PUBLIC SAFETY</b>		Total	1,093,627.47	Total Taxes Levied - ABSTRACT	1,001,384.84
Fire Protection	6,241.70	Prior Years Surplus Appropriated	138,000.00	Total Taxes Billed	1,001,384.34
Police Protection	2,400.00	<b>REVENUES TOTAL</b>	1,231,627.47	1990 TAXES COLLECTED	994,492.39
Civil Defense & Disaster Control	2,500.00	Reserve For Uncollected Taxes	11,436.95	1990 Taxes Cancelled, Abated or Adjusted	
Environmental Inspection & Control	3,400.00	<b>CAPITAL OUTLAY TOTAL</b>	56,609.66	Transfer to Tax Title Liens or Foreclosed	
Other Public Safety				Balance Outstanding Dec. 31, 1990	6,892.45
<b>PUBLIC WORKS</b>				<b>PRIOR YEARS TAXES OUTSTANDING</b>	
Streets and Drainage	43,500.00	Public Enterprises		Balance January 1, 1990	6,028.54
Sewers and Sewage Processing	100,922.92	Recreation-Culture		Collected in 1990	6,028.54
Garbage and Trash Disposal	101,847.00	Public Works	25,037.77	Cancelled, Abated or Adjusted 1990	
Public Buildings and Grounds	25,000.00	Buildings and Grounds	31,571.89	Transfers to Tax Title Liens or Foreclosed	
Other Public Works		Library and Education		Balance December 31, 1990	
<b>HEALTH and WELFARE</b>		Conservation		<b>TAX TITLE LIENS OUTSTANDING</b>	
Health Services Except Environmental	10,097.00	All Other		Balance January 1, 1990	
Welfare-Public Assistance	1,000.00	<b>CAPITAL DEBT AUTHORIZED, DECEMBER 31, 1990</b>		Transfer From Taxes	
Hospital, Clinics, First Aid		<b>ISSUED AND UNISSUED GROSS DEBT NET DEBT</b>		Redeemed in 1990	
Animal, Insect, & Rodent Control	500.00	School		Cancelled, Abated or Adjusted (1990)	
Other Welfare Services		Self-Liquidating		Transfers to Foreclosed Property	
<b>RECREATION and CONSERVATION</b>		Other	208,211	Balance December 31, 1990	
Beaches and Boardwalks		Total	208,211	<b>PROPERTY ACQUIRED BY DEED OR FORECLOSURE</b>	
Parks, Playgrounds, Shade Trees	5,000.00	<b>ISSUED AND OUTSTANDING</b>		Balance January 1, 1990	
Land Reclamation & Conservation	23,650.00	School		Transfers From Taxes or Liens	
Other Recreational Services	1,300.00	Self-Liquidating		Sale for Cash (1990)	
<b>EDUCATION (excluding schools)</b>		Other	95,300.00	Cancelled, Abated or Adjusted (1990)	
Libraries		Total	95,300.00	Balance December 31, 1990	
Other Educational Services		<b>EQUALIZED VALUATION BASIS FOR NET DEBT COMPUTATION</b>	32,882,851	<b>CURRENT FINANCES DECEMBER 31, 1990</b>	
<b>STATUTORY EXPENDITURES</b>		<b>REAL PROPERTY VALUATIONS</b>		<b>ASSETS</b>	
Pensions & F. I. C. A.	14,000.30	Code Class # of Parcels % VAL'N		Cash Dec. 31, 1990	290,464.60
Employee Fringe Benefits		1 Vacant Land		Taxes Receivable	6,592.45
Other Statutory Expenditures	800.00	2 Residential 122 39.80	7,139,000.00	Tax Title Liens	
<b>CETA And Other Public Employment Programs</b>		3 Farm		Foreclosed Property	
<b>MUNICIPAL FUNCTIONS TOTAL</b>	497,588.92	4a Commercial		Emergencies & Other Deferred Charges	18,900.00
<b>CAPITAL IMPROVEMENTS *MEMO*</b>	100.00	4b Industrial		State and Federal Aid Receivable	
<b>DEBT SERVICE</b>		4c Apartments 6 60.20	10,797,000.00	Other Receivables	32,004.08
Principal Payments	25,000.00	Total 128	17,936,000.00	Total	348,261.13
Interest Payments	6,170.25	Land Area .09 Sq. Miles		<b>LIABILITIES, RESERVES, AND SURPLUS</b>	
<b>DEFERRED CHARGES</b>	9,929.05	Net Valuation Taxable-Municipal	17,969,046	Cash Liabilities	148,093.08
<b>SCHOOL, COUNTY, SPECIAL DISTRICT TAXES</b>	630,747.84	Net Valuation Taxable-County	34,334,899	Reserves for Receivables	38,896.53
<b>RESERVE FOR UNCOLLECTED TAXES</b>	11,436.95	State Equalized Valuation	32,310,054	Surplus Dec. 31, 1990	161,281.52
<b>EXPENDITURES TOTAL</b>	1,180,873.01	State Equalization Ratio	55.57	Total	348,261.13



0431

Population 1980 5,900  
 Population 1990 5,440  
 S & P Rating  
 Moody Rating BAA1

General Tax Rate Per \$100. 3.94  
 State Equalized Tax Rate 2.73

**SOMERDALE BOROUGH - CAMDEN CO.**  
 Form of Government  
 Borough Council  
 Number of Members - 6

PER CAPITA:  
 Gross Debt 625.39  
 Net Debt 376.65  
 Debt Service 72.43  
 Total Tax Levy 944.67  
 Municipal Expenditures 458.71

PER CENT:  
 Gross Debt 2.06  
 Net Debt 1.24  
 Tax Levy Collected 93.41  
 Tax Levy Cancelled, Abated or Adjusted .67

EXPENDITURES		REVENUES-REALIZED		1990 PROPERTY TAX	
GENERAL GOVERNMENT		1990 Property Taxes Collected		STATE EQUALIZED TAX RATE	
Governing Body & Public Boards		4,804,424.34		Local District School Taxes	1,126,141.00
Municipal Clerk				Regional & Consolidated School Tax	861,136.00
Financial Administration	22,675.00	1990 Payments in Lieu of Taxes		School Taxes in Municipal Budget	
Assessment of Taxes	10,358.78	Delinquent Tax & Lien Collections		County Taxes	1,709,920.29
Collection of Taxes	25,901.10	Business Personalty Replacement Taxes		County Library Taxes	46,530.82
Planning, Housing & Development	12,162.50	Taxes from Public Utilities		Local Municipal Purpose Taxes	1,332,000.00
Human Resources	77,130.13	Other Miscellaneous Tax Revenues		Veteran & Senior Citizen Taxes	84,750.00
Elections	4,033.15	State Aid Revenues		Total Taxes for Rate Computation	5,160,478.11
General Administration (other)	235,754.07	Federal Aid Revenues		Special District Taxes	
JUDICIARY		State and Local Fiscal Assistance Act Utilized		Bank Corp. Taxes	
Municipal Courts	54,704.79	Sale of Acquired Property		Added and Omitted Taxes	63,294.61
PUBLIC SAFETY		Other Miscellaneous Revenues		Total Taxes Levied - ABSTRACT	5,139,022.72
Fire Protection	79,280.21	Prior Years Surplus Appropriated		Total Taxes Billed	5,143,405.13
Police Protection	373,473.29	REVENUES TOTAL		1990 TAXES COLLECTED	4,804,424.34
Civil Defense & Disaster Control	100.00	Reserve For Uncollected Taxes		1990 Taxes Cancelled, Abated or Adjusted	34,707.65
Environmental Inspection & Control	48,805.60	CAPITAL OUTLAY TOTAL		Transfer to Tax Title Liens or Foreclosed	11,060.78
Other Public Safety		78,399.42		Balance Outstanding Dec. 31, 1990	293,212.36
PUBLIC WORKS		Public Enterprises		PRIOR YEARS TAXES OUTSTANDING	
Streets and Drainage	85,915.54	Recreation—Culture		Balance January 1, 1990	147,536.64
Sewers and Sewage Processing		Public Works		Collected in 1990	133,244.29
Garbage and Trash Disposal	419,603.00	Buildings and Grounds		Cancelled, Abated or Adjusted 1990	67.37
Public Buildings and Grounds	44,350.00	Library and Education		Transfers to Tax Title Liens or Foreclosed	1,709.00
Other Public Works		Conservation		Balance December 31, 1990	12,515.98
HEALTH and WELFARE		All Other		TAX TITLE LIENS OUTSTANDING	
Health Services Except Environmental	3,170.00	CAPITAL DEBT AUTHORIZED, DECEMBER 31, 1990		Balance January 1, 1990	51,764.14
Welfare—Public Assistance	25,700.00	ISSUED AND UNISSUED		Transfer From Taxes	13,124.20
Hospital, Clinics, First Aid		GROSS DEBT		Redeemed in 1990	1,592.16
Animal, Insect, & Radent Control	1,500.00	NET DEBT		Cancelled, Abated or Adjusted (1990)	
Other Welfare Services		Schaal		Transfers to Foreclosed Property	
RECREATION and CONSERVATION		Self-Liquidating		Balance December 31, 1990	63,296.18
Beaches and Boardwalks		Other		PROPERTY ACQUIRED BY DEED OR	
Parks, Playgrounds, Shade Trees		Total		FORECLOSURE	
Land Reclamation & Conservation	550.00	ISSUED AND OUTSTANDING		Balance January 1, 1990	19,880.00
Other Recreational Services	12,874.31	Schaal		Transfers From Taxes or Liens	
EDUCATION (excluding schools)		Self-Liquidating		Sale for Cash (1990)	
Libraries	5,800.00	Other		Cancelled, Abated or Adjusted (1990)	
Other Educational Services		Total		Balance December 31, 1990	19,880.00
STATUTORY EXPENDITURES		EQUALIZED VALUATION BASIS		CURRENT FINANCES DECEMBER 31, 1990	
Pensions & F. I. C. A.	78,301.09	FOR NET DEBT COMPUTATION		ASSETS	
Employee Fringe Benefits	129,000.00	REAL PROPERTY VALUATIONS		Cash Dec. 31, 1990	464,704.62
Other Statutory Expenditures	2,065.91	Code Class # of Parcels % VAL'N		Taxes Receivable	305,728.34
CETA And Other Public Employment Programs		ASSESSED VALUATION		Tax Title Liens	63,296.18
MUNICIPAL FUNCTIONS TOTAL	1,753,208.47	1 Vacant Land 206 2.32		Foreclosed Property	19,880.00
CAPITAL IMPROVEMENTS *MEMO*	5,000.00	2 Residential 1599 67.50		Emergencies & Other Deferred Charges	
DEBT SERVICE		3 Farm		State and Federal Aid Receivable	3,241.00
Principal Payments	205,000.00	4a Commercial 121 20.59		Other Receivables	575,096.71
Interest Payments	189,012.00	4b Industrial 41 5.72		Total	1,431,946.85
DEFERRED CHARGES		4c Apartments 7 3.87		LIABILITIES, RESERVES, AND SURPLUS	
SCHOOL, COUNTY, SPECIAL DISTRICT TAXES	138,138.08	Total 1974		Cash Liabilities	373,896.06
RESERVE FOR UNCOLLECTED TAXES	3,743,728.11	Land Area 1.36 Sq. Miles		Reserves for Receivables	878,229.68
EXPENDITURES TOTAL	6,239,036.66	Net Valuation Taxable—Municipal		Surplus Dec. 31, 1990	179,821.11
		Net Valuation Taxable—County		Total	1,431,946.85
		State Equalized Valuation			
		State Equalization Ratio			



0121

Population 1980 10,330  
 Population 1990 11,216  
 S & P Rating  
 Moody Rating BAA1

General Tax Rate Per \$100. 2.79  
 State Equalized Tax Rate 2.30

**SOMERS POINT CITY - ATLANTIC COUNTY**  
 Form of Government  
 City Charter Act (P.L. 1897 c. 30)  
 Number of Members - 7

PER CAPITA:  
 Gross Debt 287.35  
 Net Debt 283.88  
 Debt Service 41.02  
 Total Tax Levy 1,225.74  
 Municipal Expenditures 507.85

PER CENT:  
 Gross Debt .57  
 Net Debt .56  
 Tax Levy Collected 93.18  
 Tax Levy Cancelled, Abated or Adjusted .42

EXPENDITURES		REVENUES-REALIZED		1990 PROPERTY TAX	
<b>GENERAL GOVERNMENT</b>				STATE EQUALIZED TAX RATE	
Governing Body & Public Boards		1990 Property Taxes Collected	12,811,081.08	Local District School Taxes	4,233,919.02
Municipal Clerk		1990 Payments in Lieu of Taxes	14,761.00	Regional & Consolidated School Tax	2,885,853.10
Financial Administration	111,263.40	Delinquent Tax & Lien Collections	639,284.31	School Taxes in Municipal Budget	29,117.00
Assessment of Taxes	20,245.01	Business Personalty Replacement Taxes	82,198.68	County Taxes	2,923,488.49 *
Collection of Taxes	56,135.68	Taxes from Public Utilities	580,330.00	County Library Taxes	201,671.27
Planning, Housing & Development	22,574.53	Other Miscellaneous Tax Revenues		Local Municipal Purpose Taxes	3,385,044.07
Human Resources	56,573.00	State Aid Revenues	354,647.61	Veteran & Senior Citizen Taxes	113,450.00
Elections	5,154.39	Federal Aid Revenues		Total Taxes for Rate Computation	13,772,543.55
General Administration (other)	551,705.37	State and Local Fiscal Assistance Act Utilized		Special District Taxes	
<b>JUDICIARY</b>		Sale of Acquired Property		Bank Corp. Taxes	
Municipal Courts	62,090.10	Other Miscellaneous Revenues	674,117.04	Added and Omitted Taxes	88,840.89
<b>PUBLIC SAFETY</b>		Total	15,156,419.72	Total Taxes Levied - ABSTRACT	13,747,934.44
Fire Protection	187,993.28	Prior Years Surplus Appropriated	277,400.00	Total Taxes Billed	13,749,407.61
Police Protection	1,245,300.53	REVENUES TOTAL	15,433,819.72	1990 TAXES COLLECTED	12,811,081.08
Civil Defense & Disaster Control	1,250.00	Reserve For Uncollected Taxes	861,105.61	1990 Taxes Cancelled, Abated or Adjusted	57,635.91
Environmental Inspection & Control	94,543.52	<b>CAPITAL OUTLAY TOTAL</b>	631,302.47	Transfer to Tax Title Liens or Foreclosed	2,397.94
Other Public Safety				Balance Outstanding Dec. 31, 1990	878,292.68
<b>PUBLIC WORKS</b>				<b>PRIOR YEARS TAXES OUTSTANDING</b>	
Streets and Drainage	320,654.85	Public Enterprises		Balance January 1, 1990	743,408.61
Sewers and Sewage Processing		Recreation-Culture	59,501.26	Collected in 1990	639,284.31
Garbage and Trash Disposal	542,964.00	Public Works	377,261.75	Cancelled, Abated or Adjusted 1990	11,154.68
Public Buildings and Grounds	38,000.00	Buildings and Grounds	194,539.46	Transfers to Tax Title Liens or Foreclosed	
Other Public Works	275,410.75	Library and Education		Balance December 31, 1990	92,969.62
<b>HEALTH and WELFARE</b>		Conservation		<b>TAX TITLE LIENS OUTSTANDING</b>	
Health Services Except Environmental		All Other		Balance January 1, 1990	10,551.11
Welfare-Public Assistance	19,654.00	<b>CAPITAL DEBT AUTHORIZED, DECEMBER 31, 1990</b>		Transfer From Taxes	2,397.94
Hospital, Clinics, First Aid		<b>ISSUED AND UNISSUED</b>		Redeemed in 1990	
Animal, Insect, & Rodent Control	6,200.00	School	39,000	Cancelled, Abated or Adjusted (1990)	
Other Welfare Services		Self-Liquidating		Transfers to Foreclosed Property	
<b>RECREATION and CONSERVATION</b>		Other	3,183,950	Balance December 31, 1990	18,949.05
Beaches and Boardwalks	10,581.67	Total	3,222,950	<b>PROPERTY ACQUIRED BY DEED OR FORECLOSURE</b>	
Parks, Playgrounds, Shade Trees	22,900.00	<b>ISSUED AND OUTSTANDING</b>		Balance January 1, 1990	13,412.50
Land Reclamation & Conservation	325.00	School		Transfers From Taxes or Liens	
Other Recreational Services	3,320.00	Self-Liquidating		Sale for Cash (1990)	
<b>EDUCATION (excluding schools)</b>		Other		Cancelled, Abated or Adjusted (1990)	
Libraries	60,959.68	Total		Balance December 31, 1990	13,412.50
Other Educational Services		<b>EQUALIZED VALUATION BASIS</b>		<b>CURRENT FINANCES DECEMBER 31, 1990</b>	
<b>STATUTORY EXPENDITURES</b>		<b>FOR NET DEBT COMPUTATION</b>	564,208,361	<b>ASSETS</b>	
Pensions & F. L. C. A.	294,000.00	<b>REAL PROPERTY VALUATIONS</b>		Cash Dec. 31, 1990	858,427.64
Employee Fringe Benefits	312,754.74	Code Class # of Parcels % VAL'N		Taxes Receivable	971,262.30
Other Statutory Expenditures		1 Vacant Land 361 3.44	16,651,600.00	Tax Title Liens	18,949.05
<b>CETA And Other Public Employment Programs</b>		2 Residential 3752 67.89	328,840,500.00	Foreclosed Property	13,412.50
<b>MUNICIPAL FUNCTIONS</b>		3 Farm 215 20.57	99,635,700.00	Emergencies & Other Deferred Charges	45,571.09
<b>CAPITAL IMPROVEMENTS *MEMO*</b>	15,000.00	4a Commercial 28 8.10	39,212,300.00	State and Federal Aid Receivable	7,555.97
<b>DEBT SERVICE</b>		4c Apartments 4356	484,340,100.00	Other Receivables	146,595.13
Principal Payments	315,000.00	Total		Total	2,061,773.68
Interest Payments	145,136.00	Land Area 4.08 Sq. Miles		<b>LIABILITIES, RESERVES, AND SURPLUS</b>	
<b>TYPE I SCHL DEBT *MEMO</b>	44,503.00	Net Valuation Taxable-Municipal	490,504,747	Cash Liabilities	401,851.75
<b>DEFERRED CHARGES</b>	52,229.84	Net Valuation Taxable-County	615,812,062	Reserves for Receivables	1,150,218.98
<b>SCHOOL, COUNTY, SPECIAL DISTRICT TAXES</b>	10,274,049.48	State Equalized Valuation	592,745,851	Surplus Dec. 31, 1990	509,702.95
<b>RESERVE FOR UNCOLLECTED TAXES</b>	861,105.61	State Equalization Ratio	82.57	Total	2,061,773.68
<b>EXPENDITURES TOTAL</b>	15,970,074.43				

1813

Population 1980 11,973  
 Population 1990 11,632  
 S & P Rating  
 Moody Rating A1

General Tax Rate Per \$100. 3.49  
 State Equalized Tax Rate 2.38

**SOMERVILLE BOROUGH - SOMERSET CO.**  
 Form of Government  
 Borough Council  
 Number of Members - 6

PER CAPITA:  
 Gross Debt 1,095.20  
 Net Debt 743.67  
 Debt Service 70.69  
 Total Tax Levy 1,429.39  
 Municipal Expenditures 736.84

PER CENT:  
 Gross Debt 1.97  
 Net Debt 1.34  
 Tax Levy Collected 95.52  
 Tax Levy Cancelled, Abated or Adjusted .21

EXPENDITURES		REVENUES-REALIZED		1990 PROPERTY TAX	
<b>GENERAL GOVERNMENT</b>				<b>STATE EQUALIZED TAX RATE</b>	
Governing Body & Public Boards		1990 Property Taxes Collected	15,919,482.62	Local District School Taxes	1.20 5,320,431.12
Municipal Clerk		1990 Payments in Lieu of Taxes		Regional & Consolidated School Tax	
Financial Administration	54,369.00	Delinquent Tax & Lien Collections	631,635.49	School Taxes in Municipal Budget	
Assessment of Taxes	36,109.84	Business Personalty Replacement Taxes	252,385.28	County Taxes	.42 * 2,899,928.88
Collection of Taxes	42,457.18	Taxes from Public Utilities	1,001,744.00	County Library Taxes	
Planning, Housing & Development	73,857.19	Other Miscellaneous Tax Revenues		Local Municipal Purpose Taxes	.75 5,232,311.62
Human Resources	94,286.00	State Aid Revenues	153,115.45	Veteran & Senior Citizen Taxes	
Elections	72,518.02	Federal Aid Revenues		Total Taxes for Rote Computation	2.37 16,540,271.62
General Administration (other)	735,809.42	State and Local Fiscal Assistance Act Utilized		Special District Taxes	
<b>JUDICIARY</b>		State and Local Fiscal Assistance Act Utilized		Bank Corp. Taxes	
Municipal Courts	103,866.19	Sole of Acquired Property		Added and Omitted Taxes	
<b>PUBLIC SAFETY</b>		Other Miscellaneous Revenues	1,327,606.69	Total Taxes Levied - ABSTRACT	55,240.32
Fire Protection	204,616.40	Total	19,290,969.53	Total Taxes Billed	16,626,658.93
Police Protection	1,960,603.47	Prior Years Surplus Appropriated	550,000.00	1990 TAXES COLLECTED	15,919,482.62
Civil Defense & Disaster Control	2,500.00	REVENUES TOTAL	19,840,969.53	1990 Taxes Cancelled, Abated or Adjusted	34,497.93
Environmental Inspection & Control	122,633.12	Reserve For Uncollected Taxes	829,000.00	Transfer to Tax Title Liens or Foreclosed	55,209.59
Other Public Safety		<b>CAPITAL OUTLAY TOTAL</b>	878,154.51	Balance Outstanding Dec. 31, 1990	656,280.26
<b>PUBLIC WORKS</b>				<b>PRIOR YEARS TAXES OUTSTANDING</b>	
Streets and Drainage	572,923.52	Public Enterprises	44,288.36	Balance January 1, 1990	624,296.60
Sewers and Sewage Processing	22,774.74	Recreation-Culture		Collected in 1990	582,744.89
Garbage and Trash Disposal	597,478.33	Public Works	203,048.72	Cancelled, Abated or Adjusted 1990	5,401.14
Public Buildings and Grounds	170,925.00	Buildings and Grounds	630,817.43	Transfers to Tax Title Liens or Foreclosed	31,224.39
Other Public Works		Library and Education		Balance December 31, 1990	4,926.18
<b>HEALTH and WELFARE</b>		Conservation		<b>TAX TITLE LIENS OUTSTANDING</b>	
Health Services Except Environmental	143,321.24	All Other		Balance January 1, 1990	79,865.44
Welfare-Public Assistance	92,721.22	<b>CAPITAL DEBT AUTHORIZED, DECEMBER 31, 1990</b>		Transfer From Taxes	92,271.79
Hospital, Clinics, First Aid		<b>ISSUED AND UNISSUED</b>		Redeemed in 1990	48,890.60
Animal, Insect, & Rodent Control	25,755.00	School	3,434,000.00	Cancelled, Abated or Adjusted (1990)	15,300.02
Other Welfare Services		Self-Liquidating	655,000.00	Transfers to Foreclosed Property	
<b>RECREATION and CONSERVATION</b>		Other	8,650,359.00	Balance December 31, 1990	107,946.61
Beaches and Boardwalks		Total	12,739,359.00	<b>PROPERTY ACQUIRED BY DEED OR FORECLOSURE</b>	
Parks, Playgrounds, Shade Trees	96,910.88	<b>ISSUED AND OUTSTANDING</b>		Balance January 1, 1990	4,800.00
Land Reclamation & Conservation	122,352.00	School	3,434,000.00	Transfers From Taxes or Liens	
Other Recreational Services	110,127.00	Self-Liquidating	410,000.00	Sale for Cash (1990)	
<b>EDUCATION (excluding schools)</b>		Other	3,473,000.00	Cancelled, Abated or Adjusted (1990)	
Libraries	224,166.00	Total	7,317,000.00	Balance December 31, 1990	4,800.00
Other Educational Services		<b>EQUALIZED VALUATION BASIS</b>		<b>CURRENT FINANCES DECEMBER 31, 1990</b>	
<b>STATUTORY EXPENDITURES</b>		<b>FOR NET DEBT COMPUTATION</b>	647,172,865	<b>ASSETS</b>	
Pensions & F. I. C. A.	568,223.06	<b>REAL PROPERTY VALUATIONS</b>		Cash Dec. 31, 1990	2,144,144.38
Employee Fringe Benefits	401,217.59	Code Class # of Parcels % VAL'N		Taxes Receivable	661,206.44
Other Statutory Expenditures		1 Vacant Land 92 .90	4,163,370.00	Tax Title Liens	107,946.61
<b>CETA And Other Public Employment Programs</b>		2 Residential 2654 62.22	287,217,455.00	Foreclosed Property	4,800.00
<b>MUNICIPAL FUNCTIONS TOTAL</b>	6,692,551.41	3 Farm		Emergencies & Other Deferred Charges	22,500.00
<b>CAPITAL IMPROVEMENTS *MEMO*</b>	185,000.00	4a Commercial 408 26.82	123,819,750.00	State and Federal Aid Receivable	1,382.08
<b>DEBT SERVICE</b>		4b Industrial 18 3.22	14,850,800.00	Other Receivables	37,982.70
Principal Payments	510,000.00	4c Apartments 31 6.84	31,583,000.00	Total	2,979,962.21
Interest Payments	312,242.36	Total	461,634,375.00	<b>LIABILITIES, RESERVES, AND SURPLUS</b>	
<b>DEFERRED CHARGES</b>	227,144.64	Land Area 2.30 Sq. Miles		Cash Liabilities	906,681.34
<b>SCHOOL, COUNTY, SPECIAL DISTRICT TAXES</b>	11,339,106.99	Net Valuation Taxable-Municipal	472,535,332	Reserves for Receivables	811,935.75
<b>RESERVE FOR UNCOLLECTED TAXES</b>	829,000.00	Net Valuation Taxable-County	682,768,485	Surplus Dec. 31, 1990	1,261,345.12
<b>EXPENDITURES TOTAL</b>	19,910,045.40	State Equalized Valuation	688,977,301	Total	2,979,962.21
		State Equalization Ratio	68.08		



1220

Population 1980 **8,322**  
 Population 1990 **7,863**  
 S & P Rating  
 Moody Rating **BAA1**

General Tax Rate Per \$100. **3.53**  
 State Equalized Tax Rate **1.73**

**SOUTH AMBOY CITY - MIDD. COUNTY**  
 Form of Government  
 Mayor-Council Plan D (OMCL 50)  
 Number of Members - 5

PER CAPITA:  
 Gross Debt **638.07** PER CENT:  
 Gross Debt **1.47**  
 Net Debt **638.07** Net Debt **1.47**  
 Debt Service **42.90** Tax Levy Collected **94.13**  
 Total Tax Levy **795.31** Tax Levy Cancelled, Abated  
 Municipal Expenditures **900.95** or Adjusted

EXPENDITURES		REVENUES-REALIZED		1990 PROPERTY TAX	
<b>GENERAL GOVERNMENT</b>				<b>STATE EQUALIZED TAX RATE</b>	
Governing Body & Public Boards		1990 Property Taxes Collected	5,886,159.16	Local District School Taxes	1.05 3,818,367.50
Municipal Clerk	165,108.00	1990 Payments in Lieu of Taxes		Regional & Consolidated School Tax	
Financial Administration	19,254.00	Delinquent Tax & Lien Collections	250,599.84	School Taxes in Municipal Budget	
Assessment of Taxes		Business Personalty Replacement Taxes	57,453.24	County Taxes	.42 1,514,209.90
Collection of Taxes		Taxes from Public Utilities	3,827,273.00	County Library Taxes	
Planning, Housing & Development	46,791.00	Other Miscellaneous Tax Revenues		Local Municipal Purpose Taxes	.25 915,466.53
Human Resources	285,895.00	State Aid Revenues	360,805.19	Veteran & Senior Citizen Taxes	115,300.00
Elections		Federal Aid Revenues		Total Taxes for Rate Computation	1.72 6,363,343.93
General Administration (other)	754,084.96	State and Local Fiscal Assistance Act Utilized		Special District Taxes	
<b>JUDICIARY</b>		Sale of Acquired Property		Bank Corp. Taxes	
Municipal Courts	78,677.00	Other Miscellaneous Revenues	1,260,878.34	Added and Omitted Taxes	5,464.12
<b>PUBLIC SAFETY</b>		Total	11,643,168.77	Total Taxes Levied - ABSTRACT	6,253,503.05
Fire Protection	133,250.00	Prior Years Surplus Appropriated	568,900.00	Total Taxes Billed	6,253,532.70
Police Protection	1,514,267.02	REVENUES TOTAL	12,212,068.77	1990 TAXES COLLECTED	5,886,159.16
Civil Defense & Disaster Control	1,846.00	Reserve For Uncollected Taxes	350,000.00	1990 Taxes Cancelled, Abated or Adjusted	44.82
Environmental Inspection & Control	30,685.00	<b>CAPITAL OUTLAY TOTAL</b>	358,178.70	Transfer to Tax Title Liens or Foreclosed	43,080.12
Other Public Safety				Balance Outstanding Dec. 31, 1990	324,243.60
<b>PUBLIC WORKS</b>				<b>PRIOR YEARS TAXES OUTSTANDING</b>	
Streets and Drainage	437,845.00	Public Enterprises	11,295.53	Balance January 1, 1990	252,324.68
Sewers and Sewage Processing	293,093.00	Recreation-Culture		Collected in 1990	234,940.51
Garbage and Trash Disposal	500,000.00	Public Works	111,177.93	Cancelled, Abated or Adjusted 1990	137.98
Public Buildings and Grounds		Buildings and Grounds	235,705.24	Transfers to Tax Title Liens or Foreclosed	12,616.42
Other Public Works	444,658.00	Library and Education		Balance December 31, 1990	4,029.77
<b>HEALTH and WELFARE</b>		Conservation		<b>TAX TITLE LIENS OUTSTANDING</b>	
Health Services Except Environmental	114,496.00	All Other		Balance January 1, 1990	106,882.79
Welfare-Public Assistance	62,239.00	<b>CAPITAL DEBT AUTHORIZED, DECEMBER 31, 1990</b>		Transfer From Taxes	58,089.32
Hospital, Clinics, First Aid		<b>ISSUED AND UNISSUED GROSS DEBT NET DEBT</b>		Redeemed in 1990	15,659.33
Animal, Insect, & Rodent Control	13,075.00	School	316,227	Cancelled, Abated or Adjusted (1990)	55.87
Other Welfare Services		Self-Liquidating	4,700,934	Transfers to Foreclosed Property	5,238.53
<b>RECREATION and CONSERVATION</b>		Other	5,017,161	Balance December 31, 1990	141,018.38
Beaches and Boardwalks		Total		<b>PROPERTY ACQUIRED BY DEED OR FORECLOSURE</b>	
Parks, Playgrounds, Shade Trees	12,600.00	<b>ISSUED AND OUTSTANDING</b>		Balance January 1, 1990	361,761.47
Land Reclamation & Conservation	18,496.00	School		Transfers From Taxes or Liens	5,238.53
Other Recreational Services	183,445.00	Self-Liquidating	70,000.00	Sale for Cash (1990)	
<b>EDUCATION (excluding schools)</b>		Other	3,121,500.00	Cancelled, Abated or Adjusted (1990)	
Libraries	180,592.00	Total	3,191,500.00	Balance December 31, 1990	370,000.00
Other Educational Services		<b>EQUALIZED VALUATION BASIS FOR NET DEBT COMPUTATION</b>	342,039,368	<b>CURRENT FINANCES DECEMBER 31, 1990</b>	
<b>STATUTORY EXPENDITURES</b>		<b>REAL PROPERTY VALUATIONS</b>		<b>ASSETS</b>	
Pensions & F. I. C. A.	429,442.00	Code Class # of Parcels % VAL'N ASSESSED VALUATION		Cash Dec. 31, 1990	2,818,960.02
Employee Fringe Benefits	632,269.00	1 Vacant Land 110 2.54 4,479,100.00		Taxes Receivable	328,878.37
Other Statutory Expenditures		2 Residential 2150 78.58 13,346,700.00		Tax Title Liens	141,018.38
<b>CETA And Other Public Employment Programs</b>		3 Farm 157 10.34 19,203,900.00		Foreclosed Property	370,000.00
<b>MUNICIPAL FUNCTIONS TOTAL</b>	6,352,157.98	4a Commercial 13 7.47 13,155,100.00		Emergencies & Other Deferred Charges	28,077.50
<b>CAPITAL IMPROVEMENTS *MEMO*</b>	25,000.00	4b Industrial 3 1.07 1,878,700.00		State and Federal Aid Receivable	282,613.23
<b>DEBT SERVICE</b>		Total 2438 176,063,500.00		Other Receivables	3,969,547.50
Principal Payments	140,000.00			Total	
Interest Payments	197,349.00			<b>LIABILITIES, RESERVES, AND SURPLUS</b>	
<b>DEFERRED CHARGES</b>	44,632.62			Cash Liabilities	2,601,504.51
<b>SCHOOL, COUNTY, SPECIAL DISTRICT TAXES</b>	5,332,577.40			Reserves for Receivables	1,122,509.98
<b>RESERVE FOR UNCOLLECTED TAXES</b>	350,000.00			Surplus Dec. 31, 1990	245,533.01
<b>EXPENDITURES TOTAL</b>	12,416,717.00			Total	3,969,547.50



1347

Population 1980 1,566  
 Population 1990 1,482  
 S & P Rating  
 Moody Rating

General Tax Rate Per \$100.  
 1.64  
 State Equalized Tax Rate  
 1.93

**SOUTH BELMAR BORO. - MONMOUTH CO.**  
 Form of Government  
 Borough Council  
 Number of Members - 6

PER CAPITA:  
 Gross Debt 255.10  
 Net Debt 224.29  
 Debt Service 44.53  
 Total Tax Levy 1,399.13  
 Municipal Expenditures 948.16

PER CENT:  
 Gross Debt .34  
 Net Debt .30  
 Tax Levy Collected 92.74  
 Tax Levy Cancelled, Abated or Adjusted

EXPENDITURES		REVENUES-REALIZED		1990 PROPERTY TAX	
<b>GENERAL GOVERNMENT</b>				<b>STATE EQUALIZED TAX RATE</b>	
Governing Body & Public Boards		1990 Property Taxes Collected	1,923,685.24	Local District School Taxes	840,322.00
Municipal Clerk		1990 Payments in Lieu of Taxes		Regional & Consolidated School Tax	
Financial Administration	19,993.82	Delinquent Tax & Lien Collections	104,950.69	School Taxes in Municipal Budget	
Assessment of Taxes	5,647.39	Business Personalty Replacement Taxes	9,068.32	County Taxes	495,092.76 *
Collection of Taxes	11,457.06	Taxes from Public Utilities	84,033.00	County Library Taxes	15,989.09
Planning, Housing & Development	3,800.00	Other Miscellaneous Tax Revenues		Local Municipal Purpose Taxes	697,828.50
Human Resources	61,327.33	State Aid Revenues	19,614.23	Veteran & Senior Citizen Taxes	22,500.00
Elections	422.67	Federal Aid Revenues		Total Taxes for Rate Computation	2,071,732.35
General Administration (other)	117,982.34	State and Local Fiscal Assistance Act Utilized		Special District Taxes	
<b>JUDICIARY</b>		Sale of Acquired Property		Bank Corp. Taxes	
Municipal Courts	31,768.86	Other Miscellaneous Revenues	242,885.48	Added and Omitted Taxes	24,270.90
<b>PUBLIC SAFETY</b>		Total	2,384,236.96	Total Taxes Levied - ABSTRACT	2,073,503.25
Fire Protection	16,965.00	Prior Years Surplus Appropriated	226,000.00	Total Taxes Billed	2,074,329.81
Police Protection	429,242.86	REVENUES TOTAL	2,610,236.96	1990 TAXES COLLECTED	1,923,685.24
Civil Defense & Disaster Control	800.00	Reserve For Uncollected Taxes	127,390.48	1990 Taxes Cancelled, Abated or Adjusted	
Environmental Inspection & Control	22,540.00	<b>CAPITAL OUTLAY TOTAL</b>	20,179.43	Transfer to Tax Title Liens or Foreclosed	1,116.15
Other Public Safety				Balance Outstanding Dec. 31, 1990	149,528.47
<b>PUBLIC WORKS</b>				<b>PRIOR YEARS TAXES OUTSTANDING</b>	
Streets and Drainage	62,832.22	Public Enterprises		Balance January 1, 1990	118,749.61
Sewers and Sewage Processing	50,804.00	Recreation-Culture		Collected in 1990	101,364.87
Garbage and Trash Disposal	131,740.00	Public Works		Cancelled, Abated or Adjusted 1990	
Public Buildings and Grounds	24,862.40	Buildings and Grounds	20,179.43	Transfers to Tax Title Liens or Foreclosed	
Other Public Works		Library and Education		Balance December 31, 1990	17,384.74
<b>HEALTH and WELFARE</b>		Conservation		<b>TAX TITLE LIENS OUTSTANDING</b>	
Health Services Except Environmental	1,060.00	All Other		Balance January 1, 1990	6,114.34
Welfare-Public Assistance	3,368.00	<b>CAPITAL DEBT AUTHORIZED, DECEMBER 31, 1990</b>		Transfer From Taxes	1,116.15
Hospital, Clinics, First Aid		<b>ISSUED AND UNISSUED</b>	<b>GROSS DEBT</b>	Redeemed in 1990	3,585.42
Animal, Insect, & Rodent Control		School		Cancelled, Abated or Adjusted (1990)	
Other Welfare Services		Self-Liquidating	159,151	Transfers to Foreclosed Property	
<b>RECREATION and CONSERVATION</b>		Other	218,906	Balance December 31, 1990	3,645.07
Beaches and Boardwalks		Total	378,057	<b>PROPERTY ACQUIRED BY DEED OR FORECLOSURE</b>	
Parks, Playgrounds, Shade Trees				Balance January 1, 1990	1,270.00
Land Reclamation & Conservation				Transfers From Taxes or Liens	
Other Recreational Services	2,100.00	<b>ISSUED AND OUTSTANDING</b>		Sale for Cash (1990)	
<b>EDUCATION (excluding schools)</b>		School		Cancelled, Abated or Adjusted (1990)	
Libraries		Self-Liquidating		Balance December 31, 1990	1,270.00
Other Educational Services		Other		<b>CURRENT FINANCES DECEMBER 31, 1990</b>	
<b>STATUTORY EXPENDITURES</b>		Total		<b>ASSETS</b>	
Pensions & F. I. C. A.	71,543.43	<b>EQUALIZED VALUATION BASIS</b>		Cash Dec. 31, 1990	109,865.79
Employee Fringe Benefits	75,708.59	<b>FOR NET DEBT COMPUTATION</b>	110,208,632	Taxes Receivable	166,913.21
Other Statutory Expenditures		<b>REAL PROPERTY VALUATIONS</b>		Tax Title Liens	3,645.07
<b>CETA And Other Public Employment Programs</b>		Code Class # of Parcels % VAL'N	<b>ASSESSED VALUATION</b>	Foreclosed Property	1,270.00
<b>MUNICIPAL FUNCTIONS</b>		1 Vacant Land 54 2.10	2,628,900.00	Emergencies & Other Deferred Charges	203,380.51
<b>CAPITAL IMPROVEMENTS</b>		2 Residential 843 85.96	107,375,200.00	State and Federal Aid Receivable	205,013.98
<b>DEBT SERVICE</b>		3 Farm		Other Receivables	76,685.77
Principal Payments	53,424.00	4a Commercial 38 10.08	12,595,000.00	Total	766,774.33
Interest Payments	7,498.23	4b Industrial 2 .52	645,000.00	<b>LIABILITIES, RESERVES, AND SURPLUS</b>	
		4c Apartments 1 1.33	1,663,200.00	Cash Liabilities	255,150.96
		Total 943	124,907,300.00	Reserves for Receivables	444,404.61
<b>DEFERRED CHARGES</b>		Land Area 20 Sq. Miles		Surplus Dec. 31, 1990	67,218.76
SCHOOL, COUNTY, SPECIAL DISTRICT TAXES	65,701.49	Net Valuation Taxable-Municipal	125,232,679	Total	766,774.33
RESERVE FOR UNCOLLECTED TAXES	1,351,403.85	Net Valuation Taxable-County	119,096,740		
<b>EXPENDITURES</b>		State Equalized Valuation	111,969,373		
<b>TOTAL</b>	2,756,574.07	State Equalization Ratio	111.88		

\*Includes County Health Service Taxes, County Vocational School Taxes, or County Open Space Tax. See Table 13.

1819  
 Population 1980 4,331  
 Population 1990 4,185  
 S & P Rating  
 Moody Rating A  
 General Tax Rate Per \$100. 6.02  
 State Equalized Tax Rate 2.39

**SOUTH BOUND BROOK BORO. - SOM. CO.**  
 Form of Government  
 Borough Council  
 Number of Members - 6

PER CAPITA:  
 Gross Debt 290.59  
 Net Debt 289.71  
 Debt Service 53.74  
 Total Tax Levy 1,052.14  
 Municipal Expenditures 529.47  
 PER CENT:  
 Gross Debt .62  
 Net Debt .69  
 Tax Levy Collected 93.04  
 Tax Levy Cancelled, Abated or Adjusted .03

EXPENDITURES		REVENUES-REALIZED		1990 PROPERTY TAX	
<b>GENERAL GOVERNMENT</b>				<b>STATE EQUALIZED TAX RATE</b>	
Governing Body & Public Boards		1990 Property Taxes Collected	4,319,594.53	Local District School Taxes	1.18 2,170,648.31
Municipal Clerk		1990 Payments in Lieu of Taxes		Regional & Consolidated School Tax	
Financial Administration	11,911.71	Delinquent Tax & Lien Collections	90,507.63	School Taxes in Municipal Budget	
Assessment of Taxes	6,653.00	Business Personality Replacement Taxes	77,440.32	County Taxes	.43 * 784,068.25
Collection of Taxes	39,242.00	Taxes from Public Utilities	231,653.00	County Library Taxes	
Planning, Housing & Development	6,490.00	Other Miscellaneous Tax Revenues		Local Municipal Purpose Taxes	.78 1,434,486.39
Human Resources	45,770.00	State Aid Revenues	97,411.64	Veteran & Senior Citizen Taxes	48,250.00
Elections	900.00	Federal Aid Revenues		Total Taxes for Rate Computation	2.39 4,437,452.95
General Administration (other)	153,500.47	State and Local Fiscal Assistance Act Utilized		Special District Taxes	
<b>JUDICIARY</b>		Sale of Acquired Property		Bank Corp. Taxes	
Municipal Courts	36,549.25	Other Miscellaneous Revenues	203,477.09	Added and Omitted Taxes	14,002.58
<b>PUBLIC SAFETY</b>		Total	5,020,034.21	Total Taxes Levied - ABSTRACT	4,403,205.53
Fire Protection	53,760.90	Prior Years Surplus Appropriated	210,000.00	Total Taxes Billed	4,405,850.30
Police Protection	511,656.17	REVENUES TOTAL	5,230,084.21	1990 TAXES COLLECTED	4,319,594.53
Civil Defense & Disaster Control	775.00	Reserve For Uncollected Taxes	215,000.00	1990 Taxes Cancelled, Abated or Adjusted	1,535.10
Environmental Inspection & Control	17,960.00	CAPITAL OUTLAY TOTAL	165,277.63	Transfer to Tax Title Liens or Foreclosed	4,878.18
Other Public Safety				Balance Outstanding Dec. 31, 1990	79,842.49
<b>PUBLIC WORKS</b>				<b>PRIOR YEARS TAXES OUTSTANDING</b>	
Streets and Drainage	35,124.53	Public Enterprises		Balance January 1, 1990	77,066.79
Sewers and Sewage Processing	145,219.68	Recreation-Culture		Collected in 1990	76,964.20
Garbage and Trash Disposal	314,938.95	Public Works	3,175.19	Cancelled, Abated or Adjusted 1990	
Public Buildings and Grounds	7,450.00	Buildings and Grounds	162,102.44	Transfers to Tax Title Liens or Foreclosed	
Other Public Works	59,796.00	Library and Education		Balance December 31, 1990	102.59
<b>HEALTH and WELFARE</b>		Conservation		<b>TAX TITLE LIENS OUTSTANDING</b>	
Health Services Except Environmental	26,707.00	All Other		Balance January 1, 1990	19,870.11
Welfare-Public Assistance	18,840.00	CAPITAL DEBT AUTHORIZED, DECEMBER 31, 1990		Transfer From Taxes	4,878.18
Hospital, Clinics, First Aid		ISSUED AND UNISSUED		Redeemed in 1990	13,543.43
Animal, Insect, & Rodent Control	1,800.00	School		Cancelled, Abated or Adjusted (1990)	
Other Welfare Services		Self-Liquidating		Transfers to Foreclosed Property	
<b>RECREATION and CONSERVATION</b>		Other	1,216,106	Balance December 31, 1990	11,204.86
Beaches and Boardwalks		Total	1,216,106	<b>PROPERTY ACQUIRED BY DEED OR FORECLOSURE</b>	
Parks, Playgrounds, Shade Trees	2,530.00	ISSUED AND OUTSTANDING		Balance January 1, 1990	12,735.00
Land Reclamation & Conservation		School		Transfers From Taxes or Liens	
Other Recreational Services	13,605.00	Self-Liquidating		Sale for Cash (1990)	
<b>EDUCATION (excluding schools)</b>		Other		Cancelled, Abated or Adjusted (1990)	
Libraries	43,470.00	Total	1,163,000.00	Balance December 31, 1990	12,735.00
Other Educational Services		EQUALIZED VALUATION BASIS		<b>CURRENT FINANCES DECEMBER 31, 1990</b>	
<b>STATUTORY EXPENDITURES</b>		FOR NET DEBT COMPUTATION	175,097,481	<b>ASSETS</b>	
Pensions & F. I. C. A.	131,013.00	REAL PROPERTY VALUATIONS		Cash Dec. 31, 1990	464,017.39
Employee Fringe Benefits	72,557.00	Code Class # of Parcels % VAL'N		Taxes Receivable	79,945.08
Other Statutory Expenditures	4,981.00	1 Vacant Land 48 .56		Tax Title Liens	11,204.86
CETA And Other Public Employment Programs		2 Residential 1106 83.10		Foreclosed Property	12,735.00
<b>MUNICIPAL FUNCTIONS</b>		3 Farm		Emergencies & Other Deferred Charges	26,500.00
CAPITAL IMPROVEMENTS	25,000.00	4a Commercial 41 7.87		State and Federal Aid Receivable	5,147.00
<b>DEBT SERVICE</b>		4b Industrial 2 1.66		Other Receivables	56,469.44
Principal Payments	140,000.00	4c Apartments 8 6.81		Total	656,019.27
Interest Payments	84,888.38	Total 1205		<b>LIABILITIES, RESERVES, AND SURPLUS</b>	
<b>DEFERRED CHARGES</b>		Land Area .70 Sq. Miles		Cash Liabilities	129,054.06
SCHOOL, COUNTY, SPECIAL DISTRICT TAXES	2,954,716.56	Net Valuation Taxable-Municipal	72,954,281	Reserves for Receivables	160,354.38
RESERVE FOR UNCOLLECTED TAXES	215,000.00	Net Valuation Taxable-County	186,307,798	Surplus Dec. 31, 1990	366,610.83
<b>EXPENDITURES</b>	5,170,535.40	State Equalized Valuation	183,151,685	Total	656,019.27
		State Equalization Ratio	39.68		



1221  
Population 1980 17,127  
Population 1990 25,792  
S & P Rating AA  
Moody Rating AA

General Tax Rate Per \$100. 1.52  
State Equalized Tax Rate 1.60

**SOUTH BRUNSWICK TWP. - MIDD. CO.**  
Form of Government  
Township Committee  
Number of Members - 5

PER CAPITA:  
Gross Debt 2,931.59  
Net Debt 1,072.93  
Debt Service 100.40  
Total Tax Levy 1,837.12  
Municipal Expenditures 719.49

PER CENT:  
Gross Debt 2.96  
Net Debt 1.08  
Tax Levy Collected 96.89  
Tax Levy Cancelled, Abated or Adjusted .09

EXPENDITURES		REVENUES-REALIZED		1990 PROPERTY TAX	
<b>GENERAL GOVERNMENT</b>				<b>STATE EQUALIZED TAX RATE</b>	
Governing Body & Public Boards	14,537.00	1990 Property Taxes Collected		Local District School Taxes	27,568,183.93
Municipal Clerk		1990 Payments in Lieu of Taxes		Regional & Consolidated School Tax	
Financial Administration	399,715.00	Delinquent Tax & Lien Collections		School Taxes in Municipal Budget	
Assessment of Taxes	175,452.00	Business Personalty Replacement Taxes		County Taxes	11,708,800.32
Collection of Taxes	180,772.00	Taxes from Public Utilities		County Library Taxes	
Planning, Housing & Development	306,083.00	Other Miscellaneous Tax Revenues		Local Municipal Purpose Taxes	6,266,846.88
Human Resources	206,234.00	State Aid Revenues		Veteran & Senior Citizen Taxes	115,950.00
Elections	11,070.00	Federal Aid Revenues		Total Taxes for Rate Computation	45,659,781.13
General Administration (other)	1,714,455.19	State and Local Fiscal Assistance Act Utilized		Special District Taxes	863,759.99
<b>JUDICIARY</b>		Sale of Acquired Property		Bank Corp. Taxes	
Municipal Courts	205,052.55	Other Miscellaneous Revenues		Added and Omitted Taxes	975,321.29
<b>PUBLIC SAFETY</b>		Total		Total Taxes Levied - ABSTRACT	47,382,912.41
Fire Protection	227,117.00	Prior Years Surplus Appropriated		Total Taxes Billed	47,635,059.88
Police Protection	3,752,046.08	REVENUES TOTAL		1990 TAXES COLLECTED	46,151,359.52
Civil Defense & Disaster Control	24,000.00	Reserve For Uncollected Taxes		1990 Taxes Cancelled, Abated or Adjusted	41,913.97
Environmental Inspection & Control	606,755.00	<b>CAPITAL OUTLAY TOTAL</b>		Transfer to Tax Title Liens or Foreclosed	74,916.14
Other Public Safety				Balance Outstanding Dec. 31, 1990	1,366,870.25
<b>PUBLIC WORKS</b>		Public Enterprises		<b>PRIOR YEARS TAXES OUTSTANDING</b>	
Streets and Drainage	626,715.00	Recreation-Culture		Balance January 1, 1990	2,060,671.59
Sewers and Sewage Processing		Public Works		Collected in 1990	1,696,545.74
Garbage and Trash Disposal	1,383,000.00	Buildings and Grounds		Cancelled, Abated or Adjusted 1990	38,920.00
Public Buildings and Grounds		Library and Education		Transfers to Tax Title Liens or Foreclosed	69,798.84
Other Public Works	268,058.81	Conservation		Balance December 31, 1990	255,407.01
<b>HEALTH and WELFARE</b>		All Other		<b>TAX TITLE LIENS OUTSTANDING</b>	
Health Services Except Environmental	220,373.00	<b>CAPITAL DEBT AUTHORIZED, DECEMBER 31, 1990</b>		Balance January 1, 1990	7,150.87
Welfare-Public Assistance	125,917.00	ISSUED AND UNISSUED		Transfer From Taxes	157,006.35
Hospital, Clinics, First Aid		GROSS DEBT		Redeemed in 1990	1,028.16
Animal, Insect, & Rodent Control	46,895.00	NET DEBT		Cancelled, Abated or Adjusted (1990)	
Other Welfare Services	400.00	School		Transfers to Foreclosed Property	
<b>RECREATION and CONSERVATION</b>		Self-Liquidating		Balance December 31, 1990	163,129.06
Beaches and Boardwalks		Other		<b>PROPERTY ACQUIRED BY DEED OR FORECLOSURE</b>	
Parks, Playgrounds, Shade Trees	6,035.00	Total		Balance January 1, 1990	209,080.00
Land Reclamation & Conservation	249,891.00	ISSUED AND OUTSTANDING		Transfers From Taxes or Liens	
Other Recreational Services	459,302.00	School		Sale for Cash (1990)	
<b>EDUCATION (excluding schools)</b>		Self-Liquidating		Cancelled, Abated or Adjusted (1990)	
Libraries	1,105,000.00	Other		Balance December 31, 1990	209,080.00
Other Educational Services		Total		<b>CURRENT FINANCES DECEMBER 31, 1990</b>	
<b>STATUTORY EXPENDITURES</b>		EQUALIZED VALUATION BASIS		<b>ASSETS</b>	
Pensions & F. I. C. A.	1,003,518.00	FOR NET DEBT COMPUTATION		Cash Dec. 31, 1990	3,317,986.76
Employee Fringe Benefits	928,500.00	REAL PROPERTY VALUATIONS		Taxes Receivable	1,622,277.26
Other Statutory Expenditures	500.00			Tax Title Liens	163,129.06
<b>CETA And Other Public Employment Programs</b>				Foreclosed Property	209,080.00
<b>MUNICIPAL FUNCTIONS TOTAL</b>	14,247,423.63			Emergencies & Other Deferred Charges	82,000.00
<b>CAPITAL IMPROVEMENTS *MEMO*</b>	150,000.00			State and Federal Aid Receivable	
<b>DEBT SERVICE</b>				Other Receivables	412,844.58
Principal Payments	1,250,000.00			Total	5,807,317.66
Interest Payments	1,339,582.25			<b>LIABILITIES, RESERVES, AND SURPLUS</b>	
<b>DEFERRED CHARGES</b>	70,000.00			Cash Liabilities	1,874,608.14
<b>SCHOOL, COUNTY, SPECIAL DISTRICT TAXES</b>	40,140,744.24			Reserves for Receivables	2,407,330.90
<b>RESERVE FOR UNCOLLECTED TAXES</b>	1,650,105.80			Surplus Dec. 31, 1990	1,525,378.62
<b>EXPENDITURES TOTAL</b>	58,697,855.92			Total	5,807,317.66



0259

Population 1980 2,229  
 Population 1990 2,106  
 S & P Rating A  
 Moody Rating A

General Tax Rate Per \$100. 1.65  
 State Equalized Tax Rate 1.53

**SOUTH HACKENSACK TWP. - BERGEN CO.**  
 Form of Government  
 Township Committee  
 Number of Members - 5

PER CAPITA:  
 Gross Debt 989.90  
 Net Debt 989.90  
 Debt Service 153.20  
 Total Tax Levy 2,775.64  
 Municipal Expenditures 1,942.39

PER CENT:  
 Gross Debt .55  
 Net Debt .55  
 Tax Levy Collected 96.29  
 Tax Levy Cancelled, Abated or Adjusted .28

EXPENDITURES		REVENUES-REALIZED		1990 PROPERTY TAX	
<b>GENERAL GOVERNMENT</b>				<b>STATE EQUALIZED TAX RATE</b>	
Governing Body & Public Boards		1990 Property Taxes Collected	5,647,478.00	Local District School Taxes	.55 2,106,877.00
Municipal Clerk		1990 Payments in Lieu of Taxes		Regional & Consolidated School Tax	
Financial Administration	83,541.00	Delinquent Tax & Lien Collections	39,501.00	School Taxes in Municipal Budget	
Assessment of Taxes	141,937.00	Business Penalty Replacement Taxes	297,378.00	County Taxes	.25 958,782.10
Collection of Taxes	11,040.00	Taxes from Public Utilities	324,826.00	County Library Taxes	
Planning, Housing & Development	7,500.00	Other Miscellaneous Tax Revenues		Local Municipal Purpose Taxes	.72 2,764,001.00
Human Resources	36,635.00	State Aid Revenues	61,677.09	Veteran & Senior Citizen Taxes	
Elections	1,450.00	Federal Aid Revenues		Total Taxes for Rate Computation	1.52 5,863,960.10
General Administration (other)	334,137.41	State and Local Fiscal Assistance Act Utilized		Special District Taxes	
<b>JUDICIARY</b>		Sale of Acquired Property		Bank Corp. Taxes	
Municipal Courts	47,800.00	Other Miscellaneous Revenues	496,157.00	Added and Omitted Taxes	
<b>PUBLIC SAFETY</b>		Total	6,867,017.09	Total Taxes Levied - ABSTRACT	5,845,505.10
Fire Protection	113,155.00	Prior Years Surplus Appropriated	65,000.00	Total Taxes Billed	5,865,226.00
Police Protection	1,003,226.00	REVENUES TOTAL	6,932,017.09	1990 TAXES COLLECTED	5,647,478.00
Civil Defense & Disaster Control	1,000.00	Reserve for Uncollected Taxes	299,263.00	1990 Taxes Cancelled, Abated or Adjusted	16,348.00
Environmental Inspection & Control	25,300.00	<b>CAPITAL OUTLAY TOTAL</b>	80,967.00	Transfer to Tax Title Liens or Foreclosed	520.00
Other Public Safety				Balance Outstanding Dec. 31, 1990	200,880.00
<b>PUBLIC WORKS</b>				<b>PRIOR YEARS TAXES OUTSTANDING</b>	
Streets and Drainage	25,000.00	Public Enterprises		Balance January 1, 1990	201,594.00
Sewers and Sewage Processing	652,488.00	Recreation-Culture		Collected in 1990	39,501.00
Garbage and Trash Disposal	60,000.00	Public Works	53,439.00	Cancelled, Abated or Adjusted 1990	747.00
Public Buildings and Grounds		Buildings and Grounds	27,523.00	Transfers to Tax Title Liens or Foreclosed	
Other Public Works	268,310.00	Library and Education		Balance December 31, 1990	161,346.00
<b>HEALTH and WELFARE</b>		Conservation		<b>TAX TITLE LIENS OUTSTANDING</b>	
Health Services Except Environmental	17,841.00	All Other		Balance January 1, 1990	1,769.00
Welfare-Public Assistance	3,556.00	<b>CAPITAL DEBT AUTHORIZED, DECEMBER 31, 1990</b>		Transfer from Taxes	520.00
Hospital, Clinics, First Aid		<b>ISSUED AND UNISSUED</b>		Redeemed in 1990	
Animal, Insect, & Rodent Control	5,500.00	School		Cancelled, Abated or Adjusted (1990)	
Other Welfare Services		Self-Liquidating		Transfers to Foreclosed Property	
<b>RECREATION and CONSERVATION</b>		Other	2,084,727	Balance December 31, 1990	2,289.00
Beaches and Boardwalks		Total	2,084,727	<b>PROPERTY ACQUIRED BY DEED OR FORECLOSURE</b>	
Parks, Playgrounds, Shade Trees				Balance January 1, 1990	2,875.00
Land Reclamation & Conservation	21,954.09	<b>ISSUED AND OUTSTANDING</b>		Transfers from Taxes or Liens	
Other Recreational Services	30,998.90	School		Sale for Cash (1990)	
<b>EDUCATION (excluding schools)</b>		Self-Liquidating		Cancelled, Abated or Adjusted (1990)	
Libraries		Other	1,802,000.00	Balance December 31, 1990	2,875.00
Other Educational Services		Total	1,802,000.00	<b>CURRENT FINANCES DECEMBER 31, 1990</b>	
<b>STATUTORY EXPENDITURES</b>		<b>EQUALIZED VALUATION BASIS FOR NET DEBT COMPUTATION</b>	377,133.213	<b>ASSETS</b>	
Pensions & F.I.C.A.	286,076.69	<b>REAL PROPERTY VALUATIONS</b>		Cash Dec. 31, 1990	926,403.00
Employee Fringe Benefits	240,142.00	Code Class # of Parcels % VAL'N		Taxes Receivable	362,226.00
Other Statutory Expenditures		1 Vacant Land 74 4.16	14,739,340.00	Tax Title Liens	2,289.00
<b>CETA And Other Public Employment Programs</b>		2 Residential 505 27.24	96,419,040.00	Foreclosed Property	2,875.00
<b>MUNICIPAL FUNCTIONS</b>		3 Farm 50 10.02	35,469,000.00	Emergencies & Other Deferred Charges	50,179.00
<b>CAPITAL IMPROVEMENTS</b>	3,000.00	4a Commercial 158 58.57	207,275,100.00	State and Federal Aid Receivable	1,638.00
<b>DEBT SERVICE</b>		4b Industrial 787	353,902,480.00	Other Receivables	118,043.00
Principal Payments	160,000.00	Total		Total	1,469,658.00
Interest Payments	162,638.50	Land Area .50 Sq. Miles		<b>LIABILITIES, RESERVES, AND SURPLUS</b>	
<b>DEFERRED CHARGES</b>	50,131.00	Net Valuation Taxable-Municipal	354,507,952	Cash Liabilities	758,172.00
<b>SCHOOL, COUNTY, SPECIAL DISTRICT TAXES</b>	3,065,659.10	Net Valuation Taxable-County	413,061,346	Reserves for Receivables	485,433.00
<b>RESERVE FOR UNCOLLECTED TAXES</b>	299,263.00	State Equalized Valuation	381,678,456	Surplus Dec. 31, 1990	226,053.00
<b>EXPENDITURES</b>	7,156,329.69	State Equalization Ratio	92.37	Total	1,469,658.00

0816

Population 1980 1,486  
 Population 1990 1,919  
 S & P Rating  
 Moody Rating

General Tax Rate Per \$100. 2.99  
 State Equalized Tax Rate 2.07

**SOUTH HARRISON TWP. - GLOUCESTER CO.**  
**Form of Government**  
**Township Committee**  
**Number of Members - 3**

PER CAPITA:  
 Grass Debt 405.59  
 Net Debt 347.06  
 Debt Service  
 Total Tax Levy 845.48  
 Municipal Expenditures 683.80

PER CENT:  
 Gross Debt 1.24  
 Net Debt 1.06  
 Tax Levy Collected 88.97  
 Tax Levy Cancelled, Abated or Adjusted

EXPENDITURES		REVENUES-REALIZED		1990 PROPERTY TAX	
<b>GENERAL GOVERNMENT</b>				<b>STATE EQUALIZED TAX RATE</b>	
Governing Body & Public Boards		1990 Property Taxes Collected	1,447,277.38	Lacal District Schaal Taxes	.80 611,698.50
Municipal Clerk	16,500.00	1990 Payments in Lieu of Taxes		Regional & Consalidated Schaal Tax	.53 401,767.41
Financial Administration	7,325.00	Delinquent Tax & Lien Collections	162,573.08	Schaal Taxes in Municipal Budget	
Assessment of Taxes	8,300.00	Business Persanalty Replacement Taxes	20,756.92	Caunty Taxes	.64 487,181.35
Collection of Taxes	7,680.00	Taxes from Public Utilities	78,543.00	Caunty Library Taxes	.02 18,771.57
Planning, Hausing & Development	1,000.00	Other Miscellaneous Tax Revenues		Lacal Municipal Purpose Taxes	.07 52,640.69
Human Resources	70,915.00	State Aid Revenues	4,169.80	Veteran & Senior Citizen Taxes	
Elections		Federal Aid Revenues		Total Taxes for Rate Computation	2.06 1,585,009.52
General Administration (ather)	12,500.00	State and Local Fiscal Assistance Act Utilized		Special District Taxes	
<b>JUDICIARY</b>		Sale of Acquired Property		Bank Corp. Taxes	
Municipal Courts	17,672.78	Other Miscellaneous Revenues	686,339.90	Added and Omitted Taxes	50,420.13
<b>PUBLIC SAFETY</b>		Total	2,399,659.98	Total Taxes Levied - ABSTRACT	1,622,479.65
Fire Protection	124,525.00	Prior Years Surplus Appropriated	226,900.00	Total Taxes Billed	1,626,694.64
Police Protection	500.00	<b>REVENUES TOTAL</b>	2,626,559.98	1990 TAXES COLLECTED	1,447,277.38
Civil Defense & Disaster Control	31,517.00	Reserve For Uncollected Taxes	192,368.63	1990 Taxes Cancelled, Abated or Adjusted	
Environmental Inspection & Control		<b>CAPITAL OUTLAY TOTAL</b>	30,930.00	Transfer to Tax Title Liens or Foreclosed	6,497.27
Other Public Safety				Balance Outstanding Dec. 31, 1990	172,919.99
<b>PUBLIC WORKS</b>				<b>PRIOR YEARS TAXES OUTSTANDING</b>	
Streets and Drainage	49,830.00	Public Enterprises		Balance January 1, 1990	249,767.74
Sewers and Sewage Processing	90,433.00	Recreation-Culture		Collected in 1990	159,380.48
Garbage and Trash Disposal	10,000.00	Public Works	30,930.00	Cancelled, Abated or Adjusted 1990	10,299.11
Public Buildings and Grounds		Buildings and Grounds		Transfers to Tax Title Liens or Foreclosed	5,468.65
Other Public Works		Library and Education		Balance December 31, 1990	74,619.50
<b>HEALTH and WELFARE</b>		Conservation		<b>TAX TITLE LIENS OUTSTANDING</b>	
Health Services Except Environmental	100.00	All Other		Balance January 1, 1990	23,128.20
Welfare-Public Assistance	573,772.78	<b>CAPITAL DEBT AUTHORIZED, DECEMBER 31, 1990</b>		Transfer From Taxes	12,462.39
Hospital, Clinics, First Aid		<b>ISSUED AND UNISSUED GROSS DEBT NET DEBT</b>		Redeemed in 1990	3,192.60
Animal, Insect, & Rodent Control	3,000.00	Schaal 112,322		Cancelled, Abated or Adjusted (1990)	
Other Welfare Services		Self-Liquidating		Transfers to Foreclosed Property	
<b>RECREATION and CONSERVATION</b>		Other 666,000	666,000	Balance December 31, 1990	32,397.99
Beaches and Boardwalks	9,000.00	Total 778,322	666,000	<b>PROPERTY ACQUIRED BY DEED OR FORECLOSURE</b>	
Parks, Playgrounds, Shade Trees	16,125.00	<b>ISSUED AND OUTSTANDING</b>		Balance January 1, 1990	
Land Reclamation & Conservation		Schaal 65,925.73		Transfers From Taxes or Liens	
Other Recreational Services		Self-Liquidating		Sale for Cash (1990)	
<b>EDUCATION (excluding schaals)</b>		Other 552,000.00	552,000.00	Cancelled, Abated or Adjusted (1990)	
Libraries		Total 617,925.73	617,925.73	Balance December 31, 1990	
Other Educational Services		<b>EQUALIZED VALUATION BASIS FOR NET DEBT COMPUTATION</b>	62,540,310	<b>CURRENT FINANCES DECEMBER 31, 1990</b>	
<b>STATUTORY EXPENDITURES</b>		<b>REAL PROPERTY VALUATIONS</b>		<b>ASSETS</b>	
Pensions & F.I.C.A.	22,200.00	Code Class # of Parcels % VAL'N ASSESSED VALUATION		Cash Dec. 31, 1990	1,267,976.17
Employee Fringe Benefits	8,600.00	1 Vacant Land 103 4.53 2,366,800.00		Taxes Receivable	247,539.49
Other Statutory Expenditures	250.00	2 Residential 416 67.44 35,223,000.00		Tax Title Liens	32,397.99
CETA And Other Public Employment Programs		3 Farm 363 25.99 13,573,000.00		Foreclosed Property	
<b>MUNICIPAL FUNCTIONS TOTAL</b>	1,081,845.56	4a Commercial 11 1.76 917,700.00		Emergencies & Other Deferred Charges	
<b>CAPITAL IMPROVEMENTS *MEMO*</b>	13,000.00	4b Industrial		State and Federal Aid Receivable	
<b>DEBT SERVICE</b>		4c Apartments 1 .28 149,100.00		Other Receivables	2,921.06
Principal Payments		Total 894 52,228,600.00		Total	1,550,834.71
Interest Payments		Land Area 15.63 Sq. Miles		<b>LIABILITIES, RESERVES, AND SURPLUS</b>	
<b>DEFERRED CHARGES</b>	38,000.00	Net Valuation Taxable-Municipal	52,713,211	Cash Liabilities	130,812.72
<b>SCHOOL, COUNTY, SPECIAL DISTRICT TAXES</b>	1,519,418.83	Net Valuation Taxable-County	69,044,192	Reserves for Receivables	282,858.54
<b>RESERVE FOR UNCOLLECTED TAXES</b>	192,368.63	State Equalized Valuation	76,008,119	Surplus Dec. 31, 1990	1,137,163.45
<b>EXPENDITURES TOTAL</b>	2,831,633.02	State Equalization Ratio	69.16	Total	1,550,834.71



0719

Population 1980 15,864  
 Population 1990 16,390  
 S & P Rating  
 Moody Rating AA

General Tax Rate Per \$100. 11.27  
 State Equalized Tax Rate 2.57

**SOUTH ORANGE VILLAGE TWP. - ESSEX CO.,**  
 Form of Government  
 Special Charter (P.L. 1977 c. 183)  
 Number of Members - 7

PER CAPITA:  
 Gross Debt 921.01  
 Net Debt 447.18  
 Debt Service 71.03  
 Total Tax Levy 1,906.83  
 Municipal Expenditures 917.17

PER CENT:  
 Gross Debt 1.38  
 Net Debt .67  
 Tax Levy Collected 96.66  
 Tax Levy Cancelled, Abated or Adjusted .43

EXPENDITURES		REVENUES-REALIZED		1990 PROPERTY TAX	
<b>GENERAL GOVERNMENT</b>		<b>STATE EQUALIZED TAX RATE</b>		<b>13,115,789.39</b>	
Governing Body & Public Boards		1990 Property Taxes Collected	28,641,904.48	Local District School Taxes	1.14
Municipal Clerk	272,099.00	1990 Payments in Lieu of Taxes	61,100.00	Regional & Consolidated School Tax	
Financial Administration		Delinquent Tax & Lien Collections	573,526.65	School Taxes in Municipal Budget	
Assessment of Taxes		Business Personalty Replacement Taxes	164,009.44	County Taxes	.59
Collection of Taxes	361,760.00	Taxes from Public Utilities	1,168,297.00	County Library Taxes	
Planning, Housing & Development	214,590.00	Other Miscellaneous Tax Revenues		Local Municipal Purpose Taxes	.84
Human Resources		State Aid Revenues	588,527.62	Veteron & Senior Citizen Taxes	
Elections		Federal Aid Revenues		Total Taxes for Rate Computation	2.57
General Administration (other)	1,512,094.00	State and Local Fiscal Assistance Act Utilized		Special District Taxes	
<b>JUDICIARY</b>		Sole of Acquired Property		Bank Corp. Taxes	
Municipal Courts	133,644.00	Other Miscellaneous Revenues	2,234,909.12	Added and Omitted Taxes	18,334.38
<b>PUBLIC SAFETY</b>		Total	33,432,274.31	Total Taxes Levied - ABSTRACT	29,613,864.01
Fire Protection	1,558,955.00	Prior Years Surplus Appropriated	1,695,000.00	Total Taxes Billed	29,631,307.49
Police Protection	147,839.00	<b>REVENUES</b>	35,127,274.31	<b>1990 TAXES COLLECTED</b>	28,641,904.48
Civil Defense & Disaster Control	9,000.00	Reserve For Uncollected Taxes	1,393,690.00	1990 Taxes Cancelled, Abated or Adjusted	128,540.37
Environmental Inspection & Control	123,160.00	<b>CAPITAL OUTLAY</b>	1,537,850.65	Transfer to Tax Title Liens or Foreclosed	6,468.98
Other Public Safety		Total	1,537,850.65	Balance Outstanding Dec. 31, 1990	854,393.66
<b>PUBLIC WORKS</b>		Public Enterprises	787,106.66	<b>PRIOR YEARS TAXES OUTSTANDING</b>	
Streets and Drainage	1,621,815.75	Recreation-Culture		Balance January 1, 1990	606,475.70
Sewers and Sewage Processing	56,771.00	Public Works	135,601.98	Collected in 1990	573,526.65
Garbage and Trash Disposol	270,953.00	Buildings and Grounds	599,350.13	Cancelled, Abated or Adjusted 1990	4,020.00
Public Buildings and Grounds	91,500.00	Library and Education		Transfers to Tax Title Liens or Foreclosed	1,247.87
Other Public Works		Conservation	15,791.88	Balance December 31, 1990	27,681.18
<b>HEALTH and WELFARE</b>		All Other		<b>TAX TITLE LIENS OUTSTANDING</b>	
Health Services Except Environmental	2,762,119.00	<b>CAPITAL DEBT AUTHORIZED, DECEMBER 31, 1990</b>		Balance January 1, 1990	16,180.85
Welfare-Public Assistance	28,000.00	<b>ISSUED AND UNISSUED</b>		Transfer From Taxes	7,380.19
Hospital, Clinics, First Aid		School	4,823,462	Redeemed in 1990	
Animal, Insect, & Rodent Control		Self-Liquidating	2,510,650	Cancelled, Abated or Adjusted (1990)	
Other Welfare Services	9,860.00	Other	7,761,219	Transfers to Foreclosed Property	
<b>RECREATION and CONSERVATION</b>		Total	15,095,331	Balance December 31, 1990	24,061.04
Beaches and Boardwalks		<b>ISSUED AND OUTSTANDING</b>		<b>PROPERTY ACQUIRED BY DEED OR FORECLOSURE</b>	
Parks, Playgrounds, Shade Trees	768,536.00	School	3,967,596.74	Balance January 1, 1990	55,900.00
Land Reclamation & Conservation		Self-Liquidating	622,000.00	Transfers From Taxes or Liens	
Other Recreational Services	58,032.00	Other	6,799,840.44	Sole for Cosh (1990)	
<b>EDUCATION (excluding schools)</b>		Total	11,389,437.18	Cancelled, Abated or Adjusted (1990)	
Libraries	516,711.00	<b>EQUALIZED VALUATION BASIS</b>		Balance December 31, 1990	55,900.00
Other Educational Services		<b>FOR NET DEBT COMPUTATION</b>	1,096,471,870	<b>CURRENT FINANCES DECEMBER 31, 1990</b>	
<b>STATUTORY EXPENDITURES</b>		<b>REAL PROPERTY VALUATIONS</b>		<b>ASSETS</b>	
Pensions & F. L. C. A.	1,220,000.00	Code Class # of Parcels % VAL'N		Cosh Dec. 31, 1990	3,871,468.19
Employee Fringe Benefits	603,248.00	1 Vacant Land 84 .56	1,456,900.00	Taxes Receivable	882,074.84
Other Statutory Expenditures		2 Residential 4286 85.59	222,512,300.00	Tax Title Liens	24,061.04
CETA And Other Public Employment Programs		3 Form		Foreclosed Property	55,900.00
<b>MUNICIPAL FUNCTIONS</b>	12,340,686.75	4a Commercial 193 10.01	26,029,600.00	Emergencies & Other Deferred Charges	
<b>CAPITAL IMPROVEMENTS</b>	100,000.00	4b Industrial 17 .47	1,226,600.00	State and Federal Aid Receivable	
<b>DEBT SERVICE</b>		4c Apartments 25 3.37	8,754,000.00	Other Receivables	928,371.32
Principal Payments	863,727.50	Total	259,979,400.00	Total	5,761,875.39
Interest Payments	300,385.93	Land Area 2.70 Sq. Miles		<b>LIABILITIES, RESERVES, AND SURPLUS</b>	
<b>DEFERRED CHARGES</b>	134,000.00	Net Voluation Taxable-Municipal	262,759,300	Cosh Liabilities	1,770,444.11
<b>SCHOOL, COUNTY, SPECIAL DISTRICT TAXES</b>	19,927,600.63	Net Voluation Taxable-County	1,139,949,306	Reserves for Receivables	1,890,407.20
<b>RESERVE FOR UNCOLLECTED TAXES</b>	1,393,690.00	State Equalized Voluation	1,144,114,073	Surplus Dec. 31, 1990	2,101,024.08
<b>EXPENDITURES</b>	34,960,090.81	State Equalization Ratio	22.78	Total	5,761,875.39



1222

Population 1980 20,521  
 Population 1990 20,489  
 S & P Rating AA-  
 Maady Rating AAA

General Tax Rate Per \$100. 2.90  
 State Equalized Tax Rate 2.04

**SOUTH PLAINFIELD BORO. - MIDDLESEX CO.**  
**Form of Government**  
**Borough Council**  
**Number of Members - 6**

PER CAPITA:  
 Gross Debt 910.61  
 Net Debt 834.70  
 Debt Service 90.47  
 Total Tax Levy 1,900.76  
 Municipal Expenditures 685.03

PER CENT:  
 Gross Debt 1.05  
 Net Debt .97  
 Tax Levy Collected 96.99  
 Tax Levy Cancelled, Abated or Adjusted .30

EXPENDITURES		REVENUES-REALIZED		1990 PROPERTY TAX	
<b>GENERAL GOVERNMENT</b>				<b>STATE EQUALIZED TAX RATE</b>	
Governing Body & Public Boards		1990 Property Taxes Collected	37,884,926.53	Local District School Taxes	1.24 23,619,329.50
Municipal Clerk		1990 Payments in Lieu of Taxes		Regional & Consolidated School Tax	
Financial Administration	118,845.00	Delinquent Tax & Lien Collections	644,519.15	School Taxes in Municipal Budget	
Assessment of Taxes	120,558.00	Business Personalty Replacement Taxes	583,461.08	County Taxes	.44 8,329,478.85
Collection of Taxes	103,455.00	Taxes from Public Utilities	1,793,844.00	County Library Taxes	
Planning, Housing & Development	77,130.00	Other Miscellaneous Tax Revenues		Local Municipal Purpose Taxes	.35 6,632,383.00
Human Resources	120,200.00	State Aid Revenues	310,394.81	Veteran & Senior Citizen Taxes	
Elections		Federal Aid Revenues		Total Taxes for Rate Computation	2.03 38,823,741.35
General Administration (other)	1,078,142.00	State and Local Fiscal Assistance Act Utilized		Special District Taxes	
<b>JUDICIARY</b>		Sale of Acquired Property		Bank Corp. Taxes	
Municipal Courts	153,764.75	Other Miscellaneous Revenues	2,493,332.42	Added and Omitted Taxes	363,512.05
<b>PUBLIC SAFETY</b>		Total	43,710,477.99	Total Taxes Levied - ABSTRACT	38,944,703.40
Fire Protection	671,939.00	Prior Years Surplus Appropriated	1,962,000.00	Total Taxes Billed	39,062,294.29
Police Protection	3,011,552.47	REVENUES TOTAL	45,672,477.99	1990 TAXES COLLECTED	37,884,926.53
Civil Defense & Disaster Control	46,304.00	Reserve For Uncollected Taxes	1,402,766.00	1990 Taxes Cancelled, Abated or Adjusted	118,393.96
Environmental Inspection & Control	255,490.00	CAPITAL OUTLAY TOTAL	1,390,922.60	Transfer to Tax Title Liens or Foreclosed	372,394.40
Other Public Safety				Balance Outstanding Dec. 31, 1990	686,579.40
<b>PUBLIC WORKS</b>				<b>PRIOR YEARS TAXES OUTSTANDING</b>	
Streets and Drainage	1,471,300.00	Public Enterprises	393,972.40	Balance January 1, 1990	667,557.75
Sewers and Sewage Processing	379,595.00	Recreation—Culture	4,352.45	Collected in 1990	629,455.76
Garbage and Trash Disposal		Public Works	283,870.74	Cancelled, Abated or Adjusted 1990	
Public Buildings and Grounds	441,123.00	Buildings and Grounds	707,630.18	Transfers to Tax Title Liens or Foreclosed	32,874.79
Other Public Works	54,000.00	Library and Education	1,096.83	Balance December 31, 1990	5,227.20
<b>HEALTH and WELFARE</b>		Conservation		<b>TAX TITLE LIENS OUTSTANDING</b>	
Health Services Except Environmental	261,776.00	All Other		Balance January 1, 1990	747,328.34
Welfare-Public Assistance	10,030.00			Transfer From Taxes	411,683.83
Hospital, Clinics, First Aid				Redeemed in 1990	15,063.39
Animal, Insect, & Rodent Control	39,530.00			Cancelled, Abated or Adjusted (1990)	
Other Welfare Services				Transfers to Foreclosed Property	
<b>RECREATION and CONSERVATION</b>				Balance December 31, 1990	1,143,948.78
Beaches and Boardwalks				<b>PROPERTY ACQUIRED BY DEED OR FORECLOSURE</b>	
Parks, Playgrounds, Shade Trees				Balance January 1, 1990	5,674,280.00
Land Reclamation & Conservation	59,741.03			Transfers From Taxes or Liens	
Other Recreational Services	276,620.00			Sale for Cash (1990)	
<b>EDUCATION (excluding schools)</b>				Cancelled, Abated or Adjusted (1990)	
Libraries	467,524.00			Balance December 31, 1990	5,674,280.00
Other Educational Services	14,950.00			<b>CURRENT FINANCES DECEMBER 31, 1990</b>	
<b>STATUTORY EXPENDITURES</b>				<b>ASSETS</b>	
Pensions & F. I. C. A.	721,500.00			Cash Dec. 31, 1990	5,259,418.01
Employee Fringe Benefits	816,539.00			Taxes Receivable	691,806.60
Other Statutory Expenditures				Tax Title Liens	1,143,948.78
CETA And Other Public Employment Programs				Foreclosed Property	5,674,280.00
<b>MUNICIPAL FUNCTIONS</b>				Emergencies & Other Deferred Charges	245,127.47
CAPITAL IMPROVEMENTS	10,777,668.25			State and Federal Aid Receivable	5,550.00
*MEMO*	140,000.00			Other Receivables	1,144,337.27
<b>DEBT SERVICE</b>				Total	14,164,468.13
Principal Payments	1,290,000.00			<b>LIABILITIES, RESERVES, AND SURPLUS</b>	
Interest Payments	563,566.50			Cash Liabilities	3,696,337.68
<b>DEFERRED CHARGES</b>				Reserves for Receivables	8,654,372.65
SCHOOL, COUNTY, SPECIAL DISTRICT TAXES	1,500.00			Surplus Dec. 31, 1990	1,813,757.80
RESERVE FOR UNCOLLECTED TAXES	31,948,808.35			Total	14,164,468.13
EXPENDITURES TOTAL	45,984,309.10				

1223

Population 1980 **14,361**  
 Population 1990 **13,692**  
 S & P Rating  
 Moody Rating **AAA**

General Tax Rate Per \$100. **4.15**  
 State Equalized Tax Rate **2.25**

**SOUTH RIVER BOROUGH - MIDDLESEX CO.**  
 Form of Government  
**Borough Council**  
 Number of Members - 6

PER CAPITA:  
 Gross Debt **596.83**  
 Net Debt **360.12**  
 Debt Service **40.98**  
 Total Tax Levy **1,100.53**  
 Municipal Expenditures **478.09**

PER CENT:  
 Gross Debt **1.30**  
 Net Debt **.79**  
 Tax Levy Collected **97.73**  
 Tax Levy Cancelled, Abated or Adjusted

EXPENDITURES		REVENUES-REALIZED		1990 PROPERTY TAX	
<b>GENERAL GOVERNMENT</b>				<b>STATE EQUALIZED TAX RATE</b>	
Governing Body & Public Boards	13,650.00	1990 Property Taxes Collected	14,734,604.17	Local District School Taxes	1.28 8,543,294.00
Municipal Clerk	59,735.00	1990 Payments in Lieu of Taxes		Regional & Consolidated School Tax	
Financial Administration	85,672.00	Delinquent Tax & Lien Collections	324,800.06	School Taxes in Municipal Budget	
Assessment of Taxes	49,704.00	Business Personalty Replacement Taxes	126,010.88	County Taxes	.41 2,728,601.38
Collection of Taxes	55,455.00	Taxes from Public Utilities	295,724.00	County Library Taxes	
Planning, Housing & Development	57,435.00	Other Miscellaneous Tax Revenues		Local Municipal Purpose Taxes	.56 3,740,463.33
Human Resources	116,094.00	State Aid Revenues	186,227.01	Veteran & Senior Citizen Taxes	228,000.00
Elections	8,205.00	Federal Aid Revenues		Total Taxes for Rate Computation	2.25 15,240,358.71
General Administration (other)	606,730.00	State and Local Fiscal Assistance Act Utilized		Special District Taxes	
<b>JUDICIARY</b>		Sale of Acquired Property		Bank Corp. Taxes	
Municipal Courts	78,134.00	Other Miscellaneous Revenues	1,425,245.00	Added and Omitted Taxes	56,126.35
<b>PUBLIC SAFETY</b>		Total	17,092,611.12	Total Taxes Levied - ABSTRACT	15,068,485.06
Fire Protection	112,838.00	Prior Years Surplus Appropriated	750,000.00	Total Taxes Billed	15,076,716.74
Police Protection	1,358,535.98	REVENUES TOTAL	17,842,611.12	1990 TAXES COLLECTED	14,734,604.17
Civil Defense & Disaster Control	19,300.00	Reserve For Uncollected Taxes	344,935.06	1990 Taxes Cancelled, Abated or Adjusted	
Environmental Inspection & Control	81,372.00	CAPITAL OUTLAY TOTAL	613,685.22	Transfer to Tax Title Liens or Foreclosed	30,197.19
Other Public Safety				Balance Outstanding Dec. 31, 1990	311,915.38
<b>PUBLIC WORKS</b>				<b>PRIOR YEARS TAXES OUTSTANDING</b>	
Streets and Drainage	347,295.00	Public Enterprises	52,674.45	Balance January 1, 1990	274,587.35
Sewers and Sewage Processing	567,230.46	Recreation-Culture	588.74	Collected in 1990	253,054.82
Garbage and Trash Disposal	997,155.00	Public Works	499,495.77	Cancelled, Abated or Adjusted 1990	
Public Buildings and Grounds	66,150.00	Buildings and Grounds	65,926.26	Transfers to Tax Title Liens or Foreclosed	11,842.72
Other Public Works	70,000.00	Library and Education		Balance December 31, 1990	9,689.81
<b>HEALTH and WELFARE</b>		Conservation		<b>TAX TITLE LIENS OUTSTANDING</b>	
Health Services Except Environmental	53,734.00	All Other		Balance January 1, 1990	60,672.17
Welfare-Public Assistance	7,850.00	CAPITAL DEBT AUTHORIZED, DECEMBER 31, 1990		Transfer From Taxes	44,916.06
Hospital, Clinics, First Aid	600.00	ISSUED AND UNISSUED GROSS DEBT NET DEBT		Redeemed in 1990	71,745.24
Animal, Insect, & Rodent Control	8,370.00	School	4,268,500	Cancelled, Abated or Adjusted (1990)	
Other Welfare Services	750.00	Self-Liquidating	3,903,242	Transfers to Foreclosed Property	
<b>RECREATION and CONSERVATION</b>		Other	8,171,742	Balance December 31, 1990	33,842.99
Beaches and Boardwalks		Total		<b>PROPERTY ACQUIRED BY DEED OR FORECLOSURE</b>	
Parks, Playgrounds, Shade Trees	77,850.00	ISSUED AND OUTSTANDING		Balance January 1, 1990	96,720.00
Land Reclamation & Conservation	55,923.25	School		Transfers From Taxes or Liens	
Other Recreational Services	49,300.00	Self-Liquidating	2,476,500.00	Sale for Cash (1990)	
<b>EDUCATION (excluding schools)</b>		Other	3,223,600.00	Cancelled, Abated or Adjusted (1990)	
Libraries	212,767.00	Total	5,700,100.00	Balance December 31, 1990	96,720.00
Other Educational Services	1,000.00	EQUALIZED VALUATION BASIS		<b>CURRENT FINANCES DECEMBER 31, 1990</b>	
<b>STATUTORY EXPENDITURES</b>		FOR NET DEBT COMPUTATION	626,637,897	<b>ASSETS</b>	
Pensions & F. I. C. A.	402,257.70	REAL PROPERTY VALUATIONS		Cash Dec. 31, 1990	1,397,943.09
Employee Fringe Benefits		Code Class # of Parcels % VAL'N	ASSESSED VALUATION	Taxes Receivable	321,605.19
Other Statutory Expenditures	2,000.00	1 Vacant Land 338 1.80	6,499,200.00	Tax Title Liens	33,342.99
CETA And Other Public Employment Programs		2 Residential 3963 84.88	306,579,500.00	Foreclosed Property	96,720.00
<b>MUNICIPAL FUNCTIONS</b>		3 Farm 1	3,700.00	Emergencies & Other Deferred Charges	41,874.00
CAPITAL IMPROVEMENTS	25,000.00	4a Commercial 241 8.09	29,220,300.00	State and Federal Aid Receivable	33,348.25
<b>DEBT SERVICE</b>		4b Industrial 36 1.81	6,539,500.00	Other Receivables	7,046.46
Principal Payments	295,400.00	4c Apartments 9 3.42	12,343,800.00	Total	2,432,379.98
Interest Payments	265,704.45	Total 4588	361,186,000.00	<b>LIABILITIES, RESERVES, AND SURPLUS</b>	
<b>DEFERRED CHARGES</b>		Land Area 2.80 Sq. Miles		Cash Liabilities	948,909.63
SCHOOL, COUNTY, SPECIAL DISTRICT TAXES	11,271,895.38	Net Valuation Taxable-Municipal	361,941,937	Reserves for Receivables	459,214.64
RESERVE FOR UNCOLLECTED TAXES	344,935.06	Net Valuation Taxable-County	683,120,952	Surplus Dec. 31, 1990	1,024,255.51
<b>EXPENDITURES</b>		State Equalized Valuation	665,801,048	Total	2,432,379.98
TOTAL	17,817,938.35	State Equalization Ratio	54.31		



1529

Population 1980 **3,954**  
 Population 1990 **3,869**  
 S & P Rating  
 Moody Rating

General Tax Rate Per \$100. **2.56**  
 State Equalized Tax Rate **2.21**

**SOUTH TOMS RIVER BORO. - OCEAN CO.**  
 Form of Government  
**Borough Council**  
 Number of Members - 6

## FCK CAPITAL:

Gross Debt **151.14**  
 Net Debt **82.00**  
 Debt Service **8.44**  
 Total Tax Levy **624.62**  
 Municipal Expenditures **367.41**

## PER CENT:

Gross Debt **.58**  
 Net Debt **.31**  
 Tax Levy Collected **91.17**  
 Tax Levy Cancelled, Abated or Adjusted **.02**

EXPENDITURES		REVENUES-REALIZED		1990 PROPERTY TAX	
<b>GENERAL GOVERNMENT</b>				<b>STATE EQUALIZED TAX RATE</b> →	
Governing Body & Public Boards	11,000.00	1990 Property Taxes Collected	2,203,283.66	Local District School Taxes	
Municipal Clerk	45,000.00	1990 Payments in Lieu of Taxes		Regional & Consolidated School Tax	1.11 1,210,768.92
Financial Administration	29,100.00	Delinquent Tax & Lien Collections	163,889.40	School Taxes in Municipal Budget	
Assessment of Taxes	6,078.00	Business Personalty Replacement Taxes	19,093.40	County Taxes	.37 * 403,562.40
Collection of Taxes	27,358.00	Taxes from Public Utilities	179,130.00	County Library Taxes	.02 26,912.68
Planning, Housing & Development	9,700.00	Other Miscellaneous Tax Revenues		Local Municipal Purpose Taxes	.71 772,000.00
Human Resources	26,488.00	State Aid Revenues	68,218.59	Veteran & Senior Citizen Taxes	
Elections		Federal Aid Revenues		Total Taxes for Rate Computation	2.21 2,446,494.00
General Administration (other)	209,875.00	State and Local Fiscal Assistance Act Utilized		Special District Taxes	
<b>JUDICIARY</b>		Sale of Acquired Property		Bank Corp. Taxes	
Municipal Courts	16,700.00	Other Miscellaneous Revenues	127,926.62	Added and Omitted Taxes	3,420.77
<b>PUBLIC SAFETY</b>		Total	2,761,541.67	Total Taxes Levied - ABSTRACT	2,416,664.77
Fire Protection	9,691.50	Prior Years Surplus Appropriated	160,000.00	Total Taxes Billed	2,416,664.77
Police Protection	245,777.00	REVENUES TOTAL	2,921,541.67	1990 TAXES COLLECTED	2,203,283.66
Civil Defense & Disaster Control	1,000.00	Reserve For Uncollected Taxes	192,000.00	1990 Taxes Cancelled, Abated or Adjusted	457.80
Environmental Inspection & Control	3,201.00	CAPITAL OUTLAY TOTAL	109,706.74	Transfer to Tax Title Liens or Foreclosed	16,791.02
Other Public Safety				Balance Outstanding Dec. 31, 1990	196,132.29
<b>PUBLIC WORKS</b>				<b>PRIOR YEARS TAXES OUTSTANDING</b>	
Streets and Drainage	83,852.48	Public Enterprises		Balance January 1, 1990	162,992.18
Sewers and Sewage Processing		Recreation-Culture		Collected in 1990	146,591.65
Garbage and Trash Disposal	231,450.00	Public Works	109,706.74	Cancelled, Abated or Adjusted 1990	29.90
Public Buildings and Grounds	12,700.00	Buildings and Grounds		Transfers to Tax Title Liens or Foreclosed	
Other Public Works	16,300.00	Library and Education		Balance December 31, 1990	16,370.63
<b>HEALTH and WELFARE</b>		Conservation		TAX TITLE LIENS OUTSTANDING	
Health Services Except Environmental	27,240.00	All Other		Balance January 1, 1990	61,611.17
Welfare-Public Assistance	9,150.00	CAPITAL DEBT AUTHORIZED, DECEMBER 31, 1990		Transfer From Taxes	16,791.02
Hospital, Clinics, First Aid		ISSUED AND UNISSUED GROSS DEBT NET DEBT		Redeemed in 1990	17,297.75
Animal, Insect, & Radent Control		School 267,510		Cancelled, Abated or Adjusted (1990)	
Other Welfare Services		Self-Liquidating		Transfers to Foreclosed Property	
<b>RECREATION and CONSERVATION</b>		Other 317,250	317,250	Balance December 31, 1990	61,104.44
Beaches and Boardwalks		Total 584,760	317,250	PROPERTY ACQUIRED BY DEED OR FORECLOSURE	
Parks, Playgrounds, Shade Trees		ISSUED AND OUTSTANDING		Balance January 1, 1990	617,400.00
Land Reclamation & Conservation	34,050.00	School	263,061.62	Transfers From Taxes or Liens	
Other Recreational Services	400.00	Self-Liquidating		Sale for Cash (1990)	
<b>EDUCATION (excluding schaaIs)</b>		Other 210,250.00	210,250.00	Cancelled, Abated or Adjusted (1990)	
Libraries		Total 473,311.62	473,311.62	Balance December 31, 1990	617,400.00
Other Educational Services		EQUALIZED VALUATION BASIS		CURRENT FINANCES DECEMBER 31, 1990	
<b>STATUTORY EXPENDITURES</b>		FOR NET DEBT COMPUTATION	101,276.598	ASSETS	
Pensions & F. I. C. A.	58,200.79	REAL PROPERTY VALUATIONS		Cash Dec. 31, 1990	373,334.11
Employee Fringe Benefits		Code Class # of Parcels % VALN ASSESSED VALUATION		Taxes Receivable	212,502.92
Other Statutory Expenditures	4,937.86	1 Vacant Land 73 2.54	2,383,800.00	Tax Title Liens	61,104.44
CETA And Other Public Employment Programs		2 Residential 1070 82.53	77,364,200.00	Foreclosed Property	617,400.00
<b>MUNICIPAL FUNCTIONS TOTAL</b>	<b>1,113,319.63</b>	3 Farm		Emergencies & Other Deferred Charges	32,385.00
<b>CAPITAL IMPROVEMENTS * MEMO *</b>		4a Commercial 46 14.16	13,272,000.00	State and Federal Aid Receivable	15,385.00
<b>DEBT SERVICE</b>		4b Industrial 2 .77	725,300.00	Other Receivables	30,208.61
Principal Payments	23,950.00	4c Apartments		Total	1,342,320.08
Interest Payments	8,685.50	Total 1196	93,745,300.00	<b>LIABILITIES, RESERVES, AND SURPLUS</b>	
<b>DEFERRED CHARGES</b>	<b>79,547.35</b>	Land Area 1.20 Sq. Miles		Cash Liabilities	263,329.68
<b>SCHOOL, COUNTY, SPECIAL DISTRICT TAXES</b>	<b>1,641,244.00</b>	Net Valuation Taxable-Municipal	94,305,508	Reserves for Receivables	921,215.97
<b>RESERVE FOR UNCOLLECTED TAXES</b>	<b>192,000.00</b>	Net Valuation Taxable-County	105,893,883	Surplus Dec. 31, 1990	157,774.43
<b>EXPENDITURES TOTAL</b>	<b>3,062,756.48</b>	State Equalized Valuation	109,111,968	Total	1,342,320.08
		State Equalization Ratio	86.36		



0333

Population 1980 8,808  
 Population 1990 10,202  
 S & P Rating  
 Moody Rating

General Tax Rate Per \$100. 1.91  
 State Equalized Tax Rate 1.80

## SOUTHAMPTON TWP. - BURLINGTON CO.

Form of Government  
 Township Committee  
 Number of Members - 5

PER CAPITA:  
 Gross Debt 172.58  
 Net Debt 19.05  
 Debt Service .40  
 Total Tax Levy 870.05  
 Municipal Expenditures 237.00

PER CENT:  
 Gross Debt .40  
 Net Debt .04  
 Tax Levy Collected 93.65  
 Tax Levy Cancelled, Abated or Adjusted .54

EXPENDITURES		REVENUES-REALIZED		1990 PROPERTY TAX	
<b>GENERAL GOVERNMENT</b>				<b>STATE EQUALIZED TAX RATE</b>	
Governing Body & Public Boards		1990 Property Taxes Collected	8,313,217.00	Local District School Taxes	.80 3,879,777.00
Municipal Clerk		1990 Payments in Lieu of Taxes		Regional & Consolidated School Tax	.33 1,597,783.85
Financial Administration	25,700.00	Delinquent Tax & Lien Collections	331,511.00	School Taxes in Municipal Budget	
Assessment of Taxes	33,500.00	Business Personalty Replacement Taxes	40,674.00	County Taxes	.56 2,704,521.08
Collection of Taxes	40,100.00	Taxes from Public Utilities	759,675.00	County Library Taxes	.03 155,500.52
Planning, Housing & Development	13,500.00	Other Miscellaneous Tax Revenues		Local Municipal Purpose Taxes	.08 374,380.00
Human Resources		State Aid Revenues	38,804.00	Veteran & Senior Citizen Taxes	
Elections	3,600.00	Federal Aid Revenues		Total Taxes for Rate Computation	1.60 8,905,562.45
General Administration (other)	326,700.00	State and Local Fiscal Assistance Act Utilized		Special District Taxes	
<b>JUDICIARY</b>		Sole of Acquired Property		Bank Corp. Taxes	
Municipal Courts	74,152.00	Other Miscellaneous Revenues	496,006.00	Added and Omitted Taxes	164,274.00
<b>PUBLIC SAFETY</b>		Total	9,979,887.00	Total Taxes Levied - ABSTRACT	8,876,236.45
Fire Protection	82,740.00	Prior Years Surplus Appropriated	700,000.00	Total Taxes Billed	8,877,211.00
Police Protection	30,000.00	REVENUES TOTAL	10,679,887.00	1990 TAXES COLLECTED	8,313,217.00
Civil Defense & Disaster Control	1,900.00	Reserve For Uncollected Taxes	417,541.00	1990 Taxes Cancelled, Abated or Adjusted	47,588.00
Environmental Inspection & Control	69,500.00	CAPITAL OUTLAY TOTAL	260,047.00	Transfer to Tax Title Liens or Foreclosed	36,906.00
Other Public Safety				Balance Outstanding Dec. 31, 1990	479,500.00
<b>PUBLIC WORKS</b>				<b>PRIOR YEARS TAXES OUTSTANDING</b>	
Streets and Drainage	489,090.00	Public Enterprises		Balance January 1, 1990	383,002.00
Sewers and Sewage Processing	259,171.00	Recreation-Culture		Collected in 1990	329,510.00
Garbage and Trash Disposol	94,000.00	Public Works		Cancelled, Abated or Adjusted 1990	25,701.00
Public Buildings and Grounds	32,500.00	Buildings and Grounds	260,047.00	Transfers to Tax Title Liens or Foreclosed	21,298.00
Other Public Works		Library and Education		Balance December 31, 1990	6,503.00
<b>HEALTH and WELFARE</b>		Conservation		<b>TAX TITLE LIENS OUTSTANDING</b>	
Health Services Except Environmental	9,000.00	All Other		Balance January 1, 1990	97,033.00
Welfare-Public Assistance	7,000.00	CAPITAL DEBT AUTHORIZED, DECEMBER 31, 1990		Transfer From Taxes	61,993.00
Hospital, Clinics, First Aid		ISSUED AND UNISSUED GROSS DEBT		Redeemed in 1990	2,001.00
Animal, Insect, & Rodent Control	13,410.00	School 1,566,315		Cancelled, Abated or Adjusted (1990)	
Other Welfare Services		Self-Liquidating 194,339	194,339	Transfers to Foreclosed Property	
<b>RECREATION and CONSERVATION</b>		Other Total 1,760,654	194,339	Balance December 31, 1990	157,025.00
Beaches and Boardwalks		ISSUED AND OUTSTANDING		<b>PROPERTY ACQUIRED BY DEED OR FORECLOSURE</b>	
Parks, Playgrounds, Shade Trees	14,260.00	School 1,566,315.75		Balance January 1, 1990	22,900.00
Land Reclamation & Conservation	3,743.00	Self-Liquidating 59,858.00		Transfers From Taxes or Liens	
Other Recreational Services	31,598.00	Other Total 1,626,173.75		Sole for Cosh (1990)	
<b>EDUCATION (excluding schools)</b>		EQUALIZED VALUATION BASIS		Cancelled, Abated or Adjusted (1990)	
Libraries	38,000.00	FOR NET DEBT COMPUTATION	437,824,795	Balance December 31, 1990	22,900.00
Other Educational Services		REAL PROPERTY VALUATIONS		<b>CURRENT FINANCES DECEMBER 31, 1990</b>	
<b>STATUTORY EXPENDITURES</b>		Code Class # of Parcels % VAL'N ASSESSED VALUATION		ASSETS	
Pensions & F. I. C. A.	103,000.00	1 Vacant Land 779 4.32 19,519,350.00		Cosh Dec. 31, 1990	1,744,755.00
Employee Fringe Benefits	135,000.00	2 Residential 3757 84.28 381,165,150.00		Taxes Receivable	486,003.00
Other Statutory Expenditures	4,000.00	3 Farm 467 4.50 20,332,150.00		Tax Title Liens	157,025.00
<b>CETA And Other Public Employment Programs</b>		4a Commercial 128 4.97 22,468,250.00		Foreclosed Property	22,900.00
<b>MUNICIPAL FUNCTIONS</b>		4b Industrial 28 1.94 8,787,050.00		Emergencies & Other Deferred Charges	2,918.00
<b>CAPITAL IMPROVEMENTS</b>		4c Apartments 5159 452,271,950.00		State and Federal Aid Receivable	8,639.00
<b>DEBT SERVICE</b>		Total 5159 452,271,950.00		Other Receivables	38,027.00
Principal Payments	2,834.00	Land Area 43.31 Sq. Miles		Total	2,460,267.00
Interest Payments	1,241.00	Net Valuation Taxable-Municipal	457,129,949	<b>LIABILITIES, RESERVES, AND SURPLUS</b>	
<b>DEFERRED CHARGES</b>		Net Valuation Taxable-County	464,495,694	Cash Liabilities	1,035,114.00
<b>SCHOOL, COUNTY, SPECIAL DISTRICT TAXES</b>		State Equalized Valuation	485,435,993	Reserves for Receivables	703,452.00
<b>RESERVE FOR UNCOLLECTED TAXES</b>		State Equalization Ratio 94.11		Surplus Dec. 31, 1990	721,701.00
<b>EXPENDITURES</b>				Total	2,460,267.00
<b>TOTAL</b>	10,755,440.45				

1913

Population 1980 13,333  
 Population 1990 15,157  
 S & P Rating A+  
 Moody Rating A

General Tax Rate Per \$100. 2.63  
 State Equalized Tax Rate 1.99

**SPARTA TOWNSHIP - SUSSEX COUNTY**  
 Form of Government  
**Council-Manager Plan B (OMCL 50)**  
 Number of Members - 5

## PER CAPITA:

Gross Debt 631.92  
 Net Debt 272.71  
 Debt Service 69.56  
 Total Tax Levy 1,716.89  
 Municipal Expenditures 631.17

## PER CENT:

Gross Debt .78  
 Net Debt .34  
 Tax Levy Collected 94.16  
 Tax Levy Cancelled, Abated or Adjusted .57

EXPENDITURES		REVENUES-REALIZED		1990 PROPERTY TAX	
<b>GENERAL GOVERNMENT</b>				<b>STATE EQUALIZED TAX RATE</b>	
Governing Body & Public Boards	19,025.00	1990 Property Taxes Collected	24,552,864.75	Local District School Taxes	1.20 15,458,834.00
Municipal Clerk	105,245.00	1990 Payments in Lieu of Taxes	66,378.66	Regional & Consolidated School Tax	
Financial Administration		Delinquent Tax & Lien Collections	1,162,138.67	School Taxes in Municipal Budget	
Assessment of Taxes	107,132.00	Business Personality Replacement Taxes	122,245.44	County Taxes	.34 4,431,369.31
Collection of Taxes	143,113.00	Taxes from Public Utilities	761,709.00	County Library Taxes	
Planning, Housing & Development	120,715.00	Other Miscellaneous Tax Revenues		Local Municipal Purpose Taxes	.44 5,708,410.55
Human Resources	96,784.00	State Aid Revenues	91,808.14	Veteran & Senior Citizen Taxes	
Elections	15,900.00	Federal Aid Revenues		Total Taxes for Rate Computation	1.98 25,660,763.86
General Administration (other)	491,353.41	State and Local Fiscal Assistance Act Utilized		Special District Taxes	
<b>JUDICIARY</b>		Sale of Acquired Property		Bank Corp. Taxes	
Municipal Courts	113,807.97	Other Miscellaneous Revenues	1,069,946.37	Added and Omitted Taxes	424,257.19
<b>PUBLIC SAFETY</b>		Total	27,827,091.03	Total Taxes Levied - ABSTRACT	26,022,871.05
Fire Protection	96,001.40	Prior Years Surplus Appropriated	1,200,000.00	Total Taxes Billed	26,075,107.41
Police Protection	1,735,722.50	<b>REVENUES TOTAL</b>	29,027,091.03	<b>1990 TAXES COLLECTED</b>	24,552,864.75
Civil Defense & Disaster Control	500.00	Reserve For Uncollected Taxes	1,703,012.05	1990 Taxes Cancelled, Abated or Adjusted	148,250.89
Environmental Inspection & Control	185,780.00	<b>CAPITAL OUTLAY TOTAL</b>	2,237,583.15	Transfer to Tax Title Liens or Foreclosed	35,669.73
Other Public Safety				Balance Outstanding Dec. 31, 1990	1,338,322.04
<b>PUBLIC WORKS</b>				<b>PRIOR YEARS TAXES OUTSTANDING</b>	
Streets and Drainage	1,061,738.00	Public Enterprises	1,290,209.68	Balance January 1, 1990	1,173,220.56
Sewers and Sewage Processing	200,525.00	Recreation-Culture	57,201.39	Collected in 1990	1,105,378.02
Garbage and Trash Disposal		Public Works	587,313.60	Cancelled, Abated or Adjusted 1990	55,548.03
Public Buildings and Grounds	80,900.00	Buildings and Grounds	302,858.48	Transfers to Tax Title Liens or Foreclosed	6,162.42
Other Public Works		Library and Education		Balance December 31, 1990	6,132.09
<b>HEALTH and WELFARE</b>		Conservation		<b>TAX TITLE LIENS OUTSTANDING</b>	
Health Services Except Environmental	261,595.00	All Other		Balance January 1, 1990	119,340.38
Welfare-Public Assistance	57,855.00	<b>CAPITAL DEBT AUTHORIZED, DECEMBER 31, 1990</b>		Transfer From Taxes	42,862.66
Hospital, Clinics, First Aid		<b>ISSUED AND UNISSUED</b>		Redeemed in 1990	56,760.65
Animal, Insect, & Rodent Control	11,000.00	School	797,000	Cancelled, Abated or Adjusted (1990)	
Other Welfare Services		Self-Liquidating	4,990,000	Transfers to Foreclosed Property	
<b>RECREATION and CONSERVATION</b>		Other	3,791,065	Balance December 31, 1990	105,442.39
Beaches and Boardwalks		Total	9,578,065	<b>PROPERTY ACQUIRED BY DEED OR FORECLOSURE</b>	
Parks, Playgrounds, Shade Trees	14,900.00	<b>ISSUED AND OUTSTANDING</b>		Balance January 1, 1990	220,255.00
Land Reclamation & Conservation	6,378.96	School	797,000.00	Transfers From Taxes or Liens	
Other Recreational Services	249,970.00	Self-Liquidating	4,990,000.00	Sale for Cash (1990)	
<b>EDUCATION (excluding schools)</b>		Other	3,393,965.00	Cancelled, Abated or Adjusted (1990)	
Libraries	387,074.59	Total	9,180,965.00	Balance December 31, 1990	220,255.00
Other Educational Services		<b>EQUALIZED VALUATION BASIS</b>		<b>CURRENT FINANCES DECEMBER 31, 1990</b>	
<b>STATUTORY EXPENDITURES</b>		<b>FOR NET DEBT COMPUTATION</b>	1,224,692.735	<b>ASSETS</b>	
Pensions & F. I. C. A.	584,131.64	<b>REAL PROPERTY VALUATIONS</b>		Cash Dec. 31, 1990	2,654,332.19
Employee Fringe Benefits	509,513.00	Code Class # of Parcels % VAL'N		Taxes Receivable	1,344,454.13
Other Statutory Expenditures	100.00	1 Vacant Land 1658 8.06	76,914,150.00	Tax Title Liens	105,442.39
<b>CETA And Other Public Employment Programs</b>		2 Residential 5242 82.85	790,508,400.00	Foreclosed Property	220,255.00
<b>MUNICIPAL FUNCTIONS</b>		3 Farm 230 1.25	11,906,050.00	Emergencies & Other Deferred Charges	
<b>CAPITAL IMPROVEMENTS</b>	34,125.00	4a Commercial 173 5.81	55,415,600.00	State and Federal Aid Receivable	
<b>DEBT SERVICE</b>		4b Industrial 30 1.92	18,283,100.00	Other Receivables	20,516.11
Principal Payments	682,742.00	4c Apartments 2 .12	1,143,200.00	Total	4,344,999.82
Interest Payments	371,533.16	Total 7335	954,170,500.00	<b>LIABILITIES, RESERVES, AND SURPLUS</b>	
<b>DEFERRED CHARGES</b>		Land Area 38.50 Sq. Miles		Cash Liabilities	1,159,204.15
SCHOOL, COUNTY, SPECIAL DISTRICT TAXES	19,890,203.31	Net Valuation Taxable-Municipal	957,121,277	Reserves for Receivables	1,690,667.63
RESERVE FOR UNCOLLECTED TAXES	1,703,012.05	Net Valuation Taxable-County	1,278,582,555	Surplus Dec. 31, 1990	1,495,128.04
<b>EXPENDITURES TOTAL</b>	29,456,867.06	State Equalized Valuation	1,290,977,910	Total	4,344,999.82
		State Equalization Ratio	74.08		



1224  
 Population 1980 7,840  
 Population 1990 7,983  
 S & P Rating  
 Moody Rating A

General Tax Rate Per \$100. 4.22  
 State Equalized Tax Rate 2.10

SPOTSWOOD BOROUGH - MIDDLESEX CO.  
 Form of Government  
 Mayor-Council Plan B (OMCL 50)  
 Number of Members - 5

PER CAPITA:  
 Gross Debt 827.51  
 Net Debt 288.50  
 Debt Service 42.61  
 Total Tax Levy 1,020.11  
 Municipal Expenditures 464.39

PER CENT:  
 Gross Debt 1.82  
 Net Debt .64  
 Tax Levy Collected 97.69  
 Tax Levy Cancelled, Abated or Adjusted

EXPENDITURES		REVENUES-REALIZED		1990 PROPERTY TAX	
GENERAL GOVERNMENT				STATE EQUALIZED TAX RATE	
Governing Body & Public Boards	3,425.00	1990 Property Taxes Collected		Local District School Taxes	1.14 4,402,066.00
Municipal Clerk	53,957.00	1990 Payments in Lieu of Taxes		Regional & Consolidated School Tax	
Financial Administration	123,133.00	Delinquent Tax & Lien Collections		School Taxes in Municipal Budget	
Assessment of Taxes	12,758.00	Business Personality Replacement Taxes		County Taxes	.43 1,662,662.06
Collection of Taxes		Taxes from Public Utilities		County Library Taxes	
Planning, Housing & Development	29,537.00	Other Miscellaneous Tax Revenues		Local Municipal Purpose Taxes	.53 2,052,604.60
Human Resources	63,853.00	State Aid Revenues		Veteran & Senior Citizen Taxes	60,750.00
Elections	15,695.00	Federal Aid Revenues		Total Taxes for Rate Computation	2.10 8,178,092.66
General Administration (other)	178,819.00	State and Local Fiscal Assistance Act Utilized		Special District Taxes	
JUDICIARY		State and Local Fiscal Assistance Act Utilized		Bank Corp. Taxes	
Municipal Courts	51,831.00	Sale of Acquired Property		Added and Omitted Taxes	26,201.62
PUBLIC SAFETY		Other Miscellaneous Revenues		Total Taxes Levied - ABSTRACT	8,143,534.28
Fire Protection	54,471.00	Total		Total Taxes Billed	8,154,237.32
Police Protection	1,014,046.36	Prior Years Surplus Appropriated		1990 TAXES COLLECTED	7,965,676.64
Civil Defense & Disaster Control	800.00	REVENUES TOTAL		1990 Taxes Cancelled, Abated or Adjusted	
Environmental Inspection & Control	81,442.00	Reserve For Uncollected Taxes		Transfer to Tax Title Liens or Foreclosed	17,850.22
Other Public Safety		CAPITAL OUTLAY TOTAL		Balance Outstanding Dec. 31, 1990	170,710.46
PUBLIC WORKS				PRIOR YEARS TAXES OUTSTANDING	
Streets and Drainage	256,276.00	Public Enterprises		Balance January 1, 1990	228,555.83
Sewers and Sewage Processing	93,846.00	Recreation-Culture		Collected in 1990	222,081.32
Garbage and Trash Disposal	224,500.00	Public Works		Cancelled, Abated or Adjusted 1990	
Public Buildings and Grounds	51,650.00	Buildings and Grounds		Transfers to Tax Title Liens or Foreclosed	6,474.51
Other Public Works		Library and Education		Balance December 31, 1990	
HEALTH and WELFARE		Conservation		TAX TITLE LIENS OUTSTANDING	
Health Services Except Environmental	13,281.00	All Other		Balance January 1, 1990	52,358.79
Welfare-Public Assistance	4,451.00	CAPITAL DEBT AUTHORIZED, DECEMBER 31, 1990		Transfer From Taxes	25,496.36
Hospital, Clinics, First Aid		ISSUED AND UNISSUED GROSS DEBT NET DEBT		Redeemed in 1990	686.05
Animal, Insect, & Rodent Control	5,481.00	School 3,325,000		Cancelled, Abated or Adjusted (1990)	
Other Welfare Services		Self-Liquidating 824,000		Transfers to Foreclosed Property	
RECREATION and CONSERVATION		Other 2,457,000		Balance December 31, 1990	77,169.60
Beaches and Boardwalks		Total 6,606,000		PROPERTY ACQUIRED BY DEED OR	
Parks, Playgrounds, Shade Trees		ISSUED AND OUTSTANDING		FORECLOSURE	
Land Reclamation & Conservation	87,951.10	School 3,325,000.00		Balance January 1, 1990	73,350.00
Other Recreational Services	30,050.00	Self-Liquidating 740,000.00		Transfers From Taxes or Liens	
EDUCATION (excluding schools)		Other 2,344,000.00		Sale for Cash (1990)	
Libraries	127,935.00	Total 6,409,000.00		Cancelled, Abated or Adjusted (1990)	
Other Educational Services	50.00	EQUALIZED VALUATION BASIS		Balance December 31, 1990	73,350.00
STATUTORY EXPENDITURES		FOR NET DEBT COMPUTATION		CURRENT FINANCES DECEMBER 31, 1990	
Pensions & F. I. C. A.	284,863.51	REAL PROPERTY VALUATIONS		ASSETS	
Employee Fringe Benefits	203,500.00	Code Class # of Parcels % VAL'N ASSESSED VALUATION		Cash Dec. 31, 1990	625,609.37
Other Statutory Expenditures	5,000.00	1 Vacant Land 427 1.80 3,421,900.00		Taxes Receivable	170,710.46
CETA And Other Public Employment Programs		2 Residential 2297 84.14 160,203,600.00		Tax Title Liens	77,169.60
MUNICIPAL FUNCTIONS TOTAL	3,077,601.97	3 Farm 2 .05 93,800.00		Foreclosed Property	73,350.00
CAPITAL IMPROVEMENTS *MEMO*	30,000.00	4a Commercial 55 6.73 12,811,300.00		Emergencies & Other Deferred Charges	11,194.00
DEBT SERVICE		4b Industrial 6 6.05 11,521,200.00		State and Federal Aid Receivable	3,000.00
Principal Payments	203,000.00	4c Apartments 3 1.23 2,339,400.00		Other Receivables	
Interest Payments	137,177.44	Total 2790 190,391,200.00		Total	961,033.43
DEFERRED CHARGES	25,915.22	Land Area 2.15 Sq. Miles		LIABILITIES, RESERVES, AND SURPLUS	
SCHOOL, COUNTY, SPECIAL DISTRICT TAXES	6,064,728.06	Net Valuation Taxable-Municipal		Cash Liabilities	281,841.25
RESERVE FOR UNCOLLECTED TAXES	263,527.29	Net Valuation Taxable-County		Reserves for Receivables	321,230.06
EXPENDITURES TOTAL	9,771,949.98	State Equalized Valuation		Surplus Dec. 31, 1990	357,962.12
		State Equalization Ratio		Total	961,033.43



1348  
 Population 1980 4,215  
 Population 1990 3,499  
 S & P Rating A  
 Moody Rating

General Tax Rate Per \$100. .93  
 State Equalized Tax Rate 1.00

SPRING LAKE BOROUGH - MONMOUTH CO.  
 Form of Government  
 Borough Council  
 Number of Members - 6

PER CAPITA:  
 Gross Debt 1,839.79  
 Net Debt 1,839.79  
 Debt Service 149.51  
 Total Tax Levy 2,303.32  
 Municipal Expenditures 1,197.26

PER CENT:  
 Gross Debt .86  
 Net Debt .86  
 Tax Levy Collected 95.22  
 Tax Levy Cancelled, Abated or Adjusted .23

EXPENDITURES		REVENUES-REALIZED		1990 PROPERTY TAX	
GENERAL GOVERNMENT				STATE EQUALIZED TAX RATE .24	1,953,514.00
Governing Body & Public Boards		1990 Property Taxes Collected	7,720,305.30	Local District School Taxes	
Municipal Clerk		1990 Payments in Lieu of Taxes		Regional & Consolidated School Tax	
Financial Administration	14,500.00	Delinquent Tax & Lien Collections	286,879.81	School Taxes in Municipal Budget	
Assessment of Taxes	17,420.00	Business Personalty Replacement Taxes	26,136.64	County Taxes	.40 * 3,240,866.92
Collection of Taxes	43,265.00	Taxes from Public Utilities	289,414.00	County Library Taxes	
Planning, Housing & Development	35,871.00	Other Miscellaneous Tax Revenues		Local Municipal Purpose Taxes	.35 2,846,985.00
Human Resources	42,933.88	State Aid Revenues	23,181.77	Veteran & Senior Citizen Taxes	28,250.00
Elections		Federal Aid Revenues		Total Taxes for Rate Computation	.99 8,069,615.92
General Administration (other)	502,618.00	State and Local Fiscal Assistance Act Utilized		Special District Taxes	
JUDICIARY		Sole of Acquired Property		Bank Corp. Taxes	
Municipal Courts	27,555.39	Other Miscellaneous Revenues	571,145.05	Added and Omitted Taxes	17,937.53
PUBLIC SAFETY		Total	8,916,062.57	Total Taxes Levied - ABSTRACT	8,059,303.45
Fire Protection	42,931.50	Prior Years Surplus Appropriated	592,000.00	Total Taxes Billed	8,107,626.87
Police Protection	722,970.69	REVENUES TOTAL	9,508,062.57	1990 TAXES COLLECTED	7,720,305.30
Civil Defense & Disaster Control	4,500.00	Reserve For Uncollected Taxes	359,472.06	1990 Taxes Cancelled, Abated or Adjusted	18,518.86
Environmental Inspection & Control	50,254.00	CAPITAL OUTLAY TOTAL	1,674,467.43	Transfer to Tax Title Liens or Foreclosed	
Other Public Safety		Public Enterprises	28,340.60	Balance Outstanding Dec. 31, 1990	368,802.71
PUBLIC WORKS		Recreation-Culture	7,471.99	PRIOR YEARS TAXES OUTSTANDING	
Streets and Drainage	263,649.00	Public Works	62,696.61	Balance January 1, 1990	324,644.99
Sewers and Sewage Processing	499,330.00	Buildings and Grounds	1,575,969.23	Collected in 1990	286,879.81
Garbage and Trash Disposal		Library and Education		Cancelled, Abated or Adjusted 1990	28,579.06
Public Buildings and Grounds	97,270.00	Conservation		Transfers to Tax Title Liens or Foreclosed	
Other Public Works		All Other		Balance December 31, 1990	9,186.12
HEALTH and WELFARE		CAPITAL DEBT AUTHORIZED, DECEMBER 31, 1990		TAX TITLE LIENS OUTSTANDING	
Health Services Except Environmental	15,448.00	ISSUED AND UNISSUED		Balance January 1, 1990	
Welfare-Public Assistance	3,502.00	School		Transfer From Taxes	
Hospital, Clinics, First Aid		Self-Liquidating	674,475	Redeemed in 1990	
Animal, Insect, & Rodent Control	445.00	Other	5,762,950	Cancelled, Abated or Adjusted (1990)	
Other Welfare Services		Total	6,437,425	Transfers to Foreclosed Property	
RECREATION and CONSERVATION		ISSUED AND OUTSTANDING		Balance December 31, 1990	
Beaches and Boardwalks		School		PROPERTY ACQUIRED BY DEED OR	
Parks, Playgrounds, Shade Trees	187,496.00	Self-Liquidating	282,000.00	FORECLOSURE	
Land Reclamation & Conservation	124,635.00	Other	4,962,371.89	Balance January 1, 1990	56,400.00
Other Recreational Services		Total	5,244,371.89	Transfers From Taxes or Liens	
EDUCATION (excluding schools)		EQUALIZED VALUATION BASIS		Sole for Cash (1990)	
Libraries	96,448.00	FOR NET DEBT COMPUTATION	743,527.478	Cancelled, Abated or Adjusted (1990)	
Other Educational Services		REAL PROPERTY VALUATIONS		Balance December 31, 1990	56,400.00
STATUTORY EXPENDITURES		Code Class # of Parcels % VAL'N	ASSESSED VALUATION	CURRENT FINANCES DECEMBER 31, 1990	
Pensions & F. I. C. A.	256,174.00	1 Vacant Land 94 2.85	24,492,800.00	ASSETS	
Employee Fringe Benefits	219,617.00	2 Residential 1848 89.74	770,854,200.00	Cash Dec. 31, 1990	961,655.88
Other Statutory Expenditures		3 Farm		Taxes Receivable	377,988.83
CETA And Other Public Employment Programs		4a Commercial 96 7.28	62,498,100.00	Tax Title Liens	
MUNICIPAL FUNCTIONS		4b Industrial		Foreclosed Property	56,400.00
CAPITAL IMPROVEMENTS *MEMO*	3,273,703.46	4c Apartments 1 .13	1,111,200.00	Emergencies & Other Deferred Charges	32,653.00
DEBT SERVICE		Total 2039	858,956,300.00	State and Federal Aid Receivable	
Principal Payments	226,158.92	Land Area 1.30 Sq. Miles		Other Receivables	4,067.11
Interest Payments	296,956.91	Net Valuation Taxable-Municipal	864,895,469	Total	1,432,764.82
DEFERRED CHARGES	32,903.70	Net Valuation Taxable-County	788,398,504	LIABILITIES, RESERVES, AND SURPLUS	
SCHOOL COUNTY, SPECIAL DISTRICT TAXES	5,194,380.92	State Equalized Valuation	804,225,693	Cash Liabilities	396,022.21
RESERVE FOR UNCOLLECTED TAXES	359,472.06	State Equalization Ratio	107.60	Reserves for Receivables	438,455.94
EXPENDITURES TOTAL	9,383,585.97			Surplus Dec. 31, 1990	598,286.67
				Total	1,432,764.82

\*Includes County Health Service Taxes, County Vocational School Taxes, or County Open Space Tax. See Table 13.

1349

Population 1980 5,424  
 Population 1990 5,341  
 S & P Rating  
 Moody Rating A

General Tax Rate Per \$100. 2.59  
 State Equalized Tax Rate 1.47

SPRING LAKE HEIGHTS - MONMOUTH CO.  
 Form of Government  
 Borough Council  
 Number of Members - 6

PER CAPITA:  
 Gross Debt 498.59  
 Net Debt 416.20  
 Debt Service 57.32  
 Total Tax Levy 1,250.12  
 Municipal Expenditures 549.52

PER CENT:  
 Gross Debt .62  
 Net Debt .52  
 Tax Levy Collected 96.73  
 Tax Levy Cancelled, Abated or Adjusted

EXPENDITURES		REVENUES-REALIZED		1990 PROPERTY TAX	
GENERAL GOVERNMENT		1990 Property Taxes Collected 6,458,655.72		STATE EQUALIZED TAX RATE .51 2,707,733.00	
Governing Body & Public Boards		1990 Payments in Lieu of Taxes 187,313.77		Local District School Taxes	
Municipal Clerk		Delinquent Tax & Lien Collections 27,560.88		Regional & Consolidated School Tax	
Financial Administration 16,490.00		Business Personalty Replacement Taxes 333,503.00		School Taxes in Municipal Budget	
Assessment of Taxes 15,708.41		Other Miscellaneous Tax Revenues 16,790.26		County Taxes .41 * 1,826,006.67	
Collection of Taxes 32,490.35		State Aid Revenues		County Library Taxes .01 59,894.00	
Planning, Housing & Development 38,419.00		Federal Aid Revenues		Local Municipal Purpose Taxes .43 1,925,336.96	
Human Resources 11,032.00		State and Local Fiscal Assistance Act Utilized		Veteran & Senior Citizen Taxes 49,800.00	
Elections 2,529.00		Sale of Acquired Property		Total Taxes for Rate Computation 1.46 6,568,775.63	
General Administration (other) 417,068.08		Other Miscellaneous Revenues		Special District Taxes 142,000.00	
JUDICIARY		Total 7,369,324.77		Bank Corp. Taxes	
Municipal Courts 54,058.72		Prior Years Surplus Appropriated 325,000.00		Added and Omitted Taxes 15,917.32	
PUBLIC SAFETY		REVENUES TOTAL 7,694,324.77		Total Taxes Levied - ABSTRACT 6,676,892.95	
Fire Protection 12,738.50		Reserve For Uncollected Taxes 245,000.00		Total Taxes Billed 6,676,892.95	
Police Protection 726,224.54		CAPITAL OUTLAY TOTAL 154,527.54		1990 TAXES COLLECTED 6,458,655.72	
Civil Defense & Disaster Control 3,167.50		Public Enterprises 154,527.54		1990 Taxes Cancelled, Abated or Adjusted	
Environmental Inspection & Control 32,883.88		Recreation-Culture		Transfer to Tax Title Liens or Foreclosed	
Other Public Safety		Public Works		Balance Outstanding Dec. 31, 1990 218,237.23	
PUBLIC WORKS		Buildings and Grounds		PRIOR YEARS TAXES OUTSTANDING	
Streets and Drainage 185,487.80		Library and Education		Balance January 1, 1990 218,969.83	
Sewers and Sewage Processing 404,100.00		Conservation		Collected in 1990 187,313.77	
Garbage and Trash Disposal 56,850.00		All Other		Cancelled, Abated or Adjusted 1990	
Public Buildings and Grounds 25,000.00		CAPITAL DEBT AUTHORIZED, DECEMBER 31, 1990		Transfers to Tax Title Liens or Foreclosed	
Other Public Works		ISSUED AND UNISSUED GROSS DEBT NET DEBT		Balance December 31, 1990 31,656.06	
HEALTH and WELFARE		School 45,000		TAX TITLE LIENS OUTSTANDING	
Health Services Except Environmental 23,567.00		Self-Liquidating 395,000		Balance January 1, 1990 36,907.80	
Welfare-Public Assistance 10,240.48		Other 2,222,950		Transfer From Taxes	
Hospital, Clinics, First Aid 200.00		Total 2,662,950		Redeemed in 1990	
Animal, Insect, & Rodent Control		ISSUED AND OUTSTANDING		Cancelled, Abated or Adjusted (1990)	
Other Welfare Services		School 45,000.00		Transfers to Foreclosed Property	
RECREATION and CONSERVATION		Self-Liquidating 141,000.00		Balance December 31, 1990 36,907.80	
Beaches and Boardwalks 20,850.00		Other 1,885,300.00		PROPERTY ACQUIRED BY DEED OR	
Parks, Playgrounds, Shade Trees		Total 2,071,300.00		FORECLOSURE	
Land Reclamation & Conservation 1,000.00		EQUALIZED VALUATION BASIS		Balance January 1, 1990 28,900.00	
Other Recreational Services		FOR NET DEBT COMPUTATION 428,507,444		Transfers From Taxes or Liens	
EDUCATION (excluding schools)		REAL PROPERTY VALUATIONS		Sale for Cash (1990)	
Libraries		Code Class # of Parcels % VAL'N ASSESSED VALUATION		Cancelled, Abated or Adjusted (1990)	
Other Educational Services		1 Vacant Land 82 1.11 2,786,000.00		Balance December 31, 1990 28,900.00	
STATUTORY EXPENDITURES		2 Residential 2020 82.10 206,323,040.00		CURRENT FINANCES DECEMBER 31, 1990	
Pensions & F. L. C. A.		3 Farm 11.23 28,230,700.00		ASSETS	
Employee Fringe Benefits 48,000.00		4a Commercial 8 5.55 13,953,300.00		Cash Dec. 31, 1990 1,437,472.57	
Other Statutory Expenditures 1,000.00		4b Industrial 8 5.55 13,953,300.00		Taxes Receivable 249,893.29	
CETA And Other Public Employment Programs		4c Apartments 2191 56.64 251,293,040.00		Tax Title Liens 36,907.80	
MUNICIPAL FUNCTIONS TOTAL 2,371,791.26		Total 1.30 Sq. Miles 251,721,565		Foreclosed Property 28,900.00	
CAPITAL IMPROVEMENTS *MEMO* 25,000.00		Net Valuation Taxable-Municipal 442,955,697		Emergencies & Other Deferred Charges 19,756.00	
DEBT SERVICE		Net Valuation Taxable-County 444,095,615		State and Federal Aid Receivable 15,466.86	
Principal Payments 159,000.00		State Equalized Valuation 56.64		Other Receivables 1,788,396.52	
Interest Payments 147,127.69		Land Area 1.30 Sq. Miles		Total 1,788,396.52	
DEFERRED CHARGES 12,074.86		Net Valuation Taxable-Municipal 442,955,697		LIABILITIES, RESERVES, AND SURPLUS	
SCHOOL, COUNTY, SPECIAL DISTRICT TAXES 4,735,638.67		Net Valuation Taxable-County 444,095,615		Cash Liabilities 1,039,575.99	
RESERVE FOR UNCOLLECTED TAXES 245,000.00		State Equalized Valuation 56.64		Reserves for Receivables 331,167.95	
EXPENDITURES TOTAL 7,670,632.48		State Equalization Ratio		Surplus Dec. 31, 1990 417,652.58	
				Total 1,788,396.52	



0334

Population 1980 2,091  
 Population 1990 3,023  
 S & P Rating  
 Moody Rating

General Tax Rate Per \$100. 2.16  
 State Equalized Tax Rate 2.10

SPRINGFIELD TWP. - BURLINGTON CO.  
 Form of Government  
 Township Committee  
 Number of Members - 3

PER CAPITA:  
 Gross Debt 411.97  
 Net Debt 406.27  
 Debt Service 2.73  
 Total Tax Levy 1,234.22  
 Municipal Expenditures 449.08

PER CENT:  
 Gross Debt .78  
 Net Debt .77  
 Tax Levy Collected 92.89  
 Tax Levy Cancelled, Abated or Adjusted 1.07

EXPENDITURES	REVENUES-REALIZED	1990 PROPERTY TAX
GENERAL GOVERNMENT		STATE EQUALIZED TAX RATE — .59
Governing Body & Public Boards		Local District School Taxes .59 1,012,485.00
Municipal Clerk		Regional & Consolidated School Tax .73 1,254,150.57
Financial Administration 24,380.00	1990 Property Taxes Collected 3,472,351.00	School Taxes in Municipal Budget
Assessment of Taxes 20,075.00	1990 Payments in Lieu of Taxes	County Taxes .51 875,545.67
Collection of Taxes 26,815.00	Delinquent Tax & Lien Collections 234,396.00	County Library Taxes .03 52,274.04
Planning, Housing & Development 37,640.00	Business Personalty Replacement Taxes 40,111.00	Local Municipal Purpose Taxes .29 494,670.00
Human Resources 23,353.00	Taxes from Public Utilities 295,393.00	Veteran & Senior Citizen Taxes 22,600.00
Elections	Other Miscellaneous Tax Revenues	Total Taxes for Rate Computation 2.15 3,711,725.28
General Administration (other) 263,451.00	State Aid Revenues 9,083.00	Special District Taxes
JUDICIARY	Federal Aid Revenues	Bank Corp. Taxes
Municipal Courts 61,710.00	State and Local Fiscal Assistance Act Utilized	Added and Omitted Taxes 48,082.00
PUBLIC SAFETY	Sale of Acquired Property	Total Taxes Levied - ABSTRACT 3,737,207.28
Fire Protection 56,622.00	Other Miscellaneous Revenues 330,688.00	Total Taxes Billed 3,738,232.00
Police Protection 67,786.00	Total 4,382,022.00	1990 TAXES COLLECTED 3,472,351.00
Civil Defense & Disaster Control 1,900.00	Prior Years Surplus Appropriated 230,000.00	1990 Taxes Cancelled, Abated or Adjusted 39,967.00
Environmental Inspection & Control 52,090.00	REVENUES TOTAL 4,612,022.00	Transfer to Tax Title Liens or Foreclosed 484.00
Other Public Safety	Reserve For Uncollected Taxes 351,045.00	Balance Outstanding Dec. 31, 1990 225,430.00
PUBLIC WORKS	CAPITAL OUTLAY TOTAL 580,017.00	PRIOR YEARS TAXES OUTSTANDING
Streets and Drainage 110,750.00	Public Enterprises	Balance January 1, 1990 241,319.00
Sewers and Sewage Processing 147,000.00	Recreation—Culture	Collected in 1990 234,396.00
Garbage and Trash Disposal 22,350.00	Public Works	Cancelled, Abated or Adjusted 1990 5,873.00
Public Buildings and Grounds	Buildings and Grounds	Transfers to Tax Title Liens or Foreclosed
Other Public Works	Library and Education	Balance December 31, 1990 1,050.00
HEALTH and WELFARE	Conservation	TAX TITLE LIENS OUTSTANDING
Health Services Except Environmental 2,135.00	All Other	Balance January 1, 1990 747.00
Welfare—Public Assistance 3,235.00	CAPITAL DEBT AUTHORIZED, DECEMBER 31, 1990	Transfer From Taxes 484.00
Hospital, Clinics, First Aid	ISSUED AND UNISSUED GROSS DEBT NET DEBT	Redeemed in 1990
Animal, Insect, & Rodent Control	School 17,267	Cancelled, Abated or Adjusted (1990)
Other Welfare Services	Self-Liquidating	Transfers to Foreclosed Property
RECREATION and CONSERVATION	Other 1,230,188 1,230,188	Balance December 31, 1990 1,231.00
Beaches and Boardwalks 19,675.00	Total 1,247,455 1,230,188	PROPERTY ACQUIRED BY DEED OR
Parks, Playgrounds, Shade Trees 1,000.00	ISSUED AND OUTSTANDING	FORECLOSURE
Land Reclamation & Conservation 500.00	School 17,267.02	Balance January 1, 1990 32,915.00
Other Recreational Services	Self-Liquidating	Transfers From Taxes or Liens
EDUCATION (excluding schools)	Other 1,000,000.00	Sole for Cash (1990)
Libraries	Total 1,017,267.02	Cancelled, Abated or Adjusted (1990)
Other Educational Services	EQUALIZED VALUATION BASIS FOR NET DEBT COMPUTATION 159,031,755	Balance December 31, 1990 32,915.00
STATUTORY EXPENDITURES	REAL PROPERTY VALUATIONS	CURRENT FINANCES DECEMBER 31, 1990
Pensions & F. I. C. A. 24,700.00	Code Class # of Parcels % VAL'N ASSESSED VALUATION	ASSETS
Employee Fringe Benefits 20,000.00	1 Vacant Land 218 6.78 11,465,420.00	Cash Dec. 31, 1990 964,696.00
Other Statutory Expenditures 3,000.00	2 Residential 750 63.80 107,936,450.00	Taxes Receivable 226,480.00
CETA And Other Public Employment Programs	3 Farm 477 18.27 30,908,705.00	Tax Title Liens 1,231.00
MUNICIPAL FUNCTIONS TOTAL 990,217.00	4a Commercial 72 10.97 18,555,400.00	Foreclosed Property 32,915.00
CAPITAL IMPROVEMENTS *MEMO* 5,000.00	4b Industrial 1 .19 318,600.00	Emergencies & Other Deferred Charges 42,600.00
DEBT SERVICE	4c Apartments	State and Federal Aid Receivable 2,393.00
Principal Payments 7,685.00	Total 1518 169,184,575.00	Other Receivables 28,146.00
Interest Payments 568.00	Land Area 29.34 Sq. Miles	Total 1,298,461.00
DEFERRED CHARGES 10,300.00	Net Valuation Taxable-Municipal 170,919,371	LIABILITIES, RESERVES, AND SURPLUS
SCHOOL, COUNTY, SPECIAL DISTRICT TAXES 3,194,455.28	Net Valuation Taxable-County 156,147,802	Cash Liabilities
RESERVE FOR UNCOLLECTED TAXES 351,045.00	State Equalized Valuation 171,258,418	Reserves for Receivables 288,772.00
EXPENDITURES TOTAL 4,554,270.28	State Equalization Ratio 99.80	Surplus Dec. 31, 1990 480,938.00
		Total 1,298,461.00



2017  
Population 1980 13,955  
Population 1990 13,420  
S & P Rating  
Moody Rating

General Tax Rate Per \$100. 2.66  
State Equalized Tax Rate 1.96

SPRINGFIELD TWP. - UNION CO.  
Form of Government  
Town Council  
Number of Members - 5

PER CAPITA:  
Gross Debt 762.21  
Net Debt 550.59  
Debt Service 41.88  
Total Tax Levy 2,088.16  
Municipal Expenditures 897.51  
PER CENT:  
Gross Debt .74  
Net Debt .53  
Tax Levy Collected 97.52  
Tax Levy Cancelled, Abated or Adjusted .11

EXPENDITURES		REVENUES-REALIZED		1990 PROPERTY TAX	
GENERAL GOVERNMENT				STATE EQUALIZED TAX RATE	
Governing Body & Public Boards		1990 Property Taxes Collected	27,338,794.55	Local District School Taxes	.52 7,333,781.00
Municipal Clerk		1990 Payments in Lieu of Taxes	66,133.17	Regional & Consolidated School Tax	.45 6,387,254.51
Financial Administration	79,450.00	Delinquent Tax & Lien Collections	626,498.59	School Taxes in Municipal Budget	
Assessment of Taxes	68,347.13	Business Personalty Replacement Taxes	450,545.83	County Taxes	.44 6,154,150.14
Collection of Taxes	60,974.22	Taxes from Public Utilities	1,235,639.00	County Library Taxes	
Planning, Housing & Development	57,445.75	Other Miscellaneous Tax Revenues		Local Municipal Purpose Taxes	.55 7,784,607.76
Human Resources	126,902.18	State Aid Revenues	65,753.68	Veteran & Senior Citizen Taxes	127,300.00
Elections		Federal Aid Revenues		Total Taxes for Rate Computation	1.96 27,787,093.71
General Administration (other)	949,785.13	State and Local Fiscal Assistance Act Utilized		Special District Taxes	
JUDICIARY		Sale of Acquired Property		Bank Corp. Taxes	
Municipal Courts	88,636.81	Other Miscellaneous Revenues	1,702,434.29	Added and Omitted Taxes	363,376.83
PUBLIC SAFETY		Total	31,485,799.16	Total Taxes Levied - ABSTRACT	28,023,170.54
Fire Protection	1,184,501.23	Prior Years Surplus Appropriated	1,625,000.00	Total Taxes Billed	28,035,147.94
Police Protection	2,219,331.13	REVENUES TOTAL	33,110,799.16	1990 TAXES COLLECTED	27,338,794.55
Civil Defense & Disaster Control	39,438.66	Reserve For Uncollected Taxes	1,071,000.00	1990 Taxes Cancelled, Abated or Adjusted	31,970.54
Environmental Inspection & Control	102,603.56	CAPITAL OUTLAY TOTAL	1,740,009.22	Transfer to Tax Title Liens or Foreclosed	18,391.78
Other Public Safety				Balance Outstanding Dec. 31, 1990	645,991.07
PUBLIC WORKS				PRIOR YEARS TAXES OUTSTANDING	
Streets and Drainage	679,863.79	Public Enterprises	27,603.74	Balance January 1, 1990	714,973.83
Sewers and Sewage Processing	676,530.49	Recreation-Culture		Collected in 1990	626,498.59
Garbage and Trash Disposal	1,451,764.42	Public Works	71,541.36	Cancelled, Abated or Adjusted 1990	3,341.16
Public Buildings and Grounds	131,885.73	Buildings and Grounds	1,640,864.12	Transfers to Tax Title Liens or Foreclosed	11,410.36
Other Public Works	172,033.56	Library and Education		Balance December 31, 1990	73,723.72
HEALTH and WELFARE		Conservation		TAX TITLE LIENS OUTSTANDING	
Health Services Except Environmental	70,547.16	All Other		Balance January 1, 1990	38,086.79
Welfare-Public Assistance	20,153.02	CAPITAL DEBT AUTHORIZED, DECEMBER 31, 1990		Transfer From Taxes	33,447.09
Hospital, Clinics, First Aid		ISSUED AND UNISSUED		Redeemed in 1990	
Animal, Insect, & Rodent Control	5,475.00	School	412,314	Cancelled, Abated or Adjusted (1990)	
Other Welfare Services		Self-Liquidating	328,000	Transfers to Foreclosed Property	
RECREATION and CONSERVATION		Other	9,468,503	Balance December 31, 1990	72,133.88
Beaches and Boardwalks		Total	10,228,817	PROPERTY ACQUIRED BY DEED OR FORECLOSURE	
Parks, Playgrounds, Shade Trees	139,143.00	ISSUED AND OUTSTANDING		Balance January 1, 1990	32,650.00
Land Reclamation & Conservation	500.00	School	412,314.38	Transfers From Taxes or Liens	
Other Recreational Services	33,601.00	Self-Liquidating	325,000.00	Sale for Cash (1990)	
EDUCATION (excluding schools)		Other	8,184,000.00	Cancelled, Abated or Adjusted (1990)	
Libraries	490,000.00	Total	8,921,314.38	Balance December 31, 1990	32,650.00
Other Educational Services		EQUALIZED VALUATION BASIS		CURRENT FINANCES DECEMBER 31, 1990	
STATUTORY EXPENDITURES		FOR NET DEBT COMPUTATION	1,386,927,580	ASSETS	
Pensions & F. I. C. A.	630,817.95	REAL PROPERTY VALUATIONS		Cash Dec. 31, 1990	11,156,687.17
Employee Fringe Benefits	710,500.00	Code Class # of Parcels % VAL'N		Taxes Receivable	719,714.79
Other Statutory Expenditures		1 Vacant Land 354 2.30	23,909,000.00	Tax Title Liens	72,133.88
CETA And Other Public Employment Programs		2 Residential 4486 66.39	689,311,800.00	Foreclosed Property	32,650.00
MUNICIPAL FUNCTIONS TOTAL	10,190,280.92	3 Farm 12 .07	674,900.00	Emergencies & Other Deferred Charges	397,701.56
CAPITAL IMPROVEMENTS *MEMO*	200,000.00	4a Commercial 233 20.25	210,279,000.00	State and Federal Aid Receivable	9,435.50
DEBT SERVICE		4b Industrial 72 6.77	70,254,100.00	Other Receivables	40,528.51
Principal Payments	250,000.00	4c Apartments 13 4.22	43,799,000.00	Total	12,434,851.41
Interest Payments	312,015.60	Total 5170	1,038,227,900.00	LIABILITIES, RESERVES, AND SURPLUS	
DEFERRED CHARGES	221,275.97	Land Area 5.20 Sq. Miles		Cash Liabilities	5,581,970.93
SCHOOL, COUNTY, SPECIAL DISTRICT TAXES	19,875,185.95	Net Valuation Taxable-Municipal	1,040,292,147	Reserves for Receivables	1,069,877.96
RESERVE FOR UNCOLLECTED TAXES	1,071,000.00	Net Valuation Taxable-County	1,455,047,489	Surplus Dec. 31, 1990	5,783,002.52
EXPENDITURES TOTAL	31,919,758.44	State Equalized Valuation	1,407,734,263	Total	12,434,851.41
		State Equalization Ratio	73.86		

1530

Population 1980 **10,385**  
 Population 1990 **13,325**  
 S & P Rating  
 Moody Rating **AAA**

General Tax Rate Per \$100.

1.49

State Equalized Tax Rate

1.43

## STAFFORD TOWNSHIP - OCEAN COUNTY

Form of Government

Small Municipality Plan A (OMCL 50)

Number of Members - 3

PER CAPITA:

Gross Debt **1,848.06**  
 Net Debt **771.74**  
 Debt Service **33.00**  
 Total Tax Levy **1,506.88**  
 Municipal Expenditures **781.24**

PER CENT:

Gross Debt **1.92**  
 Net Debt **.80**  
 Tax Levy Collected **93.41**  
 Tax Levy Cancelled, Abated or Adjusted **.64**

EXPENDITURES		REVENUES-REALIZED		1990 PROPERTY TAX	
GENERAL GOVERNMENT		1990 Property Taxes Collected		STATE EQUALIZED TAX RATE	
Governing Body & Public Boards	115,895.00	18,763,123.89		Local District School Taxes	.53
Municipal Clerk		1990 Payments in Lieu of Taxes		Regional & Consolidated School Tax	.20
Financial Administration	76,945.50	924,926.21		School Taxes in Municipal Budget	
Assessment of Taxes	109,368.62	Delinquent Tax & Lien Collections		County Taxes	.37 *
Collection of Taxes	135,606.62	32,873.08		County Library Taxes	.02
Planning, Housing & Development	109,891.27	Taxes from Public Utilities		Local Municipal Purpose Taxes	.31
Human Resources	143,932.07	Other Miscellaneous Tax Revenues		Veteran & Senior Citizen Taxes	
Elections		State Aid Revenues		Total Taxes for Rate Computation	1.43
General Administration (other)	957,757.23	Federal Aid Revenues		Special District Taxes	
JUDICIARY		State and Local Fiscal Assistance Act Utilized		Bank Corp. Taxes	
Municipal Courts	165,806.13	Sale of Acquired Property		Added and Omitted Taxes	
PUBLIC SAFETY		Other Miscellaneous Revenues		Total Taxes Levied - ABSTRACT	113,498.19
Fire Protection	90,666.40	Total		Total Taxes Billed	20,079,162.80
Police Protection	2,318,920.31	Prior Years Surplus Appropriated		1990 TAXES COLLECTED	18,763,123.89
Civil Defense & Disaster Control	600.00	REVENUES TOTAL		1990 Taxes Cancelled, Abated or Adjusted	128,427.56
Environmental Inspection & Control	102,906.64	Reserve For Uncollected Taxes		Transfer to Tax Title Liens or Foreclosed	109,436.66
Other Public Safety		CAPITAL OUTLAY TOTAL		Balance Outstanding Dec. 31, 1990	1,085,061.99
PUBLIC WORKS		Public Enterprises		PRIOR YEARS TAXES OUTSTANDING	
Streets and Drainage	404,545.31	Recreation-Culture		Balance January 1, 1990	915,092.86
Sewers and Sewage Processing		Public Works		Collected in 1990	830,439.47
Garbage and Trash Disposal	1,646,860.73	Buildings and Grounds		Cancelled, Abated or Adjusted 1990	
Public Buildings and Grounds	166,845.94	Library and Education		Transfers to Tax Title Liens or Foreclosed	83,225.47
Other Public Works	411,369.18	Conservation		Balance December 31, 1990	1,427.92
HEALTH and WELFARE		All Other		TAX TITLE LIENS OUTSTANDING	
Health Services Except Environmental	25,770.00	CAPITAL DEBT AUTHORIZED, DECEMBER 31, 1990		Balance January 1, 1990	133,437.88
Welfare-Public Assistance	35,237.50	ISSUED AND UNISSUED		Transfer From Taxes	173,193.74
Hospital, Clinics, First Aid	500.00	GROSS DEBT		Redeemed in 1990	94,486.74
Animal, Insect, & Rodent Control	53,970.12	NET DEBT		Cancelled, Abated or Adjusted (1990)	
Other Welfare Services		School		Transfers to Foreclosed Property	54,686.34
RECREATION and CONSERVATION		Self-Liquidating		Balance December 31, 1990	157,458.54
Beaches and Boardwalks		Other		PROPERTY ACQUIRED BY DEED OR FORECLOSURE	
Parks, Playgrounds, Shade Trees	98,339.24	Total		Balance January 1, 1990	540,877.65
Land Reclamation & Conservation	151,343.04	ISSUED AND OUTSTANDING		Transfers From Taxes or Liens	84,217.35
Other Recreational Services	10,730.00	School		Sole for Cash (1990)	
EDUCATION (excluding schools)		Self-Liquidating		Cancelled, Abated or Adjusted (1990)	122,900.00
Libraries		Other		Balance December 31, 1990	502,195.00
Other Educational Services	1,436.40	Total		CURRENT FINANCES DECEMBER 31, 1990	
STATUTORY EXPENDITURES		EQUALIZED VALUATION BASIS		ASSETS	
Pensions & F. I. C. A.	719,432.23	FOR NET DEBT COMPUTATION		Cash Dec. 31, 1990	4,884,671.08
Employee Fringe Benefits	667,000.00	REAL PROPERTY VALUATIONS		Taxes Receivable	1,086,489.91
Other Statutory Expenditures		Code Class # of Parcels % VAL'N ASSESSED VALUATION		Tax Title Liens	157,458.54
CETA And Other Public Employment Programs		1 Vocant Land 6116 11.30 150,300,500.00		Foreclosed Property	502,195.00
MUNICIPAL FUNCTIONS TOTAL	8,721,825.48	2 Residential 7926 77.91 1,036,253,200.00		Emergencies & Other Deferred Charges	253,226.62
CAPITAL IMPROVEMENTS *MEMO*	58,154.69	3 Farm 28 .14 1,837,300.00		State and Federal Aid Receivable	142,937.15
DEBT SERVICE		4a Commercial 265 10.62 141,262,153.00		Other Receivables	139,310.29
Principal Payments	125,000.00	4b Industrial 1 .03 436,700.00		Total	7,166,288.59
Interest Payments	314,678.03	4c Apartments 14336 1,330,089,853.00		LIABILITIES, RESERVES, AND SURPLUS	
DEFERRED CHARGES	96,195.55	Land Area 47.05 Sq. Miles		Cash Liabilities	2,669,157.24
SCHOOL, COUNTY, SPECIAL DISTRICT TAXES	15,655,461.95	Net Valuation Taxable-Municipal		Reserves for Receivables	1,885,453.74
RESERVE FOR UNCOLLECTED TAXES	1,152,304.97	Net Valuation Taxable-County		Surplus Dec. 31, 1990	2,611,677.61
EXPENDITURES TOTAL	26,065,465.98	State Equalized Valuation		Total	7,166,288.59
		State Equalization Ratio			

\*Includes County Health Service Taxes, County Vocational School Taxes, or County Open Space Tax. See Table 13.



1919  
 Population 1980 3,638  
 Population 1990 3,393  
 S & P Rating  
 Moody Rating AAA  
 General Tax Rate Per \$100. 5.16  
 State Equalized Tax Rate 2.50

STANHOPE BOROUGH - SUSSEX COUNTY  
 Form of Government  
 Borough Council  
 Number of Members - 6

PER CAPITA:  
 Gross Debt 1,083.78  
 Net Debt 746.23  
 Debt Service 33.81  
 Total Tax Levy 1,375.95  
 Municipal Expenditures 559.98  
 PER CENT:  
 Gross Debt 2.02  
 Net Debt 1.39  
 Tax Levy Collected 95.67  
 Tax Levy Cancelled, Abated or Adjusted .05

EXPENDITURES		REVENUES-REALIZED		1990 PROPERTY TAX	
GENERAL GOVERNMENT				STATE EQUALIZED TAX RATE	
Governing Body & Public Boards		1990 Property Taxes Collected	4,467,847.88	Local District School Taxes	1,028,604.00
Municipal Clerk		1990 Payments in Lieu of Taxes		Regional & Consolidated School Tax	945,743.00
Financial Administration	32,519.00	Delinquent Tax & Lien Collections	174,281.72	School Taxes in Municipal Budget	
Assessment of Taxes	19,238.00	Business Personalty Replacement Taxes	40,217.28	County Taxes	721,035.19 *
Collection of Taxes	26,230.00	Taxes from Public Utilities	104,686.00	County Library Taxes	42,637.44
Planning, Housing & Development	25,080.00	Other Miscellaneous Tax Revenues		Local Municipal Purpose Taxes	1,319,437.13
Human Resources	132,236.60	State Aid Revenues	32,866.79	Veteran & Senior Citizen Taxes	24,350.00
Elections		Federal Aid Revenues		Total Taxes for Rate Computation	4,631,806.76
General Administration (other)	237,531.00	State and Local Fiscal Assistance Act Utilized		Special District Taxes	
JUDICIARY		Sole of Acquired Property		Bank Corp. Taxes	
Municipal Courts	28,862.00	Other Miscellaneous Revenues	183,579.80	Added and Omitted Taxes	11,124.96
PUBLIC SAFETY		Total	5,009,479.47	Total Taxes Levied - ABSTRACT	4,668,531.72
Fire Protection	34,966.80	Prior Years Surplus Appropriated	236,027.00	Total Taxes Billed	4,669,992.47
Police Protection	307,675.00	REVENUES TOTAL	5,244,506.47	1990 TAXES COLLECTED	4,467,847.88
Civil Defense & Disaster Control	655.00	Reserve For Uncollected Taxes	313,290.00	1990 Taxes Cancelled, Abated or Adjusted	2,521.39
Environmental Inspection & Control	23,051.00	CAPITAL OUTLAY TOTAL	180,422.76	Transfer to Tax Title Liens or Foreclosed	23,818.56
Other Public Safety				Balance Outstanding Dec. 31, 1990	175,804.65
PUBLIC WORKS				PRIOR YEARS TAXES OUTSTANDING	
Streets and Drainage	247,924.00	Public Enterprises		Balance January 1, 1990	171,411.31
Sewers and Sewage Processing	67,537.00	Recreation-Culture	4,500.00	Collected in 1990	150,624.65
Garbage and Trash Disposal		Public Works	135,460.61	Cancelled, Abated or Adjusted 1990	101.85
Public Buildings and Grounds	21,805.00	Buildings and Grounds	40,462.15	Transfers to Tax Title Liens or Foreclosed	19,833.17
Other Public Works	117,137.00	Library and Education		Balance December 31, 1990	851.64
HEALTH and WELFARE		Conservation		TAX TITLE LIENS OUTSTANDING	
Health Services Except Environmental	6,820.00	All Other		Balance January 1, 1990	29,656.13
Welfare-Public Assistance	7,309.00	CAPITAL DEBT AUTHORIZED, DECEMBER 31, 1990		Transfer From Taxes	46,892.56
Hospital, Clinics, First Aid		ISSUED AND UNISSUED		Redeemed in 1990	23,657.07
Animal, Insect, & Rodent Control	2,756.00	School	346,803	Cancelled, Abated or Adjusted (1990)	
Other Welfare Services		Self-Liquidating	2,122,021	Transfers to Foreclosed Property	
RECREATION and CONSERVATION		Other	1,208,435	Balance December 31, 1990	52,891.62
Beaches and Boardwalks		Total	3,677,259	PROPERTY ACQUIRED BY DEED OR FORECLOSURE	
Parks, Playgrounds, Shade Trees	2,440.00			Balance January 1, 1990	328,300.00
Land Reclamation & Conservation				Transfers From Taxes or Liens	
Other Recreational Services	10,030.00			Sale for Cash (1990)	
EDUCATION (excluding schools)		ISSUED AND OUTSTANDING		Cancelled, Abated or Adjusted (1990)	
Libraries		School	346,803.51	Balance December 31, 1990	328,300.00
Other Educational Services		Self-Liquidating	2,121,986.81	CURRENT FINANCES DECEMBER 31, 1990	
STATUTORY EXPENDITURES		Other		ASSETS	
Pensions & F. I. C. A.	78,045.00	Total	2,468,790.32	Cash Dec. 31, 1990	690,134.37
Employee Fringe Benefits	37,700.00	EQUALIZED VALUATION BASIS FOR NET DEBT COMPUTATION	181,878,228	Taxes Receivable	176,656.29
Other Statutory Expenditures	1,000.00	REAL PROPERTY VALUATIONS		Tax Title Liens	52,891.62
CETA And Other Public Employment Programs		Code Class # of Parcels % VAL'N	ASSESSED VALUATION	Foreclosed Property	328,300.00
MUNICIPAL FUNCTIONS TOTAL	1,468,746.40	1 Vacant Land 294 2.97	2,673,550.00	Emergencies & Other Deferred Charges	3,799.80
CAPITAL IMPROVEMENTS *MEMO*	360.00	2 Residential 1262 88.70	79,785,000.00	State and Federal Aid Receivable	1,657.54
DEBT SERVICE		3 Farm 46 5.48	4,932,400.00	Other Receivables	123,166.41
Principal Payments	55,000.00	4a Commercial 4 2.22	1,996,500.00	Total	1,376,606.03
Interest Payments	59,719.75	4b Industrial 6 .62	559,900.00	LIABILITIES, RESERVES, AND SURPLUS	
		4c Apartments 1612	89,947,350.00	Cash Liabilities	119,869.64
DEFERRED CHARGES	3,268.53	Total		Reserves for Receivables	681,014.32
SCHOOL, COUNTY, SPECIAL DISTRICT TAXES	3,338,019.63	Land Area 1.70 Sq. Miles	90,288,130	Surplus Dec. 31, 1990	575,722.07
RESERVE FOR UNCOLLECTED TAXES	313,290.00	Net Valuation Taxable-Municipal	192,374,437	Total	1,376,606.03
EXPENDITURES TOTAL	5,238,044.31	Net Valuation Taxable-County	185,646,404		
		State Equalized Valuation	48.54		
		State Equalization Ratio			



1920

Population 1980 3,887  
 Population 1990 4,253  
 S & P Rating  
 Moody Rating

General Tax Rate Per \$100. 4.33  
 State Equalized Tax Rate 1.84

## STILLWATER TOWNSHIP - SUSSEX CO.

Form of Government  
 Township Committee  
 Number of Members - 5

PER CAPITA:  
 Gross Debt 443.70  
 Net Debt 50.91  
 Debt Service 29.11  
 Total Tax Levy 1,190.84  
 Municipal Expenditures 462.21

PER CENT:  
 Gross Debt .75  
 Net Debt .09  
 Tax Levy Collected 91.87  
 Tax Levy Cancelled, Abated or Adjusted .04

EXPENDITURES		REVENUES-REALIZED		1990 PROPERTY TAX	
GENERAL GOVERNMENT		1990 Property Taxes Collected		STATE EQUALIZED TAX RATE	
Governing Body & Public Boards			4,660,817.98	Local District School Taxes	.58 1,552,193.50
Municipal Clerk			376.56	Regional & Consolidated School Tax	.53 1,415,684.49
Financial Administration	37,997.00	1990 Payments in Lieu of Taxes		School Taxes in Municipal Budget	
Assessment of Taxes	34,611.00	Delinquent Tax & Lien Collections	306,855.90	County Taxes	.38 * 1,014,092.83
Collection of Taxes	37,376.00	Business Personalty Replacement Taxes	21,577.96	County Library Taxes	.02 60,044.32
Planning, Housing & Development	63,331.00	Taxes from Public Utilities	197,173.00	Local Municipal Purpose Taxes	.34 909,264.83
Human Resources	23,134.50	Other Miscellaneous Tax Revenues		Veteran & Senior Citizen Taxes	
Elections		State Aid Revenues	62,727.23	Total Taxes far Rate Computation	1.85 4,987,529.97
General Administration (other)	273,537.00	Federal Aid Revenues		Special District Taxes	49,500.00
JUDICIARY		State and Local Fiscal Assistance Act Utilized		Bank Corp. Taxes	
Municipal Courts	35,850.00	Sale of Acquired Property		Added and Omitted Taxes	63,872.04
PUBLIC SAFETY		Other Miscellaneous Revenues	217,290.15	Total Taxes Levied - ABSTRACT	5,064,652.01
Fire Protection	57,234.50	Total	5,466,853.93	Total Taxes Billed	5,073,146.79
Police Protection	130,673.37	Prior Years Surplus Appropriated	360,000.00	1990 TAXES COLLECTED	4,660,817.98
Civil Defense & Disaster Control	975.00	REVENUES TOTAL	5,326,853.93	1990 Taxes Cancelled, Abated or Adjusted	2,030.46
Environmental Inspection & Control	49,931.00	Reserve For Uncollected Taxes	475,832.66	Transfer to Tax Title Liens or Foreclosed	13,670.95
Other Public Safety		CAPITAL OUTLAY TOTAL	165,626.45	Balance Outstanding Dec. 31, 1990	396,627.40
PUBLIC WORKS				PRIOR YEARS TAXES OUTSTANDING	
Streets and Drainage	345,831.21	Public Enterprises		Balance January 1, 1990	308,792.06
Sewers and Sewage Processing		Recreation—Culture		Collected in 1990	304,569.62
Garbage and Trash Disposal	22,300.00	Public Works	1,076.45	Cancelled, Abated or Adjusted 1990	896.89
Public Buildings and Grounds	23,300.00	Buildings and Grounds	164,550.00	Transfers to Tax Title Liens or Foreclosed	3,325.55
Other Public Works		Library and Education		Balance December 31, 1990	
HEALTH and WELFARE		Conservation		TAX TITLE LIENS OUTSTANDING	
Health Services Except Environmental	2,368.00	All Other		Balance January 1, 1990	31,578.45
Welfare—Public Assistance	21,911.00	CAPITAL DEBT AUTHORIZED, DECEMBER 31, 1990		Transfer From Taxes	17,715.96
Hospital, Clinics, First Aid		ISSUED AND UNISSUED		Redeemed in 1990	2,316.28
Animal, Insect, & Rodent Control	31,113.12	School	911,697	Cancelled, Abated or Adjusted (1990)	1,122.69
Other Welfare Services		Self-Liquidating		Transfers to Foreclosed Property	
RECREATION and CONSERVATION		Other	975,372	Balance December 31, 1990	45,855.44
Beaches and Boardwalks		Total	1,887,069	PROPERTY ACQUIRED BY DEED OR FORECLOSURE	
Parks, Playgrounds, Shade Trees		ISSUED AND OUTSTANDING		Balance January 1, 1990	715,800.00
Land Reclamation & Conservation	40,658.00	School	911,697.49	Transfers From Taxes or Liens	
Other Recreational Services	14,308.00	Self-Liquidating		Sale for Cash (1990)	
EDUCATION (excluding schools)		Other	885,372.00	Cancelled, Abated or Adjusted (1990)	
Libraries		Total	1,797,069.49	Balance December 31, 1990	715,800.00
Other Educational Services		EQUALIZED VALUATION BASIS		CURRENT FINANCES DECEMBER 31, 1990	
STATUTORY EXPENDITURES		FOR NET DEBT COMPUTATION	250,857,819	ASSETS	
Pensions & F. I. C. A.	51,432.00	REAL PROPERTY VALUATIONS		Cash Dec. 31, 1990	668,415.73
Employee Fringe Benefits		Code Class # of Parcels % VAL'N		Taxes Receivable	396,627.40
Other Statutory Expenditures	2,700.00	1 Vacant Land 795 4.61	5,203,500.00	Tax Title Liens	45,855.44
CETA And Other Public Employment Programs		2 Residential 1614 80.70	91,160,200.00	Foreclosed Property	715,800.00
MUNICIPAL FUNCTIONS TOTAL	1,309,121.70	3 Farm 382 10.89	12,305,480.00	Emergencies & Other Deferred Charges	36,000.00
CAPITAL IMPROVEMENTS *MEMO*		4a Commercial 40 3.80	4,291,600.00	State and Federal Aid Receivable	73,944.73
DEBT SERVICE		4b Industrial		Other Receivables	62,705.02
Principal Payments	111,252.21	4c Apartments		Total	1,999,348.32
Interest Payments	12,567.05	Total	2831	LIABILITIES, RESERVES, AND SURPLUS	
DEFERRED CHARGES	57,000.00	Land Area 27.35 Sq. Miles		Cash Liabilities	269,737.93
SCHOOL, COUNTY, SPECIAL DISTRICT TAXES	4,091,515.14	Net Valuation Taxable-Municipal	113,246,426	Reserves for Receivables	1,208,148.26
RESERVE FOR UNCOLLECTED TAXES	475,832.66	Net Valuation Taxable-County	272,310,527	Surplus Dec. 31, 1990	521,462.13
EXPENDITURES TOTAL	6,057,288.76	State Equalized Valuation	269,047,911	Total	1,999,348.32
		State Equalization Ratio	42.03		

**1023**  
 Population 1980 **643**  
 Population 1990 **629**  
 S & P Rating  
 Moody Rating

General Tax Rate Per \$100. **1.58**  
 State Equalized Tax Rate **1.77**

**STOCKTON BOROUGH - HUNTERDON CO.**  
**Form of Government**  
**Borough Council**  
**Number of Members - 6**

PER CAPITA:  
 Gross Debt **1,262.50**  
 Net Debt **176.87**  
 Debt Service  
 Total Tax Levy **1,050.84**  
 Municipal Expenditures **404.50**

PER CENT:  
 Gross Debt **2.29**  
 Net Debt **.32**  
 Tax Levy Collected **94.24**  
 Tax Levy Cancelled, Abated or Adjusted **.10**

EXPENDITURES		REVENUES-REALIZED		1990 PROPERTY TAX	
<b>GENERAL GOVERNMENT</b>				<b>STATE EQUALIZED TAX RATE</b>	
Governing Body & Public Boards	4,830.00	1990 Property Taxes Collected	624,554.49	Local District School Taxes	.62 230,854.00
Municipal Clerk	4,660.00	1990 Payments in Lieu of Taxes	1,062.58	Regional & Consolidated School Tax	.50 188,315.38
Financial Administration	7,370.00	Delinquent Tax & Lien Collections	23,368.92	School Taxes in Municipal Budget	
Assessment of Taxes	3,050.00	Business Personalty Replacement Taxes	5,690.00	County Taxes	.28 104,545.57
Collection of Taxes	5,495.00	Taxes from Public Utilities	34,282.00	County Library Taxes	.02 6,775.17
Planning, Housing & Development	2,180.00	Other Miscellaneous Tax Revenues		Local Municipal Purpose Taxes	.34 126,467.60
Human Resources		State Aid Revenues		Veteran & Senior Citizen Taxes	8,400.00
Elections	600.00	Federal Aid Revenues		Total Taxes for Rate Computation	1.76 665,657.72
General Administration (other)	32,525.00	State and Local Fiscal Assistance Act Utilized		Special District Taxes	
<b>JUDICIARY</b>		Sale of Acquired Property		Bank Corp. Taxes	
Municipal Courts	5,815.00	Other Miscellaneous Revenues	33,161.75	Added and Omitted Taxes	3,719.06
<b>PUBLIC SAFETY</b>		Total	722,119.74	Total Taxes Levied - ABSTRACT	660,976.78
Fire Protection	8,490.00	Prior Years Surplus Appropriated	56,000.00	Total Taxes Billed	624,554.49
Police Protection	3,425.00	REVENUES TOTAL	778,119.74	1990 TAXES COLLECTED	
Civil Defense & Disaster Control	25.00	Reserve For Uncollected Taxes	38,303.72	1990 Taxes Cancelled, Abated or Adjusted	646.22
Environmental Inspection & Control	4,830.00	<b>CAPITAL OUTLAY TOTAL</b>	<b>180,500.00</b>	Transfer to Tax Title Liens or Foreclosed	
Other Public Safety				Balance Outstanding Dec. 31, 1990	37,512.76
<b>PUBLIC WORKS</b>				<b>PRIOR YEARS TAXES OUTSTANDING</b>	
Streets and Drainage	22,380.00	Public Enterprises		Balance January 1, 1990	23,378.42
Sewers and Sewage Processing		Recreation-Culture		Collected in 1990	23,368.92
Garbage and Trash Disposal	61,300.00	Public Works		Cancelled, Abated or Adjusted 1990	
Public Buildings and Grounds	6,035.00	Buildings and Grounds	180,500.00	Transfers to Tax Title Liens or Foreclosed	
Other Public Works		Library and Education		Balance December 31, 1990	9.50
<b>HEALTH and WELFARE</b>		Conservation		<b>TAX TITLE LIENS OUTSTANDING</b>	
Health Services Except Environmental	560.00	All Other		Balance January 1, 1990	
Welfare-Public Assistance	660.00	<b>CAPITAL DEBT AUTHORIZED, DECEMBER 31, 1990</b>		Transfer From Taxes	
Hospital, Clinics, First Aid		<b>ISSUED AND UNISSUED GROSS DEBT NET DEBT</b>		Redeemed in 1990	
Animal, Insect, & Rodent Control	1,545.00	School 133,346		Cancelled, Abated or Adjusted (1990)	
Other Welfare Services		Self-Liquidating 549,519		Transfers to Foreclosed Property	
<b>RECREATION and CONSERVATION</b>		Other 111,250	111,250	Balance December 31, 1990	
Beaches and Boardwalks		Total 794,115	111,250	<b>PROPERTY ACQUIRED BY DEED OR FORECLOSURE</b>	
Parks, Playgrounds, Shade Trees	25.00			Balance January 1, 1990	
Land Reclamation & Conservation	4,700.00	<b>ISSUED AND OUTSTANDING</b>		Transfers From Taxes or Liens	
Other Recreational Services	2,500.00	School 103,119.03		Sale for Cash (1990)	
<b>EDUCATION (excluding schools)</b>		Self-Liquidating 549,519.32		Cancelled, Abated or Adjusted (1990)	
Libraries		Other 111,250.00	768,388.40	Balance December 31, 1990	
Other Educational Services		Total		<b>CURRENT FINANCES DECEMBER 31, 1990</b>	
<b>STATUTORY EXPENDITURES</b>		<b>EQUALIZED VALUATION BASIS FOR NET DEBT COMPUTATION</b>	34,704,689	<b>ASSETS</b>	
Pensions & F. I. C. A.	6,104.00	<b>REAL PROPERTY VALUATIONS</b>		Cash Dec. 31, 1990	85,215.18
Employee Fringe Benefits		Code Class # of Parcels % VAL'N ASSESSED VALUATION		Taxes Receivable	37,522.26
Other Statutory Expenditures	350.00	1 Vacant Land 21 2.67 1,110,600.00		Tax Title Liens	
CETA And Other Public Employment Programs		2 Residential 204 80.74 33,521,800.00		Foreclosed Property	
<b>MUNICIPAL FUNCTIONS TOTAL</b>	<b>189,454.00</b>	3 Farm 11 2.79 1,160,500.00		Emergencies & Other Deferred Charges	10,800.00
<b>CAPITAL IMPROVEMENTS *MEMO*</b>	<b>3,000.00</b>	4a Commercial 25 12.64 5,247,200.00		State and Federal Aid Receivable	
<b>DEBT SERVICE</b>		4b Industrial 1 .39 163,600.00		Other Receivables	13,362.13
Principal Payments		4c Apartments 1 .76 316,500.00		Total	147,399.57
Interest Payments		Total 263 41,520,200.00		<b>LIABILITIES, RESERVES, AND SURPLUS</b>	
<b>DEFERRED CHARGES</b>	<b>26,672.88</b>	Land Area .55 Sq. Miles		Cash Liabilities	43,075.32
<b>SCHOOL, COUNTY, SPECIAL DISTRICT TAXES</b>	<b>530,790.12</b>	Net Valuation Taxable-Municipal	41,703,507	Reserves for Receivables	51,384.39
<b>RESERVE FOR UNCOLLECTED TAXES</b>	<b>38,303.72</b>	Net Valuation Taxable-County	33,761,147	Surplus Dec. 31, 1990	52,939.86
<b>EXPENDITURES TOTAL</b>	<b>785,220.72</b>	State Equalized Valuation	37,329,554	Total	147,399.57
		State Equalization Ratio	111.79		



0510  
Population 1980 1,187  
Population 1990 1,025  
S & P Rating BBB  
Moody Rating A

General Tax Rate Per \$100. .92  
State Equalized Tax Rate .83

**STONE HARBOR BORO. - CAPE MAY CO.**  
Form of Government  
Borough Council  
Number of Members - 6

PER CAPITA:  
Gross Debt 8,412.77  
Net Debt 8,405.01  
Debt Service 851.45  
Total Tax Levy 7,698.66  
Municipal Expenditures 5,679.67

PER CENT:  
Gross Debt 1.00  
Net Debt 1.00  
Tax Levy Collected 95.65  
Tax Levy Cancelled, Abated or Adjusted .40

EXPENDITURES		REVENUES-REALIZED		1990 PROPERTY TAX	
GENERAL GOVERNMENT		1990 Property Taxes Collected		STATE EQUALIZED TAX RATE	
Governing Body & Public Boards		1990 Payments in Lieu of Taxes	7,615,472.26	Local District School Taxes	.08 816,307.00
Municipal Clerk		Delinquent Tax & Lien Collections	250,453.97	Regional & Consolidated School Tax	
Financial Administration	14,120.27	Business Personalty Replacement Taxes	20,603.92	School Taxes in Municipal Budget	
Assessment of Taxes	15,330.00	Taxes from Public Utilities	243,326.00	County Taxes	.41 * 3,975,081.62
Collection of Taxes	31,120.00	Other Miscellaneous Tax Revenues		County Library Taxes	.02 197,801.34
Planning, Housing & Development	21,480.00	State Aid Revenues	39,882.26	Local Municipal Purpose Taxes	.30 2,901,934.69
Human Resources	59,628.92	Federal Aid Revenues		Veteran & Senior Citizen Taxes	
Elections	2,500.00	State and Local Fiscal Assistance Act Utilized		Total Taxes for Rate Computation	.81 7,910,924.65
General Administration (other)	828,393.91	Sale of Acquired Property		Special District Taxes	
JUDICIARY		Other Miscellaneous Revenues	1,495,260.43	Bank Corp. Taxes	
Municipal Courts	58,867.14	Total	9,664,998.84	Added and Omitted Taxes	
PUBLIC SAFETY		Prior Years Surplus Appropriated	1,275,000.00	Total Taxes Levied - ABSTRACT	7,891,124.65
Fire Protection	61,706.00	REVENUES TOTAL	10,939,998.84	Total Taxes Billed	7,961,549.61
Police Protection	1,075,146.19	Reserve For Uncollected Taxes	285,472.23	1990 TAXES COLLECTED	7,615,472.26
Civil Defense & Disaster Control	5,160.00	CAPITAL OUTLAY TOTAL	1,372,430.34	1990 Taxes Cancelled, Abated or Adjusted	32,013.52
Environmental Inspection & Control	84,430.00			Transfer to Tax Title Liens or Foreclosed	
Other Public Safety				Balance Outstanding Dec. 31, 1990	314,063.83
PUBLIC WORKS				PRIOR YEARS TAXES OUTSTANDING	
Streets and Drainage	182,930.00			Balance January 1, 1990	254,545.60
Sewers and Sewage Processing	5,555.55			Collected in 1990	250,453.97
Garbage and Trash Disposal	591,550.00			Cancelled, Abated or Adjusted 1990	4,091.63
Public Buildings and Grounds	199,590.00			Transfers to Tax Title Liens or Foreclosed	
Other Public Works	16,900.00			Balance December 31, 1990	
HEALTH and WELFARE				TAX TITLE LIENS OUTSTANDING	
Health Services Except Environmental	1,300.00			Balance January 1, 1990	
Welfare-Public Assistance	1,350.00			Transfer From Taxes	
Hospital, Clinics, First Aid				Redeemed in 1990	
Animal, Insect, & Rodent Control	1,500.00			Cancelled, Abated or Adjusted (1990)	
Other Welfare Services				Transfers to Foreclosed Property	
RECREATION and CONSERVATION				Balance December 31, 1990	
Beaches and Boardwalks	297,964.00			PROPERTY ACQUIRED BY DEED OR	
Parks, Playgrounds, Shade Trees	64,700.00			FORECLOSURE	
Land Reclamation & Conservation	152,650.00			Balance January 1, 1990	121,521.00
Other Recreational Services	5,350.00			Transfers From Taxes or Liens	
EDUCATION (excluding schools)				Sale for Cash (1990)	
Libraries				Cancelled, Abated or Adjusted (1990)	
Other Educational Services				Balance December 31, 1990	121,521.00
STATUTORY EXPENDITURES				CURRENT FINANCES DECEMBER 31, 1990	
Pensions & F. I. C. A.	380,407.54			ASSETS	
Employee Fringe Benefits	464,649.71			Cash Dec. 31, 1990	2,634,832.61
Other Statutory Expenditures	29,000.00			Taxes Receivable	314,063.83
CETA And Other Public Employment Programs				Tax Title Liens	
MUNICIPAL FUNCTIONS TOTAL	4,653,249.23			Foreclosed Property	121,521.00
CAPITAL IMPROVEMENTS *MEMO*	35,000.00			Emergencies & Other Deferred Charges	20,400.00
DEBT SERVICE				State and Federal Aid Receivable	5,647.26
Principal Payments	440,030.00			Other Receivables	1,895.07
Interest Payments	432,737.50			Total	3,098,359.77
DEFERRED CHARGES	10,200.00			LIABILITIES, RESERVES, AND SURPLUS	
SCHOOL, COUNTY, SPECIAL DISTRICT TAXES	4,989,139.96			Cash Liabilities	624,683.06
RESERVE FOR UNCOLLECTED TAXES	285,472.23			Reserves for Receivables	437,479.90
EXPENDITURES TOTAL	10,810,848.92			Surplus Dec. 31, 1990	2,036,196.81
				Total	3,098,359.77

\*Includes County Health Service Taxes, County Vocational School Taxes, or County Open Space Tax. See Table 13.



0612

Population 1980 1,365  
 Population 1990 1,437  
 S & P Rating  
 Moody Rating

General Tax Rate Per \$100. 2.53  
 State Equalized Tax Rate 2.25

STOW CREEK TWP. - CUMBERLAND CO.  
 Form of Government  
 Township Committee  
 Number of Members - 3

PER CAPITA:  
 Grass Debt 339.05  
 Net Debt  
 Debt Service  
 Total Tax Levy 729.44  
 Municipal Expenditures 404.49

PER CENT:  
 Grass Debt 1.20  
 Net Debt  
 Tax Levy Collected 87.55  
 Tax Levy Cancelled, Abated or Adjusted .02

EXPENDITURES		REVENUES-REALIZED		1990 PROPERTY TAX	
GENERAL GOVERNMENT				STATE EQUALIZED TAX RATE	
Governing Body & Public Boards		1990 Property Taxes Collected	920,589.00	Lacol District Schaal Taxes	276,194.00
Municipal Clerk		1990 Payments in Lieu of Taxes		Regional & Consolidated Schaal Tax	202,816.85
Financial Administration	15,400.00	Delinquent Tax & Lien Collections	94,677.00	Schaal Taxes in Municipal Budget	
Assessment of Taxes	8,200.00	Business Personalty Replacement Taxes	20,760.00	County Taxes	517,936.51
Collection of Taxes	6,700.00	Taxes from Public Utilities	75,789.00	County Library Taxes	
Planning, Housing & Development	8,100.00	Other Miscellaneous Tax Revenues		Lacal Municipal Purpose Taxes	33,533.00
Human Resources	5,140.00	State Aid Revenues	95,890.00	Veteran & Senior Citizen Taxes	15,050.00
Elections		Federal Aid Revenues		Total Taxes for Rate Computation	1,045,530.36
General Administration (other)	72,200.00	State and Lacal Fiscal Assistance Act Utilized		Special District Taxes	
JUDICIARY		Sole of Acquired Property		Bank Corp. Taxes	
Municipal Courts	7,300.00	Other Miscellaneous Revenues	92,244.00	Added and Omitted Taxes	17,721.00
PUBLIC SAFETY		Total	1,299,949.00	Total Taxes Levied - ABSTRACT	1,048,201.36
Fire Protection	23,825.00	Prior Years Surplus Appropriated	273,000.00	Total Taxes Billed	1,051,552.00
Police Protection	3,830.00	REVENUES TOTAL	1,572,949.00	1990 TAXES COLLECTED	920,589.00
Civil Defense & Disaster Control	4,000.00	Reserve For Uncollected Taxes	139,613.00	1990 Taxes Cancelled, Abated or Adjusted	207.00
Environmental Inspection & Control	8,400.00			Transfer to Tax Title Liens or Foreclosed	5,625.00
Other Public Safety				Balance Outstanding Dec. 31, 1990	125,131.00
PUBLIC WORKS		CAPITAL OUTLAY TOTAL		PRIOR YEARS TAXES OUTSTANDING	
Streets and Drainage	121,700.00	Public Enterprises		Balance January 1, 1990	98,299.00
Sewers and Sewage Processing		Recreation-Culture		Collected in 1990	93,078.00
Garbage and Trash Disposal	106,000.00	Public Works		Cancelled, Abated or Adjusted 1990	172.00
Public Buildings and Grounds	30,000.00	Buildings and Grounds		Transfers to Tax Title Liens or Foreclosed	3,819.00
Other Public Works		Library and Education		Balance December 31, 1990	1,230.00
HEALTH and WELFARE		Conservation		TAX TITLE LIENS OUTSTANDING	
Health Services Except Environmental	200.00	All Other		Balance January 1, 1990	4,413.00
Welfare-Public Assistance	3,300.00			Transfer From Taxes	9,985.00
Hospital, Clinics, First Aid	200.00			Redeemed in 1990	1,599.00
Animal, Insect, & Rodent Control	2,800.00			Cancelled, Abated or Adjusted (1990)	
Other Welfare Services				Transfers to Foreclosed Property	
RECREATION and CONSERVATION				Balance December 31, 1990	12,799.00
Beaches and Boardwalks				PROPERTY ACQUIRED BY DEED OR FORECLOSURE	
Parks, Playgrounds, Shade Trees				Balance January 1, 1990	
Land Reclamation & Conservation				Transfers From Taxes or Liens	
Other Recreational Services				Sale for Cash (1990)	
EDUCATION (excluding schools)				Cancelled, Abated or Adjusted (1990)	
Libraries				Balance December 31, 1990	
Other Educational Services				CURRENT FINANCES DECEMBER 31, 1990	
STATUTORY EXPENDITURES				ASSETS	
Pensions & F. L. C. A.	8,300.00			Cash Dec. 31, 1990	886,142.00
Employee Fringe Benefits				Taxes Receivable	126,361.00
Other Statutory Expenditures	1,000.00			Tax Title Liens	12,799.00
CETA And Other Public Employment Programs				Foreclosed Property	
MUNICIPAL FUNCTIONS TOTAL	436,645.00			Emergencies & Other Deferred Charges	12,775.00
CAPITAL IMPROVEMENTS *MEMO*				State and Federal Aid Receivable	44,109.00
DEBT SERVICE				Other Receivables	
Principal Payments				Total	1,082,186.00
Interest Payments				LIABILITIES, RESERVES, AND SURPLUS	
DEFERRED CHARGES	5,000.00			Cash Liabilities	636,710.00
SCHOOL, COUNTY, SPECIAL DISTRICT TAXES	996,947.36			Reserves for Receivables	139,160.00
RESERVE FOR UNCOLLECTED TAXES	139,613.00			Surplus Dec. 31, 1990	306,316.00
EXPENDITURES TOTAL	1,578,205.36			Total	1,082,186.00

0432

Population 1980 8,005  
 Population 1990 7,614  
 S & P Rating  
 Moody Rating BAA1

General Tax Rate Per \$100. 2.45  
 State Equalized Tax Rate 2.59

**STRATFORD BOROUGH - CAMDEN COUNTY**  
 Form of Government  
 Borough Council  
 Number of Members - 6

PER CAPITA:  
 Gross Debt 688.75  
 Net Debt 174.68  
 Debt Service 27.22  
 Total Tax Levy 981.50  
 Municipal Expenditures 299.58

PER CENT:  
 Gross Debt 2.03  
 Net Debt .51  
 Tax Levy Collected 96.25  
 Tax Levy Cancelled, Abated or Adjusted 1.16

EXPENDITURES		REVENUES-REALIZED		1990 PROPERTY TAX	
<b>GENERAL GOVERNMENT</b>				<b>STATE EQUALIZED TAX RATE</b>	
Governing Body & Public Boards		1990 Property Taxes Collected	7,193,211.47	Local District School Taxes	.80
Municipal Clerk		1990 Payments in Lieu of Taxes		Regional & Consolidated School Tax	.44
Financial Administration	19,805.50	Delinquent Tax & Lien Collections	115,039.77	School Taxes in Municipal Budget	
Assessment of Taxes	11,691.20	Business Personalty Replacement Taxes	59,948.72	County Taxes	.92
Collection of Taxes	11,749.65	Taxes from Public Utilities	439,763.00	Caunty Library Taxes	
Planning, Housing & Development	5,753.40	Other Miscellaneous Tax Revenues	155,916.98	Local Municipal Purpose Taxes	.42
Human Resources	37,809.84	State Aid Revenues		Veteran & Senior Citizen Taxes	
Elections	5,340.35	Federal Aid Revenues		Total Taxes for Rate Computation	2.58
General Administration (other)	236,691.64	State and Local Fiscal Assistance Act Utilized		Special District Taxes	
<b>JUDICIARY</b>		Sale of Acquired Property		Bank Corp. Taxes	
Municipal Courts	34,982.00	Other Miscellaneous Revenues	265,996.58	Added and Omitted Taxes	55,246.22
<b>PUBLIC SAFETY</b>		Total	8,229,876.52	Total Taxes Levied - ABSTRACT	7,473,175.08
Fire Protection	81,059.34	Prior Years Surplus Appropriated	200,000.00	Total Taxes Billed	7,473,175.08
Police Protection	442,502.96	REVENUES TOTAL	8,429,876.52	1990 TAXES COLLECTED	7,193,211.47
Civil Defense & Disaster Control	100.00	Reserve For Uncollected Taxes	190,000.00	1990 Taxes Cancelled, Abated or Adjusted	86,769.33
Environmental Inspection & Control	13,082.20	<b>CAPITAL OUTLAY</b>	<b>TOTAL</b>	Transfer to Tax Title Liens or Foreclosed	
Other Public Safety			253,242.91	Balance Outstanding Dec. 31, 1990	193,194.28
<b>PUBLIC WORKS</b>		Public Enterprises		<b>PRIOR YEARS TAXES OUTSTANDING</b>	
Streets and Drainage	202,668.84	Recreation-Culture		Balance January 1, 1990	133,398.50
Sewers and Sewage Processing		Public Works	10,713.59	Collected in 1990	115,039.77
Garbage and Trash Disposal	440,000.00	Buildings and Grounds	242,529.32	Cancelled, Abated or Adjusted 1990	
Public Buildings and Grounds	14,627.76	Library and Education		Transfers to Tax Title Liens or Foreclosed	8,108.99
Other Public Works		Conservation		Balance December 31, 1990	10,249.74
<b>HEALTH and WELFARE</b>		All Other		<b>TAX TITLE LIENS OUTSTANDING</b>	
Health Services Except Environmental	1,578.88	<b>CAPITAL DEBT AUTHORIZED, DECEMBER 31, 1990</b>		Balance January 1, 1990	3,446.80
Welfare-Public Assistance	3,100.00	ISSUED AND UNISSUED	GROSS DEBT	Transfer From Taxes	8,788.09
Hospital, Clinics, First Aid		School	3,914,142	Redeemed in 1990	
Animal, Insect, & Rodent Control		Self-Liquidating		Cancelled, Abated or Adjusted (1990)	
Other Welfare Services		Other	1,330,000	Transfers to Foreclosed Property	
<b>RECREATION and CONSERVATION</b>		Total	5,244,142	Balance December 31, 1990	12,234.89
Beaches and Boardwalks		ISSUED AND OUTSTANDING		<b>PROPERTY ACQUIRED BY DEED OR FORECLOSURE</b>	
Parks, Playgrounds, Shade Trees	30,565.00	School		Balance January 1, 1990	12,863.00
Land Reclamation & Conservation	313.02	Self-Liquidating		Transfers From Taxes or Liens	
Other Recreational Services	7,681.18	Other		Sale for Cash (1990)	
<b>EDUCATION (excluding schools)</b>		Total		Cancelled, Abated or Adjusted (1990)	
Libraries	67,970.00	EQUALIZED VALUATION BASIS		Balance December 31, 1990	12,863.00
Other Educational Services		FOR NET DEBT COMPUTATION	258,496.087	<b>CURRENT FINANCES DECEMBER 31, 1990</b>	
<b>STATUTORY EXPENDITURES</b>		<b>REAL PROPERTY VALUATIONS</b>		<b>ASSETS</b>	
Pensions & F. I. C. A.	84,626.04	Code Class # of Parcels % VAL'N	ASSESSED VALUATION	Cash Dec. 31, 1990	530,337.69
Employee Fringe Benefits	93,939.71	1 Vacant Land 57 .72	2,183,100.00	Taxes Receivable	203,444.02
Other Statutory Expenditures	3,500.00	2 Residential 2094 72.67	218,857,700.00	Tax Title Liens	12,234.89
<b>CETA And Other Public Employment Programs</b>		3 Farm	65,372,700.00	Foreclosed Property	12,863.00
<b>MUNICIPAL FUNCTIONS</b>		4a Commercial 114 21.71		Emergencies & Other Deferred Charges	45,000.00
<b>CAPITAL IMPROVEMENTS</b>	<b>*MEMO*</b>	4b Industrial		State and Federal Aid Receivable	
<b>DEBT SERVICE</b>		4c Apartments 11 4.90	14,757,900.00	Other Receivables	82,409.04
Principal Payments	105,000.00	Total 2276	301,171,400.00	Total	886,288.64
Interest Payments	102,220.00	Land Area 1.59 Sq. Miles		<b>LIABILITIES, RESERVES, AND SURPLUS</b>	
<b>DEFERRED CHARGES</b>		Net Valuation Taxable-Municipal	303,106,700	Cash Liabilities	342,162.63
SCHOOL, COUNTY, SPECIAL DISTRICT TAXES	6,205,928.86	Net Valuation Taxable-County	277,887,637	Reserves for Receivables	310,950.95
RESERVE FOR UNCOLLECTED TAXES	190,000.00	State Equalized Valuation	286,892,628	Surplus Dec. 31, 1990	233,175.06
<b>EXPENDITURES</b>		State Equalization Ratio	105.69	Total	886,288.64
<b>TOTAL</b>	<b>8,486,933.37</b>				



2018  
Population 1980 21,071  
Population 1990 19,757  
S & P Rating AA+  
Moody Rating AAA

General Tax Rate Per \$100. 3.51  
State Equalized Tax Rate 1.53

SUMMIT CITY - UNION COUNTY  
Form of Government  
City Charter Act (P.L. 1899 c. 52)  
Number of Members - 7

PER CAPITA:  
Gross Debt 915.04  
Net Debt 590.02  
Debt Service 101.49  
Total Tax Levy 2,047.56  
Municipal Expenditures 1,057.24

PER CENT:  
Gross Debt .72  
Net Debt .46  
Tax Levy Collected 98.32  
Tax Levy Cancelled, Abated or Adjusted .28

EXPENDITURES		REVENUES-REALIZED		1990 PROPERTY TAX	
GENERAL GOVERNMENT		1990 Property Taxes Collected		STATE EQUALIZED TAX RATE	
Governing Body & Public Boards		1990 Payments in Lieu of Taxes		Local District School Taxes	17,445,960.00
Municipal Clerk	275,350.00	Delinquent Tax & Lien Collections		Regional & Consolidated School Tax	
Financial Administration	169,025.00	Business Personalty Replacement Taxes		School Taxes in Municipal Budget	814,504.00
Assessment of Taxes	87,968.00	Taxes from Public Utilities		County Taxes	11,084,572.45
Collection of Taxes	89,033.00	Other Miscellaneous Tax Revenues		County Library Taxes	
Planning, Housing & Development	17,729.00	State Aid Revenues		Local Municipal Purpose Taxes	11,053,643.34
Human Resources	39,669.00	Federal Aid Revenues		Veteran & Senior Citizen Taxes	117,250.00
Elections		State and Local Fiscal Assistance Act Utilized		Total Taxes for Rate Computation	40,515,930.29
General Administration (other)	2,453,855.00	Sale of Acquired Property		Special District Taxes	
JUDICIARY		Other Miscellaneous Revenues		Bank Corp. Taxes	
Municipal Courts	183,177.16	Total	3,277,653.53	Added and Omitted Taxes	54,927.20
PUBLIC SAFETY		Prior Years Surplus Appropriated	3,990,000.00	Total Taxes Levied - ABSTRACT	40,453,607.49
Fire Protection	1,801,634.00	REVENUES TOTAL	50,601,088.92	Total Taxes Billed	40,477,593.44
Police Protection	2,723,190.52	Reserve For Uncollected Taxes	3,180,206.83	1990 TAXES COLLECTED	39,796,118.11
Civil Defense & Disaster Control	9,004.00	CAPITAL OUTLAY TOTAL	2,399,102.10	1990 Taxes Cancelled, Abated or Adjusted	112,119.93
Environmental Inspection & Control	197,754.00	Public Enterprises	752,311.55	Transfer to Tax Title Liens or Foreclosed	8,146.71
Other Public Safety		Recreation-Culture	884,856.73	Balance Outstanding Dec. 31, 1990	561,208.69
PUBLIC WORKS		Public Works	162,286.01	PRIOR YEARS TAXES OUTSTANDING	
Streets and Drainage	855,184.00	Buildings and Grounds	564,646.97	Balance January 1, 1990	499,834.98
Sewers and Sewage Processing	1,691,590.00	Library and Education	35,000.84	Collected in 1990	425,518.87
Garbage and Trash Disposal	516,676.00	Conservation		Cancelled, Abated or Adjusted 1990	
Public Buildings and Grounds	386,460.00	All Other		Transfers to Tax Title Liens or Foreclosed	5,576.58
Other Public Works				Balance December 31, 1990	8,739.53
HEALTH and WELFARE				TAX TITLE LIENS OUTSTANDING	
Health Services Except Environmental	276,781.00			Balance January 1, 1990	93,290.66
Welfare-Public Assistance	47,090.00			Transfer From Taxes	15,129.68
Hospital, Clinics, First Aid				Redeemed in 1990	72,435.18
Animal, Insect, & Rodent Control	15,840.00			Cancelled, Abated or Adjusted (1990)	
Other Welfare Services				Transfers to Foreclosed Property	
RECREATION and CONSERVATION				Balance December 31, 1990	35,935.16
Beaches and Boardwalks	292,651.00			PROPERTY ACQUIRED BY DEED OR	
Parks, Playgrounds, Shade Trees	249,339.40			FORECLOSURE	
Land Reclamation & Conservation	628,620.00			Balance January 1, 1990	4,800.00
Other Recreational Services				Transfers From Taxes or Liens	
EDUCATION (excluding schools)				Sale for Cash (1990)	
Libraries	829,150.00			Cancelled, Abated or Adjusted (1990)	
Other Educational Services	6,560.90			Balance December 31, 1990	4,800.00
STATUTORY EXPENDITURES				CURRENT FINANCES DECEMBER 31, 1990	
Pensions & F. I. C. A.	1,351,599.37			ASSETS	
Employee Fringe Benefits	483,622.00			Cash Dec. 31, 1990	8,010,934.22
Other Statutory Expenditures				Taxes Receivable	569,948.22
CETA And Other Public Employment Programs				Tax Title Liens	35,935.16
MUNICIPAL FUNCTIONS TOTAL	15,682,552.25			Foreclosed Property	4,800.00
CAPITAL IMPROVEMENTS *MEMO*	425,000.00			Emergencies & Other Deferred Charges	58,000.00
DEBT SERVICE				State and Federal Aid Receivable	
Principal Payments	929,000.00			Other Receivables	14,532.46
Interest Payments	1,076,168.02			Total	3,694,150.06
TYPE I SCHL DEBT *MEMO*	814,504.00			LIABILITIES, RESERVES, AND SURPLUS	
DEFERRED CHARGES	20,000.00			Cash Liabilities	2,100,577.25
SCHOOL, COUNTY, SPECIAL DISTRICT TAXES	29,345,036.45			Reserves for Receivables	625,215.84
RESERVE FOR UNCOLLECTED TAXES	3,180,266.33			Surplus Dec. 31, 1990	5,968,350.97
EXPENDITURES TOTAL	50,233,023.55			Total	8,694,150.06



1531

Population 1980 1,571  
 Population 1990 1,375  
 S & P Rating  
 Moody Rating

General Tax Rate Per \$100. 2.02  
 State Equalized Tax Rate 1.00

**SURF CITY BOROUGH - OCEAN COUNTY**  
**Form of Government**  
**Borough Council**  
**Number of Members - 6**

PER CAPITA:

Gross Debt 2,855.59  
 Net Debt 2,160.64  
 Debt Service 14.55  
 Total Tax Levy 3,770.02  
 Municipal Expenditures 1,937.71

PER CENT:

Gross Debt .80  
 Net Debt .61  
 Tax Levy Collected 94.24  
 Tax Levy Cancelled, Abated or Adjusted

EXPENDITURES		REVENUES-REALIZED		1990 PROPERTY TAX	
<b>GENERAL GOVERNMENT</b>				<b>STATE EQUALIZED TAX RATE</b>	
Governing Body & Public Boards		1990 Property Taxes Collected	4,884,945.75	Local District School Taxes	
Municipal Clerk		1990 Payments in Lieu of Taxes		Regional & Consolidated School Tax	.29 1,507,513.22
Financial Administration	25,960.00	Delinquent Tax & Lien Collections	316,428.86	School Taxes in Municipal Budget	
Assessment of Taxes	15,900.00	Business Personalty Replacement Taxes	10,951.68	County Taxes	.37 1,921,005.61
Collection of Taxes	53,750.00	Taxes from Public Utilities	171,281.00	County Library Taxes	.03 131,510.53
Planning, Housing & Development	11,150.00	Other Miscellaneous Tax Revenues		Local Municipal Purpose Taxes	.31 1,598,300.00
Human Resources	31,558.86	State Aid Revenues	9,139.00	Veteran & Senior Citizen Taxes	34,850.00
Elections		Federal Aid Revenues		Total Taxes for Rate Computation	1.00 5,193,179.36
General Administration (other)	244,932.00	State and Local Fiscal Assistance Act Utilized		Special District Taxes	
<b>JUDICIARY</b>		Sale of Acquired Property		Bank Corp. Taxes	
Municipal Courts	30,050.00	Other Miscellaneous Revenues	499,864.08	Added and Omitted Taxes	25,444.78
<b>PUBLIC SAFETY</b>		Total	5,892,610.37	Total Taxes Levied - ABSTRACT	5,183,774.14
Fire Protection	200.00	Prior Years Surplus Appropriated	429,004.00	Total Taxes Billed	5,183,774.14
Police Protection	557,330.00	REVENUES TOTAL	6,321,614.37	1990 TAXES COLLECTED	4,884,945.75
Civil Defense & Disaster Control	5,000.00	Reserve For Uncollected Taxes	413,210.00	1990 Taxes Cancelled, Abated or Adjusted	
Environmental Inspection & Control	2,150.00	<b>CAPITAL OUTLAY TOTAL</b>	305,390.67	Transfer to Tax Title Liens or Foreclosed	8.81
Other Public Safety				Balance Outstanding Dec. 31, 1990	298,819.58
<b>PUBLIC WORKS</b>				<b>PRIOR YEARS TAXES OUTSTANDING</b>	
Streets and Drainage	171,529.00	Public Enterprises	60,909.03	Balance January 1, 1990	318,556.39
Sewers and Sewage Processing		Recreation-Culture		Collected in 1990	316,428.86
Garbage and Trash Disposal	374,900.00	Public Works	140,518.41	Cancelled, Abated or Adjusted 1990	
Public Buildings and Grounds	41,944.46	Buildings and Grounds	103,963.23	Transfers to Tax Title Liens or Foreclosed	
Other Public Works	3,200.00	Library and Education		Balance December 31, 1990	2,127.53
<b>HEALTH and WELFARE</b>		Conservation		<b>TAX TITLE LIENS OUTSTANDING</b>	
Health Services Except Environmental	28,600.00	All Other		Balance January 1, 1990	34.39
Welfare-Public Assistance	2,900.00	<b>CAPITAL DEBT AUTHORIZED, DECEMBER 31, 1990</b>		Transfer From Taxes	8.81
Hospital, Clinics, First Aid	100.00	<b>ISSUED AND UNISSUED GROSS DEBT NET DEBT</b>		Redeemed in 1990	
Animal, Insect, & Radent Control	6,000.00	School 198,608		Cancelled, Abated or Adjusted (1990)	
Other Welfare Services		Self-Liquidating 2,343,987	1,587,048	Transfers to Foreclosed Property	
<b>RECREATION and CONSERVATION</b>		Other 1,383,835	1,383,835	Balance December 31, 1990	43.20
Beaches and Boardwalks	236,820.00	Total 3,926,430	2,970,883	<b>PROPERTY ACQUIRED BY DEED OR FORECLOSURE</b>	
Parks, Playgrounds, Shade Trees	7,600.00	<b>ISSUED AND OUTSTANDING</b>		Balance January 1, 1990	4,725.00
Land Reclamation & Conservation	69,950.14	School 198,608.90		Transfers From Taxes or Liens	
Other Recreational Services	5,000.00	Self-Liquidating 90,000.00		Sole for Cash (1990)	
<b>EDUCATION (excluding schools)</b>		Other 377,500.00		Cancelled, Abated or Adjusted (1990)	
Libraries	1,000.00	Total 666,108.90		Balance December 31, 1990	4,725.00
Other Educational Services		<b>EQUALIZED VALUATION BASIS</b>		<b>CURRENT FINANCES DECEMBER 31, 1990</b>	
<b>STATUTORY EXPENDITURES</b>		<b>FOR NET DEBT COMPUTATION</b>	490,341,123	<b>ASSETS</b>	
Pensions & F. I. C. A.	130,600.00	<b>REAL PROPERTY VALUATIONS</b>		Cash Dec. 31, 1990	1,809,849.89
Employee Fringe Benefits	142,000.00	Code Class # of Parcels % VAL'N		Taxes Receivable	300,947.11
Other Statutory Expenditures	9,000.00	1 Vacant Land 92 1.70	4,312,300.00	Tax Title Liens	43.20
<b>CETA And Other Public Employment Programs</b>		2 Residential 2012 90.78	229,886,300.00	Foreclosed Property	4,725.00
<b>MUNICIPAL FUNCTIONS</b>		3 Farm 7.21	18,266,800.00	Emergencies & Other Deferred Charges	61,000.00
<b>CAPITAL IMPROVEMENTS</b>		4a Commercial 2	780,800.00	State and Federal Aid Receivable	
<b>DEBT SERVICE</b>		4b Industrial .31	253,246,200.00	Other Receivables	274,010.00
Principal Payments	20,000.00	4c Apartments 2202		Total	2,450,575.20
Interest Payments		Total Land Area .65 Sq. Miles		<b>LIABILITIES, RESERVES, AND SURPLUS</b>	
<b>DEFERRED CHARGES</b>		Net Valuation Taxable-Municipal	254,889,168	Cash Liabilities	1,196,271.39
SCHOOL, COUNTY, SPECIAL DISTRICT TAXES	3,560,029.36	Net Valuation Taxable-County	516,318,447	Reserves for Receivables	579,725.31
RESERVE FOR UNCOLLECTED TAXES	413,210.00	State Equalized Valuation	511,192,666	Surplus Dec. 31, 1990	674,578.50
<b>EXPENDITURES TOTAL</b>	6,224,373.82	State Equalization Ratio	49.70	Total	2,450,575.20

1921

Population 1980 2,418

Population 1990 2,201

S &amp; P Rating

Moody Rating

General Tax Rate Per \$100.

3.20

State Equalized Tax Rate

2.26

## SUSSEX BOROUGH - SUSSEX COUNTY

Form of Government:

Borough Council

Number of Members on Governing Body - 6

PER CAPITA:

Gross Debt 2,154.22

Net Debt 389.07

Debt Service 33.13

Total Tax Levy 297.13

Municipal Expenditures 441.53

PER CENT:

Gross Debt 5.98

Net Debt 1.08

Tax Levy Collected 91.06

Tax Levy Cancelled, Abated

or Adjusted .40

EXPENDITURES		REVENUES-REALIZED		1990 PROPERTY TAX	
<b>GENERAL GOVERNMENT</b>				<b>STATE EQUALIZED TAX RATE</b>	
Governing Body & Public Boards		1990 Property Taxes Collected	1,802,993.31	Local District School Taxes	
Municipal Clerk		1990 Payments in Lieu of Taxes		Regional & Consolidated School Tax	1.24
Financial Administration	7,500.00	Delinquent Tax & Lien Collections	130,466.43	School Taxes in Municipal Budget	
Assessment of Taxes	8,650.23	Business Personalty Replacement Taxes	38,013.20	County Taxes	.36 *
Collection of Taxes	8,235.00	Taxes from Public Utilities	96,713.00	County Library Taxes	.02
Planning, Housing & Development	10,880.00	Other Miscellaneous Tax Revenues		Local Municipal Purpose Taxes	.63
Human Resources	5,491.00	State Aid Revenues	37,833.25	Veteran & Senior Citizen Taxes	
Elections	34,000.00	Federal Aid Revenues	30,000.00	Total Taxes for Rate Computation	2.25
General Administration (other)	121,880.38	State and Local Fiscal Assistance Act Utilized		Special District Taxes	
<b>JUDICIARY</b>		Sale of Acquired Property		Bank Corp. Taxes	
Municipal Courts	23,383.40	Other Miscellaneous Revenues	113,720.99	Added and Omitted Taxes	4,396.54
<b>PUBLIC SAFETY</b>		Total	2,249,740.23	Total Taxes Levied - ABSTRACT	1,974,572.15
Fire Protection	21,211.00	Prior Years Surplus Appropriated	125,000.00	Total Taxes Billed	1,979,902.05
Police Protection	166,837.62	<b>REVENUES TOTAL</b>	2,374,740.23	<b>1990 TAXES COLLECTED</b>	1,802,993.31
Civil Defense & Disaster Control	25.00	Reserve For Uncollected Taxes	184,586.71	1990 Taxes Cancelled, Abated or Adjusted	7,905.78
Environmental Inspection & Control	10,834.62	<b>CAPITAL OUTLAY TOTAL</b>	460,940.01	Transfer to Tax Title Liens or Foreclosed	39,363.72
Other Public Safety				Balance Outstanding Dec. 31, 1990	129,639.24
<b>PUBLIC WORKS</b>				<b>PRIOR YEARS TAXES OUTSTANDING</b>	
Streets and Drainage	117,426.39	Public Enterprises	251,170.70	Balance January 1, 1990	95,493.69
Sewers and Sewage Processing	5,301.74	Recreation-Culture		Collected in 1990	83,234.95
Gorbage and Trash Disposal		Public Works	8,285.42	Cancelled, Abated or Adjusted 1990	
Public Buildings and Grounds	28,500.00	Buildings and Grounds	201,483.89	Transfers to Tax Title Liens or Foreclosed	7,258.94
Other Public Works		Library and Education		Balance December 31, 1990	
<b>HEALTH and WELFARE</b>		Conservation		<b>TAX TITLE LIENS OUTSTANDING</b>	
Health Services Except Environmental	3,850.00	All Other		Balance January 1, 1990	104,370.33
Welfare-Public Assistance	19,833.34	<b>CAPITAL DEBT AUTHORIZED, DECEMBER 31, 1990</b>		Transfer From Taxes	47,901.25
Hospital, Clinics, First Aid		<b>ISSUED AND UNISSUED</b>		Redeemed in 1990	42,231.53
Animal, Insect, & Rodent Control	149.66	School	927,952	Cancelled, Abated or Adjusted (1990)	
Other Welfare Services		Self-Liquidating	2,387,946	Transfers to Foreclosed Property	
<b>RECREATION and CONSERVATION</b>		Other	925,550	Balance December 31, 1990	110,040.05
Beaches and Boardwalks		Total	4,741,448	<b>PROPERTY ACQUIRED BY DEED OR FORECLOSURE</b>	
Parks, Playgrounds, Shade Trees				Balance January 1, 1990	175,100.00
Land Reclamation & Conservation				Transfers From Taxes or Liens	
Other Recreational Services	4,306.60	<b>ISSUED AND OUTSTANDING</b>		Sale for Cash (1990)	
<b>EDUCATION (excluding schools)</b>		School	619,621.86	Cancelled, Abated or Adjusted (1990)	
Libraries	1,500.00	Self-Liquidating	1,370,769.69	Balance December 31, 1990	175,100.00
Other Educational Services	2,488.90	Other		<b>CURRENT FINANCES DECEMBER 31, 1990</b>	
<b>STATUTORY EXPENDITURES</b>		Total	1,990,391.55	<b>ASSETS</b>	
Pensions & F. I. C. A.	41,775.57	<b>EQUALIZED VALUATION BASIS</b>		Cash Dec. 31, 1990	259,960.84
Employee Fringe Benefits	33,651.43	<b>FOR NET DEBT COMPUTATION</b>	79,246,044	Taxes Receivable	129,639.24
Other Statutory Expenditures	1,700.00	<b>REAL PROPERTY VALUATIONS</b>		Tax Title Liens	110,040.05
<b>CETA And Other Public Employment Programs</b>		<u>Code</u> <u>Class</u> <u># of Parcels</u> <u>% VAL'N</u>	<u>ASSESSED VALUATION</u>	Foreclosed Property	175,100.00
<b>MUNICIPAL FUNCTIONS TOTAL</b>	679,411.88	1 Vacant Land 68 1.71	1,035,000.00	Emergencies & Other Deferred Charges	141,085.54
<b>CAPITAL IMPROVEMENTS *MEMO*</b>	35,000.00	2 Residential 431 57.61	34,923,400.00	State and Federal Aid Receivable	225.47
<b>DEBT SERVICE</b>		3 Farm 6 .37	220,500.00	Other Receivables	3,812.89
Principal Payments	60,700.00	4a Commercial 88 25.63	15,539,400.00	Total	819,864.03
Interest Payments	12,218.15	4b Industrial 3 .54	328,800.00	<b>LIABILITIES, RESERVES, AND SURPLUS</b>	
		4c Apartments 5 14.14	8,571,300.00	Cash Liabilities	160,089.23
		Total 601	60,618,400.00	Reserves for Receivables	418,592.18
<b>DEFERRED CHARGES</b>	34,887.52	Land Area .75 Sq. Miles		Surplus Dec. 31, 1990	241,182.62
<b>SCHOOL, COUNTY, SPECIAL DISTRICT TAXES</b>	1,421,317.61	Net Valuation Taxable-Municipal	61,718,922	Total	819,864.03
<b>RESERVE FOR UNCOLLECTED TAXES</b>	184,586.71	Net Valuation Taxable-County	84,086,579		
<b>EXPENDITURES TOTAL</b>	2,393,121.87	State Equalized Valuation	86,913,659		
		State Equalization Ratio	70.64		



0317

Population 1980 2,031  
 Population 1990 2,024  
 S & P Rating  
 Moody Rating BAA

General Tax Rate Per \$100. 5.10  
 State Equalized Tax Rate 2.37

## SWEDESBO RO. - GLOUCESTER CO.

Form of Government  
 Borough Council  
 Number of Members - 6

## PER CAPITA:

Gross Debt 1,369.21  
 Net Debt 200.52  
 Debt Service 13.14  
 Total Tax Levy 775.36  
 Municipal Expenditures 790.01

## PER CENT:

Gross Debt 5.78  
 Net Debt .85  
 Tax Levy Collected 85.06  
 Tax Levy Cancelled, Abated or Adjusted

EXPENDITURES		REVENUES-REALIZED		1990 PROPERTY TAX	
GENERAL GOVERNMENT				STATE EQUALIZED TAX RATE	
Governing Body & Public Boards	7,150.00	1990 Property Taxes Collected	1,335,756.70	Local District School Taxes	407,558.44
Municipal Clerk	25,000.00	1990 Payments in Lieu of Taxes		Regional & Consolidated School Tax	316,920.55
Financial Administration	21,900.00	Delinquent Tax & Lien Collections	196,549.45	School Taxes in Municipal Budget	
Assessment of Taxes	3,100.00	Business Personalty Replacement Taxes	86,783.15	County Taxes	373,457.91
Collection of Taxes	7,350.00	Taxes from Public Utilities	118,547.00	County Library Taxes	14,375.57
Planning, Housing & Development	267,552.00	Other Miscellaneous Tax Revenues		Local Municipal Purpose Taxes	300,894.49
Human Resources	41,678.70	State Aid Revenues	304,056.55	Veteran & Senior Citizen Taxes	20,400.00
Elections	1,150.00	Federal Aid Revenues		Total Taxes far Rate Computation	1,433,606.96
General Administration (other)	93,929.93	State and Local Fiscal Assistance Act Utilized		Special District Taxes	136,647.82
JUDICIARY		Sale of Acquired Property		Bank Corp. Taxes	
Municipal Courts	16,242.74	Other Miscellaneous Revenues	194,393.11	Added and Omitted Taxes	19,467.13
PUBLIC SAFETY		Total	2,236,035.96	Total Taxes Levied - ABSTRACT	1,569,321.91
Fire Protection	56,235.60	Prior Years Surplus Appropriated	13,904.55	Total Taxes Billed	1,570,383.55
Police Protection	152,031.75	REVENUES TOTAL	2,249,990.51	1990 TAXES COLLECTED	1,335,756.70
Civil Defense & Disaster Control	710.00	Reserve Far Uncollected Taxes	261,355.10	1990 Taxes Cancelled, Abated or Adjusted	
Environmental Inspection & Control	18,340.00	CAPITAL OUTLAY TOTAL	146,784.43	Transfer to Tax Title Liens or Foreclosed	63,509.55
Other Public Safety				Balance Outstanding Dec. 31, 1990	171,117.30
PUBLIC WORKS				PRIOR YEARS TAXES OUTSTANDING	
Streets and Drainage	54,900.00	Public Enterprises	106,636.27	Balance January 1, 1990	177,156.03
Sewers and Sewage Processing		Recreation-Culture	40,148.16	Collected in 1990	167,120.10
Garbage and Trash Disposal		Public Works		Cancelled, Abated or Adjusted 1990	.03
Public Buildings and Grounds	15,615.00	Buildings and Grounds		Transfers to Tax Title Liens or Foreclosed	
Other Public Works	4,550.00	Library and Education		Balance December 31, 1990	10,035.90
HEALTH and WELFARE		Conservation		TAX TITLE LIENS OUTSTANDING	
Health Services Except Environmental	1,765.00	All Other		Balance January 1, 1990	115,559.37
Welfare-Public Assistance	417,255.32	CAPITAL DEBT AUTHORIZED, DECEMBER 31, 1990		Transfer From Taxes	63,509.55
Hospital, Clinics, First Aid		ISSUED AND UNISSUED		Redeemed in 1990	29,429.35
Animal, Insect, & Rodent Control	3,000.00	SCHOOL	1,010,334	Cancelled, Abated or Adjusted (1990)	
Other Welfare Services		Self-Liquidating	1,566,000	Transfers to Foreclosed Property	
RECREATION and CONSERVATION		Other	194,899	Balance December 31, 1990	149,639.57
Beaches and Boardwalks		Total	2,771,283	PROPERTY ACQUIRED BY DEED OR	
Parks, Playgrounds, Shade Trees	5,000.00	ISSUED AND OUTSTANDING		FORECLOSURE	
Land Reclamation & Conservation	200.00	School	974,843.14	Balance January 1, 1990	3,450.00
Other Recreational Services	3,430.00	Self-Liquidating	1,566,000.00	Transfers From Taxes or Liens	
EDUCATION (excluding schools)		Other	194,800.00	Sale for Cash (1990)	
Libraries	5,000.00	Total	2,735,643.14	Cancelled, Abated or Adjusted (1990)	
Other Educational Services		EQUALIZED VALUATION BASIS		Balance December 31, 1990	3,450.00
STATUTORY EXPENDITURES		FOR NET DEBT COMPUTATION	47,907,755	CURRENT FINANCES DECEMBER 31, 1990	
Pensions & F. I. C. A.	32,000.00	REAL PROPERTY VALUATIONS		ASSETS	
Employee Fringe Benefits	33,000.00	Code Class # of Parcels % VAL'N		Cash Dec. 31, 1990	240,473.91
Other Statutory Expenditures		1 Vacant Land 87 1.30		Taxes Receivable	181,153.20
CETA And Other Public Employment Programs		2 Residential 564 70.43		Tax Title Liens	149,639.57
MUNICIPAL FUNCTIONS TOTAL	1,293,206.04	3 Farm 11 .93		Foreclosed Property	3,450.00
CAPITAL IMPROVEMENTS *MEMO*	1,000.00	4a Commercial 89 23.35		Emergencies & Other Deferred Charges	31,257.89
DEBT SERVICE		4b Industrial 4 2.04		State and Federal Aid Receivable	2,736.05
Principal Payments	12,400.00	4c Apartments 8 1.45		Other Receivables	22,533.67
Interest Payments	14,186.06	Total 763		Total	631,244.29
DEFERRED CHARGES	17,831.47	Land Area .77 Sq. Miles		LIABILITIES, RESERVES, AND SURPLUS	
SCHOOL, COUNTY, SPECIAL DISTRICT TAXES	1,248,960.29	Net Valuation Taxable-Municipal	27,744,769	Cash Liabilities	147,796.82
RESERVE FOR UNCOLLECTED TAXES	261,355.10	Net Valuation Taxable-County	52,807,602	Reserves far Receivables	356,776.44
EXPENDITURES TOTAL	2,847,938.96	State Equalized Valuation	57,769,426	Surplus Dec. 31, 1990	126,671.03
		State Equalization Ratio	46.38	Total	631,244.29



0335

Population 1980 **6,236**  
 Population 1990 **7,360**  
 S & P Rating  
 Moody Rating

General Tax Rate Per \$100. **1.89**  
 State Equalized Tax Rate **1.87**

**TABERNACLE TWP. - BURLINGTON CO.**  
 Form of Government  
 Township Committee  
 Number of Members - 3

PER CAPITA:  
 Gross Debt **724.55**  
 Net Debt **257.98**  
 Debt Service **42.43**  
 Total Tax Levy **941.40**  
 Municipal Expenditures **245.63**

PER CENT:  
 Gross Debt **1.71**  
 Net Debt **.61**  
 Tax Levy Collected **92.35**  
 Tax Levy Cancelled, Abated or Adjusted **.69**

EXPENDITURES		REVENUES-REALIZED		1990 PROPERTY TAX	
<b>GENERAL GOVERNMENT</b>				<b>STATE EQUALIZED TAX RATE</b>	
Governing Body & Public Boards		1990 Property Taxes Collected	<b>6,404,111.00</b>	Local District School Taxes	<b>.77</b>
Municipal Clerk		1990 Payments in Lieu of Taxes		Regional & Consolidated School Tax	<b>.37</b>
Financial Administration	<b>34,101.00</b>	Delinquent Tax & Lien Collections	<b>349,219.00</b>	School Taxes in Municipal Budget	
Assessment of Taxes	<b>25,000.00</b>	Business Personalty Replacement Taxes	<b>14,853.00</b>	County Taxes	<b>.54</b>
Collection of Taxes	<b>31,175.00</b>	Taxes from Public Utilities	<b>377,186.00</b>	County Library Taxes	<b>.03</b>
Planning, Housing & Development	<b>26,500.00</b>	Other Miscellaneous Tax Revenues		Local Municipal Purpose Taxes	<b>.15</b>
Human Resources	<b>21,723.00</b>	State Aid Revenues	<b>30,069.00</b>	Veteran & Senior Citizen Taxes	
Elections		Federal Aid Revenues		Total Taxes for Rate Computation	<b>1.86</b>
General Administration (other)	<b>248,900.00</b>	State and Local Fiscal Assistance Act Utilized		Special District Taxes	
<b>JUDICIARY</b>		Sole of Acquired Property		Bank Corp. Taxes	
Municipal Courts	<b>24,000.00</b>	Other Miscellaneous Revenues	<b>425,729.00</b>	Added and Omitted Taxes	<b>27,707.00</b>
<b>PUBLIC SAFETY</b>		Total	<b>7,601,167.00</b>	Total Taxes Levied - ABSTRACT	<b>6,928,707.41</b>
Fire Protection		Prior Years Surplus Appropriated	<b>450,000.00</b>	Total Taxes Billed	<b>6,934,453.00</b>
Police Protection	<b>40,000.00</b>	REVENUES TOTAL	<b>8,051,167.00</b>	1990 TAXES COLLECTED	<b>6,404,111.00</b>
Civil Defense & Disaster Control	<b>3,000.00</b>	Reserve For Uncollected Taxes	<b>519,697.00</b>	1990 Taxes Cancelled, Abated or Adjusted	<b>48,050.00</b>
Environmental Inspection & Control	<b>30,000.00</b>	<b>CAPITAL OUTLAY TOTAL</b>	<b>263,277.00</b>	Transfer to Tax Title Liens or Foreclosed	<b>13,445.00</b>
Other Public Safety				Balance Outstanding Dec. 31, 1990	<b>468,846.00</b>
<b>PUBLIC WORKS</b>				<b>PRIOR YEARS TAXES OUTSTANDING</b>	
Streets and Drainage	<b>22,000.00</b>	Public Enterprises		Balance January 1, 1990	<b>375,178.00</b>
Sewers and Sewage Processing		Recreation-Culture		Collected in 1990	<b>346,508.00</b>
Garbage and Trash Disposal	<b>25,000.00</b>	Public Works	<b>207,109.00</b>	Cancelled, Abated or Adjusted 1990	<b>14,736.00</b>
Public Buildings and Grounds	<b>55,000.00</b>	Buildings and Grounds	<b>56,168.00</b>	Transfers to Tax Title Liens or Foreclosed	<b>2,419.00</b>
Other Public Works	<b>267,000.00</b>	Library and Education		Balance December 31, 1990	<b>11,513.00</b>
<b>HEALTH and WELFARE</b>		Conservation		<b>TAX TITLE LIENS OUTSTANDING</b>	
Health Services Except Environmental	<b>2,800.00</b>	All Other		Balance January 1, 1990	<b>33,804.00</b>
Welfare-Public Assistance	<b>2,800.00</b>	<b>CAPITAL DEBT AUTHORIZED, DECEMBER 31, 1990</b>		Transfer From Taxes	<b>16,122.00</b>
Hospital, Clinics, First Aid		<b>ISSUED AND UNISSUED</b>	<b>GROSS DEBT</b>	Redeemed in 1990	<b>2,711.00</b>
Animal, Insect, & Rodent Control	<b>2,000.00</b>	School	<b>3,433,927</b>	Cancelled, Abated or Adjusted (1990)	
Other Welfare Services		Self-Liquidating		Transfers to Foreclosed Property	
<b>RECREATION and CONSERVATION</b>		Other	<b>1,893,728</b>	Balance December 31, 1990	<b>47,215.00</b>
Beaches and Boardwalks		Total	<b>5,332,655</b>	<b>PROPERTY ACQUIRED BY DEED OR FORECLOSURE</b>	
Parks, Playgrounds, Shade Trees		<b>ISSUED AND OUTSTANDING</b>		Balance January 1, 1990	<b>375,878.00</b>
Land Reclamation & Conservation	<b>7,000.00</b>	School	<b>3,433,927.74</b>	Transfers From Taxes or Liens	
Other Recreational Services	<b>4,500.00</b>	Self-Liquidating		Sale for Cash (1990)	
<b>EDUCATION (excluding schools)</b>		Other	<b>1,898,728.85</b>	Cancelled, Abated or Adjusted (1990)	
Libraries		Total	<b>5,332,656.59</b>	Balance December 31, 1990	<b>375,878.00</b>
Other Educational Services		<b>EQUALIZED VALUATION BASIS FOR NET DEBT COMPUTATION</b>	<b>311,091,397</b>	<b>CURRENT FINANCES DECEMBER 31, 1990</b>	
<b>STATUTORY EXPENDITURES</b>		<b>REAL PROPERTY VALUATIONS</b>		<b>ASSETS</b>	
Pensions & F. I. C. A.	<b>47,800.00</b>	Code Class # of Parcels % VAL'N	<b>ASSESSED VALUATION</b>	Cash Dec. 31, 1990	<b>3,595,675.00</b>
Employee Fringe Benefits	<b>29,000.00</b>	1 Vacant Land 501 4.57	<b>15,609,700.00</b>	Taxes Receivable	<b>480,358.00</b>
Other Statutory Expenditures	<b>3,900.00</b>	2 Residential 2012 89.68	<b>306,506,900.00</b>	Tax Title Liens	<b>47,215.00</b>
CETA And Other Public Employment Programs		3 Farm 238 2.96	<b>10,104,650.00</b>	Foreclosed Property	<b>375,878.00</b>
<b>MUNICIPAL FUNCTIONS</b>	<b>953,199.00</b>	4a Commercial 49 2.67	<b>9,111,900.00</b>	Emergencies & Other Deferred Charges	<b>57,000.00</b>
<b>CAPITAL IMPROVEMENTS</b>	<b>87,500.00</b>	4b Industrial 3 .13	<b>428,900.00</b>	State and Federal Aid Receivable	<b>13,975.00</b>
<b>DEBT SERVICE</b>		4c Apartments		Other Receivables	<b>134,099.00</b>
Principal Payments	<b>170,401.00</b>	Total 2803	<b>341,762,050.00</b>	Total	<b>4,709,200.00</b>
Interest Payments	<b>141,914.00</b>	Land Area 47.64 Sq. Miles		<b>LIABILITIES, RESERVES, AND SURPLUS</b>	
<b>DEFERRED CHARGES</b>	<b>22,611.00</b>	Net Valuation Taxable-Municipal	<b>343,104,574</b>	Cash Liabilities	<b>2,284,074.00</b>
SCHOOL, COUNTY, SPECIAL DISTRICT TAXES	<b>6,369,833.41</b>	Net Valuation Taxable-County	<b>325,296,876</b>	Reserves for Receivables	<b>1,037,550.00</b>
RESERVE FOR UNCOLLECTED TAXES	<b>519,697.00</b>	State Equalized Valuation	<b>347,010,624</b>	Surplus Dec. 31, 1990	<b>1,387,576.00</b>
<b>EXPENDITURES</b>	<b>8,177,655.41</b>	State Equalization Ratio	<b>98.87</b>	Total	<b>4,709,200.00</b>

0433  
Population 1980 9  
Population 1990 35  
S & P Rating  
Moody Rating

General Tax Rate Per \$100. 1.81  
State Equalized Tax Rate 1.82

TAVISTOCK BOROUGH - CAMDEN COUNTY  
Form of Government  
Commission (1911)  
Number of Members - 3

PER CAPITA:  
Gross Debt  
Net Debt  
Debt Service  
Total Tax Levy 1,493.89  
Municipal Expenditures 854.40

PER CENT:  
Gross Debt  
Net Debt  
Tax Levy Collected 100.00  
Tax Levy Cancelled, Abated  
or Adjusted

EXPENDITURES	REVENUES-REALIZED	1990 PROPERTY TAX
GENERAL GOVERNMENT		STATE EQUALIZED TAX RATE
Governing Body & Public Boards		Local District School Taxes
Municipal Clerk		Regional & Consolidated School Tax
Financial Administration 3,900.00	1990 Property Taxes Collected 54,145.00	School Taxes in Municipal Budget
Assessment of Taxes 675.00	1990 Payments in Lieu of Taxes	County Taxes 1.01 29,013.76
Collection of Taxes 1,000.00	Delinquent Tax & Lien Collections	County Library Taxes .03 782.32
Planning, Housing & Development	Business Personality Replacement Taxes 2,316.00	Local Municipal Purpose Taxes .78 22,297.00
Human Resources	Taxes from Public Utilities 1,022.00	Veteran & Senior Citizen Taxes
Elections 1,500.00	Other Miscellaneous Tax Revenues	Total Taxes for Rate Computation 1.82 52,093.08
General Administration (other) 12,100.00	State Aid Revenues	Special District Taxes
JUDICIARY	Federal Aid Revenues	Bank Corp. Taxes
Municipal Courts	State and Local Fiscal Assistance Act Utilized	Added and Omitted Taxes 193.00
PUBLIC SAFETY	Sale of Acquired Property	Total Taxes Levied - ABSTRACT 52,286.08
Fire Protection 650.00	Other Miscellaneous Revenues 874.00	Total Taxes Billed 54,145.00
Police Protection 1,100.00	Total 58,357.00	1990 TAXES COLLECTED 54,145.00
Civil Defense & Disaster Control	Prior Years Surplus Appropriated 4,000.00	1990 Taxes Cancelled, Abated or Adjusted
Environmental Inspection & Control	REVENUES TOTAL 62,357.00	Transfer to Tax Title Liens or Foreclosed
Other Public Safety	Reserve For Uncollected Taxes	Balance Outstanding Dec. 31, 1990
PUBLIC WORKS	CAPITAL OUTLAY TOTAL	PRIOR YEARS TAXES OUTSTANDING
Streets and Drainage 5,650.00	Public Enterprises	Balance January 1, 1990
Sewers and Sewage Processing	Recreation-Culture	Collected in 1990
Garbage and Trash Disposal	Public Works	Cancelled, Abated or Adjusted 1990
Public Buildings and Grounds	Buildings and Grounds	Transfers to Tax Title Liens or Foreclosed
Other Public Works	Library and Education	Balance December 31, 1990
HEALTH and WELFARE	Conservation	TAX TITLE LIENS OUTSTANDING
Health Services Except Environmental	All Other	Balance January 1, 1990
Welfare-Public Assistance	CAPITAL DEBT AUTHORIZED, DECEMBER 31, 1990	Transfer From Taxes
Hospital, Clinics, First Aid	ISSUED AND UNISSUED GROSS DEBT NET DEBT	Redeemed in 1990
Animal, Insect, & Rodent Control	School	Cancelled, Abated or Adjusted (1990)
Other Welfare Services	Self-Liquidating	Transfers to Foreclosed Property
RECREATION and CONSERVATION	Other	Balance December 31, 1990
Beaches and Boardwalks	Total	PROPERTY ACQUIRED BY DEED OR
Parks, Playgrounds, Shade Trees	ISSUED AND OUTSTANDING	FORECLOSURE
Land Reclamation & Conservation	School	Balance January 1, 1990
Other Recreational Services	Self-Liquidating	Transfers From Taxes or Liens
EDUCATION (excluding schools)	Other	Sale for Cash (1990)
Libraries	Total	Cancelled, Abated or Adjusted (1990)
Other Educational Services	EQUALIZED VALUATION BASIS	Balance December 31, 1990
STATUTORY EXPENDITURES	FOR NET DEBT COMPUTATION 2,835,044	CURRENT FINANCES DECEMBER 31, 1990
Pensions & F. I. C. A. 650.00	REAL PROPERTY VALUATIONS	ASSETS
Employee Fringe Benefits	Code Class # of Parcels % VAL'N ASSESSED VALUATION	Cash Dec. 31, 1990 17,026.00
Other Statutory Expenditures 100.00	1 Vacant Land 3 31.83 917,300.00	Taxes Receivable
CETA And Other Public Employment Programs	2 Residential 31.83	Tax Title Liens
MUNICIPAL FUNCTIONS TOTAL 27,325.00	3 Farm 68.17 1,954,300.00	Foreclosed Property
CAPITAL IMPROVEMENTS *MEMO*	4a Commercial 11 68.17	Emergencies & Other Deferred Charges
DEBT SERVICE	4b Industrial 14 2,881,600.00	State and Federal Aid Receivable
Principal Payments	4c Apartments	Other Receivables
Interest Payments	Total 14 2,881,600.00	Total 17,026.00
DEFERRED CHARGES 2,579.00	Land Area .27 Sq. Miles	LIABILITIES, RESERVES, AND SURPLUS
SCHOOL, COUNTY, SPECIAL DISTRICT TAXES 29,796.08	Net Valuation Taxable-Municipal 2,886,041	Cash Liabilities 14,408.00
RESERVE FOR UNCOLLECTED TAXES	Net Valuation Taxable-County 3,040,469	Reserves for Receivables
EXPENDITURES TOTAL 59,700.03	State Equalized Valuation 2,866,010	Surplus Dec. 31, 1990 2,618.00
	State Equalization Ratio 100.70	Total 17,026.00

0260  
Population 1980 39,007  
Population 1990 37,825  
S & P Rating  
Moody Rating AA

General Tax Rate Per \$100. 2.07  
State Equalized Tax Rate 2.07

TEANECK TOWNSHIP - BERGEN COUNTY  
Form of Government  
Council-Manager (1923)  
Number of Members - 7

PER CAPITA:  
Gross Debt 170.50  
Net Debt 123.04  
Debt Service 3.89  
Total Tax Levy 1,578.78  
Municipal Expenditures 710.35  
PER CENT:  
Gross Debt .23  
Net Debt .17  
Tax Levy Collected 97.63  
Tax Levy Cancelled, Abated or Adjusted .17

EXPENDITURES		REVENUES-REALIZED		1990 PROPERTY TAX	
GENERAL GOVERNMENT				STATE EQUALIZED TAX RATE 1.12	
Governing Body & Public Boards	275,944.26	1990 Property Taxes Collected 58,313,598.65		Local District School Taxes 32,117,114.00	
Municipal Clerk		1990 Payments in Lieu of Taxes		Regional & Consolidated School Tax	
Financial Administration	388,613.23	Delinquent Tax & Lien Collections 1,369,682.71		School Taxes in Municipal Budget	
Assessment of Taxes	159,104.31	Business Personalty Replacement Taxes 373,333.32		County Taxes .24	
Collection of Taxes		Taxes from Public Utilities 2,233,241.00		County Library Taxes	
Planning, Housing & Development	49,928.78	Other Miscellaneous Tax Revenues 148,370.90		Local Municipal Purpose Taxes .72	
Human Resources	138,408.00	State Aid Revenues 157,469.17		Veteran & Senior Citizen Taxes	
Elections		Federal Aid Revenues		Total Taxes for Rate Computation 2.08	
General Administration (other)	3,012,488.27	State and Local Fiscal Assistance Act Utilized		Special District Taxes	
JUDICIARY		Sale of Acquired Property 12,400.00		Bank Corp. Taxes	
Municipal Courts	220,105.75	Other Miscellaneous Revenues		Added and Omitted Taxes	
PUBLIC SAFETY		Total 65,261,988.32		Total Taxes Levied - ABSTRACT	
Fire Protection	4,544,361.47	Prior Years Surplus Appropriated 1,670,000.00		Total Taxes Billed	
Police Protection	4,514,422.89	REVENUES TOTAL 66,931,084.07		1990 TAXES COLLECTED	
Civil Defense & Disaster Control		Reserve For Uncollected Taxes 1,514,485.00		1990 Taxes Cancelled, Abated or Adjusted	
Environmental Inspection & Control	223,162.17	CAPITAL OUTLAY TOTAL 1,346,037.79		Transfer to Tax Title Liens or Foreclosed	
Other Public Safety				Balance Outstanding Dec. 31, 1990	
PUBLIC WORKS				PRIOR YEARS TAXES OUTSTANDING	
Streets and Drainage	322,323.03	Public Enterprises		Balance January 1, 1990	
Sewers and Sewage Processing	2,336,568.12	Recreation-Culture 282,948.44		Collected in 1990	
Garbage and Trash Disposal	970,547.21	Public Works 36,082.04		Cancelled, Abated or Adjusted 1990	
Public Buildings and Grounds	644,528.44	Buildings and Grounds 1,027,007.31		Transfers to Tax Title Liens or Foreclosed	
Other Public Works	1,047,157.13	Library and Education		Balance December 31, 1990	
HEALTH and WELFARE		Conservation		TAX TITLE LIENS OUTSTANDING	
Health Services Except Environmental	57,662.00	All Other		Balance January 1, 1990	
Welfare-Public Assistance	400,368.28	CAPITAL DEBT AUTHORIZED, DECEMBER 31, 1990		Transfer From Taxes	
Hospital, Clinics, First Aid		ISSUED AND UNISSUED GROSS DEBT NET DEBT		Redeemed in 1990	
Animal, Insect, & Rodent Control		School 1,795,000		Cancelled, Abated or Adjusted (1990)	
Other Welfare Services		Self-Liquidating 4,654,150		Transfers to Foreclosed Property	
RECREATION and CONSERVATION		Other 4,654,150		Balance December 31, 1990	
Beaches and Boardwalks	533,915.58	Total 6,449,150		PROPERTY ACQUIRED BY DEED OR	
Parks, Playgrounds, Shade Trees	6,734.63	ISSUED AND OUTSTANDING		FORECLOSURE	
Land Reclamation & Conservation	590,126.68	School 1,795,000.00		Balance January 1, 1990	
Other Recreational Services		Self-Liquidating		Transfers From Taxes or Liens	
EDUCATION (excluding schools)		Other		Sale for Cash (1990)	
Libraries	1,053,000.00	Total 1,795,000.00		Cancelled, Abated or Adjusted (1990)	
Other Educational Services		EQUALIZED VALUATION BASIS		Balance December 31, 1990	
STATUTORY EXPENDITURES		FOR NET DEBT COMPUTATION 2,818,390.076		CURRENT FINANCES DECEMBER 31, 1990	
Pensions & F. I. C. A.	2,228,859.65	REAL PROPERTY VALUATIONS		ASSETS	
Employee Fringe Benefits	573,500.00	Code Class # of Parcels % VAL'N ASSESSED VALUATION		Cash Dec. 31, 1990	
Other Statutory Expenditures		1 Vacant Land 101 .52 14,957,000.00		Taxes Receivable	
CETA And Other Public Employment Programs	24,296,829.88	2 Residential 11049 84.02 2,416,551,800.00		Tax Title Liens	
MUNICIPAL FUNCTIONS TOTAL	438,250.00	3 Farm 376 11.04 317,628,400.00		Foreclosed Property	
CAPITAL IMPROVEMENTS *MEMO*		4a Commercial 19 1.62 46,519,100.00		Emergencies & Other Deferred Charges	
DEBT SERVICE		4b Industrial 59 2.80 80,530,900.00		State and Federal Aid Receivable	
Principal Payments	143,000.00	4c Apartments 11604 2,876,187,200.00		Other Receivables	
Interest Payments	4,290.00	Total 5.90 Sq. Miles		Total	
DEFERRED CHARGES	910,200.00	Land Area 5.90 Sq. Miles		LIABILITIES, RESERVES, AND SURPLUS	
SCHOOL, COUNTY, SPECIAL DISTRICT TAXES	38,918,959.33	Net Valuation Taxable-Municipal 2,882,017,262		Cash Liabilities	
RESERVE FOR UNCOLLECTED TAXES	1,514,485.00	Net Valuation Taxable-County 2,928,673,714		Reserves for Receivables	
EXPENDITURES TOTAL	65,787,764.21	State Equalized Valuation 2,877,422,714		Surplus Dec. 31, 1990	
		State Equalization Ratio 100.16		Total	



0261

Population 1980 13,552  
 Population 1990 13,326  
 S & P Rating  
 Moody Rating AA

General Tax Rate Per \$100. 3.67  
 State Equalized Tax Rate 1.56

**TENAFLY BOROUGH - BERGEN COUNTY**  
 Form of Government  
 Borough Council  
 Number of Members - 6

PER CAPITA:  
 Gross Debt 1,048.04  
 Net Debt 790.72  
 Debt Service 90.44  
 Total Tax Levy 2,261.87  
 Municipal Expenditures 1,175.27

PER CENT:  
 Gross Debt .77  
 Net Debt .58  
 Tax Levy Collected 98.74  
 Tax Levy Cancelled, Abated or Adjusted .21

EXPENDITURES		REVENUES-REALIZED		1990 PROPERTY TAX	
<b>GENERAL GOVERNMENT</b>				<b>STATE EQUALIZED TAX RATE</b>	
Governing Body & Public Boards	105,533.00	1990 Property Taxes Collected	29,835,113.41	Local District School Taxes .83	15,931,922.25
Municipal Clerk	30,325.00	1990 Payments in Lieu of Taxes		Regional & Consolidated School Tax	
Financial Administration	91,988.00	Delinquent Tax & Lien Collections	306,632.71	School Taxes in Municipal Budget	
Assessment of Taxes	187,220.00	Business Personalty Replacement Taxes	146,394.25	County Taxes .23	4,457,472.80
Collection of Taxes	45,975.00	Taxes from Public Utilities	1,017,525.00	County Library Taxes	
Planning, Housing & Development	104,511.00	Other Miscellaneous Tax Revenues		Local Municipal Purpose Taxes .50	9,629,398.65
Human Resources	5,059.00	State Aid Revenues	177,682.59	Veteran & Senior Citizen Taxes	74,250.00
Elections	704,392.36	Federal Aid Revenues		Total Taxes for Rate Computation 1.56	30,093,043.70
General Administration (other)		State and Local Fiscal Assistance Act Utilized		Special District Taxes	
<b>JUDICIARY</b>		Sole of Acquired Property		Bank Corp. Taxes	
Municipal Courts	49,523.00	Other Miscellaneous Revenues	950,384.37	Added and Omitted Taxes	122,912.15
<b>PUBLIC SAFETY</b>		Total	32,333,732.33	Total Taxes Levied - ABSTRACT	30,141,705.85
Fire Protection	343,532.72	Prior Years Surplus Appropriated	1,100,000.00	Total Taxes Billed	30,216,827.77
Police Protection	1,998,203.09	REVENUES TOTAL	33,433,732.33	1990 TAXES COLLECTED	29,835,113.41
Civil Defense & Disaster Control	2,153,947.00	Reserve For Uncollected Taxes	680,486.25	1990 Taxes Cancelled, Aboted or Adjusted	64,760.53
Environmental Inspection & Control	121,169.00	<b>CAPITAL OUTLAY</b>	1,092,134.62	Transfer to Tax Title Liens or Foreclosed	33.03
Other Public Safety		<b>TOTAL</b>		Balance Outstanding Dec. 31, 1990	316,920.80
<b>PUBLIC WORKS</b>				<b>PRIOR YEARS TAXES OUTSTANDING</b>	
Streets and Drainage	865,523.00	Public Enterprises		Balance January 1, 1990	308,189.74
Sewers and Sewage Processing	2,440,624.75	Recreation-Culture		Collected in 1990	306,632.71
Garbage and Trash Disposal	997,511.00	Public Works	161,460.19	Cancelled, Abated or Adjusted 1990	1,557.03
Public Buildings and Grounds	160,872.00	Buildings and Grounds	930,674.43	Transfers to Tax Title Liens or Foreclosed	
Other Public Works	57,600.00	Library and Education		Balance December 31, 1990	
<b>HEALTH and WELFARE</b>		Conservation		<b>TAX TITLE LIENS OUTSTANDING</b>	
Health Services Except Environmental	183,160.35	All Other		Balance January 1, 1990	6,100.37
Welfare-Public Assistance	15,705.00	<b>CAPITAL DEBT AUTHORIZED, DECEMBER 31, 1990</b>		Transfer From Taxes	33.03
Hospital, Clinics, First Aid		<b>ISSUED AND UNISSUED</b>		Redeemed in 1990	
Animal, Insect, & Rodent Control	7,500.00	<b>GROSS DEBT</b>		Cancelled, Abated or Adjusted (1990)	5,481.77
Other Welfare Services		School	3,429,000.00	Transfers to Foreclosed Property	
<b>RECREATION and CONSERVATION</b>		Self-Liquidating		Balance December 31, 1990	651.63
Beaches and Boardwalks		Other	10,537,139	<b>PROPERTY ACQUIRED BY DEED OR FORECLOSURE</b>	
Parks, Playgrounds, Shade Trees	424,362.00	Total	13,966,139	Balance January 1, 1990	18,200.00
Land Reclamation & Conservation	116,231.76	<b>ISSUED AND OUTSTANDING</b>		Transfers From Taxes or Liens	
Other Recreational Services	729,564.42	School		Sale for Cash (1990)	
<b>EDUCATION (excluding schools)</b>		Self-Liquidating		Cancelled, Abated or Adjusted (1990)	
Libraries	557,149.81	Other		Balance December 31, 1990	18,200.00
Other Educational Services	1,690.00	Total		<b>CURRENT FINANCES DECEMBER 31, 1990</b>	
<b>STATUTORY EXPENDITURES</b>		<b>EQUALIZED VALUATION BASIS</b>		<b>ASSETS</b>	
Pensions & F. I. C. A.	536,464.58	<b>FOR NET DEBT COMPUTATION</b>	1,818,745,711	Cash Dec. 31, 1990	2,817,908.63
Employee Fringe Benefits	594,895.00	<b>REAL PROPERTY VALUATIONS</b>		Taxes Receivable	361,920.80
Other Statutory Expenditures	1,000.00	Code Class # of Parcels % VAL'N		Tax Title Liens	651.63
CETA And Other Public Employment Programs		1 Vacant Land 111 .72		Foreclosed Property	18,200.00
<b>MUNICIPAL FUNCTIONS</b>		2 Residential 4197 89.95		Emergencies & Other Deferred Charges	71,236.71
<b>CAPITAL IMPROVEMENTS</b>		3 Farm		State and Federal Aid Receivable	7,444.00
<b>DEBT SERVICE</b>		4a Commercial 187 7.60		Other Receivables	3,471.13
Principal Payments	575,000.00	4b Industrial 15 .84		Total	3,280,832.90
Interest Payments	630,236.06	4c Apartments 9 .90		<b>LIABILITIES, RESERVES, AND SURPLUS</b>	
		Total 4519		Cash Liabilities	1,710,510.79
<b>DEFERRED CHARGES</b>		Land Area 4.40 Sq. Miles		Reserves for Receivables	384,243.56
SCHOOL, COUNTY, SPECIAL DISTRICT TAXES	144,617.89	Net Valuation Taxable-Municipal	820,066,545	Surplus Dec. 31, 1990	1,186,078.55
SCHOOL, COUNTY, SPECIAL DISTRICT TAXES	20,389,395.05	Net Valuation Taxable-County	1,877,514,711	Total	3,280,832.90
RESERVE FOR UNCOLLECTED TAXES	680,486.25	State Equalized Valuation	1,929,441,281		
<b>EXPENDITURES</b>		State Equalization Ratio	42.47		
<b>TOTAL</b>	36,051,017.09				

0262

Population 1980 19  
 Population 1990 22  
 S & P Rating  
 Moody Rating

General Tax Rate Per \$100. .72  
 State Equalized Tax Rate 1.02

TETERBORO BOROUGH - BERGEN COUNTY  
 Form of Government  
 Council-Manager (1923)  
 Number of Members - 5

## PER CAPITA:

Gross Debt 4,236.36  
 Net Debt 4,236.36  
 Debt Service  
 Total Tax Levy 9,781.90  
 Municipal Expenditures 4,522.56

## PER CENT:

Gross Debt .26  
 Net Debt .26  
 Tax Levy Collected 99.71  
 Tax Levy Cancelled, Abated or Adjusted .23

EXPENDITURES		REVENUES-REALIZED		1990 PROPERTY TAX	
GENERAL GOVERNMENT		1990 Property Taxes Collected		STATE EQUALIZED TAX RATE	
Governing Body & Public Boards		1990 Payments in Lieu of Taxes	2,208,246.17	Local District School Taxes	8,665.00
Municipal Clerk	59,168.00	Delinquent Tax & Lien Collections	13,471.81	Regional & Consolidated School Tax	
Financial Administration	14,970.00	Business Personalty Replacement Taxes	9,340.80	School Taxes in Municipal Budget	
Assessment of Taxes	12,501.00	Taxes from Public Utilities	161,253.63	County Taxes	.24 512,049.93
Collection of Taxes	18,656.00	Other Miscellaneous Tax Revenues	90,075.00	County Library Taxes	
Planning, Housing & Development		State Aid Revenues	28,391.94	Local Municipal Purpose Taxes	.77 1,674,486.85
Human Resources		Federal Aid Revenues		Veteran & Senior Citizen Taxes	
Elections	3,500.00	State and Local Fiscal Assistance Act Utilized		Total Taxes for Rate Computation	1.01 2,195,201.78
General Administration (other)	383,479.25	Sale of Acquired Property		Special District Taxes	
JUDICIARY		Other Miscellaneous Revenues	191,952.07	Bank Corp. Taxes	
Municipal Courts	56,827.73	Prior Years Surplus Appropriated	2,702,731.47	Added and Omitted Taxes	
PUBLIC SAFETY		REVENUES TOTAL	3,057,731.47	Total Taxes Levied - ABSTRACT	2,195,201.78
Fire Protection	77,250.00	Reserve For Uncollected Taxes	35,545.39	Total Taxes Billed	2,214,571.00
Police Protection	469,135.64	CAPITAL OUTLAY TOTAL	44,420.93	1990 TAXES COLLECTED	2,208,246.17
Civil Defense & Disaster Control		Public Enterprises		1990 Taxes Cancelled, Abated or Adjusted	5,040.00
Environmental Inspection & Control	41,611.00	Recreation-Culture		Transfer to Tax Title Liens or Foreclosed	
Other Public Safety		Public Works	44,017.93	Balance Outstanding Dec. 31, 1990	1,234.83
PUBLIC WORKS		Buildings and Grounds	403.00	PRIOR YEARS TAXES OUTSTANDING	
Streets and Drainage	128,408.00	Library and Education		Balance January 1, 1990	9,340.80
Sewers and Sewage Processing	405,285.00	Conservation		Collected in 1990	9,340.80
Garbage and Trash Disposal	3,400.00	All Other		Cancelled, Abated or Adjusted 1990	
Public Buildings and Grounds	68,151.86	CAPITAL DEBT AUTHORIZED, DECEMBER 31, 1990		Transfers to Tax Title Liens or Foreclosed	
Other Public Works		ISSUED AND UNISSUED		Balance December 31, 1990	
HEALTH and WELFARE		School		TAX TITLE LIENS OUTSTANDING	
Health Services Except Environmental	26,696.00	Self-Liquidating		Balance January 1, 1990	
Welfare-Public Assistance		Other	533,200	Transfer From Taxes	
Hospital, Clinics, First Aid		Total	533,200	Redeemed in 1990	
Animal, Insect, & Rodent Control		ISSUED AND OUTSTANDING		Cancelled, Abated or Adjusted (1990)	
Other Welfare Services		School		Transfers to Foreclosed Property	
RECREATION and CONSERVATION		Self-Liquidating		Balance December 31, 1990	
Beaches and Boardwalks		Other	533,200.00	PROPERTY ACQUIRED BY DEED OR	
Parks, Playgrounds, Shade Trees		Total	533,200.00	FORECLOSURE	
Land Reclamation & Conservation	27,135.57	EQUALIZED VALUATION BASIS		Balance January 1, 1990	
Other Recreational Services		FOR NET DEBT COMPUTATION	203,652,312	Transfers From Taxes or Liens	
EDUCATION (excluding schools)		REAL PROPERTY VALUATIONS		Sale for Cash (1990)	
Libraries		Code Class # of Parcels % VAL'N		Cancelled, Abated or Adjusted (1990)	
Other Educational Services		1 Vacant Land 5 .41	1,267,000.00	Balance December 31, 1990	
STATUTORY EXPENDITURES		2 Residential 7 .33	1,000,800.00	CURRENT FINANCES DECEMBER 31, 1990	
Pensions & F. I. C. A.	151,400.00	3 Farm 3 .53	1,624,500.00	ASSETS	
Employee Fringe Benefits	310,375.84	4a Commercial 59 98.73	302,423,300.00	Cash Dec. 31, 1990	929,383.18
Other Statutory Expenditures		4b Industrial 74	306,315,600.00	Taxes Receivable	1,284.83
CETA And Other Public Employment Programs		Total		Tax Title Liens	
MUNICIPAL FUNCTIONS TOTAL	2,257,950.89	Land Area 1.20 Sq. Miles		Foreclosed Property	
CAPITAL IMPROVEMENTS *MEMO*	20,000.00	Net Valuation Taxable-Municipal	307,579,306	Emergencies & Other Deferred Charges	18,000.00
DEBT SERVICE		Net Valuation Taxable-County	213,000,222	State and Federal Aid Receivable	
Principal Payments		State Equalized Valuation	216,599,804	Other Receivables	58,668.74
Interest Payments		State Equalization Ratio	142.25	Total	1,007,336.75
DEFERRED CHARGES	6,000.00			LIABILITIES, RESERVES, AND SURPLUS	
SCHOOL, COUNTY, SPECIAL DISTRICT TAXES	520,714.93			Cash Liabilities	395,685.92
RESERVE FOR UNCOLLECTED TAXES	35,545.39			Reserves for Receivables	59,953.57
EXPENDITURES TOTAL	2,820,211.21			Surplus Dec. 31, 1990	551,697.26
				Total	1,007,336.75

1024

Population 1980 4,094  
 Population 1990 4,803  
 S & P Rating  
 Moody Rating

General Tax Rate Per \$100. 2.49  
 State Equalized Tax Rate 1.43

TEWKSBURY TWP. - HUNTERDON COUNTY  
 Form of Government  
 Township Committee  
 Number of Members - 3

PER CAPITA:  
 Gross Debt 1,297.20  
 Net Debt 1,218.13  
 Debt Service 51.90  
 Total Tax Levy 2,224.81  
 Municipal Expenditures 717.92

PER CENT:  
 Gross Debt .90  
 Net Debt .85  
 Tax Levy Collected 94.07  
 Tax Levy Cancelled, Abated or Adjusted 1.34

EXPENDITURES		REVENUES-REALIZED		1990 PROPERTY TAX	
GENERAL GOVERNMENT		1990 Property Taxes Collected		STATE EQUALIZED TAX RATE	
Governing Body & Public Boards		10,058,852.79		Local District School Taxes	.48 3,549,749.00
Municipal Clerk				Regional & Consolidated School Tax	.44 3,267,842.65
Financial Administration	79,266.82	1990 Payments in Lieu of Taxes		School Taxes in Municipal Budget	
Assessment of Taxes	204,320.00	Delinquent Tax & Lien Collections		County Taxes	.32 2,324,416.83
Collection of Taxes	29,883.00	Business Personalty Replacement Taxes		County Library Taxes	.02 150,510.73
Planning, Housing & Development	196,394.33	Taxes from Public Utilities		Local Municipal Purpose Taxes	.16 1,206,639.51
Human Resources	42,652.67	Other Miscellaneous Tax Revenues		Veteran & Senior Citizen Taxes	
Elections		State Aid Revenues		Total Taxes for Rate Computation	1.42 10,518,808.72
General Administration (other)	517,654.00	Federal Aid Revenues		Special District Taxes	
JUDICIARY		State and Local Fiscal Assistance Act Utilized		Bank Corp. Taxes	
Municipal Courts	20,248.85	Sale of Acquired Property		Added and Omitted Taxes	186,614.57
PUBLIC SAFETY		Other Miscellaneous Revenues		Total Taxes Levied - ABSTRACT	10,685,773.29
Fire Protection	100,500.00	Total		Total Taxes Billed	10,693,231.73
Police Protection	410,131.93	Prior Years Surplus Appropriated		1990 TAXES COLLECTED	10,058,852.79
Civil Defense & Disaster Control		REVENUES TOTAL		1990 Taxes Cancelled, Abated or Adjusted	143,075.83
Environmental Inspection & Control		Reserve For Uncollected Taxes		Transfer to Tax Title Liens or Foreclosed	2,726.55
Other Public Safety	60,400.00	CAPITAL OUTLAY TOTAL		Balance Outstanding Dec. 31, 1990	488,576.56
PUBLIC WORKS		Public Enterprises		PRIOR YEARS TAXES OUTSTANDING	
Streets and Drainage	511,727.00	Recreation-Culture		Balance January 1, 1990	714,049.84
Sewers and Sewage Processing		Public Works		Collected in 1990	537,843.97
Garbage and Trash Disposal	33,500.00	Buildings and Grounds		Cancelled, Abated or Adjusted 1990	7,518.61
Public Buildings and Grounds	62,546.15	Library and Education		Transfers to Tax Title Liens or Foreclosed	
Other Public Works		Conservation		Balance December 31, 1990	168,687.26
HEALTH and WELFARE		All Other		TAX TITLE LIENS OUTSTANDING	
Health Services Except Environmental	12,500.00	CAPITAL DEBT AUTHORIZED, DECEMBER 31, 1990		Balance January 1, 1990	32,998.50
Welfare-Public Assistance	1,175.00	ISSUED AND UNISSUED GROSS DEBT NET DEBT		Transfer From Taxes	2,726.55
Hospital, Clinics, First Aid		School 379,785		Redeemed in 1990	
Animal, Insect, & Rodent Control	86,226.47	Self-Liquidating 375,673		Cancelled, Abated or Adjusted (1990)	
Other Welfare Services		Other 5,475,000		Transfers to Foreclosed Property	
RECREATION and CONSERVATION		Total 6,230,458		Balance December 31, 1990	35,725.05
Beaches and Boardwalks		ISSUED AND OUTSTANDING		PROPERTY ACQUIRED BY DEED OR FORECLOSURE	
Parks, Playgrounds, Shade Trees	6,000.00	School 379,785.25		Balance January 1, 1990	
Land Reclamation & Conservation	30,539.40	Self-Liquidating 315,223.16		Transfers From Taxes or Liens	
Other Recreational Services	10,000.00	Other 4,700,000.00		Sole for Cash (1990)	
EDUCATION (excluding schools)		Total 5,395,008.41		Cancelled, Abated or Adjusted (1990)	
Libraries	5,000.00	EQUALIZED VALUATION BASIS		Balance December 31, 1990	
Other Educational Services	1,300.00	FOR NET DEBT COMPUTATION		CURRENT FINANCES DECEMBER 31, 1990	
STATUTORY EXPENDITURES		REAL PROPERTY VALUATIONS		ASSETS	
Pensions & F. I. C. A.	127,210.00	Code Class # of Parcels % VAL'N ASSESSED VALUATION		Cash Dec. 31, 1990	4,027,914.05
Employee Fringe Benefits	94,000.00	1 Vacant Land 359 7.29 30,693,300.00		Taxes Receivable	657,263.82
Other Statutory Expenditures	6,500.00	2 Residential 1442 71.30 300,208,775.00		Tax Title Liens	35,725.05
CETA And Other Public Employment Programs		3 Farm 736 16.26 68,466,745.00		Foreclosed Property	
MUNICIPAL FUNCTIONS TOTAL	2,649,735.62	4a Commercial 114 4.20 17,922,680.00		Emergencies & Other Deferred Charges	250,000.00
CAPITAL IMPROVEMENTS *MEMO*		4b Industrial 1 .89 3,743,600.00		State and Federal Aid Receivable	1,337.51
DEBT SERVICE		4c Apartments		Other Receivables	204,404.15
Principal Payments		Total 2652 421,035,100.00		Total	5,176,644.58
Interest Payments	249,200.00	Land Area 31.80 Sq. Miles		LIABILITIES, RESERVES, AND SURPLUS	
DEFERRED CHARGES	9,901.12	Net Valuation Taxable-Municipal		Cash Liabilities	621,008.24
SCHOOL, COUNTY, SPECIAL DISTRICT TAXES	9,292,519.21	Net Valuation Taxable-County		Reserves for Receivables	897,393.02
RESERVE FOR UNCOLLECTED TAXES	539,191.76	State Equalized Valuation		Surplus Dec. 31, 1990	3,658,243.32
EXPENDITURES TOTAL	12,747,637.71	State Equalization Ratio		Total	5,176,644.58



1336  
Population 1980 7,740  
Population 1990 12,361  
S & P Rating  
Moody Rating

General Tax Rate Per \$100. 1.73  
State Equalized Tax Rate 1.84

TINTON FALLS BORO. - MONMOUTH CO.  
Form of Government  
Mayor-Council Plan B (OMCL 50)  
Number of Members - 5

PER CAPITA:  
Gross Debt 1,109.07  
Net Debt 1,072.92  
Debt Service 56.28  
Total Tax Levy 1,374.54  
Municipal Expenditures 652.10  
PER CENT:  
Gross Debt 1.75  
Net Debt 1.70  
Tax Levy Collected 93.96  
Tax Levy Cancelled, Abated or Adjusted 1.31

EXPENDITURES		REVENUES-REALIZED		1990 PROPERTY TAX	
GENERAL GOVERNMENT				STATE EQUALIZED TAX RATE	
Governing Body & Public Boards		1990 Property Taxes Collected	15,985,828.44	Local District School Taxes	7,075,065.11
Municipal Clerk		1990 Payments in Lieu of Taxes		Regional & Consolidated School Tax	3,410,337.07
Financial Administration	213,846.00	Delinquent Tax & Lien Collections	327,848.81	School Taxes in Municipal Budget	
Assessment of Taxes	122,299.00	Business Personality Replacement Taxes	178,046.40	County Taxes	* 3,540,076.55
Collection of Taxes		Taxes from Public Utilities	942,529.00	County Library Taxes	116,055.37
Planning, Housing & Development	176,147.00	Other Miscellaneous Tax Revenues		Local Municipal Purpose Taxes	1,475,000.00
Human Resources	53,268.20	State Aid Revenues	55,608.19	Veteran & Senior Citizen Taxes	51,750.00
Elections		Federal Aid Revenues		Total Taxes for Rate Computation	1.84 16,268,284.10
General Administration (other)	988,393.00	State and Local Fiscal Assistance Act Utilized		Special District Taxes	597,097.00
JUDICIARY		Sale of Acquired Property		Bank Corp. Taxes	
Municipal Courts	169,074.98	Other Miscellaneous Revenues		Added and Omitted Taxes	177,044.69
PUBLIC SAFETY		Total	22,580,119.36	Total Taxes Levied - ABSTRACT	16,990,675.79
Fire Protection	42,636.00	Prior Years Surplus Appropriated	728,000.00	Total Taxes Billed	17,015,368.51
Police Protection	1,778,257.28	REVENUES TOTAL	23,308,119.36	1990 TAXES COLLECTED	15,986,828.44
Civil Defense & Disaster Control	4,700.00	Reserve For Uncollected Taxes	600,000.00	1990 Taxes Cancelled, Abated or Adjusted	222,627.55
Environmental Inspection & Control	400,317.00	CAPITAL OUTLAY TOTAL	1,083,056.59	Transfer to Tax Title Liens or Foreclosed	35,377.02
Other Public Safety				Balance Outstanding Dec. 31, 1990	770,534.90
PUBLIC WORKS				PRIOR YEARS TAXES OUTSTANDING	
Streets and Drainage	661,500.00	Public Enterprises	1,357.38	Balance January 1, 1990	422,419.41
Sewers and Sewage Processing	537,670.00	Recreation-Culture	128,656.32	Collected in 1990	327,848.81
Garbage and Trash Disposal		Public Works	816,886.93	Cancelled, Abated or Adjusted 1990	73,926.97
Public Buildings and Grounds	297,080.11	Buildings and Grounds	136,155.96	Transfers to Tax Title Liens or Foreclosed	16,040.05
Other Public Works		Library and Education		Balance December 31, 1990	4,603.58
HEALTH and WELFARE		Conservation		TAX TITLE LIENS OUTSTANDING	
Health Services Except Environmental	94,436.00	All Other		Balance January 1, 1990	
Welfare-Public Assistance	10,300.00			Transfer From Taxes	53,437.79
Hospital, Clinics, First Aid				Redeemed in 1990	
Animal, Insect, & Rodent Control				Cancelled, Abated or Adjusted (1990)	
Other Welfare Services				Transfers to Foreclosed Property	
RECREATION and CONSERVATION				Balance December 31, 1990	53,437.79
Beaches and Boardwalks				PROPERTY ACQUIRED BY DEED OR	
Parks, Playgrounds, Shade Trees				FORECLOSURE	
Land Reclamation & Conservation	1,000.00			Balance January 1, 1990	62,463.00
Other Recreational Services	135,865.00			Transfers From Taxes or Liens	
EDUCATION (excluding schools)				Sale for Cash (1990)	
Libraries				Cancelled, Abated or Adjusted (1990)	
Other Educational Services				Balance December 31, 1990	62,463.00
STATUTORY EXPENDITURES				CURRENT FINANCES DECEMBER 31, 1990	
Pensions & F. L. C. A.	587,158.00			ASSETS	
Employee Fringe Benefits	450,000.00			Cash Dec. 31, 1990	11,760,365.44
Other Statutory Expenditures				Taxes Receivable	775,138.48
CETA And Other Public Employment Programs				Tax Title Liens	53,437.79
MUNICIPAL FUNCTIONS TOTAL	6,728,997.57			Foreclosed Property	62,463.00
CAPITAL IMPROVEMENTS *MEMO*				Emergencies & Other Deferred Charges	119,760.00
DEBT SERVICE				State and Federal Aid Receivable	161,302.75
Principal Payments	472,000.00			Other Receivables	104,944.18
Interest Payments	223,664.32			Total	13,037,411.64
DEFERRED CHARGES	35,920.00			LIABILITIES, RESERVES, AND SURPLUS	
SCHOOL, COUNTY, SPECIAL DISTRICT TAXES	15,338,631.10			Cash Liabilities	11,421,527.15
RESERVE FOR UNCOLLECTED TAXES	600,000.00			Reserves for Receivables	995,983.45
EXPENDITURES TOTAL	23,399,212.99			Surplus Dec. 31, 1990	619,901.04
				Total	13,037,411.64

1612  
 Population 1980 11,448  
 Population 1990 10,177  
 S & P Rating  
 Moody Rating A

General Tax Rate Per \$100. 1.45  
 State Equalized Tax Rate 1.41

**TOTOWA BOROUGH - PASSAIC COUNTY**  
 Form of Government  
 Borough Council  
 Number of Members - 6

PER CAPITA:  
 Grass Debt 1,072.87  
 Net Debt 814.35  
 Debt Service 110.46  
 Total Tax Levy 1,677.64  
 Municipal Expenditures 748.54

PER CENT:  
 Grass Debt .93  
 Net Debt .70  
 Tax Levy Collected 96.36  
 Tax Levy Cancelled, Abated or Adjusted 1.37

EXPENDITURES		REVENUES-REALIZED		1990 PROPERTY TAX	
GENERAL GOVERNMENT		1990 Property Taxes Collected		STATE EQUALIZED TAX RATE	
Governing Body & Public Boards	16,907.00	16,530,342.00		Local District School Taxes .39	
Municipal Clerk		1990 Payments in Lieu of Taxes		Regional & Consolidated School Tax .27	
Financial Administration	89,472.00	345,102.00		School Taxes in Municipal Budget	
Assessment of Taxes	132,140.00	275,537.00		County Taxes .43	
Collection of Taxes	35,573.00	1,067,651.00		County Library Taxes	
Planning, Housing & Development	64,068.00	143,991.00		Local Municipal Purpose Taxes .32	
Human Resources	37,000.00	Federal Aid Revenues		Veteran & Senior Citizen Taxes	
Elections	4,425.00	State and Local Fiscal Assistance Act Utilized		Total Taxes for Rate Computation 1.41	
General Administration (other)	549,633.00	Sale of Acquired Property		Special District Taxes	
JUDICIARY		Other Miscellaneous Revenues		Bank Corp. Taxes	
Municipal Courts	81,005.00	Total		Added and Omitted Taxes	
PUBLIC SAFETY		20,595,868.00		Total Taxes Levied - ABSTRACT	
Fire Protection	122,653.00	950,000.00		Total Taxes Billed	
Police Protection	1,243,740.00	21,545,868.00		1990 TAXES COLLECTED	
Civil Defense & Disaster Control	2,750.00	Reserve For Uncollected Taxes		1990 Taxes Cancelled, Abated or Adjusted	
Environmental Inspection & Control	54,131.00	TOTAL		Transfer to Tax Title Liens or Foreclosed	
Other Public Safety		531,354.00		Balance Outstanding Dec. 31, 1990	
PUBLIC WORKS		CAPITAL OUTLAY		PRIOR YEARS TAXES OUTSTANDING	
Streets and Drainage	449,424.00	Public Enterprises		Balance January 1, 1990	
Sewers and Sewage Processing	1,295,919.00	Recreation—Culture		Collected in 1990	
Garbage and Trash Disposal	315,000.00	Public Works		Cancelled, Abated or Adjusted 1990	
Public Buildings and Grounds	74,974.00	Buildings and Grounds		Transfers to Tax Title Liens or Foreclosed	
Other Public Works	36,000.00	Library and Education		Balance December 31, 1990	
HEALTH and WELFARE		Conservation		TAX TITLE LIENS OUTSTANDING	
Health Services Except Environmental	50,123.00	All Other		Balance January 1, 1990	
Welfare-Public Assistance	10,816.00	CAPITAL DEBT AUTHORIZED, DECEMBER 31, 1990		Transfer From Taxes	
Hospital, Clinics, First Aid		ISSUED AND UNISSUED		Redeemed in 1990	
Animal, Insect, & Radent Control		GROSS DEBT		Cancelled, Abated or Adjusted (1990)	
Other Welfare Services		NET DEBT		Transfers to Foreclosed Property	
RECREATION and CONSERVATION		Schal 1,759,144		Balance December 31, 1990	
Beaches and Boardwalks	44,800.00	Self-Liquidating 563,197		PROPERTY ACQUIRED BY DEED OR	
Parks, Playgrounds, Shade Trees	26,039.00	Other 8,596,244		FORECLOSURE	
Land Reclamation & Conservation	21,539.00	Total 10,918,585		Balance January 1, 1990	
Other Recreational Services		ISSUED AND OUTSTANDING		Transfers From Taxes or Liens	
EDUCATION (excluding schools)		Schal 1,759,000.00		Sale for Cash (1990)	
Libraries	288,966.00	Self-Liquidating 535,000.00		Cancelled, Abated or Adjusted (1990)	
Other Educational Services		Other 7,693,000.00		Balance December 31, 1990	
STATUTORY EXPENDITURES		Total 9,987,000.00		CURRENT FINANCES DECEMBER 31, 1990	
Pensions & F. I. C. A.	339,192.00	EQUALIZED VALUATION BASIS		ASSETS	
Employee Fringe Benefits	280,296.00	FOR NET DEBT COMPUTATION		Cash Dec. 31, 1990	
Other Statutory Expenditures	1,000.00	REAL PROPERTY VALUATIONS		Taxes Receivable	
CETA And Other Public Employment Programs		Code Class # of Parcels % VAL'N		Tax Title Liens	
MUNICIPAL FUNCTIONS		ASSESSED VALUATION		Foreclosed Property	
CAPITAL IMPROVEMENTS		1 Vacant Land 189 2.41		Emergencies & Other Deferred Charges	
DEBT SERVICE		2 Residential 3061 46.68		State and Federal Aid Receivable	
Principal Payments	564,000.00	3 Farm 2 .05		Other Receivables	
Interest Payments	560,171.00	4a Commercial 200 28.33		Total	
DEFERRED CHARGES		4b Industrial 68 22.53		LIABILITIES, RESERVES, AND SURPLUS	
SCHOOL, COUNTY, SPECIAL DISTRICT TAXES		4c Apartments		Cash Liabilities	
RESERVE FOR UNCOLLECTED TAXES		Total 3520		Reserves for Receivables	
EXPENDITURES		Land Area 4.00 Sq. Miles		Surplus Dec. 31, 1990	
TOTAL		Net Valuation Taxable-Municipal		Total	
		Net Valuation Taxable-County			
		State Equalized Valuation			
		State Equalization Ratio			



1111

Population 1980 **92,124**  
 Population 1990 **88,675**  
 S & P Rating **A-**  
 Moody Rating **AAA**

General Tax Rate Per \$100. **18.69**  
 State Equalized Tax Rate **2.98**

**TRENTON CITY - MERCER COUNTY**  
 Form of Government  
**Mayor-Council Plan C (OMCL 50)**  
 Number of Members - 7

PER CAPITA:  
 Gross Debt **1,046.96**  
 Net Debt **495.15**  
 Debt Service **63.87**  
 Total Tax Levy **645.21**  
 Municipal Expenditures **998.23**

PER CENT:  
 Gross Debt **5.59**  
 Net Debt **2.64**  
 Tax Levy Collected **85.54**  
 Tax Levy Cancelled, Abated or Adjusted **1.53**

EXPENDITURES		REVENUES-REALIZED		1990 PROPERTY TAX	
<b>GENERAL GOVERNMENT</b>				<b>STATE EQUALIZED TAX RATE</b>	
Governing Body & Public Boards	338,485.00	1990 Property Taxes Collected	49,205,555.00	Local District School Taxes	1.23 23,425,801.50
Municipal Clerk	303,834.00	1990 Payments in Lieu of Taxes	4,880,231.00	Regional & Consolidated School Tax	
Financial Administration	522,263.00	Delinquent Tax & Lien Collections	4,176,517.00	School Taxes in Municipal Budget	.03 625,175.00
Assessment of Taxes	337,908.00	Business Personalty Replacement Taxes	1,672,238.00	County Taxes	.49 9,326,342.99
Collection of Taxes	264,405.00	Taxes from Public Utilities	4,142,387.00	County Library Taxes	
Planning, Housing & Development	1,103,739.00	Other Miscellaneous Tax Revenues		Local Municipal Purpose Taxes	1.23 23,317,695.00
Human Resources	6,777,858.00	State Aid Revenues	25,794,598.00	Veteran & Senior Citizen Taxes	
Elections	195,870.00	Federal Aid Revenues		Total Taxes for Rate Computation	2.98 57,651,364.49
General Administration (other)	6,423,813.00	State and Local Fiscal Assistance Act Utilized		Special District Taxes	
<b>JUDICIARY</b>		State and Local Fiscal Assistance Act Utilized		Bank Corp. Taxes	
Municipal Courts	1,227,420.00	Sale of Acquired Property		Added and Omitted Taxes	519,104.00
<b>PUBLIC SAFETY</b>		Other Miscellaneous Revenues	16,688,658.00	Total Taxes Levied - ABSTRACT	57,214,118.49
Fire Protection	12,656,730.00	Total	106,560,184.00	Total Taxes Billed	57,526,181.00
Police Protection	15,892,789.00	Prior Years Surplus Appropriated	1,600,000.00	1990 TAXES COLLECTED	49,205,555.00
Civil Defense & Disaster Control	379,214.00	REVENUES TOTAL	108,160,184.00	1990 Taxes Cancelled, Abated or Adjusted	878,873.00
Environmental Inspection & Control	687,181.00	Reserve For Uncollected Taxes	6,176,527.00	Transfer to Tax Title Liens or Foreclosed	58,228.00
Other Public Safety	36,070.00	<b>CAPITAL OUTLAY TOTAL</b>	7,100,819.00	Balance Outstanding Dec. 31, 1990	7,383,525.00
<b>PUBLIC WORKS</b>				<b>PRIOR YEARS TAXES OUTSTANDING</b>	
Streets and Drainage	2,315,094.00	Public Enterprises	4,614,321.00	Balance January 1, 1990	5,972,112.00
Sewers and Sewage Processing		Recreation—Culture		Collected in 1990	3,455,908.00
Garbage and Trash Disposal	6,317,395.00	Public Works		Cancelled, Abated or Adjusted 1990	190,869.00
Public Buildings and Grounds	1,134,247.00	Buildings and Grounds	2,486,498.00	Transfers to Tax Title Liens or Foreclosed	2,239,090.00
Other Public Works	367,624.00	Library and Education		Balance December 31, 1990	86,245.00
<b>HEALTH and WELFARE</b>		Conservation		<b>TAX TITLE LIENS OUTSTANDING</b>	
Health Services Except Environmental	1,914,548.00	All Other		Balance January 1, 1990	2,899,318.00
Welfare-Public Assistance	1,167,000.00	<b>CAPITAL DEBT AUTHORIZED, DECEMBER 31, 1990</b>		Transfer From Taxes	2,421,704.00
Hospital, Clinics, First Aid	68,622.00	ISSUED AND UNISSUED	GROSS DEBT	Redeemed in 1990	720,609.00
Animal, Insect, & Rodent Control	125,675.00	School	18,342,000	Cancelled, Abated or Adjusted (1990)	49,166.00
Other Welfare Services	975,164.00	Self-Liquidating	48,328,909	Transfers to Foreclosed Property	168,420.00
<b>RECREATION and CONSERVATION</b>		Other	26,168,687	Balance December 31, 1990	4,382,827.00
Beaches and Boardwalks		Total	92,839,596	<b>PROPERTY ACQUIRED BY DEED OR FORECLOSURE</b>	
Parks, Playgrounds, Shade Trees	144,818.00	ISSUED AND OUTSTANDING		Balance January 1, 1990	7,632,014.00
Land Reclamation & Conservation	111,026.00	School	18,339,000.00	Transfers From Taxes or Liens	213,541.00
Other Recreational Services	1,395,531.00	Self-Liquidating	41,172,000.00	Sale for Cash (1990)	390,637.00
<b>EDUCATION (excluding schools)</b>		Other	4,785,000.00	Cancelled, Abated or Adjusted (1990)	177,003.00
Libraries	1,790,891.00	Total	64,296,000.00	Balance December 31, 1990	7,277,915.00
Other Educational Services		<b>EQUALIZED VALUATION BASIS FOR NET DEBT COMPUTATION</b>	1,661,593.375	<b>CURRENT FINANCES DECEMBER 31, 1990</b>	
<b>STATUTORY EXPENDITURES</b>		<b>REAL PROPERTY VALUATIONS</b>		<b>ASSETS</b>	
Pensions & F. L. C. A.	6,561,850.00	Code Class # of Parcels % VAL'N	ASSESSED VALUATION	Cash Dec. 31, 1990	16,204,211.00
Employee Fringe Benefits	4,801,500.00	1 Vacant Land 1323 1.54	4,567,485.00	Taxes Receivable	7,469,770.00
Other Statutory Expenditures		2 Residential 21236 59.39	176,484,530.00	Tax Title Liens	4,382,827.00
CETA And Other Public Employment Programs		3 Farm 2499 29.51	87,696,140.00	Foreclosed Property	7,277,915.00
<b>MUNICIPAL FUNCTIONS TOTAL</b>	76,338,564.00	4a Commercial 149 6.33	18,818,380.00	Emergencies & Other Deferred Charges	5,612,808.00
<b>CAPITAL IMPROVEMENTS *MEMO*</b>	150,000.00	4b Industrial 158 3.23	9,596,320.00	State and Federal Aid Receivable	3,661,835.00
<b>DEBT SERVICE</b>		4c Apartments 25365	297,162,855.00	Other Receivables	2,785,073.00
Principal Payments	3,605,750.00	Total		Total	47,394,439.00
Interest Payments	2,057,721.00	Land Area 7.50 Sq. Miles		<b>LIABILITIES, RESERVES, AND SURPLUS</b>	
<b>TYPE I SCHL DEBT *MEMO</b>	1,440,251.00	Net Valuation Taxable-Municipal	303,454,559	Cash Liabilities	27,259,771.00
<b>DEFERRED CHARGES</b>	339,498.00	Net Valuation Taxable-County	1,820,433,224	Reserves for Receivables	19,927,585.00
SCHOOL, COUNTY, SPECIAL DISTRICT TAXES	33,377,319.49	State Equalized Valuation	1,869,818,342	Surplus Dec. 31, 1990	207,083.00
RESERVE FOR UNCOLLECTED TAXES	6,176,527.00	State Equalization Ratio	15.95	Total	47,394,439.00
<b>EXPENDITURES TOTAL</b>	121,895,379.49				



1532  
 Population 1980 2,472  
 Population 1990 3,048  
 S & P Rating  
 Moody Rating AAA

General Tax Rate Per \$100. 2.16  
 State Equalized Tax Rate 2.10

**TUCKERTON BOROUGH - OCEAN COUNTY**  
 Form of Government  
 Borough Council  
 Number of Members - 6

PER CAPITA:  
 Gross Debt 1,056.48  
 Net Debt 720.27  
 Debt Service 47.14  
 Total Tax Levy 1,279.66  
 Municipal Expenditures 590.16

PER CENT:  
 Gross Debt 1.95  
 Net Debt 1.33  
 Tax Levy Collected 91.73  
 Tax Levy Cancelled, Abated or Adjusted .39

EXPENDITURES		REVENUES-REALIZED		1990 PROPERTY TAX	
<b>GENERAL GOVERNMENT</b>				<b>STATE EQUALIZED TAX RATE</b>	
Governing Body & Public Boards		1990 Property Taxes Collected	3,578,228.81	Local District Schaal Taxes	.64 1,169,687.50
Municipal Clerk		1990 Payments in Lieu of Taxes		Regional & Consolidated Schaal Tax	.60 1,103,692.65
Financial Administration	56,633.00	Delinquent Tax & Lien Collections	223,171.55	Schaal Taxes in Municipal Budget	
Assessment of Taxes	9,949.98	Business Personalty Replacement Taxes	17,107.60	County Taxes	.37 * 684,565.59
Collection of Taxes	33,519.00	Taxes from Public Utilities	231,476.00	County Library Taxes	.02 45,656.58
Planning, Housing & Development	8,500.00	Other Miscellaneous Tax Revenues		Local Municipal Purpose Taxes	.45 827,710.32
Human Resources	30,363.00	State Aid Revenues	9,857.70	Veteran & Senior Citizen Taxes	45,900.00
Elections		Federal Aid Revenues		Total Taxes for Rate Computation	2.08 3,877,212.64
General Administration (other)	201,034.00	State and Local Fiscal Assistance Act Utilized		Special District Taxes	
<b>JUDICIARY</b>		Sale of Acquired Property		Bank Corp. Taxes	
Municipal Courts	42,450.00	Other Miscellaneous Revenues	360,619.24	Added and Omitted Taxes	69,097.82
<b>PUBLIC SAFETY</b>		Total	4,420,460.90	Total Taxes Levied - ABSTRACT	3,900,410.46
Fire Protection	16,782.95	Prior Years Surplus Appropriated	295,000.00	Total Taxes Billed	3,900,869.39
Police Protection	251,708.93	REVENUES TOTAL	4,715,460.90	1990 TAXES COLLECTED	3,578,228.81
Civil Defense & Disaster Control		Reserve For Uncollected Taxes	371,493.93	1990 Taxes Cancelled, Abated or Adjusted	15,032.51
Environmental Inspection & Control	30,124.64	CAPITAL OUTLAY TOTAL	629,092.12	Transfer to Tax Title Liens or Foreclosed	69,167.05
Other Public Safety				Balance Outstanding Dec. 31, 1990	238,441.02
<b>PUBLIC WORKS</b>				<b>PRIOR YEARS TAXES OUTSTANDING</b>	
Streets and Drainage	84,737.00	Public Enterprises		Balance January 1, 1990	257,576.06
Sewers and Sewage Processing		Recreation-Culture	18,393.50	Collected in 1990	203,084.16
Garbage and Trash Disposal	279,802.00	Public Works	371,141.01	Cancelled, Abated or Adjusted 1990	
Public Buildings and Grounds	26,725.00	Buildings and Grounds	239,557.61	Transfers to Tax Title Liens or Foreclosed	49,253.78
Other Public Works	1,500.00	Library and Education		Balance December 31, 1990	5,238.12
<b>HEALTH and WELFARE</b>		Conservation		<b>TAX TITLE LIENS OUTSTANDING</b>	
Health Services Except Environmental	2,126.27	All Other		Balance January 1, 1990	32,622.17
Welfare-Public Assistance	6,616.25			Transfer From Taxes	125,945.94
Hospital, Clinics, First Aid				Redeemed in 1990	20,087.39
Animal, Insect, & Rodent Control	11,225.00			Cancelled, Abated or Adjusted (1990)	
Other Welfare Services				Transfers to Foreclosed Property	
<b>RECREATION and CONSERVATION</b>				Balance December 31, 1990	138,480.72
Beaches and Boardwalks				<b>PROPERTY ACQUIRED BY DEED OR FORECLOSURE</b>	
Parks, Playgrounds, Shade Trees				Balance January 1, 1990	633,450.00
Land Reclamation & Conservation				Transfers From Taxes or Liens	
Other Recreational Services	5,300.00			Sale for Cash (1990)	
<b>EDUCATION (excluding schools)</b>				Cancelled, Abated or Adjusted (1990)	
Libraries	2,500.00			Balance December 31, 1990	633,450.00
Other Educational Services				<b>CURRENT FINANCES DECEMBER 31, 1990</b>	
<b>STATUTORY EXPENDITURES</b>				<b>ASSETS</b>	
Pensions & F. I. C. A.	70,938.23			Cash Dec. 31, 1990	759,277.07
Employee Fringe Benefits	62,466.00			Taxes Receivable	243,679.14
Other Statutory Expenditures				Tax Title Liens	138,480.72
CETA And Other Public Employment Programs				Foreclosed Property	633,450.00
<b>MUNICIPAL FUNCTIONS TOTAL</b>	1,235,051.25			Emergencies & Other Deferred Charges	
<b>CAPITAL IMPROVEMENTS *MEMO*</b>	25,000.00			State and Federal Aid Receivable	10,432.00
<b>DEBT SERVICE</b>				Other Receivables	496,964.26
Principal Payments	107,425.00			Total	2,282,283.19
Interest Payments	36,269.06			<b>LIABILITIES, RESERVES, AND SURPLUS</b>	
<b>DEFERRED CHARGES</b>	43,561.12			Cash Liabilities	897,376.95
SCHOOL, COUNTY, SPECIAL DISTRICT TAXES	3,003,602.32			Reserves for Receivables	1,305,449.67
RESERVE FOR UNCOLLECTED TAXES	371,493.93			Surplus Dec. 31, 1990	79,456.57
<b>EXPENDITURES TOTAL</b>	4,802,402.68			Total	2,282,283.19

0910  
 Population 1980 55,593  
 Population 1990 58,012  
 S & P Rating A-  
 Moody Rating AAA  
 General Tax Rate Per \$100. 16.00  
 State Equalized Tax Rate 3.00

UNION CITY CITY - HUDSON COUNTY  
 Form of Government  
 Commission (1911)  
 Number of Members - 5

PER CAPITA:  
 Grass Debt 226.09  
 Net Debt 180.15  
 Debt Service 28.83  
 Total Tax Levy 807.08  
 Municipal Expenditures 777.03  
 PER CENT:  
 Grass Debt .93  
 Net Debt .74  
 Tax Levy Collected 90.48  
 Tax Levy Cancelled, Abated or Adjusted .04

EXPENDITURES		REVENUES-REALIZED		1990 PROPERTY TAX	
<b>GENERAL GOVERNMENT</b>				<b>STATE EQUALIZED TAX RATE</b>	
Governing Body & Public Boards	49,500.00	1990 Property Taxes Collected		Local District Schaal Taxes	1.07
Municipal Clerk	157,000.00	1990 Payments in Lieu of Taxes		Regional & Consolidated School Tax	
Financial Administration	459,243.71	Delinquent Tax & Lien Collections		Schaal Taxes in Municipal Budget	
Assessment of Taxes	952,372.88	Business Personalty Replacement Taxes		County Taxes	.58
Collection of Taxes	229,300.00	Taxes from Public Utilities		County Library Taxes	
Planning, Housing & Development	137,780.00	Other Miscellaneous Tax Revenues		Local Municipal Purpose Taxes	1.36
Human Resources	3,511,698.86	State Aid Revenues		Veteran & Senior Citizen Taxes	
Elections	85,500.00	Federal Aid Revenues		Total Taxes for Rate Computation	3.01
General Administration (other)	3,979,866.81	State and Local Fiscal Assistance Act Utilized		Special District Taxes	
<b>JUDICIARY</b>		Sale of Acquired Property		Bank Corp. Taxes	
Municipal Courts	910,557.65	Other Miscellaneous Revenues		Added and Omitted Taxes	281,998.72
<b>PUBLIC SAFETY</b>		Total		Total Taxes Levied - ABSTRACT	46,820,169.49
Fire Protection	5,454,209.85	Prior Years Surplus Appropriated		Total Taxes Billed	46,821,322.47
Police Protection	7,580,951.38	REVENUES TOTAL		1990 TAXES COLLECTED	42,363,772.98
Civil Defense & Disaster Control	123,950.04	Reserve For Uncollected Taxes		1990 Taxes Cancelled, Abated or Adjusted	20,408.92
Environmental Inspection & Control	557,566.52	CAPITAL OUTLAY TOTAL		Transfer to Tax Title Liens or Foreclosed	718,548.78
Other Public Safety				Balance Outstanding Dec. 31, 1990	3,718,591.79
<b>PUBLIC WORKS</b>				<b>PRIOR YEARS TAXES OUTSTANDING</b>	
Streets and Drainage	2,067,132.21	Public Enterprises		Balance January 1, 1990	3,789,004.56
Sewers and Sewage Processing	2,239,293.58	Recreation-Culture		Collected in 1990	2,620,120.66
Garbage and Trash Disposal	876,532.46	Public Works		Cancelled, Abated or Adjusted 1990	672,542.06
Public Buildings and Grounds	656,088.69	Buildings and Grounds		Transfers to Tax Title Liens or Foreclosed	405,221.50
Other Public Works	183,245.00	Library and Education		Balance December 31, 1990	91,120.34
<b>HEALTH and WELFARE</b>		Conservation		<b>TAX TITLE LIENS OUTSTANDING</b>	
Health Services Except Environmental	836,840.36	All Other		Balance January 1, 1990	158,058.15
Welfare-Public Assistance	198,341.17	CAPITAL DEBT AUTHORIZED, DECEMBER 31, 1990		Transfer From Taxes	1,123,770.28
Hospital, Clinics, First Aid		ISSUED AND UNISSUED GROSS DEBT NET DEBT		Redeemed in 1990	90,746.30
Animal, Insect, & Rodent Control		Schaal 2,665,000		Cancelled, Abated or Adjusted (1990)	
Other Welfare Services		Self-Liquidating 10,451,000		Transfers to Foreclosed Property	
<b>RECREATION and CONSERVATION</b>		Other 13,116,000		Balance December 31, 1990	1,191,032.13
Beaches and Boardwalks		ISSUED AND OUTSTANDING		<b>PROPERTY ACQUIRED BY DEED OR FORECLOSURE</b>	
Parks, Playgrounds, Shade Trees	404,994.03	School 2,165,000.00		Balance January 1, 1990	177,950.00
Land Reclamation & Conservation		Self-Liquidating 10,451,000.00		Transfers From Taxes or Liens	
Other Recreational Services	73,709.18	Other 12,616,000.00		Sale for Cash (1990)	
<b>EDUCATION (excluding schools)</b>		Total 1,404,900,819		Cancelled, Abated or Adjusted (1990)	
Libraries	600,000.00	EQUALIZED VALUATION BASIS FOR NET DEBT COMPUTATION		Balance December 31, 1990	177,950.00
Other Educational Services		REAL PROPERTY VALUATIONS		<b>CURRENT FINANCES DECEMBER 31, 1990</b>	
<b>STATUTORY EXPENDITURES</b>		Code Class # of Parcels % VAL'N ASSESSED VALUATION		<b>ASSETS</b>	
Pensions & F. L. C. A.	3,742,169.92	1 Vacant Land 437 1.23 3,661,142.00		Cash Dec. 31, 1990	7,837,424.10
Employee Fringe Benefits	3,985,129.51	2 Residential 4497 42.50 121,580,541.00		Taxes Receivable	3,809,712.13
Other Statutory Expenditures	1,000.00	3 Farm 89,921,100.00		Tax Title Liens	1,191,082.13
<b>CETA And Other Public Employment Programs</b>		4a Commercial 1524 31.43 12,152,500.00		Foreclosed Property	177,950.00
<b>MUNICIPAL FUNCTIONS</b>		4b Industrial 679 20.54 58,776,375.00		Emergencies & Other Deferred Charges	757,010.80
<b>CAPITAL IMPROVEMENTS</b>		Total 286,091,658.00		State and Federal Aid Receivable	7,250.00
<b>DEBT SERVICE</b>		Land Area 1.40 Sq. Miles		Other Receivables	17,000.00
Principal Payments	720,000.00	Net Valuation Taxable-Municipal 290,736,832		Total	13,797,429.16
Interest Payments	952,493.42	Net Valuation Taxable-County 1,473,505,841		<b>LIABILITIES, RESERVES, AND SURPLUS</b>	
<b>TYPE I SCHL DEBT *MEMO</b>		State Equalized Valuation 1,528,029,934		Cash Liabilities	8,190,213.57
<b>DEFERRED CHARGES</b>		State Equalization Ratio 18.78		Reserves for Receivables	5,195,744.26
<b>SCHOOL COUNTY, SPECIAL DISTRICT TAXES</b>				Surplus Dec. 31, 1990	411,471.33
<b>RESERVE FOR UNCOLLECTED TAXES</b>				Total	13,797,429.16
<b>EXPENDITURES TOTAL</b>					



Population 1980 3,971  
Population 1990 5,078  
S & P Rating  
Moody Rating

General Tax Rate Per \$100. 1.48  
State Equalized Tax Rate 1.64

## UNION TOWNSHIP - HUNTERDON COUNTY

Form of Government  
Township Committee  
Number of Members - 3

PER CAPITA:  
Gross Debt 189.00  
Net Debt  
Debt Service  
Total Tax Levy 1,160.12  
Municipal Expenditures 381.97

PER CENT:  
Gross Debt .27  
Net Debt  
Tax Levy Collected 94.15  
Tax Levy Cancelled, Abated or Adjusted .51

EXPENDITURES		REVENUES-REALIZED		1990 PROPERTY TAX	
GENERAL GOVERNMENT				STATE EQUALIZED TAX RATE	
Governing Body & Public Boards		1990 Property Taxes Collected	5,562,836.81	Local District School Taxes	.70
Municipal Clerk		1990 Payments in Lieu of Taxes		Regional & Consolidated School Tax	.44
Financial Administration	36,550.90	Delinquent Tax & Lien Collections	402,262.47	School Taxes in Municipal Budget	
Assessment of Taxes	42,150.69	Business Personalty Replacement Taxes	49,485.36	County Taxes	.29
Collection of Taxes	23,020.82	Taxes from Public Utilities	185,152.00	County Library Taxes	.02
Planning, Housing & Development	101,049.00	Other Miscellaneous Tax Revenues		Local Municipal Purpose Taxes	.19
Human Resources	7,750.00	State Aid Revenues	9,089.00	Veteran & Senior Citizen Taxes	
Elections		Federal Aid Revenues		Total Taxes for Rate Computation	1.64
General Administration (other)	238,006.71	State and Local Fiscal Assistance Act Utilized		Special District Taxes	
JUDICIARY		Sale of Acquired Property		Bank Corp. Taxes	
Municipal Courts	68,845.00	Other Miscellaneous Revenues	512,498.27	Added and Omitted Taxes	13,170.69
PUBLIC SAFETY		Total	6,721,323.91	Total Taxes Levied - ABSTRACT	5,891,065.46
Fire Protection	54,326.00	Prior Years Surplus Appropriated	250,000.00	Total Taxes Billed	5,908,475.44
Police Protection	37,000.00	REVENUES TOTAL	6,971,323.91	1990 TAXES COLLECTED	5,562,836.81
Civil Defense & Disaster Control	300.00	Reserve For Uncollected Taxes	744,620.52	1990 Taxes Cancelled, Abated or Adjusted	30,025.90
Environmental Inspection & Control	73,568.00	CAPITAL OUTLAY TOTAL	146,028.60	Transfer to Tax Title Liens or Foreclosed	26,907.88
Other Public Safety				Balance Outstanding Dec. 31, 1990	288,704.85
PUBLIC WORKS				PRIOR YEARS TAXES OUTSTANDING	
Streets and Drainage	237,640.00	Public Enterprises		Balance January 1, 1990	558,040.68
Sewers and Sewage Processing	75,000.00	Recreation-Culture		Collected in 1990	396,269.37
Garbage and Trash Disposal	24,000.00	Public Works	120,129.90	Cancelled, Abated or Adjusted 1990	74.28
Public Buildings and Grounds	24,378.99	Buildings and Grounds	25,898.70	Transfers to Tax Title Liens or Foreclosed	25,308.02
Other Public Works		Library and Education		Balance December 31, 1990	136,389.01
HEALTH and WELFARE		Conservation		TAX TITLE LIENS OUTSTANDING	
Health Services Except Environmental	2,257.78	All Other		Balance January 1, 1990	30,229.86
Welfare-Public Assistance	7,544.00	CAPITAL DEBT AUTHORIZED, DECEMBER 31, 1990		Transfer From Taxes	55,537.48
Hospital, Clinics, First Aid		ISSUED AND UNISSUED GROSS DEBT NET DEBT		Redeemed in 1990	5,993.10
Animal, Insect, & Rodent Control	18,499.00	School 959,759		Cancelled, Abated or Adjusted (1990)	6,297.94
Other Welfare Services		Self-Liquidating		Transfers to Foreclosed Property	
RECREATION and CONSERVATION		Other		Balance December 31, 1990	73,476.30
Beaches and Boardwalks		Total 959,759		PROPERTY ACQUIRED BY DEED OR FORECLOSURE	
Parks, Playgrounds, Shade Trees		ISSUED AND OUTSTANDING		Balance January 1, 1990	
Land Reclamation & Conservation	18,410.00	School 959,759.12		Transfers From Taxes or Liens	
Other Recreational Services	5,500.00	Self-Liquidating		Sole for Cash (1990)	
EDUCATION (excluding schools)		Other		Cancelled, Abated or Adjusted (1990)	
Libraries		Total 959,759.12		Balance December 31, 1990	
Other Educational Services		EQUALIZED VALUATION BASIS		CURRENT FINANCES DECEMBER 31, 1990	
STATUTORY EXPENDITURES		FOR NET DEBT COMPUTATION	349,692,727	ASSETS	
Pensions & F. I. C. A.	48,000.00	REAL PROPERTY VALUATIONS		Cash Dec. 31, 1990	2,797,907.96
Employee Fringe Benefits	35,421.01	Code Class # of Parcels % VAL'N ASSESSED VALUATION		Taxes Receivable	425,093.86
Other Statutory Expenditures	6,000.00	1 Vacant Land 255 4.72 18,727,100.00		Tax Title Liens	73,476.30
CETA And Other Public Employment Programs		2 Residential 1337 66.99 265,978,400.00		Foreclosed Property	
MUNICIPAL FUNCTIONS TOTAL	1,185,217.90	3 Farm 257 5.92 23,504,115.00		Emergencies & Other Deferred Charges	30,300.00
CAPITAL IMPROVEMENTS *MEMO*	60,000.00	4a Commercial 52 19.45 77,215,000.00		State and Federal Aid Receivable	87,000.00
DEBT SERVICE		4b Industrial 8 2.88 11,439,900.00		Other Receivables	4,781.14
Principal Payments		4c Apartments 1 .05 193,700.00		Total	3,418,559.26
Interest Payments		Total 1910 397,058,215.00		LIABILITIES, RESERVES, AND SURPLUS	
DEFERRED CHARGES	9,800.00	Land Area 18.10 Sq. Miles		Cash Liabilities	2,188,543.18
SCHOOL, COUNTY, SPECIAL DISTRICT TAXES	5,200,044.61	Net Valuation Taxable-Municipal	398,334,780	Reserves for Receivables	503,351.30
RESERVE FOR UNCOLLECTED TAXES	744,620.52	Net Valuation Taxable-County	335,247,403	Surplus Dec. 31, 1990	726,664.78
EXPENDITURES TOTAL	7,139,683.03	State Equalized Valuation	359,470,715	Total	3,418,559.26
		State Equalization Ratio	110.85		



2019

Population 1980 50,184  
 Population 1990 50,024  
 S & P Rating  
 Moody Rating AA

General Tax Rate Per \$100. 7.09  
 State Equalized Tax Rate 1.98

UNION TOWNSHIP - UNION COUNTY  
 Form of Government  
 Township Committee  
 Number of Members - 5

PER CAPITA:  
 Gross Debt 405.20  
 Net Debt 255.35  
 Debt Service 47.23  
 Total Tax Levy 1,483.31  
 Municipal Expenditures 764.60

PER CENT:  
 Gross Debt .58  
 Net Debt .36  
 Tax Levy Collected 97.11  
 Tax Levy Cancelled, Abated or Adjusted .26

EXPENDITURES		REVENUES-REALIZED		1990 PROPERTY TAX	
<b>GENERAL GOVERNMENT</b>				<b>STATE EQUALIZED TAX RATE</b>	
Governing Body & Public Boards		1990 Property Taxes Collected	72,085,459.22	Local District School Taxes	32,445,885.00
Municipal Clerk		1990 Payments in Lieu of Taxes	226,727.31	Regional & Consolidated School Tax	
Financial Administration	20,000.00	Delinquent Tax & Lien Collections	1,106,637.08	School Taxes in Municipal Budget	
Assessment of Taxes	149,114.00	Business Personalty Replacement Taxes	1,419,561.84	County Taxes	15,314,546.23
Collection of Taxes	202,690.00	Taxes from Public Utilities	3,261,209.00	County Library Taxes	
Planning, Housing & Development	195,274.00	Other Miscellaneous Tax Revenues		Local Municipal Purpose Taxes	26,109,647.49
Human Resources	230,954.00	State Aid Revenues	116,066.00	Veteran & Senior Citizen Taxes	687,850.00
Elections	21,000.00	Federal Aid Revenues		Total Taxes for Rate Computation	74,558,128.72
General Administration (other)	1,811,993.00	State and Local Fiscal Assistance Act Utilized		Special District Taxes	
<b>JUDICIARY</b>		Sale of Acquired Property		Bank Corp. Taxes	
Municipal Courts	284,147.00	Other Miscellaneous Revenues	4,697,780.55	Added and Omitted Taxes	330,992.80
<b>PUBLIC SAFETY</b>		Total	83,513,441.00	Total Taxes Levied - ABSTRACT	74,201,271.52
Fire Protection	5,927,152.00	Prior Years Surplus Appropriated	3,400,000.00	Total Taxes Billed	74,229,057.09
Police Protection	7,606,828.00	<b>REVENUES TOTAL</b>	86,913,441.00	1990 TAXES COLLECTED	72,085,459.22
Civil Defense & Disaster Control	39,456.00	Reserve For Uncollected Taxes	2,293,000.00	1990 Taxes Cancelled, Abated or Adjusted	190,297.36
Environmental Inspection & Control	246,521.00	<b>CAPITAL OUTLAY TOTAL</b>	2,160,692.53	Transfer to Tax Title Liens or Foreclosed	47,905.81
Other Public Safety				Balance Outstanding Dec. 31, 1990	1,905,404.69
<b>PUBLIC WORKS</b>				<b>PRIOR YEARS TAXES OUTSTANDING</b>	
Streets and Drainage	846,199.00	Public Enterprises		Balance January 1, 1990	1,118,369.79
Sewers and Sewage Processing		Recreation-Culture		Collected in 1990	1,094,974.73
Garbage and Trash Disposal	6,125,291.00	Public Works	1,667,348.82	Cancelled, Abated or Adjusted 1990	531.09
Public Buildings and Grounds	217,000.00	Buildings and Grounds	493,343.71	Transfers to Tax Title Liens or Foreclosed	17,172.39
Other Public Works	1,166,186.00	Library and Education		Balance December 31, 1990	5,691.58
<b>HEALTH and WELFARE</b>		Conservation		<b>TAX TITLE LIENS OUTSTANDING</b>	
Health Services Except Environmental	390,256.00	All Other		Balance January 1, 1990	75,877.38
Welfare-Public Assistance	98,093.00	<b>CAPITAL DEBT AUTHORIZED, DECEMBER 31, 1990</b>		Transfer From Taxes	69,245.52
Hospital, Clinics, First Aid		<b>ISSUED AND UNISSUED</b>		Redeemed in 1990	11,662.35
Animal, Insect, & Rodent Control	37,283.00	School	7,105,000	Cancelled, Abated or Adjusted (1990)	2,683.00
Other Welfare Services		Self-Liquidating	391,057	Transfers to Foreclosed Property	
<b>RECREATION and CONSERVATION</b>		Other	12,773,648	Balance December 31, 1990	130,777.55
Beaches and Boardwalks		Total	20,269,705	<b>PROPERTY ACQUIRED BY DEED OR FORECLOSURE</b>	
Parks, Playgrounds, Shade Trees	98,500.00	<b>ISSUED AND OUTSTANDING</b>		Balance January 1, 1990	440,240.00
Land Reclamation & Conservation		School	7,105,000.00	Transfers From Taxes or Liens	
Other Recreational Services	325,846.00	Self-Liquidating	349,000.00	Sale for Cash (1990)	
<b>EDUCATION (excluding schools)</b>		Other	11,068,900.00	Cancelled, Abated or Adjusted (1990)	
Libraries	1,196,398.00	Total	18,522,900.00	Balance December 31, 1990	440,240.00
Other Educational Services		<b>EQUALIZED VALUATION BASIS FOR NET DEBT COMPUTATION</b>	3,500,317,626	<b>CURRENT FINANCES DECEMBER 31, 1990</b>	
<b>STATUTORY EXPENDITURES</b>		<b>REAL PROPERTY VALUATIONS</b>		<b>ASSETS</b>	
Pensions & F. I. C. A.	2,317,779.00	Code Class # of Parcels % VAL'N		Cash Dec. 31, 1990	23,194,452.85
Employee Fringe Benefits	4,038,752.00	1 Vacant Land 832 1.35	13,996,800.00	Taxes Receivable	1,911,096.27
Other Statutory Expenditures		2 Residential 15485 68.00	703,987,900.00	Tax Title Liens	130,777.55
CETA And Other Public Employment Programs		3 Farm 1	3,200.00	Foreclosed Property	440,240.00
<b>MUNICIPAL FUNCTIONS TOTAL</b>	33,592,712.00	4a Commercial 703 14.49	149,986,900.00	Emergencies & Other Deferred Charges	
<b>CAPITAL IMPROVEMENTS *MEMO*</b>	54,080.00	4b Industrial 256 14.33	148,388,500.00	State and Federal Aid Receivable	9,299.00
<b>DEBT SERVICE</b>		4c Apartments 46 1.93	18,936,700.00	Other Receivables	132,167.55
Principal Payments	1,560,000.00	Total 17323	1,035,300,000.00	Total	25,818,023.22
Interest Payments	802,534.44	Land Area 9.00 Sq. Miles		<b>LIABILITIES, RESERVES, AND SURPLUS</b>	
<b>DEFERRED CHARGES</b>		Net Valuation Taxable-Municipal	1,042,285,315	Cash Liabilities	17,996,637.24
SCHOOL, COUNTY, SPECIAL DISTRICT TAXES	47,760,431.23	Net Valuation Taxable-County	3,618,469,265	Reserves for Receivables	2,014,281.37
RESERVE FOR UNCOLLECTED TAXES	2,293,000.00	State Equalized Valuation	3,708,451,671	Surplus Dec. 31, 1990	5,207,104.61
<b>EXPENDITURES TOTAL</b>	86,008,677.67	State Equalization Ratio	27.97	Total	25,818,023.22

1350  
 Population 1980 6,354  
 Population 1990 6,156  
 S & P Rating  
 Moody Rating BAA1  
 General Tax Rate Per \$100. 2.08  
 State Equalized Tax Rate 2.18

UNION BEACH BORO. - MONMOUTH COUNTY  
 Form of Government  
 Borough Council  
 Number of Members - 6

PER CAPITA:  
 Gross Debt 843.73  
 Net Debt 843.73  
 Debt Service 73.15  
 Total Tax Levy 979.93  
 Municipal Expenditures 747.33  
 PER CENT:  
 Gross Debt 2.02  
 Net Debt 2.02  
 Tax Levy Collected 93.13  
 Tax Levy Cancelled, Abated or Adjusted .12

EXPENDITURES		REVENUES-REALIZED		1990 PROPERTY TAX	
GENERAL GOVERNMENT				STATE EQUALIZED TAX RATE	
Governing Body & Public Boards	12,600.00	1990 Property Taxes Collected		Local District School Taxes	2,704,711.50
Municipal Clerk	27,300.00	1990 Payments in Lieu of Taxes		Regional & Consolidated School Tax	
Financial Administration	58,889.25	Delinquent Tax & Lien Collections		School Taxes in Municipal Budget	
Assessment of Taxes	27,887.34	Business Personalty Replacement Taxes		County Taxes	* 1,163,092.41
Collection of Taxes	46,758.95	Taxes from Public Utilities		County Library Taxes	38,150.14
Planning, Housing & Development	27,335.02	Other Miscellaneous Tax Revenues		Local Municipal Purpose Taxes	2,125,000.00
Human Resources	45,018.50	State Aid Revenues		Veteran & Senior Citizen Taxes	87,050.00
Elections	2,213.25	Federal Aid Revenues		Total Taxes for Rate Computation	6,118,004.05
General Administration (other)	341,491.49	State and Local Fiscal Assistance Act Utilized		Special District Taxes	
JUDICIARY		Sale of Acquired Property		Bank Corp. Taxes	
Municipal Courts	32,032.50	Other Miscellaneous Revenues		Added and Omitted Taxes	1,469.27
PUBLIC SAFETY		Total		Total Taxes Levied - ABSTRACT	6,032,423.32
Fire Protection	123,842.50	Prior Years Surplus Appropriated		Total Taxes Billed	6,034,535.11
Police Protection	865,314.49	REVENUES TOTAL		1990 TAXES COLLECTED	5,619,808.13
Civil Defense & Disaster Control	4,326.55	Reserve For Uncollected Taxes		1990 Taxes Cancelled, Abated or Adjusted	7,216.55
Environmental Inspection & Control	34,637.43	CAPITAL OUTLAY TOTAL		Transfer to Tax Title Liens or Foreclosed	92,141.30
Other Public Safety				Balance Outstanding Dec. 31, 1990	315,369.13
PUBLIC WORKS				PRIOR YEARS TAXES OUTSTANDING	
Streets and Drainage	216,612.27	Public Enterprises		Balance January 1, 1990	202,856.63
Sewers and Sewage Processing	851,253.98	Recreation-Culture		Collected in 1990	150,475.49
Garbage and Trash Disposal	486,944.00	Public Works		Cancelled, Abated or Adjusted 1990	28,643.80
Public Buildings and Grounds	70,986.48	Buildings and Grounds		Transfers to Tax Title Liens or Foreclosed	23,237.34
Other Public Works		Library and Education		Balance December 31, 1990	500.00
HEALTH and WELFARE		Conservation		TAX TITLE LIENS OUTSTANDING	
Health Services Except Environmental	50,512.38	All Other		Balance January 1, 1990	70,285.87
Welfare-Public Assistance	9,175.00	CAPITAL DEBT AUTHORIZED, DECEMBER 31, 1990		Transfer From Taxes	115,378.64
Hospital, Clinics, First Aid		ISSUED AND UNISSUED GROSS DEBT NET DEBT		Redeemed in 1990	13,705.41
Animal, Insect, & Rodent Control	400.00	School		Cancelled, Abated or Adjusted (1990)	
Other Welfare Services		Self-Liquidating		Transfers to Foreclosed Property	
RECREATION and CONSERVATION		Other		Balance December 31, 1990	171,959.10
Beaches and Boardwalks		Total		PROPERTY ACQUIRED BY DEED OR	
Parks, Playgrounds, Shade Trees				FORECLOSURE	
Land Reclamation & Conservation	32,947.99	ISSUED AND OUTSTANDING		Balance January 1, 1990	414,795.00
Other Recreational Services	26,353.00	School		Transfers From Taxes or Liens	
EDUCATION (excluding schools)		Self-Liquidating		Sale for Cash (1990)	16,650.00
Libraries	20,000.00	Other		Cancelled, Abated or Adjusted (1990)	
Other Educational Services	270.75	Total		Balance December 31, 1990	398,145.00
STATUTORY EXPENDITURES		EQUALIZED VALUATION BASIS		CURRENT FINANCES DECEMBER 31, 1990	
Pensions & F. I. C. A.	151,830.37	FOR NET DEBT COMPUTATION		ASSETS	
Employee Fringe Benefits	206,533.60	REAL PROPERTY VALUATIONS		Cash Dec. 31, 1990	258,880.06
Other Statutory Expenditures		Code Class # of Parcels % VAL'N		Taxes Receivable	315,869.13
CETA And Other Public Employment Programs		1 Vacant Land 194 3.89		Tax Title Liens	171,959.10
MUNICIPAL FUNCTIONS TOTAL	3,773,537.14	2 Residential 2026 80.58		Foreclosed Property	398,145.00
CAPITAL IMPROVEMENTS *MEMO*	20,000.00	3 Farm		Emergencies & Other Deferred Charges	361,637.78
DEBT SERVICE		4a Commercial 43 3.84		State and Federal Aid Receivable	2,167.72
Principal Payments	316,000.00	4b Industrial 8 11.69		Other Receivables	167,724.90
Interest Payments	134,333.00	4c Apartments		Total	1,676,383.69
DEFERRED CHARGES	71,461.17	Total 2271		LIABILITIES, RESERVES, AND SURPLUS	
SCHOOL, COUNTY, SPECIAL DISTRICT TAXES	3,905,954.05	Land Area 1.80 Sq. Miles		Cash Liabilities	443,803.34
RESERVE FOR UNCOLLECTED TAXES	305,261.51	Net Valuation Taxable-Municipal		Reserves for Receivables	1,053,698.13
EXPENDITURES TOTAL	8,505,546.87	Net Valuation Taxable-County		Surplus Dec. 31, 1990	178,882.22
		State Equalized Valuation		Total	1,676,383.69
		State Equalization Ratio			



0511  
Population 1980 6,713  
Population 1990 10,681  
S & P Rating  
Moody Rating

General Tax Rate Per \$100. 1.83  
State Equalized Tax Rate 1.12

UPPER TOWNSHIP - CAPE MAY COUNTY  
Form of Government  
Township Committee  
Number of Members - 3

PER CAPITA:  
Gross Debt 805.82  
Net Debt  
Debt Service  
Total Tax Levy 833.22  
Municipal Expenditures 628.94  
PER CENT:  
Gross Debt 1.41  
Net Debt  
Tax Levy Collected 93.64  
Tax Levy Cancelled, Abated or Adjusted .04

EXPENDITURES		REVENUES-REALIZED		1990 PROPERTY TAX	
<b>GENERAL GOVERNMENT</b>				<b>STATE EQUALIZED TAX RATE</b>	
Governing Body & Public Boards		1990 Property Taxes Collected	8,355,683.05	Local District School Taxes	.73 5,434,453.00
Municipal Clerk		1990 Payments in Lieu of Taxes		Regional & Consolidated School Tax	
Financial Administration	68,185.00	Delinquent Tax & Lien Collections	395,860.93	School Taxes in Municipal Budget	
Assessment of Taxes	44,936.75	Business Personalty Replacement Taxes	9,436.44	County Taxes	.37 * 2,736,790.33
Collection of Taxes	124,235.26	Taxes from Public Utilities	5,033,657.00	County Library Taxes	.02 136,169.42
Planning, Housing & Development	43,400.00	Other Miscellaneous Tax Revenues		Local Municipal Purpose Taxes	
Human Resources		State Aid Revenues		Veteran & Senior Citizen Taxes	
Elections		Federal Aid Revenues		Total Taxes far Rate Computation	1.12 8,386,812.75
General Administration (other)	649,158.76	State and Local Fiscal Assistance Act Utilized		Special District Taxes	445,802.60
<b>JUDICIARY</b>		Sale of Acquired Property		Bank Corp. Taxes	
Municipal Courts	107,201.62	Other Miscellaneous Revenues	771,501.49	Added and Omitted Taxes	146,418.24
<b>PUBLIC SAFETY</b>		Total	14,566,138.91	Total Taxes Levied - ABSTRACT	8,899,633.59
Fire Protection	40,000.00	Prior Years Surplus Appropriated	2,155,700.73	Total Taxes Billed	8,923,232.57
Police Protection	169,208.62	REVENUES TOTAL	16,721,839.64	1990 TAXES COLLECTED	8,355,683.05
Civil Defense & Disaster Control	23,675.00	Reserve Far Uncollected Taxes	757,500.00	1990 Taxes Cancelled, Abated or Adjusted	3,853.86
Environmental Inspection & Control	109,565.97			Transfer to Tax Title Liens or Foreclosed	21,950.53
Other Public Safety				Balance Outstanding Dec. 31, 1990	541,745.13
<b>PUBLIC WORKS</b>		<b>CAPITAL OUTLAY TOTAL</b>		<b>PRIOR YEARS TAXES OUTSTANDING</b>	
Streets and Drainage	761,009.78	Public Enterprises		Balance January 1, 1990	396,557.31
Sewers and Sewage Processing		Recreation—Culture		Collected in 1990	384,797.20
Garbage and Trash Disposal	630,693.40	Public Works		Cancelled, Abated or Adjusted 1990	1,184.34
Public Buildings and Grounds	107,500.00	Buildings and Grounds		Transfers to Tax Title Liens or Foreclosed	8,860.48
Other Public Works		Library and Education		Balance December 31, 1990	1,715.29
<b>HEALTH and WELFARE</b>		Conservation		<b>TAX TITLE LIENS OUTSTANDING</b>	
Health Services Except Environmental	5,000.00	All Other		Balance January 1, 1990	24,968.07
Welfare—Public Assistance	7,250.70			Transfer From Taxes	32,285.90
Hospital, Clinics, First Aid				Redeemed in 1990	11,063.73
Animal, Insect, & Rodent Control	28,000.00			Cancelled, Abated or Adjusted (1990)	1,234.00
Other Welfare Services				Transfers to Foreclosed Property	
<b>RECREATION and CONSERVATION</b>				Balance December 31, 1990	44,956.24
Beaches and Boardwalks	104,000.00			<b>PROPERTY ACQUIRED BY DEED OR FORECLOSURE</b>	
Parks, Playgrounds, Shade Trees				Balance January 1, 1990	1,728,254.00
Land Reclamation & Conservation	165,000.00			Transfers From Taxes or Liens	
Other Recreational Services	317,150.00			Sale for Cash (1990)	
<b>EDUCATION (excluding schools)</b>				Cancelled, Abated or Adjusted (1990)	
Libraries				Balance December 31, 1990	1,728,254.00
Other Educational Services	2,000,000.00			<b>CURRENT FINANCES DECEMBER 31, 1990</b>	
<b>STATUTORY EXPENDITURES</b>				<b>ASSETS</b>	
Pensions & F. I. C. A.	195,000.00	<b>EQUALIZED VALUATION BASIS</b>		Cash Dec. 31, 1990	7,225,093.92
Employee Fringe Benefits	260,000.00	<b>FOR NET DEBT COMPUTATION</b>	612,289.496	Taxes Receivable	543,460.42
Other Statutory Expenditures		<b>REAL PROPERTY VALUATIONS</b>		Tax Title Liens	44,956.24
<b>CETA And Other Public Employment Programs</b>				Foreclosed Property	1,728,254.00
<b>MUNICIPAL FUNCTIONS TOTAL</b>	5,960,170.86			Emergencies & Other Deferred Charges	19,859.93
<b>CAPITAL IMPROVEMENTS *MEMO*</b>	100,000.00			State and Federal Aid Receivable	1,123.86
<b>DEBT SERVICE</b>				Other Receivables	30,832.80
Principal Payments				Total	9,593,581.17
Interest Payments				<b>LIABILITIES, RESERVES, AND SURPLUS</b>	
<b>DEFERRED CHARGES</b>				Cash Liabilities	4,167,136.53
<b>SCHOOL, COUNTY, SPECIAL DISTRICT TAXES</b>	8,753,215.35			Reserves far Receivables	2,347,503.46
<b>RESERVE FOR UNCOLLECTED TAXES</b>	757,500.00			Surplus Dec. 31, 1990	3,078,941.18
<b>EXPENDITURES TOTAL</b>	15,470,886.21			Total	9,593,581.17



0613

Population 1980 6,810  
 Population 1990 6,927  
 S & P Rating  
 Moody Rating

General Tax Rate Per \$100. 2.93  
 State Equalized Tax Rate 1.97

UPPER DEERFIELD TWP. - CUMB. CO.  
 Form of Government  
 Township Committee  
 Number of Members - 5

PER CAPITA:  
 Gross Debt 987.51  
 Net Debt 134.19  
 Debt Service 8.57  
 Total Tax Levy 747.22  
 Municipal Expenditures 338.16

PER CENT:  
 Gross Debt 3.00  
 Net Debt .41  
 Tax Levy Collected 93.99  
 Tax Levy Cancelled, Abated or Adjusted

EXPENDITURES		REVENUES-REALIZED		1990 PROPERTY TAX	
GENERAL GOVERNMENT				STATE EQUALIZED TAX RATE	
Governing Body & Public Boards	53,362.00	1990 Property Taxes Collected		Local District School Taxes	1,429,638.58
Municipal Clerk		1990 Payments in Lieu of Taxes		Regional & Consolidated School Tax	923,527.60
Financial Administration	37,754.90	Delinquent Tax & Lien Collections		School Taxes in Municipal Budget	
Assessment of Taxes	30,160.00	Business Personalty Replacement Taxes		County Taxes	1.06 *
Collection of Taxes	40,129.00	Taxes from Public Utilities		County Library Taxes	
Planning, Housing & Development	127,435.00	Other Miscellaneous Tax Revenues		Local Municipal Purpose Taxes	
Human Resources	13,138.00	State Aid Revenues		Veteran & Senior Citizen Taxes	89,400.00
Elections		Federal Aid Revenues		Total Taxes for Rate Computation	1.97
General Administration (other)	312,689.00	State and Local Fiscal Assistance Act Utilized		Special District Taxes	
JUDICIARY		Sale of Acquired Property		Bank Corp. Taxes	
Municipal Courts	70,627.00	Other Miscellaneous Revenues		Added and Omitted Taxes	71,192.91
PUBLIC SAFETY		Total		Total Taxes Levied - ABSTRACT	5,175,974.51
Fire Protection	60,519.10	Prior Years Surplus Appropriated		Total Taxes Billed	5,175,974.51
Police Protection	45,000.00	REVENUES TOTAL		1990 TAXES COLLECTED	4,865,118.96
Civil Defense & Disaster Control	3,025.00	Reserve For Uncollected Taxes		1990 Taxes Cancelled, Abated or Adjusted	
Environmental Inspection & Control	44,610.00	CAPITAL OUTLAY TOTAL		Transfer to Tax Title Liens or Foreclosed	24,824.08
Other Public Safety				Balance Outstanding Dec. 31, 1990	286,031.47
PUBLIC WORKS				PRIOR YEARS TAXES OUTSTANDING	
Streets and Drainage	327,100.00	Public Enterprises		Balance January 1, 1990	378,029.46
Sewers and Sewage Processing	135,650.00	Recreation-Culture		Collected in 1990	359,436.63
Garbage and Trash Disposal	55,000.00	Public Works		Cancelled, Abated or Adjusted 1990	
Public Buildings and Grounds	96,170.00	Buildings and Grounds		Transfers to Tax Title Liens or Foreclosed	15,953.88
Other Public Works	6,000.00	Library and Education		Balance December 31, 1990	2,638.95
HEALTH and WELFARE		Conservation		TAX TITLE LIENS OUTSTANDING	
Health Services Except Environmental	1,850.00	All Other		Balance January 1, 1990	39,263.72
Welfare-Public Assistance	3,625.00	CAPITAL DEBT AUTHORIZED, DECEMBER 31, 1990		Transfer From Taxes	44,276.21
Hospital, Clinics, First Aid	3,000.00	ISSUED AND UNISSUED GROSS DEBT NET DEBT		Redeemed in 1990	14,138.56
Animal, Insect, & Rodent Control	13,554.00	School 3,160,987		Cancelled, Abated or Adjusted (1990)	
Other Welfare Services		Self-Liquidating 2,750,000		Transfers to Foreclosed Property	
RECREATION and CONSERVATION		Other 929,525		Balance December 31, 1990	69,401.37
Beaches and Boardwalks		Total 6,840,512		PROPERTY ACQUIRED BY DEED OR FORECLOSURE	
Parks, Playgrounds, Shade Trees		ISSUED AND OUTSTANDING		Balance January 1, 1990	38,000.00
Land Reclamation & Conservation		School 3,160,987.48		Transfers From Taxes or Liens	
Other Recreational Services	56,250.00	Self-Liquidating 634,913.97		Sale for Cash (1990)	
EDUCATION (excluding schools)		Other 3,795,901.45		Cancelled, Abated or Adjusted (1990)	
Libraries		Total		Balance December 31, 1990	38,000.00
Other Educational Services	72,865.00	EQUALIZED VALUATION BASIS FOR NET DEBT COMPUTATION		CURRENT FINANCES DECEMBER 31, 1990	
STATUTORY EXPENDITURES		REAL PROPERTY VALUATIONS		ASSETS	
Pensions & F. I. C. A.	65,500.00	Code Class # of Parcels % VAL'N ASSESSED VALUATION		Cash Dec. 31, 1990	3,946,424.44
Employee Fringe Benefits	153,000.00	1 Vacant Land 514 3.21 5,553,900.00		Taxes Receivable	288,670.42
Other Statutory Expenditures	5,500.00	2 Residential 2029 63.77 110,312,200.00		Tax Title Liens	69,401.37
CETA And Other Public Employment Programs		3 Farm 566 7.95 13,752,700.00		Foreclosed Property	38,000.00
MUNICIPAL FUNCTIONS TOTAL	1,833,513.00	4a Commercial 98 13.97 24,172,000.00		Emergencies & Other Deferred Charges	
CAPITAL IMPROVEMENTS *MEMO*		4b Industrial 5 7.03 12,165,700.00		State and Federal Aid Receivable	9,208.17
DEBT SERVICE		4c Apartments 8 4.07 7,032,500.00		Other Receivables	54,091.24
Principal Payments	59,350.49	Total 3220 172,989,000.00		Total	4,405,795.64
Interest Payments		Land Area 31.75 Sq. Miles		LIABILITIES, RESERVES, AND SURPLUS	
DEFERRED CHARGES	1,811.84	Net Valuation Taxable-Municipal 174,594,753		Cash Liabilities	408,149.70
SCHOOL, COUNTY, SPECIAL DISTRICT TAXES	5,104,781.60	Net Valuation Taxable-County 239,530,592		Reserves for Receivables	450,163.03
RESERVE FOR UNCOLLECTED TAXES	447,750.00	State Equalized Valuation 258,991,559		Surplus Dec. 31, 1990	3,547,482.91
EXPENDITURES TOTAL	7,447,206.93	State Equalization Ratio 67.21		Total	4,405,795.64

1351

Population 1980 **2,750**  
 Population 1990 **3,277**  
 S & P Rating  
 Moody Rating

General Tax Rate Per \$100. **1.92**  
 State Equalized Tax Rate **1.93**

UPPER FREEHOLD TWP. - MON. COUNTY  
 Form of Government  
 Township Committee  
 Number of Members - 3

PER CAPITA:  
 Gross Debt **155.22**  
 Net Debt  
 Debt Service  
 Total Tax Levy **1,653.82**  
 Municipal Expenditures **608.19**

PER CENT:  
 Gross Debt **.20**  
 Net Debt  
 Tax Levy Collected **89.71**  
 Tax Levy Cancelled, Abated or Adjusted **1.95**

EXPENDITURES		REVENUES-REALIZED		1990 PROPERTY TAX	
<b>GENERAL GOVERNMENT</b>				STATE EQUALIZED TAX RATE $\rightarrow$	
Governing Body & Public Boards		1990 Property Taxes Collected	<b>4,863,689.87</b>	Local District School Taxes	
Municipal Clerk		1990 Payments in Lieu of Taxes		Regional & Consolidated School Tax <b>1.23</b>	<b>3,396,324.46</b>
Financial Administration	<b>33,435.00</b>	Delinquent Tax & Lien Collections	<b>258,191.25</b>	School Taxes in Municipal Budget	
Assessment of Taxes	<b>47,285.00</b>	Business Personalty Replacement Taxes	<b>61,730.16</b>	County Taxes <b>.43</b>	<b>1,198,141.08</b>
Collection of Taxes	<b>35,200.00</b>	Taxes from Public Utilities	<b>285,709.00</b>	County Library Taxes <b>.01</b>	<b>39,298.84</b>
Planning, Housing & Development	<b>46,725.00</b>	Other Miscellaneous Tax Revenues		Local Municipal Purpose Taxes <b>.25</b>	<b>688,250.00</b>
Human Resources	<b>315.00</b>	State Aid Revenues	<b>111,552.03</b>	Veteran & Senior Citizen Taxes	<b>24,850.00</b>
Elections	<b>850.00</b>	Federal Aid Revenues		Total Taxes for Rate Computation <b>1.92</b>	<b>5,346,864.38</b>
General Administration (other)	<b>275,100.00</b>	State and Local Fiscal Assistance Act Utilized		Special District Taxes	
<b>JUDICIARY</b>		Sale of Acquired Property		Bank Corp. Taxes	
Municipal Courts	<b>73,000.00</b>	Other Miscellaneous Revenues	<b>297,241.15</b>	Added and Omitted Taxes	<b>97,560.94</b>
<b>PUBLIC SAFETY</b>		Total	<b>5,878,113.46</b>	Total Taxes Levied - ABSTRACT	<b>5,419,575.32</b>
Fire Protection	<b>79,725.00</b>	Prior Years Surplus Appropriated	<b>600,000.00</b>	Total Taxes Billed	<b>5,421,425.11</b>
Police Protection	<b>12,143.90</b>	REVENUES TOTAL	<b>6,478,113.46</b>	1990 TAXES COLLECTED	<b>4,863,689.87</b>
Civil Defense & Disaster Control	<b>6,000.00</b>	Reserve For Uncollected Taxes	<b>473,805.45</b>	1990 Taxes Cancelled, Abated or Adjusted	<b>105,547.26</b>
Environmental Inspection & Control	<b>81,743.00</b>			Transfer to Tax Title Liens or Foreclosed	<b>39,474.65</b>
Other Public Safety				Balance Outstanding Dec. 31, 1990	<b>412,713.33</b>
<b>PUBLIC WORKS</b>		<b>CAPITAL OUTLAY TOTAL</b>		<b>PRIOR YEARS TAXES OUTSTANDING</b>	
Streets and Drainage	<b>426,328.74</b>	Public Enterprises		Balance January 1, 1990	<b>314,373.47</b>
Sewers and Sewage Processing	<b>16,000.00</b>	Recreation-Culture		Collected in 1990	<b>258,191.25</b>
Garbage and Trash Disposal	<b>14,000.00</b>	Public Works		Cancelled, Abated or Adjusted 1990	
Public Buildings and Grounds	<b>29,065.00</b>	Buildings and Grounds		Transfers to Tax Title Liens or Foreclosed	<b>26,394.22</b>
Other Public Works		Library and Education		Balance December 31, 1990	<b>29,793.00</b>
<b>HEALTH and WELFARE</b>		Conservation		<b>TAX TITLE LIENS OUTSTANDING</b>	
Health Services Except Environmental	<b>31,135.00</b>	All Other		Balance January 1, 1990	
Welfare-Public Assistance	<b>13,875.00</b>			Transfer From Taxes	<b>70,759.79</b>
Hospital, Clinics, First Aid		<b>CAPITAL DEBT AUTHORIZED, DECEMBER 31, 1990</b>		Redeemed in 1990	
Animal, Insect, & Rodent Control	<b>20,200.00</b>	ISSUED AND UNISSUED GROSS DEBT		Cancelled, Abated or Adjusted (1990)	
Other Welfare Services		School	<b>508,650</b>	Transfers to Foreclosed Property	
<b>RECREATION and CONSERVATION</b>		Self-Liquidating		Balance December 31, 1990	<b>70,759.79</b>
Beaches and Boardwalks		Other		<b>PROPERTY ACQUIRED BY DEED OR FORECLOSURE</b>	
Parks, Playgrounds, Shade Trees		Total	<b>508,650</b>	Balance January 1, 1990	<b>11,600.00</b>
Land Reclamation & Conservation	<b>500.00</b>	ISSUED AND OUTSTANDING		Transfers From Taxes or Liens	
Other Recreational Services	<b>6,600.00</b>	School	<b>508,650.10</b>	Sale for Cash (1990)	
<b>EDUCATION (excluding schools)</b>		Self-Liquidating		Cancelled, Abated or Adjusted (1990)	
Libraries	<b>4,000.00</b>	Other		Balance December 31, 1990	<b>11,600.00</b>
Other Educational Services	<b>4,500.00</b>	Total	<b>508,650.10</b>	<b>CURRENT FINANCES DECEMBER 31, 1990</b>	
<b>STATUTORY EXPENDITURES</b>		EQUALIZED VALUATION BASIS FOR NET DEBT COMPUTATION	<b>249,629,771</b>	<b>ASSETS</b>	
Pensions & F. I. C. A.	<b>63,000.00</b>	<b>REAL PROPERTY VALUATIONS</b>		Cash Dec. 31, 1990	<b>1,601,043.28</b>
Employee Fringe Benefits	<b>53,000.00</b>	Code Class # of Parcels % VAL'N		Taxes Receivable	<b>442,506.33</b>
Other Statutory Expenditures		1 Vacant Land 214 6.53	<b>17,951,900.00</b>	Tax Title Liens	<b>70,759.79</b>
CETA And Other Public Employment Programs		2 Residential 788 58.61	<b>161,223,100.00</b>	Foreclosed Property	<b>11,600.00</b>
<b>MUNICIPAL FUNCTIONS TOTAL</b>	<b>1,373,725.64</b>	3 Farm 803 28.06	<b>77,221,295.00</b>	Emergencies & Other Deferred Charges	<b>39,000.00</b>
<b>CAPITAL IMPROVEMENTS *MEMO*</b>	<b>6,500.00</b>	4a Commercial 57 5.66	<b>15,566,300.00</b>	State and Federal Aid Receivable	
<b>DEBT SERVICE</b>		4b Industrial 15 1.06	<b>2,917,600.00</b>	Other Receivables	<b>56,216.86</b>
Principal Payments		4c Apartments 1 .08	<b>220,700.00</b>	Total	<b>2,223,126.26</b>
Interest Payments		Total 1873	<b>275,105,895.00</b>	<b>LIABILITIES, RESERVES, AND SURPLUS</b>	
<b>DEFERRED CHARGES</b>	<b>145,520.94</b>	Land Area 47.45 Sq. Miles		Cash Liabilities	<b>443,661.81</b>
SCHOOL, COUNTY, SPECIAL DISTRICT TAXES	<b>4,633,764.38</b>	Net Valuation Taxable-Municipal	<b>277,140,195</b>	Reserves for Receivables	<b>583,082.98</b>
RESERVE FOR UNCOLLECTED TAXES	<b>473,805.45</b>	Net Valuation Taxable-County	<b>290,934,029</b>	Surplus Dec. 31, 1990	<b>1,196,381.47</b>
<b>EXPENDITURES TOTAL</b>	<b>6,626,816.41</b>	State Equalized Valuation	<b>275,825,995</b>	Total	<b>2,223,126.26</b>
		State Equalization Ratio	<b>100.48</b>		



1714

Population 1980 **3,139**  
 Population 1990 **3,140**  
 S & P Rating  
 Moody Rating

General Tax Rate Per \$100.

**2.51**

State Equalized Tax Rate

**2.29**

## UPPER PITTSBURGH TWP. - SALEM CO.

Form of Government  
 Township Committee  
 Number of Members - 3

PER CAPITA:

Gross Debt

Net Debt

Debt Service

Total Tax Levy

Municipal Expenditures

**910.10****343.14**

PER CENT:

Gross Debt

Net Debt

Tax Levy Collected **90.03**

Tax Levy Cancelled, Abated

or Adjusted **.12**

EXPENDITURES		REVENUES-REALIZED		1990 PROPERTY TAX	
GENERAL GOVERNMENT		1990 Property Taxes Collected		STATE EQUALIZED TAX RATE	
Governing Body & Public Boards		2,577,625.54		Local District School Taxes	1.49 1,818,967.00
Municipal Clerk	15,964.00	1990 Payments in Lieu of Taxes		Regional & Consolidated School Tax	
Financial Administration	18,800.00	Delinquent Tax & Lien Collections		School Taxes in Municipal Budget	
Assessment of Taxes	26,200.00	Business Personalty Replacement Taxes		County Taxes	.80 984,018.26
Collection of Taxes	35,000.00	Taxes from Public Utilities		County Library Taxes	
Planning, Housing & Development	12,554.00	Other Miscellaneous Tax Revenues		Local Municipal Purpose Taxes	
Human Resources		State Aid Revenues		Veteran & Senior Citizen Taxes	31,600.00
Elections		Federal Aid Revenues		Total Taxes for Rate Computation	2.29 2,834,585.26
General Administration (other)	124,100.00	State and Local Fiscal Assistance Act Utilized		Special District Taxes	
JUDICIARY		Sale of Acquired Property		Bank Corp. Taxes	
Municipal Courts	38,000.00	Other Miscellaneous Revenues		Added and Omitted Taxes	54,737.50
PUBLIC SAFETY		Total		Total Taxes Levied - ABSTRACT	2,857,722.76
Fire Protection	54,890.96	Prior Years Surplus Appropriated		Total Taxes Billed	2,863,122.11
Police Protection	5,000.00	REVENUES TOTAL		1990 TAXES COLLECTED	2,577,625.54
Civil Defense & Disaster Control	3,652.00	Reserve For Uncollected Taxes		1990 Taxes Cancelled, Abated or Adjusted	3,453.13
Environmental Inspection & Control	13,000.00	CAPITAL OUTLAY TOTAL		Transfer to Tax Title Liens or Foreclosed	3,545.29
Other Public Safety		Public Enterprises		Balance Outstanding Dec. 31, 1990	278,498.15
PUBLIC WORKS		Recreation—Culture		PRIOR YEARS TAXES OUTSTANDING	
Streets and Drainage	182,250.00	Public Works		Balance January 1, 1990	167,538.74
Sewers and Sewage Processing	169,000.00	Buildings and Grounds		Collected in 1990	157,078.21
Public Buildings and Grounds	45,438.00	Library and Education		Cancelled, Abated or Adjusted 1990	
Other Public Works		Conservation		Transfers to Tax Title Liens or Foreclosed	2,405.84
HEALTH and WELFARE		All Other		Balance December 31, 1990	8,054.69
Health Services Except Environmental	1,000.00	CAPITAL DEBT AUTHORIZED, DECEMBER 31, 1990		TAX TITLE LIENS OUTSTANDING	
Welfare-Public Assistance	21,440.00	ISSUED AND UNISSUED GROSS DEBT NET DEBT		Balance January 1, 1990	2,685.28
Hospital, Clinics, First Aid		School		Transfer From Taxes	6,261.91
Animal, Insect, & Rodent Control	12,200.00	Self-Liquidating		Redeemed in 1990	699.90
Other Welfare Services		Other		Cancelled, Abated or Adjusted (1990)	
RECREATION and CONSERVATION		Total		Transfers to Foreclosed Property	
Beaches and Boardwalks		ISSUED AND OUTSTANDING		Balance December 31, 1990	8,247.29
Parks, Playgrounds, Shade Trees		School		PROPERTY ACQUIRED BY DEED OR FORECLOSURE	
Land Reclamation & Conservation		Self-Liquidating		Balance January 1, 1990	50.00
Other Recreational Services	21,200.00	Other		Transfers From Taxes or Liens	
EDUCATION (excluding schools)		Total		Sale for Cash (1990)	
Libraries	500.00	EQUALIZED VALUATION BASIS		Cancelled, Abated or Adjusted (1990)	
Other Educational Services	50,000.00	FOR NET DEBT COMPUTATION		Balance December 31, 1990	50.00
STATUTORY EXPENDITURES		REAL PROPERTY VALUATIONS		CURRENT FINANCES DECEMBER 31, 1990	
Pensions & F. I. C. A.	27,500.00	Code Class # of Parcels % VAL'N ASSESSED VALUATION		ASSETS	
Employee Fringe Benefits		1 Vacant Land 196 4.36 4,816,200.00		Cash Dec. 31, 1990	2,092,619.77
Other Statutory Expenditures	1,800.00	2 Residential 693 54.67 60,421,300.00		Taxes Receivable	286,552.84
CETA And Other Public Employment Programs		3 Farm 598 31.30 34,594,000.00		Tax Title Liens	8,247.29
MUNICIPAL FUNCTIONS		4a Commercial 65 9.67 10,631,100.00		Foreclosed Property	50.00
CAPITAL IMPROVEMENTS	300,000.00	4b Industrial		Emergencies & Other Deferred Charges	
DEBT SERVICE		4c Apartments		State and Federal Aid Receivable	
Principal Payments		Total 1852 110,512,600.00		Other Receivables	
Interest Payments		Land Area 40.10 Sq. Miles		Total	2,387,469.90
DEFERRED CHARGES		Net Valuation Taxable-Municipal		LIABILITIES, RESERVES, AND SURPLUS	
SCHOOL, COUNTY, SPECIAL DISTRICT TAXES	2,802,935.26	Net Valuation Taxable-County		Cash Liabilities	377,667.74
RESERVE FOR UNCOLLECTED TAXES	198,000.00	State Equalized Valuation		Reserves for Receivables	294,850.13
EXPENDITURES TOTAL	3,880,444.22	State Equalization Ratio		Surplus Dec. 31, 1990	1,714,952.03
				Total	2,387,469.90



0263

Population 1980 7,958  
 Population 1990 7,198  
 S & P Rating  
 Moody Rating

General Tax Rate Per \$100. 1.46  
 State Equalized Tax Rate 1.33

UPPER SADDLE RIVER - BERGEN COUNTY  
 Form of Government  
 Borough Council  
 Number of Members - 6

PER CAPITA:  
 Gross Debt 359.15  
 Net Debt 337.88  
 Debt Service 58.37  
 Total Tax Levy 2,422.03  
 Municipal Expenditures 785.83

PER CENT:  
 Gross Debt .20  
 Net Debt .19  
 Tax Levy Collected 94.27  
 Tax Levy Cancelled, Abated or Adjusted .12

EXPENDITURES		REVENUES-REALIZED		1990 PROPERTY TAX	
<b>GENERAL GOVERNMENT</b>				<b>STATE EQUALIZED TAX RATE</b>	
Governing Body & Public Boards		1990 Property Taxes Collected	16,451,540.03	Local District School Taxes	.52 6,729,945.00
Municipal Clerk		1990 Payments in Lieu of Taxes	1,643.88	Regional & Consolidated School Tax	.33 4,333,307.64
Financial Administration	17,650.40	Delinquent Tax & Lien Collections	586,609.88	School Taxes in Municipal Budget	
Assessment of Taxes	30,940.00	Business Personalty Replacement Taxes	92,976.08	County Taxes	.25 3,219,466.62
Collection of Taxes	37,650.00	Taxes from Public Utilities	833,162.00	County Library Taxes	
Planning, Housing & Development	72,650.00	Other Miscellaneous Tax Revenues		Local Municipal Purpose Taxes	.23 3,026,390.13
Human Resources	56,325.42	State Aid Revenues	189,355.65	Veteran & Senior Citizen Taxes	
Elections	40,400.00	Federal Aid Revenues		Total Taxes for Rate Computation	1.33 17,342,259.39
General Administration (other)	470,593.04	State and Local Fiscal Assistance Act Utilized		Special District Taxes	
<b>JUDICIARY</b>		Sole of Acquired Property		Bank Corp. Taxes	
Municipal Courts	42,675.59	Other Miscellaneous Revenues	556,901.59	Added and Omitted Taxes	124,637.39
<b>PUBLIC SAFETY</b>		Total	18,712,189.11	Total Taxes Levied - ABSTRACT	17,433,746.78
Fire Protection	72,312.10	Prior Years Surplus Appropriated	900,000.00	Total Taxes Billed	17,450,784.15
Police Protection	1,024,779.60	REVENUES TOTAL	19,612,189.11	1990 TAXES COLLECTED	16,451,540.03
Civil Defense & Disaster Control	600.00	Reserve For Uncollected Taxes	898,562.19	1990 Taxes Cancelled, Abated or Adjusted	20,778.15
Environmental Inspection & Control	82,200.00	<b>CAPITAL OUTLAY TOTAL</b>	428,184.08	Transfer to Tax Title Liens or Foreclosed	79,228.90
Other Public Safety				Balance Outstanding Dec. 31, 1990	899,237.07
<b>PUBLIC WORKS</b>				<b>PRIOR YEARS TAXES OUTSTANDING</b>	
Streets and Drainage	277,472.96	Public Enterprises		Balance January 1, 1990	641,196.86
Sewers and Sewage Processing	210,617.57	Recreation-Culture		Collected in 1990	575,475.80
Garbage and Trash Disposal	929,972.60	Public Works	167,575.76	Cancelled, Abated or Adjusted 1990	.27
Public Buildings and Grounds	29,450.00	Buildings and Grounds	260,608.32	Transfers to Tax Title Liens or Foreclosed	47,912.99
Other Public Works	28,000.00	Library and Education		Balance December 31, 1990	17,807.80
<b>HEALTH and WELFARE</b>		Conservation		<b>TAX TITLE LIENS OUTSTANDING</b>	
Health Services Except Environmental	35,225.56	All Other		Balance January 1, 1990	14,185.20
Welfare-Public Assistance	20,025.00	<b>CAPITAL DEBT AUTHORIZED, DECEMBER 31, 1990</b>		Transfer From Taxes	134,955.08
Hospital, Clinics, First Aid		<b>ISSUED AND UNISSUED GROSS DEBT NET DEBT</b>		Redeemed in 1990	11,134.08
Animal, Insect, & Rodent Control		School 105,445	4	Cancelled, Abated or Adjusted (1990)	
Other Welfare Services		Self-Liquidating		Transfers to Foreclosed Property	
<b>RECREATION and CONSERVATION</b>		Other 2,479,690	2,432,090	Balance December 31, 1990	138,006.20
Beaches and Boardwalks		Total 2,585,135	2,432,094	<b>PROPERTY ACQUIRED BY DEED OR FORECLOSURE</b>	
Parks, Playgrounds, Shode Trees	36,225.00	<b>ISSUED AND OUTSTANDING</b>		Balance January 1, 1990	
Land Reclamation & Conservation	58,005.06	School 105,441.31		Transfers From Taxes or Liens	
Other Recreational Services	2,750.00	Self-Liquidating		Sole for Cash (1990)	
<b>EDUCATION (excluding schools)</b>		Other 2,434,690.00		Cancelled, Abated or Adjusted (1990)	
Libraries	266,705.96	Total 2,540,131.31		Balance December 31, 1990	
Other Educational Services		<b>EQUALIZED VALUATION BASIS FOR NET DEBT COMPUTATION</b>	1,290,529.024	<b>CURRENT FINANCES DECEMBER 31, 1990</b>	
<b>STATUTORY EXPENDITURES</b>		<b>REAL PROPERTY VALUATIONS</b>		<b>ASSETS</b>	
Pensions & F. I. C. A.	291,102.00	Code Class # of Parcels % VAL'N		Cash Dec. 31, 1990	1,919,652.18
Employee Fringe Benefits	150,200.00	1 Vacant Land 136 2.41	28,464,550.00	Taxes Receivable	917,044.87
Other Statutory Expenditures		2 Residential 2385 87.66	1,036,908,100.00	Tax Title Liens	138,006.20
CETA And Other Public Employment Programs		3 Farm 6 .30	3,565,300.00	Foreclosed Property	
<b>MUNICIPAL FUNCTIONS TOTAL</b>	4,284,527.86	4a Commercial 69 9.22	109,042,800.00	Emergencies & Other Deferred Charges	15,000.00
<b>CAPITAL IMPROVEMENTS *MEMO*</b>	40,000.00	4b Industrial 4 .41	4,863,000.00	State and Federal Aid Receivable	
<b>DEBT SERVICE</b>		4c Apartments		Other Receivables	107,815.86
Principal Payments	281,814.56	Total 2600	1,182,843,750.00	Total	3,097,519.11
Interest Payments	138,301.63	Land Area 5.10 Sq. Miles		<b>LIABILITIES, RESERVES, AND SURPLUS</b>	
<b>DEFERRED CHARGES</b>	53,231.50	Net Valuation Taxable-Municipal	1,186,722,381	Cash Liabilities	569,188.00
<b>SCHOOL, COUNTY, SPECIAL DISTRICT TAXES</b>	14,282,719.26	Net Valuation Taxable-County	1,333,343,675	Reserves for Receivables	1,162,866.93
<b>RESERVE FOR UNCOLLECTED TAXES</b>	898,562.19	State Equalized Valuation	1,301,567,879	Surplus Dec. 31, 1990	1,365,464.18
<b>EXPENDITURES TOTAL</b>	19,939,157.00	State Equalization Ratio	91.15	Total	3,097,519.11

0122

Population 1980 11,704

Population 1990 11,005

S &amp; P Rating

Moody Rating

A

General Tax Rate Per \$100.

1.68

State Equalized Tax Rate

1.66

## VENTNOR CITY CITY - ATLANTIC CO.

Form of Government

Commission (1911)

Number of Members - 3

PER CAPITA:

Gross Debt 1,014.93

Net Debt 535.28

Debt Service 177.17

Total Tax Levy 1,601.49

Municipal Expenditures 1,041.25

PER CENT:

Gross Debt 1.17

Net Debt .62

Tax Levy Collected 94.53

Tax Levy Cancelled, Abated

or Adjusted .45

EXPENDITURES		REVENUES-REALIZED		1990 PROPERTY TAX	
GENERAL GOVERNMENT				STATE EQUALIZED TAX RATE	
Governing Body & Public Boards		1990 Property Taxes Collected	16,665,548.71	Local District School Taxes	40 4,268,010.00
Municipal Clerk	71,735.00	1990 Payments in Lieu of Taxes		Regional & Consolidated School Tax	
Financial Administration	117,974.00	Delinquent Tax & Lien Collections	611,105.88	School Taxes in Municipal Budget	.07 717,845.00
Assessment of Taxes	41,264.00	Business Personalty Replacement Taxes	65,844.92	County Taxes	.44 * 4,596,674.46
Collection of Taxes	58,946.00	Taxes from Public Utilities	509,754.00	County Library Taxes	.03 320,577.75
Planning, Housing & Development	32,079.08	Other Miscellaneous Tax Revenues		Local Municipal Purpose Taxes	.73 7,704,667.98
Human Resources	68,567.29	State Aid Revenues	66,094.25	Veteran & Senior Citizen Taxes	
Elections	6,354.53	Federal Aid Revenues		Total Taxes for Rate Computation	1.67 17,731,025.19
General Administration (other)	1,066,465.77	State and Local Fiscal Assistance Act Utilized		Special District Taxes	
JUDICIARY		Sale of Acquired Property		Bank Corp. Taxes	
Municipal Courts	117,842.18	Other Miscellaneous Revenues	1,714,675.52	Added and Omitted Taxes	16,674.88
PUBLIC SAFETY		Total	19,633,023.28	Total Taxes Levied - ABSTRACT	17,624,450.07
Fire Protection	1,532,007.68	Prior Years Surplus Appropriated	395,000.00	Total Taxes Billed	17,630,472.65
Police Protection	1,618,095.01	REVENUES TOTAL	20,028,023.28	1990 TAXES COLLECTED	16,665,548.71
Civil Defense & Disaster Control	28,978.00	Reserve For Uncollected Taxes	762,502.36	1990 Taxes Cancelled, Abated or Adjusted	79,394.69
Environmental Inspection & Control	226,004.53	CAPITAL OUTLAY TOTAL	2,156,077.66	Transfer to Tax Title Liens or Foreclosed	804.47
Other Public Safety	55,000.00			Balance Outstanding Dec. 31, 1990	884,724.78
PUBLIC WORKS				PRIOR YEARS TAXES OUTSTANDING	
Streets and Drainage	305,054.00	Public Enterprises	735,275.79	Balance January 1, 1990	699,495.41
Sewers and Sewage Processing	27,000.00	Recreation-Culture	272,468.84	Collected in 1990	611,105.88
Garbage and Trash Disposal	1,351,250.00	Public Works	609,655.72	Cancelled, Abated or Adjusted 1990	41,101.20
Public Buildings and Grounds	286,501.61	Buildings and Grounds	538,677.31	Transfers to Tax Title Liens or Foreclosed	
Other Public Works	36,100.00	Library and Education		Balance December 31, 1990	47,288.33
HEALTH and WELFARE		Conservation		TAX TITLE LIENS OUTSTANDING	
Health Services Except Environmental		All Other		Balance January 1, 1990	3,436.98
Welfare-Public Assistance	12,800.00	CAPITAL DEBT AUTHORIZED, DECEMBER 31, 1990		Transfer From Taxes	804.47
Hospital, Clinics, First Aid		ISSUED AND UNISSUED		Redeemed in 1990	
Animal, Insect, & Rodent Control	6,000.00	School	3,077,000	Cancelled, Abated or Adjusted (1990)	
Other Welfare Services		Self-Liquidating	2,201,500	Transfers to Foreclosed Property	
RECREATION and CONSERVATION		Other	5,890,750	Balance December 31, 1990	4,241.45
Beaches and Boardwalks	248,724.09	Total	11,169,250	PROPERTY ACQUIRED BY DEED OR	
Parks, Playgrounds, Shade Trees		ISSUED AND OUTSTANDING		FORECLOSURE	
Land Reclamation & Conservation		School	3,077,000.00	Balance January 1, 1990	151,060.00
Other Recreational Services	154,024.37	Self-Liquidating	2,200,000.00	Transfers From Taxes or Liens	
EDUCATION (excluding schools)		Other	5,873,000.00	Sale for Cash (1990)	
Libraries		Total	11,150,000.00	Cancelled, Abated or Adjusted (1990)	
Other Educational Services		EQUALIZED VALUATION BASIS		Balance December 31, 1990	151,060.00
STATUTORY EXPENDITURES		FOR NET DEBT COMPUTATION	954,032,624	CURRENT FINANCES DECEMBER 31, 1990	
Pensions & F. I. C. A.	682,762.50	REAL PROPERTY VALUATIONS		ASSETS	
Employee Fringe Benefits	524,564.34	Code Class # of Parcels % VAL'N		Cash Dec. 31, 1990	2,550,111.93
Other Statutory Expenditures	10,000.00	1 Vacant Land 289 2.31		Taxes Receivable	932,013.11
CETA And Other Public Employment Programs		2 Residential 5747 89.44		Tax Title Liens	4,241.45
MUNICIPAL FUNCTIONS TOTAL	8,686,093.98	3 Farm 141 5.17		Foreclosed Property	151,060.00
CAPITAL IMPROVEMENTS *MEMO*	20,000.00	4a Commercial 2 .14		Emergencies & Other Deferred Charges	124,108.46
DEBT SERVICE		4b Industrial 37 2.95		State and Federal Aid Receivable	
Principal Payments	1,205,000.00	Total 6216		Other Receivables	183,424.43
Interest Payments	744,778.75	Land Area 2.10 Sq. Miles		Total	3,944,959.38
TYPE I SCHL DEBT *MEMO	717,845.00	Net Valuation Taxable-Municipal	1,046,571,304	LIABILITIES, RESERVES, AND SURPLUS	
DEFERRED CHARGES	60,625.95	Net Valuation Taxable-County	978,898,202	Cash Liabilities	1,462,008.35
SCHOOL, COUNTY, SPECIAL DISTRICT TAXES	9,903,107.21	State Equalized Valuation	1,056,548,347	Reserves for Receivables	1,270,608.99
RESERVE FOR UNCOLLECTED TAXES	762,502.36	State Equalization Ratio	99.05	Surplus Dec. 31, 1990	1,212,342.04
EXPENDITURES TOTAL	21,362,108.25			Total	3,944,959.38



**1922**  
 Population 1980 **16,302**  
 Population 1990 **21,211**  
 S & P Rating  
 Moody Rating

General Tax Rate Per \$100. **3.37**  
 State Equalized Tax Rate **1.70**

**VERNON TOWNSHIP - SUSSEX COUNTY**  
 Form of Government  
**Township Committee**  
 Number of Members - 5

PER CAPITA:  
 Gross Debt **929.90**  
 Net Debt **436.05**  
 Debt Service **32.43**  
 Total Tax Levy **1,156.26**  
 Municipal Expenditures **423.99**  
 PER CENT:  
 Gross Debt **1.51**  
 Net Debt **.71**  
 Tax Levy Collected **91.82**  
 Tax Levy Cancelled, Abated or Adjusted **.07**

EXPENDITURES		REVENUES-REALIZED		1990 PROPERTY TAX	
<b>GENERAL GOVERNMENT</b>				<b>STATE EQUALIZED TAX RATE</b> <b>1.70</b>	
Governing Body & Public Boards		1990 Property Taxes Collected	<b>22,538,538.05</b>	Local District School Taxes	<b>15,147,697.62</b>
Municipal Clerk		1990 Payments in Lieu of Taxes	<b>3,607.49</b>	Regional & Consolidated School Tax	
Financial Administration	<b>79,788.00</b>	Delinquent Tax & Lien Collections	<b>1,075,975.20</b>	School Taxes in Municipal Budget	
Assessment of Taxes	<b>152,900.00</b>	Business Personalty Replacement Taxes	<b>112,513.64</b>	County Taxes	<b>5,131,885.99</b>
Collection of Taxes	<b>134,294.00</b>	Taxes from Public Utilities	<b>1,374,237.00</b>	County Library Taxes	<b>316,129.60</b>
Planning, Housing & Development	<b>348,896.00</b>	Other Miscellaneous Tax Revenues		Local Municipal Purpose Taxes	<b>3,753,421.00</b>
Human Resources	<b>65,779.00</b>	State Aid Revenues	<b>90,868.16</b>	Veteran & Senior Citizen Taxes	<b>115,350.00</b>
Elections	<b>3,456.77</b>	Federal Aid Revenues		Total Taxes for Rate Computation	<b>24,464,484.21</b>
General Administration (other)	<b>857,121.00</b>	State and Local Fiscal Assistance Act Utilized		Special District Taxes	
<b>JUDICIARY</b>		Sale of Acquired Property		Bank Corp. Taxes	
Municipal Courts	<b>68,607.00</b>	Other Miscellaneous Revenues	<b>1,328,813.72</b>	Added and Omitted Taxes	<b>176,283.30</b>
<b>PUBLIC SAFETY</b>		Total	<b>26,529,553.26</b>	Total Taxes Levied - ABSTRACT	<b>24,525,418.01</b>
Fire Protection	<b>128,274.40</b>	Prior Years Surplus Appropriated	<b>1,604,362.00</b>	Total Taxes Billed	<b>24,545,543.26</b>
Police Protection	<b>1,466,368.00</b>	REVENUES TOTAL	<b>28,133,915.26</b>	1990 TAXES COLLECTED	<b>22,538,538.05</b>
Civil Defense & Disaster Control	<b>5,700.00</b>	Reserve For Uncollected Taxes	<b>1,911,225.00</b>	1990 Taxes Cancelled, Abated or Adjusted	<b>17,428.25</b>
Environmental Inspection & Control	<b>127,522.00</b>			Transfer to Tax Title Liens or Foreclosed	<b>198,133.51</b>
Other Public Safety		<b>CAPITAL OUTLAY TOTAL</b>	<b>2,562,448.28</b>	Balance Outstanding Dec. 31, 1990	<b>1,791,443.45</b>
<b>PUBLIC WORKS</b>				<b>PRIOR YEARS TAXES OUTSTANDING</b>	
Streets and Drainage	<b>938,500.00</b>	Public Enterprises		Balance January 1, 1990	<b>1,151,680.05</b>
Sewers and Sewage Processing		Recreation-Culture		Collected in 1990	<b>1,043,257.47</b>
Garbage and Trash Disposal	<b>10,000.00</b>	Public Works	<b>671,013.65</b>	Cancelled, Abated or Adjusted 1990	<b>12,514.54</b>
Public Buildings and Grounds	<b>147,000.00</b>	Buildings and Grounds	<b>1,888,931.63</b>	Transfers to Tax Title Liens or Foreclosed	<b>77,996.89</b>
Other Public Works	<b>61,000.00</b>	Library and Education		Balance December 31, 1990	<b>17,911.05</b>
<b>HEALTH and WELFARE</b>		Conservation	<b>2,503.00</b>	<b>TAX TITLE LIENS OUTSTANDING</b>	
Health Services Except Environmental	<b>327,000.00</b>	All Other		Balance January 1, 1990	<b>417,128.67</b>
Welfare-Public Assistance	<b>8,000.00</b>	<b>CAPITAL DEBT AUTHORIZED, DECEMBER 31, 1990</b>		Transfer From Taxes	<b>286,530.28</b>
Hospital, Clinics, First Aid		ISSUED AND UNISSUED		Redeemed in 1990	<b>32,717.73</b>
Animal, Insect, & Rodent Control	<b>141,334.00</b>	School	<b>10,380,000</b>	Cancelled, Abated or Adjusted (1990)	
Other Welfare Services		Self-Liquidating		Transfers to Foreclosed Property	
<b>RECREATION and CONSERVATION</b>		Other	<b>9,344,014</b>	Balance December 31, 1990	<b>670,941.22</b>
Beaches and Boardwalks		Total	<b>19,724,014</b>	<b>PROPERTY ACQUIRED BY DEED OR FORECLOSURE</b>	
Parks, Playgrounds, Shade Trees	<b>10,000.00</b>	ISSUED AND OUTSTANDING		Balance January 1, 1990	<b>61,300.00</b>
Land Reclamation & Conservation	<b>111,500.00</b>	School	<b>10,380,000.00</b>	Transfers From Taxes or Liens	
Other Recreational Services	<b>140,684.23</b>	Self-Liquidating		Sale for Cash (1990)	
<b>EDUCATION (excluding schools)</b>		Other	<b>4,307,364.00</b>	Cancelled, Abated or Adjusted (1990)	
Libraries		Total	<b>14,687,364.00</b>	Balance December 31, 1990	<b>61,300.00</b>
Other Educational Services		<b>EQUALIZED VALUATION BASIS FOR NET DEBT COMPUTATION</b>	<b>1,305,950,502</b>	<b>CURRENT FINANCES DECEMBER 31, 1990</b>	
<b>STATUTORY EXPENDITURES</b>		<b>REAL PROPERTY VALUATIONS</b>		<b>ASSETS</b>	
Pensions & F. I. C. A.	<b>477,549.00</b>	Code Class # of Parcels % VAL'N		Cash Dec. 31, 1990	<b>2,243,774.29</b>
Employee Fringe Benefits	<b>557,300.00</b>	1 Vacant Land 3816 7.50	<b>53,980,302.00</b>	Taxes Receivable	<b>1,809,354.50</b>
Other Statutory Expenditures	<b>1,000.00</b>	2 Residential 9146 79.57	<b>572,362,462.00</b>	Tax Title Liens	<b>670,941.22</b>
<b>CETA And Other Public Employment Programs</b>		3 Farm 355 2.09	<b>15,042,086.00</b>	Foreclosed Property	<b>61,300.00</b>
<b>MUNICIPAL FUNCTIONS</b>		4a Commercial 276 10.23	<b>73,605,151.00</b>	Emergencies & Other Deferred Charges	<b>220,000.00</b>
<b>CAPITAL IMPROVEMENTS</b>	<b>*MEMO*</b>	4b Industrial 18 .53	<b>3,798,300.00</b>	State and Federal Aid Receivable	<b>42,988.72</b>
<b>DEBT SERVICE</b>		4c Apartments 3 .07	<b>483,000.00</b>	Other Receivables	<b>372,436.51</b>
Principal Payments	<b>500,000.00</b>	Total 13614	<b>719,277,301.00</b>	Total	<b>5,420,795.24</b>
Interest Payments	<b>187,827.00</b>	Land Area 67.25 Sq. Miles		<b>LIABILITIES, RESERVES, AND SURPLUS</b>	
<b>DEFERRED CHARGES</b>		Net Valuation Taxable-Municipal	<b>723,123,416</b>	Cash Liabilities	<b>1,219,748.97</b>
<b>SCHOOL, COUNTY, SPECIAL DISTRICT TAXES</b>	<b>20,595,713.21</b>	Net Valuation Taxable-County	<b>1,429,506,605</b>	Reserves for Receivables	<b>2,914,032.23</b>
<b>RESERVE FOR UNCOLLECTED TAXES</b>	<b>1,911,225.00</b>	State Equalized Valuation	<b>1,429,569,209</b>	Surplus Dec. 31, 1990	<b>1,287,014.04</b>
<b>EXPENDITURES</b>	<b>29,589,066.65</b>	State Equalization Ratio	<b>50.45</b>	Total	<b>5,420,795.24</b>



0720

Population 1980 **14,166**  
 Population 1990 **13,597**  
 S & P Rating  
 Moody Rating **A1**

General Tax Rate Per \$100.

**4.31**

State Equalized Tax Rate

**2.01**

**VERONA TOWNSHIP - ESSEX COUNTY**  
 Form of Government  
**Council-Manager Plan B (OMCL 50)**  
 Number of Members - 5

PER CAPITA:

Gross Debt **2,660.07**  
 Net Debt **647.07**  
 Debt Service **54.73**  
 Total Tax Levy **1,693.45**  
 Municipal Expenditures **610.89**

PER CENT:

Gross Debt **3.28**  
 Net Debt **.80**  
 Tax Levy Collected **96.90**  
 Tax Levy Cancelled, Abated or Adjusted **.34**

EXPENDITURES		REVENUES-REALIZED		1990 PROPERTY TAX	
<b>GENERAL GOVERNMENT</b>				<b>STATE EQUALIZED TAX RATE</b>	
Governing Body & Public Boards		1990 Property Taxes Collected	<b>22,325,424.44</b>	Local District School Taxes	<b>10,982,619.00</b>
Municipal Clerk		1990 Payments in Lieu of Taxes	<b>94,346.76</b>	Regional & Consolidated School Tax	
Financial Administration	<b>27,830.42</b>	Delinquent Tax & Lien Collections	<b>311,844.55</b>	School Taxes in Municipal Budget	
Assessment of Taxes	<b>53,978.00</b>	Business Personalty Replacement Taxes	<b>174,455.08</b>	County Taxes	<b>6,773,096.14</b>
Collection of Taxes	<b>161,670.00</b>	Taxes from Public Utilities	<b>747,660.00</b>	County Library Taxes	
Planning, Housing & Development	<b>15,850.00</b>	Other Miscellaneous Tax Revenues		Local Municipal Purpose Taxes	<b>5,223,324.52</b>
Human Resources	<b>69,223.96</b>	State Aid Revenues	<b>107,822.25</b>	Veteran & Senior Citizen Taxes	<b>104,500.00</b>
Elections	<b>5,625.00</b>	Federal Aid Revenues		Total Taxes for Rate Computation	<b>23,083,539.66</b>
General Administration (other)	<b>607,800.00</b>	State and Local Fiscal Assistance Act Utilized		Special District Taxes	
<b>JUDICIARY</b>		Sale of Acquired Property		Bank Corp. Taxes	
Municipal Courts	<b>121,601.00</b>	Other Miscellaneous Revenues	<b>1,160,863.67</b>	Added and Omitted Taxes	<b>46,802.25</b>
<b>PUBLIC SAFETY</b>		Total	<b>24,922,416.75</b>	Total Taxes Levied - ABSTRACT	<b>23,025,841.91</b>
Fire Protection	<b>261,632.10</b>	Prior Years Surplus Appropriated	<b>1,277,300.00</b>	Total Taxes Billed	<b>23,040,147.98</b>
Police Protection	<b>1,746,383.63</b>	REVENUES TOTAL	<b>26,199,716.75</b>	1990 TAXES COLLECTED	<b>22,325,424.44</b>
Civil Defense & Disaster Control	<b>470.00</b>	Reserve For Uncollected Taxes	<b>735,485.13</b>	1990 Taxes Cancelled, Abated or Adjusted	<b>79,180.83</b>
Environmental Inspection & Control	<b>86,725.00</b>	CAPITAL OUTLAY TOTAL	<b>8,268,691.70</b>	Transfer to Tax Title Liens or Foreclosed	<b>98,285.24</b>
Other Public Safety				Balance Outstanding Dec. 31, 1990	<b>537,257.47</b>
<b>PUBLIC WORKS</b>				<b>PRIOR YEARS TAXES OUTSTANDING</b>	
Streets and Drainage	<b>478,248.00</b>	Public Enterprises	<b>7,440,547.36</b>	Balance January 1, 1990	<b>322,130.78</b>
Sewers and Sewage Processing	<b>183,518.00</b>	Recreation-Culture	<b>25,006.32</b>	Collected in 1990	<b>311,844.55</b>
Garbage and Trash Disposal	<b>1,165,000.00</b>	Public Works	<b>575,350.30</b>	Cancelled, Abated or Adjusted 1990	<b>9.23</b>
Public Buildings and Grounds	<b>51,500.00</b>	Buildings and Grounds	<b>209,555.23</b>	Transfers to Tax Title Liens or Foreclosed	<b>8,200.00</b>
Other Public Works		Library and Education	<b>18,232.49</b>	Balance December 31, 1990	<b>2,077.00</b>
<b>HEALTH and WELFARE</b>		Conservation		<b>TAX TITLE LIENS OUTSTANDING</b>	
Health Services Except Environmental	<b>135,687.00</b>	All Other		Balance January 1, 1990	<b>114,404.05</b>
Welfare-Public Assistance	<b>21,680.00</b>	CAPITAL DEBT AUTHORIZED, DECEMBER 31, 1990		Transfer From Taxes	<b>108,068.38</b>
Hospital, Clinics, First Aid		ISSUED AND UNISSUED GROSS DEBT NET DEBT		Redeemed in 1990	
Animal, Insect, & Rodent Control		School 464,000		Cancelled, Abated or Adjusted (1990)	
Other Welfare Services		Self-Liquidating 29,220,358	<b>2,541,308</b>	Transfers to Foreclosed Property	
<b>RECREATION and CONSERVATION</b>		Other 6,484,675	<b>6,256,837</b>	Balance December 31, 1990	<b>222,472.43</b>
Beaches and Boardwalks		Total 36,169,033	<b>8,798,145</b>	<b>PROPERTY ACQUIRED BY DEED OR FORECLOSURE</b>	
Parks, Playgrounds, Shade Trees	<b>28,260.00</b>	ISSUED AND OUTSTANDING		Balance January 1, 1990	<b>298,217.00</b>
Land Reclamation & Conservation		School		Transfers From Taxes or Liens	
Other Recreational Services	<b>301,117.00</b>	Self-Liquidating		Sale for Cash (1990)	
<b>EDUCATION (excluding schools)</b>		Other		Cancelled, Abated or Adjusted (1990)	
Libraries	<b>372,397.00</b>	Total		Balance December 31, 1990	<b>298,217.00</b>
Other Educational Services		EQUALIZED VALUATION BASIS		<b>CURRENT FINANCES DECEMBER 31, 1990</b>	
<b>STATUTORY EXPENDITURES</b>		FOR NET DEBT COMPUTATION	<b>1,102,054,332</b>	<b>ASSETS</b>	
Pensions & F. I. C. A.	<b>483,124.44</b>	REAL PROPERTY VALUATIONS		Cash Dec. 31, 1990	<b>4,680,282.08</b>
Employee Fringe Benefits	<b>383,100.00</b>	Code Class # of Parcels % VAL'N ASSESSED VALUATION		Taxes Receivable	<b>539,334.47</b>
Other Statutory Expenditures	<b>5,000.00</b>	1 Vacant Land 85 1.07	<b>5,717,600.00</b>	Tax Title Liens	<b>222,472.43</b>
<b>CETA And Other Public Employment Programs</b>		2 Residential 4805 86.66	<b>461,489,100.00</b>	Foreclosed Property	<b>298,217.00</b>
<b>MUNICIPAL FUNCTIONS TOTAL</b>	<b>6,772,420.55</b>	3 Farm 167 9.44	<b>50,290,800.00</b>	Emergencies & Other Deferred Charges	<b>21,600.00</b>
<b>CAPITAL IMPROVEMENTS *MEMO*</b>	<b>60,000.00</b>	4a Commercial 7 .61	<b>3,236,400.00</b>	State and Federal Aid Receivable	<b>623.26</b>
<b>DEBT SERVICE</b>		4b Industrial 14 2.22	<b>11,816,600.00</b>	Other Receivables	<b>24,219.22</b>
Principal Payments	<b>345,000.00</b>	Total 5078	<b>532,550,500.00</b>	Total	<b>5,786,748.46</b>
Interest Payments	<b>399,136.88</b>	Land Area 2.80 Sq. Miles		<b>LIABILITIES, RESERVES, AND SURPLUS</b>	
<b>DEFERRED CHARGES</b>	<b>54,200.00</b>	Net Valuation Taxable-Municipal	<b>533,488,300</b>	Cash Liabilities	<b>2,929,755.64</b>
<b>SCHOOL, COUNTY, SPECIAL DISTRICT TAXES</b>	<b>17,755,715.14</b>	Net Valuation Taxable-County	<b>1,130,360,568</b>	Reserves for Receivables	<b>1,084,243.12</b>
<b>RESERVE FOR UNCOLLECTED TAXES</b>	<b>735,485.13</b>	State Equalized Valuation	<b>1,141,302,896</b>	Surplus Dec. 31, 1990	<b>1,772,749.70</b>
<b>EXPENDITURES TOTAL</b>	<b>26,062,007.70</b>	State Equalization Ratio	<b>46.70</b>	Total	<b>5,786,748.46</b>

1437

Population 1980 1,043  
 Population 1990 1,314  
 S & P Rating  
 Moody Rating

General Tax Rate Per \$100. 1.78  
 State Equalized Tax Rate 2.06

VICTORY GARDENS BORO. - MORRIS CO.  
 Form of Government  
 Borough Council  
 Number of Members - 6

PER CAPITA:  
 Gross Debt 335.50  
 Net Debt 335.50  
 Debt Service  
 Total Tax Levy 726.24  
 Municipal Expenditures 413.14

PER CENT:  
 Gross Debt 1.17  
 Net Debt 1.17  
 Tax Levy Collected 91.96  
 Tax Levy Cancelled, Abated or Adjusted .34

EXPENDITURES		REVENUES-REALIZED		1990 PROPERTY TAX	
GENERAL GOVERNMENT				STATE EQUALIZED TAX RATE 1.41	
Governing Body & Public Boards		1990 Property Taxes Collected	881,386.89	Local District School Taxes	622,515.50
Municipal Clerk	27,950.00	1990 Payments in Lieu of Taxes	73,457.27	Regional & Consolidated School Tax	
Financial Administration	4,000.00	Delinquent Tax & Lien Collections	10,183.81	School Taxes in Municipal Budget	
Assessment of Taxes		Business Personalty Replacement Taxes	4,352.20	County Taxes	125,912.00
Collection of Taxes		Taxes from Public Utilities	23,763.00	County Library Taxes	
Planning, Housing & Development	10,000.00	Other Miscellaneous Tax Revenues		Local Municipal Purpose Taxes	158,238.77
Human Resources		State Aid Revenues	16,668.00	Veteran & Senior Citizen Taxes	5,800.00
Elections		Federal Aid Revenues		Total Taxes for Rate Computation	912,466.27
General Administration (other)	119,035.24	State and Local Fiscal Assistance Act Utilized		Special District Taxes	
JUDICIARY		Sale of Acquired Property		Bank Corp. Taxes	
Municipal Courts	9,500.00	Other Miscellaneous Revenues	179,180.51	Added and Omitted Taxes	47,618.70
PUBLIC SAFETY		Total	1,188,991.68	Total Taxes Levied - ABSTRACT	954,284.97
Fire Protection	9,000.00	Prior Years Surplus Appropriated	202,752.00	Total Taxes Billed	958,494.02
Police Protection	3,000.00	REVENUES TOTAL	1,391,743.68	1990 TAXES COLLECTED	881,386.89
Civil Defense & Disaster Control	500.00	Reserve For Uncollected Taxes	111,313.77	1990 Taxes Cancelled, Abated or Adjusted	3,274.99
Environmental Inspection & Control	7,834.00	CAPITAL OUTLAY TOTAL	75,553.47	Transfer to Tax Title Liens or Foreclosed	
Other Public Safety				Balance Outstanding Dec. 31, 1990	73,832.14
PUBLIC WORKS				PRIOR YEARS TAXES OUTSTANDING	
Streets and Drainage	51,500.00	Public Enterprises		Balance January 1, 1990	87,910.98
Sewers and Sewage Processing	41,587.00	Recreation-Culture	36,473.30	Collected in 1990	5,026.74
Garbage and Trash Disposal	70,000.00	Public Works	19,824.54	Cancelled, Abated or Adjusted 1990	78,836.37
Public Buildings and Grounds	24,000.00	Buildings and Grounds	19,255.63	Transfers to Tax Title Liens or Foreclosed	
Other Public Works		Library and Education		Balance December 31, 1990	4,047.87
HEALTH and WELFARE		Conservation		TAX TITLE LIENS OUTSTANDING	
Health Services Except Environmental	12,850.00	All Other		Balance January 1, 1990	5,740.28
Welfare-Public Assistance	3,800.00	CAPITAL DEBT AUTHORIZED, DECEMBER 31, 1990		Transfer From Taxes	
Hospital, Clinics, First Aid		ISSUED AND UNISSUED GROSS DEBT NET DEBT		Redeemed in 1990	5,157.07
Animal, Insect, & Rodent Control	2,690.52	School		Cancelled, Abated or Adjusted (1990)	
Other Welfare Services		Self-Liquidating		Transfers to Foreclosed Property	
RECREATION and CONSERVATION		Other	440,850	Balance December 31, 1990	583.21
Beaches and Boardwalks		Total	440,850	PROPERTY ACQUIRED BY DEED OR FORECLOSURE	
Parks, Playgrounds, Shade Trees				Balance January 1, 1990	
Land Reclamation & Conservation				Transfers From Taxes or Liens	
Other Recreational Services	2,000.00	ISSUED AND OUTSTANDING		Sale for Cash (1990)	
EDUCATION (excluding schools)		School		Cancelled, Abated or Adjusted (1990)	
Libraries		Self-Liquidating		Balance December 31, 1990	
Other Educational Services		Other	300,000.00	CURRENT FINANCES DECEMBER 31, 1990	
STATUTORY EXPENDITURES		Total	300,000.00	ASSETS	
Pensions & F. I. C. A.	14,249.66	EQUALIZED VALUATION BASIS		Cash Dec. 31, 1990	1,081,700.70
Employee Fringe Benefits	2,400.00	FOR NET DEBT COMPUTATION	37,646,982	Taxes Receivable	77,880.01
Other Statutory Expenditures	1,400.00	REAL PROPERTY VALUATIONS		Tax Title Liens	583.21
CETA And Other Public Employment Programs		Code Class # of Parcels % VAL'N ASSESSED VALUATION		Foreclosed Property	
MUNICIPAL FUNCTIONS TOTAL	417,346.42	1 Vacant Land 48 3.54 1,808,100.00		Emergencies & Other Deferred Charges	24,063.18
CAPITAL IMPROVEMENTS *MEMO*	8,000.00	2 Residential 238 58.73 30,012,100.00		State and Federal Aid Receivable	9,256.41
DEBT SERVICE		3 Farm 5.47 2,794,400.00		Other Receivables	147,623.51
Principal Payments		4a Commercial 6 5.47 2,794,400.00		Total	1,341,107.02
Interest Payments		4b Industrial 2 32.27 16,490,000.00		LIABILITIES, RESERVES, AND SURPLUS	
DEFERRED CHARGES	14,202.76	4c Apartments 294 51,104,600.00		Cash Liabilities	923,917.49
SCHOOL, COUNTY, SPECIAL DISTRICT TAXES	748,427.50	Total Land Area 20 Sq. Miles		Reserves for Receivables	226,086.73
RESERVE FOR UNCOLLECTED TAXES	111,313.77	Net Valuation Taxable-Municipal	51,172,771	Surplus Dec. 31, 1990	191,102.80
EXPENDITURES TOTAL	1,291,290.45	Net Valuation Taxable-County	49,368,253		
		State Equalized Valuation	44,146,660		
		State Equalization Ratio	115.94		



0614

Population 1980 53,753  
 Population 1990 54,780  
 S & P Rating  
 Moody Rating AAA

General Tax Rate Per \$100. 2.85  
 State Equalized Tax Rate 2.70

VINELAND CITY - CUMBERLAND COUNTY  
 Form of Government  
 Mayor-Council Plan A (OMCL 50)  
 Number of Members - 5

PER CAPITA:  
 Gross Debt 496.74  
 Net Debt 84.93  
 Debt Service 47.13  
 Total Tax Levy 826.13  
 Municipal Expenditures 543.04

PER CENT:  
 Gross Debt 1.91  
 Net Debt .33  
 Tax Levy Collected 92.92  
 Tax Levy Cancelled, Abated or Adjusted 1.44

EXPENDITURES		REVENUES-REALIZED		1990 PROPERTY TAX	
GENERAL GOVERNMENT				STATE EQUALIZED TAX RATE	
Governing Body & Public Boards		1990 Property Taxes Collected		Local District School Taxes	1.07 16,867,339.00
Municipal Clerk		1990 Payments in Lieu of Taxes		Regional & Consolidated School Tax	
Financial Administration	5,116,750.00	Delinquent Tax & Lien Collections		School Taxes in Municipal Budget	.02 238,350.28
Assessment of Taxes	146,250.00	Business Personalty Replacement Taxes		County Taxes	1.04 16,355,209.34
Collection of Taxes	180,060.00	Taxes from Public Utilities		County Library Taxes	
Planning, Housing & Development	107,000.00	Other Miscellaneous Tax Revenues		Local Municipal Purpose Taxes	.58 9,137,396.85
Human Resources	2,179,622.44	State Aid Revenues		Veteran & Senior Citizen Taxes	
Elections	19,000.00	Federal Aid Revenues		Total Taxes for Rate Computation	2.71 43,172,895.47
General Administration (other)	2,774,225.61	State and Local Fiscal Assistance Act Utilized		Special District Taxes	
JUDICIARY		Sale of Acquired Property		Bank Corp. Taxes	
Municipal Courts	265,234.02	Other Miscellaneous Revenues		Added and Omitted Taxes	279,788.58
PUBLIC SAFETY		Prior Years Surplus Appropriated		Total Taxes Levied - ABSTRACT	45,255,651.55
Fire Protection	1,253,352.76	REVENUES TOTAL		Total Taxes Billed	45,364,264.09
Police Protection	3,252,458.53	CAPITAL OUTLAY TOTAL		1990 TAXES COLLECTED	42,150,908.90
Civil Defense & Disaster Control	38,450.00	Public Enterprises		1990 Taxes Cancelled, Abated or Adjusted	651,583.04
Environmental Inspection & Control	136,200.00	Recreation-Culture		Transfer to Tax Title Liens or Foreclosed	132,108.63
Other Public Safety		Public Works		Balance Outstanding Dec. 31, 1990	2,429,663.52
PUBLIC WORKS		Buildings and Grounds		PRIOR YEARS TAXES OUTSTANDING	
Streets and Drainage	1,678,336.36	Library and Education		Balance January 1, 1990	1,927,294.35
Sewers and Sewage Processing		Conservation		Collected in 1990	1,750,695.90
Garbage and Trash Disposal	200,750.00	All Other		Cancelled, Abated or Adjusted 1990	2,472.08
Public Buildings and Grounds	589,550.00	CAPITAL DEBT AUTHORIZED, DECEMBER 31, 1990		Transfers to Tax Title Liens or Foreclosed	128,494.79
Other Public Works		ISSUED AND UNISSUED GROSS DEBT		Balance December 31, 1990	45,631.58
HEALTH and WELFARE		NET DEBT		TAX TITLE LIENS OUTSTANDING	
Health Services Except Environmental	1,762,259.62	SCHOOL		Balance January 1, 1990	32,333.02
Welfare-Public Assistance	193,150.00	Self-Liquidating		Transfer From Taxes	282,840.63
Hospital, Clinics, First Aid		Other		Redeemed in 1990	18,234.91
Animal, Insect, & Rodent Control	42,000.00	Total		Cancelled, Abated or Adjusted (1990)	
Other Welfare Services		ISSUED AND OUTSTANDING		Transfers to Foreclosed Property	
RECREATION and CONSERVATION		EQUALIZED VALUATION BASIS		Balance December 31, 1990	296,938.74
Beaches and Boardwalks		FOR NET DEBT COMPUTATION		PROPERTY ACQUIRED BY DEED OR FORECLOSURE	
Parks, Playgrounds, Shade Trees	243,800.00	REAL PROPERTY VALUATIONS		Balance January 1, 1990	675,635.00
Land Reclamation & Conservation	147,687.00	Code Class # of Parcels % VAL'N ASSESSED VALUATION		Transfers From Taxes or Liens	
Other Recreational Services	282,455.00	1 Vacant Land 2463 3.80 56,250,800.00		Sale for Cash (1990)	
EDUCATION (excluding schools)		2 Residential 12569 71.44 1,056,228,600.00		Cancelled, Abated or Adjusted (1990)	
Libraries	508,270.00	3 Farm 1115 2.82 41,768,400.00		Balance December 31, 1990	675,635.00
Other Educational Services	12,000.00	4a Commercial 1162 15.67 231,705,500.00		CURRENT FINANCES DECEMBER 31, 1990	
STATUTORY EXPENDITURES		4b Industrial 87 3.15 46,605,500.00		ASSETS	
Pensions & F. I. C. A.	1,521,149.50	4c Apartments 67 3.10 45,853,400.00		Cash Dec. 31, 1990	11,359,008.91
Employee Fringe Benefits	1,397,728.53	Total 17463 1,478,412,200.00		Taxes Receivable	2,475,295.10
Other Statutory Expenditures	6,600.00	Land Area 69.50 Sq. Miles		Tax Title Liens	296,938.74
CETA And Other Public Employment Programs		Net Valuation Taxable-Municipal		Foreclosed Property	675,635.00
MUNICIPAL FUNCTIONS TOTAL	24,064,389.37	Net Valuation Taxable-County		Emergencies & Other Deferred Charges	70,273.83
CAPITAL IMPROVEMENTS *MEMO*	91,500.00	State Equalized Valuation		State and Federal Aid Receivable	3,259,983.83
DEBT SERVICE		State Equalization Ratio		Other Receivables	8,706.15
Principal Payments	1,934,485.14			Total	18,145,841.56
Interest Payments	647,241.88			LIABILITIES, RESERVES, AND SURPLUS	
TYPE I SCHL DEBT *MEMO	1,333,481.28			Cash Liabilities	11,762,914.16
DEFERRED CHARGES	180,408.79			Reserves for Receivables	3,456,574.99
SCHOOL, COUNTY, SPECIAL DISTRICT TAXES	35,838,466.12			Surplus Dec. 31, 1990	2,926,352.41
RESERVE FOR UNCOLLECTED TAXES	2,920,975.60			Total	18,145,841.56
EXPENDITURES TOTAL	65,585,966.90				

Page 1 of 100

\* ABOVE DEBT SERVICE INCLUDES TYPE I SCHOOL DEBT



0434

Population 1980 12,919  
 Population 1990 24,559  
 S & P Rating  
 Moody Rating A1

General Tax Rate Per \$100.

3.15

State Equalized Tax Rate

2.47

## VOORHEES TOWNSHIP - CAMDEN COUNTY

Form of Government  
 Township Committee  
 Number of Members - 5

PER CAPITA:

Gross Debt 2,642.58  
 Net Debt 1,011.47  
 Debt Service 46.60  
 Total Tax Levy 1,798.44  
 Municipal Expenditures 454.35

PER CENT:

Gross Debt 4.42  
 Net Debt 1.69  
 Tax Levy Collected 95.08  
 Tax Levy Cancelled, Abated or Adjusted 1.10

EXPENDITURES		REVENUES-REALIZED		1990 PROPERTY TAX	
GENERAL GOVERNMENT				STATE EQUALIZED TAX RATE	
Governing Body & Public Boards		1990 Property Taxes Collected	42,074,691.90	Local District School Taxes	13,343,822.75
Municipal Clerk		1990 Payments in Lieu of Taxes	115,108.00	Regional & Consolidated School Tax	6,878,401.99
Financial Administration	23,158.00	Delinquent Tax & Lien Collections	938,259.21	School Taxes in Municipal Budget	
Assessment of Taxes	100,367.12	Business Personalty Replacement Taxes	150,478.32	County Taxes	15,619,771.17
Collection of Taxes	113,349.90	Taxes from Public Utilities	1,366,108.00	County Library Taxes	420,289.71
Planning, Housing & Development	365,458.02	Other Miscellaneous Tax Revenues		Local Municipal Purpose Taxes	4,743,250.00
Human Resources	49,084.08	State Aid Revenues	74,836.93	Veteran & Senior Citizen Taxes	86,150.00
Elections	11,664.05	Federal Aid Revenues	20,000.00	Total Taxes for Rate Computation	41,091,685.62
General Administration (other)	931,743.65	State and Local Fiscal Assistance Act Utilized		Special District Taxes	1,694,672.27
JUDICIARY		Sale of Acquired Property		Bank Corp. Taxes	
Municipal Courts	126,823.40	Other Miscellaneous Revenues	2,724,200.19	Added and Omitted Taxes	1,467,720.10
PUBLIC SAFETY		Total	47,463,682.55	Total Taxes Levied - ABSTRACT	44,167,927.99
Fire Protection	33,666.74	Prior Years Surplus Appropriated	2,243,557.29	Total Taxes Billed	44,254,106.17
Police Protection	2,166,793.70	REVENUES TOTAL	49,707,239.84	1990 TAXES COLLECTED	42,074,691.90
Civil Defense & Disaster Control	5,522.83	Reserve For Uncollected Taxes	1,721,554.00	1990 Taxes Cancelled, Abated or Adjusted	486,935.08
Environmental Inspection & Control	280,655.33	CAPITAL OUTLAY TOTAL	4,203,778.30	Transfer to Tax Title Liens or Foreclosed	19,266.10
Other Public Safety	31,697.00			Balance Outstanding Dec. 31, 1990	1,673,213.09
PUBLIC WORKS				PRIOR YEARS TAXES OUTSTANDING	
Streets and Drainage	573,817.28	Public Enterprises	1,375,435.44	Balance January 1, 1990	1,057,230.91
Sewers and Sewage Processing		Recreation—Culture	286,402.45	Collected in 1990	903,466.23
Garbage and Trash Disposal	1,583,549.52	Public Works	1,384,730.34	Cancelled, Abated or Adjusted 1990	146,464.43
Public Buildings and Grounds	145,116.56	Buildings and Grounds	1,157,210.07	Transfers to Tax Title Liens or Foreclosed	7,003.57
Other Public Works	99,172.21	Library and Education		Balance December 31, 1990	296.63
HEALTH and WELFARE		Conservation		TAX TITLE LIENS OUTSTANDING	
Health Services Except Environmental	30,852.05	All Other		Balance January 1, 1990	60,585.27
Welfare-Public Assistance	6,118.77	CAPITAL DEBT AUTHORIZED, DECEMBER 31, 1990		Transfer From Taxes	27,507.35
Hospital, Clinics, First Aid		ISSUED AND UNISSUED		Redeemed in 1990	34,792.98
Animal, Insect, & Rodent Control		GROSS DEBT		Cancelled, Abated or Adjusted (1990)	
Other Welfare Services	2.00	School	39,082,897	Transfers to Foreclosed Property	
RECREATION and CONSERVATION		Self-Liquidating	7,070,503	Balance December 31, 1990	53,299.64
Beaches and Boardwalks		Other	18,745,738	PROPERTY ACQUIRED BY DEED OR FORECLOSURE	
Parks, Playgrounds, Shade Trees	165,972.05	Total	64,899,138	Balance January 1, 1990	16,215.00
Land Reclamation & Conservation	1,610.26	ISSUED AND OUTSTANDING		Transfers From Taxes or Liens	
Other Recreational Services	25,527.14	School	39,082,897.97	Sale for Cash (1990)	
EDUCATION (excluding schools)		Self-Liquidating	5,898,000.00	Cancelled, Abated or Adjusted (1990)	
Libraries		Other	11,552,000.00	Balance December 31, 1990	16,215.00
Other Educational Services	194,312.27	Total	56,532,897.97	CURRENT FINANCES DECEMBER 31, 1990	
STATUTORY EXPENDITURES		EQUALIZED VALUATION BASIS		ASSETS	
Pensions & F. I. C. A.	633,707.18	FOR NET DEBT COMPUTATION	1,469,587,279	Cash Dec. 31, 1990	5,503,590.01
Employee Fringe Benefits	500,500.00	REAL PROPERTY VALUATIONS		Taxes Receivable	1,673,509.72
Other Statutory Expenditures	2,776.05	Code Class # of Parcels % VAL'N	ASSESSED VALUATION	Tax Title Liens	53,299.64
CETA And Other Public Employment Programs		1 Vacant Land 974 5.22	67,642,701.00	Foreclosed Property	16,215.00
MUNICIPAL FUNCTIONS TOTAL	8,203,017.16	2 Residential 6908 64.23	832,976,543.00	Emergencies & Other Deferred Charges	40,767.17
CAPITAL IMPROVEMENTS *MEMO*	436,000.00	3 Farm 41 .08	980,453.00	State and Federal Aid Receivable	20,190.08
DEBT SERVICE		4a Commercial 318 24.13	312,967,700.00	Other Receivables	808,198.78
Principal Payments	450,000.00	4b Industrial 36 1.75	22,689,000.00	Total	8,115,770.40
Interest Payments	694,555.00	4c Apartments 14 4.60	59,626,000.00	LIABILITIES, RESERVES, AND SURPLUS	
DEFERRED CHARGES	89,240.01	Total 8291	1,296,832,397.00	Cash Liabilities	2,870,955.52
SCHOOL, COUNTY, SPECIAL DISTRICT TAXES	37,956,957.89	Land Area 11.61 Sq. Miles	1,304,267,236	Reserves for Receivables	2,551,223.14
RESERVE FOR UNCOLLECTED TAXES	1,721,554.00	Net Valuation Taxable-Municipal	1,633,449,681	Surplus Dec. 31, 1990	2,693,591.74
EXPENDITURES TOTAL	49,115,324.06	Net Valuation Taxable-County	1,661,149,691	Total	8,115,770.40
		State Equalized Valuation	78.42		
		State Equalization Ratio			

0264

Population 1980 **10,802**  
 Population 1990 **9,757**  
 S & P Rating **A**  
 Moody Rating **A**

General Tax Rate Per \$100. **2.19**  
 State Equalized Tax Rate **1.92**

**WALDWICK BOROUGH - BERGEN COUNTY**  
**Form of Government**  
**Borough Council**  
**Number of Members - 6**

PER CAPITA:  
 Gross Debt **563.94**  
 Net Debt **392.35**  
 Debt Service **83.78**  
 Total Tax Levy **1,497.21**  
 Municipal Expenditures **716.81**

PER CENT:  
 Gross Debt **.74**  
 Net Debt **.52**  
 Tax Levy Collected **98.20**  
 Tax Levy Cancelled, Abated or Adjusted **.04**

EXPENDITURES		REVENUES-REALIZED		1990 PROPERTY TAX	
<b>GENERAL GOVERNMENT</b>				<b>STATE EQUALIZED TAX RATE</b> <b>1.22</b>	
Governing Body & Public Boards		1990 Property Taxes Collected	<b>14,369,339.00</b>	Local District School Taxes	<b>9,313,557.00</b>
Municipal Clerk		1990 Payments in Lieu of Taxes		Regional & Consolidated School Tax	
Financial Administration	<b>64,629.00</b>	Delinquent Tax & Lien Collections	<b>209,167.00</b>	School Taxes in Municipal Budget	
Assessment of Taxes	<b>38,875.00</b>	Business Personalty Replacement Taxes	<b>88,000.00</b>	County Taxes	<b>.24</b>
Collection of Taxes	<b>58,277.00</b>	Taxes from Public Utilities	<b>2,375,994.00</b>	County Library Taxes	
Planning, Housing & Development	<b>14,499.00</b>	Other Miscellaneous Tax Revenues		Local Municipal Purpose Taxes	<b>.45</b>
Human Resources	<b>20,884.00</b>	State Aid Revenues	<b>129,743.00</b>	Veteran & Senior Citizen Taxes	
Elections	<b>2,400.00</b>	Federal Aid Revenues		Total Taxes for Rate Computation	<b>1.91</b>
General Administration (other)	<b>462,925.00</b>	State and Local Fiscal Assistance Act Utilized	<b>51.00</b>	Special District Taxes	
<b>JUDICIARY</b>		Sale of Acquired Property		Bank Corp. Taxes	
Municipal Courts	<b>50,373.00</b>	Other Miscellaneous Revenues	<b>668,259.00</b>	Added and Omitted Taxes	<b>13,340.00</b>
<b>PUBLIC SAFETY</b>		Total	<b>17,840,553.00</b>	Total Taxes Levied - ABSTRACT	<b>14,608,279.97</b>
Fire Protection	<b>69,576.00</b>	Prior Years Surplus Appropriated	<b>416,000.00</b>	Total Taxes Billed	<b>14,633,374.00</b>
Police Protection	<b>1,126,251.00</b>	REVENUES TOTAL	<b>18,256,553.00</b>	1990 TAXES COLLECTED	<b>14,369,339.00</b>
Civil Defense & Disaster Control		Reserve For Uncollected Taxes	<b>317,146.00</b>	1990 Taxes Cancelled, Abated or Adjusted	<b>6,128.00</b>
Environmental Inspection & Control	<b>56,926.00</b>	CAPITAL OUTLAY TOTAL	<b>548,268.00</b>	Transfer to Tax Title Liens or Foreclosed	<b>38,589.00</b>
Other Public Safety				Balance Outstanding Dec. 31, 1990	<b>219,318.00</b>
<b>PUBLIC WORKS</b>				<b>PRIOR YEARS TAXES OUTSTANDING</b>	
Streets and Drainage	<b>486,075.00</b>	Public Enterprises	<b>59,686.00</b>	Balance January 1, 1990	<b>246,535.00</b>
Sewers and Sewage Processing	<b>1,469,631.00</b>	Recreation-Culture		Collected in 1990	<b>209,167.00</b>
Garbage and Trash Disposal	<b>902,296.00</b>	Public Works	<b>126,229.00</b>	Cancelled, Abated or Adjusted 1990	
Public Buildings and Grounds	<b>75,610.00</b>	Buildings and Grounds	<b>362,278.00</b>	Transfers to Tax Title Liens or Foreclosed	<b>37,368.00</b>
Other Public Works		Library and Education	<b>75.00</b>	Balance December 31, 1990	
<b>HEALTH and WELFARE</b>		Conservation		<b>TAX TITLE LIENS OUTSTANDING</b>	
Health Services Except Environmental	<b>68,296.00</b>	All Other		Balance January 1, 1990	<b>12,469.00</b>
Welfare-Public Assistance	<b>2,557.00</b>			Transfer From Taxes	<b>84,625.00</b>
Hospital, Clinics, First Aid		CAPITAL DEBT AUTHORIZED, DECEMBER 31, 1990		Redeemed in 1990	
Animal, Insect, & Rodent Control	<b>6,500.00</b>	ISSUED AND UNISSUED		Cancelled, Abated or Adjusted (1990)	
Other Welfare Services		School	<b>895,000</b>	Transfers to Foreclosed Property	
<b>RECREATION and CONSERVATION</b>		Self-Liquidating	<b>872,650</b>	Balance December 31, 1990	<b>97,094.00</b>
Beaches and Boardwalks		Other	<b>3,734,720</b>	<b>PROPERTY ACQUIRED BY DEED OR FORECLOSURE</b>	
Parks, Playgrounds, Shade Trees	<b>66,439.00</b>	Total	<b>5,502,370</b>	Balance January 1, 1990	<b>35,510.00</b>
Land Reclamation & Conservation		ISSUED AND OUTSTANDING		Transfers From Taxes or Liens	
Other Recreational Services	<b>6,800.00</b>	School	<b>895,000.00</b>	Sale for Cash (1990)	
<b>EDUCATION (excluding schools)</b>		Self-Liquidating	<b>161,500.00</b>	Cancelled, Abated or Adjusted (1990)	
Libraries	<b>253,652.00</b>	Other	<b>3,714,890.00</b>	Balance December 31, 1990	<b>35,510.00</b>
Other Educational Services		Total	<b>4,771,390.00</b>	<b>CURRENT FINANCES DECEMBER 31, 1990</b>	
<b>STATUTORY EXPENDITURES</b>		EQUALIZED VALUATION BASIS FOR NET DEBT COMPUTATION	<b>742,826,338</b>	<b>ASSETS</b>	
Pensions & F. I. C. A.	<b>317,603.00</b>	REAL PROPERTY VALUATIONS		Cash Dec. 31, 1990	<b>1,880,350.00</b>
Employee Fringe Benefits	<b>170,150.00</b>	Code Class # of Parcels % VAL'N		Taxes Receivable	<b>219,318.00</b>
Other Statutory Expenditures		1 Vacant Land 135 .88	<b>5,876,300.00</b>	Tax Title Liens	<b>97,094.00</b>
CETA And Other Public Employment Programs		2 Residential 3229 87.27	<b>581,901,900.00</b>	Foreclosed Property	<b>35,510.00</b>
<b>MUNICIPAL FUNCTIONS</b>		3 Farm 4 .04	<b>265,300.00</b>	Emergencies & Other Deferred Charges	<b>7,200.00</b>
TOTAL	<b>5,791,224.00</b>	4a Commercial 117 7.94	<b>52,971,000.00</b>	State and Federal Aid Receivable	<b>21,653.00</b>
<b>CAPITAL IMPROVEMENTS</b>	<b>* MEMO *</b>	4b Industrial 23 3.86	<b>25,749,400.00</b>	Other Receivables	<b>62,204.00</b>
<b>DEBT SERVICE</b>		4c Apartments		Total	<b>2,323,329.00</b>
Principal Payments	<b>467,700.00</b>	Total	<b>3508</b>	<b>LIABILITIES, RESERVES, AND SURPLUS</b>	
Interest Payments	<b>349,739.00</b>	Land Area 2.40 Sq. Miles		Cash Liabilities	<b>915,871.00</b>
<b>DEFERRED CHARGES</b>	<b>68,060.00</b>	Net Valuation Taxable-Municipal	<b>667,581,462</b>	Reserves for Receivables	<b>414,126.00</b>
<b>SCHOOL, COUNTY, SPECIAL DISTRICT TAXES</b>	<b>11,146,004.97</b>	Net Valuation Taxable-County	<b>767,188,350</b>	Surplus Dec. 31, 1990	<b>993,332.00</b>
<b>RESERVE FOR UNCOLLECTED TAXES</b>	<b>317,146.00</b>	State Equalized Valuation	<b>761,702,989</b>	Total	<b>2,323,329.00</b>
<b>EXPENDITURES</b>	<b>TOTAL</b>	State Equalization Ratio	<b>87.63</b>		
	<b>18,139,873.97</b>				



General Tax Rate Per \$100.	1.54
State Equalized Tax Rate	1.54

PER CAPITA:		PER CENT:	
Gross Debt	1,609.98	Gross Debt	1.82
Net Debt	1,392.88	Net Debt	1.59
Debt Service	66.40	Tax Levy Collected	93.18
Total Tax Levy	1,521.41	Tax Levy Cancelled, Abated	
Municipal Expenditures	661.92	or Adjusted	-14

\*Includes County Health Service Taxes, County Vocational School Taxes, or County Open Space Tax. See Table 13.



0265  
 Population 1980 10,741  
 Population 1990 10,828  
 S & P Rating  
 Moody Rating A

General Tax Rate Per \$100.  
 1.52  
 State Equalized Tax Rate  
 1.68

WALLINGTON BOROUGH - BERGEN CO.  
 Form of Government  
 Borough Council  
 Number of Members - 6

PER CAPITA:  
 Gross Debt 272.02  
 Net Debt 173.56  
 Debt Service 32.32  
 Total Tax Levy 905.32  
 Municipal Expenditures 441.37  
 PER CENT:  
 Gross Debt .52  
 Net Debt .33  
 Tax Levy Collected 96.75  
 Tax Levy Cancelled, Abated or Adjusted .70

EXPENDITURES		REVENUES-REALIZED		1990 PROPERTY TAX	
GENERAL GOVERNMENT		1990 Property Taxes Collected		STATE EQUALIZED TAX RATE	
Governing Body & Public Boards			9,492,638.00	Local District School Taxes	.85 4,968,979.25
Municipal Clerk	23,380.00	1990 Payments in Lieu of Taxes		Regional & Consolidated School Tax	
Financial Administration	6,110.00	Delinquent Tax & Lien Collections	233,421.00	School Taxes in Municipal Budget	
Assessment of Taxes	69,697.00	Business Personalty Replacement Taxes	120,404.60	County Taxes	.24 1,394,351.75
Collection of Taxes	20,000.00	Taxes from Public Utilities	377,053.00	County Library Taxes	
Planning, Housing & Development	62,763.00	Other Miscellaneous Tax Revenues		Local Municipal Purpose Taxes	.59 3,419,621.00
Human Resources	2,287.75	State Aid Revenues	130,857.82	Veteran & Senior Citizen Taxes	151,700.00
Elections	890,774.46	Federal Aid Revenues		Total Taxes for Rate Computation	1.68 9,934,652.00
General Administration (other)		State and Local Fiscal Assistance Act Utilized		Special District Taxes	
JUDICIARY		Sale of Acquired Property		Bank Corp. Taxes	
Municipal Courts	42,095.12	Other Miscellaneous Revenues	718,131.58	Added and Omitted Taxes	19,863.00
PUBLIC SAFETY		Total	11,072,506.00	Total Taxes Levied - ABSTRACT	9,802,815.00
Fire Protection	79,690.00	Prior Years Surplus Appropriated		Total Taxes Billed	9,811,275.00
Police Protection	948,313.42	REVENUES TOTAL	11,072,506.00	1990 TAXES COLLECTED	9,492,638.00
Civil Defense & Disaster Control	320.00	Reserve For Uncollected Taxes	505,955.00	1990 Taxes Cancelled, Abated or Adjusted	69,041.00
Environmental Inspection & Control	18,538.00	CAPITAL OUTLAY TOTAL	177,265.00	Transfer to Tax Title Liens or Foreclosed	40,672.00
Other Public Safety				Balance Outstanding Dec. 31, 1990	208,924.00
PUBLIC WORKS				PRIOR YEARS TAXES OUTSTANDING	
Streets and Drainage	189,830.00	Public Enterprises	647.00	Balance January 1, 1990	233,421.00
Sewers and Sewage Processing	1,060.00	Recreation-Culture		Collected in 1990	233,421.00
Garbage and Trash Disposal	664,720.00	Public Works		Cancelled, Abated or Adjusted 1990	
Public Buildings and Grounds	58,500.00	Buildings and Grounds	176,613.00	Transfers to Tax Title Liens or Foreclosed	
Other Public Works		Library and Education		Balance December 31, 1990	
HEALTH and WELFARE		Conservation		TAX TITLE LIENS OUTSTANDING	
Health Services Except Environmental	52,920.00	All Other		Balance January 1, 1990	263,453.00
Welfare-Public Assistance	8,710.10	CAPITAL DEBT AUTHORIZED, DECEMBER 31, 1990		Transfer From Taxes	40,672.00
Hospital, Clinics, First Aid		ISSUED AND UNISSUED		Redeemed in 1990	
Animal, Insect, & Rodent Control		School	547,000	Cancelled, Abated or Adjusted (1990)	
Other Welfare Services	850.00	Self-Liquidating	507,628	Transfers to Foreclosed Property	
RECREATION and CONSERVATION		Other	1,890,760	Balance December 31, 1990	304,125.00
Beaches and Boardwalks		Total	2,945,388	PROPERTY ACQUIRED BY DEED OR FORECLOSURE	
Parks, Playgrounds, Shade Trees		ISSUED AND OUTSTANDING		Balance January 1, 1990	13,950.00
Land Reclamation & Conservation	82,327.00	School	547,000.00	Transfers From Taxes or Liens	
Other Recreational Services	20,929.15	Self-Liquidating	213,000.00	Sale for Cash (1990)	
EDUCATION (excluding schools)		Other	1,854,018.00	Cancelled, Abated or Adjusted (1990)	
Libraries	194,840.00	Total	2,614,018.00	Balance December 31, 1990	13,950.00
Other Educational Services		EQUALIZED VALUATION BASIS		CURRENT FINANCES DECEMBER 31, 1990	
STATUTORY EXPENDITURES		FOR NET DEBT COMPUTATION	571,009,851	ASSETS	
Pensions & F. I. C. A.	211,649.00	REAL PROPERTY VALUATIONS		Cash Dec. 31, 1990	760,081.00
Employee Fringe Benefits	217,999.00	Code Class # of Parcels % VAL'N		Taxes Receivable	208,924.00
Other Statutory Expenditures		1 Vacant Land 72 1.06		Tox Title Liens	304,125.00
CETA And Other Public Employment Programs		2 Residential 2089 72.55		Foreclosed Property	13,950.00
MUNICIPAL FUNCTIONS TOTAL	3,873,303.00	3 Form		Emergencies & Other Deferred Charges	107,184.00
CAPITAL IMPROVEMENTS *MEMO*	10,000.00	4a Commercial 163 8.56		State and Federal Aid Receivable	402.00
DEBT SERVICE		4b Industrial 41 8.81		Other Receivables	8,493.00
Principal Payments	200,000.00	4c Apartments 29 9.01		Total	1,403,159.00
Interest Payments	149,956.65	Total 2394		LIABILITIES, RESERVES, AND SURPLUS	
DEFERRED CHARGES	49,891.00	Land Area 1.00 Sq. Miles		Cash Liabilities	248,770.00
SCHOOL, COUNTY, SPECIAL DISTRICT TAXES	6,363,331.00	Net Valuation Taxable-Municipal	644,171,821	Reserves for Receivables	535,492.00
RESERVE FOR UNCOLLECTED TAXES	505,955.00	Net Valuation Taxable-County	594,904,821	Surplus Dec 31, 1990	618,897.00
EXPENDITURES TOTAL	11,142,436.65	State Equalized Valuation	583,353,689	Total	1,403,159.00
		State Equalization Ratio	110.45		

General Tax Rate Per \$100.	.49
State Equalized Tax Rate	.49

WALPACK TOWNSHIP - SUSSEX COUNTY  
Form of Government  
Township Committee  
Number of Members - 3

PER CAPITA:	
Gross Debt	
Net Debt	
Debt Service	
Total Tax Levy	190.10
Municipal Expenditures	2,542.57

PER CENT:	
Gross Debt	
Net Debt	
Tax Levy Collected	98.15
Tax Levy Cancelled, Abated or Adjusted	

EXPENDITURES		REVENUES-REALIZED		1990 PROPERTY TAX	
GENERAL GOVERNMENT				STATE EQUALIZED TAX RATE	
Governing Body & Public Boards		1990 Property Taxes Collected	12,591.59	Local District School Taxes	
Municipal Clerk		1990 Payments in Lieu of Taxes		Regional & Consolidated School Tax	
Financial Administration	12,000.00	Delinquent Tax & Lien Collections		School Taxes in Municipal Budget	
Assessment of Taxes	3,750.00	Business Personalty Replacement Taxes	2,850.72	County Taxes	.46 * 12,027.73
Collection of Taxes	4,100.00	Taxes from Public Utilities	49,210.00	County Library Taxes	.03 709.08
Planning, Housing & Development		Other Miscellaneous Tax Revenues		Local Municipal Purpose Taxes	
Human Resources		State Aid Revenues		Veteran & Senior Citizen Taxes	200.00
Elections		Federal Aid Revenues		Total Taxes for Rate Computation	.49 12,936.81
General Administration (other)	36,224.02	State and Local Fiscal Assistance Act Utilized		Special District Taxes	
JUDICIARY		Sale of Acquired Property		Bank Corp. Taxes	
Municipal Courts		Other Miscellaneous Revenues	99,246.69	Added and Omitted Taxes	
PUBLIC SAFETY		Total	163,899.00	Total Taxes Levied - ABSTRACT	12,736.81
Fire Protection		Prior Years Surplus Appropriated	126,296.00	Total Taxes Billed	12,829.41
Police Protection	1,500.00	REVENUES TOTAL	290,195.00	1990 TAXES COLLECTED	12,591.59
Civil Defense & Disaster Control	500.00	Reserve For Uncollected Taxes	1,152.00	1990 Taxes Cancelled, Abated or Adjusted	
Environmental Inspection & Control	1,000.00			Transfer to Tax Title Liens or Foreclosed	
Other Public Safety		CAPITAL OUTLAY TOTAL		Balance Outstanding Dec. 31, 1990	237.82
PUBLIC WORKS				PRIOR YEARS TAXES OUTSTANDING	
Streets and Drainage	50,500.00	Public Enterprises		Balance January 1, 1990	54.65
Sewers and Sewage Processing		Recreation-Culture		Collected in 1990	
Garbage and Trash Disposal		Public Works		Cancelled, Abated or Adjusted 1990	54.65
Public Buildings and Grounds	7,200.00	Buildings and Grounds		Transfers to Tax Title Liens or Foreclosed	
Other Public Works		Library and Education		Balance December 31, 1990	
HEALTH and WELFARE		Conservation		TAX TITLE LIENS OUTSTANDING	
Health Services Except Environmental		All Other		Balance January 1, 1990	1,097.84
Welfare-Public Assistance	3,500.00			Transfer From Taxes	
Hospital, Clinics, First Aid		CAPITAL DEBT AUTHORIZED, DECEMBER 31, 1990		Redeemed in 1990	1,097.84
Animal, Insect, & Rodent Control	550.00	ISSUED AND UNISSUED GROSS DEBT NET DEBT		Cancelled, Abated or Adjusted (1990)	
Other Welfare Services		School		Transfers to Foreclosed Property	
RECREATION and CONSERVATION		Self-Liquidating		Balance December 31, 1990	
Beaches and Boardwalks		Other		PROPERTY ACQUIRED BY DEED OR	
Parks, Playgrounds, Shade Trees		Total		FORECLOSURE	
Land Reclamation & Conservation	1,000.00	ISSUED AND OUTSTANDING		Balance January 1, 1990	
Other Recreational Services		School		Transfers From Taxes or Liens	
EDUCATION (excluding schools)		Self-Liquidating		Sale for Cash (1990)	
Libraries		Other		Cancelled, Abated or Adjusted (1990)	
Other Educational Services	25,000.00	Total		Balance December 31, 1990	
STATUTORY EXPENDITURES		EQUALIZED VALUATION BASIS		CURRENT FINANCES DECEMBER 31, 1990	
Pensions & F. L. C. A.	10,000.00	FOR NET DEBT COMPUTATION	2,442,699	ASSETS	
Employee Fringe Benefits	12,275.98	REAL PROPERTY VALUATIONS		Cash Dec. 31, 1990	1,122,388.99
Other Statutory Expenditures	100.00	Code Class # of Parcels % VAL'N		Taxes Receivable	237.82
CETA And Other Public Employment Programs		1 Vacant Land 12 10.63	266,900.00	Tax Title Liens	
MUNICIPAL FUNCTIONS TOTAL	169,200.00	2 Residential 11 35.20	883,850.00	Foreclosed Property	
CAPITAL IMPROVEMENTS *MEMO*	5,000.00	3 Farm 10 16.33	410,050.00	Emergencies & Other Deferred Charges	
DEBT SERVICE		4a Commercial 2 37.84	950,100.00	State and Federal Aid Receivable	
Principal Payments		4b Industrial		Other Receivables	193.81
Interest Payments		4c Apartments		Total	1,122,820.62
		Total 35	2,510,900.00	LIABILITIES, RESERVES, AND SURPLUS	
DEFERRED CHARGES		Land Area 24.10 Sq. Miles		Cash Liabilities	115,707.62
SCHOOL, COUNTY, SPECIAL DISTRICT TAXES	12,736.81	Net Valuation Taxable-Municipal	2,618,277	Reserves for Receivables	431.63
RESERVE FOR UNCOLLECTED TAXES	1,152.00	Net Valuation Taxable-County	3,160,492	Surplus Dec. 31, 1990	1,006,681.37
EXPENDITURES TOTAL	183,088.81	State Equalized Valuation	2,599,585	Total	1,122,820.62
		State Equalization Ratio	100.75		



1613

Population 1980 10,025  
 Population 1990 9,711  
 S & P Rating  
 Moody Rating BAA1

General Tax Rate Per \$100. 2.37  
 State Equalized Tax Rate 2.52

WANAQUE BOROUGH - PASSAIC COUNTY  
 Form of Government  
 Borough Council  
 Number of Members - 6

PER CAPITA:  
 Gross Debt 704.92  
 Net Debt 476.27  
 Debt Service 40.47  
 Total Tax Levy 1,391.90  
 Municipal Expenditures 598.57

PER CENT:  
 Gross Debt 1.32  
 Net Debt .89  
 Tax Levy Collected 97.53  
 Tax Levy Cancelled, Abated or Adjusted

EXPENDITURES		REVENUES-REALIZED		1990 PROPERTY TAX	
GENERAL GOVERNMENT				STATE EQUALIZED TAX RATE	
Governing Body & Public Boards		1990 Property Taxes Collected	13,243,262.24	Local District School Taxes .74	3,977,377.00
Municipal Clerk		1990 Payments in Lieu of Taxes		Regional & Consolidated School Tax .54	2,910,546.37
Financial Administration	96,095.00	Delinquent Tax & Lien Collections	319,989.03	School Taxes in Municipal Budget	
Assessment of Taxes	94,690.00	Business Personalty Replacement Taxes	114,261.16	County Taxes .44	2,339,765.44
Collection of Taxes	63,820.00	Taxes from Public Utilities	505,324.00	County Library Taxes	
Planning, Housing & Development	40,219.00	Other Miscellaneous Tax Revenues		Local Municipal Purpose Taxes .79	4,206,100.00
Human Resources	36,065.75	State Aid Revenues	74,166.46	Veteran & Senior Citizen Taxes	98,900.00
Elections	10,000.00	Federal Aid Revenues		Total Taxes for Rate Computation 2.51	13,532,688.81
General Administration (other)	591,857.00	State and Local Fiscal Assistance Act Utilized		Special District Taxes	
JUDICIARY		Sale of Acquired Property		Bank Corp. Taxes	
Municipal Courts	41,812.00	Other Miscellaneous Revenues	412,540.70	Added and Omitted Taxes	82,936.79
PUBLIC SAFETY		Total	14,669,543.59	Total Taxes Levied - ABSTRACT	13,516,725.60
Fire Protection	71,039.00	Prior Years Surplus Appropriated	384,000.00	Total Taxes Billed	13,578,118.56
Police Protection	1,017,629.16	REVENUES TOTAL	15,053,543.59	1990 TAXES COLLECTED	13,243,262.24
Civil Defense & Disaster Control	2,000.00	Reserve For Uncollected Taxes	460,200.85	1990 Taxes Cancelled, Abated or Adjusted	
Environmental Inspection & Control	24,449.00	CAPITAL OUTLAY TOTAL	293,458.61	Transfer to Tax Title Liens or Foreclosed	121,097.52
Other Public Safety				Balance Outstanding Dec. 31, 1990	213,758.80
PUBLIC WORKS				PRIOR YEARS TAXES OUTSTANDING	
Streets and Drainage	453,500.00	Public Enterprises	47,636.19	Balance January 1, 1990	293,547.85
Sewers and Sewage Processing		Recreation-Culture	1,165.75	Collected in 1990	196,666.04
Garbage and Trash Disposal	1,123,897.08	Public Works	24,593.10	Cancelled, Abated or Adjusted 1990	11,510.45
Public Buildings and Grounds	73,488.00	Buildings and Grounds	220,063.57	Transfers to Tax Title Liens or Foreclosed	26,390.18
Other Public Works	28,100.00	Library and Education		Balance December 31, 1990	58,981.18
HEALTH and WELFARE		Conservation		TAX TITLE LIENS OUTSTANDING	
Health Services Except Environmental	110,582.00	All Other		Balance January 1, 1990	93,372.20
Welfare-Public Assistance	5,979.00	CAPITAL DEBT AUTHORIZED, DECEMBER 31, 1990		Transfer From Taxes	151,621.48
Hospital, Clinics, First Aid		ISSUED AND UNISSUED		Redeemed in 1990	123,322.99
Animal, Insect, & Rodent Control		School	2,220,453	Cancelled, Abated or Adjusted (1990)	
Other Welfare Services		Self-Liquidating	840,000	Transfers to Foreclosed Property	
RECREATION and CONSERVATION		Other	3,785,017	Balance December 31, 1990	121,670.69
Beaches and Boardwalks		Total	6,845,470	PROPERTY ACQUIRED BY DEED OR FORECLOSURE	
Parks, Playgrounds, Shade Trees	51,872.00	ISSUED AND OUTSTANDING		Balance January 1, 1990	407,810.00
Land Reclamation & Conservation	146,500.00	School	2,220,453.73	Transfers From Taxes or Liens	
Other Recreational Services	11,100.00	Self-Liquidating	432,000.00	Sale for Cash (1990)	
EDUCATION (excluding schools)		Other	2,560,100.00	Cancelled, Abated or Adjusted (1990)	
Libraries	188,349.30	Total	5,212,553.73	Balance December 31, 1990	407,810.00
Other Educational Services		EQUALIZED VALUATION BASIS		CURRENT FINANCES DECEMBER 31, 1990	
STATUTORY EXPENDITURES		FOR NET DEBT COMPUTATION	517,285,291	ASSETS	
Pensions & F. I. C. A.	282,600.00	REAL PROPERTY VALUATIONS		Cash Dec. 31, 1990	2,760,546.19
Employee Fringe Benefits	233,000.00	Code Class # of Parcels % VAL'N		Taxes Receivable	272,739.98
Other Statutory Expenditures	12,000.00	1 Vacant Land 288 5.58	31,639,600.00	Tax Title Liens	121,670.69
CETA And Other Public Employment Programs		2 Residential 2834 83.68	474,780,590.00	Foreclosed Property	407,810.00
MUNICIPAL FUNCTIONS TOTAL	4,815,643.29	3 Farm 1	4,500.00	Emergencies & Other Deferred Charges	17,300.00
CAPITAL IMPROVEMENTS *MEMO*	10,000.00	4a Commercial 101 7.32	41,510,100.00	State and Federal Aid Receivable	25,221.76
DEBT SERVICE		4b Industrial 19 3.10	17,571,090.00	Other Receivables	135,483.37
Principal Payments	181,400.00	4c Apartments 5 .33	1,883,500.00	Total	3,740,771.99
Interest Payments	211,533.13	Total 3248	567,389,380.00	LIABILITIES, RESERVES, AND SURPLUS	
DEFERRED CHARGES	143,849.99	Land Area 8.30 Sq. Miles		Cash Liabilities	2,054,740.65
SCHOOL, COUNTY, SPECIAL DISTRICT TAXES	9,227,588.81	Net Valuation Taxable-Municipal	569,213,352	Reserves for Receivables	911,516.17
RESERVE FOR UNCOLLECTED TAXES	460,200.85	Net Valuation Taxable-County	530,689,748	Surplus Dec. 31, 1990	774,515.17
EXPENDITURES TOTAL	15,040,366.07	State Equalized Valuation	534,383,931	Total	3,740,771.99
		State Equalization Ratio	106.54		



1924  
Population 1980 7,268  
Population 1990 9,487  
S & P Rating  
Moody Rating BAA1

General Tax Rate Per \$100. 3.97  
State Equalized Tax Rate 1.76

WANTAGE TOWNSHIP - SUSSEX COUNTY  
Form of Government  
Township Committee  
Number of Members - 3

PER CAPITA:  
Gross Debt 757.16  
Net Debt 74.67  
Debt Service 39.40  
Total Tax Levy 1,114.68  
Municipal Expenditures 409.47  
PER CENT:  
Gross Debt 1.37  
Net Debt .14  
Tax Levy Collected 93.29  
Tax Levy Cancelled, Abated or Adjusted .13

EXPENDITURES		REVENUES-REALIZED		1990 PROPERTY TAX	
<b>GENERAL GOVERNMENT</b>				STATE EQUALIZED TAX RATE	
Governing Body & Public Boards		1990 Property Taxes Collected	9,880,212.98	Local District School Taxes	
Municipal Clerk		1990 Payments in Lieu of Taxes		Regional & Consolidated School Tax	1.22
Financial Administration	54,300.00	Delinquent Tax & Lien Collections	567,895.38	School Taxes in Municipal Budget	
Assessment of Taxes	72,800.00	Business Personalty Replacement Taxes	99,519.12	County Taxes	.35 *
Collection of Taxes	75,874.00	Taxes from Public Utilities	434,337.00	County Library Taxes	.02
Planning, Housing & Development	489,400.00	Other Miscellaneous Tax Revenues		Local Municipal Purpose Taxes	.17
Human Resources		State Aid Revenues	481,246.25	Veteran & Senior Citizen Taxes	
Elections	3,000.00	Federal Aid Revenues		Total Taxes for Rate Computation	1.76
General Administration (other)	370,586.00	State and Local Fiscal Assistance Act Utilized		Special District Taxes	
<b>JUDICIARY</b>		Sale of Acquired Property		Bank Corp. Taxes	
Municipal Courts	65,029.00	Other Miscellaneous Revenues		Added and Omitted Taxes	
<b>PUBLIC SAFETY</b>		Total	546,843.59	Total Taxes Levied - ABSTRACT	212,771.45
Fire Protection	181,032.00	Prior Years Surplus Appropriated	1,000,000.00	Total Taxes Billed	10,575,007.50
Police Protection	12,500.00	REVENUES TOTAL	13,010,054.32	1990 TAXES COLLECTED	9,880,212.98
Civil Defense & Disaster Control	9,500.00	Reserve For Uncollected Taxes	801,532.27	1990 Taxes Cancelled, Abated or Adjusted	13,330.52
Environmental Inspection & Control	69,830.00	CAPITAL OUTLAY TOTAL	358,053.89	Transfer to Tax Title Liens or Foreclosed	12,411.51
Other Public Safety				Balance Outstanding Dec. 31, 1990	685,126.76
<b>PUBLIC WORKS</b>				<b>PRIOR YEARS TAXES OUTSTANDING</b>	
Streets and Drainage	770,104.00	Public Enterprises		Balance January 1, 1990	568,459.92
Sewers and Sewage Processing		Recreation-Culture		Collected in 1990	558,250.07
Garbage and Trash Disposal	46,711.00	Public Works	100,287.08	Cancelled, Abated or Adjusted 1990	
Public Buildings and Grounds	95,000.00	Buildings and Grounds	257,766.81	Transfers to Tax Title Liens or Foreclosed	1,388.98
Other Public Works		Library and Education		Balance December 31, 1990	8,820.67
<b>HEALTH and WELFARE</b>		Conservation		<b>TAX TITLE LIENS OUTSTANDING</b>	
Health Services Except Environmental	20,675.00	All Other		Balance January 1, 1990	45,120.32
Welfare-Public Assistance	19,800.00			Transfer From Taxes	13,800.49
Hospital, Clinics, First Aid	581.00			Redeemed in 1990	9,645.31
Animal, Insect, & Rodent Control	1,000.00			Cancelled, Abated or Adjusted (1990)	
Other Welfare Services	500.00			Transfers to Foreclosed Property	
<b>RECREATION and CONSERVATION</b>				Balance December 31, 1990	49,275.50
Beaches and Boardwalks				<b>PROPERTY ACQUIRED BY DEED OR FORECLOSURE</b>	
Parks, Playgrounds, Shade Trees				Balance January 1, 1990	315,000.00
Land Reclamation & Conservation	8,289.00			Transfers From Taxes or Liens	
Other Recreational Services	20,000.00			Sale for Cash (1990)	53,255.00
<b>EDUCATION (excluding schools)</b>				Cancelled, Abated or Adjusted (1990)	2,645.00
Libraries	3,500.00			Balance December 31, 1990	259,100.00
Other Educational Services				<b>CURRENT FINANCES DECEMBER 31, 1990</b>	
<b>STATUTORY EXPENDITURES</b>				<b>ASSETS</b>	
Pensions & F. L. C. A.	116,477.00			Cash Dec. 31, 1990	2,398,098.95
Employee Fringe Benefits	193,175.00			Taxes Receivable	693,947.63
Other Statutory Expenditures	8,000.00			Tax Title Liens	49,275.50
<b>CETA And Other Public Employment Programs</b>				Foreclosed Property	259,100.00
<b>MUNICIPAL FUNCTIONS</b>				Emergencies & Other Deferred Charges	
<b>CAPITAL IMPROVEMENTS</b>				State and Federal Aid Receivable	34,002.38
<b>DEBT SERVICE</b>				Other Receivables	66,192.25
Principal Payments	300,000.00			Total	3,500,616.71
Interest Payments	73,778.71			<b>LIABILITIES, RESERVES, AND SURPLUS</b>	
<b>DEFERRED CHARGES</b>				Cash Liabilities	883,951.02
SCHOOL, COUNTY, SPECIAL DISTRICT TAXES	9,348,756.05			Reserves for Receivables	1,067,285.90
<b>RESERVE FOR UNCOLLECTED TAXES</b>				Surplus Dec. 31, 1990	1,549,379.79
<b>EXPENDITURES</b>				Total	3,500,616.71
TOTAL	13,233,370.03				

1820  
 Population 1980 9,805  
 Population 1990 10,830  
 S & P Rating  
 Moody Rating AA  
 General Tax Rate Per \$100. 3.04  
 State Equalized Tax Rate 1.29

WARREN TOWNSHIP - SOMERSET COUNTY  
 Form of Government  
 Township Committee  
 Number of Members - 5

PER CAPITA:  
 Gross Debt 1,186.94  
 Net Debt 884.76  
 Debt Service 44.19  
 Total Tax Levy 2,175.79  
 Municipal Expenditures 608.20  
 PER CENT:  
 Gross Debt .76  
 Net Debt .57  
 Tax Levy Collected 96.75  
 Tax Levy Cancelled, Abated or Adjusted .25

EXPENDITURES		REVENUES-REALIZED		1990 PROPERTY TAX	
<b>GENERAL GOVERNMENT</b>				<b>STATE EQUALIZED TAX RATE</b>	
Governing Body & Public Boards		1990 Property Taxes Collected	22,809,800.72	Local District School Taxes	.41
Municipal Clerk		1990 Payments in Lieu of Taxes		Regional & Consolidated School Tax	.25
Financial Administration	89,500.00	Delinquent Tax & Lien Collections	1,078,207.01	School Taxes in Municipal Budget	
Assessment of Taxes	114,940.00	Business Personalty Replacement Taxes	130,156.20	County Taxes	.43 *
Collection of Taxes		Taxes from Public Utilities	1,024,805.00	County Library Taxes	.02
Planning, Housing & Development	131,460.00	Other Miscellaneous Tax Revenues		Local Municipal Purpose Taxes	.17
Human Resources	71,157.35	State Aid Revenues	62,893.24	Veteran & Senior Citizen Taxes	
Elections	3,700.00	Federal Aid Revenues		Total Taxes for Rate Computation	1.28
General Administration (other)	902,812.00	State and Local Fiscal Assistance Act Utilized		Special District Taxes	
<b>JUDICIARY</b>		Sale of Acquired Property		Bank Corp. Taxes	
Municipal Courts	102,635.00	Other Miscellaneous Revenues	1,054,808.55	Added and Omitted Taxes	240,425.92
<b>PUBLIC SAFETY</b>		Total	26,160,670.72	Total Taxes Levied - ABSTRACT	23,563,760.41
Fire Protection	306,586.00	Prior Years Surplus Appropriated	600,000.00	Total Taxes Billed	23,576,063.80
Police Protection	1,229,376.50	REVENUES TOTAL	26,760,670.72	1990 TAXES COLLECTED	22,809,800.72
Civil Defense & Disaster Control	7,200.00	Reserve For Uncollected Taxes	1,015,000.00	1990 Taxes Cancelled, Abated or Adjusted	59,417.46
Environmental Inspection & Control	114,464.00	<b>CAPITAL OUTLAY TOTAL</b>	1,268,199.46	Transfer to Tax Title Liens or Foreclosed	
Other Public Safety				Balance Outstanding Dec. 31, 1990	706,845.62
<b>PUBLIC WORKS</b>				<b>PRIOR YEARS TAXES OUTSTANDING</b>	
Streets and Drainage	832,855.00	Public Enterprises		Balance January 1, 1990	1,111,074.93
Sewers and Sewage Processing	15,000.00	Recreation-Culture		Collected in 1990	1,078,078.55
Garbage and Trash Disposal	10,000.00	Public Works	222,506.96	Cancelled, Abated or Adjusted 1990	5,727.23
Public Buildings and Grounds	156,875.00	Buildings and Grounds	1,045,692.50	Transfers to Tax Title Liens or Foreclosed	
Other Public Works		Library and Education		Balance December 31, 1990	27,269.15
<b>HEALTH and WELFARE</b>		Conservation		<b>TAX TITLE LIENS OUTSTANDING</b>	
Health Services Except Environmental	132,890.00	All Other		Balance January 1, 1990	447.54
Welfare-Public Assistance	11,570.00	<b>CAPITAL DEBT AUTHORIZED, DECEMBER 31, 1990</b>		Transfer From Taxes	
Hospital, Clinics, First Aid		ISSUED AND UNISSUED		Redeemed in 1990	128.46
Animal, Insect, & Rodent Control	9,000.00	School	3,262,560	Cancelled, Abated or Adjusted (1990)	103.94
Other Welfare Services		Self-Liquidating		Transfers to Foreclosed Property	
<b>RECREATION and CONSERVATION</b>		Other	9,592,000	Balance December 31, 1990	215.14
Beaches and Boardwalks		Total	12,854,560	<b>PROPERTY ACQUIRED BY DEED OR FORECLOSURE</b>	
Parks, Playgrounds, Shade Trees	23,000.00			Balance January 1, 1990	987,230.00
Land Reclamation & Conservation	43,775.00	ISSUED AND OUTSTANDING		Transfers From Taxes or Liens	
Other Recreational Services	50,650.00	School	3,262,560.48	Sale for Cash (1990)	
<b>EDUCATION (excluding schools)</b>		Self-Liquidating		Cancelled, Abated or Adjusted (1990)	
Libraries		Other	4,620,000.00	Balance December 31, 1990	987,230.00
Other Educational Services	5,620.00	Total	7,882,560.48	<b>CURRENT FINANCES DECEMBER 31, 1990</b>	
<b>STATUTORY EXPENDITURES</b>		<b>EQUALIZED VALUATION BASIS FOR NET DEBT COMPUTATION</b>	1,680,991,171	<b>ASSETS</b>	
Pensions & F. I. C. A.	425,625.00	<b>REAL PROPERTY VALUATIONS</b>		Cash Dec. 31, 1990	1,779,303.65
Employee Fringe Benefits	259,000.00	Code Class # of Parcels % VAL'N		Taxes Receivable	734,114.77
Other Statutory Expenditures		1 Vacant Land 705 5.95	45,521,300.00	Tax Title Liens	215.14
CETA And Other Public Employment Programs		2 Residential 3499 66.92	512,249,700.00	Foreclosed Property	987,230.00
<b>MUNICIPAL FUNCTIONS TOTAL</b>	5,054,690.85	3 Farm 151 1.06	8,165,800.00	Emergencies & Other Deferred Charges	115,600.00
<b>CAPITAL IMPROVEMENTS *MEMO*</b>	44,000.00	4a Commercial 157 22.49	172,157,400.00	State and Federal Aid Receivable	600.00
<b>DEBT SERVICE</b>		4b Industrial 16 3.58	27,397,400.00	Other Receivables	125,614.35
Principal Payments	215,000.00	4c Apartments		Total	3,742,677.91
Interest Payments	263,592.71	Total 4528	765,491,600.00	<b>LIABILITIES, RESERVES, AND SURPLUS</b>	
<b>DEFERRED CHARGES</b>	38,542.58	Land Area 19.60 Sq. Miles		Cash Liabilities	541,727.58
SCHOOL, COUNTY, SPECIAL DISTRICT TAXES	20,165,297.57	Net Valuation Taxable-Municipal	767,619,667	Reserves for Receivables	1,847,174.26
RESERVE FOR UNCOLLECTED TAXES	1,015,000.00	Net Valuation Taxable-County	1,820,235,092	Surplus Dec. 31, 1990	1,353,776.07
<b>EXPENDITURES TOTAL</b>	26,752,123.71	State Equalized Valuation	1,803,708,674	Total	3,742,677.91
		State Equalization Ratio	42.49		



**2121**  
 Population 1980 **6,429**  
 Population 1990 **6,474**  
 S & P Rating  
 Moody Rating **BAA**

General Tax Rate Per \$100. **2.83**  
 State Equalized Tax Rate **2.73**

**WASHINGTON BOROUGH - WARREN CO.**  
 Form of Government  
**Council-Manager Plan E (OMCL 50)**  
 Number of Members - 7

PER CAPITA:  
 Gross Debt **743.37**  
 Net Debt **743.37**  
 Debt Service **48.16**  
 Total Tax Levy **1,288.18**  
 Municipal Expenditures **606.41**  
 PER CENT:  
 Gross Debt **1.67**  
 Net Debt **1.67**  
 Tax Levy Collected **93.03**  
 Tax Levy Cancelled, Abated or Adjusted **.67**

EXPENDITURES		REVENUES-REALIZED		1990 PROPERTY TAX	
<b>GENERAL GOVERNMENT</b>				<b>STATE EQUALIZED TAX RATE</b> <b>2.72</b>	
Governing Body & Public Boards		1990 Property Taxes Collected	<b>7,776,937.25</b>	Local District School Taxes	<b>2,075,954.00</b>
Municipal Clerk		1990 Payments in Lieu of Taxes	<b>27,356.66</b>	Regional & Consolidated School Tax	<b>1,997,326.61</b>
Financial Administration	<b>52,846.00</b>	Delinquent Tax & Lien Collections	<b>269,518.92</b>	School Taxes in Municipal Budget	
Assessment of Taxes	<b>49,599.00</b>	Business Personalty Replacement Taxes	<b>121,519.44</b>	County Taxes	<b>1,759,378.85</b>
Collection of Taxes	<b>52,730.00</b>	Taxes from Public Utilities	<b>348,083.00</b>	County Library Taxes	
Planning, Housing & Development	<b>13,675.00</b>	Other Miscellaneous Tax Revenues		Local Municipal Purpose Taxes	<b>2,478,339.00</b>
Human Resources	<b>25,625.43</b>	State Aid Revenues	<b>104,679.51</b>	Veteran & Senior Citizen Taxes	<b>54,750.00</b>
Elections	<b>1,615.00</b>	Federal Aid Revenues		Total Taxes for Rate Computation	<b>8,365,748.46</b>
General Administration (other)	<b>461,145.10</b>	State and Local Fiscal Assistance Act Utilized	<b>2,169.00</b>	Special District Taxes	
<b>JUDICIARY</b>		Sole of Acquired Property		Bank Corp. Taxes	
Municipal Courts	<b>65,281.43</b>	Other Miscellaneous Revenues	<b>512,787.47</b>	Added and Omitted Taxes	<b>28,667.50</b>
<b>PUBLIC SAFETY</b>		Total	<b>9,163,051.25</b>	Total Taxes Levied - ABSTRACT	<b>8,339,665.96</b>
Fire Protection	<b>73,139.00</b>	Prior Years Surplus Appropriated	<b>200,000.00</b>	Total Taxes Billed	<b>8,359,843.66</b>
Police Protection	<b>685,724.65</b>	REVENUES TOTAL	<b>9,363,051.25</b>	1990 TAXES COLLECTED	<b>7,776,937.25</b>
Civil Defense & Disaster Control	<b>300.00</b>	Reserve For Uncollected Taxes	<b>487,173.00</b>	1990 Taxes Cancelled, Abated or Adjusted	<b>55,804.05</b>
Environmental Inspection & Control		CAPITAL OUTLAY TOTAL	<b>493,440.16</b>	Transfer to Tax Title Liens or Foreclosed	<b>83,523.07</b>
Other Public Safety				Balance Outstanding Dec. 31, 1990	<b>443,579.29</b>
<b>PUBLIC WORKS</b>				<b>PRIOR YEARS TAXES OUTSTANDING</b>	
Streets and Drainage	<b>343,648.00</b>	Public Enterprises		Balance January 1, 1990	<b>296,774.08</b>
Sewers and Sewage Processing	<b>204,693.00</b>	Recreation-Culture	<b>60,818.06</b>	Collected in 1990	<b>259,978.31</b>
Garbage and Trash Disposal	<b>468,230.00</b>	Public Works	<b>361,197.33</b>	Cancelled, Abated or Adjusted 1990	<b>.08</b>
Public Buildings and Grounds		Buildings and Grounds	<b>71,424.77</b>	Transfers to Tax Title Liens or Foreclosed	<b>36,795.69</b>
Other Public Works		Library and Education		Balance December 31, 1990	
<b>HEALTH and WELFARE</b>		Conservation		<b>TAX TITLE LIENS OUTSTANDING</b>	
Health Services Except Environmental		All Other		Balance January 1, 1990	<b>71,850.33</b>
Welfare-Public Assistance	<b>2,994.00</b>			Transfer From Taxes	<b>126,720.22</b>
Hospital, Clinics, First Aid				Redeemed in 1990	<b>9,540.61</b>
Animal, Insect, & Rodent Control	<b>4,297.00</b>			Cancelled, Abated or Adjusted (1990)	<b>1,550.88</b>
Other Welfare Services				Transfers to Foreclosed Property	
<b>RECREATION and CONSERVATION</b>				Balance December 31, 1990	<b>187,479.06</b>
Beaches and Boardwalks				<b>PROPERTY ACQUIRED BY DEED OR FORECLOSURE</b>	
Parks, Playgrounds, Shade Trees	<b>62,920.00</b>			Balance January 1, 1990	<b>120,800.00</b>
Land Reclamation & Conservation				Transfers From Taxes or Liens	
Other Recreational Services	<b>2,200.00</b>			Sole for Cosh (1990)	
<b>EDUCATION (excluding schools)</b>				Cancelled, Abated or Adjusted (1990)	
Libraries	<b>144,369.00</b>			Balance December 31, 1990	<b>120,800.00</b>
Other Educational Services				<b>CURRENT FINANCES DECEMBER 31, 1990</b>	
<b>STATUTORY EXPENDITURES</b>				<b>ASSETS</b>	
Pensions & F. I. C. A.	<b>185,048.00</b>			Cosh Dec. 31, 1990	<b>3,154,265.07</b>
Employee Fringe Benefits	<b>117,250.00</b>			Taxes Receivable	<b>443,579.29</b>
Other Statutory Expenditures	<b>9,700.00</b>			Tax Title Liens	<b>187,479.06</b>
<b>CETA And Other Public Employment Programs</b>				Foreclosed Property	<b>120,800.00</b>
<b>MUNICIPAL FUNCTIONS</b>				Emergencies & Other Deferred Charges	<b>48,504.00</b>
CAPITAL IMPROVEMENTS <b>*MEMO*</b>	<b>114,000.00</b>			State and Federal Aid Receivable	
<b>DEBT SERVICE</b>				Other Receivables	<b>8,996.55</b>
Principal Payments	<b>132,220.00</b>			Total	<b>3,963,623.97</b>
Interest Payments	<b>179,538.92</b>			<b>LIABILITIES, RESERVES, AND SURPLUS</b>	
<b>DEFERRED CHARGES</b>	<b>99,930.23</b>			Cash Liabilities	<b>353,315.53</b>
SCHOOL, COUNTY, SPECIAL DISTRICT TAXES	<b>5,832,659.46</b>			Reserves for Receivables	<b>760,854.90</b>
RESERVE FOR UNCOLLECTED TAXES	<b>487,173.00</b>			Surplus Dec. 31, 1990	<b>2,349,453.54</b>
<b>EXPENDITURES TOTAL</b>	<b>9,758,551.22</b>			Total	<b>3,963,623.97</b>



0266

Population 1980 9,550  
 Population 1990 9,245  
 S & P Rating  
 Moody Rating A1

General Tax Rate Per \$100.

2.13

State Equalized Tax Rate

1.59

## WASHINGTON TOWNSHIP - BERGEN CO.

Form of Government

Council-Manager Plan E (OMCL 50)

Number of Members - 5

PER CAPITA:

Gross Debt 542.33  
 Net Debt 526.42  
 Debt Service 113.67  
 Total Tax Levy 1,477.04  
 Municipal Expenditures 652.22

PER CENT:

Gross Debt .60  
 Net Debt .58  
 Tax Levy Collected 98.70  
 Tax Levy Cancelled, Abated or Adjusted .02

EXPENDITURES		REVENUES-REALIZED		1990 PROPERTY TAX	
GENERAL GOVERNMENT				STATE EQUALIZED TAX RATE	
Governing Body & Public Boards	22,158.00	1990 Property Taxes Collected		Local District School Taxes	
Municipal Clerk	51,616.00	1990 Payments in Lieu of Taxes		Regional & Consolidated School Tax	.84
Financial Administration	151,955.00	Delinquent Tax & Lien Collections		School Taxes in Municipal Budget	
Assessment of Taxes		Business Personalty Replacement Taxes		County Taxes	.24
Collection of Taxes		Taxes from Public Utilities		County Library Taxes	
Planning, Housing & Development	11,445.00	Other Miscellaneous Tax Revenues		Local Municipal Purpose Taxes	.50
Human Resources	53,090.00	State Aid Revenues		Veteran & Senior Citizen Taxes	
Elections	2,670.00	Federal Aid Revenues		Total Taxes for Rate Computation	1.58
General Administration (other)	669,220.00	State and Local Fiscal Assistance Act Utilized		Special District Taxes	
JUDICIARY		Sale of Acquired Property		Bank Corp. Taxes	
Municipal Courts	46,014.00	Other Miscellaneous Revenues		Added and Omitted Taxes	
PUBLIC SAFETY		Prior Years Surplus Appropriated		Total Taxes Levied - ABSTRACT	58,048.00
Fire Protection	167,886.00	REVENUES TOTAL		Total Taxes Billed	13,655,231.80
Police Protection	1,276,093.00	CAPITAL OUTLAY TOTAL		1990 TAXES COLLECTED	13,508,703.00
Civil Defense & Disaster Control	3,695.00			1990 Taxes Cancelled, Abated or Adjusted	2,752.00
Environmental Inspection & Control	32,675.00			Transfer to Tax Title Liens or Foreclosed	14,948.00
Other Public Safety				Balance Outstanding Dec. 31, 1990	160,654.00
PUBLIC WORKS				PRIOR YEARS TAXES OUTSTANDING	
Streets and Drainage	53,200.00			Balance January 1, 1990	172,618.00
Sewers and Sewage Processing	460,666.00			Collected in 1990	164,251.00
Garbage and Trash Disposal	304,664.00			Cancelled, Abated or Adjusted 1990	
Public Buildings and Grounds	6,548.00			Transfers to Tax Title Liens or Foreclosed	8,367.00
Other Public Works	10,396.00			Balance December 31, 1990	
HEALTH and WELFARE				TAX TITLE LIENS OUTSTANDING	
Health Services Except Environmental	168,965.00			Balance January 1, 1990	1,455.00
Welfare-Public Assistance	1,000.00			Transfer From Taxes	24,649.00
Hospital, Clinics, First Aid	1,100.00			Redeemed in 1990	
Animal, Insect, & Rodent Control	6,910.00			Cancelled, Abated or Adjusted (1990)	
Other Welfare Services				Transfers to Foreclosed Property	1,455.00
RECREATION and CONSERVATION				Balance December 31, 1990	24,649.00
Beaches and Boardwalks				PROPERTY ACQUIRED BY DEED OR FORECLOSURE	
Parks, Playgrounds, Shade Trees	132,585.00			Balance January 1, 1990	69,495.00
Land Reclamation & Conservation	113,012.00			Transfers From Taxes or Liens	1,455.00
Other Recreational Services	113,066.00			Sale for Cash (1990)	
EDUCATION (excluding schools)				Cancelled, Abated or Adjusted (1990)	
Libraries	203,323.00			Balance December 31, 1990	70,950.00
Other Educational Services				CURRENT FINANCES DECEMBER 31, 1990	
STATUTORY EXPENDITURES				ASSETS	
Pensions & F. I. C. A.	272,777.00			Cash Dec. 31, 1990	1,955,649.00
Employee Fringe Benefits	195,500.00			Taxes Receivable	160,654.00
Other Statutory Expenditures				Tax Title Liens	24,649.00
CETA And Other Public Employment Programs				Foreclosed Property	70,950.00
MUNICIPAL FUNCTIONS TOTAL	4,542,729.00			Emergencies & Other Deferred Charges	16,000.00
CAPITAL IMPROVEMENTS *MEMO*	9,300.00			State and Federal Aid Receivable	
DEBT SERVICE				Other Receivables	
Principal Payments	762,239.00			Total	2,239,740.00
Interest Payments	288,596.00			LIABILITIES, RESERVES, AND SURPLUS	
DEFERRED CHARGES	32,221.00			Cash Liabilities	836,723.00
SCHOOL, COUNTY, SPECIAL DISTRICT TAXES	9,280,707.80			Reserves for Receivables	268,091.00
RESERVE FOR UNCOLLECTED TAXES	403,994.00			Surplus Dec. 31, 1990	1,134,926.00
EXPENDITURES TOTAL	15,310,486.80			Total	2,239,740.00

Population 1980 808  
 Population 1990 805  
 S & P Rating  
 Moody Rating

General Tax Rate Per \$100. 1.96  
 State Equalized Tax Rate 2.35

WASHINGTON TWP. - BURLINGTON CO.  
 Form of Government  
 Township Committee  
 Number of Members - 3

PER CAPITA:  
 Gross Debt 148.10  
 Net Debt 148.10  
 Debt Service  
 Total Tax Levy 1,133.90  
 Municipal Expenditures 400.90

PER CENT:  
 Gross Debt .34  
 Net Debt .34  
 Tax Levy Collected 90.07  
 Tax Levy Cancelled, Abated or Adjusted

EXPENDITURES		REVENUES-REALIZED		1990 PROPERTY TAX	
<b>GENERAL GOVERNMENT</b>				STATE EQUALIZED TAX RATE 1.49	
Governing Body & Public Boards		1990 Property Taxes Collected	822,172.16	Local District School Taxes	575,914.23
Municipal Clerk		1990 Payments in Lieu of Taxes		Regional & Consolidated School Tax	
Financial Administration	7,220.00	Delinquent Tax & Lien Collections	67,934.91	School Taxes in Municipal Budget	
Assessment of Taxes	11,585.00	Business Personalty Replacement Taxes	23,295.00	County Taxes	230,377.34
Collection of Taxes	7,085.00	Taxes from Public Utilities	42,159.00	County Library Taxes	13,240.50
Planning, Housing & Development	2,250.00	Other Miscellaneous Tax Revenues		Local Municipal Purpose Taxes	88,140.00
Human Resources	5,140.00	State Aid Revenues	5,779.07	Veteran & Senior Citizen Taxes	12,350.00
Elections		Federal Aid Revenues		Total Taxes for Rate Computation	920,022.07
General Administration (other)	33,700.00	State and Local Fiscal Assistance Act Utilized		Special District Taxes	
<b>JUDICIARY</b>		Sale of Acquired Property		Bank Corp. Taxes	
Municipal Courts	12,339.07	Other Miscellaneous Revenues	74,237.30	Added and Omitted Taxes	5,120.17
<b>PUBLIC SAFETY</b>		Total	1,035,577.44	Total Taxes Levied - ABSTRACT	912,792.24
Fire Protection	24,000.00	Prior Years Surplus Appropriated	93,700.00	Total Taxes Billed	912,792.24
Police Protection	12,000.00	REVENUES TOTAL	1,129,277.44	1990 TAXES COLLECTED	822,172.16
Civil Defense & Disaster Control	1,600.00	Reserve For Uncollected Taxes	94,600.00	1990 Taxes Cancelled, Abated or Adjusted	
Environmental Inspection & Control	1,448.92	<b>CAPITAL OUTLAY</b>	63,622.85	Transfer to Tax Title Liens or Foreclosed	
Other Public Safety		<b>TOTAL</b>	63,622.85	Balance Outstanding Dec. 31, 1990	90,620.08
<b>PUBLIC WORKS</b>		Public Enterprises		<b>PRIOR YEARS TAXES OUTSTANDING</b>	
Streets and Drainage	23,500.00	Recreation-Culture		Balance January 1, 1990	76,492.37
Sewers and Sewage Processing		Public Works	63,622.85	Collected in 1990	60,127.42
Gorbage and Trash Disposal	74,943.00	Buildings and Grounds		Cancelled, Abated or Adjusted 1990	
Public Buildings and Grounds	1,400.00	Library and Education		Transfers to Tax Title Liens or Foreclosed	
Other Public Works		Conservation		Balance December 31, 1990	16,364.95
<b>HEALTH AND WELFARE</b>		All Other		<b>TAX TITLE LIENS OUTSTANDING</b>	
Health Services Except Environmental	125.00	<b>CAPITAL DEBT AUTHORIZED, DECEMBER 31, 1990</b>		Balance January 1, 1990	15,582.62
Welfare-Public Assistance	1,000.00	ISSUED AND UNISSUED		Transfer From Taxes	
Hospital, Clinics, First Aid		School		Redeemed in 1990	7,807.49
Animal, Insect, & Rodent Control	1,700.00	Self-Liquidating	119,221	Cancelled, Abated or Adjusted (1990)	
Other Welfare Services		Other	119,221	Transfers to Foreclosed Property	
<b>RECREATION and CONSERVATION</b>		Total	119,221	Balance December 31, 1990	7,775.13
Beaches and Boardwalks		<b>ISSUED AND OUTSTANDING</b>		<b>PROPERTY ACQUIRED BY DEED OR</b>	
Parks, Playgrounds, Shade Trees		School		<b>FORECLOSURE</b>	
Land Reclamation & Conservation	400.00	Self-Liquidating		Balance January 1, 1990	
Other Recreational Services		Other		Transfers From Taxes or Liens	
<b>EDUCATION (excluding schools)</b>		Total		Sale for Cash (1990)	
Libraries		<b>EQUALIZED VALUATION BASIS</b>		Cancelled, Abated or Adjusted (1990)	
Other Educational Services		<b>FOR NET DEBT COMPUTATION</b>	35,053,001	Balance December 31, 1990	
<b>STATUTORY EXPENDITURES</b>		<b>REAL PROPERTY VALUATIONS</b>		<b>CURRENT FINANCES DECEMBER 31, 1990</b>	
Pensions & F. I. C. A.	4,457.00	Code Class # of Parcels % VAL'N		<b>ASSETS</b>	
Employee Fringe Benefits		1 Vacant Land 236 8.67	3,956,400.00	Cash Dec. 31, 1990	461,987.38
Other Statutory Expenditures	105.75	2 Residential 334 71.78	32,760,400.00	Toxes Receivable	106,985.03
<b>CETA And Other Public Employment Programs</b>		3 Form 43 4.56	2,083,000.00	Tax Title Liens	7,775.13
<b>MUNICIPAL FUNCTIONS</b>		4a Commercial 17 8.51	3,885,700.00	Foreclosed Property	
<b>CAPITAL IMPROVEMENTS</b>	225,998.74	4b Industrial 10 6.28	2,867,900.00	Emergencies & Other Deferred Charges	10,000.00
<b>DEBT SERVICE</b>		4c Apartments 1 .18	84,200.00	State and Federal Aid Receivable	8.58
Principal Payments		Total 641	45,637,600.00	Other Receivables	42,798.94
Interest Payments		Land Area 107.32 Sq. Miles		Total	629,555.06
<b>DEFERRED CHARGES</b>	2,044.25	Net Valuation Taxable-Municipal	46,320,897	<b>LIABILITIES, RESERVES, AND SURPLUS</b>	
<b>SCHOOL, COUNTY, SPECIAL DISTRICT TAXES</b>	819,532.07	Net Valuation Taxable-County	39,550,692	Cash Liabilities	314,777.53
<b>RESERVE FOR UNCOLLECTED TAXES</b>	94,600.00	State Equalized Valuation	38,676,637	Reserves for Receivables	
<b>EXPENDITURES</b>		State Equalization Ratio	120.12	Surplus Dec. 31, 1990	314,777.53
<b>TOTAL</b>	1,142,175.06			<b>Total</b>	629,555.06



0313

Population 1980 27,878  
 Population 1990 41,960  
 S & P Rating  
 Moody Rating AAA

General Tax Rate Per \$100. 2.01  
 State Equalized Tax Rate 2.09

WASHINGTON TWP. - GLOUCESTER CO.  
 Form of Government  
 Council-Manager Plan E (OMCL 50)  
 Number of Members - 5

PER CAPITA:  
 Gross Debt 335.61  
 Net Debt 189.83  
 Debt Service 17.91  
 Total Tax Levy 972.36  
 Municipal Expenditures 276.08

PER CENT:  
 Gross Debt .97  
 Net Debt .55  
 Tax Levy Collected 94.73  
 Tax Levy Cancelled, Abated or Adjusted 1.24

EXPENDITURES		REVENUES-REALIZED		1990 PROPERTY TAX	
GENERAL GOVERNMENT				STATE EQUALIZED TAX RATE 1.16	
Governing Body & Public Boards	149,533.37	1990 Property Taxes Collected	39,049,988.20	Local District School Taxes	20,338,536.11
Municipal Clerk	205,768.00	1990 Payments in Lieu of Taxes	10,680.00	Regional & Consolidated School Tax	
Financial Administration	106,083.00	Delinquent Tax & Lien Collections	1,439,722.81	School Taxes in Municipal Budget	
Assessment of Taxes	146,446.00	Business Personalty Replacement Taxes	106,319.34	County Taxes	11,460,191.98
Collection of Taxes	106,195.50	Taxes from Public Utilities	1,819,913.00	County Library Taxes	441,230.51
Planning, Housing & Development	100,041.50	Other Miscellaneous Tax Revenues		Local Municipal Purpose Taxes	4,161,042.91
Human Resources	111,690.77	State Aid Revenues	220,805.68	Veteran & Senior Citizen Taxes	209,450.00
Elections		Federal Aid Revenues	96,000.00	Total Taxes for Rate Computation	36,610,451.51
General Administration (other)	1,235,618.00	State and Local Fiscal Assistance Act Utilized		Special District Taxes	3,708,474.00
JUDICIARY		Sale of Acquired Property		Bank Corp. Taxes	
Municipal Courts	117,655.00	Other Miscellaneous Revenues	2,008,189.28	Added and Omitted Taxes	690,577.29
PUBLIC SAFETY		Total	44,751,618.81	Total Taxes Levied - ABSTRACT	40,800,052.80
Fire Protection		Prior Years Surplus Appropriated	2,797,900.00	Total Taxes Billed	41,222,871.80
Police Protection	3,235,923.96	REVENUES TOTAL	47,549,518.81	1990 TAXES COLLECTED	39,049,988.20
Civil Defense & Disaster Contral	29,863.00	Reserve Far Uncollected Taxes	1,597,019.88	1990 Taxes Cancelled, Abated or Adjusted	512,712.28
Environmental Inspection & Contral	49,959.99	CAPITAL OUTLAY TOTAL	1,605,831.24	Transfer to Tax Title Liens or Foreclosed	315,334.08
Other Public Safety				Balance Outstanding Dec. 31, 1990	1,344,837.24
PUBLIC WORKS				PRIOR YEARS TAXES OUTSTANDING	
Streets and Drainage	1,131,808.00	Public Enterprises		Balance January 1, 1990	1,950,242.21
Sewers and Sewage Processing		Recreation—Culture	101,508.33	Collected in 1990	1,382,223.25
Garbage and Trash Disposal		Public Works		Cancelled, Abated or Adjusted 1990	11,927.82
Public Buildings and Grounds	43,000.00	Buildings and Grounds	1,504,322.91	Transfers to Tax Title Liens or Foreclosed	205,577.26
Other Public Works	208,474.00	Library and Education		Balance December 31, 1990	350,513.88
HEALTH and WELFARE		Conservation		TAX TITLE LIENS OUTSTANDING	
Health Services Except Environmental	5,000.00	All Other		Balance January 1, 1990	264,400.99
Welfare-Public Assistance	500.00	CAPITAL DEBT AUTHORIZED, DECEMBER 31, 1990		Transfer From Taxes	555,501.80
Hospital, Clinics, First Aid		ISSUED AND UNISSUED		Redeemed in 1990	57,499.56
Animal, Insect, & Rodent Control		School	6,117,000	Cancelled, Abated or Adjusted (1990)	188.45
Other Welfare Services		Self-Liquidating		Transfers to Foreclosed Property	
RECREATION and CONSERVATION		Other	7,965,269	Balance December 31, 1990	762,214.78
Beaches and Boardwalks		Total	14,082,269	PROPERTY ACQUIRED BY DEED OR FORECLOSURE	
Parks, Playgrounds, Shade Trees	198,910.00	ISSUED AND OUTSTANDING		Balance January 1, 1990	12,670,300.00
Land Reclamation & Conservation	10,050.00	School	6,117,000.00	Transfers From Taxes or Liens	
Other Recreational Services	27,550.00	Self-Liquidating		Sale for Cash (1990)	
EDUCATION (excluding schools)		Other	6,539,861.86	Cancelled, Abated or Adjusted (1990)	
Libraries	136,487.00	Total	12,656,861.86	Balance December 31, 1990	12,670,300.00
Other Educational Services	10,900.00	EQUALIZED VALUATION BASIS		CURRENT FINANCES DECEMBER 31, 1990	
STATUTORY EXPENDITURES		FOR NET DEBT COMPUTATION	1,453,366,121	ASSETS	
Pensions & F. I. C. A.	841,069.38	REAL PROPERTY VALUATIONS		Cash Dec. 31, 1990	3,465,591.39
Employee Fringe Benefits	810,000.00	Code Class # of Parcels % VAL'N		Taxes Receivable	1,695,351.12
Other Statutory Expenditures		1 Vacant Land 1433 5.21	94,226,100.00	Tax Title Liens	762,214.78
CETA And Other Public Employment Programs		2 Residential 12453 79.38	1,435,085,800.00	Foreclosed Property	12,670,300.00
MUNICIPAL FUNCTIONS TOTAL	9,018,576.47	3 Farm 184 .51	9,361,500.00	Emergencies & Other Deferred Charges	221,228.92
CAPITAL IMPROVEMENTS *MEMO*	75,000.00	4a Commercial 491 12.56	227,080,000.00	State and Federal Aid Receivable	106,864.76
DEBT SERVICE		4b Industrial 11 .41	7,336,900.00	Other Receivables	144,464.03
Principal Payments	278,768.54	4c Apartments 5 1.93	34,838,300.00	Total	19,066,015.00
Interest Payments	472,593.14	Total	1,807,928,600.00	LIABILITIES, RESERVES, AND SURPLUS	
DEFERRED CHARGES	217,228.92	Land Area 21.65 Sq. Miles		Cash Liabilities	1,364,334.23
SCHOOL, COUNTY, SPECIAL DISTRICT TAXES	35,948,432.60	Net Valuation Taxable-Municipal	1,817,591,682	Reserves for Receivables	15,272,329.93
RESERVE FOR UNCOLLECTED TAXES	1,597,019.88	Net Valuation Taxable-County	1,621,320,847	Surplus Dec. 31, 1990	2,429,350.84
EXPENDITURES TOTAL	47,532,619.55	State Equalized Valuation	1,746,552,889	Total	19,066,015.00
		State Equalization Ratio	104.09		



1112  
Population 1980 3,487  
Population 1990 5,815  
S & P Rating  
Moody Rating

General Tax Rate Per \$100. 6.14  
State Equalized Tax Rate 1.58

WASHINGTON TOWNSHIP - MERCER CO.  
Form of Government  
Township Committee  
Number of Members - 5

PER CAPITA:  
Gross Debt 2,616.83  
Net Debt 733.94  
Debt Service 44.64  
Total Tax Levy 1,172.71  
Municipal Expenditures 564.23  
PER CENT:  
Gross Debt 4.13  
Net Debt 1.16  
Tax Levy Collected 95.86  
Tax Levy Cancelled, Abated or Adjusted

EXPENDITURES		REVENUES-REALIZED		1990 PROPERTY TAX	
<b>GENERAL GOVERNMENT</b>				<b>STATE EQUALIZED TAX RATE</b>	
Governing Body & Public Boards		1990 Property Taxes Collected		Local District School Taxes	3,097,108.00
Municipal Clerk		1990 Payments in Lieu of Taxes		Regional & Consolidated School Tax	
Financial Administration	77,244.00	Delinquent Tax & Lien Collections		School Taxes in Municipal Budget	
Assessment of Taxes	32,325.00	Business Personalty Replacement Taxes		County Taxes	2,060,871.69
Collection of Taxes	32,138.43	Taxes from Public Utilities		County Library Taxes	186,318.46
Planning, Housing & Development	90,725.00	Other Miscellaneous Tax Revenues		Local Municipal Purpose Taxes	1,026,851.00
Human Resources	49,083.00	State Aid Revenues		Veteran & Senior Citizen Taxes	31,150.00
Elections	2,000.00	Federal Aid Revenues		Total Taxes for Rate Computation	6,402,299.15
General Administration (other)	570,861.89	State and Local Fiscal Assistance Act Utilized		Special District Taxes	269,792.00
<b>JUDICIARY</b>		Sale of Acquired Property		Bank Corp. Taxes	
Municipal Courts	103,742.00	Other Miscellaneous Revenues		Added and Omitted Taxes	178,388.72
<b>PUBLIC SAFETY</b>		Total		Total Taxes Levied - ABSTRACT	6,819,329.87
Fire Protection	13,490.00	Prior Years Surplus Appropriated		Total Taxes Billed	6,819,329.87
Police Protection	765,569.11	REVENUES TOTAL		1990 TAXES COLLECTED	6,536,931.20
Civil Defense & Disaster Control	2,000.00	Reserve For Uncollected Taxes		1990 Taxes Cancelled, Abated or Adjusted	
Environmental Inspection & Control	79,970.00	<b>CAPITAL OUTLAY TOTAL</b>		Transfer to Tax Title Liens or Foreclosed	
Other Public Safety				Balance Outstanding Dec. 31, 1990	282,398.67
<b>PUBLIC WORKS</b>		Public Enterprises		<b>PRIOR YEARS TAXES OUTSTANDING</b>	
Streets and Drainage	560,406.16	Recreation-Culture		Balance January 1, 1990	228,326.19
Sewers and Sewage Processing		Public Works		Collected in 1990	228,326.19
Garbage and Trash Disposal		Buildings and Grounds		Cancelled, Abated or Adjusted 1990	
Public Buildings and Grounds	54,200.00	Library and Education		Transfers to Tax Title Liens or Foreclosed	
Other Public Works		Conservation		Balance December 31, 1990	
<b>HEALTH and WELFARE</b>		All Other		<b>TAX TITLE LIENS OUTSTANDING</b>	
Health Services Except Environmental	47,675.00	<b>CAPITAL DEBT AUTHORIZED, DECEMBER 31, 1990</b>		Balance January 1, 1990	
Welfare-Public Assistance	9,750.00	<b>ISSUED AND UNISSUED GROSS DEBT NET DEBT</b>		Transfer From Taxes	
Hospital, Clinics, First Aid		School 10,949,000		Redeemed in 1990	
Animal, Insect, & Rodent Control	4,000.00	Self-Liquidating 4,267,867		Cancelled, Abated or Adjusted (1990)	
Other Welfare Services		Other 4,267,867		Transfers to Foreclosed Property	
<b>RECREATION and CONSERVATION</b>		Total 15,216,867		Balance December 31, 1990	
Beaches and Boardwalks		<b>ISSUED AND OUTSTANDING</b>		<b>PROPERTY ACQUIRED BY DEED OR FORECLOSURE</b>	
Parks, Playgrounds, Shade Trees	11,410.00	School 600,000.00		Balance January 1, 1990	5,450.00
Land Reclamation & Conservation	7,945.00	Self-Liquidating 3,791,450.00		Transfers From Taxes or Liens	
Other Recreational Services	37,515.00	Other 4,391,450.00		Sale for Cash (1990)	
<b>EDUCATION (excluding schools)</b>		Total 4,391,450.00		Cancelled, Abated or Adjusted (1990)	
Libraries	2,000.00	<b>EQUALIZED VALUATION BASIS</b>		Balance December 31, 1990	5,450.00
Other Educational Services	100.00	<b>FOR NET DEBT COMPUTATION</b>		<b>CURRENT FINANCES DECEMBER 31, 1990</b>	
<b>STATUTORY EXPENDITURES</b>		<b>REAL PROPERTY VALUATIONS</b>		<b>ASSETS</b>	
Pensions & F. L. C. A.	147,097.68	Code Class # of Parcels % VAL'N ASSESSED VALUATION		Cash Dec. 31, 1990	3,388,100.17
Employee Fringe Benefits		1 Vacant Land 563 6.59 5,790,100.00		Taxes Receivable	282,398.67
Other Statutory Expenditures		2 Residential 2003 70.05 72,224,450.00		Tax Title Liens	
<b>CETA And Other Public Employment Programs</b>		3 Farm 398 6.43 6,625,751.00		Foreclosed Property	5,450.00
<b>MUNICIPAL FUNCTIONS TOTAL</b>	2,701,247.27	4a Commercial 101 12.99 13,388,750.00		Emergencies & Other Deferred Charges	48,000.00
<b>CAPITAL IMPROVEMENTS *MEMO*</b>	30,000.00	4b Industrial 8 2.93 3,019,300.00		State and Federal Aid Receivable	
<b>DEBT SERVICE</b>		4c Apartments 1 1.02 1,056,000.00		Other Receivables	8,504.36
Principal Payments	120,000.00	Total 3074 103,104,351.00		Total	3,732,453.20
Interest Payments	139,610.00	Land Area 20.70 Sq. Miles		<b>LIABILITIES, RESERVES, AND SURPLUS</b>	
<b>DEFERRED CHARGES</b>	63,000.00	Net Valuation Taxable-Municipal		Cash Liabilities	3,008,294.24
<b>SCHOOL, COUNTY, SPECIAL DISTRICT TAXES</b>	5,614,090.15	Net Valuation Taxable-County		Reserves for Receivables	296,353.03
<b>RESERVE FOR UNCOLLECTED TAXES</b>	257,140.00	State Equalized Valuation		Surplus Dec. 31, 1990	427,805.93
<b>EXPENDITURES TOTAL</b>	8,895,087.42	State Equalization Ratio		Total	3,732,453.20

1438

Population 1980 11,402

Population 1990 15,592

S &amp; P Rating

Moody Rating

General Tax Rate Per \$100.

4.10

State Equalized Tax Rate

1.89

## WASHINGTON TOWNSHIP - MORRIS CO.

Form of Government  
Township Committee  
Number of Members - 5

## PER CAPITA:

Gross Debt 642.87

Net Debt 72.86

Debt Service 53.03

Total Tax Levy 1,520.47

Municipal Expenditures 465.58

## PER CENT:

Gross Debt .85

Net Debt .10

Tax Levy Collected 96.78

Tax Levy Cancelled, Abated

or Adjusted .09

EXPENDITURES		REVENUES-REALIZED		1990 PROPERTY TAX	
GENERAL GOVERNMENT		1990 Property Taxes Collected		STATE EQUALIZED TAX RATE	
Governing Body & Public Boards		1990 Payments in Lieu of Taxes	22,950,464.95	Local District School Taxes	.81 10,020,283.00
Municipal Clerk		Delinquent Tax & Lien Collections	528,926.35	Regional & Consolidated School Tax	.43 5,318,053.19
Financial Administration	20,130.00	Business Personalty Replacement Taxes	107,998.32	School Taxes in Municipal Budget	
Assessment of Taxes	88,530.00	Taxes from Public Utilities	873,341.00	County Taxes	.26 3,204,701.92
Collection of Taxes	86,283.00	Other Miscellaneous Tax Revenues		County Library Taxes	
Planning, Housing & Development	147,000.00	State Aid Revenues	60,501.81	Local Municipal Purpose Taxes	.38 4,697,085.00
Human Resources	69,978.00	Federal Aid Revenues	20,000.00	Veteran & Senior Citizen Taxes	
Elections	108,997.48	State and Local Fiscal Assistance Act Utilized		Total Taxes for Rate Computation	1.88 23,294,323.11
General Administration (other)	775,172.76	Sale of Acquired Property		Special District Taxes	
JUDICIARY		Other Miscellaneous Revenues		Bank Corp. Taxes	
Municipal Courts	82,281.00	Total	1,107,740.83	Added and Omitted Taxes	467,069.62
PUBLIC SAFETY		Prior Years Surplus Appropriated	25,648,973.26	Total Taxes Levied - ABSTRACT	23,707,192.73
Fire Protection	86,145.00	REVENUES TOTAL	27,198,973.26	Total Taxes Billed	23,713,708.29
Police Protection	1,385,323.91	Reserve For Uncollected Taxes	804,695.00	1990 TAXES COLLECTED	22,950,464.95
Civil Defense & Disaster Control	825.00	CAPITAL OUTLAY TOTAL	893,947.38	1990 Taxes Cancelled, Abated or Adjusted	20,499.30
Environmental Inspection & Control	202,085.00	Public Enterprises		Transfer to Tax Title Liens or Foreclosed	63,070.30
Other Public Safety	90,096.00	Recreation-Culture		Balance Outstanding Dec. 31, 1990	679,673.74
PUBLIC WORKS		Public Works		PRIOR YEARS TAXES OUTSTANDING	
Streets and Drainage	875,649.17	Buildings and Grounds	893,947.38	Balance January 1, 1990	638,036.44
Sewers and Sewage Processing	156,620.00	Library and Education		Collected in 1990	520,627.21
Garbage and Trash Disposal		Conservation		Cancelled, Abated or Adjusted 1990	
Public Buildings and Grounds	55,100.00	All Other		Transfers to Tax Title Liens or Foreclosed	22,353.34
Other Public Works		CAPITAL DEBT AUTHORIZED, DECEMBER 31, 1990		Balance December 31, 1990	95,055.89
HEALTH and WELFARE		ISSUED AND UNISSUED		TAX TITLE LIENS OUTSTANDING	
Health Services Except Environmental	226,300.00	School	8,887,646	Balance January 1, 1990	99,943.95
Welfare-Public Assistance	1,000.00	Self-Liquidating	1,136,001	Transfer From Taxes	89,444.70
Hospital, Clinics, First Aid		Other	10,023,647	Redeemed in 1990	8,299.14
Animal, Insect, & Rodent Control		Total		Cancelled, Abated or Adjusted (1990)	
Other Welfare Services		ISSUED AND OUTSTANDING		Transfers to Foreclosed Property	
RECREATION and CONSERVATION		School	8,738,170.68	Balance December 31, 1990	181,089.51
Beaches and Boardwalks	4,000.00	Self-Liquidating	1,136,001.00	PROPERTY ACQUIRED BY DEED OR	
Parks, Playgrounds, Shade Trees	345.00	Other	9,874,171.68	FORECLOSURE	
Land Reclamation & Conservation		Total		Balance January 1, 1990	435,300.00
Other Recreational Services	55,730.00	EQUALIZED VALUATION BASIS		Transfers From Taxes or Liens	
EDUCATION (excluding schools)		FOR NET DEBT COMPUTATION	1,179,382.753	Sale for Cash (1990)	
Libraries	297,513.00	REAL PROPERTY VALUATIONS		Cancelled, Abated or Adjusted (1990)	
Other Educational Services	17,331.85	Code Class # of Parcels % VAL'N		Balance December 31, 1990	435,300.00
STATUTORY EXPENDITURES		ASSESSED VALUATION		CURRENT FINANCES DECEMBER 31, 1990	
Pensions & F. I. C. A.	509,397.01	1 Vacant Land 728 3.67	20,736,700.00	ASSETS	
Employee Fringe Benefits	286,000.00	2 Residential 4487 84.83	479,100,800.00	Cash Dec. 31, 1990	3,099,170.68
Other Statutory Expenditures		3 Farm 629 4.39	24,756,600.00	Taxes Receivable	774,729.63
CETA And Other Public Employment Programs		4a Commercial 148 3.33	18,831,100.00	Tax Title Liens	181,089.51
MUNICIPAL FUNCTIONS TOTAL	5,627,833.18	4b Industrial 22 2.26	12,738,100.00	Foreclosed Property	435,300.00
CAPITAL IMPROVEMENTS *MEMO*	675,805.00	4c Apartments 5 1.52	8,588,900.00	Emergencies & Other Deferred Charges	
DEBT SERVICE		Total 6019	564,752,200.00	State and Federal Aid Receivable	343.08
Principal Payments	760,950.00	Land Area 45.12 Sq. Miles		Other Receivables	166,332.15
Interest Payments	65,862.43	Net Valuation Taxable-Municipal	566,991,187	Total	4,656,965.05
DEFERRED CHARGES		Net Valuation Taxable-County	1,257,659,709	LIABILITIES, RESERVES, AND SURPLUS	
SCHOOL, COUNTY, SPECIAL DISTRICT TAXES	18,543,038.11	State Equalized Valuation	1,227,563,786	Cash Liabilities	990,423.63
RESERVE FOR UNCOLLECTED TAXES	804,695.00	State Equalization Ratio	46.09	Reserves for Receivables	1,557,451.29
EXPENDITURES TOTAL	25,802,378.72			Surplus Dec. 31, 1990	2,109,090.13



2122  
Population 1980 4,243  
Population 1990 5,367  
S & P Rating  
Moody Rating

General Tax Rate Per \$100. 4.19  
State Equalized Tax Rate 2.17

WASHINGTON TOWNSHIP - WARREN CO.  
Form of Government  
Township Committee  
Number of Members - 5

PER CAPITA:  
Gross Debt 573.91  
Net Debt 54.98  
Debt Service 14.88  
Total Tax Levy 1,417.39  
Municipal Expenditures 442.00  
PER CENT:  
Gross Debt .93  
Net Debt .09  
Tax Levy Collected 94.05  
Tax Levy Cancelled, Abated or Adjusted

EXPENDITURES		REVENUES-REALIZED		1990 PROPERTY TAX	
<b>GENERAL GOVERNMENT</b>				<b>STATE EQUALIZED TAX RATE</b>	
Governing Body & Public Boards		1990 Property Taxes Collected	7,163,378.93	Local District School Taxes	.65 2,258,959.00
Municipal Clerk		1990 Payments in Lieu of Taxes		Regional & Consolidated School Tax	.62 2,147,133.36
Financial Administration	38,900.00	Delinquent Tax & Lien Collections	383,708.15	School Taxes in Municipal Budget	
Assessment of Taxes	31,455.00	Business Personolty Replocement Taxes	63,024.32	County Taxes	.64 2,216,009.98
Collection of Taxes	36,577.00	Taxes from Public Utilities	332,858.00	County Library Taxes	.03 110,007.85
Planning, Housing & Development	87,091.00	Other Miscellaneous Tax Revenues		Local Municipal Purpose Taxes	.22 761,235.80
Human Resources	37,331.31	State Aid Revenues	27,746.28	Veteran & Senior Citizen Taxes	
Elections		Federal Aid Revenues		Total Taxes far Rate Computation	2.16 7,542,695.99
General Administration (other)	245,767.00	State and Local Fiscal Assistance Act Utilized		Special District Taxes	
<b>JUDICIARY</b>		Sale of Acquired Property		Bank Corp. Taxes	
Municipal Courts	32,358.00	Other Miscellaneous Revenues	439,511.32	Added and Omitted Taxes	113,773.63
<b>PUBLIC SAFETY</b>		Total	8,410,237.45	Total Taxes Levied - ABSTRACT	7,607,119.62
Fire Protection	65,370.00	Prior Years Surplus Appropriated	800,000.00	Total Taxes Billed	7,616,267.62
Police Protection	459,335.69	REVENUES TOTAL	9,210,287.45	1990 TAXES COLLECTED	7,163,378.88
Civil Defense & Disaster Control	5,000.00	Reserve For Uncollected Taxes	533,961.87	1990 Taxes Cancelled, Abated or Adjusted	
Environmental Inspection & Control		CAPITAL OUTLAY TOTAL	125,773.17	Transfer to Tax Title Liens or Foreclosed	
Other Public Safety				Balance Outstanding Dec. 31, 1990	452,888.74
<b>PUBLIC WORKS</b>				<b>PRIOR YEARS TAXES OUTSTANDING</b>	
Streets and Drainage	320,289.00	Public Enterprises		Balance January 1, 1990	391,012.30
Sewers and Sewage Processing	4,000.00	Recreation-Culture		Collected in 1990	334,225.04
Garbage and Trash Disposal	8,700.00	Public Works	117,573.17	Cancelled, Abated or Adjusted 1990	
Public Buildings and Grounds	79,278.00	Buildings and Grounds	6,200.00	Transfers to Tax Title Liens or Foreclosed	
Other Public Works		Library and Education		Balance December 31, 1990	56,787.26
<b>HEALTH and WELFARE</b>		Conservation		<b>TAX TITLE LIENS OUTSTANDING</b>	
Health Services Except Environmental	11,778.00	All Other		Balance January 1, 1990	83,127.57
Welfare-Public Assistance	4,250.00	CAPITAL DEBT AUTHORIZED, DECEMBER 31, 1990		Transfer From Taxes	
Hospital, Clinics, First Aid	2,000.00	ISSUED AND UNISSUED GROSS DEBT NET DEBT		Redeemed in 1990	49,543.11
Animal, Insect, & Rodent Control	11,751.00	School 2,779,000		Cancelled, Abated or Adjusted (1990)	
Other Welfare Services		Self-Liquidating 301,200	295,100	Transfers to Foreclosed Property	
<b>RECREATION and CONSERVATION</b>		Other 3,080,200	295,100	Balance December 31, 1990	33,584.46
Beaches and Boardwalks		ISSUED AND OUTSTANDING		<b>PROPERTY ACQUIRED BY DEED OR FORECLOSURE</b>	
Parks, Playgrounds, Shade Trees		School 2,779,000.00		Balance January 1, 1990	7,375.00
Land Reclamation & Conservation	2,550.00	Self-Liquidating 284,200.00		Transfers From Taxes or Liens	
Other Recreational Services	14,500.00	Other 3,063,200.00		Sale for Cash (1990)	
<b>EDUCATION (excluding schools)</b>		Total		Cancelled, Abated or Adjusted (1990)	
Libraries		EQUALIZED VALUATION BASIS		Balance December 31, 1990	7,375.00
Other Educational Services	500.00	FOR NET DEBT COMPUTATION	329,836,353	<b>CURRENT FINANCES DECEMBER 31, 1990</b>	
<b>STATUTORY EXPENDITURES</b>		REAL PROPERTY VALUATIONS		<b>ASSETS</b>	
Pensions & F. L. C. A.	101,143.51	Code Class # of Parcels % VAL'N		Cash Dec. 31, 1990	2,729,246.31
Employee Fringe Benefits	98,000.00	1 Vacant Land 533 5.35	9,527,060.00	Taxes Receivable	509,676.00
Other Statutory Expenditures	5,000.00	2 Residential 1726 78.80	140,386,970.00	Tax Title Liens	33,584.46
<b>CETA And Other Public Employment Programs</b>		3 Farm 198 3.82	6,808,280.00	Foreclosed Property	7,375.00
<b>MUNICIPAL FUNCTIONS</b>		4a Commercial 82 10.16	18,106,950.00	Emergencies & Other Deferred Charges	188,000.00
<b>CAPITAL IMPROVEMENTS</b>	<b>*MEMO*</b>	4b Industrial 7 .82	1,467,400.00	State and Federal Aid Receivable	
<b>DEBT SERVICE</b>		4c Apartments 3 1.05	1,862,800.00	Other Receivables	23,942.24
Principal Payments	65,400.00	Total 2549	178,159,460.00	Total	3,491,824.01
Interest Payments	14,477.24	Land Area 18.15 Sq. Miles		<b>LIABILITIES, RESERVES, AND SURPLUS</b>	
<b>DEFERRED CHARGES</b>		Net Valuation Taxable-Municipal	179,057,132	Cash Liabilities	1,913,719.56
<b>SCHOOL, COUNTY, SPECIAL DISTRICT TAXES</b>		Net Valuation Taxable-County	374,073,511	Reserves for Receivables	574,577.70
<b>RESERVE FOR UNCOLLECTED TAXES</b>		State Equalized Valuation	344,901,263	Surplus Dec. 31, 1990	1,003,526.75
<b>EXPENDITURES</b>		State Equalization Ratio	51.79	Total	3,491,824.01
<b>TOTAL</b>	<b>9,104,345.01</b>				



1821

Population 1980 5,290  
 Population 1990 5,110  
 S & P Rating  
 Moody Rating AA

General Tax Rate Per \$100. 3.10  
 State Equalized Tax Rate 1.32

**WATCHUNG BOROUGH - SOMERSET CO.**  
 Form of Government  
 Borough Council  
 Number of Members - 6

PER CAPITA:  
 Gross Debt 2,251.94  
 Net Debt 2,210.66  
 Debt Service 92.69  
 Total Tax Levy 2,492.83  
 Municipal Expenditures 832.23

PER CENT:  
 Gross Debt 1.28  
 Net Debt 1.25  
 Tax Levy Collected 97.46  
 Tax Levy Cancelled, Abated or Adjusted .05

EXPENDITURES		REVENUES-REALIZED		1990 PROPERTY TAX	
<b>GENERAL GOVERNMENT</b>				<b>STATE EQUALIZED TAX RATE</b>	
Governing Body & Public Boards		1990 Property Taxes Collected	12,426,125.03	Local District School Taxes	.37 3,529,796.05
Municipal Clerk		1990 Payments in Lieu of Taxes		Regional & Consolidated School Tax	.27 2,609,268.67
Financial Administration	54,352.00	Delinquent Tax & Lien Collections	268,542.62	School Taxes in Municipal Budget	
Assessment of Taxes	33,035.69	Business Personalty Replacement Taxes	229,597.08	County Taxes	.43 * 4,104,732.96
Collection of Taxes	33,832.69	Taxes from Public Utilities	575,356.00	County Library Taxes	.02 238,274.07
Planning, Housing & Development	5,230.00	Other Miscellaneous Tax Revenues		Local Municipal Purpose Taxes	.23 2,192,021.21
Human Resources	38,725.08	State Aid Revenues	34,667.34	Veteran & Senior Citizen Taxes	25,150.00
Elections	1,350.00	Federal Aid Revenues		Total Taxes for Rate Computation	1.32 12,699,242.96
General Administration (other)	588,411.81	State and Local Fiscal Assistance Act Utilized		Special District Taxes	
<b>JUDICIARY</b>		Sale of Acquired Property		Bank Corp. Taxes	
Municipal Courts	80,944.47	Other Miscellaneous Revenues	815,843.39	Added and Omitted Taxes	64,291.74
<b>PUBLIC SAFETY</b>		Total	14,350,131.51	Total Taxes Levied - ABSTRACT	12,738,384.70
Fire Protection	229,274.64	Prior Years Surplus Appropriated	400,000.00	Total Taxes Billed	12,750,218.45
Police Protection	1,215,144.81	REVENUES TOTAL	14,750,131.51	1990 TAXES COLLECTED	12,426,125.08
Civil Defense & Disaster Control	1,000.00	Reserve For Uncollected Taxes	305,547.94	1990 Taxes Cancelled, Abated or Adjusted	6,631.39
Environmental Inspection & Control	52,991.00	<b>CAPITAL OUTLAY TOTAL</b>	1,329,797.09	Transfer to Tax Title Liens or Foreclosed	
Other Public Safety				Balance Outstanding Dec. 31, 1990	317,461.98
<b>PUBLIC WORKS</b>				<b>PRIOR YEARS TAXES OUTSTANDING</b>	
Streets and Drainage	224,475.13	Public Enterprises		Balance January 1, 1990	265,441.73
Sewers and Sewage Processing	242,250.00	Recreation-Culture		Collected in 1990	265,441.72
Garbage and Trash Disposal	48,001.13	Public Works	578,008.97	Cancelled, Abated or Adjusted 1990	.01
Public Buildings and Grounds	45,290.81	Buildings and Grounds	751,788.12	Transfers to Tax Title Liens or Foreclosed	
Other Public Works	29,000.00	Library and Education		Balance December 31, 1990	
<b>HEALTH and WELFARE</b>		Conservation		<b>TAX TITLE LIENS OUTSTANDING</b>	
Health Services Except Environmental	35,650.00	All Other		Balance January 1, 1990	3,100.90
Welfare-Public Assistance	2,990.00	<b>CAPITAL DEBT AUTHORIZED, DECEMBER 31, 1990</b>		Transfer From Taxes	
Hospital, Clinics, First Aid	5,250.00	<b>ISSUED AND UNISSUED GROSS DEBT NET DEBT</b>		Redeemed in 1990	3,100.90
Animal, Insect, & Rodent Control	19,671.09	School 210,965		Cancelled, Abated or Adjusted (1990)	
Other Welfare Services		Self-Liquidating 11,296,448	11,296,448	Transfers to Foreclosed Property	
<b>RECREATION and CONSERVATION</b>		Other 11,507,413	11,296,448	Balance December 31, 1990	
Beaches and Boardwalks		<b>ISSUED AND OUTSTANDING</b>		<b>PROPERTY ACQUIRED BY DEED OR FORECLOSURE</b>	
Parks, Playgrounds, Shade Trees		School 210,965.16		Balance January 1, 1990	
Land Reclamation & Conservation		Self-Liquidating 4,489,106.52		Transfers From Taxes or Liens	
Other Recreational Services	24,220.07	Other 4,700,071.68		Sale for Cash (1990)	
<b>EDUCATION (excluding schools)</b>		Total		Cancelled, Abated or Adjusted (1990)	
Libraries	3,910.68	<b>EQUALIZED VALUATION BASIS FOR NET DEBT COMPUTATION</b>	901,082,806	Balance December 31, 1990	
Other Educational Services	590.52	<b>REAL PROPERTY VALUATIONS</b>		<b>CURRENT FINANCES DECEMBER 31, 1990</b>	
<b>STATUTORY EXPENDITURES</b>		<b>Code Class # of Parcels % VAL'N ASSESSED VALUATION</b>		<b>ASSETS</b>	
Pensions & F. I. C. A.	249,597.38	1 Vacant Land 158 2.57 10,479,200.00		Cash Dec. 31, 1990	1,080,334.61
Employee Fringe Benefits	195,200.00	2 Residential 1794 75.21 306,810,900.00		Taxes Receivable	317,461.98
Other Statutory Expenditures	500.00	3 Farm 2 .06 268,200.00		Tax Title Liens	
CETA And Other Public Employment Programs		4a Commercial 121 15.86 64,687,900.00		Foreclosed Property	
<b>MUNICIPAL FUNCTIONS</b>		4b Industrial 30 6.30 25,698,000.00		Emergencies & Other Deferred Charges	57,455.53
<b>CAPITAL IMPROVEMENTS</b>		4c Apartments		State and Federal Aid Receivable	525.00
<b>DEBT SERVICE</b>		Total 2105 407,944,200.00		Other Receivables	146,389.28
Principal Payments	266,145.68			Total	1,602,166.40
Interest Payments	207,520.20			<b>LIABILITIES, RESERVES, AND SURPLUS</b>	
<b>DEFERRED CHARGES</b>				Cash Liabilities	460,614.24
SCHOOL, COUNTY, SPECIAL DISTRICT TAXES	10,482,071.75			Reserves for Receivables	463,851.26
RESERVE FOR UNCOLLECTED TAXES	305,547.94			Surplus Dec. 31, 1990	677,700.90
<b>EXPENDITURES TOTAL</b>	14,734,770.23			Total	1,602,166.40

0435

Population 1980 8,126  
 Population 1990 10,940  
 S & P Rating  
 Moody Rating BAA1

General Tax Rate Per \$100. 6.19  
 State Equalized Tax Rate 2.96

## WATERFORD TOWNSHIP - CAMDEN CO.

Form of Government  
 Township Committee  
 Number of Members - 5

## PER CAPITA:

Gross Debt 635.70  
 Net Debt 157.97  
 Debt Service 34.82  
 Total Tax Levy 942.30  
 Municipal Expenditures 398.34

## PER CENT:

Gross Debt 2.28  
 Net Debt .57  
 Tax Levy Collected 95.90  
 Tax Levy Cancelled, Abated or Adjusted .05

EXPENDITURES		REVENUES-REALIZED		1990 PROPERTY TAX	
<b>GENERAL GOVERNMENT</b>				STATE EQUALIZED TAX RATE	
Governing Body & Public Boards		1990 Property Taxes Collected	9,889,935.21	Local District School Taxes .89	3,065,596.17
Municipal Clerk		1990 Payments in Lieu of Taxes		Regional & Consolidated School Tax .58	2,002,897.76
Financial Administration	76,900.00	Delinquent Tax & Lien Collections	346,067.29	School Taxes in Municipal Budget	
Assessment of Taxes	40,100.00	Business Personalty Replacement Taxes	28,736.24	County Taxes .90	3,113,455.76
Collection of Taxes	71,000.00	Taxes from Public Utilities	766,458.00	County Library Taxes	
Planning, Housing & Development	35,550.00	Other Miscellaneous Tax Revenues		Local Municipal Purpose Taxes .59	2,018,785.57
Human Resources	51,163.93	State Aid Revenues	146,539.29	Veteran & Senior Citizen Taxes	95,550.00
Elections	6,350.00	Federal Aid Revenues		Total Taxes for Rate Computation 2.96	10,296,285.26
General Administration (other)	426,650.00	State and Local Fiscal Assistance Act Utilized		Special District Taxes	
<b>JUDICIARY</b>		Sale of Acquired Property		Bank Corp. Taxes	
Municipal Courts	70,634.75	Other Miscellaneous Revenues	630,246.13	Added and Omitted Taxes	108,033.11
<b>PUBLIC SAFETY</b>		Total	11,807,982.16	Total Taxes Levied - ABSTRACT	10,308,768.37
Fire Protection	92,513.00	Prior Years Surplus Appropriated	750,000.00	Total Taxes Billed	10,312,734.02
Police Protection	763,976.21	REVENUES TOTAL	12,557,982.16	1990 TAXES COLLECTED	9,889,935.21
Civil Defense & Disaster Control	6,600.00	Reserve For Uncollected Taxes	496,590.34	1990 Taxes Cancelled, Abated or Adjusted	5,309.87
Environmental Inspection & Control	8,200.00			Transfer to Tax Title Liens or Foreclosed	2,864.11
Other Public Safety		<b>CAPITAL OUTLAY</b>	<b>TOTAL</b>	Balance Outstanding Dec. 31, 1990	414,624.83
<b>PUBLIC WORKS</b>				<b>PRIOR YEARS TAXES OUTSTANDING</b>	
Streets and Drainage	212,800.00	Public Enterprises		Balance January 1, 1990	352,825.08
Sewers and Sewage Processing		Recreation-Culture	3,705.00	Collected in 1990	346,067.29
Garbage and Trash Disposal	545,500.00	Public Works	9,474.06	Cancelled, Abated or Adjusted 1990	1,969.22
Public Buildings and Grounds	252,850.00	Buildings and Grounds	66,743.71	Transfers to Tax Title Liens or Foreclosed	
Other Public Works	40,000.00	Library and Education		Balance December 31, 1990	4,788.57
<b>HEALTH and WELFARE</b>		Conservation	36,536.00	<b>TAX TITLE LIENS OUTSTANDING</b>	
Health Services Except Environmental	1,500.00	All Other		Balance January 1, 1990	17,766.08
Welfare-Public Assistance	8,000.00			Transfer From Taxes	2,864.11
Hospital, Clinics, First Aid		<b>CAPITAL DEBT AUTHORIZED, DECEMBER 31, 1990</b>		Redeemed in 1990	
Animal, Insect, & Rodent Control	4,000.00	<b>ISSUED AND UNISSUED</b>	<b>GROSS DEBT</b>	Cancelled, Abated or Adjusted (1990)	
Other Welfare Services		School	5,223,450	Transfers to Foreclosed Property	
<b>RECREATION and CONSERVATION</b>		Self-Liquidating		Balance December 31, 1990	20,630.19
Beaches and Boardwalks		Other	1,731,139	<b>PROPERTY ACQUIRED BY DEED OR FORECLOSURE</b>	
Parks, Playgrounds, Shade Trees	33,200.00	Total	6,954,589	Balance January 1, 1990	45,186.00
Land Reclamation & Conservation	1,000.00	<b>ISSUED AND OUTSTANDING</b>		Transfers From Taxes or Liens	
Other Recreational Services	5,600.00	School		Sale for Cash (1990)	
<b>EDUCATION (excluding schools)</b>		Self-Liquidating		Cancelled, Abated or Adjusted (1990)	
Libraries	109,000.00	Other		Balance December 31, 1990	45,186.00
Other Educational Services		Total		<b>CURRENT FINANCES DECEMBER 31, 1990</b>	
<b>STATUTORY EXPENDITURES</b>		<b>EQUALIZED VALUATION BASIS</b>		<b>ASSETS</b>	
Pensions & F. I. C. A.	251,200.00	<b>FOR NET DEBT COMPUTATION</b>	<b>305,692,324</b>	Cash Dec. 31, 1990	3,352,016.94
Employee Fringe Benefits	340,000.00	<b>REAL PROPERTY VALUATIONS</b>		Taxes Receivable	419,413.40
Other Statutory Expenditures	11,000.00	Code Class # of Parcels % VAL'N	ASSESSED VALUATION	Tax Title Liens	20,630.19
<b>CETA And Other Public Employment Programs</b>		1 Vacant Land 661 3.92	6,417,200.00	Foreclosed Property	45,186.00
<b>MUNICIPAL FUNCTIONS</b>		2 Residential 3095 84.59	138,432,100.00	Emergencies & Other Deferred Charges	60,000.00
<b>CAPITAL IMPROVEMENTS</b>	<b>* MEMO *</b>	3 Farm 237 2.29	3,748,360.00	State and Federal Aid Receivable	2,976.19
<b>DEBT SERVICE</b>		4a Commercial 127 8.27	13,526,050.00	Other Receivables	119,829.73
Principal Payments	273,534.08	4b Industrial 6 .36	594,500.00	Total	4,020,052.45
Interest Payments	107,382.60	4c Apartments 3 .57	932,300.00	<b>LIABILITIES, RESERVES, AND SURPLUS</b>	
		Total 4129	163,650,510.00	Cash Liabilities	2,457,763.24
<b>DEFERRED CHARGES</b>		Land Area 36.11 Sq. Miles		Reserves for Receivables	605,059.32
SCHOOL, COUNTY, SPECIAL DISTRICT TAXES	8,181,949.69	Net Valuation Taxable-Municipal	164,964,450	Surplus Dec. 31, 1990	957,229.89
RESERVE FOR UNCOLLECTED TAXES	496,590.34	Net Valuation Taxable-County	325,839,860	Total	4,020,052.45
<b>EXPENDITURES</b>	<b>TOTAL</b>	State Equalized Valuation	343,178,385		
		State Equalization Ratio	47.87		



Population 1980 46,474  
 Population 1990 47,025  
 S & P Rating AA  
 Moody Rating AA

General Tax Rate Per \$100. 6.45  
 State Equalized Tax Rate 1.67

WAYNE TOWNSHIP - PASSAIC COUNTY  
 Form of Government  
 Mayor-Council Plan F (OMCL 50)  
 Number of Members - 9

PER CAPITA:  
 Gross Debt 1,498.31  
 Net Debt 696.51  
 Debt Service 44.95  
 Total Tax Levy 1,899.45  
 Municipal Expenditures 775.57

PER CENT:  
 Gross Debt 1.50  
 Net Debt .70  
 Tax Levy Collected 96.79  
 Tax Levy Cancelled, Abated or Adjusted .68

EXPENDITURES		REVENUES-REALIZED		1990 PROPERTY TAX	
GENERAL GOVERNMENT				STATE EQUALIZED TAX RATE — .80	
Governing Body & Public Boards	68,388.00	1990 Property Taxes Collected 86,524,084.00		Local District School Taxes	42,667,552.25
Municipal Clerk	290,402.00	1990 Payments in Lieu of Taxes		Regional & Consolidated School Tax	
Financial Administration	533,835.00	Delinquent Tax & Lien Collections 936,472.00		School Taxes in Municipal Budget	
Assessment of Taxes	1,196,999.00	Business Personalty Replacement Taxes 862,875.00		County Taxes	21,431,773.99
Collection of Taxes		Taxes from Public Utilities 3,154,309.00		County Library Taxes	
Planning, Housing & Development	298,861.00	Other Miscellaneous Tax Revenues		Local Municipal Purpose Taxes	24,740,059.20
Human Resources	329,304.00	State Aid Revenues 562,705.00		Veteran & Senior Citizen Taxes	320,100.00
Elections		Federal Aid Revenues		Total Taxes for Rate Computation	89,159,485.44
General Administration (other)	4,150,703.00	State and Local Fiscal Assistance Act Utilized		Special District Taxes	
JUDICIARY		Sale of Acquired Property		Bank Corp. Taxes	
Municipal Courts	274,940.00	Other Miscellaneous Revenues 3,883,645.00		Added and Omitted Taxes	482,125.00
PUBLIC SAFETY		Total 95,924,090.00		Total Taxes Levied - ABSTRACT	89,321,510.44
Fire Protection	458,323.00	Prior Years Surplus Appropriated 3,000,000.00		Total Taxes Billed	89,391,424.00
Police Protection	6,003,556.00	REVENUES TOTAL 98,924,090.00		1990 TAXES COLLECTED	86,524,084.00
Civil Defense & Disaster Control	67,506.00	Reserve For Uncollected Taxes 2,710,537.00		1990 Taxes Cancelled, Abated or Adjusted	611,350.00
Environmental Inspection & Control	120,398.00	CAPITAL OUTLAY TOTAL 5,106,819.00		Transfer to Tax Title Liens or Foreclosed	17,764.00
Other Public Safety		Public Enterprises 3,375,853.00		Balance Outstanding Dec. 31, 1990	2,238,226.00
PUBLIC WORKS		Recreation—Culture 19,134.00		PRIOR YEARS TAXES OUTSTANDING	
Streets and Drainage	2,212,562.00	Public Works 662,101.00		Balance January 1, 1990	1,006,983.00
Sewers and Sewage Processing	3,844,839.00	Buildings and Grounds 964,959.00		Collected in 1990	928,866.00
Garbage and Trash Disposal	422,844.00	Library and Education 84,772.00		Cancelled, Abated or Adjusted 1990	
Public Buildings and Grounds	146,000.00	Conservation		Transfers to Tax Title Liens or Foreclosed	11,353.00
Other Public Works		All Other		Balance December 31, 1990	66,764.00
HEALTH and WELFARE		CAPITAL DEBT AUTHORIZED, DECEMBER 31, 1990		TAX TITLE LIENS OUTSTANDING	
Health Services Except Environmental	679,782.00	ISSUED AND UNISSUED GROSS DEBT NET DEBT		Balance January 1, 1990	16,812.00
Welfare-Public Assistance	8,000.00	School 6,819,880		Transfer From Taxes	27,008.00
Hospital, Clinics, First Aid		Self-Liquidating 37,570,747		Redeemed in 1990	7,606.00
Animal, Insect, & Radent Control	65,600.00	Other 26,067,500		Cancelled, Abated or Adjusted (1990)	
Other Welfare Services	23,814.00	Total 70,458,127		Transfers to Foreclosed Property	7,281.00
RECREATION and CONSERVATION		ISSUED AND OUTSTANDING		Balance December 31, 1990	28,933.00
Beaches and Boardwalks		School 3,961,000.00		PROPERTY ACQUIRED BY DEED OR FORECLOSURE	
Parks, Playgrounds, Shade Trees	843,295.00	Self-Liquidating 31,802,279.00		Balance January 1, 1990	619,640.00
Land Reclamation & Conservation	730,538.00	Other 23,162,000.00		Transfers From Taxes or Liens	11,216.00
Other Recreational Services	324,419.00	Total 58,925,279.00		Sale for Cash (1990)	
EDUCATION (excluding schools)		EQUALIZED VALUATION BASIS FOR NET DEBT COMPUTATION 4,704,797.080		Cancelled, Abated or Adjusted (1990)	
Libraries	1,557,800.00	REAL PROPERTY VALUATIONS		Balance December 31, 1990	630,856.00
Other Educational Services	24,924.00	Code Class # of Parcels % VALN ASSESSED VALUATION		CURRENT FINANCES DECEMBER 31, 1990	
STATUTORY EXPENDITURES		1 Vacant Land 1182 3.86 52,969,800.00		ASSETS	
Pensions & F. I. C. A.	4,603,617.00	2 Residential 14531 63.37 869,451,000.00		Cash Dec. 31, 1990	8,544,505.00
Employee Fringe Benefits	1,922,000.00	3 Farm 30 .07 1,053,800.00		Taxes Receivable	2,304,990.00
Other Statutory Expenditures		4a Commercial 461 25.05 343,783,400.00		Tax Title Liens	28,933.00
CETA And Other Public Employment Programs		4b Industrial 85 6.28 86,150,300.00		Foreclosed Property	630,856.00
MUNICIPAL FUNCTIONS TOTAL 31,208,249.00		4c Apartments 8 1.36 18,717,800.00		Emergencies & Other Deferred Charges	1,365,000.00
CAPITAL IMPROVEMENTS MEMO* 90,000.00		Total 16297 1,372,126,100.00		State and Federal Aid Receivable	80,200.00
DEBT SERVICE		Land Area 24.89 Sq. Miles		Other Receivables	
Principal Payments	873,000.00	Net Valuation Taxable-Municipal 1,379,072,040		Total	12,954,484.00
Interest Payments	1,240,990.00	Net Valuation Taxable-County 4,818,463,014		LIABILITIES, RESERVES, AND SURPLUS	
DEFERRED CHARGES		State Equalized Valuation 5,306,776,376		Cash Liabilities	7,299,871.00
SCHOOL, COUNTY, SPECIAL DISTRICT TAXES	438,209.00	State Equalization Ratio 25.89		Reserves for Receivables	2,964,779.00
RESERVE FOR UNCOLLECTED TAXES	64,099,326.24			Surplus Dec. 31, 1990	2,689,834.00
EXPENDITURES TOTAL 100,570,311.24				Total	12,954,484.00

0911  
Population 1980 13,168  
Population 1990 12,385  
S & P Rating  
Moody Rating BAA

General Tax Rate Per \$100.  
10.82  
State Equalized Tax Rate  
1.62

WEEHAWKEN TOWNSHIP - HUDSON CO.  
Form of Government  
Council-Manager Plan C (OMCL 50)  
Number of Members - 7

PER CAPITA:  
Gross Debt 471.71  
Net Debt 384.50  
Debt Service 65.05  
Total Tax Levy 1,470.51  
Municipal Expenditures 918.00  
PER CENT:  
Gross Debt .71  
Net Debt .59  
Tax Levy Collected 96.86  
Tax Levy Cancelled, Abated or Adjusted .53

EXPENDITURES		REVENUES-REALIZED		1990 PROPERTY TAX	
<b>GENERAL GOVERNMENT</b>				<b>STATE EQUALIZED TAX RATE</b>	
Governing Body & Public Boards	67,649.00	1990 Property Taxes Collected	17,642,386.88	Local District School Taxes	60 6,445,544.50
Municipal Clerk	64,791.88	1990 Payments in Lieu of Taxes	195,804.17	Regional & Consolidated School Tax	
Financial Administration	168,830.09	Delinquent Tax & Lien Collections	274,302.07	School Taxes in Municipal Budget	
Assessment of Taxes	35,377.43	Business Personalty Replacement Taxes	504,136.09	County Taxes	.49 5,271,644.05
Collection of Taxes	86,033.04	Taxes from Public Utilities	400,505.04	Caunty Library Taxes	
Planning, Hausing & Development	61,900.00	Other Miscellaneous Tax Revenues		Local Municipal Purpose Taxes	.53 5,717,917.66
Human Resources	124,306.03	State Aid Revenues	1,932,724.31	Veteran & Senior Citizen Taxes	38,900.00
Elections	32,631.83	Federal Aid Revenues		Total Taxes far Rate Computation	1.62 17,474,006.21
General Administration (other)	1,433,976.99	State and Local Fiscal Assistance Act Utilized		Special District Taxes	640,800.00
<b>JUDICIARY</b>		Sale of Acquired Property		Bank Corp. Taxes	
Municipal Courts	197,955.51	Other Miscellaneous Revenues	2,218,930.27	Added and Omitted Taxes	136,330.63
<b>PUBLIC SAFETY</b>		Total	23,169,788.83	Total Taxes Levied - ABSTRACT	18,212,236.84
Fire Protection	2,658,213.05	Prior Years Surplus Appropriated	128,653.01	Total Taxes Billed	18,214,175.31
Police Protection	2,312,137.40	<b>REVENUES TOTAL</b>	23,298,441.84	1990 TAXES COLLECTED	17,642,386.88
Civil Defense & Disaster Control		Reserve For Uncollected Taxes	336,753.19	1990 Taxes Cancelled, Abated or Adjusted	97,241.18
Environmental Inspection & Control	81,176.77	<b>CAPITAL OUTLAY TOTAL</b>	1,209,692.40	Transfer to Tax Title Liens or Foreclosed	
Other Public Safety				Balance Outstanding Dec. 31, 1990	474,547.25
<b>PUBLIC WORKS</b>				<b>PRIOR YEARS TAXES OUTSTANDING</b>	
Streets and Drainage	499,828.11	Public Enterprises		Balance January 1, 1990	278,468.83
Sewers and Sewage Processing	5,399.94	Recreation-Culture		Collected in 1990	270,721.69
Garbage and Trash Disposal		Public Works	10,541.14	Cancelled, Abated or Adjusted 1990	7,747.14
Public Buildings and Grounds	85,286.00	Buildings and Grounds	1,199,151.26	Transfers to Tax Title Liens or Foreclosed	
Other Public Works	47,000.00	Library and Education		Balance December 31, 1990	
<b>HEALTH and WELFARE</b>		Conservation		<b>TAX TITLE LIENS OUTSTANDING</b>	
Health Services Except Environmental	60,210.86	All Other		Balance January 1, 1990	3,580.38
Welfare-Public Assistance	15,000.00	<b>CAPITAL DEBT AUTHORIZED, DECEMBER 31, 1990</b>		Transfer From Taxes	
Hospital, Clinics, First Aid		<b>ISSUED AND UNISSUED</b>		Redeemed in 1990	3,580.38
Animal, Insect, & Rodent Control		School	265,000	Cancelled, Abated or Adjusted (1990)	
Other Welfare Services	22,348.40	Self-Liquidating		Transfers to Foreclosed Property	
<b>RECREATION and CONSERVATION</b>		Other	5,577,100	Balance December 31, 1990	
Beaches and Boardwalks		Total	5,842,100	<b>PROPERTY ACQUIRED BY DEED OR FORECLOSURE</b>	
Parks, Playgrounds, Shade Trees	61,501.49	<b>ISSUED AND OUTSTANDING</b>		Balance January 1, 1990	
Land Reclamation & Conservation	3,265.00	School		Transfers From Taxes or Liens	
Other Recreational Services	100,978.51	Self-Liquidating		Sale far Cash (1990)	
<b>EDUCATION (excluding schools)</b>		Other		Cancelled, Abated or Adjusted (1990)	
Libraries	180,000.00	Total		Balance December 31, 1990	
Other Educational Services		<b>EQUALIZED VALUATION BASIS</b>		<b>CURRENT FINANCES DECEMBER 31, 1990</b>	
<b>STATUTORY EXPENDITURES</b>		<b>FOR NET DEBT COMPUTATION</b>	823,144,341	<b>ASSETS</b>	
Pensions & F. L. C. A.	910,868.05	<b>REAL PROPERTY VALUATIONS</b>		Cash Dec. 31, 1990	1,409,089.47
Employee Fringe Benefits	846,697.84	Code Class # of Parcels % VAL'N		Taxes Receivable	474,547.25
Other Statutory Expenditures		1 Vacant Land 371 12.00	19,283,878.00	Tax Title Liens	
<b>CETA And Other Public Employment Programs</b>		2 Residential 1958 40.33	64,826,701.00	Foreclosed Property	
<b>MUNICIPAL FUNCTIONS</b>		3 Farm		Emergencies & Other Deferred Charges	814,152.91
<b>CAPITAL IMPROVEMENTS</b>	10,163,363.22	4a Commercial 67 28.25	45,407,443.00	State and Federal Aid Receivable	281,972.31
<b>DEBT SERVICE</b>		4b Industrial 36 11.45	18,400,894.00	Other Receivables	335,339.25
Principal Payments	486,112.00	4c Apartments 125 7.97	12,807,700.00	Total	3,315,101.19
Interest Payments	319,582.98	Total 2557	160,726,616.00	<b>LIABILITIES, RESERVES, AND SURPLUS</b>	
<b>DEFERRED CHARGES</b>	63,608.95	Land Area 78 Sq. Miles		Cash Liabilities	2,505,214.69
<b>SCHOOL, COUNTY, SPECIAL DISTRICT TAXES</b>	12,357,988.55	Net Valuation Taxable-Municipal	161,040,485	Reserves for Receivables	809,886.50
<b>RESERVE FOR UNCOLLECTED TAXES</b>	336,753.19	Net Valuation Taxable-Caunty	869,019,636	Surplus Dec. 31, 1990	
<b>EXPENDITURES TOTAL</b>	23,727,408.89	State Equalized Valuation	1,071,110,778	Total	3,315,101.19
		State Equalization Ratio	15.01		



0819

Population 1980 2,303

Population 1990 2,331

S &amp; P Rating

Maady Rating

General Tax Rate Per \$100.

4.13

State Equalized Tax Rate

2.25

## WENONAH BOROUGH - GLOUCESTER CO.

Form of Government

Borough Council

Number of Members - 6

PER CAPITA:

Gross Debt 227.73

Net Debt 34.33

Debt Service 14.86

Total Tax Levy 1,041.89

Municipal Expenditures 393.45

PER CENT:

Gross Debt .54

Net Debt .08

Tax Levy Collected 99.07

Tax Levy Cancelled, Abated

or Adjusted

EXPENDITURES		REVENUES-REALIZED		1990 PROPERTY TAX	
<b>GENERAL GOVERNMENT</b>				<b>STATE EQUALIZED TAX RATE</b>	
Governing Body & Public Boards		1990 Property Taxes Collected	2,410,016.50	Local District School Taxes	522,940.00
Municipal Clerk	12,675.00	1990 Payments in Lieu of Taxes		Regional & Consolidated School Tax	671,575.30
Financial Administration	5,360.36	Delinquent Tax & Lien Collections	26,660.54	School Taxes in Municipal Budget	
Assessment of Taxes	44,530.00	Business Personalty Replacement Taxes	3,976.46	Caunty Taxes	708,232.51
Collection of Taxes	33,260.86	Taxes from Public Utilities	106,722.00	Caunty Library Taxes	
Planning, Hausing & Development	2,985.00	Other Miscellaneous Tax Revenues		Local Municipal Purpase Taxes	510,800.00
Human Resources	11,424.00	State Aid Revenues	17,759.84	Veteran & Senior Citizen Taxes	14,350.00
Elections	1,100.00	Federal Aid Revenues		Total Taxes far Rate Computation	2,427,897.81
General Administration (other)	106,896.20	State and Local Fiscal Assistance Act Utilized		Special District Taxes	
<b>JUDICIARY</b>		Sale of Acquired Property		Bank Corp. Taxes	
Municipal Courts	21,561.73	Other Miscellaneous Revenues	149,007.39	Added and Omitted Taxes	15,093.78
<b>PUBLIC SAFETY</b>		Total	2,714,142.73	Total Taxes Levied - ABSTRACT	2,428,641.59
Fire Protection	30,256.92	Priar Years Surplus Appropriated	136,228.31	Total Taxes Billed	2,432,708.38
Police Protection	224,950.76	REVENUES TOTAL	2,850,371.04	1990 TAXES COLLECTED	2,410,016.50
Civil Defense & Disaster Central		Reserve For Uncollected Taxes	29,843.07	1990 Taxes Cancelled, Abated or Adjusted	
Environmental Inspection & Control	11,210.00			Transfer to Tax Title Liens or Foreclosed	
Other Public Safety				Balance Outstanding Dec. 31, 1990	22,691.88
<b>PUBLIC WORKS</b>		<b>CAPITAL OUTLAY TOTAL</b>		<b>PRIOR YEARS TAXES OUTSTANDING</b>	
Streets and Drainage	151,565.66	Public Enterprises		Balance January 1, 1990	26,660.54
Sewers and Sewage Processing		Recreation—Culture		Collected in 1990	26,660.54
Garbage and Trash Disposal	63,250.00	Public Works		Cancelled, Abated or Adjusted 1990	
Public Buildings and Grounds	24,885.00	Buildings and Grounds		Transfers to Tax Title Liens or Foreclosed	
Other Public Works		Library and Education		Balance December 31, 1990	
<b>HEALTH and WELFARE</b>		Conservation		<b>TAX TITLE LIENS OUTSTANDING</b>	
Health Services Except Environmental	712.24	All Other		Balance January 1, 1990	
Welfare-Public Assistance	7,000.00			Transfer From Taxes	
Hospital, Clinics, First Aid				Redeemed in 1990	
Animal, Insect, & Rodent Central	500.00			Cancelled, Abated or Adjusted (1990)	
Other Welfare Services				Transfers to Foreclosed Property	
<b>RECREATION and CONSERVATION</b>				Balance December 31, 1990	
Beaches and Boardwalks	4,400.00			<b>PROPERTY ACQUIRED BY DEED OR</b>	
Parks, Playgrounds, Shode Trees	5,437.00			<b>FORECLOSURE</b>	
Land Reclamotion & Conservation				Balance January 1, 1990	45,100.00
Other Recreational Services	400.00			Transfers From Taxes or Liens	
<b>EDUCATION (excluding schools)</b>				Sale for Cash (1990)	
Libraries	22,720.38			Cancelled, Abated or Adjusted (1990)	
Other Educational Services				Balance December 31, 1990	45,100.00
<b>STATUTORY EXPENDITURES</b>				<b>CURRENT FINANCES DECEMBER 31, 1990</b>	
Pensions & F. I. C. A.	39,536.04			<b>ASSETS</b>	
Employee Fringe Benefits	17,923.00			Cosh Dec. 31, 1990	515,690.10
Other Statutory Expenditures				Taxes Receivable	22,691.88
CETA And Other Public Employment Programs				Tax Title Liens	45,100.00
<b>MUNICIPAL FUNCTIONS</b>				Foreclosed Property	38,500.00
<b>CAPITAL IMPROVEMENTS</b>				Emergencies & Other Deferred Charges	
<b>DEBT SERVICE</b>				State and Federal Aid Receivable	
Principal Payments	26,676.25			Other Receivables	
Interest Payments	7,966.51			Total	621,981.98
<b>DEFERRED CHARGES</b>				<b>LIABILITIES, RESERVES, AND SURPLUS</b>	
SCHOOL, COUNTY, SPECIAL DISTRICT TAXES	8,000.00			Cash Liabilities	423,461.42
RESERVE FOR UNCOLLECTED TAXES	1,902,747.81			Reserves for Receivables	67,791.88
EXPENDITURES TOTAL	2,819,873.79			Surplus Dec. 31, 1990	130,728.68
				Total	621,981.98

Population 1980 2,299  
Population 1990 2,251  
S & P Rating  
Moody Rating

General Tax Rate Per \$100. 1.40  
State Equalized Tax Rate 1.49

## WEST AMWELL TWP. - HUNTERDON CO.

Form of Government  
Township Committee  
Number of Members - 3

PER CAPITA:  
Gross Debt 323.87  
Net Debt  
Debt Service  
Total Tax Levy 1,363.73  
Municipal Expenditures 989.82  
PER CENT:  
Gross Debt 3.8  
Net Debt  
Tax Levy Collected 91.16  
Tax Levy Cancelled, Abated or Adjusted 7.8

EXPENDITURES		REVENUES-REALIZED		1990 PROPERTY TAX	
<b>GENERAL GOVERNMENT</b>				<b>STATE EQUALIZED TAX RATE</b>	
Governing Body & Public Boards		1990 Property Taxes Collected	2,799,249.12	Local District School Taxes	1,125,908.00
Municipal Clerk		1990 Payments in Lieu of Taxes		Regional & Consolidated School Tax	1,176,913.51
Financial Administration	66,000.00	Delinquent Tax & Lien Collections	207,355.31	School Taxes in Municipal Budget	
Assessment of Taxes	30,550.00	Business Personality Replacement Taxes	30,141.96	County Taxes	592,878.35
Collection of Taxes	31,030.00	Taxes from Public Utilities	108,487.00	County Library Taxes	38,292.10
Planning, Housing & Development	12,900.00	Other Miscellaneous Tax Revenues		Local Municipal Purpose Taxes	58,666.59
Human Resources	26,557.48	State Aid Revenues	7,323.48	Veteran & Senior Citizen Taxes	23,700.00
Elections		Federal Aid Revenues		Total Taxes for Rate Computation	3,016,358.55
General Administration (other)	279,000.00	State and Local Fiscal Assistance Act Utilized		Special District Taxes	
<b>JUDICIARY</b>		Sale of Acquired Property		Bank Corp. Taxes	
Municipal Courts	31,000.00	Other Miscellaneous Revenues	395,955.48	Added and Omitted Taxes	77,089.70
<b>PUBLIC SAFETY</b>		Total	3,548,512.35	Total Taxes Levied - ABSTRACT	3,069,748.25
Fire Protection	183,266.30	Prior Years Surplus Appropriated	800,000.00	Total Taxes Billed	3,070,679.75
Police Protection	220,144.00	REVENUES TOTAL	4,348,512.35	1990 TAXES COLLECTED	2,799,249.12
Civil Defense & Disaster Control	700.00	Reserve For Uncollected Taxes	327,956.24	1990 Taxes Cancelled, Abated or Adjusted	23,890.63
Environmental Inspection & Control	24,900.00	CAPITAL OUTLAY TOTAL	117,167.43	Transfer to Tax Title Liens or Foreclosed	46,376.97
Other Public Safety				Balance Outstanding Dec. 31, 1990	201,163.03
<b>PUBLIC WORKS</b>				<b>PRIOR YEARS TAXES OUTSTANDING</b>	
Streets and Drainage	347,520.00	Public Enterprises		Balance January 1, 1990	226,505.38
Sewers and Sewage Processing	8,000.00	Recreation-Culture		Collected in 1990	207,355.31
Garbage and Trash Disposal	150,500.00	Public Works	65,788.13	Cancelled, Abated or Adjusted 1990	1,285.40
Public Buildings and Grounds	334,900.00	Buildings and Grounds	51,379.30	Transfers to Tax Title Liens or Foreclosed	16,464.12
Other Public Works		Library and Education		Balance December 31, 1990	1,400.55
<b>HEALTH and WELFARE</b>		Conservation		<b>TAX TITLE LIENS OUTSTANDING</b>	
Health Services Except Environmental	3,800.00	All Other		Balance January 1, 1990	8,658.24
Welfare-Public Assistance	2,750.00	CAPITAL DEBT AUTHORIZED, DECEMBER 31, 1990		Transfer From Taxes	64,740.18
Hospital, Clinics, First Aid		ISSUED AND UNISSUED		Redeemed in 1990	
Animal, Insect, & Rodent Control	4,000.00	School	729,033	Cancelled, Abated or Adjusted (1990)	
Other Welfare Services		Self-Liquidating		Transfers to Foreclosed Property	
<b>RECREATION and CONSERVATION</b>		Other		Balance December 31, 1990	73,398.42
Beaches and Boardwalks		Total	729,033	<b>PROPERTY ACQUIRED BY DEED OR FORECLOSURE</b>	
Parks, Playgrounds, Shade Trees	14,750.00	ISSUED AND OUTSTANDING		Balance January 1, 1990	16,650.00
Land Reclamation & Conservation	1,000.00	School	591,108.62	Transfers From Taxes or Liens	
Other Recreational Services	1,600.00	Self-Liquidating		Sale for Cash (1990)	
<b>EDUCATION (excluding schools)</b>		Other		Cancelled, Abated or Adjusted (1990)	
Libraries		Total	591,108.62	Balance December 31, 1990	16,650.00
Other Educational Services		EQUALIZED VALUATION BASIS		<b>CURRENT FINANCES DECEMBER 31, 1990</b>	
<b>STATUTORY EXPENDITURES</b>		FOR NET DEBT COMPUTATION	189,737.473	<b>ASSETS</b>	
Pensions & F. I. C. A.	60,000.00	REAL PROPERTY VALUATIONS		Cash Dec. 31, 1990	601,059.95
Employee Fringe Benefits	45,000.00	Code Class # of Parcels % VAL'N		Taxes Receivable	202,563.58
Other Statutory Expenditures	500.00	1 Vacant Land 261 8.50	18,128,163.00	Tax Title Liens	73,398.42
CETA And Other Public Employment Programs		2 Residential 677 62.36	132,993,700.00	Foreclosed Property	16,650.00
<b>MUNICIPAL FUNCTIONS</b>		3 Farm 333 17.17	36,612,731.00	Emergencies & Other Deferred Charges	413,761.97
<b>CAPITAL IMPROVEMENTS</b>	*MEMO*	4a Commercial 37 6.17	13,148,800.00	State and Federal Aid Receivable	3,483.23
<b>DEBT SERVICE</b>		4b Industrial 10 5.27	11,235,800.00	Other Receivables	8,673.13
Principal Payments		4c Apartments 4 .53	1,139,500.00	Total	1,319,590.28
Interest Payments		Total 1322	213,258,694.00	<b>LIABILITIES, RESERVES, AND SURPLUS</b>	
<b>DEFERRED CHARGES</b>		Land Area 21.60 Sq. Miles		Cash Liabilities	199,157.07
SCHOOL, COUNTY, SPECIAL DISTRICT TAXES	19,760.01	Net Valuation Taxable-Municipal	213,827,855	Reserves for Receivables	301,285.13
RESERVE FOR UNCOLLECTED TAXES	2,933,991.96	Net Valuation Taxable-County	191,625,196	Surplus Dec. 31, 1990	819,148.08
<b>EXPENDITURES</b>		State Equalized Valuation	201,037,946	Total	1,319,590.28
<b>TOTAL</b>	5,162,075.99	State Equalization Ratio	106.38		



0721

Population 1980 11,407  
 Population 1990 10,422  
 S & P Rating  
 Moody Rating A1

General Tax Rate Per \$100. 1.93  
 State Equalized Tax Rate 1.98

WEST CALDWELL TOWNSHIP - ESSEX CO.  
 Form of Government  
 Borough Council  
 Number of Members - 6

PER CAPITA:  
 Gross Debt 1,001.71  
 Net Debt 530.81  
 Debt Service 61.04  
 Total Tax Levy 2,202.26  
 Municipal Expenditures 911.74

PER CENT:  
 Gross Debt .96  
 Net Debt .51  
 Tax Levy Collected 97.89  
 Tax Levy Cancelled, Abated or Adjusted .43

EXPENDITURES		REVENUES-REALIZED		1990 PROPERTY TAX	
GENERAL GOVERNMENT		1990 Property Taxes Collected		STATE EQUALIZED TAX RATE	
Governing Body & Public Boards			22,498,971.85	Local District School Taxes	.89
Municipal Clerk				Regional & Consolidated School Tax	
Financial Administration	129,367.00	1990 Payments in Lieu of Taxes		School Taxes in Municipal Budget	
Assessment of Taxes	76,050.00	Delinquent Tax & Lien Collections	369,274.76	County Taxes	.58
Collection of Taxes	62,720.00	Business Personalty Replacement Taxes	242,160.08	County Library Taxes	
Planning, Housing & Development	61,580.00	Taxes from Public Utilities	1,072,901.00	Local Municipal Purpose Taxes	.50
Human Resources	104,294.78	Other Miscellaneous Tax Revenues		Veteran & Senior Citizen Taxes	
Elections	3,855.00	State Aid Revenues	120,869.23	Total Taxes for Rate Computation	1.97
General Administration (other)	898,649.00	Federal Aid Revenues		Special District Taxes	
JUDICIARY		State and Local Fiscal Assistance Act Utilized		Bank Corp. Taxes	
Municipal Courts	109,300.00	Sale of Acquired Property		Added and Omitted Taxes	122,844.56
PUBLIC SAFETY		Other Miscellaneous Revenues	1,443,972.51	Total Taxes Levied - ABSTRACT	22,951,973.16
Fire Protection	124,998.00	Total	25,748,149.43	Total Taxes Billed	22,983,526.65
Police Protection	1,501,891.58	Prior Years Surplus Appropriated	1,105,000.00	1990 TAXES COLLECTED	22,498,971.85
Civil Defense & Disaster Control	6,400.00	REVENUES TOTAL	26,853,149.43	1990 Taxes Cancelled, Abated or Adjusted	98,499.68
Environmental Inspection & Control	105,960.00	Reserve For Uncollected Taxes	1,040,904.15	Transfer to Tax Title Liens or Foreclosed	4,444.79
Other Public Safety		CAPITAL OUTLAY TOTAL	2,081,316.50	Balance Outstanding Dec. 31, 1990	381,610.33
PUBLIC WORKS				PRIOR YEARS TAXES OUTSTANDING	
Streets and Drainage	360,200.00	Public Enterprises	613,223.17	Balance January 1, 1990	397,924.47
Sewers and Sewage Processing	2,056,740.00	Recreation-Culture	33,725.57	Collected in 1990	366,899.36
Garbage and Trash Disposal		Public Works	1,093,854.86	Cancelled, Abated or Adjusted 1990	23,569.80
Public Buildings and Grounds	122,000.00	Buildings and Grounds	340,317.36	Transfers to Tax Title Liens or Foreclosed	5,941.36
Other Public Works	146,130.00	Library and Education	195.54	Balance December 31, 1990	1,513.95
HEALTH and WELFARE		Conservation		TAX TITLE LIENS OUTSTANDING	
Health Services Except Environmental	98,300.00	All Other		Balance January 1, 1990	4,655.76
Welfare-Public Assistance	11,410.00	CAPITAL DEBT AUTHORIZED, DECEMBER 31, 1990		Transfer From Taxes	11,307.57
Hospital, Clinics, First Aid		ISSUED AND UNISSUED		Redeemed in 1990	2,375.40
Animal, Insect, & Rodent Control	5,500.00	School	2,817,610	Cancelled, Abated or Adjusted (1990)	
Other Welfare Services		Self-Liquidating	1,795,500	Transfers to Foreclosed Property	
RECREATION and CONSERVATION		Other	5,826,669	Balance December 31, 1990	13,587.93
Beaches and Boardwalks		Total	10,439,779	PROPERTY ACQUIRED BY DEED OR FORECLOSURE	
Parks, Playgrounds, Shade Trees	342,392.00	ISSUED AND OUTSTANDING		Balance January 1, 1990	16,600.00
Land Reclamation & Conservation	199,620.13	School	2,817,610.76	Transfers From Taxes or Liens	
Other Recreational Services	12,358.32	Self-Liquidating	1,480,250.00	Sale for Cash (1990)	
EDUCATION (excluding schools)		Other	3,799,500.00	Cancelled, Abated or Adjusted (1990)	
Libraries	443,000.00	Total	8,097,360.76	Balance December 31, 1990	16,600.00
Other Educational Services		EQUALIZED VALUATION BASIS		CURRENT FINANCES DECEMBER 31, 1990	
STATUTORY EXPENDITURES		FOR NET DEBT COMPUTATION	1,092,914.145	ASSETS	
Pensions & F. I. C. A.	411,672.10	REAL PROPERTY VALUATIONS		Cash Dec. 31, 1990	2,363,074.46
Employee Fringe Benefits	325,300.00	Code Class # of Parcels % VAL'N		Taxes Receivable	383,124.28
Other Statutory Expenditures		1 Vacant Land 88 .97	11,518,200.00	Tax Title Liens	13,587.93
CETA And Other Public Employment Programs		2 Residential 3417 67.79	801,684,800.00	Foreclosed Property	16,600.00
MUNICIPAL FUNCTIONS TOTAL	7,719,637.91	3 Farm 8 .03	326,200.00	Emergencies & Other Deferred Charges	53,000.00
CAPITAL IMPROVEMENTS *MEMO*	100,000.00	4a Commercial 156 11.90	140,752,800.00	State and Federal Aid Receivable	1,568.67
DEBT SERVICE		4b Industrial 65 18.55	219,386,900.00	Other Receivables	52,666.89
Principal Payments	398,950.00	4c Apartments 8 .76	8,984,000.00	Total	2,883,622.23
Interest Payments	237,156.85	Total 3742	1,182,652,900.00	LIABILITIES, RESERVES, AND SURPLUS	
DEFERRED CHARGES	105,413.85	Land Area 5.04 Sq. Miles		Cash Liabilities	890,666.31
SCHOOL, COUNTY, SPECIAL DISTRICT TAXES	17,006,877.02	Net Valuation Taxable-Municipal	1,184,568,800	Reserves for Receivables	465,979.10
RESERVE FOR UNCOLLECTED TAXES	1,040,904.15	Net Valuation Taxable-County	1,118,849,656	Surplus Dec. 31, 1990	1,526,976.82
EXPENDITURES TOTAL	26,508,939.78	State Equalized Valuation	1,157,075,990	Total	2,883,622.23
		State Equalization Ratio	102.38		

0512  
 Population 1980 1,091  
 Population 1990 1,026  
 S & P Rating  
 Moody Rating

General Tax Rate Per \$100. 1.79  
 State Equalized Tax Rate 1.71

WEST CAPE MAY BORO. - CAPE MAY CO.  
 Form of Government  
 Commission (1911)  
 Number of Members - 3

PER CAPITA:  
 Gross Debt 343.23  
 Net Debt 252.14  
 Debt Service 8.14  
 Total Tax Levy 1,601.03  
 Municipal Expenditures 696.85  
 PER CENT:  
 Gross Debt .41  
 Net Debt .30  
 Tax Levy Collected 85.67  
 Tax Levy Cancelled, Abated or Adjusted 1.00

EXPENDITURES		REVENUES-REALIZED		1990 PROPERTY TAX	
GENERAL GOVERNMENT		1990 Property Taxes Collected		STATE EQUALIZED TAX RATE	
Governing Body & Public Boards		1,407,350.51		Local District School Taxes	44 421,866.00
Municipal Clerk				Regional & Consolidated School Tax	.62 594,352.00
Financial Administration	27,054.28	1990 Payments in Lieu of Taxes		School Taxes in Municipal Budget	
Assessment of Taxes	6,100.00	Delinquent Tax & Lien Collections		County Taxes	.39 * 372,796.75
Collection of Taxes	16,500.00	Business Personalty Replacement Taxes		County Library Taxes	.02 18,547.37
Planning, Housing & Development	10,783.96	Taxes from Public Utilities		Local Municipal Purpose Taxes	.24 229,185.01
Human Resources	19,920.00	Other Miscellaneous Tax Revenues		Veteran & Senior Citizen Taxes	
Elections	3,968.92	State Aid Revenues		Total Taxes for Rate Computation	1.71 1,650,747.13
General Administration (other)	79,400.00	Federal Aid Revenues		Special District Taxes	
JUDICIARY		State and Local Fiscal Assistance Act Utilized		Bank Corp. Taxes	
Municipal Courts	23,500.00	Sale of Acquired Property		Added and Omitted Taxes	
PUBLIC SAFETY		Other Miscellaneous Revenues		Total Taxes Levied - ABSTRACT	5,912.47
Fire Protection	11,731.08	Total		Total Taxes Billed	1,642,659.60
Police Protection	78,900.00	Prior Years Surplus Appropriated		1990 TAXES COLLECTED	1,407,350.51
Civil Defense & Disaster Control	2,200.00	REVENUES TOTAL		1990 Taxes Cancelled, Abated or Adjusted	16,464.56
Environmental Inspection & Control	17,700.00	Reserve For Uncollected Taxes		Transfer to Tax Title Liens or Foreclosed	40,864.84
Other Public Safety		CAPITAL OUTLAY TOTAL		Balance Outstanding Dec. 31, 1990	178,116.99
PUBLIC WORKS				PRIOR YEARS TAXES OUTSTANDING	
Streets and Drainage	66,500.00	Public Enterprises		Balance January 1, 1990	185,555.02
Sewers and Sewage Processing	19,784.04	Recreation-Culture		Collected in 1990	172,732.36
Gorbage and Trash Disposal		Public Works		Cancelled, Abated or Adjusted 1990	1,248.62
Public Buildings and Grounds	22,154.60	Buildings and Grounds		Transfers to Tax Title Liens or Foreclosed	11,512.78
Other Public Works		Library and Education		Balance December 31, 1990	61.26
HEALTH and WELFARE		Conservation		TAX TITLE LIENS OUTSTANDING	
Health Services Except Environmental	550.00	All Other		Balance January 1, 1990	49,136.80
Welfare-Public Assistance	2,400.00	CAPITAL DEBT AUTHORIZED, DECEMBER 31, 1990		Transfer From Taxes	54,617.04
Hospital, Clinics, First Aid		ISSUED AND UNISSUED GROSS DEBT NET DEBT		Redeemed in 1990	23,139.77
Animal, Insect, & Radent Control	500.00	Schaa 93,457		Cancelled, Abated or Adjusted (1990)	
Other Welfare Services		Self-Liquidating 258,700		Transfers to Foreclosed Property	
RECREATION and CONSERVATION		Other 352,157		Balance December 31, 1990	80,614.07
Beaches and Baardwalks		Total 352,157		PROPERTY ACQUIRED BY DEED OR FORECLOSURE	
Parks, Playgrounds, Shade Trees	670.40	ISSUED AND OUTSTANDING		Balance January 1, 1990	8,582.00
Land Reclamation & Conservation		Schaa 93,457.84		Transfers From Taxes or Liens	
Other Recreational Services	200.00	Self-Liquidating 90,000.00		Sale for Cash (1990)	
EDUCATION (excluding schools)		Other 183,457.84		Cancelled, Abated or Adjusted (1990)	
Libraries		Total 183,457.84		Balance December 31, 1990	8,582.00
Other Educational Services		EQUALIZED VALUATION BASIS		CURRENT FINANCES DECEMBER 31, 1990	
STATUTORY EXPENDITURES		FOR NET DEBT COMPUTATION		ASSETS	
Pensions & F. I. C. A.	28,780.00	REAL PROPERTY VALUATIONS		Cash Dec. 31, 1990	851,647.24
Employee Fringe Benefits	14,500.00	Code Class # of Parcels % VAL'N ASSESSED VALUATION		Taxes Receivable	178,178.25
Other Statutory Expenditures	2,500.00	1 Vacant Land 170 5.98 5,427,800.00		Tax Title Liens	80,614.07
CETA And Other Public Employment Programs		2 Residential 720 82.37 74,819,950.00		Foreclosed Property	8,582.00
MUNICIPAL FUNCTIONS TOTAL	456,297.28	3 Farm 24 1.05 953,390.00		Emergencies & Other Deferred Charges	5,219.42
CAPITAL IMPROVEMENTS *MEMO*	10,000.00	4a Commercial 31 10.24 9,297,500.00		State and Federal Aid Receivable	2,009.54
DEBT SERVICE		4b Industrial 338,600.00		Other Receivables	49,801.43
Principal Payments	8,350.00	4c Apartments 2 .37 338,600.00		Total	1,176,051.95
Interest Payments		Total 947 90,837,240.00		LIABILITIES, RESERVES, AND SURPLUS	
DEFERRED CHARGES	6,635.73	Land Area 1.30 Sq. Miles		Cash Liabilities	572,885.82
SCHOOL, COUNTY, SPECIAL DISTRICT TAXES	1,407,562.12	Net Valuation Taxable-Municipal		Reserves for Receivables	317,175.75
RESERVE FOR UNCOLLECTED TAXES	243,690.03	Net Valuation Taxable-County		Surplus Dec. 31, 1990	285,990.38
EXPENDITURES TOTAL	2,122,535.16	State Equalized Valuation		Total	1,176,051.95
		State Equalization Ratio			



0820  
 Population 1980 18,002  
 Population 1990 19,380  
 S & P Rating  
 Moody Rating AAA  
 General Tax Rate Per \$100. 3.37  
 State Equalized Tax Rate 2.11

WEST DEPTFORD TWP. - GLOUCESTER CO.  
 Form of Government  
 Township Committee  
 Number of Members - 5

PER CAPITA:  
 Gross Debt 874.54  
 Net Debt 803.64  
 Debt Service 47.95  
 Total Tax Levy 1,088.26  
 Municipal Expenditures 421.33  
 PER CENT:  
 Gross Debt 1.97  
 Net Debt 1.81  
 Tax Levy Collected 97.43  
 Tax Levy Cancelled, Aboted or Adjusted .11

EXPENDITURES		REVENUES-REALIZED		1990 PROPERTY TAX	
GENERAL GOVERNMENT		1990 Property Taxes Collected		STATE EQUALIZED TAX RATE	10,215,918.10
Governing Body & Public Boards		1990 Payments in Lieu of Taxes	20,568,344.96	Local District School Taxes	1.05
Municipal Clerk	72,261.40	Delinquent Tax & Lien Collections	256,691.22	Regional & Consolidated School Tax	
Financial Administration	84,969.84	Business Personalty Replacement Taxes	407,630.76	School Taxes in Municipal Budget	
Assessment of Taxes	80,204.97	Taxes from Public Utilities	1,134,014.00	County Taxes	.68
Collection of Taxes	50,308.20	Other Miscellaneous Tax Revenues	146,874.90	County Library Taxes	
Planning, Housing & Development	114,162.74	State Aid Revenues		Local Municipal Purpose Taxes	.38
Human Resources		Federal Aid Revenues		Veteron & Senior Citizen Taxes	171,550.00
Elections		Stote and Local Fiscol Assistance Act Utilized		Total Taxes for Rate Computation	2.11
General Administration (other)	1,143,132.04	Sale of Acquired Property		Special District Taxes	
JUDICIARY		Other Miscellaneous Revenues	1,844,007.75	Bank Corp. Taxes	
Municipal Courts	91,432.22	Prior Years Surplus Appropriated	1,107,000.00	Added and Omitted Taxes	590,391.07
PUBLIC SAFETY		REVENUES TOTAL	25,464,563.59	Total Taxes Levied - ABSTRACT	21,090,484.15
Fire Protection	225,533.80	Reserve For Uncollected Taxes	380,672.53	Total Taxes Billed	21,111,172.06
Police Protection	1,496,093.76	CAPITAL OUTLAY TOTAL	2,725,002.23	1990 TAXES COLLECTED	20,568,344.96
Civil Defense & Disaster Control	6,030.08	Public Enterprises	1,889,401.00	1990 Taxes Cancelled, Abated or Adjusted	22,927.35
Environmental Inspection & Control	196,201.65	Recreation—Culture	260,934.82	Transfer to Tax Title Liens or Foreclosed	31,436.19
Other Public Safety		Public Works	286,346.57	Balance Outstanding Dec. 31, 1990	488,463.56
PUBLIC WORKS		Buildings and Grounds	194,394.53	PRIOR YEARS TAXES OUTSTANDING	
Streets and Drainage	540,067.38	Library and Education	93,925.31	Balance January 1, 1990	343,736.87
Sewers and Sewage Processing		Conservation		Collected in 1990	253,464.08
Garbage and Trash Disposal	1,543,389.49	All Other		Cancelled, Abated or Adjusted 1990	43,029.74
Public Buildings and Grounds	165,073.89	CAPITAL DEBT AUTHORIZED, DECEMBER 31, 1990		Transfers to Tax Title Liens or Foreclosed	13,573.84
Other Public Works		ISSUED AND UNISSUED		Balance December 31, 1990	33,669.21
HEALTH and WELFARE		School	1,374,000	TAX TITLE LIENS OUTSTANDING	
Health Services Except Environmental	25,100.97	Self-Liquidating	8,542,662	Balance January 1, 1990	65,617.03
Welfare-Public Assistance	27,520.92	Other	7,031,833	Transfer From Taxes	45,439.66
Hospital, Clinics, First Aid		Total	16,948,495	Redeemed in 1990	3,227.14
Animal, Insect, & Rodent Control	47,459.25	ISSUED AND OUTSTANDING		Cancelled, Abated or Adjusted (1990)	
Other Welfare Services		School		Transfers to Foreclosed Property	
RECREATION and CONSERVATION		Self-Liquidating		Balance December 31, 1990	107,829.55
Beaches and Boordwalks		Other		PROPERTY ACQUIRED BY DEED OR FORECLOSURE	
Parks, Playgrounds, Shade Trees		Total		Balance January 1, 1990	809,250.00
Land Reclamation & Conservation	1,750.00	EQUALIZED VALUATION BASIS		Transfers From Taxes or Liens	
Other Recreational Services	218,902.70	FOR NET DEBT COMPUTATION	861,244,158	Sale for Cash (1990)	
EDUCATION (excluding schools)		REAL PROPERTY VALUATIONS		Cancelled, Abated or Adjusted (1990)	68,500.00
Libraries	290,000.00	Code Class # of Porcels % VAL'N	ASSESSED VALUATION	Balance December 31, 1990	740,750.00
Other Educotional Services		1 Vacant Lond 1034 6.02	36,550,900.00	CURRENT FINANCES DECEMBER 31, 1990	
STATUTORY EXPENDITURES		2 Residential 5039 44.21	268,224,800.00	ASSETS	
Pensions & F. I. C. A.	435,376.85	3 Farm 103 .33	2,034,400.00	Cash Dec. 31, 1990	3,491,349.63
Employee Fringe Benefits		4a Commercial 237 25.80	156,512,000.00	Taxes Receivable	522,132.77
Other Statutory Expenditures		4b Industriol 6 18.98	115,126,300.00	Tax Title Liens	107,829.55
CETA And Other Public Employment Programs		4c Apartments 9 4.65	28,207,600.00	Foreclosed Property	740,750.00
MUNICIPAL FUNCTIONS TOTAL	6,854,972.15	Total	606,656,000.00	Emergencies & Other Deferred Charges	1,355,154.09
CAPITAL IMPROVEMENTS *MEMO*	30,500.00	Lond Area 16.18 Sq. Miles		State and Federal Aid Receivable	
DEBT SERVICE		Net Valuation Taxable-Municipol	608,925,252	Other Receivables	2,676,590.19
Principal Payments	509,066.66	Net Valuation Taxable-County	936,405,632	Total	8,893,806.23
Interest Payments	420,234.56	Stote Equalized Valuation	973,229,559	LIABILITIES, RESERVES, AND SURPLUS	
DEFERRED CHARGES	397.61	Stote Equalization Rotio	62.48	Cash Liabilities	4,794,226.61
SCHOOL, COUNTY, SPECIAL DISTRICT TAXES	16,796,614.47			Reserves for Receivables	4,047,302.51
RESERVE FOR UNCOLLECTED TAXES	380,672.53			Surplus Dec. 31, 1990	52,277.11
EXPENDITURES TOTAL	24,961,957.98			Total	8,893,806.23

**1353**  
 Population 1980 **7,380**  
 Population 1990 **7,690**  
 S & P Rating  
 Moody Rating **A**

General Tax Rate Per \$100. **1.86**  
 State Equalized Tax Rate **1.77**

**WEST LONG BRANCH BORO. - MON. CO.**  
 Form of Government  
**Borough Council**  
 Number of Members - 6

PER CAPITA:  
 Gross Debt **267.69**  
 Net Debt **256.55**  
 Debt Service **49.22**  
 Total Tax Levy **1,363.12**  
 Municipal Expenditures **519.13**

PER CENT:  
 Gross Debt **.38**  
 Net Debt **.37**  
 Tax Levy Collected **95.65**  
 Tax Levy Cancelled, Abated or Adjusted **.17**

EXPENDITURES		REVENUES-REALIZED		1990 PROPERTY TAX	
<b>GENERAL GOVERNMENT</b>				<b>STATE EQUALIZED TAX RATE</b>	
Governing Body & Public Boards	40,000.00	1990 Property Taxes Collected	10,026,542.67	Local District School Taxes	.58 3,444,170.22
Municipal Clerk		1990 Payments in Lieu of Taxes		Regional & Consolidated School Tax	.39 2,322,394.68
Financial Administration	24,500.00	Delinquent Tax & Lien Collections	270,462.19	School Taxes in Municipal Budget	
Assessment of Taxes	32,590.00	Business Personalty Replacement Taxes	125,630.92	County Taxes	.38 * 2,260,614.16
Collection of Taxes	60,225.00	Taxes from Public Utilities	540,122.00	County Library Taxes	.01 74,140.42
Planning, Housing & Development	30,960.55	Other Miscellaneous Tax Revenues		Local Municipal Purpose Taxes	.40 2,366,000.00
Human Resources	31,347.00	State Aid Revenues	96,427.33	Veteran & Senior Citizen Taxes	
Elections		Federal Aid Revenues		Total Taxes for Rate Computation	1.76 10,511,519.48
General Administration (other)	451,699.00	State and Local Fiscal Assistance Act Utilized		Special District Taxes	
<b>JUDICIARY</b>		Sale of Acquired Property		Bank Corp. Taxes	
Municipal Courts	46,400.00	Other Miscellaneous Revenues	429,868.77	Added and Omitted Taxes	15,036.67
<b>PUBLIC SAFETY</b>		Total	11,489,053.88	Total Taxes Levied - ABSTRACT	10,482,356.15
Fire Protection	123,031.00	Prior Years Surplus Appropriated	324,482.00	Total Taxes Billed	10,482,356.65
Police Protection	954,617.78	REVENUES TOTAL	11,813,535.88	1990 TAXES COLLECTED	10,026,542.67
Civil Defense & Disaster Control	4,000.00	Reserve For Uncollected Taxes	387,758.83	1990 Taxes Cancelled, Abated or Adjusted	18,060.28
Environmental Inspection & Control	23,769.00	CAPITAL OUTLAY TOTAL	445,631.45	Transfer to Tax Title Liens or Foreclosed	11,476.89
Other Public Safety				Balance Outstanding Dec. 31, 1990	426,276.31
<b>PUBLIC WORKS</b>				<b>PRIOR YEARS TAXES OUTSTANDING</b>	
Streets and Drainage	75,776.00	Public Enterprises		Balance January 1, 1990	288,402.66
Sewers and Sewage Processing		Recreation-Culture		Collected in 1990	267,633.41
Garbage and Trash Disposal	257,000.00	Public Works	528.73	Cancelled, Abated or Adjusted 1990	
Public Buildings and Grounds	65,800.00	Buildings and Grounds	445,102.70	Transfers to Tax Title Liens or Foreclosed	8,022.04
Other Public Works	234,000.00	Library and Education		Balance December 31, 1990	12,747.21
<b>HEALTH and WELFARE</b>		Conservation		<b>TAX TITLE LIENS OUTSTANDING</b>	
Health Services Except Environmental	37,050.00	All Other		Balance January 1, 1990	11,401.47
Welfare-Public Assistance	3,306.50	CAPITAL DEBT AUTHORIZED, DECEMBER 31, 1990		Transfer From Taxes	21,114.50
Hospital, Clinics, First Aid		ISSUED AND UNISSUED GROSS DEBT NET DEBT		Redeemed in 1990	2,828.78
Animal, Insect, & Rodent Control	1,000.00	School 24,997		Cancelled, Abated or Adjusted (1990)	
Other Welfare Services		Self-Liquidating		Transfers to Foreclosed Property	
<b>RECREATION and CONSERVATION</b>		Other 2,033,520	1,972,872	Balance December 31, 1990	29,637.19
Beaches and Boardwalks	694.00	Total 2,058,517	1,972,872	<b>PROPERTY ACQUIRED BY DEED OR FORECLOSURE</b>	
Parks, Playgrounds, Shade Trees		ISSUED AND OUTSTANDING		Balance January 1, 1990	44,275.00
Land Reclamation & Conservation	85,708.31	School 24,997.92		Transfers From Taxes or Liens	
Other Recreational Services	44,300.00	Self-Liquidating		Sale for Cash (1990)	
<b>EDUCATION (excluding schools)</b>		Other 1,987,375.00	2,012,372.92	Cancelled, Abated or Adjusted (1990)	
Libraries	128,646.76	Total		Balance December 31, 1990	44,275.00
Other Educational Services	100.00	EQUALIZED VALUATION BASIS FOR NET DEBT COMPUTATION	540,059.078	<b>CURRENT FINANCES DECEMBER 31, 1990</b>	
<b>STATUTORY EXPENDITURES</b>		REAL PROPERTY VALUATIONS		ASSETS	
Pensions & F. L. C. A.	222,061.45	Code Class # of Parcels % VAL'N		Cash Dec. 31, 1990	720,179.33
Employee Fringe Benefits	220,165.00	1 Vacant Land 115 2.04	11,483,000.00	Taxes Receivable	439,023.52
Other Statutory Expenditures		2 Residential 2149 79.43	447,407,600.00	Tax Title Liens	29,637.19
CETA And Other Public Employment Programs		3 Farm 9 .10	564,100.00	Foreclosed Property	44,275.00
<b>MUNICIPAL FUNCTIONS</b>		4a Commercial 151 16.21	91,319,300.00	Emergencies & Other Deferred Charges	79,520.00
<b>CAPITAL IMPROVEMENTS</b>		4b Industrial 3 .35	1,964,500.00	State and Federal Aid Receivable	6,290.00
<b>DEBT SERVICE</b>		4c Apartments 73 1.97	10,551,900.00	Other Receivables	1,959.38
Principal Payments	270,187.22	Total 2500	563,289,400.00	Total	1,320,934.42
Interest Payments	108,346.37	Land Area 2.83 Sq. Miles		<b>LIABILITIES, RESERVES, AND SURPLUS</b>	
<b>DEFERRED CHARGES</b>		Net Valuation Taxable-Municipal	564,535,936	Cash Liabilities	453,957.58
<b>SCHOOL, COUNTY, SPECIAL DISTRICT TAXES</b>		Net Valuation Taxable-County	549,468,462	Reserves for Receivables	514,945.09
<b>RESERVE FOR UNCOLLECTED TAXES</b>		State Equalized Valuation	593,870,839	Surplus Dec. 31, 1990	352,031.75
<b>EXPENDITURES</b>		State Equalization Ratio	95.05	Total	1,320,934.42
<b>TOTAL</b>	<b>12,093,438.85</b>				



1615

Population 1980 22,750  
 Population 1990 25,430  
 S & P Rating  
 Moody Rating BAA1

General Tax Rate Per \$100. 2.58  
 State Equalized Tax Rate 2.25

**WEST MILFORD TWP. - PASSAIC COUNTY**  
 Form of Government  
**Council-Manager Plan D (OMCL 50)**  
 Number of Members - 5

PER CAPITA: Gross Debt 724.92  
 Net Debt 446.50  
 Debt Service 75.73  
 Total Tax Levy 1,612.51  
 Municipal Expenditures 581.58

PER CENT: Gross Debt 1.14  
 Net Debt .70  
 Tax Levy Collected 96.38  
 Tax Levy Cancelled, Abated or Adjusted

EXPENDITURES		REVENUES-REALIZED		1990 PROPERTY TAX	
<b>GENERAL GOVERNMENT</b>				<b>STATE EQUALIZED TAX RATE</b>	
Governing Body & Public Boords	96,238.00	1990 Property Taxes Collected	36,900,798.68	Local District School Taxes	1.21 20,558,707.46
Municipal Clerk	145,542.00	1990 Payments in Lieu of Taxes	12,782.30	Regional & Consolidated School Tax	
Financial Administration	163,468.70	Delinquent Tax & Lien Collections	984,806.33	School Taxes in Municipal Budget	
Assessment of Taxes	976,315.00	Business Personalty Replacement Taxes	126,110.88	County Taxes	.44 7,397,835.63
Collection of Taxes	177,340.00	Taxes from Public Utilities	1,570,414.00	County Library Taxes	
Planning, Housing & Development	179,511.00	Other Miscellaneous Tax Revenues		Local Municipal Purpose Taxes	.60 10,162,670.00
Human Resources	221,028.00	State Aid Revenues	355,425.31	Veteran & Senior Citizen Taxes	162,400.00
Elections	16,292.00	Federal Aid Revenues		Total Taxes for Rate Computation	2.25 38,281,613.09
General Administration (other)	1,017,410.00	State and Local Fiscal Assistance Act Utilized		Special District Taxes	2,752,670.00
<b>JUDICIARY</b>		Sale of Acquired Property	6,800.00	Bank Corp. Taxes	
Municipal Courts	154,025.09	Other Miscellaneous Revenues	1,750,422.34	Added and Omitted Taxes	134,365.08
<b>PUBLIC SAFETY</b>		Total	41,707,559.84	Total Taxes Levied - ABSTRACT	41,006,248.17
Fire Protection	325,282.60	Prior Years Surplus Appropriated	2,083,000.00	Total Taxes Billed	38,288,704.35
Police Protection	2,670,815.50	REVENUES TOTAL	43,790,559.84	1990 TAXES COLLECTED	36,900,798.68
Civil Defense & Disaster Control		Reserve For Uncollected Taxes	1,491,026.32	1990 Taxes Cancelled, Abated or Adjusted	
Environmental Inspection & Control	274,760.00	CAPITAL OUTLAY TOTAL	3,387,113.66	Transfer to Tax Title Liens or Foreclosed	228,596.83
Other Public Safety				Balance Outstanding Dec. 31, 1990	1,172,488.94
<b>PUBLIC WORKS</b>				<b>PRIOR YEARS TAXES OUTSTANDING</b>	
Streets and Drainage	1,976,180.54	Public Enterprises		Balance January 1, 1990	1,122,587.31
Sewers and Sewage Processing		Recreation-Culture		Collected in 1990	945,900.83
Gorbage and Trash Disposal		Public Works	2,814,123.34	Cancelled, Abated or Adjusted 1990	17,114.46
Public Buildings and Grounds	253,630.00	Buildings and Grounds	572,990.32	Transfers to Tax Title Liens or Foreclosed	136,406.38
Other Public Works	40,840.00	Library and Education		Balance December 31, 1990	23,165.64
<b>HEALTH and WELFARE</b>		Conservation		<b>TAX TITLE LIENS OUTSTANDING</b>	
Health Services Except Environmental	255,283.00	All Other		Balance January 1, 1990	220,822.67
Welfare-Public Assistance	3,560.00			Transfer From Taxes	395,526.12
Hospital, Clinics, First Aid	400.00			Redeemed in 1990	38,905.50
Animal, Insect, & Rodent Control	54,671.00			Cancelled, Abated or Adjusted (1990)	
Other Welfare Services	1,250.00			Transfers to Foreclosed Property	
<b>RECREATION and CONSERVATION</b>				Balance December 31, 1990	577,443.29
Beaches and Boardwalks				<b>PROPERTY ACQUIRED BY DEED OR FORECLOSURE</b>	
Parks, Playgrounds, Shade Trees	186,833.00			Balance January 1, 1990	707,500.00
Land Reclamation & Conservation	3,550.00			Transfers From Taxes or Liens	
Other Recreational Services	246,163.00			Sole for Cash (1990)	800.00
<b>EDUCATION (excluding schools)</b>				Cancelled, Abated or Adjusted (1990)	800.00
Libraries	259,609.00			Balance December 31, 1990	705,900.00
Other Educational Services	15,150.00			<b>CURRENT FINANCES DECEMBER 31, 1990</b>	
<b>STATUTORY EXPENDITURES</b>				<b>ASSETS</b>	
Pensions & F. I. C. A.	799,598.00			Cash Dec. 31, 1990	2,587,022.48
Employee Fringe Benefits	699,110.00			Taxes Receivable	1,195,654.58
Other Statutory Expenditures				Tax Title Liens	577,443.29
<b>CETA And Other Public Employment Programs</b>				Foreclosed Property	705,900.00
<b>MUNICIPAL FUNCTIONS</b>				Emergencies & Other Deferred Charges	890,000.00
<b>CAPITAL IMPROVEMENTS</b>				State and Federal Aid Receivable	
<b>DEBT SERVICE</b>				Other Receivables	354,304.55
Principal Payments	1,114,067.72			Total	6,310,324.90
Interest Payments	811,725.43			<b>LIABILITIES, RESERVES, AND SURPLUS</b>	
<b>DEFERRED CHARGES</b>				Cash Liabilities	1,315,370.38
SCHOOL, COUNTY, SPECIAL DISTRICT TAXES	153,923.03			Reserves for Receivables	2,833,302.42
RESERVE FOR UNCOLLECTED TAXES	30,709,213.09			Surplus Dec. 31, 1990	2,161,652.10
<b>EXPENDITURES</b>				Total	6,310,324.90
TOTAL	45,498,861.02				

0912  
Population 1980 39,194  
Population 1990 38,125  
S & P Rating  
Moody Rating BAA

General Tax Rate Per \$100. 18.64  
State Equalized Tax Rate 2.75

WEST NEW YORK TOWN - HUDSON CO.  
Form of Government  
Commission (1911)  
Number of Members - 5

PER CAPITA:  
Gross Debt 489.67  
Net Debt 230.01  
Debt Service 45.37  
Total Tax Levy 913.13  
Municipal Expenditures 804.35  
PER CENT:  
Gross Debt 1.59  
Net Debt .74  
Tax Levy Collected 92.99  
Tax Levy Cancelled, Abated or Adjusted .02

EXPENDITURES		REVENUES-REALIZED		1990 PROPERTY TAX	
GENERAL GOVERNMENT				STATE EQUALIZED TAX RATE	
Governing Body & Public Boards	44,500.00	1990 Property Taxes Collected		Local District School Taxes	12,035,013.00
Municipal Clerk	70,000.00	1990 Payments in Lieu of Taxes		Regional & Consolidated School Tax	154,776.68
Financial Administration	329,000.00	Delinquent Tax & Lien Collections		School Taxes in Municipal Budget	7,221,605.73
Assessment of Taxes	125,528.00	Business Personalty Replacement Taxes		County Taxes	15,222,765.86
Collection of Taxes	98,900.00	Taxes from Public Utilities		County Library Taxes	100,300.00
Planning, Housing & Development	76,835.00	Other Miscellaneous Tax Revenues		Local Municipal Purpose Taxes	34,784,461.47
Human Resources	1,600,649.00	State Aid Revenues		Veteran & Senior Citizen Taxes	
Elections		Federal Aid Revenues		Total Taxes for Rate Computation	2.75
General Administration (other)	2,787,143.00	State and Local Fiscal Assistance Act Utilized		Special District Taxes	
JUDICIARY		Sale of Acquired Property		Bank Corp. Taxes	
Municipal Courts	130,500.00	Other Miscellaneous Revenues		Added and Omitted Taxes	128,889.27
PUBLIC SAFETY		Total		Total Taxes Levied - ABSTRACT	34,813,050.74
Fire Protection	4,757,445.00	Prior Years Surplus Appropriated		Total Taxes Billed	32,373,653.04
Police Protection	3,978,261.38	REVENUES TOTAL		1990 TAXES COLLECTED	5,957.17
Civil Defense & Disaster Control	14,658.00	Reserve For Uncollected Taxes		1990 Taxes Cancelled, Abated or Adjusted	372,562.03
Environmental Inspection & Control	245,703.00	CAPITAL OUTLAY TOTAL		Transfer to Tax Title Liens or Foreclosed	2,060,878.50
Other Public Safety				Balance Outstanding Dec. 31, 1990	
PUBLIC WORKS		Public Enterprises		PRIOR YEARS TAXES OUTSTANDING	
Streets and Drainage	1,566,590.00	Recreation-Culture		Balance January 1, 1990	2,329,525.43
Sewers and Sewage Processing		Public Works		Collected in 1990	1,783,903.46
Gorbage and Trash Disposal	1,443,230.00	Buildings and Grounds		Cancelled, Abated or Adjusted 1990	102,032.06
Public Buildings and Grounds	661,397.00	Library and Education		Transfers to Tax Title Liens or Foreclosed	357,640.63
Other Public Works		Conservation		Balance December 31, 1990	85,899.33
HEALTH and WELFARE		All Other		TAX TITLE LIENS OUTSTANDING	
Health Services Except Environmental	539,346.00	CAPITAL DEBT AUTHORIZED, DECEMBER 31, 1990		Balance January 1, 1990	615,357.67
Welfare-Public Assistance	101,200.00	ISSUED AND UNISSUED		Transfer From Taxes	818,911.45
Hospital, Clinics, First Aid		GROSS DEBT		Redeemed in 1990	347,509.87
Animal, Insect, & Rodent Control		NET DEBT		Cancelled, Abated or Adjusted (1990)	150,646.00
Other Welfare Services		SCHOOL		Transfers to Foreclosed Property	
RECREATION and CONSERVATION		Self-Liquidating		Balance December 31, 1990	936,113.25
Beaches and Boardwalks		Other		PROPERTY ACQUIRED BY DEED OR	
Parks, Playgrounds, Shade Trees	724,372.00	Total		FORECLOSURE	
Land Reclamation & Conservation	2,702.40	ISSUED AND OUTSTANDING		Balance January 1, 1990	5,850.00
Other Recreational Services	329,844.00	SCHOOL		Transfers From Taxes or Liens	
EDUCATION (excluding schools)		Self-Liquidating		Sale for Cash (1990)	
Libraries	408,400.00	Other		Cancelled, Abated or Adjusted (1990)	
Other Educational Services	30,079.15	Total		Balance December 31, 1990	5,850.00
STATUTORY EXPENDITURES		EQUALIZED VALUATION BASIS		CURRENT FINANCES DECEMBER 31, 1990	
Pensions & F. I. C. A.	2,302,870.23	FOR NET DEBT COMPUTATION		ASSETS	
Employee Fringe Benefits	3,755,000.00	REAL PROPERTY VALUATIONS		Cash Dec. 31, 1990	8,037,137.71
Other Statutory Expenditures		Code Class # of Parcels % VAL'N		Taxes Receivable	2,146,777.83
CETA And Other Public Employment Programs		1 Vacant Land 78 2.36		Tax Title Liens	936,113.25
MUNICIPAL FUNCTIONS TOTAL	26,124,153.16	2 Residential 3516 40.68		Foreclosed Property	5,850.00
CAPITAL IMPROVEMENTS *MEMO*	85,000.00	3 Farm 744 21.92		Emergencies & Other Deferred Charges	225,000.00
DEBT SERVICE		4a Commercial 242 9.49		State and Federal Aid Receivable	705,205.29
Principal Payments	1,053,213.31	4b Industrial 418 25.56		Other Receivables	1,365,903.57
Interest Payments	676,537.17	4c Apartments 4998		Total	13,421,987.65
TYPE I SCHL DEBT *MEMO	664,772.50	Land Area .90 Sq. Miles		LIABILITIES, RESERVES, AND SURPLUS	
DEFERRED CHARGES	94,842.02	Net Valuation Taxable-Municipal		Cash Liabilities	7,699,010.46
SCHOOL, COUNTY, SPECIAL DISTRICT TAXES	19,461,395.61	Net Valuation Taxable-County		Reserves for Receivables	4,454,644.65
RESERVE FOR UNCOLLECTED TAXES	2,717,000.00	State Equalized Valuation		Surplus Dec. 31, 1990	1,268,332.54
EXPENDITURES TOTAL	50,127,141.27	State Equalization Ratio		Total	13,421,987.65



0722

Population 1980 39,510  
 Population 1990 39,103  
 S & P Rating  
 Moody Rating AA

General Tax Rate Per \$100.

4.63

State Equalized Tax Rate

2.30

## WEST ORANGE TOWNSHIP - ESSEX CO.

Form of Government

Mayor-Council Plan B (OMCL 50)

Number of Members - 5

PER CAPITA:

Gross Debt 854.45  
 Net Debt 599.86  
 Debt Service 60.79  
 Total Tax Levy 1,734.22  
 Municipal Expenditures 817.13

PER CENT:

Gross Debt 1.20  
 Net Debt .84  
 Tax Levy Collected 96.52  
 Tax Levy Cancelled, Abated or Adjusted .25

EXPENDITURES		REVENUES-REALIZED		1990 PROPERTY TAX	
GENERAL GOVERNMENT				STATE EQUALIZED TAX RATE	
Governing Body & Public Boards	310,920.20	1990 Property Taxes Collected	65,550,608.59	Local District School Taxes	1.01 29,757,340.50
Municipal Clerk	6,956.25	1990 Payments in Lieu of Taxes	172,048.70	Regional & Consolidated School Tax	
Financial Administration	284,384.88	Delinquent Tax & Lien Collections	1,324,447.57	School Taxes in Municipal Budget	
Assessment of Taxes	130,153.00	Business Personality Replacement Taxes	686,421.12	County Taxes	.59 17,438,483.30
Collection of Taxes	136,369.00	Taxes from Public Utilities	3,281,822.00	County Library Taxes	
Planning, Housing & Development	30,930.00	Other Miscellaneous Tax Revenues		Local Municipal Purpose Taxes	.69 20,259,992.00
Human Resources	360,620.77	State Aid Revenues	536,468.88	Veteran & Senior Citizen Taxes	237,700.00
Elections	57,000.00	Federal Aid Revenues		Total Taxes for Rate Computation	2.29 67,693,515.80
General Administration (other)	1,907,769.00	State and Local Fiscal Assistance Act Utilized		Special District Taxes	
JUDICIARY		Sale of Acquired Property		Bank Corp. Taxes	
Municipal Courts	177,123.00	Other Miscellaneous Revenues	4,699,669.89	Added and Omitted Taxes	357,215.06
PUBLIC SAFETY		Total	76,251,486.75	Total Taxes Levied - ABSTRACT	67,813,030.86
Fire Protection	4,136,773.57	Prior Years Surplus Appropriated	3,150,000.00	Total Taxes Billed	67,913,100.58
Police Protection	4,571,073.07	REVENUES TOTAL	79,401,486.75	1990 TAXES COLLECTED	65,550,608.59
Civil Defense & Disaster Control	10,000.00	Reserve For Uncollected Taxes	2,100,134.00	1990 Taxes Cancelled, Abated or Adjusted	169,968.80
Environmental Inspection & Control	298,958.00	CAPITAL OUTLAY TOTAL	1,481,051.05	Transfer to Tax Title Liens or Foreclosed	229,009.06
Other Public Safety				Balance Outstanding Dec. 31, 1990	1,963,514.13
PUBLIC WORKS				PRIOR YEARS TAXES OUTSTANDING	
Streets and Drainage	1,452,187.23	Public Enterprises		Balance January 1, 1990	1,609,329.69
Sewers and Sewage Processing	1,671,724.00	Recreation-Culture		Collected in 1990	1,281,080.25
Garbage and Trash Disposal	2,837,000.00	Public Works	608,183.41	Cancelled, Abated or Adjusted 1990	3,429.60
Public Buildings and Grounds	81,225.00	Buildings and Grounds	872,867.64	Transfers to Tax Title Liens or Foreclosed	303,663.25
Other Public Works	1,951,226.27	Library and Education		Balance December 31, 1990	21,156.59
HEALTH and WELFARE		Conservation		TAX TITLE LIENS OUTSTANDING	
Health Services Except Environmental	625,190.00	All Other		Balance January 1, 1990	41,072.69
Welfare-Public Assistance	195,457.00	CAPITAL DEBT AUTHORIZED, DECEMBER 31, 1990		Transfer From Taxes	622,988.58
Hospital, Clinics, First Aid	5,500.00	ISSUED AND UNISSUED		Redeemed in 1990	43,367.32
Animal, Insect, & Rodent Control	64,332.00	School		Cancelled, Abated or Adjusted (1990)	
Other Welfare Services		Self-Liquidating		Transfers to Foreclosed Property	
RECREATION and CONSERVATION		Other	23,456,194	Balance December 31, 1990	620,693.95
Beaches and Boardwalks		Total	33,411,715	PROPERTY ACQUIRED BY DEED OR FORECLOSURE	
Parks, Playgrounds, Shade Trees	554,508.00	ISSUED AND OUTSTANDING		Balance January 1, 1990	317,482.00
Land Reclamation & Conservation	147,200.00	School		Transfers From Taxes or Liens	
Other Recreational Services	153,093.00	Self-Liquidating		Sale for Cash (1990)	
EDUCATION (excluding schools)		Other		Cancelled, Abated or Adjusted (1990)	
Libraries	1,100,000.00	Total	16,083,000.00	Balance December 31, 1990	317,482.00
Other Educational Services	200.00	EQUALIZED VALUATION BASIS		CURRENT FINANCES DECEMBER 31, 1990	
STATUTORY EXPENDITURES		FOR NET DEBT COMPUTATION	2,786,647,055	ASSETS	
Pensions & F. I. C. A.	2,278,183.00	REAL PROPERTY VALUATIONS		Cash Dec. 31, 1990	10,795,683.21
Employee Fringe Benefits	1,872,361.00	Code Class # of Parcels % VAL'N		Taxes Receivable	1,984,670.72
Other Statutory Expenditures	1.00	1 Vacant Land 831 2.72	39,470,400.00	Tax Title Liens	620,693.95
CETA And Other Public Employment Programs		2 Residential 11124 74.98	1,088,419,600.00	Foreclosed Property	317,482.00
MUNICIPAL FUNCTIONS TOTAL	27,403,318.24	3 Farm 2 .01	169,700.00	Emergencies & Other Deferred Charges	27,800.00
CAPITAL IMPROVEMENTS *MEMO*	99,867.96	4a Commercial 425 16.27	236,176,500.00	State and Federal Aid Receivable	14,141.82
DEBT SERVICE		4b Industrial 55 1.60	23,276,100.00	Other Receivables	496,214.52
Principal Payments	1,284,000.00	4c Apartments 45 4.41	64,056,300.00	Total	14,256,686.22
Interest Payments	1,093,085.36	Total 12482	1,451,568,600.00	LIABILITIES, RESERVES, AND SURPLUS	
DEFERRED CHARGES	66,854.04	Land Area 12.10 Sq. Miles		Cash Liabilities	7,308,867.40
SCHOOL, COUNTY, SPECIAL DISTRICT TAXES	47,195,823.80	Net Valuation Taxable-Municipal	1,459,090,400	Reserves for Receivables	3,419,061.19
RESERVE FOR UNCOLLECTED TAXES	2,100,134.00	Net Valuation Taxable-County	2,932,950,836	Surplus Dec. 31, 1990	3,528,757.63
EXPENDITURES TOTAL	79,148,215.44	State Equalized Valuation	2,930,535,493	Total	14,256,686.22
		State Equalization Ratio	49.66		

1616

Population 1980 **11,293**  
 Population 1990 **10,982**  
 S & P Rating  
 Moody Rating **A**

General Tax Rate Per \$100. **3.67**  
 State Equalized Tax Rate **1.73**

**WEST PATERSON BOROUGH - PASSAIC CO.**  
 Form of Government  
**Small Municipality Plan C (OMCL 50)**  
 Number of Members - 7

PER CAPITA:  
 Gross Debt **1,052.13**  
 Net Debt **917.06**  
 Debt Service **86.48**  
 Total Tax Levy **1,389.11**  
 Municipal Expenditures **550.29**

PER CENT:  
 Gross Debt **1.38**  
 Net Debt **1.20**  
 Tax Levy Collected **98.02**  
 Tax Levy Cancelled, Abated or Adjusted **.05**

EXPENDITURES		REVENUES-REALIZED		1990 PROPERTY TAX	
<b>GENERAL GOVERNMENT</b>				<b>STATE EQUALIZED TAX RATE</b>	
Governing Body & Public Boards	24,748.00	1990 Property Taxes Collected	14,980,834.88	Local District School Taxes	5,032,472.00
Municipal Clerk		1990 Payments in Lieu of Taxes		Regional & Consolidated School Tax	2,564,178.44
Financial Administration	35,250.00	Delinquent Tax & Lien Collections	276,231.07	School Taxes in Municipal Budget	
Assessment of Taxes	17,171.00	Business Personalty Replacement Taxes	217,273.68	County Taxes	4,175,873.92
Collection of Taxes	55,204.00	Taxes from Public Utilities	467,207.00	County Library Taxes	
Planning, Housing & Development	47,337.32	Other Miscellaneous Tax Revenues		Local Municipal Purpose Taxes	3,387,899.23
Human Resources	82,205.33	State Aid Revenues	86,629.42	Veteran & Senior Citizen Taxes	127,000.00
Elections	90,658.00	Federal Aid Revenues		Total Taxes for Rate Computation	15,287,423.59
General Administration (other)	342,327.34	State and Local Fiscal Assistance Act Utilized		Special District Taxes	
<b>JUDICIARY</b>		Sale of Acquired Property		Bank Corp. Taxes	
Municipal Courts	70,751.25	Other Miscellaneous Revenues	794,491.70	Added and Omitted Taxes	94,786.91
<b>PUBLIC SAFETY</b>		Total	16,822,667.75	Total Taxes Levied - ABSTRACT	15,255,210.50
Fire Protection	120,552.29	Prior Years Surplus Appropriated	635,000.00	Total Taxes Billed	15,283,511.28
Police Protection	1,014,054.27	<b>REVENUES TOTAL</b>	<b>17,457,667.75</b>	1990 TAXES COLLECTED	14,980,834.88
Civil Defense & Disaster Control	2,500.00	Reserve For Uncollected Taxes	593,649.34	1990 Taxes Cancelled, Abated or Adjusted	7,129.98
Environmental Inspection & Control	67,490.89	<b>CAPITAL OUTLAY TOTAL</b>	<b>605,721.02</b>	Transfer to Tax Title Liens or Foreclosed	30,336.22
Other Public Safety				Balance Outstanding Dec. 31, 1990	265,210.20
<b>PUBLIC WORKS</b>				<b>PRIOR YEARS TAXES OUTSTANDING</b>	
Streets and Drainage	330,992.59	Public Enterprises		Balance January 1, 1990	276,231.08
Sewers and Sewage Processing	489,275.00	Recreation-Culture		Collected in 1990	276,231.07
Garbage and Trash Disposal	771,875.00	Public Works	581,210.32	Cancelled, Abated or Adjusted 1990	.01
Public Buildings and Grounds	40,283.65	Buildings and Grounds	24,510.70	Transfers to Tax Title Liens or Foreclosed	
Other Public Works	92,134.00	Library and Education		Balance December 31, 1990	
<b>HEALTH and WELFARE</b>		Conservation		<b>TAX TITLE LIENS OUTSTANDING</b>	
Health Services Except Environmental	21,372.63	All Other		Balance January 1, 1990	58,397.97
Welfare-Public Assistance	3,950.00	<b>CAPITAL DEBT AUTHORIZED, DECEMBER 31, 1990</b>		Transfer From Taxes	30,336.22
Hospital, Clinics, First Aid		<b>ISSUED AND UNISSUED</b>		Redeemed in 1990	
Animal, Insect, & Rodent Control	5,415.00	School	1,483,368	Cancelled, Abated or Adjusted (1990)	
Other Welfare Services		Self-Liquidating		Transfers to Foreclosed Property	
<b>RECREATION and CONSERVATION</b>		Other	10,071,103	Balance December 31, 1990	88,734.19
Beaches and Boardwalks		Total	11,554,471	<b>PROPERTY ACQUIRED BY DEED OR FORECLOSURE</b>	
Parks, Playgrounds, Shade Trees	48,500.00	<b>ISSUED AND OUTSTANDING</b>		Balance January 1, 1990	288,000.00
Land Reclamation & Conservation	7,879.46	School	1,433,266.07	Transfers From Taxes or Liens	
Other Recreational Services	14,700.00	Self-Liquidating		Sale for Cash (1990)	
<b>EDUCATION (excluding schools)</b>		Other	8,454,579.00	Cancelled, Abated or Adjusted (1990)	
Libraries	245,362.10	Total	9,887,845.07	Balance December 31, 1990	288,000.00
Other Educational Services		<b>EQUALIZED VALUATION BASIS</b>		<b>CURRENT FINANCES DECEMBER 31, 1990</b>	
<b>STATUTORY EXPENDITURES</b>		<b>FOR NET DEBT COMPUTATION</b>	<b>840,049,374</b>	<b>ASSETS</b>	
Pensions & F. L. C. A.	236,135.00	<b>REAL PROPERTY VALUATIONS</b>		Cash Dec. 31, 1990	1,064,928.51
Employee Fringe Benefits	169,500.00	Code Class # of Parcels % VAL'N		Taxes Receivable	265,210.20
Other Statutory Expenditures	2.00	1 Vacant Land 127 3.83	15,845,000.00	Tax Title Liens	88,734.19
<b>CETA And Other Public Employment Programs</b>		2 Residential 2749 63.38	261,949,455.00	Foreclosed Property	288,000.00
<b>MUNICIPAL FUNCTIONS TOTAL</b>	<b>4,447,676.12</b>	3 Farm		Emergencies & Other Deferred Charges	56,734.00
<b>CAPITAL IMPROVEMENTS *MEMO*</b>	<b>5,000.00</b>	4a Commercial 178 20.01	82,689,500.00	State and Federal Aid Receivable	13,239.05
<b>DEBT SERVICE</b>		4b Industrial 29 7.56	31,247,800.00	Other Receivables	7,517.50
Principal Payments	500,000.00	4c Apartments 6 5.21	21,538,500.00	Total	1,784,463.45
Interest Payments	449,726.56	Total 3089	413,270,255.00	<b>LIABILITIES, RESERVES, AND SURPLUS</b>	
<b>DEFERRED CHARGES</b>	<b>52,252.49</b>	Land Area 2.95 Sq. Miles		Cash Liabilities	329,672.71
<b>SCHOOL, COUNTY, SPECIAL DISTRICT TAXES</b>	<b>11,772,524.36</b>	Net Valuation Taxable-Municipal	413,908,300	Reserves for Receivables	649,561.89
<b>RESERVE FOR UNCOLLECTED TAXES</b>	<b>593,649.34</b>	Net Valuation Taxable-County	942,248,998	Surplus Dec. 31, 1990	805,228.85
<b>EXPENDITURES TOTAL</b>	<b>17,815,828.87</b>	State Equalized Valuation	875,839,771	Total	1,784,463.45
		State Equalization Ratio	47.22		



0513	
Population 1980	360
Population 1990	453
S & P Rating	
Moady Rating	
General Tax Rate Per \$100.	1.78
State Equalized Tax Rate	1.62

# WEST WILDWOOD BORO. - CAPE MAY CO.

Form of Government  
Commission (1911)  
Number of Members - 3

PER CAPITA:		PER CENT:	
Gross Debt	888.63	Gross Debt	.85
Net Debt	495.70	Net Debt	.47
Debt Service	91.27	Tax Levy Collected	89.08
Total Tax Levy	1,949.19	Tax Levy Cancelled, Abated or Adjusted	.06
Municipal Expenditures	2,322.43		

EXPENDITURES		REVENUES-REALIZED		1990 PROPERTY TAX	
GENERAL GOVERNMENT				STATE EQUALIZED TAX RATE	
Governing Body & Public Boards				Local District School Taxes	234,148.32
Municipal Clerk				Regional & Consolidated School Tax	
Financial Administration	700.00	1990 Property Taxes Collected	786,794.70	School Taxes in Municipal Budget	
Assessment of Taxes	9,800.00	1990 Payments in Lieu of Taxes		County Taxes	* 202,939.31
Collection of Taxes	8,255.00	Delinquent Tax & Lien Collections	73,207.84	County Library Taxes	10,098.55
Planning, Housing & Development	1,800.00	Business Personalty Replacement Taxes	2,567.20	Local Municipal Purpose Taxes	425,000.00
Human Resources	30,857.00	Taxes from Public Utilities	41,825.00	Veteran & Senior Citizen Taxes	11,800.00
Elections	1,300.00	Other Miscellaneous Tax Revenues		Total Taxes for Rate Computation	883,986.18
General Administration (other)	186,504.00	State Aid Revenues	137,633.97	Special District Taxes	
JUDICIARY		Federal Aid Revenues		Bank Corp. Taxes	
Municipal Courts	9,000.00	State and Local Fiscal Assistance Act Utilized		Added and Omitted Taxes	10,795.55
PUBLIC SAFETY		Sale of Acquired Property		Total Taxes Levied - ABSTRACT	882,981.73
Fire Protection	12,050.00	Other Miscellaneous Revenues	296,823.20	Total Taxes Billed	883,239.57
Police Protection	70,124.00		Total	1990 TAXES COLLECTED	786,794.70
Civil Defense & Disaster Control		Prior Years Surplus Appropriated	140,000.00	1990 Taxes Cancelled, Abated or Adjusted	541.49
Environmental Inspection & Control	17,300.00	REVENUES TOTAL	1,478,851.91	Transfer to Tax Title Liens or Foreclosed	14,329.00
Other Public Safety		Reserve For Uncollected Taxes	110,215.00	Balance Outstanding Dec. 31, 1990	81,574.38
PUBLIC WORKS		CAPITAL OUTLAY TOTAL	33,639.80	PRIOR YEARS TAXES OUTSTANDING	
Streets and Drainage	220,490.00			Balance January 1, 1990	69,391.64
Sewers and Sewage Processing	237,000.00	Public Enterprises	96.00	Collected in 1990	67,403.91
Garbage and Trash Disposal	28,000.00	Recreation-Culture		Cancelled, Abated or Adjusted 1990	
Public Buildings and Grounds	8,500.00	Public Works		Transfers to Tax Title Liens or Foreclosed	
Other Public Works	14,500.00	Buildings and Grounds	33,543.80	Balance December 31, 1990	1,987.73
HEALTH and WELFARE		Library and Education		TAX TITLE LIENS OUTSTANDING	
Health Services Except Environmental	50.00	Conservation		Balance January 1, 1990	27,523.61
Welfare-Public Assistance	2,750.00	All Other		Transfer From Taxes	14,329.00
Hospital, Clinics, First Aid		CAPITAL DEBT AUTHORIZED, DECEMBER 31, 1990		Redeemed in 1990	5,803.93
Animal, Insect, & Radent Control	500.00	ISSUED AND UNISSUED		Cancelled, Abated or Adjusted (1990)	
Other Welfare Services		GROSS DEBT		Transfers to Foreclosed Property	
RECREATION and CONSERVATION		NET DEBT		Balance December 31, 1990	36,048.68
Beaches and Boardwalks		School	178,000	PROPERTY ACQUIRED BY DEED OR FORECLOSURE	
Parks, Playgrounds, Shade Trees		Self-Liquidating	224,550	Balance January 1, 1990	
Land Reclamation & Conservation	1,419.39	Other	402,550	Transfers From Taxes or Liens	
Other Recreational Services		Total	224,550	Sale for Cash (1990)	
EDUCATION (excluding schools)		ISSUED AND OUTSTANDING		Cancelled, Abated or Adjusted (1990)	
Libraries		School	103,000.00	Balance December 31, 1990	
Other Educational Services		Self-Liquidating	137,000.00	CURRENT FINANCES DECEMBER 31, 1990	
STATUTORY EXPENDITURES		Other	240,000.00	ASSETS	
Pensions & F. I. C. A.	31,500.00	Total	47,285,887	Cash Dec. 31, 1990	242,007.35
Employee Fringe Benefits		EQUALIZED VALUATION BASIS		Taxes Receivable	83,562.11
Other Statutory Expenditures	2,099.75	FOR NET DEBT COMPUTATION		Tax Title Liens	36,048.68
CETA And Other Public Employment Programs		REAL PROPERTY VALUATIONS		Foreclosed Property	
MUNICIPAL FUNCTIONS TOTAL	894,499.14	Code Class # of Parcels % VAL'N	ASSESSED VALUATION	Emergencies & Other Deferred Charges	18,000.00
CAPITAL IMPROVEMENTS *MEMO*	2,500.00	1 Vacant Land 228 7.97	3,900,700.00	State and Federal Aid Receivable	121,296.45
DEBT SERVICE		2 Residential 602 85.28	41,746,500.00	Other Receivables	116,102.45
Principal Payments	30,000.00	3 Farm 14 3.79	1,852,900.00	Total	617,017.04
Interest Payments	11,345.25	4a Commercial 14 3.79	1,450,600.00	LIABILITIES, RESERVES, AND SURPLUS	
DEFERRED CHARGES	6,000.00	4b Industrial 6 2.96	48,950,700.00	Cash Liabilities	235,403.78
SCHOOL, COUNTY, SPECIAL DISTRICT TAXES	447,186.18	Total 850		Reserves for Receivables	231,751.84
RESERVE FOR UNCOLLECTED TAXES	110,215.00	Land Area 40 Sq. Miles	49,013,709	Surplus Dec. 31, 1990	149,861.42
EXPENDITURES TOTAL	1,499,245.57	Net Valuation Taxable-Municipal	48,109,231	Total	617,017.04
		Net Valuation Taxable-County	53,778,251		
		State Equalized Valuation	91.13		
		State Equalization Ratio			

\*Includes County Health Service Taxes, County Vocational School Taxes, or County Open Space Tax. See Table 13.

1113  
 Population 1980 8,542  
 Population 1990 16,021  
 S & P Rating  
 Moody Rating AA  
 General Tax Rate Per \$100. 4.06  
 State Equalized Tax Rate 1.72

WEST WINDSOR TOWNSHIP - MERCER CO.  
 Form of Government  
 Township Committee  
 Number of Members - 5

PER CAPITA:  
 Gross Debt 1,771.20  
 Net Debt 1,087.05  
 Debt Service 113.52  
 Total Tax Levy 2,297.29  
 Municipal Expenditures 854.84  
 PER CENT:  
 Gross Debt 1.76  
 Net Debt 1.08  
 Tax Levy Collected 126.78  
 Tax Levy Cancelled, Abated or Adjusted .54

EXPENDITURES		REVENUES-REALIZED		1990 PROPERTY TAX	
GENERAL GOVERNMENT				STATE EQUALIZED TAX RATE	
Governing Body & Public Boards	50,600.00			Local District School Taxes	
Municipal Clerk	269,155.00			Regional & Consolidated School Tax .93	
Financial Administration	274,388.80			School Taxes in Municipal Budget	
Assessment of Taxes	168,288.00			County Taxes .50	
Collection of Taxes	82,015.00			County Library Taxes .64	
Planning, Housing & Development	681,623.00			Local Municipal Purpose Taxes .25	
Human Resources	108,923.00			Veteran & Senior Citizen Taxes	
Elections	16,200.00			Total Taxes for Rate Computation 1.72	
General Administration (other)	849,437.00			Special District Taxes	
JUDICIARY				Bank Corp. Taxes	
Municipal Courts	138,259.00			Added and Omitted Taxes	
PUBLIC SAFETY				Total Taxes Levied - ABSTRACT	
Fire Protection	520,627.20			Total Taxes Billed	
Police Protection	1,899,274.00			1990 TAXES COLLECTED	
Civil Defense & Disaster Control				1990 Taxes Cancelled, Abated or Adjusted	
Environmental Inspection & Control	386,181.00			Transfer to Tax Title Liens or Foreclosed	
Other Public Safety				Balance Outstanding Dec. 31, 1990	
PUBLIC WORKS				PRIOR YEARS TAXES OUTSTANDING	
Streets and Drainage	644,058.65			Balance January 1, 1990	
Sewers and Sewage Processing	795,038.00			Collected in 1990	
Gorbage and Trash Disposal	1,273,136.00			Cancelled, Abated or Adjusted 1990	
Public Buildings and Grounds	266,775.00			Transfers to Tax Title Liens or Foreclosed	
Other Public Works				Balance December 31, 1990	
HEALTH and WELFARE				TAX TITLE LIENS OUTSTANDING	
Health Services Except Environmental	483,231.00			Balance January 1, 1990	
Welfare-Public Assistance	34,345.00			Transfer From Taxes	
Hospital, Clinics, First Aid				Redeemed in 1990	
Animal, Insect, & Rodent Control	32,310.00			Cancelled, Abated or Adjusted (1990)	
Other Welfare Services				Transfers to Foreclosed Property	
RECREATION and CONSERVATION				Balance December 31, 1990	
Beaches and Boardwalks	6,800.00			PROPERTY ACQUIRED BY DEED OR FORECLOSURE	
Parks, Playgrounds, Shade Trees	29,175.00			Balance January 1, 1990	
Land Reclamation & Conservation	164,109.00			Transfers From Taxes or Liens	
Other Recreational Services				Sole for Cash (1990)	
EDUCATION (excluding schools)				Cancelled, Abated or Adjusted (1990)	
Libraries				Balance December 31, 1990	
Other Educational Services				CURRENT FINANCES DECEMBER 31, 1990	
STATUTORY EXPENDITURES				ASSETS	
Pensions & F. I. C. A.	661,369.00			Cash Dec. 31, 1990	
Employee Fringe Benefits	683,300.00			Taxes Receivable	
Other Statutory Expenditures				Tax Title Liens	
CETA And Other Public Employment Programs				Foreclosed Property	
MUNICIPAL FUNCTIONS TOTAL	10,516,617.65			Emergencies & Other Deferred Charges	
CAPITAL IMPROVEMENTS *MEMO*	341,830.00			State and Federal Aid Receivable	
DEBT SERVICE				Other Receivables	
Principal Payments	1,015,000.00			Total	
Interest Payments	803,726.00			LIABILITIES, RESERVES, AND SURPLUS	
DEFERRED CHARGES	445,250.00			Cosh Liabilities	
SCHOOL, COUNTY, SPECIAL DISTRICT TAXES	28,501,813.21			Reserves for Receivables	
RESERVE FOR UNCOLLECTED TAXES	914,784.26			Surplus Dec. 31, 1990	
EXPENDITURES TOTAL	42,197,191.12			Total	



0337  
 Population 1980 3,383  
 Population 1990 6,004  
 S & P Rating  
 Moody Rating A

General Tax Rate Per \$100. 2.39  
 State Equalized Tax Rate 2.42

WESTAMPTON TWP. - BURLINGTON CO.  
 Form of Government  
 Township Committee  
 Number of Members - 5

PER CAPITA:  
 Gross Debt 1,020.70  
 Net Debt 430.01  
 Debt Service 37.39  
 Total Tax Levy 1,173.07  
 Municipal Expenditures 511.49  
 PER CENT:  
 Gross Debt 2.40  
 Net Debt 1.01  
 Tax Levy Collected 95.60  
 Tax Levy Cancelled, Abated or Adjusted .37

EXPENDITURES		REVENUES-REALIZED		1990 PROPERTY TAX	
<b>GENERAL GOVERNMENT</b>				<b>STATE EQUALIZED TAX RATE</b>	
Governing Body & Public Boards		1990 Property Taxes Collected	6,733,608.00	Local District School Taxes	2,657,659.00
Municipal Clerk		1990 Payments in Lieu of Taxes		Regional & Consolidated School Tax	1,118,292.67
Financial Administration	50,251.00	Delinquent Tax & Lien Collections	109,586.00	School Taxes in Municipal Budget	
Assessment of Taxes	12,535.00	Business Personalty Replacement Taxes	45,081.00	County Taxes	1,614,707.18
Collection of Taxes	44,643.00	Taxes from Public Utilities	483,456.00	County Library Taxes	92,910.48
Planning, Housing & Development	18,038.00	Other Miscellaneous Tax Revenues		Local Municipal Purpose Taxes	1,351,704.00
Human Resources	54,251.00	State Aid Revenues	49,036.00	Veteran & Senior Citizen Taxes	30,050.00
Elections	1,766.00	Federal Aid Revenues		Total Taxes for Rate Computation	6,865,323.33
General Administration (other)	294,373.00	State and Local Fiscal Assistance Act Utilized		Special District Taxes	
<b>JUDICIARY</b>		Sale of Acquired Property		Bank Corp. Taxes	
Municipal Courts	119,176.00	Other Miscellaneous Revenues	702,058.00	Added and Omitted Taxes	207,840.00
<b>PUBLIC SAFETY</b>		Total	8,122,825.00	Total Taxes Levied - ABSTRACT	7,043,113.33
Fire Protection	126,253.00	Prior Years Surplus Appropriated	450,000.00	Total Taxes Billed	7,043,572.00
Police Protection	785,948.00	REVENUES TOTAL	8,572,825.00	1990 TAXES COLLECTED	6,733,608.00
Civil Defense & Disaster Control	2,000.00	Reserve For Uncollected Taxes	221,832.00	1990 Taxes Cancelled, Abated or Adjusted	25,727.00
Environmental Inspection & Control	74,000.00	<b>CAPITAL OUTLAY TOTAL</b>	1,174,606.00	Transfer to Tax Title Liens or Foreclosed	26,264.00
Other Public Safety				Balance Outstanding Dec. 31, 1990	257,973.00
<b>PUBLIC WORKS</b>				<b>PRIOR YEARS TAXES OUTSTANDING</b>	
Streets and Drainage	55,517.00	Public Enterprises		Balance January 1, 1990	190,784.00
Sewers and Sewage Processing	7,000.00	Recreation-Culture		Collected in 1990	109,586.00
Garbage and Trash Disposal	395,300.00	Public Works	542.00	Cancelled, Abated or Adjusted 1990	342.00
Public Buildings and Grounds	2,769.00	Buildings and Grounds	1,174,064.00	Transfers to Tax Title Liens or Foreclosed	22,455.00
Other Public Works	131,495.00	Library and Education		Balance December 31, 1990	58,401.00
<b>HEALTH and WELFARE</b>		Conservation		<b>TAX TITLE LIENS OUTSTANDING</b>	
Health Services Except Environmental	250.00	All Other		Balance January 1, 1990	15,810.00
Welfare-Public Assistance	7,900.00	<b>CAPITAL DEBT AUTHORIZED, DECEMBER 31, 1990</b>		Transfer From Taxes	51,398.00
Hospital, Clinics, First Aid		<b>ISSUED AND UNISSUED</b>		Redeemed in 1990	
Animal, Insect, & Rodent Control		School	3,535,047	Cancelled, Abated or Adjusted (1990)	
Other Welfare Services		Self-Liquidating		Transfers to Foreclosed Property	14,410.00
<b>RECREATION and CONSERVATION</b>		Other	2,593,225	Balance December 31, 1990	52,798.00
Beaches and Boardwalks		Total	6,128,272	<b>PROPERTY ACQUIRED BY DEED OR FORECLOSURE</b>	
Parks, Playgrounds, Shade Trees				Balance January 1, 1990	85,540.00
Land Reclamation & Conservation	64,295.00	<b>ISSUED AND OUTSTANDING</b>		Transfers From Taxes or Liens	14,410.00
Other Recreational Services	1,100.00	School	3,535,047.75	Sale for Cash (1990)	
<b>EDUCATION (excluding schools)</b>		Self-Liquidating		Cancelled, Abated or Adjusted (1990)	
Libraries		Other	2,593,225.00	Balance December 31, 1990	99,950.00
Other Educational Services		Total	6,128,272.75	<b>CURRENT FINANCES DECEMBER 31, 1990</b>	
<b>STATUTORY EXPENDITURES</b>		<b>EQUALIZED VALUATION BASIS</b>		<b>ASSETS</b>	
Pensions & F. I. C. A.	156,913.00	<b>FOR NET DEBT COMPUTATION</b>	255,070,873	Cash Dec. 31, 1990	2,036,999.00
Employee Fringe Benefits	160,000.00	<b>REAL PROPERTY VALUATIONS</b>		Taxes Receivable	316,374.00
Other Statutory Expenditures	8,000.00	<b>Code Class # of Parcels % VAL'N</b>		Tax Title Liens	52,798.00
CETA And Other Public Employment Programs		1 Vacant Land 247 4.60	13,057,650.00	Foreclosed Property	99,950.00
<b>MUNICIPAL FUNCTIONS TOTAL</b>	2,573,773.00	2 Residential 1986 78.15	221,760,660.00	Emergencies & Other Deferred Charges	
<b>CAPITAL IMPROVEMENTS *MEMO*</b>	120,000.00	3 Farm 110 2.49	7,064,700.00	State and Federal Aid Receivable	4,668.00
<b>DEBT SERVICE</b>		4a Commercial 71 9.02	25,592,300.00	Other Receivables	10,789.00
Principal Payments	205,010.00	4b Industrial 7 5.74	16,293,300.00	Total	2,521,578.00
Interest Payments	19,493.00	4c Apartments		<b>LIABILITIES, RESERVES, AND SURPLUS</b>	
		Total 2421	283,768,610.00	Cash Liabilities	
<b>DEFERRED CHARGES</b>	50,855.00	Land Area 11.04 Sq. Miles		Reserves for Receivables	1,513,414.00
SCHOOL, COUNTY, SPECIAL DISTRICT TAXES	5,483,569.33	Net Valuation Taxable-Municipal	286,013,882	Surplus Dec. 31, 1990	479,910.00
RESERVE FOR UNCOLLECTED TAXES	221,832.00	Net Valuation Taxable-County	277,532,946		528,254.00
<b>EXPENDITURES TOTAL</b>	8,554,532.33	State Equalized Valuation	282,510,566	Total	2,521,578.00
		State Equalization Ratio	101.25		

**2020**  
 Population 1980 **30,447**  
 Population 1990 **28,870**  
 S & P Rating  
 Moody Rating **AA**

General Tax Rate Per \$100. **2.93**  
 State Equalized Tax Rate **1.88**

**WESTFIELD TOWN - UNION COUNTY**  
 Form of Government  
**Special Charter (P.L. 1967 c. 195)**  
 Number of Members - 9

PER CAPITA:  
 Gross Debt **301.73**  
 Net Debt **266.22**  
 Debt Service **28.00**  
 Total Tax Levy **1,822.17**  
 Municipal Expenditures **622.65**  
 PER CENT:  
 Gross Debt **.33**  
 Net Debt **.29**  
 Tax Levy Collected **98.05**  
 Tax Levy Cancelled, Abated or Adjusted **.12**

EXPENDITURES		REVENUES-REALIZED		1990 PROPERTY TAX	
<b>GENERAL GOVERNMENT</b>				<b>STATE EQUALIZED TAX RATE</b>	
Governing Body & Public Boards		1990 Property Taxes Collected	51,591,443.51	Local District School Taxes	1.13
Municipal Clerk		1990 Payments in Lieu of Taxes	110,175.00	Regional & Consolidated School Tax	
Financial Administration	60,286.33	Delinquent Tax & Lien Collections	896,477.42	School Taxes in Municipal Budget	
Assessment of Taxes	78,400.00	Business Personalty Replacement Taxes	338,765.60	County Taxes	.41
Collection of Taxes	88,600.00	Taxes from Public Utilities	2,187,755.00	County Library Taxes	
Planning, Housing & Development	41,900.00	Other Miscellaneous Tax Revenues		Local Municipal Purpose Taxes	.33
Human Resources	127,325.34	State Aid Revenues	170,692.12	Veteran & Senior Citizen Taxes	
Elections		Federal Aid Revenues		Total Taxes for Rate Computation	1.87
General Administration (other)	1,675,700.00	State and Local Fiscal Assistance Act Utilized		Special District Taxes	
<b>JUDICIARY</b>		Sale of Acquired Property		Bank Corp. Taxes	
Municipal Courts	172,500.00	Other Miscellaneous Revenues	4,500,865.38	Added and Omitted Taxes	
<b>PUBLIC SAFETY</b>		Total	59,796,174.03	Total Taxes Levied - ABSTRACT	
Fire Protection	2,152,498.00	Prior Years Surplus Appropriated	1,700,000.00	Total Taxes Billed	
Police Protection	3,120,047.35	REVENUES	61,496,174.03	1990 TAXES COLLECTED	
Civil Defense & Disaster Control	400.00	Reserve For Uncollected Taxes	1,500,000.00	1990 Taxes Cancelled, Abated or Adjusted	
Environmental Inspection & Control	198,562.00	<b>CAPITAL OUTLAY</b>	<b>TOTAL</b>	Transfer to Tax Title Liens or Foreclosed	
Other Public Safety			981,320.03	Balance Outstanding Dec. 31, 1990	
<b>PUBLIC WORKS</b>		Public Enterprises	383,085.01	<b>PRIOR YEARS TAXES OUTSTANDING</b>	
Streets and Drainage	1,080,400.00	Recreation-Culture	83,431.76	Balance January 1, 1990	
Sewers and Sewage Processing	1,980,500.00	Public Works	271,240.58	Collected in 1990	
Garbage and Trash Disposal		Buildings and Grounds	243,562.68	Cancelled, Abated or Adjusted 1990	
Public Buildings and Grounds	221,800.00	Library and Education		Transfers to Tax Title Liens or Foreclosed	
Other Public Works		Conservation		Balance December 31, 1990	
<b>HEALTH and WELFARE</b>		All Other		<b>TAX TITLE LIENS OUTSTANDING</b>	
Health Services Except Environmental	239,381.00	<b>CAPITAL DEBT AUTHORIZED, DECEMBER 31, 1990</b>		Balance January 1, 1990	
Welfare-Public Assistance	58,500.00	ISSUED AND UNISSUED	GROSS DEBT	Transfer From Taxes	
Hospital, Clinics, First Aid		School	514,400	Redeemed in 1990	
Animal, Insect, & Rodent Control	12,500.00	Self-Liquidating	580,000	Cancelled, Abated or Adjusted (1990)	
Other Welfare Services		Other	7,616,536	Transfers to Foreclosed Property	
<b>RECREATION and CONSERVATION</b>		Total	8,710,936	Balance December 31, 1990	
Beaches and Boardwalks	638,600.00	ISSUED AND OUTSTANDING		<b>PROPERTY ACQUIRED BY DEED OR FORECLOSURE</b>	
Parks, Playgrounds, Shade Trees		School	514,400.00	Balance January 1, 1990	
Land Reclamation & Conservation	207,550.00	Self-Liquidating	5,816,000.00	Transfers From Taxes or Liens	
Other Recreational Services		Other	6,330,400.00	Sale for Cash (1990)	
<b>EDUCATION (excluding schools)</b>		Total	6,330,400.00	Cancelled, Abated or Adjusted (1990)	
Libraries	803,350.00	EQUALIZED VALUATION BASIS		Balance December 31, 1990	
Other Educational Services		FOR NET DEBT COMPUTATION	2,674,946,793	<b>CURRENT FINANCES DECEMBER 31, 1990</b>	
<b>STATUTORY EXPENDITURES</b>		REAL PROPERTY VALUATIONS		ASSETS	
Pensions & F. I. C. A.	1,131,490.99	Code Class # of Parcels % VAL'N	ASSESSED VALUATION	Cash Dec. 31, 1990	
Employee Fringe Benefits	1,143,700.00	1 Vacant Land 307 .63	11,283,100.00	Taxes Receivable	
Other Statutory Expenditures		2 Residential 8991 87.58	1,560,543,700.00	Tax Title Liens	
CETA And Other Public Employment Programs		3 Farm 2	3,100.00	Foreclosed Property	
<b>MUNICIPAL FUNCTIONS</b>		4a Commercial 411 10.15	180,776,700.00	Emergencies & Other Deferred Charges	
<b>CAPITAL IMPROVEMENTS</b>		4b Industrial 6 .29	5,191,900.00	State and Federal Aid Receivable	
<b>DEBT SERVICE</b>		4c Apartments 10 1.35	24,057,900.00	Other Receivables	
Principal Payments	450,000.00	Total 9727	1,781,866,400.00	Total	
Interest Payments	358,228.00	Land Area 6.50 Sq. Miles		<b>LIABILITIES, RESERVES, AND SURPLUS</b>	
<b>DEFERRED CHARGES</b>		Net Valuation Taxable-Municipal	1,791,271,553	Cash Liabilities	
SCHOOL, COUNTY, SPECIAL DISTRICT TAXES	43,168,258.68	Net Valuation Taxable-County	2,717,165,743	Reserves for Receivables	
RESERVE FOR UNCOLLECTED TAXES	1,500,000.00	State Equalized Valuation	2,793,571,403	Surplus Dec. 31, 1990	
<b>EXPENDITURES</b>	<b>TOTAL</b>	State Equalization Ratio	64.00	Total	



0821

Population 1980 **4,786**  
 Population 1990 **4,573**  
 S & P Rating  
 Moody Rating **BAA**

General Tax Rate Per \$100. **3.43**  
 State Equalized Tax Rate **2.53**

**WESTVILLE BOROUGH - GLOUCESTER CO.**  
**Form of Government**  
**Borough Council**  
**Number of Members - 6**

PER CAPITA:  
 Gross Debt **675.32**  
 Net Debt **279.47**  
 Debt Service **35.23**  
 Total Tax Levy **828.41**  
 Municipal Expenditures **568.08**

PER CENT:  
 Gross Debt **2.49**  
 Net Debt **1.03**  
 Tax Levy Collected **96.56**  
 Tax Levy Cancelled, Abated or Adjusted

EXPENDITURES		REVENUES-REALIZED		1990 PROPERTY TAX	
<b>GENERAL GOVERNMENT</b>				<b>STATE EQUALIZED TAX RATE</b>	
Governing Body & Public Boards	54,746.07	1990 Property Taxes Collected	3,667,821.48	Local District School Taxes	698,503.08
Municipal Clerk	29,948.31	1990 Payments in Lieu of Taxes		Regional & Consolidated School Tax	763,267.52
Financial Administration	9,219.20	Delinquent Tax & Lien Collections	128,815.35	School Taxes in Municipal Budget	
Assessment of Taxes	25,608.55	Business Personalty Replacement Taxes	45,409.08	County Taxes	905,292.61
Collection of Taxes	157,320.25	Taxes from Public Utilities	243,732.00	County Library Taxes	
Planning, Housing & Development	31,701.67	Other Miscellaneous Tax Revenues	334,656.43	Local Municipal Purpose Taxes	1,219,941.80
Human Resources	32,395.05	State Aid Revenues		Veteran & Senior Citizen Taxes	72,350.00
Elections	298,559.28	Federal Aid Revenues		Total Taxes for Rate Computation	3,659,355.01
General Administration (other)		State and Local Fiscal Assistance Act Utilized		Special District Taxes	188,424.36
<b>JUDICIARY</b>		Sale of Acquired Property		Bank Corp. Taxes	
Municipal Courts	38,404.06	Other Miscellaneous Revenues	691,732.40	Added and Omitted Taxes	12,911.65
<b>PUBLIC SAFETY</b>		Total	5,112,166.74	Total Taxes Levied - ABSTRACT	3,788,341.02
Fire Protection	1,058.00	Prior Years Surplus Appropriated	150,000.00	Total Taxes Billed	3,798,595.24
Police Protection	416,022.42	REVENUES	5,262,166.74	1990 TAXES COLLECTED	3,667,821.48
Civil Defense & Disaster Control	845.97	Reserve For Uncollected Taxes	152,596.65	1990 Taxes Cancelled, Abated or Adjusted	2.05
Environmental Inspection & Control	19,737.59	CAPITAL OUTLAY	322,118.75	Transfer to Tax Title Liens or Foreclosed	3,022.78
Other Public Safety		TOTAL	322,118.75	Balance Outstanding Dec. 31, 1990	127,748.93
<b>PUBLIC WORKS</b>				<b>PRIOR YEARS TAXES OUTSTANDING</b>	
Streets and Drainage	240,130.27	Public Enterprises	30,038.91	Balance January 1, 1990	131,731.50
Sewers and Sewage Processing	220,022.54	Recreation—Culture		Collected in 1990	128,815.35
Garbage and Trash Disposal	294,423.57	Public Works		Cancelled, Abated or Adjusted 1990	
Public Buildings and Grounds	6,125.57	Buildings and Grounds	292,079.84	Transfers to Tax Title Liens or Foreclosed	1,863.88
Other Public Works	21,134.10	Library and Education		Balance December 31, 1990	1,052.27
<b>HEALTH and WELFARE</b>		Conservation		<b>TAX TITLE LIENS OUTSTANDING</b>	
Health Services Except Environmental	821.03	All Other		Balance January 1, 1990	4,638.82
Welfare-Public Assistance	8,571.97	CAPITAL DEBT AUTHORIZED, DECEMBER 31, 1990		Transfer From Taxes	4,958.93
Hospital, Clinics, First Aid		ISSUED AND UNISSUED		Redeemed in 1990	
Animal, Insect, & Rodent Control	1,000.00	School	812,732	Cancelled, Abated or Adjusted (1990)	
Other Welfare Services		Self-Liquidating	997,491	Transfers to Foreclosed Property	
<b>RECREATION and CONSERVATION</b>		Other	1,278,027	Balance December 31, 1990	9,597.75
Beaches and Boardwalks		Total	3,088,250	<b>PROPERTY ACQUIRED BY DEED OR FORECLOSURE</b>	
Parks, Playgrounds, Shade Trees	78,934.48	ISSUED AND OUTSTANDING		Balance January 1, 1990	29,150.00
Land Reclamation & Conservation	500.00	School	812,732.98	Transfers From Taxes or Liens	
Other Recreational Services	9,224.00	Self-Liquidating	961,087.84	Sale for Cash (1990)	
<b>EDUCATION (excluding schools)</b>		Other	1,276,094.00	Cancelled, Abated or Adjusted (1990)	
Libraries	42,258.07	Total	3,049,914.82	Balance December 31, 1990	29,150.00
Other Educational Services		<b>EQUALIZED VALUATION BASIS</b>		<b>CURRENT FINANCES DECEMBER 31, 1990</b>	
<b>STATUTORY EXPENDITURES</b>		FOR NET DEBT COMPUTATION	124,090,179	<b>ASSETS</b>	
Pensions & F. I. C. A.	132,378.40	<b>REAL PROPERTY VALUATIONS</b>		Cash Dec. 31, 1990	567,109.94
Employee Fringe Benefits	49,310.00	Code Class # of Parcels % VAL'N		Taxes Receivable	128,801.20
Other Statutory Expenditures		1 Vacant Land 94 1.06	1,099,800.00	Tax Title Liens	9,597.75
CETA And Other Public Employment Programs		2 Residential 1372 69.39	72,114,600.00	Foreclosed Property	29,150.00
<b>MUNICIPAL FUNCTIONS</b>		3 Farm 116 15.41	16,017,600.00	Emergencies & Other Deferred Charges	13,403.00
<b>CAPITAL IMPROVEMENTS</b>		4a Commercial 18 8.76	9,100,100.00	State and Federal Aid Receivable	
<b>DEBT SERVICE</b>		4c Apartments 11 5.39	5,598,800.00	Other Receivables	154,679.25
Principal Payments	67,595.00	Total	103,930,900.00	Total	902,741.14
Interest Payments	93,497.45	Land Area 1.21 Sq. Miles		<b>LIABILITIES, RESERVES, AND SURPLUS</b>	
<b>DEFERRED CHARGES</b>		Net Valuation Taxable-Municipal	104,592,100	Cash Liabilities	229,343.09
SCHOOL, COUNTY, SPECIAL DISTRICT TAXES	2,555,437.57	Net Valuation Taxable-County	127,973,082	Reserves for Receivables	322,228.20
RESERVE FOR UNCOLLECTED TAXES	152,596.65	State Equalized Valuation	141,355,528	Surplus Dec. 31, 1990	351,169.85
<b>EXPENDITURES</b>		State Equalization Ratio	73.87	Total	902,741.14
<b>TOTAL</b>	5,153,299.59				

0267

Population 1980 **10,714**  
 Population 1990 **10,446**  
 S & P Rating  
 Moody Rating **A1**

General Tax Rate Per \$100. **2.26**  
 State Equalized Tax Rate **1.65**

**WESTWOOD BOROUGH - BERGEN COUNTY**  
 Form of Government  
**Borough Council**  
 Number of Members - 6

PER CAPITA:  
 Gross Debt **560.98**  
 Net Debt **546.65**  
 Debt Service **26.59**  
 Total Tax Levy **1,386.54**  
 Municipal Expenditures **683.53**

PER CENT:  
 Gross Debt **.69**  
 Net Debt **.68**  
 Tax Levy Collected **97.20**  
 Tax Levy Cancelled, Abated or Adjusted **.08**

EXPENDITURES		REVENUES-REALIZED		1990 PROPERTY TAX	
<b>GENERAL GOVERNMENT</b>				<b>STATE EQUALIZED TAX RATE</b> <span style="float: right;">▼</span>	
Governing Body & Public Boards	7,500.00	1990 Property Taxes Collected		Local District School Taxes	
Municipal Clerk		14,090,634.86		Regional & Consolidated School Tax	.83
Financial Administration	33,746.00	1990 Payments in Lieu of Taxes		School Taxes in Municipal Budget	
Assessment of Taxes	46,701.00	68,979.00		County Taxes	.24
Collection of Taxes	81,702.00	Delinquent Tax & Lien Collections		County Library Taxes	
Planning, Housing & Development	23,330.00	316,525.00		Local Municipal Purpose Taxes	.58
Human Resources	71,251.00	Business Penalty Replacement Taxes		Veteran & Senior Citizen Taxes	
Elections	2,900.00	177,691.00		Total Taxes for Rate Computation	1.65
General Administration (other)	477,965.00	Taxes from Public Utilities		Special District Taxes	
<b>JUDICIARY</b>		794,212.00		Bank Corp. Taxes	
Municipal Courts	71,954.00	Other Miscellaneous Tax Revenues		Added and Omitted Taxes	
<b>PUBLIC SAFETY</b>		147,001.00		Total Taxes Levied - ABSTRACT	38,161.25
Fire Protection	222,424.00	Federal Aid Revenues		Total Taxes Billed	14,483,799.03
Police Protection	1,323,468.00	State and Local Fiscal Assistance Act Utilized		1990 TAXES COLLECTED	
Civil Defense & Disaster Control	300.00	Sale of Acquired Property		1990 Taxes Cancelled, Abated or Adjusted	11,854.08
Environmental Inspection & Control	63,047.00	Other Miscellaneous Revenues		Transfer to Tax Title Liens or Foreclosed	57,159.92
Other Public Safety		810,717.14		Balance Outstanding Dec. 31, 1990	337,600.22
<b>PUBLIC WORKS</b>		Total		<b>PRIOR YEARS TAXES OUTSTANDING</b>	
Streets and Drainage	599,905.00	16,405,760.00		Balance January 1, 1990	358,024.37
Sewers and Sewage Processing	651,630.00	Prior Years Surplus Appropriated		Collected in 1990	314,401.57
Garbage and Trash Disposal	1,295,438.00	REVENUES		Cancelled, Abated or Adjusted 1990	9,579.49
Public Buildings and Grounds	110,437.81	TOTAL		Transfers to Tax Title Liens or Foreclosed	34,043.31
Other Public Works		16,787,709.00		Balance December 31, 1990	
<b>HEALTH and WELFARE</b>		CAPITAL OUTLAY		<b>TAX TITLE LIENS OUTSTANDING</b>	
Health Services Except Environmental	96,429.00	Public Enterprises		Balance January 1, 1990	119,407.45
Welfare-Public Assistance	34,480.00	Recreation-Culture		Transfer From Taxes	98,691.87
Hospital, Clinics, First Aid		1,731.96		Redeemed in 1990	2,123.91
Animal, Insect, & Rodent Control	11,000.00	Public Works		Cancelled, Abated or Adjusted (1990)	
Other Welfare Services		187,254.41		Transfers to Foreclosed Property	
<b>RECREATION and CONSERVATION</b>		Buildings and Grounds		Balance December 31, 1990	215,975.41
Beaches and Boardwalks		639,624.60		<b>PROPERTY ACQUIRED BY DEED OR FORECLOSURE</b>	
Parks, Playgrounds, Shade Trees	1,925.00	Library and Education		Balance January 1, 1990	80,500.00
Land Reclamation & Conservation	69,087.00	Conservation		Transfers From Taxes or Liens	
Other Recreational Services	146,308.00	All Other		Sale for Cash (1990)	
<b>EDUCATION (excluding schools)</b>				Cancelled, Abated or Adjusted (1990)	
Libraries	272,971.00	CAPITAL DEBT AUTHORIZED, DECEMBER 31, 1990		Balance December 31, 1990	80,500.00
Other Educational Services	100.00	ISSUED AND UNISSUED		<b>CURRENT FINANCES DECEMBER 31, 1990</b>	
<b>STATUTORY EXPENDITURES</b>		GROSS DEBT		<b>ASSETS</b>	
Pensions & F. I. C. A.	365,666.00	NET DEBT		Cash Dec. 31, 1990	977,641.00
Employee Fringe Benefits	365,568.00			Taxes Receivable	337,600.22
Other Statutory Expenditures	1.00			Tax Title Liens	215,975.41
<b>CETA And Other Public Employment Programs</b>				Foreclosed Property	80,500.00
<b>MUNICIPAL FUNCTIONS</b>				Emergencies & Other Deferred Charges	
<b>CAPITAL IMPROVEMENTS</b>				State and Federal Aid Receivable	
<b>DEBT SERVICE</b>				Other Receivables	35,681.37
Principal Payments	127,000.00			Total	1,647,398.00
Interest Payments	150,733.00			<b>LIABILITIES, RESERVES, AND SURPLUS</b>	
<b>DEFERRED CHARGES</b>				Cash Liabilities	567,458.00
SCHOOL, COUNTY, SPECIAL DISTRICT TAXES	28,294.00			Reserves for Receivables	669,757.00
RESERVE FOR UNCOLLECTED TAXES	9,372,994.82			Surplus Dec. 31, 1990	410,183.00
<b>EXPENDITURES</b>				Total	1,647,398.00
TOTAL	16,513,134.63				



0123

Population 1980 1,260  
Population 1990 1,957

S & P Rating  
Moody Rating

General Tax Rate Per \$100. 2.61  
State Equalized Tax Rate 2.03

## WEYMOUTH TOWNSHIP - ATLANTIC CO.

Form of Government  
Township Committee  
Number of Members - 3

## PER CAPITA:

Gross Debt 419.46  
Net Debt 74.55  
Debt Service 11.94  
Total Tax Levy 673.92  
Municipal Expenditures 329.90

## PER CENT:

Gross Debt 1.48  
Net Debt .26  
Tax Levy Collected 90.39  
Tax Levy Cancelled, Abated or Adjusted .47

EXPENDITURES		REVENUES-REALIZED		1990 PROPERTY TAX	
<b>GENERAL GOVERNMENT</b>				<b>STATE EQUALIZED TAX RATE</b> 1.23	
Governing Body & Public Boards		1990 Property Taxes Collected	1,192,139.90	Local District School Taxes	786,310.00
Municipal Clerk		1990 Payments in Lieu of Taxes		Regional & Consolidated School Tax	
Financial Administration	20,000.00	Delinquent Tax & Lien Collections	127,359.02	School Taxes in Municipal Budget	
Assessment of Taxes	12,500.00	Business Personalty Replacement Taxes	8,530.92	County Taxes	* 284,646.10
Collection of Taxes	12,500.00	Taxes from Public Utilities	207,942.00	Caunty Library Taxes	.03 19,536.77
Planning, Hausing & Development	14,150.00	Other Miscellaneous Tax Revenues		Lacal Municipal Purpase Taxes	.32 206,858.61
Human Resources	5,109.00	State Aid Revenues	5,801.00	Veteran & Senior Citizen Taxes	19,150.00
Elections		Federal Aid Revenues		Total Taxes far Rate Computation	2.03 1,316,501.48
General Administration (other)	137,727.82	State and Lacal Fiscal Assistance Act Utilized		Special District Taxes	
<b>JUDICIARY</b>		Sale of Acquired Property		Bank Corp. Taxes	
Municipal Courts	13,766.66	Other Miscellaneous Revenues	121,785.81	Added and Omitted Taxes	21,510.76
<b>PUBLIC SAFETY</b>		Total	1,663,558.65	Total Taxes Levied - ABSTRACT	1,318,862.24
Fire Protection	15,461.20	Priar Years Surplus Appropriated	125,000.00	Total Taxes Billed	1,318,922.01
Palice Protection	6,000.00	<b>REVENUES TOTAL</b>	1,788,559.65	<b>1990 TAXES COLLECTED</b>	1,192,139.90
Civil Defense & Disaster Contral	3,500.00	Reserve For Uncollected Taxes	125,175.45	1990 Taxes Cancelled, Abated or Adjusted	6,167.62
Environmental Inspection & Contral	2,625.00	<b>CAPITAL OUTLAY TOTAL</b>	45,976.54	Transfer to Tax Title Liens or Foreclosed	10,741.58
Other Public Safety				Balance Outstanding Dec. 31, 1990	109,872.91
<b>PUBLIC WORKS</b>				<b>PRIOR YEARS TAXES OUTSTANDING</b>	
Streets and Drainage	78,225.00	Public Enterprises		Balance January 1, 1990	126,260.21
Sewers and Sewage Processing		Recreation—Culture		Collected in 1990	121,546.91
Garbage and Trash Dispalal	95,000.00	Public Works	15,000.00	Cancelled, Abated or Adjusted 1990	
Public Buildings and Grounds	26,500.00	Buildings and Grounds	30,976.54	Transfers to Tax Title Liens or Foreclosed	
Other Public Works		Library and Education		Balance December 31, 1990	4,713.30
<b>HEALTH and WELFARE</b>		Conservation		<b>TAX TITLE LIENS OUTSTANDING</b>	
Health Services Except Environmental		All Other		Balance January 1, 1990	34,326.26
Welfare-Public Assistance	1,350.00	<b>CAPITAL DEBT AUTHORIZED, DECEMBER 31, 1990</b>		Transfer From Taxes	10,741.58
Hospital, Clinics, First Aid		<b>ISSUED AND UNISSUED</b>		Redeemed in 1990	5,812.11
Animal, Insect, & Rodent Contral	3,000.00	School	675,000	Cancelled, Abated ar Adjusted (1990)	
Other Welfare Services		Self-Liquidating		Transfers to Foreclosed Property	
<b>RECREATION and CONSERVATION</b>		Other	145,890	Balance December 31, 1990	39,255.73
Beaches and Baardwalks		Total	820,890	<b>PROPERTY ACQUIRED BY DEED OR FORECLOSURE</b>	
Parks, Playgrounds, Shade Trees				Balance January 1, 1990	138,235.00
Land Reclamation & Conservation				Transfers From Taxes or Liens	
Other Recreational Services	1,200.00	<b>ISSUED AND OUTSTANDING</b>		Sale for Cash (1990)	
<b>EDUCATION (excluding schools)</b>		Schaal	675,000.00	Cancelled, Abated or Adjusted (1990)	
Libraries		Self-Liquidating		Balance December 31, 1990	138,235.00
Other Educational Services	500.00	Other	100,000.00	<b>CURRENT FINANCES DECEMBER 31, 1990</b>	
<b>STATUTORY EXPENDITURES</b>		Total	775,000.00	<b>ASSETS</b>	
Pensions & F. I. C. A.	10,050.00	<b>EQUALIZED VALUATION BASIS</b>		Cash Dec. 31, 1990	466,890.91
Employee Fringe Benefits		<b>FOR NET DEBT COMPUTATION</b>	55,586,637	Taxes Receivable	114,586.21
Other Statutory Expenditures		<b>REAL PROPERTY VALUATIONS</b>		Tax Title Liens	39,255.73
<b>CETA And Other Public Employment Programs</b>		Code Class # of Parcels % VAL'N		Foreclosed Property	138,235.00
<b>MUNICIPAL FUNCTIONS</b>		1 Vacant Land 469 18.00	8,838,200.00	Emergencies & Other Deferred Charges	
<b>CAPITAL IMPROVEMENTS</b>	10,000.00	2 Residential 526 69.01	33,880,200.00	State and Federal Aid Receivable	6,013.70
<b>DEBT SERVICE</b>		3 Farm 15 .35	172,200.00	Other Receivables	47,400.03
Principal Payments	14,250.00	4a Commercial 30 9.52	4,675,000.00	Total	812,381.58
Interest Payments	9,122.18	4b Industrial		<b>LIABILITIES, RESERVES, AND SURPLUS</b>	
		4c Apartments 2 3.11	1,526,900.00	Cash Liabilities	150,341.56
		Total 1042	49,092,500.00	Reserves for Receivables	339,476.97
<b>DEFERRED CHARGES</b>	37,899.23	Land Area 12.00 Sq. Miles		Surplus Dec. 31, 1990	322,563.05
<b>SCHOOL, COUNTY, SPECIAL DISTRICT TAXES</b>	1,090,492.87	Net Valuation Taxable-Municipal	49,709,247	Total	812,381.58
<b>RESERVE FOR UNCOLLECTED TAXES</b>	125,175.45	Net Valuation Taxable-County	59,656,376		
<b>EXPENDITURES</b>		State Equalized Valuation	63,701,430		
<b>TOTAL</b>	1,736,104.41	State Equalization Ratio	77.82		

1439

Population 1980 **5,485**  
 Population 1990 **5,405**  
 S & P Rating  
 Moody Rating **A**

General Tax Rate Per \$100. **4.42**  
 State Equalized Tax Rate **1.88**

**WHARTON BOROUGH - MORRIS COUNTY**  
 Form of Government  
**Borough Council**  
 Number of Members - 6

PER CAPITA:  
 Gross Debt **817.02** Gross Debt **1.46**  
 Net Debt **511.89** Net Debt **.92**  
 Debt Service **57.34** Tax Levy Collected **96.73**  
 Total Tax Levy **1,204.50** Tax Levy Cancelled, Abated or Adjusted **1.38**  
 Municipal Expenditures **498.70**

EXPENDITURES		REVENUES-REALIZED		1990 PROPERTY TAX	
<b>GENERAL GOVERNMENT</b>				<b>STATE EQUALIZED TAX RATE</b>	
Governing Body & Public Boards		1990 Property Taxes Collected	<b>6,297,200.91</b>	Local District School Taxes	<b>7.74</b> <b>2,417,111.50</b>
Municipal Clerk		1990 Payments in Lieu of Taxes		Regional & Consolidated School Tax	<b>.43</b> <b>1,384,250.92</b>
Financial Administration	<b>53,047.00</b>	Delinquent Tax & Lien Collections	<b>100,113.33</b>	School Taxes in Municipal Budget	
Assessment of Taxes	<b>222,217.00</b>	Business Personalty Replacement Taxes	<b>113,061.54</b>	County Taxes	<b>.26</b> <b>837,926.95</b>
Collection of Taxes	<b>24,046.00</b>	Taxes from Public Utilities	<b>280,011.00</b>	County Library Taxes	
Planning, Housing & Development	<b>33,155.62</b>	Other Miscellaneous Tax Revenues		Local Municipal Purpose Taxes	<b>.46</b> <b>1,479,856.00</b>
Human Resources	<b>15,177.00</b>	State Aid Revenues	<b>47,168.32</b>	Veteran & Senior Citizen Taxes	
Elections	<b>1,134.62</b>	Federal Aid Revenues		Total Taxes for Rate Computation	<b>1.89</b> <b>6,160,795.37</b>
General Administration (other)	<b>379,680.06</b>	State and Local Fiscal Assistance Act Utilized		Special District Taxes	<b>373,463.36</b>
<b>JUDICIARY</b>		Sale of Acquired Property		Bank Corp. Taxes	
Municipal Courts	<b>20,722.35</b>	Other Miscellaneous Revenues	<b>434,602.01</b>	Added and Omitted Taxes	<b>17,737.16</b>
<b>PUBLIC SAFETY</b>		Total	<b>7,272,157.21</b>	Total Taxes Levied - ABSTRACT	<b>6,510,345.89</b>
Fire Protection	<b>47,537.00</b>	Prior Years Surplus Appropriated	<b>200,000.00</b>	Total Taxes Billed	<b>6,509,824.68</b>
Police Protection	<b>616,263.53</b>	REVENUES TOTAL	<b>7,472,157.21</b>	1990 TAXES COLLECTED	<b>6,297,200.91</b>
Civil Defense & Disaster Control	<b>2,502.00</b>	Reserve For Uncollected Taxes	<b>213,848.00</b>	1990 Taxes Cancelled, Abated or Adjusted	<b>89,818.11</b>
Environmental Inspection & Control	<b>30,929.29</b>	<b>CAPITAL OUTLAY TOTAL</b>	<b>653,045.25</b>	Transfer to Tax Title Liens or Foreclosed	<b>4,224.79</b>
Other Public Safety		Public Enterprises	<b>104,858.45</b>	Balance Outstanding Dec. 31, 1990	<b>118,580.87</b>
<b>PUBLIC WORKS</b>		Recreation—Culture	<b>42.24</b>	<b>PRIOR YEARS TAXES OUTSTANDING</b>	
Streets and Drainage	<b>142,947.04</b>	Public Works	<b>29,121.32</b>	Balance January 1, 1990	<b>102,524.79</b>
Sewers and Sewage Processing		Buildings and Grounds	<b>519,023.24</b>	Collected in 1990	<b>100,113.33</b>
Garbage and Trash Disposal		Library and Education		Cancelled, Abated or Adjusted 1990	<b>.84</b>
Public Buildings and Grounds	<b>75,087.00</b>	Conservation		Transfers to Tax Title Liens or Foreclosed	<b>2,410.62</b>
Other Public Works		All Other		Balance December 31, 1990	
<b>HEALTH and WELFARE</b>		<b>CAPITAL DEBT AUTHORIZED, DECEMBER 31, 1990</b>		<b>TAX TITLE LIENS OUTSTANDING</b>	
Health Services Except Environmental	<b>48,590.00</b>	ISSUED AND UNISSUED		Balance January 1, 1990	<b>2,225.92</b>
Welfare—Public Assistance	<b>8,014.00</b>	GROSS DEBT		Transfer From Taxes	<b>7,054.49</b>
Hospital, Clinics, First Aid	<b>600.00</b>	School	<b>821,620</b>	Redeemed in 1990	
Animal, Insect, & Rodent Control		Self-Liquidating	<b>827,600</b>	Cancelled, Abated or Adjusted (1990)	
Other Welfare Services		Other	<b>2,766,750</b>	Transfers to Foreclosed Property	
<b>RECREATION and CONSERVATION</b>		Total	<b>4,415,970</b>	Balance December 31, 1990	<b>9,280.41</b>
Beaches and Boardwalks		ISSUED AND OUTSTANDING		<b>PROPERTY ACQUIRED BY DEED OR FORECLOSURE</b>	
Parks, Playgrounds, Shade Trees	<b>80,187.00</b>	School	<b>771,575.23</b>	Balance January 1, 1990	<b>55,655.00</b>
Land Reclamation & Conservation	<b>4,523.42</b>	Self-Liquidating	<b>567,600.00</b>	Transfers From Taxes or Liens	
Other Recreational Services	<b>28,617.00</b>	Other	<b>2,271,250.00</b>	Sale for Cash (1990)	
<b>EDUCATION (excluding schools)</b>		Total	<b>3,610,425.23</b>	Cancelled, Abated or Adjusted (1990)	
Libraries	<b>99,155.00</b>	EQUALIZED VALUATION BASIS		Balance December 31, 1990	<b>55,655.00</b>
Other Educational Services		FOR NET DEBT COMPUTATION	<b>302,048,276</b>	<b>CURRENT FINANCES DECEMBER 31, 1990</b>	
<b>STATUTORY EXPENDITURES</b>		<b>REAL PROPERTY VALUATIONS</b>		<b>ASSETS</b>	
Pensions & F. L. C. A.	<b>136,712.12</b>	Code Class # of Parcels % VAL'N		Cash Dec. 31, 1990	<b>1,300,757.66</b>
Employee Fringe Benefits	<b>99,606.00</b>	1 Vacant Land 100 2.99	<b>4,125,200.00</b>	Taxes Receivable	<b>118,580.87</b>
Other Statutory Expenditures	<b>1,240.23</b>	2 Residential 1531 72.73	<b>100,470,200.00</b>	Tax Title Liens	<b>9,280.41</b>
CETA And Other Public Employment Programs		3 Farm 3 .05	<b>65,100.00</b>	Foreclosed Property	<b>55,655.00</b>
<b>MUNICIPAL FUNCTIONS TOTAL</b>	<b>2,171,690.28</b>	4a Commercial 69 8.70	<b>12,018,000.00</b>	Emergencies & Other Deferred Charges	<b>24,500.00</b>
<b>CAPITAL IMPROVEMENTS *MEMO*</b>	<b>9,000.00</b>	4b Industrial 19 12.95	<b>17,887,700.00</b>	State and Federal Aid Receivable	
<b>DEBT SERVICE</b>		4c Apartments 8 2.58	<b>3,569,100.00</b>	Other Receivables	<b>9,449.11</b>
Principal Payments	<b>190,000.00</b>	Total 1730	<b>138,135,300.00</b>	Total	<b>1,518,223.05</b>
Interest Payments	<b>119,923.25</b>	Land Area 1.95 Sq. Miles		<b>LIABILITIES, RESERVES, AND SURPLUS</b>	
<b>DEFERRED CHARGES</b>		Net Valuation Taxable-Municipal	<b>138,453,543</b>	Cash Liabilities	<b>919,831.94</b>
SCHOOL, COUNTY, SPECIAL DISTRICT TAXES	<b>5,012,752.73</b>	Net Valuation Taxable-County	<b>329,171,172</b>	Reserves for Receivables	<b>192,965.39</b>
RESERVE FOR UNCOLLECTED TAXES	<b>213,848.00</b>	State Equalized Valuation	<b>324,275,326</b>	Surplus Dec. 31, 1990	<b>405,425.72</b>
<b>EXPENDITURES TOTAL</b>	<b>7,703,214.26</b>	State Equalization Ratio	<b>42.64</b>	Total	<b>1,518,223.05</b>



Population 1980 2,748  
 Population 1990 3,603  
 S & P Rating  
 Moody Rating

General Tax Rate Per \$100.

1.52

State Equalized Tax Rate

1.73

WHITE TOWNSHIP - WARREN COUNTY  
 Form of Government  
 Township Committee  
 Number of Members - 3

PER CAPITA:

Gross Debt 6.66  
 Net Debt 6.66  
 Debt Service 2.19  
 Total Tax Levy 1,427.68  
 Municipal Expenditures 391.67

PER CENT:

Gross Debt .01  
 Net Debt .01  
 Tax Levy Collected 91.90  
 Tax Levy Cancelled, Abated or Adjusted .27

EXPENDITURES		REVENUES-REALIZED		1990 PROPERTY TAX	
GENERAL GOVERNMENT				STATE EQUALIZED TAX RATE 1.00	
Governing Body & Public Boards		1990 Property Taxes Collected 4,745,082.17		Local District School Taxes	2,928,615.00
Municipal Clerk				Regional & Consolidated School Tax	
Financial Administration	29,425.00	1990 Payments in Lieu of Taxes		School Taxes in Municipal Budget	
Assessment of Taxes	167,065.00	Delinquent Tax & Lien Collections 324,258.30		County Taxes	1,854,845.82
Collection of Taxes	30,700.00	Business Personalty Replacement Taxes 65,818.56		County Library Taxes	92,082.86
Planning, Housing & Development	45,252.00	Taxes from Public Utilities 190,947.00		Local Municipal Purpose Taxes	201,000.00
Human Resources	9,960.00	Other Miscellaneous Tax Revenues		Veteron & Senior Citizen Taxes	24,150.00
Elections		State Aid Revenues 9,960.00		Total Taxes for Rate Computation	5,100,693.68
General Administration (other)	222,614.00	Federal Aid Revenues		Special District Taxes	
JUDICIARY		State and Local Fiscal Assistance Act Utilized		Bank Corp. Taxes	
Municipal Courts	23,475.00	Sole of Acquired Property		Added and Omitted Taxes	67,370.55
PUBLIC SAFETY		Other Miscellaneous Revenues		Total Taxes Levied - ABSTRACT	5,143,914.23
Fire Protection	18,260.00	Total 885,971.60		Total Taxes Billed	5,163,380.66
Police Protection	8,000.00	Prior Years Surplus Appropriated		1990 TAXES COLLECTED	4,745,082.17
Civil Defense & Disaster Control	2,000.00	REVENUES TOTAL 6,422,037.63		1990 Taxes Cancelled, Abated or Adjusted	14,091.97
Environmental Inspection & Control	39,887.00	Reserve For Uncollected Taxes 415,259.57		Transfer to Tax Title Liens or Foreclosed	37,617.68
Other Public Safety		CAPITAL OUTLAY TOTAL 30,925.05		Balance Outstanding Dec. 31, 1990	366,588.84
PUBLIC WORKS				PRIOR YEARS TAXES OUTSTANDING	
Streets and Drainage	195,500.00	Public Enterprises		Balance January 1, 1990	281,341.21
Sewers and Sewage Processing	4,700.00	Recreation-Culture		Collected in 1990	258,792.89
Garbage and Trash Disposol	29,376.00	Public Works 21,609.05		Cancelled, Abated or Adjusted 1990	
Public Buildings and Grounds	15,137.00	Buildings and Grounds 9,316.00		Transfers to Tax Title Liens or Foreclosed	17,425.74
Other Public Works		Library and Education		Balance December 31, 1990	5,122.58
HEALTH and WELFARE		Conservation		TAX TITLE LIENS OUTSTANDING	
Health Services Except Environmental	300.00	All Other		Balance January 1, 1990	78,746.92
Welfare-Public Assistance	12,500.00	CAPITAL DEBT AUTHORIZED, DECEMBER 31, 1990		Transfer From Taxes	57,388.50
Hospital, Clinics, First Aid		ISSUED AND UNISSUED GROSS DEBT NET DEBT		Redeemed in 1990	65,465.41
Animal, Insect, & Rodent Control	25,425.00	School		Cancelled, Abated or Adjusted (1990)	
Other Welfare Services		Self-Liquidating		Transfers to Foreclosed Property	
RECREATION and CONSERVATION		Other		Balance December 31, 1990	70,670.01
Beaches and Boardwalks		Total 24,000 24,000 24,000		PROPERTY ACQUIRED BY DEED OR	
Parks, Playgrounds, Shade Trees	1,800.00	ISSUED AND OUTSTANDING		FORECLOSURE	
Land Reclamation & Conservation	2,440.00	School		Balance January 1, 1990	48,300.00
Other Recreational Services	4,000.00	Self-Liquidating		Transfers From Taxes or Liens	
EDUCATION (excluding schools)		Other		Sale for Cash (1990)	
Libraries		Total 24,000.00 24,000.00		Cancelled, Abated or Adjusted (1990)	
Other Educational Services	1,600.00	EQUALIZED VALUATION BASIS		Balance December 31, 1990	48,300.00
STATUTORY EXPENDITURES		FOR NET DEBT COMPUTATION		CURRENT FINANCES DECEMBER 31, 1990	
Pensions & F. I. C. A.	36,864.00	REAL PROPERTY VALUATIONS		ASSETS	
Employee Fringe Benefits	30,000.00	Code Class # of Parcels % VAL'N		Cash Dec. 31, 1990	2,198,551.80
Other Statutory Expenditures	1,800.00	ASSESSED VALUATION		Taxes Receivable	371,711.42
CETA And Other Public Employment Programs		1 Vocont Lond 401 11.24 37,604,625.00		Tox Title Liens	70,670.01
MUNICIPAL FUNCTIONS TOTAL	953,080.00	2 Residential 909 45.20 151,155,300.00		Foreclosed Property	48,300.00
CAPITAL IMPROVEMENTS *MEMO*	25,000.00	3 Farm 320 5.19 17,375,287.00		Emergencies & Other Deferred Charges	251,700.00
DEBT SERVICE		4a Commercial 74 5.40 18,045,662.00		State and Federal Aid Receivable	117,000.00
Principal Payments	6,000.00	4b Industrial 2 31.30 104,684,000.00		Other Receivables	8,760.27
Interest Payments	1,874.88	4c Apartments 6 1.66 5,559,900.00		Total	3,066,693.50
DEFERRED CHARGES		Total 1712 334,424,774.00		LIABILITIES, RESERVES, AND SURPLUS	
SCHOOL, COUNTY, SPECIAL DISTRICT TAXES	29,956.99	Land Area 27.35 Sq. Miles		Cash Liabilities	1,634,547.66
RESERVE FOR UNCOLLECTED TAXES	415,259.57	Net Valuation Taxable-Municipal		Reserves for Receivables	612,960.90
EXPENDITURES TOTAL	6,286,715.12	Net Valuation Taxable-County		Surplus Dec. 31, 1990	819,184.94
		State Equalized Voluation		Total	3,066,693.50
		State Equalization Ratio			
		114.11			

0514  
 Population 1980 4,913  
 Population 1990 4,484  
 S & P Rating BBB  
 Moody Rating BAA  
 General Tax Rate Per \$100. 3.37  
 State Equalized Tax Rate 2.66

**WILDWOOD CITY - CAPE MAY COUNTY**  
 Form of Government  
 Mayor-Council Plan D (OMCL 50)  
 Number of Members - 5

PER CAPITA:  
 Gross Debt 5,037.36  
 Net Debt 2,723.69  
 Debt Service 543.59  
 Total Tax Levy 3,275.26  
 Municipal Expenditures 3,364.07  
 PER CENT:  
 Gross Debt 4.41  
 Net Debt 2.39  
 Tax Levy Collected 84.58  
 Tax Levy Cancelled, Abated or Adjusted

EXPENDITURES		REVENUES-REALIZED		1990 PROPERTY TAX	
<b>GENERAL GOVERNMENT</b>				<b>STATE EQUALIZED TAX RATE</b>	
Governing Body & Public Boards	155,765.58	1990 Property Taxes Collected	12,448,894.75	Local District School Taxes	.85 4,689,065.00
Municipal Clerk	164,770.71	1990 Payments in Lieu of Taxes	37,804.79	Regional & Consolidated School Tax	
Financial Administration	74,725.08	Delinquent Tax & Lien Collections	1,646,292.77	School Taxes in Municipal Budget	22,300.00
Assessment of Taxes	302,801.13	Business Personality Replacement Taxes	267,082.12	County Taxes	.41 * 2,247,232.57
Collection of Taxes	64,002.29	Taxes from Public Utilities	943,224.00	County Library Taxes	.02 111,810.86
Planning, Housing & Development	40,920.08	Other Miscellaneous Tax Revenues		Local Municipal Purpose Taxes	1.37 7,546,200.77
Human Resources	233,756.72	State Aid Revenues	871,770.53	Veteran & Senior Citizen Taxes	53,100.00
Elections		Federal Aid Revenues		Total Taxes for Rate Computation	2.65 14,669,709.20
General Administration (other)	1,418,570.46	State and Local Fiscal Assistance Act Utilized		Special District Taxes	
<b>JUDICIARY</b>		Sale of Acquired Property		Bank Corp. Taxes	
Municipal Courts	150,624.30	Other Miscellaneous Revenues	3,360,254.36	Added and Omitted Taxes	69,654.66
<b>PUBLIC SAFETY</b>		Total	19,575,323.32	Total Taxes Levied - ABSTRACT	14,686,263.86
Fire Protection	763,167.08	Prior Years Surplus Appropriated	425,000.00	Total Taxes Billed	14,718,494.25
Police Protection	2,121,877.20	REVENUES TOTAL	20,000,323.32	1990 TAXES COLLECTED	12,448,894.75
Civil Defense & Disaster Control	9,349.06	Reserve For Uncollected Taxes	1,864,655.10	1990 Taxes Cancelled, Abated or Adjusted	
Environmental Inspection & Control	220,348.40	CAPITAL OUTLAY TOTAL	1,243,514.07	Transfer to Tax Title Liens or Foreclosed	310,274.73
Other Public Safety				Balance Outstanding Dec. 31, 1990	1,959,324.77
<b>PUBLIC WORKS</b>				<b>PRIOR YEARS TAXES OUTSTANDING</b>	
Streets and Drainage	490,639.49	Public Enterprises	386,331.90	Balance January 1, 1990	1,795,388.25
Sewers and Sewage Processing	5,635.00	Recreation-Culture		Collected in 1990	1,602,261.88
Garbage and Trash Disposal	1,161,190.00	Public Works	247,357.08	Cancelled, Abated or Adjusted 1990	
Public Buildings and Grounds	793,505.09	Buildings and Grounds	609,825.09	Transfers to Tax Title Liens or Foreclosed	193,126.37
Other Public Works	405,470.86	Library and Education		Balance December 31, 1990	
<b>HEALTH and WELFARE</b>		Conservation		<b>TAX TITLE LIENS OUTSTANDING</b>	
Health Services Except Environmental		All Other		Balance January 1, 1990	130,462.66
Welfare-Public Assistance	99,601.00	CAPITAL DEBT AUTHORIZED, DECEMBER 31, 1990		Transfer From Taxes	535,114.68
Hospital, Clinics, First Aid		ISSUED AND UNISSUED		Redeemed in 1990	44,030.89
Animal, Insect, & Rodent Control	5,500.00	School	687,000	Cancelled, Abated or Adjusted (1990)	
Other Welfare Services		Self-Liquidating	7,671,000	Transfers to Foreclosed Property	
<b>RECREATION and CONSERVATION</b>		Other	14,229,524	Balance December 31, 1990	621,546.45
Beaches and Boardwalks	326,257.20	Total	22,587,524	<b>PROPERTY ACQUIRED BY DEED OR FORECLOSURE</b>	
Parks, Playgrounds, Shade Trees		ISSUED AND OUTSTANDING		Balance January 1, 1990	657,540.00
Land Reclamation & Conservation	25,403.37	School	657,000.00	Transfers From Taxes or Liens	
Other Recreational Services	107,137.75	Self-Liquidating	6,660,500.00	Sale for Cash (1990)	
<b>EDUCATION (excluding schools)</b>		Other	13,957,575.00	Cancelled, Abated or Adjusted (1990)	
Libraries		Total	21,275,075.00	Balance December 31, 1990	657,540.00
Other Educational Services		EQUALIZED VALUATION BASIS		<b>CURRENT FINANCES DECEMBER 31, 1990</b>	
<b>STATUTORY EXPENDITURES</b>		FOR NET DEBT COMPUTATION	512,074,043	<b>ASSETS</b>	
Pensions & F. L. C. A.	835,178.32	REAL PROPERTY VALUATIONS		Cash Dec. 31, 1990	1,132,641.78
Employee Fringe Benefits	750,744.25	Code Class # of Parcels % VAL'N	ASSESSED VALUATION	Taxes Receivable	1,959,324.77
Other Statutory Expenditures	36,000.00	1 Vacant Land 605 4.40	18,843,725.00	Tax Title Liens	621,546.45
<b>CETA And Other Public Employment Programs</b>		2 Residential 2792 39.02	166,909,114.00	Foreclosed Property	657,540.00
<b>MUNICIPAL FUNCTIONS TOTAL</b>	10,762,940.42	3 Farm		Emergencies & Other Deferred Charges	302,671.66
<b>CAPITAL IMPROVEMENTS *MEMO*</b>	45,000.00	4a Commercial 532 33.28	142,372,635.00	State and Federal Aid Receivable	32,506.98
<b>DEBT SERVICE</b>		4b Industrial 12 .33	1,422,100.00	Other Receivables	57,854.21
Principal Payments	1,441,875.00	4c Apartments 574 22.97	98,247,150.00	Total	4,764,085.85
Interest Payments	995,601.75	Total	427,794,724.00	<b>LIABILITIES, RESERVES, AND SURPLUS</b>	
<b>TYPE I SCHL DEBT *MEMO</b>	22,300.00	Land Area 1.12 Sq. Miles		Cash Liabilities	1,172,492.98
<b>DEFERRED CHARGES</b>	19,431.07	Net Valuation Taxable-Municipal	434,683,664	Reserves for Receivables	3,322,407.97
<b>SCHOOL, COUNTY, SPECIAL DISTRICT TAXES</b>	7,070,408.43	Net Valuation Taxable-County	533,222,005	Surplus Dec. 31, 1990	269,184.90
<b>RESERVE FOR UNCOLLECTED TAXES</b>	1,864,655.10	State Equalized Valuation	548,950,172	Total	4,764,085.85
<b>EXPENDITURES TOTAL</b>	22,154,911.77	State Equalization Ratio	78.92		



0515

Population 1980 4,149  
 Population 1990 3,631  
 S & P Rating  
 Moody Rating AAA

General Tax Rate Per \$100.

1.33

State Equalized Tax Rate

1.49

## WILDWOOD CREST BORO. - CAPE MAY CO.

Form of Government  
 Commission (1911)  
 Number of Members - 3

PER CAPITA:

Gross Debt 2,348.26  
 Net Debt 2,337.24  
 Debt Service 345.26  
 Total Tax Levy 3,129.56  
 Municipal Expenditures 2,791.29

PER CENT:

Gross Debt 1.24  
 Net Debt 1.23  
 Tax Levy Collected 93.37  
 Tax Levy Cancelled, Abated or Adjusted .63

EXPENDITURES		REVENUES-REALIZED		1990 PROPERTY TAX	
GENERAL GOVERNMENT				STATE EQUALIZED TAX RATE	
Governing Body & Public Boards	170.00			Local District School Taxes	3,203,865.88
Municipal Clerk				Regional & Consolidated School Tax	
Financial Administration	94,310.12			School Taxes in Municipal Budget	
Assessment of Taxes	53,669.47			County Taxes	* 2,893,919.27
Collection of Taxes	81,892.58			County Library Taxes	143,988.35
Planning, Housing & Development	42,479.48			Local Municipal Purpose Taxes	5,098,846.64
Human Resources	51,803.00			Veteran & Senior Citizen Taxes	54,850.00
Elections				Total Taxes for Rate Computation	11,395,470.14
General Administration (other)	736,464.03			Special District Taxes	
JUDICIARY				Bank Corp. Taxes	
Municipal Courts	95,118.01			Added and Omitted Taxes	22,816.01
PUBLIC SAFETY				Total Taxes Levied - ABSTRACT	11,363,436.15
Fire Protection	238,749.27			Total Taxes Billed	11,447,506.30
Police Protection	1,373,417.69			1990 TAXES COLLECTED	10,688,293.57
Civil Defense & Disaster Control	850.00			1990 Taxes Cancelled, Abated or Adjusted	72,547.63
Environmental Inspection & Control	91,999.37			Transfer to Tax Title Liens or Foreclosed	7,087.07
Other Public Safety				Balance Outstanding Dec. 31, 1990	679,578.03
PUBLIC WORKS				PRIOR YEARS TAXES OUTSTANDING	
Streets and Drainage	160,300.00			Balance January 1, 1990	850,110.81
Sewers and Sewage Processing	2,391,250.76			Collected in 1990	841,844.35
Garbage and Trash Disposal	616,404.41			Cancelled, Abated or Adjusted 1990	930.31
Public Buildings and Grounds	73,667.04			Transfers to Tax Title Liens or Foreclosed	7,336.15
Other Public Works	230,339.83			Balance December 31, 1990	
HEALTH and WELFARE				TAX TITLE LIENS OUTSTANDING	
Health Services Except Environmental	2,826.15			Balance January 1, 1990	7,758.84
Welfare-Public Assistance	6,288.00			Transfer From Taxes	15,545.09
Hospital, Clinics, First Aid				Redeemed in 1990	
Animal, Insect, & Rodent Control	5,000.04			Cancelled, Abated or Adjusted (1990)	371.72
Other Welfare Services				Transfers to Foreclosed Property	
RECREATION and CONSERVATION				Balance December 31, 1990	22,932.21
Beaches and Boardwalks	386,698.25			PROPERTY ACQUIRED BY DEED OR	
Parks, Playgrounds, Shade Trees	21,000.00			FORECLOSURE	
Land Reclamation & Conservation	7,400.00			Balance January 1, 1990	
Other Recreational Services	200,648.54			Transfers From Taxes or Liens	
EDUCATION (excluding schools)				Sale for Cash (1990)	
Libraries				Cancelled, Abated or Adjusted (1990)	
Other Educational Services				Balance December 31, 1990	
STATUTORY EXPENDITURES				CURRENT FINANCES DECEMBER 31, 1990	
Pensions & F. I. C. A.	399,892.29			ASSETS	
Employee Fringe Benefits	627,768.69			Cash Dec. 31, 1990	2,265,283.12
Other Statutory Expenditures	15,000.00			Taxes Receivable	679,578.03
CETA And Other Public Employment Programs				Tax Title Liens	22,932.21
MUNICIPAL FUNCTIONS				Foreclosed Property	
CAPITAL IMPROVEMENTS	8,005,407.02			Emergencies & Other Deferred Charges	162,816.78
DEBT SERVICE				State and Federal Aid Receivable	3,000.92
Principal Payments	710,000.00			Other Receivables	235,345.06
Interest Payments	543,649.00			Total	3,368,956.12
DEFERRED CHARGES				LIABILITIES, RESERVES, AND SURPLUS	
SCHOOL, COUNTY, SPECIAL DISTRICT TAXES	47,753.63			Cash Liabilities	758,099.62
RESERVE FOR UNCOLLECTED TAXES	6,241,773.50			Reserves for Receivables	937,855.30
EXPENDITURES				Surplus Dec. 31, 1990	1,673,001.20
TOTAL	16,376,951.81			Total	3,368,956.12

**0338**  
 Population 1980 **39,912**  
 Population 1990 **36,291**  
 S & P Rating  
 Moody Rating

General Tax Rate Per \$100. **2.88**  
 State Equalized Tax Rate **2.63**

**WILLINGBORO TWP. - BURLINGTON CO.**  
 Form of Government  
**Council-Manager Plan E (OMCL 50)**  
 Number of Members - 5

PER CAPITA:  
 Gross Debt **431.42**  
 Net Debt **260.85**  
 Debt Service **26.47**  
 Total Tax Levy **774.93**  
 Municipal Expenditures **404.19**

PER CENT:  
 Gross Debt **1.60**  
 Net Debt **.97**  
 Tax Levy Collected **96.34**  
 Tax Levy Cancelled, Abated or Adjusted **.09**

EXPENDITURES		REVENUES-REALIZED		1990 PROPERTY TAX	
<b>GENERAL GOVERNMENT</b>				STATE EQUALIZED TAX RATE <b>1.28</b>	
Governing Body & Public Boards	46,325.00	1990 Property Taxes Collected	27,097,148.09	Local District School Taxes	13,676,068.00
Municipal Clerk	68,916.00	1990 Payments in Lieu of Taxes		Regional & Consolidated School Tax	
Financial Administration	156,153.00	Delinquent Tax & Lien Collections	792,556.41	School Taxes in Municipal Budget	
Assessment of Taxes	73,038.00	Business Personalty Replacement Taxes	146,372.65	County Taxes	5,843,636.87
Collection of Taxes	83,209.00	Taxes from Public Utilities	1,649,293.00	County Library Taxes	
Planning, Housing & Development	5,400.00	Other Miscellaneous Tax Revenues		Local Municipal Purpose Taxes	8,575,800.00
Human Resources	536,384.00	State Aid Revenues	1,087,735.73	Veteran & Senior Citizen Taxes	186,250.00
Elections		Federal Aid Revenues		Total Taxes for Rate Computation	28,281,754.87
General Administration (other)	748,812.00	State and Local Fiscal Assistance Act Utilized		Special District Taxes	
<b>JUDICIARY</b>		Sale of Acquired Property		Bank Corp. Taxes	
Municipal Courts	150,787.00	Other Miscellaneous Revenues	1,538,616.61	Added and Omitted Taxes	27,479.87
<b>PUBLIC SAFETY</b>		Total	32,311,722.49	Total Taxes Levied - ABSTRACT	28,122,984.74
Fire Protection	296,367.00	Prior Years Surplus Appropriated	1,282,770.00	Total Taxes Billed	28,125,566.76
Police Protection	3,459,499.50	REVENUES TOTAL	33,594,492.49	1990 TAXES COLLECTED	27,097,148.09
Civil Defense & Disaster Control	1,000.00	Reserve For Uncollected Taxes	1,439,075.52	1990 Taxes Cancelled, Abated or Adjusted	26,412.05
Environmental Inspection & Control	270,487.00	CAPITAL OUTLAY TOTAL	2,877,317.02	Transfer to Tax Title Liens or Foreclosed	
Other Public Safety				Balance Outstanding Dec. 31, 1990	1,002,006.62
<b>PUBLIC WORKS</b>				<b>PRIOR YEARS TAXES OUTSTANDING</b>	
Streets and Drainage	1,114,378.00	Public Enterprises		Balance January 1, 1990	853,557.56
Sewers and Sewage Processing		Recreation-Culture	98,133.45	Collected in 1990	792,556.41
Garbage and Trash Disposal	1,747,066.00	Public Works	232,933.60	Cancelled, Abated or Adjusted 1990	2,284.25
Public Buildings and Grounds	192,116.00	Buildings and Grounds	2,546,249.97	Transfers to Tax Title Liens or Foreclosed	12,165.66
Other Public Works	57,780.00	Library and Education		Balance December 31, 1990	46,551.54
<b>HEALTH and WELFARE</b>		Conservation		<b>TAX TITLE LIENS OUTSTANDING</b>	
Health Services Except Environmental	18,320.00	All Other		Balance January 1, 1990	3,556.17
Welfare-Public Assistance	47,921.00	CAPITAL DEBT AUTHORIZED, DECEMBER 31, 1990		Transfer From Taxes	15,190.43
Hospital, Clinics, First Aid		ISSUED AND UNISSUED		Redeemed in 1990	
Animal, Insect, & Rodent Control		School	6,190,000	Cancelled, Abated or Adjusted (1990)	1,393.28
Other Welfare Services	1,963.00	Self-Liquidating		Transfers to Foreclosed Property	
<b>RECREATION and CONSERVATION</b>		Other	9,466,498	Balance December 31, 1990	17,353.32
Beaches and Boardwalks		Total	15,656,498	<b>PROPERTY ACQUIRED BY DEED OR FORECLOSURE</b>	
Parks, Playgrounds, Shade Trees				Balance January 1, 1990	1,430.00
Land Reclamation & Conservation	134,236.00	ISSUED AND OUTSTANDING		Transfers From Taxes or Liens	
Other Recreational Services	356,183.00	School	6,190,000.00	Sale for Cash (1990)	
<b>EDUCATION (excluding schools)</b>		Self-Liquidating		Cancelled, Abated or Adjusted (1990)	
Libraries	757,362.00	Other	9,462,280.00	Balance December 31, 1990	1,430.00
Other Educational Services		Total	15,652,280.00	<b>CURRENT FINANCES DECEMBER 31, 1990</b>	
<b>STATUTORY EXPENDITURES</b>		EQUALIZED VALUATION BASIS		<b>ASSETS</b>	
Pensions & F. L. C. A.	943,699.31	FOR NET DEBT COMPUTATION	976,425,553	Cash Dec. 31, 1990	10,065,211.89
Employee Fringe Benefits	693,807.00	REAL PROPERTY VALUATIONS		Taxes Receivable	1,048,558.16
Other Statutory Expenditures	2,000.00	Code Class # of Parcels % VAL'N	ASSESSED VALUATION	Tax Title Liens	17,353.32
CETA And Other Public Employment Programs		1 Vacant Land 190 .54	5,258,800.00	Foreclosed Property	1,430.00
<b>MUNICIPAL FUNCTIONS</b>		2 Residential 10991 93.91	912,717,580.00	Emergencies & Other Deferred Charges	53,200.00
CAPITAL IMPROVEMENTS	118,000.00	3 Farm 5 .02	213,600.00	State and Federal Aid Receivable	15,983.86
<b>DEBT SERVICE</b>		4a Commercial 150 4.88	47,428,020.00	Other Receivables	1,989,104.49
Principal Payments	490,000.00	4b Industrial 11 .65	6,271,370.00	Total	13,190,841.71
Interest Payments	470,738.26	4c Apartments		<b>LIABILITIES, RESERVES, AND SURPLUS</b>	
<b>DEFERRED CHARGES</b>		Total 11356	971,889,370.00	Cash Liabilities	3,139,880.73
SCHOOL, COUNTY, SPECIAL DISTRICT TAXES	300,342.01	Land Area 7.60 Sq. Miles		Reserves for Receivables	3,056,445.97
RESERVE FOR UNCOLLECTED TAXES	19,519,704.87	Net Valuation Taxable-Municipal	976,645,187	Surplus Dec. 31, 1990	1,994,515.01
EXPENDITURES TOTAL	34,188,069.47	Net Valuation Taxable-County	1,003,376,096	Total	13,190,841.71
		State Equalized Valuation	1,069,606,666		
		State Equalization Ratio	91.27		



2021

Population 1980 **1,785**  
 Population 1990 **1,576**  
 S & P Rating  
 Moody Rating

General Tax Rate Per \$100. **76.43**  
 State Equalized Tax Rate **11.66**

**WINFIELD TOWNSHIP - UNION COUNTY**  
**Form of Government**  
**Township Committee**  
**Number of Members - 3**

PER CAPITA:  
 Gross Debt **26.65**  
 Net Debt **26.65**  
 Debt Service  
 Total Tax Levy **677.56**  
 Municipal Expenditures **399.96**

PER CENT:  
 Gross Debt **.51**  
 Net Debt **.51**  
 Tax Levy Collected **100.00**  
 Tax Levy Cancelled, Abated or Adjusted

EXPENDITURES		REVENUES-REALIZED		1990 PROPERTY TAX	
<b>GENERAL GOVERNMENT</b>				<b>STATE EQUALIZED TAX RATE</b> <b>6.89</b>	
Governing Body & Public Boards		1990 Property Taxes Collected	<b>1,067,842.51</b>	Local District School Taxes	<b>630,442.00</b>
Municipal Clerk		1990 Payments in Lieu of Taxes		Regional & Consolidated School Tax	
Financial Administration	<b>14,694.00</b>	Delinquent Tax & Lien Collections		School Taxes in Municipal Budget	
Assessment of Taxes	<b>1,420.00</b>	Business Personalty Replacement Taxes	<b>4,648.68</b>	County Taxes	<b>42,294.29</b>
Collection of Taxes	<b>350.00</b>	Taxes from Public Utilities	<b>39,849.00</b>	County Library Taxes	
Planning, Housing & Development		Other Miscellaneous Tax Revenues		Local Municipal Purpose Taxes	<b>4.32</b>
Human Resources	<b>42,118.58</b>	State Aid Revenues	<b>133,937.95</b>	Veteran & Senior Citizen Taxes	
Elections		Federal Aid Revenues		Total Taxes for Rate Computation	<b>11.67</b>
General Administration (other)	<b>122,902.00</b>	State and Local Fiscal Assistance Act Utilized		Special District Taxes	
<b>JUDICIARY</b>		Sale of Acquired Property		Bank Corp. Taxes	
Municipal Courts	<b>11,460.00</b>	Other Miscellaneous Revenues	<b>76,777.97</b>	Added and Omitted Taxes	
<b>PUBLIC SAFETY</b>		Total	<b>1,323,056.11</b>	Total Taxes Levied - ABSTRACT	<b>1,067,835.57</b>
Fire Protection	<b>18,953.00</b>	Prior Years Surplus Appropriated	<b>58,265.00</b>	Total Taxes Billed	<b>1,067,842.51</b>
Police Protection	<b>217,323.00</b>	REVENUES TOTAL	<b>1,381,321.11</b>	1990 TAXES COLLECTED	<b>1,067,842.51</b>
Civil Defense & Disaster Control	<b>175.00</b>	Reserve For Uncollected Taxes		1990 Taxes Cancelled, Abated or Adjusted	
Environmental Inspection & Control	<b>2,345.00</b>			Transfer to Tax Title Liens or Foreclosed	
Other Public Safety				Balance Outstanding Dec. 31, 1990	
<b>PUBLIC WORKS</b>		<b>CAPITAL OUTLAY TOTAL</b>	<b>30,310.03</b>	<b>PRIOR YEARS TAXES OUTSTANDING</b>	
Streets and Drainage	<b>8,862.00</b>	Public Enterprises		Balance January 1, 1990	
Sewers and Sewage Processing		Recreation—Culture		Collected in 1990	
Garbage and Trash Disposal	<b>2,500.00</b>	Public Works	<b>24,552.07</b>	Cancelled, Abated or Adjusted 1990	
Public Buildings and Grounds	<b>18,620.00</b>	Buildings and Grounds	<b>5,757.96</b>	Transfers to Tax Title Liens or Foreclosed	
Other Public Works		Library and Education		Balance December 31, 1990	
<b>HEALTH and WELFARE</b>		Conservation		<b>TAX TITLE LIENS OUTSTANDING</b>	
Health Services Except Environmental	<b>27,526.00</b>	All Other		Balance January 1, 1990	
Welfare—Public Assistance	<b>4,823.00</b>			Transfer From Taxes	
Hospital, Clinics, First Aid		<b>CAPITAL DEBT AUTHORIZED, DECEMBER 31, 1990</b>		Redeemed in 1990	
Animal, Insect, & Rodent Control	<b>2,400.00</b>	<b>ISSUED AND UNISSUED GROSS DEBT NET DEBT</b>		Cancelled, Abated or Adjusted (1990)	
Other Welfare Services		School		Transfers to Foreclosed Property	
<b>RECREATION and CONSERVATION</b>		Self-Liquidating	<b>42,000</b>	Balance December 31, 1990	
Beaches and Boardwalks		Other	<b>42,000</b>	<b>PROPERTY ACQUIRED BY DEED OR FORECLOSURE</b>	
Parks, Playgrounds, Shade Trees		Total	<b>42,000</b>	Balance January 1, 1990	
Land Reclamation & Conservation	<b>17,315.00</b>	<b>ISSUED AND OUTSTANDING</b>		Transfers From Taxes or Liens	
Other Recreational Services	<b>600.00</b>	School		Sale for Cash (1990)	
<b>EDUCATION (excluding schools)</b>		Self-Liquidating		Cancelled, Abated or Adjusted (1990)	
Libraries		Other		Balance December 31, 1990	
Other Educational Services		Total		<b>CURRENT FINANCES DECEMBER 31, 1990</b>	
<b>STATUTORY EXPENDITURES</b>		<b>EQUALIZED VALUATION BASIS FOR NET DEBT COMPUTATION</b>	<b>8,245,234</b>	<b>ASSETS</b>	
Pensions & F. I. C. A.	<b>38,506.00</b>	<b>REAL PROPERTY VALUATIONS</b>		Cash Dec. 31, 1990	<b>397,028.18</b>
Employee Fringe Benefits	<b>54,450.00</b>	Code Class # of Parcels % VAL'N		Taxes Receivable	
Other Statutory Expenditures		1 Vacant Land 1 15.82		Tax Title Liens	
CETA And Other Public Employment Programs		2 Residential 254 77.71		Foreclosed Property	
<b>MUNICIPAL FUNCTIONS TOTAL</b>	<b>609,342.58</b>	3 Farm		Emergencies & Other Deferred Charges	
<b>CAPITAL IMPROVEMENTS *MEMO*</b>	<b>10,000.00</b>	4a Commercial 1 6.47		State and Federal Aid Receivable	<b>1,716.00</b>
<b>DEBT SERVICE</b>		4b Industrial		Other Receivables	<b>20,852.33</b>
Principal Payments		4c Apartments		Total	<b>419,596.51</b>
Interest Payments		Total 256		<b>LIABILITIES, RESERVES, AND SURPLUS</b>	
<b>DEFERRED CHARGES</b>	<b>21,000.00</b>	Land Area .17 Sq. Miles		Cash Liabilities	<b>69,390.85</b>
<b>SCHOOL, COUNTY, SPECIAL DISTRICT TAXES</b>	<b>672,736.29</b>	Net Valuation Taxable-Municipal	<b>1,397,151</b>	Reserves for Receivables	<b>20,852.33</b>
<b>RESERVE FOR UNCOLLECTED TAXES</b>		Net Valuation Taxable-County	<b>9,991,918</b>	Surplus Dec. 31, 1990	<b>329,353.33</b>
<b>EXPENDITURES TOTAL</b>	<b>1,303,078.37</b>	State Equalized Valuation	<b>9,125,372</b>	Total	<b>419,596.51</b>
		State Equalization Ratio	<b>15.26</b>		

Population 1980 20,034  
 Population 1990 30,087  
 S & P Rating  
 Moody Rating

General Tax Rate Per \$100.

5.81

State Equalized Tax Rate

2.60

WINSLOW TOWNSHIP - CAMDEN COUNTY  
 Form of Government  
 Township Committee  
 Number of Members - 7

PER CAPITA:

Gross Debt 832.15  
 Net Debt 259.11  
 Debt Service 19.63  
 Total Tax Levy 823.23  
 Municipal Expenditures 520.57

PER CENT:

Gross Debt 3.32  
 Net Debt 1.03  
 Tax Levy Collected 93.11  
 Tax Levy Cancelled, Abated or Adjusted .25

EXPENDITURES		REVENUES-REALIZED		1990 PROPERTY TAX	
GENERAL GOVERNMENT				STATE EQUALIZED TAX RATE	
Governing Body & Public Boards		1990 Property Taxes Collected	23,074,433.54	Local District Schaal Taxes	5,278,011.25
Municipal Clerk		1990 Payments in Lieu of Taxes		Regional & Consolidated Schaal Tax	4,970,610.72
Financial Administration	187,349.00	Delinquent Tax & Lien Collections	1,492,045.70	Schaal Taxes in Municipal Budget	
Assessment of Taxes	190,407.00	Business Personalty Replacement Taxes	197,907.84	Caunty Taxes	7,934,531.50
Collection of Taxes	173,299.00	Taxes from Public Utilities	4,736,836.00	Caunty Library Taxes	213,495.94
Planning, Hausing & Development	98,700.00	Other Miscellaneous Tax Revenues		Local Municipal Purpose Taxes	4,645,000.00
Human Resources	208,852.83	State Aid Revenues	936,168.17	Veteran & Senior Citizen Taxes	213,600.00
Elections	125,300.00	Federal Aid Revenues		Total Taxes for Rate Computation	23,255,249.41
General Administration (other)	1,125,886.00	State and Local Fiscal Assistance Act Utilized		Special District Taxes	895,453.56
JUDICIARY		Sale of Acquired Property		Bank Corp. Taxes	
Municipal Courts	272,047.88	Other Miscellaneous Revenues		Added and Omitted Taxes	831,518.56
PUBLIC SAFETY		Total	2,804,721.52	Total Taxes Levied - ABSTRACT	24,768,621.53
Fire Protection		Prior Years Surplus Appropriated	1,950,000.00	Total Taxes Billed	24,781,584.92
Police Protection	3,393,116.66	REVENUES TOTAL	35,192,112.77	1990 TAXES COLLECTED	23,074,433.54
Civil Defense & Disaster Contral	15,000.00	Reserve For Uncollected Taxes	1,746,000.00	1990 Taxes Cancelled, Abated or Adjusted	62,123.49
Environmental Inspection & Contral	289,267.00	CAPITAL OUTLAY TOTAL	1,298,435.26	Transfer to Tax Title Liens or Fareclosed	105,357.42
Other Public Safety				Balance Outstanding Dec. 31, 1990	1,539,670.47
PUBLIC WORKS				PRIOR YEARS TAXES OUTSTANDING	
Streets and Drainage	1,623,509.00	Public Enterprises	466,475.02	Balance January 1, 1990	1,653,267.52
Sewers and Sewage Processing	82,000.00	Recreation—Culture	18,154.75	Collected in 1990	1,446,669.53
Garbage and Trash Disposal	2,138,651.00	Public Works	419,477.99	Cancelled, Abated or Adjusted 1990	9,862.87
Public Buildings and Grounds	343,817.00	Buildings and Grounds	394,327.50	Transfers to Tax Title Liens or Fareclosed	38,512.24
Other Public Works	183,000.00	Library and Education		Balance December 31, 1990	158,222.88
HEALTH and WELFARE		Conservation		TAX TITLE LIENS OUTSTANDING	
Health Services Except Environmental	31,049.00	All Other		Balance January 1, 1990	376,194.44
Welfare-Public Assistance	57,137.00	CAPITAL DEBT AUTHORIZED, DECEMBER 31, 1990		Transfer From Taxes	146,182.20
Hospital, Clinics, First Aid		ISSUED AND UNISSUED		Redeemed in 1990	45,376.17
Animal, Insect, & Radent Contral	2,000.00	GROSS DEBT		Cancelled, Abated or Adjusted (1990)	
Other Welfare Services		Schaal	7,968,561	Transfers to Fareclosed Property	
RECREATION and CONSERVATION		Self-Liquidating	10,608,943	Balance December 31, 1990	477,000.47
Beaches and Boardwalks		Other	6,459,273	PROPERTY ACQUIRED BY DEED OR	
Parks, Playgrounds, Shade Trees		Total	25,036,777	FORECLOSURE	
Land Reclamation & Conservation				Balance January 1, 1990	2,198,869.50
Other Recreational Services	231,490.00	ISSUED AND OUTSTANDING		Transfers From Taxes or Liens	
EDUCATION (excluding schools)		Schaal	452,561.04	Sale for Cash (1990)	
Libraries		Self-Liquidating	9,339,379.75	Cancelled, Abated or Adjusted (1990)	25,500.00
Other Educational Services	72,000.00	Other	5,176,250.00	Balance December 31, 1990	2,173,369.50
STATUTORY EXPENDITURES		Total	14,968,190.79	CURRENT FINANCES DECEMBER 31, 1990	
Pensions & F. L. C. A.	968,964.00	EQUALIZED VALUATION BASIS	754,125.013	ASSETS	
Employee Fringe Benefits	1,120,500.00	FOR NET DEBT COMPUTATION		Cash Dec. 31, 1990	5,008,629.61
Other Statutory Expenditures	14,500.00	REAL PROPERTY VALUATIONS		Taxes Receivable	1,697,893.35
CETA And Other Public Employment Programs		Code Class # of Parcels % VAL'N	ASSESSED VALUATION	Tax Title Liens	477,000.47
MUNICIPAL FUNCTIONS TOTAL	12,979,341.69	1 Vacant Land 2732 6.77	26,601,000.00	Fareclosed Property	2,173,369.50
CAPITAL IMPROVEMENTS *MEMO*	60,000.00	2 Residential 8327 76.09	298,782,900.00	Emergencies & Other Deferred Charges	68,000.00
DEBT SERVICE		3 Farm 719 2.56	10,088,250.00	State and Federal Aid Receivable	38,142.90
Principal Payments	200,000.00	4a Commercial 190 6.12	24,037,800.00	Other Receivables	167,778.86
Interest Payments	390,680.00	4b Industrial 21 4.75	18,658,200.00	Total	9,630,814.69
DEFERRED CHARGES	346,395.46	4c Apartments 27 3.70	14,509,800.00	LIABILITIES, RESERVES, AND SURPLUS	
SCHOOL, COUNTY, SPECIAL DISTRICT TAXES	19,292,102.97	Total 12016	392,677,950.00	Cash Liabilities	2,256,348.89
RESERVE FOR UNCOLLECTED TAXES	1,746,000.00	Land Area 57.78 Sq. Miles		Reserves for Receivables	4,516,042.18
EXPENDITURES TOTAL	34,954,520.12	Net Valuation Taxable-Municipal	396,524,277	Surplus Dec. 31, 1990	2,858,423.62
		Net Valuation Taxable-County	829,748,792	Total	9,630,814.69
		State Equalized Valuation	881,535,084		
		State Equalization Ratio	44.74		



0269

Population 1980 7,929  
 Population 1990 7,506  
 S & P Rating  
 Moody Rating A

General Tax Rate Per \$100. 3.25  
 State Equalized Tax Rate 1.63

WOOD-RIDGE BOROUGH - BERGEN CO.  
 Form of Government  
 Borough Council  
 Number of Members - 6

PER CAPITA:  
 Gross Debt 1,053.20  
 Net Debt 1,044.81  
 Debt Service 65.35  
 Total Tax Levy 1,368.73  
 Municipol Expenditures 739.01

PER CENT:  
 Gross Debt 1.26  
 Net Debt 1.25  
 Tax Levy Collected 97.94  
 Tax Levy Cancelled, Abated or Adjusted .18

EXPENDITURES		REVENUES-REALIZED		1990 PROPERTY TAX	
GENERAL GOVERNMENT				STATE EQUALIZED TAX RATE .77	
Governing Body & Public Boards		1990 Property Taxes Collected	10,062,574.00	Local District School Taxes	4,848,463.00
Municipal Clerk		1990 Payments in Lieu of Taxes		Regional & Consolidated School Tax	
Financial Administration	34,904.52	Delinquent Tax & Lien Collections	110,102.42	School Taxes in Municipal Budget	
Assessment of Taxes	24,766.78	Business Personalty Replocement Taxes	403,494.72	County Taxes	1,573,997.42
Collection of Taxes	22,123.82	Taxes from Public Utilities	443,242.00	County Library Taxes	
Planning, Housing & Development	25,434.92	Other Miscellaneous Tax Revenues		Local Municipal Purpose Taxes	3,838,204.15
Human Resources	93,046.00	State Aid Revenues	118,072.39	Veteran & Senior Citizen Taxes	107,850.00
Elections	4,609.00	Federal Aid Revenues		Total Taxes for Rate Computation	10,368,514.57
General Administration (other)	380,730.74	State and Local Fiscal Assistance Act Utilized		Special District Taxes	
JUDICIARY		Sale of Acquired Property		Bank Corp. Taxes	
Municipal Courts	38,561.88	Other Miscellaneous Revenues	553,478.31	Added and Omitted Taxes	13,058.82
PUBLIC SAFETY		Total	11,690,963.84	Total Taxes Levied - ABSTRACT	10,273,723.39
Fire Protection	144,250.96	Prior Years Surplus Appropriated	300,000.00	Total Taxes Billed	10,273,981.97
Police Protection	1,033,127.67	REVENUES TOTAL	11,990,963.84	1990 TAXES COLLECTED	10,062,574.00
Civil Defense & Disaster Control	875.00	Reserve For Uncollected Taxes	512,710.30	1990 Taxes Cancelled, Abated or Adjusted	18,442.12
Environmental Inspection & Control	97,140.24	CAPITAL OUTLAY TOTAL	297,269.97	Transfer to Tax Title Liens or Foreclosed	58.50
Other Public Safety				Balance Outstanding Dec. 31, 1990	192,906.65
PUBLIC WORKS				PRIOR YEARS TAXES OUTSTANDING	
Streets and Drainage	344,106.49	Public Enterprises		Balance January 1, 1990	110,102.42
Sewers and Sewage Processing	328,837.22	Recreation-Culture		Collected in 1990	110,102.42
Garbage and Trash Disposal	734,500.00	Public Works	25,584.49	Cancelled, Abated or Adjusted 1990	
Public Buildings and Grounds	82,612.70	Buildings and Grounds	271,685.48	Transfers to Tax Title Liens or Foreclosed	
Other Public Works	30,000.00	Library and Education		Balance December 31, 1990	
HEALTH and WELFARE		Conservation		TAX TITLE LIENS OUTSTANDING	
Health Services Except Environmental	57,977.68	All Other		Balance January 1, 1990	657.65
Welfare-Public Assistance	14,606.00	CAPITAL DEBT AUTHORIZED, DECEMBER 31, 1990		Transfer From Taxes	58.50
Hospital, Clinics, First Aid		ISSUED AND UNISSUED GROSS DEBT		Redeemed in 1990	
Animal, Insect, & Rodent Control		School		Cancelled, Abated or Adjusted (1990)	
Other Welfare Services		Self-Liquidating		Transfers to Foreclosed Property	
RECREATION and CONSERVATION		Other	7,905,353	Balance December 31, 1990	716.15
Beaches and Boardwalks		Total	7,905,353	PROPERTY ACQUIRED BY DEED OR FORECLOSURE	
Parks, Playgrounds, Shade Trees	3,407.00	ISSUED AND OUTSTANDING		Balance January 1, 1990	219,950.00
Land Reclamation & Conservation	281,064.64	School		Transfers From Taxes or Liens	
Other Recreational Services	37,700.00	Self-Liquidating		Sale for Cash (1990)	
EDUCATION (excluding schools)		Other		Cancelled, Abated or Adjusted (1990)	
Libraries	166,750.00	Total	3,117,833.00	Balance December 31, 1990	219,950.00
Other Educational Services		EQUALIZED VALUATION BASIS		CURRENT FINANCES DECEMBER 31, 1990	
STATUTORY EXPENDITURES		FOR NET DEBT COMPUTATION	624,931,579	ASSETS	
Pensions & F. L. C. A.	277,561.00	REAL PROPERTY VALUATIONS		Cash Dec. 31, 1990	625,360.98
Employee Fringe Benefits	265,600.00	Code Class # of Parcels % VAL'N		Taxes Receivable	192,906.65
Other Statutory Expenditures	8,000.00	1 Vacant Land 51 1.11	3,493,800.00	Tax Title Liens	716.15
CETA And Other Public Employment Programs		2 Residential 2465 75.63	238,361,700.00	Foreclosed Property	219,950.00
MUNICIPAL FUNCTIONS TOTAL	4,532,294.26	3 Form		Emergencies & Other Deferred Charges	80,336.57
CAPITAL IMPROVEMENTS *MEMO*	101,111.22	4a Commercial 64 7.37	23,241,800.00	State and Federal Aid Receivable	18,893.55
DEBT SERVICE		4b Industrial 11 12.31	38,812,563.00	Other Receivables	479,894.51
Principal Payments	302,067.00	4c Apartments 15 3.58	11,273,500.00	Total	1,618,058.41
Interest Payments	188,472.32	Total	315,183,363.00	LIABILITIES, RESERVES, AND SURPLUS	
DEFERRED CHARGES	11,500.00	Land Area 1.10 Sq. Miles		Cash Liabilities	599,432.86
SCHOOL, COUNTY, SPECIAL DISTRICT TAXES	6,422,460.42	Net Valuation Taxable-Municipal	315,720,712	Reserves for Receivables	893,467.31
RESERVE FOR UNCOLLECTED TAXES	512,710.30	Net Valuation Taxable-County	657,410,259	Surplus Dec. 31, 1990	125,158.24
EXPENDITURES TOTAL	11,969,504.30	State Equalized Valuation	630,148,542	Total	1,618,058.41
		State Equalization Ratio	50.06		

0516

Population 1980 2,809  
 Population 1990 2,678  
 S & P Rating  
 Moody Rating

General Tax Rate Per \$100. 2.95  
 State Equalized Tax Rate 2.27

WOODBINE BOROUGH - CAPE MAY CO.  
 Form of Government  
 Borough Council  
 Number of Members - 6

PER CAPITA:  
 Gross Debt 130.69  
 Net Debt 123.23  
 Debt Service  
 Total Tax Levy 397.18  
 Municipal Expenditures 398.07

PER CENT:  
 Gross Debt .92  
 Net Debt .87  
 Tax Levy Collected 82.23  
 Tax Levy Cancelled, Abated or Adjusted

EXPENDITURES		REVENUES-REALIZED		1990 PROPERTY TAX	
<b>GENERAL GOVERNMENT</b>				<b>STATE EQUALIZED TAX RATE</b>	
Governing Body & Public Boards		1990 Property Taxes Collected	877,452.50	Local District School Taxes	1.31 601,970.00
Municipal Clerk		1990 Payments in Lieu of Taxes		Regional & Consolidated School Tax	
Financial Administration	18,180.00	Delinquent Tax & Lien Collections	210,381.44	School Taxes in Municipal Budget	
Assessment of Taxes	10,000.00	Business Personalty Replacement Taxes	24,098.76	County Taxes	.39 * 180,215.80
Collection of Taxes	27,894.00	Taxes from Public Utilities	79,886.00	County Library Taxes	.02 8,967.55
Planning, Housing & Development	12,850.00	Other Miscellaneous Tax Revenues		Local Municipal Purpose Taxes	.55 252,849.57
Human Resources		State Aid Revenues	62,782.29	Veteran & Senior Citizen Taxes	23,100.00
Elections	1,639.97	Federal Aid Revenues		Total Taxes for Rate Computation	2.27 1,067,102.92
General Administration (other)	193,125.52	State and Local Fiscal Assistance Act Utilized		Special District Taxes	
<b>JUDICIARY</b>		Sale of Acquired Property		Bank Corp. Taxes	
Municipal Courts	26,704.84	Other Miscellaneous Revenues	192,506.09	Added and Omitted Taxes	19,648.11
<b>PUBLIC SAFETY</b>		Total	1,447,107.08	Total Taxes Levied - ABSTRACT	1,063,651.03
Fire Protection	32,743.78	Prior Years Surplus Appropriated	395,000.00	Total Taxes Billed	1,067,046.88
Police Protection	21,500.00	REVENUES TOTAL	1,842,107.08	1990 TAXES COLLECTED	877,452.50
Civil Defense & Disaster Control	5,300.00	Reserve For Uncollected Taxes	216,844.11	1990 Taxes Cancelled, Abated or Adjusted	
Environmental Inspection & Control	1,400.00	<b>CAPITAL OUTLAY TOTAL</b>	357,019.15	Transfer to Tax Title Liens or Foreclosed	38,613.24
Other Public Safety	2,500.00			Balance Outstanding Dec. 31, 1990	150,983.14
<b>PUBLIC WORKS</b>				<b>PRIOR YEARS TAXES OUTSTANDING</b>	
Streets and Drainage	184,408.57	Public Enterprises		Balance January 1, 1990	197,296.11
Sewers and Sewage Processing	8,060.00	Recreation-Culture	984.00	Collected in 1990	175,326.72
Garbage and Trash Disposal	104,500.00	Public Works	51,551.35	Cancelled, Abated or Adjusted 1990	835.43
Public Buildings and Grounds	47,600.00	Buildings and Grounds	304,483.80	Transfers to Tax Title Liens or Foreclosed	15,630.24
Other Public Works		Library and Education		Balance December 31, 1990	5,503.72
<b>HEALTH and WELFARE</b>		Conservation		<b>TAX TITLE LIENS OUTSTANDING</b>	
Health Services Except Environmental	2,000.00	All Other		Balance January 1, 1990	57,843.92
Welfare-Public Assistance	26,267.00	<b>CAPITAL DEBT AUTHORIZED, DECEMBER 31, 1990</b>		Transfer From Taxes	56,034.67
Hospital, Clinics, First Aid		<b>ISSUED AND UNISSUED</b>		Redeemed in 1990	35,054.72
Animal, Insect, & Rodent Control	7,440.50	School	20,000	Cancelled, Abated or Adjusted (1990)	
Other Welfare Services		Self-Liquidating		Transfers to Foreclosed Property	
<b>RECREATION and CONSERVATION</b>		Other	330,000	Balance December 31, 1990	78,823.87
Beaches and Boardwalks		Total	350,000	<b>PROPERTY ACQUIRED BY DEED OR FORECLOSURE</b>	
Parks, Playgrounds, Shade Trees	5,500.00			Balance January 1, 1990	152,200.00
Land Reclamation & Conservation	8,000.00			Transfers From Taxes or Liens	
Other Recreational Services				Sale for Cash (1990)	
<b>EDUCATION (excluding schools)</b>		<b>ISSUED AND OUTSTANDING</b>		Cancelled, Abated or Adjusted (1990)	
Libraries		School	20,000.00	Balance December 31, 1990	152,200.00
Other Educational Services		Self-Liquidating		<b>CURRENT FINANCES DECEMBER 31, 1990</b>	
<b>STATUTORY EXPENDITURES</b>		Other	330,000.00	<b>ASSETS</b>	
Pensions & F. I. C. A.	35,714.84	Total	350,000.00	Cash Dec. 31, 1990	493,937.08
Employee Fringe Benefits	50,400.00	<b>EQUALIZED VALUATION BASIS</b>		Taxes Receivable	156,486.86
Other Statutory Expenditures	3,000.00	<b>FOR NET DEBT COMPUTATION</b>	37,841,496	Tax Title Liens	78,823.87
<b>CETA And Other Public Employment Programs</b>		<b>REAL PROPERTY VALUATIONS</b>		Foreclosed Property	152,200.00
<b>MUNICIPAL FUNCTIONS TOTAL</b>	836,729.02	<b>Code Class # of Parcels % VAL'N</b>	<b>ASSESSED VALUATION</b>	Emergencies & Other Deferred Charges	23,736.01
<b>CAPITAL IMPROVEMENTS *MEMO*</b>		1 Vacant Land 213 5.14	1,734,900.00	State and Federal Aid Receivable	4,035.70
<b>DEBT SERVICE</b>		2 Residential 462 54.40	18,373,000.00	Other Receivables	465,726.65
Principal Payments		3 Farm 50 4.45	1,502,700.00	Total	1,374,946.17
Interest Payments		4a Commercial 365 29.02	9,800,900.00	<b>LIABILITIES, RESERVES, AND SURPLUS</b>	
		4b Industrial 7 3.38	1,141,100.00	Cash Liabilities	207,134.04
		4c Apartments 2 3.61	1,220,200.00	Reserves for Receivables	853,237.38
		Total 1099	33,772,800.00	Surplus Dec. 31, 1990	314,574.75
<b>DEFERRED CHARGES</b>	12,463.09	Land Area 8.00 Sq. Miles		Total	1,374,946.17
<b>SCHOOL, COUNTY, SPECIAL DISTRICT TAXES</b>	791,153.35	Net Valuation Taxable-Municipal	35,505,111		
<b>RESERVE FOR UNCOLLECTED TAXES</b>	216,844.11	Net Valuation Taxable-County	42,532,356		
<b>EXPENDITURES TOTAL</b>	1,857,189.57	State Equalized Valuation	45,593,090		
		State Equalization Ratio	77.00		



1225  
 Population 1980 90,074  
 Population 1990 93,086  
 S & P Rating  
 Moody Rating AA  
 General Tax Rate Per \$100. 3.82  
 State Equalized Tax Rate 2.07

WOODBIDGE TWP. - MIDDLESEX COUNTY  
 Form of Government  
 Mayor-Council Plan F (OMCL 50)  
 Number of Members - 9

PER CAPITA:  
 Gross Debt 1,077.67  
 Net Debt 972.39  
 Debt Service 77.20  
 Total Tax Levy 1,472.29  
 Municipal Expenditures 632.48  
 PER CENT:  
 Gross Debt 1.67  
 Net Debt 1.51  
 Tax Levy Collected 96.23  
 Tax Levy Cancelled, Abated or Adjusted .20

EXPENDITURES		REVENUES-REALIZED		1990 PROPERTY TAX	
<b>GENERAL GOVERNMENT</b>				<b>STATE EQUALIZED TAX RATE</b>	
Governing Body & Public Boards	255,056.00	1990 Property Taxes Collected		Local District School Taxes	1.16 73,037,079.00
Municipal Clerk	262,460.00	1990 Payments in Lieu of Taxes		Regional & Consolidated School Tax	
Financial Administration	310,933.00	Delinquent Tax & Lien Collections		School Taxes in Municipal Budget	
Assessment of Taxes	146,872.00	Business Personalty Replacement Taxes		County Taxes	.46 29,141,122.03
Collection of Taxes	245,680.00	Taxes from Public Utilities		County Library Taxes	
Planning, Housing & Development	487,220.58	Other Miscellaneous Tax Revenues		Local Municipal Purpose Taxes	.45 28,117,350.89
Human Resources	1,981,359.00	State Aid Revenues		Veteran & Senior Citizen Taxes	1,241,350.00
Elections		Federal Aid Revenues		Total Taxes for Rate Computation	2.07 131,536,901.92
General Administration (other)	10,254,720.00	State and Local Fiscal Assistance Act Utilized		Special District Taxes	6,322,406.02
<b>JUDICIARY</b>		Sale of Acquired Property		Bank Corp. Taxes	
Municipal Courts	640,943.71	Other Miscellaneous Revenues		Added and Omitted Taxes	431,868.80
<b>PUBLIC SAFETY</b>		Total		Total Taxes Levied - ABSTRACT	137,049,826.74
Fire Protection		Prior Years Surplus Appropriated		Total Taxes Billed	137,381,616.78
Police Protection	9,319,461.16	REVENUES TOTAL		1990 TAXES COLLECTED	132,201,117.29
Civil Defense & Disaster Control	43,385.00	Reserve For Uncollected Taxes		1990 Taxes Cancelled, Abated or Adjusted	275,742.74
Environmental Inspection & Control	679,071.72	CAPITAL OUTLAY TOTAL		Transfer to Tax Title Liens or Foreclosed	1,257,387.45
Other Public Safety				Balance Outstanding Dec. 31, 1990	3,647,369.30
<b>PUBLIC WORKS</b>				<b>PRIOR YEARS TAXES OUTSTANDING</b>	
Streets and Drainage	3,811,372.00	Public Enterprises		Balance January 1, 1990	3,609,228.06
Sewers and Sewage Processing	7,259,373.00	Recreation-Culture		Collected in 1990	2,571,723.79
Garbage and Trash Disposal		Public Works		Cancelled, Abated or Adjusted 1990	
Public Buildings and Grounds	390,582.00	Buildings and Grounds		Transfers to Tax Title Liens or Foreclosed	829,110.25
Other Public Works		Library and Education		Balance December 31, 1990	208,394.02
<b>HEALTH and WELFARE</b>		Conservation		<b>TAX TITLE LIENS OUTSTANDING</b>	
Health Services Except Environmental	442,674.00	All Other		Balance January 1, 1990	745,633.16
Welfare-Public Assistance	159,363.49	CAPITAL DEBT AUTHORIZED, DECEMBER 31, 1990		Transfer From Taxes	2,271,520.65
Hospital, Clinics, First Aid		ISSUED AND UNISSUED		Redeemed in 1990	123,787.65
Animal, Insect, & Rodent Control		GROSS DEBT		Cancelled, Abated or Adjusted (1990)	
Other Welfare Services		NET DEBT		Transfers to Foreclosed Property	
<b>RECREATION and CONSERVATION</b>				Balance December 31, 1990	2,893,366.16
Beaches and Boardwalks	10,000.00	SCHOOL		<b>PROPERTY ACQUIRED BY DEED OR FORECLOSURE</b>	
Parks, Playgrounds, Shade Trees	1,686,836.00	Self-Liquidating		Balance January 1, 1990	1,558,181.45
Land Reclamation & Conservation	107,962.00	Other		Transfers From Taxes or Liens	
Other Recreational Services	255,167.00	Total		Sale for Cash (1990)	
<b>EDUCATION (excluding schools)</b>				Cancelled, Abated or Adjusted (1990)	
Libraries	3,470,000.00	ISSUED AND OUTSTANDING		Balance December 31, 1990	1,558,181.45
Other Educational Services	125,903.00	SCHOOL		<b>CURRENT FINANCES DECEMBER 31, 1990</b>	
<b>STATUTORY EXPENDITURES</b>		Self-Liquidating		<b>ASSETS</b>	
Pensions & F. I. C. A.	3,326,667.00	Other		Cash Dec. 31, 1990	13,638,758.86
Employee Fringe Benefits		Total		Taxes Receivable	3,855,763.32
Other Statutory Expenditures	30,000.00	EQUALIZED VALUATION BASIS		Tax Title Liens	2,893,366.16
<b>CETA And Other Public Employment Programs</b>		FOR NET DEBT COMPUTATION		Foreclosed Property	1,558,181.45
<b>MUNICIPAL IMPROVEMENTS</b>		REAL PROPERTY VALUATIONS		Emergencies & Other Deferred Charges	360,000.00
CAPITAL IMPROVEMENTS *MEMO*	400,000.00	Code Class # of Parcels % VAL'N		State and Federal Aid Receivable	327,033.77
<b>DEBT SERVICE</b>		ASSESSED VALUATION		Other Receivables	447,012.99
Principal Payments	3,751,000.00	1 Vacant Land 1671 2.14		Total	23,080,116.55
Interest Payments	3,435,039.01	2 Residential 25672 55.05		<b>LIABILITIES, RESERVES, AND SURPLUS</b>	
<b>DEFERRED CHARGES</b>		3 Farm		Cash Liabilities	11,021,788.74
SCHOOL, COUNTY, SPECIAL DISTRICT TAXES	108,500,607.05	4a Commercial 1077 22.43		Reserves for Receivables	8,754,323.92
RESERVE FOR UNCOLLECTED TAXES	4,700,000.00	4b Industrial 174 14.74		Surplus Dec. 31, 1990	3,304,003.89
<b>EXPENDITURES TOTAL</b>	167,375,375.61	4c Apartments 61 5.63		Total	23,080,116.55
		Total 28655			
		Land Area 23.10 Sq. Miles			
		Net Valuation Taxable-Municipal			
		Net Valuation Taxable-County			
		State Equalized Valuation			
		State Equalization Ratio			

0822  
Population 1980 10,353  
Population 1990 10,904  
S & P Rating  
Moody Rating

General Tax Rate Per \$100. 4.14  
State Equalized Tax Rate 2.49

WOODBURY CITY - GLOUCESTER COUNTY  
Form of Government  
Special Charter (P.L. 1870 c. 271)  
Number of Members - 9

PER CAPITA:  
Gross Debt 300.29  
Net Debt 160.76  
Debt Service 34.72  
Total Tax Levy 842.05  
Municipal Expenditures 529.86  
PER CENT:  
Gross Debt 1.02  
Net Debt .55  
Tax Levy Collected 92.73  
Tax Levy Cancelled, Abated or Adjusted .27

EXPENDITURES		REVENUES-REALIZED		1990 PROPERTY TAX	
<b>GENERAL GOVERNMENT</b>				STATE EQUALIZED TAX RATE	
Governing Body & Public Boards	39,700.00	1990 Property Taxes Collected		Local District School Taxes	3,619,549.47
Municipal Clerk	62,300.00	1990 Payments in Lieu of Taxes		Regional & Consolidated School Tax	
Financial Administration	33,500.00	Delinquent Tax & Lien Collections		School Taxes in Municipal Budget	
Assessment of Taxes	64,400.00	Business Personalty Replacement Taxes		County Taxes	2,404,030.08
Collection of Taxes	39,350.00	Taxes from Public Utilities		County Library Taxes	
Planning, Housing & Development	33,200.00	Other Miscellaneous Tax Revenues		Local Municipal Purpase Taxes	3,086,850.74
Human Resources	220,061.49	State Aid Revenues		Veteran & Senior Citizen Taxes	100,650.00
Elections	4,000.00	Federal Aid Revenues		Total Taxes for Rate Computation	9,211,080.29
General Administration (other)	492,703.87	State and Local Fiscal Assistance Act Utilized		Special District Taxes	
<b>JUDICIARY</b>		Sale of Acquired Property		Bank Corp. Taxes	
Municipal Courts	113,100.00	Other Miscellaneous Revenues		Added and Omitted Taxes	71,230.13
<b>PUBLIC SAFETY</b>		Total		Total Taxes Levied - ABSTRACT	9,181,660.42
Fire Protection	299,853.75	Prior Years Surplus Appropriated		Total Taxes Billed	9,202,024.85
Police Protection	1,090,531.07	REVENUES TOTAL		1990 TAXES COLLECTED	8,532,955.07
Civil Defense & Disaster Control	6,900.00	Reserve For Uncollected Taxes		1990 Taxes Cancelled, Abated or Adjusted	24,770.03
Environmental Inspection & Control	116,499.50	CAPITAL OUTLAY TOTAL		Transfer to Tax Title Liens or Foreclosed	61,050.09
Other Public Safety				Balance Outstanding Dec. 31, 1990	583,249.66
<b>PUBLIC WORKS</b>		Public Enterprises		PRIOR YEARS TAXES OUTSTANDING	
Streets and Drainage	494,800.00	Recreation—Culture		Balance January 1, 1990	467,642.86
Sewers and Sewage Processing	477,510.00	Public Works		Collected in 1990	374,235.36
Garbage and Trash Disposal	182,000.00	Buildings and Grounds		Cancelled, Abated or Adjusted 1990	44,051.63
Public Buildings and Grounds	91,800.00	Library and Education		Transfers to Tax Title Liens or Foreclosed	44,617.68
Other Public Works	39,000.00	Conservation		Balance December 31, 1990	4,738.19
<b>HEALTH and WELFARE</b>		All Other		TAX TITLE LIENS OUTSTANDING	
Health Services Except Environmental	2,000.00	CAPITAL DEBT AUTHORIZED, DECEMBER 31, 1990		Balance January 1, 1990	74,854.20
Welfare—Public Assistance	16,650.00	ISSUED AND UNISSUED GROSS DEBT NET DEBT		Transfer From Taxes	115,907.01
Hospital, Clinics, First Aid		School		Redeemed in 1990	18,112.51
Animal, Insect, & Rodent Control	5,000.00	Self-Liquidating		Cancelled, Abated or Adjusted (1990)	
Other Welfare Services		Other		Transfers to Foreclosed Property	
<b>RECREATION and CONSERVATION</b>		Total		Balance December 31, 1990	172,648.70
Beaches and Boardwalks		ISSUED AND OUTSTANDING		PROPERTY ACQUIRED BY DEED OR	
Parks, Playgrounds, Shade Trees	74,050.00	School		FORECLOSURE	
Land Reclamation & Conservation		Self-Liquidating		Balance January 1, 1990	50,005.00
Other Recreational Services	81,000.00	Other		Transfers From Taxes or Liens	
<b>EDUCATION (excluding schools)</b>		Total		Sale for Cash (1990)	
Libraries	126,000.00	EQUALIZED VALUATION BASIS		Cancelled, Abated or Adjusted (1990)	
Other Educational Services		FOR NET DEBT COMPUTATION		Balance December 31, 1990	50,005.00
<b>STATUTORY EXPENDITURES</b>		REAL PROPERTY VALUATIONS		CURRENT FINANCES DECEMBER 31, 1990	
Pensions & F. L. C. A.	386,700.00	Code Class # of Parcels % VAL'N ASSESSED VALUATION		ASSETS	
Employee Fringe Benefits	272,076.47	1 Vacant Land 281 1.54 3,292,400.00		Cash Dec. 31, 1990	1,202,139.31
Other Statutory Expenditures	3,000.00	2 Residential 2936 70.07 149,766,700.00		Taxes Receivable	587,987.85
<b>CETA And Other Public Employment Programs</b>		3 Farm 251 24.49 52,350,100.00		Tax Title Liens	172,648.70
<b>MUNICIPAL FUNCTIONS</b>		4a Commercial 6 .71 1,519,900.00		Foreclosed Property	50,005.00
CAPITAL IMPROVEMENTS	30,000.00	4b Industrial 19 3.19 6,811,000.00		Emergencies & Other Deferred Charges	40,000.00
<b>DEBT SERVICE</b>		4c Apartments 3493 213,740,100.00		State and Federal Aid Receivable	
Principal Payments	292,500.00	Total		Other Receivables	157,887.63
Interest Payments	86,081.80	Land Area 2.13 Sq. Miles		Total	2,210,668.49
<b>DEFERRED CHARGES</b>		Net Valuation Taxable—Municipal		LIABILITIES, RESERVES, AND SURPLUS	
SCHOOL, COUNTY, SPECIAL DISTRICT TAXES	6,023,579.55	Net Valuation Taxable—County		Cash Liabilities	873,483.97
RESERVE FOR UNCOLLECTED TAXES	503,263.64	State Equalized Valuation		Reserves for Receivables	968,529.18
EXPENDITURES TOTAL	11,801,196.65	State Equalization Ratio		Surplus Dec. 31, 1990	368,655.34
				Total	2,210,668.49



0823  
 Population 1980 3,460  
 Population 1990 3,392  
 S & P Rating  
 Moody Rating

General Tax Rate Per \$100. 2.65  
 State Equalized Tax Rate 2.39

WOODBURY HGTS. BORO. - GLOU. CO.  
 Form of Government  
 Borough Council  
 Number of Members - 6

PER CAPITA:  
 Gross Debt 494.68  
 Net Debt 253.44  
 Debt Service 47.64  
 Total Tax Levy 994.22  
 Municipal Expenditures 430.61  
 PER CENT:  
 Gross Debt 1.36  
 Net Debt .69  
 Tax Levy Collected 96.78  
 Tax Levy Cancelled, Abated or Adjusted

EXPENDITURES		REVENUES-REALIZED		1990 PROPERTY TAX	
GENERAL GOVERNMENT				STATE EQUALIZED TAX RATE	
Governing Body & Public Boards		1990 Property Taxes Collected	3,269,398.59	Local District School Taxes	50 705,795.50
Municipal Clerk	31,732.77	1990 Payments in Lieu of Taxes		Regional & Consolidated School Tax	.68 955,704.83
Financial Administration	13,525.00	Delinquent Tax & Lien Collections	120,770.66	School Taxes in Municipal Budget	
Assessment of Taxes	9,275.00	Business Personalty Replocement Taxes	41,968.00	County Taxes	.62 867,750.79
Collection of Taxes	7,950.00	Taxes from Public Utilities	206,553.00	County Library Taxes	.02 33,542.60
Planning, Housing & Development	37,724.00	Other Miscellaneous Tax Revenues		Local Municipal Purpose Taxes	.56 784,500.00
Human Resources	1,328.00	State Aid Revenues	33,121.47	Veteran & Senior Citizen Taxes	
Elections	230,972.00	Federal Aid Revenues		Total Taxes for Rate Computation	2.38 3,378,993.72
General Administration (other)		State and Local Fiscal Assistance Act Utilized		Special District Taxes	
JUDICIARY		Sale of Acquired Property		Bank Corp. Taxes	
Municipal Courts	28,000.00	Other Miscellaneous Revenues	264,191.20	Added and Omitted Taxes	
PUBLIC SAFETY		Total	3,936,002.92	Total Taxes Levied - ABSTRACT	25,111.19
Fire Protection	38,116.10	Prior Years Surplus Appropriated	185,000.00	Total Taxes Billed	3,372,404.91
Police Protection	258,278.44	REVENUES TOTAL	4,121,002.92	1990 TAXES COLLECTED	3,378,066.86
Civil Defense & Disaster Control	300.00	REVENUES	172,000.00	1990 Taxes Cancelled, Abated or Adjusted	3,269,398.59
Environmental Inspection & Control	16,575.00	Transfer For Uncollected Taxes	179,201.34	Transfer to Tax Title Liens or Foreclosed	74.20
Other Public Safety		CAPITAL OUTLAY TOTAL	157,965.13	Balance Outstanding Dec. 31, 1990	2,525.45
PUBLIC WORKS		Public Enterprises	13,396.94	PRIOR YEARS TAXES OUTSTANDING	106,068.62
Streets and Drainage	119,000.00	Recreation-Culture	7,839.27	Balance January 1, 1990	
Sewers and Sewage Processing		Public Works		Collected in 1990	105,997.96
Garbage and Trash Disposal	159,050.00	Buildings and Grounds		Cancelled, Abated or Adjusted 1990	104,822.90
Public Buildings and Grounds	15,000.00	Library and Education		Transfers to Tax Title Liens or Foreclosed	1,175.06
Other Public Works	1,000.00	Conservation		Balance December 31, 1990	
HEALTH and WELFARE		All Other		TAX TITLE LIENS OUTSTANDING	
Health Services Except Environmental	275.00	CAPITAL DEBT AUTHORIZED, DECEMBER 31, 1990		Balance January 1, 1990	20,929.99
Welfare-Public Assistance	3,200.00	ISSUED AND UNISSUED		Transfer From Taxes	2,525.45
Hospital, Clinics, First Aid		SCHOOL GROSS DEBT	356,783	Redeemed in 1990	15,947.76
Animal, Insect, & Rodent Control	25.00	School Self-Liquidating	461,500	Cancelled, Abated or Adjusted (1990)	
Other Welfare Services		Other	859,660	Transfers to Foreclosed Property	
RECREATION and CONSERVATION		Total	1,677,943	Balance December 31, 1990	7,507.68
Beaches and Boardwalks		ISSUED AND OUTSTANDING		PROPERTY ACQUIRED BY DEED OR FORECLOSURE	
Parks, Playgrounds, Shade Trees	2,625.00	School	356,783.55	Balance January 1, 1990	117,239.12
Land Reclamation & Conservation	1,158.28	School Self-Liquidating	461,500.00	Transfers From Taxes or Liens	
Other Recreational Services	14,800.00	Other	732,660.00	Sale for Cash (1990)	
EDUCATION (excluding schools)		Total	1,550,943.55	Cancelled, Abated or Adjusted (1990)	
Libraries		EQUALIZED VALUATION BASIS		Balance December 31, 1990	117,239.12
Other Educational Services		FOR NET DEBT COMPUTATION	123,760,843	CURRENT FINANCES DECEMBER 31, 1990	
STATUTORY EXPENDITURES		REAL PROPERTY VALUATIONS		ASSETS	
Pensions & F. I. C. A.	47,900.00	Code Class # of Parcels % VAL'N		Cash Dec. 31, 1990	669,214.96
Employee Fringe Benefits	53,000.00	1 Vacant Land 167 2.25	2,823,800.00	Taxes Receivable	106,068.62
Other Statutory Expenditures	9,000.00	2 Residential 1041 74.21	93,108,200.00	Tax Title Liens	7,507.68
CETA And Other Public Employment Programs	1,099,779.59	3 Farm		Foreclosed Property	117,239.12
MUNICIPAL FUNCTIONS TOTAL	23,000.00	4a Commercial 88 18.45	23,144,600.00	Emergencies & Other Deferred Charges	27,307.63
CAPITAL IMPROVEMENTS		4b Industrial 7 4.83	6,054,300.00	State and Federal Aid Receivable	
DEBT SERVICE		4c Apartments 3 .27	333,200.00	Other Receivables	12,585.82
Principal Payments	96,320.00	Total	125,464,100.00	Total	939,923.83
Interest Payments	65,268.45	Land Area 1.23 Sq. Miles		LIABILITIES, RESERVES, AND SURPLUS	
DEFERRED CHARGES	27,268.99	Net Valuation Taxable-Municipal	126,526,629	Cash Liabilities	177,549.51
SCHOOL, COUNTY, SPECIAL DISTRICT TAXES	2,562,793.72	Net Valuation Taxable-County	124,681,978	Reserves for Receivables	243,401.24
RESERVE FOR UNCOLLECTED TAXES	172,000.00	State Equalized Valuation	140,003,946	Surplus Dec. 31, 1990	518,973.08
EXPENDITURES TOTAL	4,023,430.75	State Equalization Ratio	90.30	Total	939,923.83

**0268**  
 Population 1980 **5,644**  
 Population 1990 **5,303**  
 S & P Rating  
 Moody Rating **A**

General Tax Rate Per \$100. **3.11**  
 State Equalized Tax Rate **1.50**

**WOODCLIFF LAKE BORO. - BERGEN CO.**  
 Form of Government  
 Borough Council  
 Number of Members - 6

PER CAPITA:  
 Gross Debt **1,046.39** Gross Debt **.60**  
 Net Debt **976.99** Net Debt **.56**  
 Debt Service **127.21** Tax Levy Collected **95.35**  
 Total Tax Levy **2,693.86** Tax Levy Cancelled, Abated  
 Municipal Expenditures **1,070.29** or Adjusted **.83**

EXPENDITURES		REVENUES-REALIZED		1990 PROPERTY TAX	
<b>GENERAL GOVERNMENT</b>				<b>STATE EQUALIZED TAX RATE</b>	
Governing Body & Public Boards		1990 Property Taxes Collected	<b>13,662,719.91</b>	Local District School Taxes <b>.47</b>	<b>4,410,117.50</b>
Municipal Clerk		1990 Payments in Lieu of Taxes		Regional & Consolidated School Tax <b>.37</b>	<b>3,416,961.80</b>
Financial Administration	<b>109,410.00</b>	Delinquent Tax & Lien Collections	<b>116,523.71</b>	School Taxes in Municipal Budget	
Assessment of Taxes	<b>19,227.44</b>	Business Personalty Replacement Taxes	<b>47,800.60</b>	County Taxes	<b>.26</b>
Collection of Taxes	<b>31,514.00</b>	Taxes from Public Utilities	<b>493,550.00</b>	County Library Taxes	
Planning, Housing & Development	<b>67,665.32</b>	Other Miscellaneous Tax Revenues		Local Municipal Purpose Taxes	<b>.40</b>
Human Resources	<b>55,239.00</b>	State Aid Revenues	<b>96,672.01</b>	Veteran & Senior Citizen Taxes	
Elections	<b>1,388.43</b>	Federal Aid Revenues		Total Taxes for Rate Computation	<b>1.50</b>
General Administration (other)	<b>688,956.84</b>	State and Local Fiscal Assistance Act Utilized		Special District Taxes	
<b>JUDICIARY</b>		Sale of Acquired Property		Bank Corp. Taxes	
Municipal Courts	<b>56,145.10</b>	Other Miscellaneous Revenues	<b>602,757.40</b>	Added and Omitted Taxes	<b>335,114.85</b>
<b>PUBLIC SAFETY</b>			<b>15,020,028.63</b>	Total Taxes Levied - ABSTRACT	<b>14,285,560.52</b>
Fire Protection	<b>115,490.14</b>	Prior Years Surplus Appropriated	<b>664,000.00</b>	Total Taxes Billed	<b>14,328,294.17</b>
Police Protection	<b>1,199,259.36</b>	REVENUES	<b>15,684,028.63</b>	1990 TAXES COLLECTED	<b>13,662,719.91</b>
Civil Defense & Disaster Control		Reserve For Uncollected Taxes	<b>650,000.00</b>	1990 Taxes Cancelled, Abated or Adjusted	<b>119,135.30</b>
Environmental Inspection & Control	<b>43,805.04</b>			Transfer to Tax Title Liens or Foreclosed	
Other Public Safety		<b>CAPITAL OUTLAY</b>	<b>588,428.09</b>	Balance Outstanding Dec. 31, 1990	<b>546,438.96</b>
<b>PUBLIC WORKS</b>		<b>TOTAL</b>		<b>PRIOR YEARS TAXES OUTSTANDING</b>	
Streets and Drainage	<b>475,873.00</b>	Public Enterprises		Balance January 1, 1990	<b>118,625.91</b>
Sewers and Sewage Processing	<b>959,551.81</b>	Recreation-Culture		Collected in 1990	<b>116,528.71</b>
Garbage and Trash Disposal		Public Works	<b>588,428.09</b>	Cancelled, Abated or Adjusted 1990	
Public Buildings and Grounds	<b>70,700.00</b>	Buildings and Grounds		Transfers to Tax Title Liens or Foreclosed	
Other Public Works		Library and Education		Balance December 31, 1990	<b>2,097.20</b>
<b>HEALTH and WELFARE</b>		Conservation		<b>TAX TITLE LIENS OUTSTANDING</b>	
Health Services Except Environmental	<b>19,575.80</b>	All Other		Balance January 1, 1990	
Welfare-Public Assistance	<b>650.00</b>			Transfer From Taxes	
Hospital, Clinics, First Aid		<b>CAPITAL DEBT AUTHORIZED, DECEMBER 31, 1990</b>		Redeemed in 1990	
Animal, Insect, & Rodent Control		<b>ISSUED AND UNISSUED</b>		Cancelled, Abated or Adjusted (1990)	
Other Welfare Services		School	<b>368,023</b>	Transfers to Foreclosed Property	
<b>RECREATION and CONSERVATION</b>		Self-Liquidating	<b>5,181,000</b>	Balance December 31, 1990	
Beaches and Boardwalks		Other	<b>5,549,023</b>	<b>PROPERTY ACQUIRED BY DEED OR</b>	
Parks, Playgrounds, Shade Trees	<b>56,760.00</b>	Total	<b>5,549,023</b>	<b>FORECLOSURE</b>	
Land Reclamation & Conservation				Balance January 1, 1990	<b>950.00</b>
Other Recreational Services	<b>68,954.87</b>	<b>ISSUED AND OUTSTANDING</b>		Transfers From Taxes or Liens	
<b>EDUCATION (excluding schools)</b>		School		Sale for Cash (1990)	
Libraries	<b>28,000.00</b>	Self-Liquidating		Cancelled, Abated or Adjusted (1990)	
Other Educational Services		Other	<b>5,181,000.00</b>	Balance December 31, 1990	<b>950.00</b>
<b>STATUTORY EXPENDITURES</b>		Total	<b>5,549,023.29</b>	<b>CURRENT FINANCES DECEMBER 31, 1990</b>	
Pensions & F. I. C. A.	<b>235,316.87</b>	<b>EQUALIZED VALUATION BASIS</b>		<b>ASSETS</b>	
Employee Fringe Benefits		<b>FOR NET DEBT COMPUTATION</b>	<b>928,835,233</b>	Cash Dec. 31, 1990	<b>1,096,613.40</b>
Other Statutory Expenditures		<b>REAL PROPERTY VALUATIONS</b>		Taxes Receivable	<b>548,536.16</b>
CETA And Other Public Employment Programs		Code Class # of Parcels % VAL'N		Tax Title Liens	
<b>MUNICIPAL FUNCTIONS</b>		1 Vacant Land 111 3.41	<b>15,314,650.00</b>	Foreclosed Property	<b>950.00</b>
<b>CAPITAL IMPROVEMENTS</b>	<b>*MEMO*</b>	2 Residential 1678 66.16	<b>296,849,450.00</b>	Emergencies & Other Deferred Charges	<b>513.00</b>
<b>DEBT SERVICE</b>		3 Farm 20 .35	<b>1,554,600.00</b>	State and Federal Aid Receivable	<b>16,900.21</b>
Principal Payments	<b>390,000.00</b>	4a Commercial 41 30.08	<b>134,942,700.00</b>	Other Receivables	<b>18,146.11</b>
Interest Payments	<b>284,605.32</b>	4b Industrial		Total	<b>1,681,658.88</b>
		4c Apartments		<b>LIABILITIES, RESERVES, AND SURPLUS</b>	
<b>DEFERRED CHARGES</b>		Total 1850	<b>448,661,400.00</b>	Cash Liabilities	<b>714,250.25</b>
SCHOOL, COUNTY, SPECIAL DISTRICT TAXES	<b>47,665.00</b>	Land Area 3.75 Sq. Miles		Reserves for Receivables	<b>567,632.27</b>
RESERVE FOR UNCOLLECTED TAXES	<b>10,258,064.31</b>	Net Valuation Taxable-Municipal	<b>449,941,457</b>	Surplus Dec. 31, 1990	<b>399,776.36</b>
EXPENDITURES		Net Valuation Taxable-County	<b>996,703,158</b>	Total	<b>1,681,658.88</b>
<b>TOTAL</b>	<b>15,933,817.65</b>	State Equalized Valuation	<b>929,801,166</b>		
		State Equalization Ratio	<b>48.32</b>		



0339

Population 1980 2,285  
 Population 1990 2,063  
 S & P Rating  
 Moody Rating

General Tax Rate Per \$100. 2.30  
 State Equalized Tax Rate 2.04

## WOODLAND TWP. - BURLINGTON CO.

Form of Government  
 Township Committee  
 Number of Members - 3

PER CAPITA:  
 Gross Debt 386.68  
 Net Debt 305.24  
 Debt Service 9.80  
 Total Tax Levy 682.73  
 Municipal Expenditures 450.13

PER CENT:  
 Gross Debt 1.40  
 Net Debt 1.11  
 Tax Levy Collected 90.81  
 Tax Levy Cancelled, Abated or Adjusted .04

EXPENDITURES		REVENUES-REALIZED		1990 PROPERTY TAX	
GENERAL GOVERNMENT		1990 Property Taxes Collected		STATE EQUALIZED TAX RATE	
Governing Body & Public Boards			1,279,203.00	Local District School Taxes	1.18
Municipal Clerk		1990 Payments in Lieu of Taxes		Regional & Consolidated School Tax	
Financial Administration	40,157.00	Delinquent Tax & Lien Collections	63,554.00	School Taxes in Municipal Budget	
Assessment of Taxes	25,500.00	Business Personalty Replacement Taxes	6,644.00	County Taxes	.54
Collection of Taxes	35,942.00	Taxes from Public Utilities	94,178.00	Caunty Library Taxes	.03
Planning, Hausing & Development	18,306.00	Other Miscellaneous Tax Revenues		Local Municipal Purpose Taxes	.30
Human Resources	9,708.00	State Aid Revenues	185,318.00	Veteran & Senior Citizen Taxes	
Elections		Federal Aid Revenues		Total Taxes for Rate Computation	2.05
General Administration (ather)	128,117.00	State and Local Fiscal Assistance Act Utilized		Special District Taxes	
JUDICIARY		Sale of Acquired Property		Bank Corp. Taxes	
Municipal Courts	31,635.00	Other Miscellaneous Revenues	177,387.00	Added and Omitted Taxes	29,908.00
PUBLIC SAFETY		Total	1,806,284.00	Total Taxes Levied - ABSTRACT	1,408,475.79
Fire Protection	26,667.00	Prior Years Surplus Appropriated	310,522.00	Total Taxes Billed	1,408,622.00
Police Protection	12,000.00	REVENUES TOTAL	2,116,806.00	1990 TAXES COLLECTED	1,279,203.00
Civil Defense & Disaster Contral	500.00	Reserve For Uncollected Taxes	138,160.00	1990 Taxes Cancelled, Abated or Adjusted	504.00
Environmental Inspection & Contral	11,955.00	CAPITAL OUTLAY TOTAL	196,193.00	Transfer to Tax Title Liens or Foreclosed	48,457.00
Other Public Safety				Balance Outstanding Dec. 31, 1990	80,458.00
PUBLIC WORKS				PRIOR YEARS TAXES OUTSTANDING	
Streets and Drainage	188,442.00	Public Enterprises		Balance January 1, 1990	63,920.00
Sewers and Sewage Processing		Recreation—Culture		Collected in 1990	61,782.00
Garbage and Trash Disposal	99,186.00	Public Works	189,826.00	Cancelled, Abated or Adjusted 1990	9.00
Public Buildings and Grounds		Buildings and Grounds	6,367.00	Transfers to Tax Title Liens or Foreclosed	2,129.00
Other Public Works		Library and Education		Balance December 31, 1990	
HEALTH and WELFARE		Conservation		TAX TITLE LIENS OUTSTANDING	
Health Services Except Environmental	3,471.00	All Other		Balance January 1, 1990	391,811.00
Welfare-Public Assistance	3,243.00	CAPITAL DEBT AUTHORIZED, DECEMBER 31, 1990		Transfer From Taxes	52,416.00
Hospital, Clinics, First Aid		ISSUED AND UNISSUED GROSS DEBT		Redeemed in 1990	1,770.00
Animal, Insect, & Rodent Contral	7,638.00	School	168,000	Cancelled, Abated or Adjusted (1990)	
Other Welfare Services		Self-Liquidating		Transfers to Foreclosed Property	
RECREATION and CONSERVATION		Other	629,718	Balance December 31, 1990	442,457.00
Beaches and Boardwalks		Total	797,718	PROPERTY ACQUIRED BY DEED OR FORECLOSURE	
Parks, Playgrounds, Shade Trees	6,300.00	ISSUED AND OUTSTANDING		Balance January 1, 1990	33,600.00
Land Reclamation & Conservation	4,684.00	Schaal	143,000.00	Transfers From Taxes or Liens	
Other Recreational Services		Self-Liquidating		Sale for Cash (1990)	
EDUCATION (excluding schaals)		Other	154,500.00	Cancelled, Abated or Adjusted (1990)	
Libraries		Total	297,500.00	Balance December 31, 1990	33,600.00
Other Educational Services		EQUALIZED VALUATION BASIS		CURRENT FINANCES DECEMBER 31, 1990	
STATUTORY EXPENDITURES		FOR NET DEBT COMPUTATION	56,929,243	ASSETS	
Pensions & F. I. C. A.	27,228.00	REAL PROPERTY VALUATIONS		Cash Dec. 31, 1990	1,000,992.00
Employee Fringe Benefits	14,000.00	Code Class # of Parcels % VAL'N	ASSESSED VALUATION	Taxes Receivable	80,458.00
Other Statutory Expenditures		1 Vacant Land 2999 14.72	8,692,120.00	Tax Title Liens	442,457.00
CETA And Other Public Employment Programs		2 Residential 389 60.09	35,478,900.00	Foreclosed Property	33,600.00
MUNICIPAL FUNCTIONS TOTAL	695,229.00	3 Farm 276 6.47	3,823,705.00	Emergencies & Other Deferred Charges	
CAPITAL IMPROVEMENTS *MEMO*		4a Commercial 25 3.95	2,334,100.00	State and Federal Aid Receivable	
DEBT SERVICE		4b Industrial 19 14.76	8,713,790.00	Other Receivables	50,470.00
Principal Payments		4c Apartments		Total	1,607,977.00
Interest Payments	20,222.00	Total	3708	LIABILITIES, RESERVES, AND SURPLUS	
DEFERRED CHARGES	75,000.00	Land Area 95.38 Sq. Miles		Cash Liabilities	371,509.00
SCHOOL, COUNTY, SPECIAL DISTRICT TAXES	1,177,094.79	Net Valuation Taxable-Municipal	59,918,106	Reserves for Receivables	606,985.00
RESERVE FOR UNCOLLECTED TAXES	138,160.00	Net Valuation Taxable-County	62,168,431	Surplus Dec. 31, 1990	629,483.00
EXPENDITURES TOTAL	2,105,705.79	State Equalized Valuation	67,290,131	Total	1,607,977.00
		State Equalization Ratio	83.90		

0437

Population 1980 2,578  
 Population 1990 2,547  
 S & P Rating  
 Moody Rating

General Tax Rate Per \$100. 4.87  
 State Equalized Tax Rate 3.43

WOODLYNNE BOROUGH - CAMDEN CO.  
 Form of Government  
 Borough Council  
 Number of Members - 6

PER CAPITA:  
 Gross Debt 72.39  
 Net Debt 72.39  
 Debt Service 25.77  
 Total Tax Levy 664.55  
 Municipal Expenditures 412.32

PER CENT:  
 Gross Debt .41  
 Net Debt .41  
 Tax Levy Collected 94.15  
 Tax Levy Cancelled, Abated or Adjusted

EXPENDITURES		REVENUES-REALIZED		1990 PROPERTY TAX	
<b>GENERAL GOVERNMENT</b>				<b>STATE EQUALIZED TAX RATE</b>	
Governing Body & Public Boards		1990 Property Taxes Collected	1,594,960.98	Local District School Taxes	1.69 533,983.50
Municipal Clerk		1990 Payments in Lieu of Taxes		Regional & Consolidated School Tax	
Financial Administration	15,750.00	Delinquent Tax & Lien Collections	39,192.66	School Taxes in Municipal Budget	
Assessment of Taxes	3,650.00	Business Personalty Replacement Taxes	9,409.52	County Taxes	.90 441,478.87
Collection of Taxes	527.93	Taxes from Public Utilities	89,996.00	County Library Taxes	.02 11,911.79
Planning, Housing & Development	300.00	Other Miscellaneous Tax Revenues		Local Municipal Purpose Taxes	1.42 697,000.00
Human Resources	32,902.55	State Aid Revenues	63,427.73	Veteran & Senior Citizen Taxes	
Elections	2,000.00	Federal Aid Revenues		Total Taxes for Rate Computation	3.43 1,730,574.16
General Administration (other)	163,274.34	State and Local Fiscal Assistance Act Utilized		Special District Taxes	
<b>JUDICIARY</b>		Sale of Acquired Property		Bank Corp. Taxes	
Municipal Courts	28,634.87	Other Miscellaneous Revenues	178,408.15	Added and Omitted Taxes	
<b>PUBLIC SAFETY</b>		Total	1,975,395.04	Total Taxes Levied - ABSTRACT	1,692,600.88
Fire Protection	19,837.60	Prior Years Surplus Appropriated	105,000.00	Total Taxes Billed	1,694,139.84
Police Protection	210,785.33	REVENUES TOTAL	2,080,395.04	1990 TAXES COLLECTED	1,594,960.98
Civil Defense & Disaster Control	500.00	Reserve For Uncollected Taxes	82,344.70	1990 Taxes Cancelled, Abated or Adjusted	
Environmental Inspection & Control	4,000.00			Transfer to Tax Title Liens or Foreclosed	1,970.33
Other Public Safety				Balance Outstanding Dec. 31, 1990	97,208.53
<b>PUBLIC WORKS</b>		<b>CAPITAL OUTLAY TOTAL</b>		<b>PRIOR YEARS TAXES OUTSTANDING</b>	
Streets and Drainage	96,854.87	Public Enterprises		Balance January 1, 1990	52,610.60
Sewers and Sewage Processing	6,200.00	Recreation—Culture		Collected in 1990	39,042.66
Garbage and Trash Disposal	149,231.25	Public Works		Cancelled, Abated or Adjusted 1990	
Public Buildings and Grounds	46,800.00	Buildings and Grounds		Transfers to Tax Title Liens or Foreclosed	
Other Public Works		Library and Education		Balance December 31, 1990	13,567.94
<b>HEALTH and WELFARE</b>		Conservation		<b>TAX TITLE LIENS OUTSTANDING</b>	
Health Services Except Environmental		All Other		Balance January 1, 1990	18,529.40
Welfare—Public Assistance	6,200.00			Transfer From Taxes	1,970.33
Hospital, Clinics, First Aid				Redeemed in 1990	150.00
Animal, Insect, & Rodent Control				Cancelled, Abated or Adjusted (1990)	
Other Welfare Services				Transfers to Foreclosed Property	11,329.45
<b>RECREATION and CONSERVATION</b>				Balance December 31, 1990	9,020.28
Beaches and Boardwalks				<b>PROPERTY ACQUIRED BY DEED OR FORECLOSURE</b>	
Parks, Playgrounds, Shade Trees	5,000.00			Balance January 1, 1990	22,400.00
Land Reclamation & Conservation	4,000.00			Transfers From Taxes or Liens	11,329.45
Other Recreational Services	7,000.00			Sale for Cash (1990)	
<b>EDUCATION (excluding schools)</b>				Cancelled, Abated or Adjusted (1990)	2,529.45
Libraries	1,192.52			Balance December 31, 1990	31,200.00
Other Educational Services				<b>CURRENT FINANCES DECEMBER 31, 1990</b>	
<b>STATUTORY EXPENDITURES</b>				<b>ASSETS</b>	
Pensions & F. L. C. A.	57,998.00			Cash Dec. 31, 1990	290,954.87
Employee Fringe Benefits	34,000.00			Taxes Receivable	110,776.47
Other Statutory Expenditures				Tax Title Liens	9,020.28
<b>CETA And Other Public Employment Programs</b>				Foreclosed Property	31,200.00
<b>MUNICIPAL FUNCTIONS TOTAL</b>	896,639.86			Emergencies & Other Deferred Charges	
<b>CAPITAL IMPROVEMENTS *MEMO*</b>	2,000.00			State and Federal Aid Receivable	100,475.72
<b>DEBT SERVICE</b>				Other Receivables	43,469.58
Principal Payments	52,500.00			Total	585,896.92
Interest Payments	13,124.08			<b>LIABILITIES, RESERVES, AND SURPLUS</b>	
<b>DEFERRED CHARGES</b>	5,564.81			Cash Liabilities	200,558.13
<b>SCHOOL, COUNTY, SPECIAL DISTRICT TAXES</b>	987,374.16			Reserves for Receivables	194,466.33
<b>RESERVE FOR UNCOLLECTED TAXES</b>	82,344.70			Surplus Dec. 31, 1990	190,872.46
<b>EXPENDITURES TOTAL</b>	2,037,547.61			Total	585,896.92



1715

Population 1980 3,250  
 Population 1990 3,154  
 S & P Rating  
 Moody Rating

General Tax Rate Per \$100.

5.02

State Equalized Tax Rate

2.37

**WOODSTOWN BORO. - SALEM CO.**  
**Form of Government**  
**Borough Council**  
**Number of Members - 6**

PER CAPITA:

Gross Debt 936.17  
 Net Debt 137.92  
 Debt Service 17.08  
 Total Tax Levy 909.42  
 Municipal Expenditures 460.23

PER CENT:

Gross Debt 3.00  
 Net Debt .44  
 Tax Levy Collected 92.81  
 Tax Levy Cancelled, Abated or Adjusted .01

EXPENDITURES		REVENUES-REALIZED		1990 PROPERTY TAX	
<b>GENERAL GOVERNMENT</b>				<b>STATE EQUALIZED TAX RATE</b> →	
Governing Body & Public Boards		1990 Property Taxes Collected	2,662,125.78	Local District School Taxes	
Municipal Clerk		1990 Payments in Lieu of Taxes		Regional & Consolidated School Tax	1.04 1,255,798.24
Financial Administration	35,180.00	Delinquent Tax & Lien Collections	176,164.24	School Taxes in Municipal Budget	
Assessment of Taxes	11,370.00	Business Personalty Replacement Taxes	21,686.64	County Taxes	.68 815,051.36
Collection of Taxes	15,230.00	Taxes from Public Utilities	127,695.00	County Library Taxes	
Planning, Housing & Development	10,910.00	Other Miscellaneous Tax Revenues		Local Municipal Purpose Taxes	.65 785,200.00
Human Resources	44,032.04	State Aid Revenues	77,983.00	Veteran & Senior Citizen Taxes	
Elections	400.00	Federal Aid Revenues		Total Taxes for Rate Computation	2.37 2,888,249.60
General Administration (other)	97,923.00	State and Local Fiscal Assistance Act Utilized		Special District Taxes	
<b>JUDICIARY</b>		Sale of Acquired Property		Bank Corp. Taxes	
Municipal Courts	33,800.00	Other Miscellaneous Revenues	220,444.35	Added and Omitted Taxes	12,254.24
<b>PUBLIC SAFETY</b>		Total	3,286,099.01	Total Taxes Levied - ABSTRACT	2,868,303.84
Fire Protection	12,700.00	Prior Years Surplus Appropriated	184,463.25	Total Taxes Billed	2,868,303.84
Police Protection	309,353.63	REVENUES TOTAL	3,470,562.26	1990 TAXES COLLECTED	2,662,125.78
Civil Defense & Disaster Control	2,600.00	Reserve For Uncollected Taxes	226,789.02	1990 Taxes Cancelled, Abated or Adjusted	148.35
Environmental Inspection & Control	22,370.00	CAPITAL OUTLAY TOTAL	61,354.39	Transfer to Tax Title Liens or Foreclosed	3,358.45
Other Public Safety				Balance Outstanding Dec. 31, 1990	202,671.26
<b>PUBLIC WORKS</b>				<b>PRIOR YEARS TAXES OUTSTANDING</b>	
Streets and Drainage	143,572.00	Public Enterprises	291.00	Balance January 1, 1990	178,790.65
Sewers and Sewage Processing	25,000.00	Recreation—Culture		Collected in 1990	175,077.12
Garbage and Trash Disposal	147,090.00	Public Works	28,256.00	Cancelled, Abated or Adjusted 1990	
Public Buildings and Grounds	58,300.00	Buildings and Grounds	32,807.39	Transfers to Tax Title Liens or Foreclosed	1,138.79
Other Public Works		Library and Education		Balance December 31, 1990	2,574.74
<b>HEALTH and WELFARE</b>		Conservation		<b>TAX TITLE LIENS OUTSTANDING</b>	
Health Services Except Environmental	2,425.00	All Other		Balance January 1, 1990	10,243.31
Welfare-Public Assistance	6,250.00	CAPITAL DEBT AUTHORIZED, DECEMBER 31, 1990		Transfer From Taxes	4,513.10
Hospital, Clinics, First Aid	1,000.00	ISSUED AND UNISSUED		Redeemed in 1990	1,087.12
Animal, Insect, & Rodent Control	2,050.00	School	2,457,689	Cancelled, Abated or Adjusted (1990)	
Other Welfare Services		Self-Liquidating	60,000	Transfers to Foreclosed Property	11,240.46
<b>RECREATION and CONSERVATION</b>		Other	435,000	Balance December 31, 1990	2,428.83
Beaches and Boardwalks		Total	2,952,689	<b>PROPERTY ACQUIRED BY DEED OR FORECLOSURE</b>	
Parks, Playgrounds, Shade Trees	10,100.00	ISSUED AND OUTSTANDING		Balance January 1, 1990	53,559.54
Land Reclamation & Conservation		School	2,457,689.77	Transfers From Taxes or Liens	11,240.46
Other Recreational Services	21,567.00	Self-Liquidating	60,000.00	Sale for Cash (1990)	
<b>EDUCATION (excluding schools)</b>		Other	435,000.00	Cancelled, Abated or Adjusted (1990)	
Libraries	3,700.00	Total	2,952,689.77	Balance December 31, 1990	64,800.00
Other Educational Services		EQUALIZED VALUATION BASIS		<b>CURRENT FINANCES DECEMBER 31, 1990</b>	
<b>STATUTORY EXPENDITURES</b>		FOR NET DEBT COMPUTATION	98,543.003	<b>ASSETS</b>	
Pensions & F. I. C. A.	78,360.00	REAL PROPERTY VALUATIONS		Cash Dec. 31, 1990	589,979.58
Employee Fringe Benefits	74,917.00	Code Class # of Parcels % VAL'N		Taxes Receivable	205,246.00
Other Statutory Expenditures	700.00	1 Vacant Land 94 1.18	664,900.00	Tax Title Liens	2,428.83
CETA And Other Public Employment Programs		2 Residential 930 77.63	43,576,900.00	Foreclosed Property	64,800.00
<b>MUNICIPAL FUNCTIONS</b>		3 Farm 18 .20	108,500.00	Emergencies & Other Deferred Charges	
CAPITAL IMPROVEMENTS *MEMO*	20,000.00	4a Commercial 78 14.88	8,352,700.00	State and Federal Aid Receivable	40,512.63
<b>DEBT SERVICE</b>		4b Industrial		Other Receivables	135.35
Principal Payments	25,000.00	4c Apartments 10 6.11	3,429,000.00	Total	903,102.39
Interest Payments	28,866.50	Total 1130	56,132,000.00	<b>LIABILITIES, RESERVES, AND SURPLUS</b>	
<b>DEFERRED CHARGES</b>		Land Area 1.56 Sq. Miles		Cash Liabilities	333,822.43
SCHOOL, COUNTY, SPECIAL DISTRICT TAXES	2,070,849.60	Net Valuation Taxable-Municipal	56,905,352	Reserves for Receivables	272,610.18
RESERVE FOR UNCOLLECTED TAXES	226,789.02	Net Valuation Taxable-County	96,383,636	Surplus Dec. 31, 1990	296,669.78
<b>EXPENDITURES TOTAL</b>	3,522,421.19	State Equalized Valuation	119,520,972	Total	903,102.39
		State Equalization Ratio	47.27		

0824

Population 1980 1,129  
 Population 1990 1,459  
 S & P Rating  
 Moody Rating

General Tax Rate Per \$100. 2.22  
 State Equalized Tax Rate 2.33

## WOOLWICH TOWNSHIP - GLOUCESTER CO.

Form of Government  
 Township Committee  
 Number of Members - 3

PER CAPITA:  
 Gross Debt 1,365.48  
 Net Debt 250.17  
 Debt Service 14.64  
 Total Tax Levy 1,551.94  
 Municipal Expenditures 807.59

PER CENT:  
 Gross Debt 2.58  
 Net Debt .47  
 Tax Levy Collected 88.18  
 Tax Levy Cancelled, Abated or Adjusted 1.88

EXPENDITURES		REVENUES-REALIZED		1990 PROPERTY TAX	
<b>GENERAL GOVERNMENT</b>				<b>STATE EQUALIZED TAX RATE</b>	
Governing Body & Public Boards		1990 Property Taxes Collected	2,005,270.93	Local District School Taxes	664,618.75
Municipal Clerk		1990 Payments in Lieu of Taxes		Regional & Consolidated School Tax	418,448.28
Financial Administration	12,970.00	Delinquent Tax & Lien Collections	172,288.29	School Taxes in Municipal Budget	
Assessment of Taxes	13,700.00	Business Personalty Replacement Taxes	59,527.88	County Taxes	572,654.43
Collection of Taxes	11,000.00	Taxes from Public Utilities	241,227.00	County Library Taxes	22,041.93
Planning, Housing & Development	30,160.00	Other Miscellaneous Tax Revenues		Local Municipal Purpose Taxes	556,308.96
Human Resources	38,240.68	State Aid Revenues	11,811.83	Veteran & Senior Citizen Taxes	9,550.00
Elections	590.00	Federal Aid Revenues		Total Taxes for Rate Computation	2,243,622.35
General Administration (other)	128,323.25	State and Local Fiscal Assistance Act Utilized		Special District Taxes	
<b>JUDICIARY</b>		Sale of Acquired Property		Bank Corp. Taxes	
Municipal Courts	47,725.00	Other Miscellaneous Revenues		Added and Omitted Taxes	30,215.15
<b>PUBLIC SAFETY</b>		Total	2,768,648.93	Total Taxes Levied - ABSTRACT	2,264,287.50
Fire Protection	57,760.00	Prior Years Surplus Appropriated	112,430.21	Total Taxes Billed	2,274,095.22
Police Protection	227,069.60	REVENUES TOTAL	2,881,079.14	1990 TAXES COLLECTED	2,005,270.93
Civil Defense & Disaster Control	1,000.00	Reserve For Uncollected Taxes	173,304.72	1990 Taxes Cancelled, Abated or Adjusted	42,716.79
Environmental Inspection & Control	73,210.00	CAPITAL OUTLAY TOTAL	125,246.91	Transfer to Tax Title Liens or Foreclosed	1,443.00
Other Public Safety				Balance Outstanding Dec. 31, 1990	224,664.50
<b>PUBLIC WORKS</b>		Public Enterprises		PRIOR YEARS TAXES OUTSTANDING	
Streets and Drainage	34,200.00	Recreation—Culture		Balance January 1, 1990	268,160.97
Sewers and Sewage Processing		Public Works		Collected in 1990	172,288.29
Garbage and Trash Disposal	103,500.00	Buildings and Grounds	125,246.91	Cancelled, Abated or Adjusted 1990	
Public Buildings and Grounds	21,335.00	Library and Education		Transfers to Tax Title Liens or Foreclosed	
Other Public Works		Conservation		Balance December 31, 1990	95,872.68
<b>HEALTH and WELFARE</b>		All Other		TAX TITLE LIENS OUTSTANDING	
Health Services Except Environmental	975.00	CAPITAL DEBT AUTHORIZED, DECEMBER 31, 1990		Balance January 1, 1990	4,646.27
Welfare—Public Assistance	2,260.00	ISSUED AND UNISSUED		Transfer From Taxes	1,443.00
Hospital, Clinics, First Aid		School	1,627,241	Redeemed in 1990	
Animal, Insect, & Rodent Control	1,400.00	Self-Liquidating		Cancelled, Abated or Adjusted (1990)	
Other Welfare Services		Other	365,000	Transfers to Foreclosed Property	
<b>RECREATION and CONSERVATION</b>		Total	1,992,241	Balance December 31, 1990	6,089.27
Beaches and Boardwalks		ISSUED AND OUTSTANDING		PROPERTY ACQUIRED BY DEED OR	
Parks, Playgrounds, Shade Trees	2,000.00	School	1,570,001.96	FORECLOSURE	
Land Reclamation & Conservation		Self-Liquidating		Balance January 1, 1990	3,600.00
Other Recreational Services		Other	165,000.00	Transfers From Taxes or Liens	
<b>EDUCATION (excluding schools)</b>		Total	1,735,001.96	Sale for Cash (1990)	
Libraries		EQUALIZED VALUATION BASIS		Cancelled, Abated or Adjusted (1990)	
Other Educational Services	300.00	FOR NET DEBT COMPUTATION	77,156,278	Balance December 31, 1990	3,600.00
<b>STATUTORY EXPENDITURES</b>		REAL PROPERTY VALUATIONS		CURRENT FINANCES DECEMBER 31, 1990	
Pensions & F. L. C. A.	50,765.00	Code Class # of Parcels % VAL'N		ASSETS	
Employee Fringe Benefits	48,584.28	1 Vacant Land 197 9.01	8,967,700.00	Cash Dec. 31, 1990	702,308.23
Other Statutory Expenditures		2 Residential 336 40.71	40,517,000.00	Taxes Receivable	320,537.18
CETA And Other Public Employment Programs		3 Farm 456 25.71	25,588,900.00	Tax Title Liens	6,089.27
<b>MUNICIPAL FUNCTIONS</b>		4a Commercial 45 21.64	21,533,800.00	Foreclosed Property	3,600.00
CAPITAL IMPROVEMENTS	907,067.81	4b Industrial 2 2.94	2,924,300.00	Emergencies & Other Deferred Charges	192,371.38
<b>DEBT SERVICE</b>		4c Apartments		State and Federal Aid Receivable	78,680.00
Principal Payments		Total 1036	99,531,700.00	Other Receivables	36,256.02
Interest Payments	21,357.14	Land Area 21.48 Sq. Miles		Total	1,339,842.08
<b>DEFERRED CHARGES</b>		Net Valuation Taxable-Municipal	101,075,679	LIABILITIES, RESERVES, AND SURPLUS	
SCHOOL, COUNTY, SPECIAL DISTRICT TAXES	1,677,763.39	Net Valuation Taxable-County	80,947,397	Cash Liabilities	536,776.70
RESERVE FOR UNCOLLECTED TAXES	173,304.72	State Equalized Valuation	96,580,454	Reserves for Receivables	366,482.47
EXPENDITURES TOTAL	2,856,034.49	State Equalization Ratio	104.73	Surplus Dec. 31, 1990	436,582.91
				Total	1,339,842.08



0340  
 Population 1980 3,031  
 Population 1990 3,843  
 S & P Rating  
 Moody Rating

General Tax Rate Per \$100. 2.48  
 State Equalized Tax Rate 2.64

WRIGHTSTOWN BORO. - BURLINGTON CO.  
 Form of Government  
 Borough Council  
 Number of Members - 6

PER CAPITA:  
 Gross Debt 61.64  
 Net Debt 7.25  
 Debt Service 7.70  
 Total Tax Levy 151.51  
 Municipal Expenditures 112.27  
 PER CENT:  
 Gross Debt 1.18  
 Net Debt .14  
 Tax Levy Collected 91.39  
 Tax Levy Cancelled, Abated or Adjusted .32

EXPENDITURES	REVENUES-REALIZED	1990 PROPERTY TAX
GENERAL GOVERNMENT		STATE EQUALIZED TAX RATE
Governing Body & Public Boards		Local District School Taxes
Municipal Clerk		Regional & Consolidated School Tax 1.24 273,182.59
Financial Administration 15,100.00	1990 Property Taxes Collected 532,185.00	School Taxes in Municipal Budget
Assessment of Taxes 7,100.00	1990 Payments in Lieu of Taxes	County Taxes .60 132,269.42
Collection of Taxes 4,100.00	Delinquent Tax & Lien Collections 64,933.00	County Library Taxes .03 7,631.37
Planning, Housing & Development 3,700.00	Business Personalty Replacement Taxes 17,947.00	Local Municipal Purpose Taxes .76 167,862.00
Human Resources	Taxes from Public Utilities 72,270.00	Veteran & Senior Citizen Taxes 2,600.00
Elections	Other Miscellaneous Tax Revenues	Total Taxes for Rate Computation 2.63 583,545.38
General Administration (other) 79,000.00	State Aid Revenues 56,321.00	Special District Taxes
JUDICIARY	Federal Aid Revenues	Bank Corp. Taxes
Municipal Courts	State and Local Fiscal Assistance Act Utilized	Added and Omitted Taxes 1,306.00
PUBLIC SAFETY	Sale of Acquired Property	Total Taxes Levied - ABSTRACT 582,251.38
Fire Protection 10,626.00	Other Miscellaneous Revenues 70,317.00	Total Taxes Billed 582,295.00
Police Protection 47,600.00	Total 813,973.00	1990 TAXES COLLECTED 532,185.00
Civil Defense & Disaster Control 1,750.00	Prior Years Surplus Appropriated 33,000.00	1990 Taxes Cancelled, Abated or Adjusted 1,868.00
Environmental Inspection & Control 8,800.00	REVENUES TOTAL 846,973.00	Transfer to Tax Title Liens or Foreclosed 3,538.00
Other Public Safety	Reserve for Uncollected Taxes 79,022.00	Balance Outstanding Dec. 31, 1990 44,704.00
PUBLIC WORKS	CAPITAL OUTLAY TOTAL 30,000.00	PRIOR YEARS TAXES OUTSTANDING
Streets and Drainage 62,000.00	Public Enterprises	Balance January 1, 1990 63,336.00
Sewers and Sewage Processing 38,900.00	Recreation-Culture	Collected in 1990 62,695.00
Garbage and Trash Disposal 21,871.00	Public Works	Cancelled, Abated or Adjusted 1990 1.00
Public Buildings and Grounds	Buildings and Grounds 30,000.00	Transfers to Tax Title Liens or Foreclosed
Other Public Works	Library and Education	Balance December 31, 1990 640.00
HEALTH and WELFARE	Conservation	TAX TITLE LIENS OUTSTANDING
Health Services Except Environmental 300.00	All Other	Balance January 1, 1990 13,381.00
Welfare-Public Assistance 7,400.00		Transfer from Taxes 3,538.00
Hospital, Clinics, First Aid	CAPITAL DEBT AUTHORIZED, DECEMBER 31, 1990	Redeemed in 1990 2,238.00
Animal, Insect, & Radent Control	ISSUED AND UNISSUED GROSS DEBT NET DEBT	Cancelled, Abated or Adjusted (1990)
Other Welfare Services	School 209,040	Transfers to Foreclosed Property
RECREATION and CONSERVATION	Self-Liquidating 27,855 27,855	Balance December 31, 1990 14,681.00
Beaches and Boardwalks	Other 27,855 27,855	PROPERTY ACQUIRED BY DEED OR
Parks, Playgrounds, Shade Trees	Total 236,895 27,855	FORECLOSURE
Land Reclamation & Conservation	ISSUED AND OUTSTANDING	Balance January 1, 1990 1,000.00
Other Recreational Services 2,000.00	School 209,040.12	Transfers From Taxes or Liens
EDUCATION (excluding schools)	Self-Liquidating 26,125.00	Sale for Cash (1990)
Libraries	Other 235,165.12	Cancelled, Abated or Adjusted (1990)
Other Educational Services	Total	Balance December 31, 1990 1,000.00
STATUTORY EXPENDITURES	EQUALIZED VALUATION BASIS	CURRENT FINANCES DECEMBER 31, 1990
Pensions & F. I. C. A. 8,575.00	FOR NET DEBT COMPUTATION 20,134,151	ASSETS
Employee Fringe Benefits 3,125.00	REAL PROPERTY VALUATIONS	Cash Dec. 31, 1990 333,087.00
Other Statutory Expenditures 900.00	Code Class # of Parcels % VAL'N ASSESSED VALUATION	Taxes Receivable 45,344.00
CETA And Other Public Employment Programs	1 Vacant Land 24 3.17 673,750.00	Tax Title Liens 14,681.00
MUNICIPAL FUNCTIONS TOTAL 322,847.00	2 Residential 102 34.68 7,375,750.00	Foreclosed Property 1,000.00
CAPITAL IMPROVEMENTS *MEMO*	3 Farm 3 .12 26,450.00	Emergencies & Other Deferred Charges 3,358.00
DEBT SERVICE	4a Commercial 55 45.12 9,596,600.00	State and Federal Aid Receivable 1,004.00
Principal Payments 26,125.00	4b Industrial 1 .12 25,150.00	Other Receivables 9,936.00
Interest Payments 3,466.00	4c Apartments 16 16.79 3,571,500.00	Total 408,410.00
DEFERRED CHARGES	Total 201 21,269,200.00	LIABILITIES, RESERVES, AND SURPLUS
SCHOOL, COUNTY, SPECIAL DISTRICT TAXES 413,083.38	Land Area 1.65 Sq. Miles	Cash Liabilities 193,158.00
RESERVE FOR UNCOLLECTED TAXES 79,022.00	Net Valuation Taxable-Municipal 23,389,254	Reserves for Receivables 70,961.00
EXPENDITURES TOTAL 844,543.38	Net Valuation Taxable-County 22,795,766	Surplus Dec. 31, 1990 144,291.00
	State Equalized Valuation 22,108,025	Total 408,410.00
	State Equalization Ratio 106.41	

0270

Population 1980 15,500  
 Population 1990 15,372  
 S & P Rating A  
 Moody Rating AA

General Tax Rate Per \$100.

2.28

State Equalized Tax Rate

1.50

## WYCKOFF TOWNSHIP - BERGEN COUNTY

Form of Government  
 Township Committee  
 Number of Members - 5

PER CAPITA:

Grass Debt 261.24  
 Net Debt 208.20  
 Debt Service 31.51  
 Total Tax Levy 1,811.18  
 Municipal Expenditures 584.04

PER CENT:

Grass Debt .22  
 Net Debt .18  
 Tax Levy Collected 98.35  
 Tax Levy Cancelled, Abated or Adjusted

EXPENDITURES		REVENUES-REALIZED		1990 PROPERTY TAX	
GENERAL GOVERNMENT				STATE EQUALIZED TAX RATE	
Governing Body & Public Boards		1990 Property Taxes Collected	27,472,520.50	Local District School Taxes	.65 11,915,036.00
Municipal Clerk		1990 Payments in Lieu of Taxes		Regional & Consolidated School Tax	.31 5,777,883.50
Financial Administration	37,252.00	Delinquent Tax & Lien Collections	389,409.36	School Taxes in Municipal Budget	
Assessment of Taxes	95,647.00	Business Personalty Replacement Taxes	91,124.12	County Taxes	.24 4,493,975.71
Collection of Taxes	31,110.00	Taxes from Public Utilities	898,125.00	County Library Taxes	
Planning, Housing & Development	73,878.00	Other Miscellaneous Tax Revenues		Local Municipal Purpose Taxes	.30 5,467,464.02
Human Resources	75,204.00	State Aid Revenues	61,831.30	Veteran & Senior Citizen Taxes	
Elections	3,200.00	Federal Aid Revenues		Total Taxes far Rate Computation	1.50 27,757,359.23
General Administration (other)	771,435.17	State and Local Fiscal Assistance Act Utilized		Special District Taxes	
JUDICIARY		State and Local Fiscal Assistance Act Utilized		Bank Corp. Taxes	
Municipal Courts	71,866.00	Sale of Acquired Property		Added and Omitted Taxes	187,113.54
PUBLIC SAFETY		Other Miscellaneous Revenues	966,271.54	Total Taxes Levied - ABSTRACT	27,841,472.77
Fire Protection	127,627.40		29,879,281.82	Total Taxes Billed	27,933,044.20
Police Protection	1,343,542.00	Prior Years Surplus Appropriated	1,700,000.00	1990 TAXES COLLECTED	27,472,520.50
Civil Defense & Disaster Control	3,500.00	REVENUES TOTAL	31,579,281.82	1990 Taxes Cancelled, Abated or Adjusted	
Environmental Inspection & Control	154,205.00	Reserve Far Uncollected Taxes	1,444,355.09	Transfer to Tax Title Liens or Foreclosed	11,322.48
Other Public Safety		CAPITAL OUTLAY TOTAL	807,633.65	Balance Outstanding Dec. 31, 1990	449,041.06
PUBLIC WORKS				PRIOR YEARS TAXES OUTSTANDING	
Streets and Drainage	795,500.00	Public Enterprises		Balance January 1, 1990	400,803.64
Sewers and Sewage Processing		Recreation-Culture		Collected in 1990	389,409.36
Gorbage and Trash Disposal	1,522,016.00	Public Works	353,754.23	Cancelled, Abated or Adjusted 1990	9,011.12
Public Buildings and Grounds	98,014.00	Buildings and Grounds	453,879.42	Transfers to Tax Title Liens or Foreclosed	2,223.00
Other Public Works	90,000.00	Library and Education		Balance December 31, 1990	160.16
HEALTH and WELFARE		Conservation		TAX TITLE LIENS OUTSTANDING	
Health Services Except Environmental	59,301.00	All Other		Balance January 1, 1990	12,958.45
Welfare-Public Assistance	12,350.00			Transfer From Taxes	13,840.19
Hospital, Clinics, First Aid		CAPITAL DEBT AUTHORIZED, DECEMBER 31, 1990		Redeemed in 1990	
Animal, Insect, & Rodent Control		ISSUED AND UNISSUED		Cancelled, Abated or Adjusted (1990)	
Other Welfare Services		School	159,352	Transfers to Foreclosed Property	
RECREATION and CONSERVATION		Self-Liquidating		Balance December 31, 1990	26,798.64
Beaches and Boardwalks		Other	3,856,374	PROPERTY ACQUIRED BY DEED OR	
Parks, Playgrounds, Shade Trees	14,500.00	Total	4,015,726	FORECLOSURE	
Land Reclamation & Conservation	289,918.00			Balance January 1, 1990	27,440.00
Other Recreational Services	82,534.00	ISSUED AND OUTSTANDING		Transfers From Taxes or Liens	
EDUCATION (excluding schools)		School	159,352.20	Sale for Cash (1990)	
Libraries	445,868.00	Self-Liquidating		Cancelled, Abated or Adjusted (1990)	
Other Educational Services		Other	3,712,000.00	Balance December 31, 1990	27,440.00
STATUTORY EXPENDITURES		Total	3,871,352.20	CURRENT FINANCES DECEMBER 31, 1990	
Pensions & F. I. C. A.	442,878.00	EQUALIZED VALUATION BASIS		ASSETS	
Employee Fringe Benefits	264,020.00	FOR NET DEBT COMPUTATION	1,795,477,864	Cash Dec. 31, 1990	3,639,552.10
Other Statutory Expenditures	100.00	REAL PROPERTY VALUATIONS		Taxes Receivable	449,201.22
CETA And Other Public Employment Programs		Code Class # of Parcels % VAL'N		Tax Title Liens	26,798.64
MUNICIPAL FUNCTIONS TOTAL	6,905,465.57	1 Vacant Land 216 1.40	16,917,100.00	Foreclosed Property	27,440.00
CAPITAL IMPROVEMENTS *MEMO*	300,000.00	2 Residential 5110 90.81	1,101,013,050.00	Emergencies & Other Deferred Charges	
DEBT SERVICE		3 Farm 17 .39	4,760,300.00	State and Federal Aid Receivable	1,194.59
Principal Payments	140,387.00	4a Commercial 152 5.76	69,832,800.00	Other Receivables	2,909.65
Interest Payments	344,058.72	4b Industrial 18 1.59	19,279,500.00	Total	4,147,096.20
		4c Apartments 2 .06	696,700.00	LIABILITIES, RESERVES, AND SURPLUS	
DEFERRED CHARGES	143,615.00	Total 5515	1,212,499,450.00	Cash Liabilities	1,055,501.35
SCHOOL, COUNTY, SPECIAL DISTRICT TAXES	22,186,895.21	Land Area 6.70 Sq. Miles		Reserves far Receivables	506,349.51
RESERVE FOR UNCOLLECTED TAXES	1,444,355.09	Net Valuation Taxable-Municipal	1,217,697,951	Surplus Dec. 31, 1990	2,585,245.34
EXPENDITURES TOTAL	31,164,776.59	Net Valuation Taxable-County	1,881,440,635		
		State Equalized Valuation	1,843,432,961		
		State Equalization Ratio	65.96		



# MUNICIPALITIES OPERATING UNDER SPECIAL STATUTORY FORMS OF GOVERNMENT

## OPTIONAL MUNICIPAL CHARTER LAW 1950

### COMMISSION FORM (1911)

Allenhurst Boro.  
 Audubon Boro.  
 Avon-By-The-Sea  
 Bass River Twp.  
 Beach Haven Boro.  
 Belleville Twp.  
 Belmar Boro.  
 Bordentown City  
 Bradley Beach Boro.  
 Brigantine City  
 Cape May Point Boro.  
 Collingswood Boro.  
 Deal Boro.  
 Haddon Twp.  
 Haddonfield Boro.  
 Harvey Cedars Boro.  
 Hawthorne Boro.  
 Long Beach Twp.  
 Longport Boro.  
 Lyndhurst Twp.  
 Margate City, City  
 Millville City  
 Monmouth Beach Boro.  
 Mount Ephraim Boro.  
 North Bergen  
 Nutley Twp.  
 Pine Valley Boro.  
 Ridgefield Park Village  
 Sea Isle City, City  
 Tavistock Boro.  
 Union City, City  
 Ventnor City, City  
 West Cape May Boro.  
 West New York Town  
 West Wildwood Boro.  
 Wildwood Crest Boro.

### MAYOR COUNCIL

#### Plan A

Bridgeton City  
 Long Branch City  
 Vineland City

### MAYOR-COUNCIL (cont'd)

#### Plan B

Avalon Boro.  
 Brick Twp.  
 Camden City  
 Cherry Hill Twp.  
 Gloucester Twp  
 Lodi Boro  
 Mahwah Twp.  
 Passaic City  
 Perth Amboy City  
 Saddle Brook Twp.  
 Spotswood Boro.  
 Tinton Falls Boro.  
 West Orange Twp.

#### Plan C

Bayonne City  
 Jersey City, City  
 Newark City  
 Trenton City

#### Plan D

Atlantic City, City  
 Berkeley Twp.  
 Delran Twp.  
 Hoboken City  
 Irvington Twp.  
 Ocean City, City  
 Orange City, City  
 Paterson City  
 South Amboy City  
 Wildwood City

#### Plan E

Bridgewater Twp.  
 Burlington Twp.  
 East Brunswick Twp.  
 Edison Twp.  
 Hamilton Twp. (Mer.)  
 Jefferson Twp.  
 Marlboro Twp.  
 Mine Hill Twp.  
 Mount Olive Twp.  
 New Brunswick City  
 North Plainfield Boro.

### MAYOR-COUNCIL (cont'd)

#### Plan E (cont'd)

Parsippany-Troy Hills Twp.  
 River Vale Twp.  
 Washington Twp. (Bergen)  
 Washington Twp. (Glou)

#### Plan F

Clark Twp.  
 Denville Twp.  
 Elizabeth City  
 Florence Twp.  
 Lincoln Park Boro.  
 Monroe Twp. (Glou)  
 Monroe Twp. (Midd)  
 Morristown Town  
 Mullica Twp.  
 Old Bridge Twp.  
 Piscataway Twp.  
 Rahway City  
 Rockaway Twp.  
 Wayne Twp.  
 Woodbridge Twp.

### SMALL MUNICIPALITY

#### Plan A

Berlin Twp.  
 Island Heights Boro.  
 Stafford Twp.

#### Plan C

Allamuchy Twp.  
 Chester Twp.  
 Clinton Twp.  
 Fairfield Twp. (Essex)  
 Greenwich Twp. (Glou)  
 Highlands Boro.  
 Lambertville City  
 Logan Twp.  
 Lopatcong Twp.  
 West Paterson Twp.

#### Plan D

Estell Manor

### CONCIL-MANAGER

#### Plan A

Mount Holly Twp.  
 Ocean Twp. (Mon.)

#### Plan B

Byram Twp.  
 Cedar Grove Twp.  
 Evesham Twp.  
 Keansburg Boro.  
 Newton Town  
 Phillipsburg Town  
 Ridgewood Village  
 Sparta Twp.  
 Verona Twp.

#### Plan C

Montclair Twp.  
 Weehawkin Twp.

#### Plan D

Franklin Twp. (Som.)  
 West Milford Twp.

#### Plan E

Aberdeen Twp.  
 Deptford Twp.  
 East Windsor Twp.  
 Eastampton Twp.  
 Fair Lawn Boro.  
 Galloway Twp.  
 Lawrence Twp. (Mer.)  
 Livingston Twp.  
 Lower Twp.  
 Maple Shade Twp.  
 Medford Twp.  
 Moorestown Twp.  
 Mount Laurel Twp.  
 Mountain Lake Boro.  
 Pequannock Twp.  
 Randolph Twp.  
 Ringwood Twp.  
 Scotch Plains Twp  
 Washington Boro.  
 Willingboro Twp.

### COUNCIL-MANAGER (cont'd)

#### Plan F

Roxbury Twp

### COUNCIL-MANAGER ACT Of 1923

Asbury Park City  
 Cape May City  
 Clifton City  
 Garfield City  
 Hackensack City  
 Medford Lakes Boro.  
 Teaneck Twp.  
 Teterboro Boro.

### SPECIAL CHARTER (Pre-1950)

Beverly City (1857)  
 Burlington City (1851)  
 Corbin City, City (1922)  
 Egg Harbor City (1858)  
 Gloucester City, City (1868)  
 Hammonton Town (1866)  
 Salem City (1858)  
 Woodbury City (1870)

### SPECIAL CHARTER (Post-1950)

\*Bloomfield Twp. (1955)  
 \*Englewood City (1970)  
 Hackettstown Town (1970)  
 Hardyston Twp. (1985)  
 Middletown Twp. (1971)  
 \*Montville Twp. (1974)  
 Plainfield City (1968)  
 South Orange Vill. Twp.(1977)  
 Westfield Town (1967)

### MAYOR COUNCIL-ADMINISTRATION

North Brunswick Twp.

\* Charter Study (Faulkner Act)

TABLE I  
POPULATION CLASSIFICATIONS OF NEW JERSEY COUNTIES AND CITIES  
(BASED UPON THE 1980 OFFICIAL CENSUS)

Counties (N.J.S. 40A:6-1)

1st Class	Excess of 550,000 = Population density exceeding 3,000 per square mile Essex, Bergen, Middlesex
2nd Class	All others exceeding 200,000 = Not bordering on the Atlantic Ocean = Burlington, Gloucester, Morris, Union, Passaic, Camden, Hudson, Mercer, Somerset
3rd Class	50,000 - 200,000 = Not bordering on the Atlantic Ocean = Hunterdon, Salem, Cumberland, Sussex, Warren
4th Class	Less than 50,000 = Not bordering on Atlantic Ocean = None
5th Class	Bordering on the Atlantic Ocean, exceeding 100,000 = Monmouth, Atlantic, Ocean
6th Class	Bordering on the Atlantic Ocean, less than 100,000 = Cape May

Cities (R.S. 40:167-2)

1st Class	Exceeding 150,000 = Newark and Jersey City
2nd Class	12,000 - 150,000
3rd Class	All those not in 1st or 2nd class, except cities bordering upon Atlantic Ocean which are seaside or summer resorts.
4th Class	All cities bordering upon the Atlantic Ocean which are seaside or summer resorts.



TABLE 2  
LOCAL UNITS RANKED BY POPULATION - 1990 ESTIMATES

COUNTY	POPULATION	MUNICIPALITY	POPULATION	MUNICIPALITY	POPULATION
Bergen	825,380	Passaic City	58,041	Fair Lawn Borough	30,548
Essex	778,206	Union City City	58,012	Mount Laurel Township	30,270
Middlesex	671,780	Old Bridge Township	56,475		
Monmouth	553,124			Winslow Township	30,087
Hudson	553,099	Vineland City	54,780	Orange City	29,925
		Gloucester Township	53,797	Westfield Township	28,870
Camden	502,824	Union Township	50,024	Hillsborough Township	28,808
Union	493,819	Parsippany-Troy Hills Township	48,478	Long Branch City	28,658
Passaic	453,060	North Bergen Township	48,414		
Ocean	433,203			Neptune Township	28,148
Morris	421,353	Piscataway Township	47,089	Marlboro Township	27,974
		Wayne Township	47,025	Nutley Town Township	27,099
Burlington	395,066	Plainfield City	46,567	Garfield City	26,727
Mercer	325,824	Bloomfield Town Township	45,061	Manalapan Township	26,716
Somerset	240,279	Lakewood Township	45,048		
Gloucester	230,082			Monroe Township (Gloucester)	26,703
Atlantic	224,327	East Brunswick Township	43,548	Livingston Township	26,609
		Franklin Township (Somerset)	42,780	Millville City	25,992
Cumberland	138,053	Perth Amboy City	41,967	South Brunswick Township	25,792
Sussex	130,943	Washington Township (Gloucester)	41,960	Lawrence Township (Mercer)	25,787
Hunterdon	107,776	New Brunswick City	41,711		
Cape May	95,089			West Milford Township	25,430
Warren	91,607	West Orange Town Township	39,103	Rahway City	25,325
		Howell Township	38,987	Paramus Borough	25,067
Salem	65,294	West New York Town	38,125	Ocean Township (Monmouth)	25,058
		Atlantic City City	37,986	Englewood City	24,850
Total	7,730,188	Teaneck Township	37,825		
<u>MUNICIPALITY</u>	<u>POPULATION</u>	Montclair Township Township	37,729	Freehold Township	24,710
Newark City	275,221	Berkeley Township	37,319	Voorhees Township	24,559
Jersey City City	228,537	Hackensack City	37,049	Egg Harbor Township	24,544
Paterson City	140,891	Linden City	36,701	Bergenfield Borough	24,458
Elizabeth City	110,002	Willingboro Township	36,291	Ridgewood Village	24,152
Woodbridge Township	93,086				
Edison Township	88,680	Manchester Township	35,976	Deptford Township	24,137
Trenton City	88,675	Evesham Township	35,309	Galloway Township	23,330
Camden City	87,492	Sayreville Borough	34,986	Cranford Township	22,633
Hamilton Township (Mercer)	86,553	Kearny Town	34,874	Lodi Borough	22,355
Dover Township	76,371	Pennsauken Township	34,738	East Windsor Township	22,353
East Orange City	73,552	Belleville Town Township	34,213	Monroe Township (Middlesex)	22,255
Clifton City	71,742	Ewing Township	34,185	Lacey Township	22,141
Cherry Hill Township	69,348	Hoboken City	33,397	Hazlet Township	21,976
Middletown Township	68,183	Jackson Township	33,233	Maplewood Township	21,652
Brick Township	66,473	Bridgewater Township	32,509	Mount Olive Township	21,282
Bayonne City	61,444	Fort Lee Borough	31,997	Vernon Township	21,211
Irvington Town Township	61,018	Pemberton Township	31,342	Scotch Plains Township	21,160
		North Brunswick Township	31,287		

1990 TABLE 2 (Continued)

<u>MUNICIPALITY</u>	<u>POPULATION</u>	<u>MUNICIPALITY</u>	<u>POPULATION</u>	<u>MUNICIPALITY</u>	<u>POPULATION</u>
Hillside Township	21,044	Montville Township	15,600	Ridgefield Park Village	12,454
Lower Township	20,820	Washington Township (Morris)	15,592	Burlington Township	12,454
Medford Township	20,526				
South Plainfield Borough	20,489	Hopatcong Borough	15,586	Weehawken Township	12,385
Roxbury Township	20,429	Ocean City City	15,512	Tinton Falls Borough	12,361
Cliffside Park Borough	20,393	Wyckoff Township	15,372	Barnegat Township	12,235
Roselle Borough	20,314	Collingswood Borough	15,289	Hammonton Town	12,206
Wall Township	20,244	Sparta Township	15,157	Cedar Grove Township	12,053
Randolph Township	19,974	Dover Town	15,115	Princeton Borough	12,016
Morris Township	19,952	Haddon Township	14,837	Oakland Borough	11,997
Summit City	19,757	Middle Township	14,771	Berkeley Heights Township	11,980
Rockaway Township	19,572	Clark Township	14,629	Somerville Borough	11,632
West Deptford Township	19,380	Cinnaminson Township	14,583	Haddonfield Borough	11,628
Maple Shade Township	19,211	Palisades Park Borough	14,536	Hopewell Township (Mercer)	11,590
Carteret Borough	19,025	Franklin Township (Gloucester)	14,482	Hanover Township	11,538
Bridgeton City	18,942	Plainsboro Township	14,213	Holmdel Township	11,532
North Plainfield Borough	18,820	Secaucus Town	14,061	Hasbrouck Heights Borough	11,488
Lindenwold Borough	18,734	Denville Township	13,812	New Providence Borough	11,439
Millburn Township	18,630	Eatontown Borough	13,800	Brigantine City	11,354
Lyndhurst Township	18,262	Pennsville Township	13,794	Little Falls Township	11,294
Point Pleasant Borough	18,177	North Arlington Borough	13,790	Somers Point City	11,216
Mahwah Township	17,905	South River Borough	13,692	Keansburg Borough	11,069
Jefferson Township	17,825	Verona Borough Township	13,597	Ventnor City City	11,005
Rutherford Borough	17,790	Harrison Town	13,425	West Paterson Borough	10,982
Elmwood Park Borough	17,623	Springfield Township (Union)	13,420	Lincoln Park Borough	10,978
Bernards Township	17,199	Readington Township	13,400	Waterford Township	10,940
Dumont Borough	17,187	Little Egg Harbor Township	13,333	Woodbury City	10,904
Hawthorne Borough	17,084	Tenafly Borough	13,326	Branchburg Township	10,888
Aberdeen Township	17,038	Stafford Township	13,325	Glen Rock Borough	10,883
Asbury Park City	16,799	Saddle Brook Township	13,296	Warren Township	10,830
South Orange Township Village	16,390	Highland Park Borough	13,279	Wallington Borough	10,828
Morristown Town	16,189	Ramsey Borough	13,228	Clinton Township	10,816
Moorestown Township	16,116	Princeton Township	13,198	Freehold Borough	10,742
Pleasantville City	16,027	Delran Township	13,178	Fairview Borough	10,733
West Windsor Township	16,021	Middlesex Borough	13,055	Upper Township	10,681
Hamilton Township (Atlantic)	16,012	Pequannock Township	12,844	Mount Holly Township	10,639
New Milford Borough	15,990	Roselle Park Borough	12,805	Red Bank Borough	10,636
Madison Borough	15,850	Metuchen Borough	12,804	River Edge Borough	10,603
Phillipsburg Town	15,757	Gloucester City City	12,649	Manville Borough	10,567
Raritan Township	15,616	Ringwood Borough	12,623	Pompton Lakes Borough	10,539
Glassboro Borough	15,614	Bellmawr Borough	12,603		



1990 TABLE 2 (Continued)

<u>MUNICIPALITY</u>	<u>POPULATION</u>	<u>MUNICIPALITY</u>	<u>POPULATION</u>	<u>MUNICIPALITY</u>	<u>POPULATION</u>
Westwood Borough	10,446	Hackettstown Town	8,120	Upper Deerfield Township	6,927
West Caldwell Borough Township	10,422	Park Ridge Borough	8,102	Salem City	6,883
Florence Township	10,266	Closter Borough	8,094		
				Linwood City	6,866
Southampton Township	10,202	Byram Township	8,048	Barrington Borough	6,774
Totowa Borough	10,177	Oradell Borough	8,024	North Caldwell Borough	6,706
Mantua Township	10,074	Chatham Borough	8,007	Lumberton Township	6,705
Ridgefield Borough	9,996	North Haledon Borough	7,987	Rumson Borough	6,701
North Hanover Township	9,994	Spotswood Borough	7,983		
				Mountainside Borough	6,657
Little Ferry Borough	9,989	Riverside Township	7,974	Maurice River Township	6,648
East Hanover Township	9,926	East Rutherford Borough	7,902	Bernardsville Borough	6,597
Franklin Lakes Borough	9,873	South Amboy City	7,863	Paulsboro Borough	6,577
Pine Hill Borough	9,854	Haddon Heights Borough	7,860	Dunellen Borough	6,528
Burlington City	9,835	Passaic Township	7,826		
				Washington Borough	6,474
Waldwick Borough	9,757	Bogota Borough	7,824	Rockaway Borough	6,243
Hillsdale Borough	9,750	West Long Branch Borough	7,690	Union Beach Borough	6,156
Wanaque Borough	9,711	Bordentown Township	7,683	Clayton Borough	6,155
Montgomery Township	9,612	Buena Vista Township	7,655	Oceanport Borough	6,146
New Hanover Township	9,546	Fairfield Township (Essex)	7,615		
				Plumsted Township	6,005
Bound Brook Borough	9,487	Stratford Borough	7,614	Westampton Township	6,004
Wantage Township	9,487	Keyport Borough	7,586	Chester Township	5,958
Maywood Borough	9,473	Kenilworth Borough	7,574	Allendale Borough	5,900
River Vale Township	9,410	Cresskill Borough	7,558	Mullica Township	5,896
Pitman Borough	9,365	Caldwell Borough Township	7,549		
				Belmar Borough	5,877
Chatham Township	9,361	Bloomington Borough	7,530	Washington Township (Mercer)	5,815
Beachwood Borough	9,324	Newton Town	7,521	Raritan Borough	5,798
Matawan Borough	9,270	Wood-Ridge Borough	7,506	Shamong Township	5,765
Washington Township (Bergen)	9,245	Butler Borough	7,392	Little Silver Borough	5,721
Audubon Borough	9,205	Tabernacle Township	7,360		
				Fairfield Township (Cumberland)	5,699
Runnemede Borough	9,042	Northfield City	7,305	Lebanon Township	5,679
Colts Neck Township	8,559	Absecon City	7,298	Berlin Borough	5,672
Florham Park Borough	8,521	Upper Saddle River Borough	7,198	Englewood Cliffs Borough	5,634
Kinnelon Borough	8,470	Mansfield Township (Warren)	7,154	Clementon Borough	5,601
		Fanwood Borough	7,115		
Carneys Point Township	8,443	Bedminster Township	7,086	Rochelle Park Township	5,587
Margate City	8,431	Glen Ridge Borough Township	7,076	Dennis Township	5,574
Edgewater Park Township	8,388	Palmyra Borough	7,056	Carlstadt Borough	5,510
Leonora Borough	8,365	Midland Park Borough	7,047	Berlin Township	5,466
Boonton Town	8,343	Milltown Borough	6,968	Somerdale Borough	5,440
Guttenberg Town	8,268	Haledon Borough	6,951	Andover Township	5,438
Pittsgrove Township	8,121	Montvale Borough	6,946	Ocean Township (Ocean)	5,416
		Emerson Borough	6,930		

1990 TABLE 2 (Continued)

<u>MUNICIPALITY</u>	<u>POPULATION</u>	<u>MUNICIPALITY</u>	<u>POPULATION</u>	<u>MUNICIPALITY</u>	<u>POPULATION</u>
Wharton Borough	5,405	Egg Harbor City	4,583	Spring Lake Borough	3,499
Manasquan Borough	5,369	Westville Borough	4,573	Allamuchy Township	3,484
Washington Township (Warren)	5,367			National Park Borough	3,413
		Northvale Borough	4,563		
Spring Lake Heights Borough	5,341	Mendham Township	4,537	Long Beach Township	3,407
Blairstown Township	5,331	Mount Ephraim Borough	4,517	Stanhope Borough	3,393
Woodcliff Lake Borough	5,303	Delaware Township	4,512	Woodbury Heights Borough	3,392
Jamesburg Borough	5,294	Wildwood City	4,484	Haworth Borough	3,384
Hardyston Township	5,275			Mine Hill Township	3,333
		Bradley Beach Borough	4,475		
Fair Haven Borough	5,270	Medford Lakes Borough	4,462	Kingwood Township	3,325
East Greenwich Township	5,258	Green Brook Township	4,460	Delanco Township	3,316
Penns Grove Borough	5,228	Buena Borough	4,441	Netcong Borough	3,311
Morris Plains Borough	5,219	Hampton Township	4,438	Monmouth Beach Borough	3,303
Chesterfield Township	5,152			Upper Freehold Township	3,277
		Oaklyn Borough	4,430		
Logan Township	5,147	Brielle Borough	4,406	Filesgrove Township	3,250
Hightstown Borough	5,126	Bordentown City	4,341	Hainesport Township	3,249
Frankford Township	5,114	East Amwell Township	4,332	Woodstown Borough	3,154
Point Pleasant Beach Borough	5,112	Old Tappan Borough	4,254	Upper Pittsgrove Township	3,140
Watchung Borough	5,110			Bethlehem Township	3,104
		Stillwater Township	4,253		
Greenwich Township (Gloucester)	5,102	Garwood Borough	4,227	Shrewsbury Borough	3,096
Union Township (Hunterdon)	5,078	Hopewell Township (Cumberland)	4,215	Lakehurst Borough	3,078
Millstone Township	5,069	South Bound Brook Borough	4,185	Tuckerton Borough	3,048
Prospect Park Borough	5,053	Merchantville Borough	4,095	Springfield Township (Burlington)	3,028
Lopatcong Township	5,052			Beverly City	2,973
		Flemington Borough	4,047		
Commercial Township	5,026	Independence Township	3,940	Saddle River Borough	2,950
North Wildwood City	5,017	Ho-Ho-Kus Borough	3,935	Deerfield Township	2,933
Edgewater Borough	5,001	Lambertville City	3,927	Franklin Township (Hunterdon)	2,851
Neptune City Borough	4,997	High Bridge Borough	3,886	Lawnside Borough	2,841
Franklin Borough	4,977			Montague Township	2,832
		Mansfield Township (Burlington)	3,874		
Eastampton Township	4,962	South Toms River Borough	3,869	Moonachie Borough	2,817
Holland Township	4,892	Mountain Lakes Borough	3,847	Alloway Township	2,795
Mendham Borough	4,890	Wrightstown Borough	3,843	Riverton Borough	2,775
Magnolia Borough	4,861	Elk Township	3,806	Fredon Township	2,763
Norwood Borough	4,858			Ogdensburg Borough	2,722
		Harding Township	3,640		
Highlands Borough	4,849	Wildwood Crest Borough	3,631	Green Township	2,709
Roseland Borough	4,847	Mount Arlington Borough	3,630	Sea Isle City City	2,692
Tewksbury Township	4,803	White Township	3,603	Woodbine Borough	2,678
Demarest Borough	4,800	Alexandria Township	3,594	Belvidere Township	2,669
Harrison Township	4,715			Harmony Township	2,653
		Pohatcong Township	3,591		
Cape May City	4,668	Boonton Township	3,566	Hamburg Borough	2,566
Atlantic Highlands Borough	4,629			Woodlynne Borough	2,547
Harrington Park Borough	4,623			Knowlton Township	2,543



1990 TABLE 2 (Continued)

<u>MUNICIPALITY</u>	<u>POPULATION</u>	<u>MUNICIPALITY</u>	<u>POPULATION</u>	<u>MUNICIPALITY</u>	<u>POPULATION</u>
Pennington Borough	2,537	Hope Township	1,719	West Cape May Borough	1,026
Alpha Borough	2,530	Alpine Borough	1,716	Stone Harbor Borough	1,025
Quinton Township	2,511	Downe Township	1,702	Port Republic City	992
Cranbury Township	2,500	Sea Bright Borough	1,693	Greenwich Township (Cumberland)	911
Liberty Township	2,493	Mannington Township	1,693	Interlaken Borough	910
Lawrence Township (Cumberland)	2,433	Oldmans Township	1,683	Bloomsbury Borough	890
Franklin Township (Warren)	2,404	Glen Gardner Borough	1,665	Roosevelt Borough	884
Gibbsboro Borough	2,383	Newfield Borough	1,592	Branchville Borough	851
Riverdale Borough	2,370	Bass River Township	1,580	Washington Township (Burlington)	805
Seaside Heights Borough	2,366	Winfield Township	1,576	Allenhurst Borough	759
Laurel Springs Borough	2,341	Elmer Borough	1,571	Andover Borough	700
Wenonah Borough	2,331	Frenchtown Borough	1,528	Rocky Hill Borough	693
Lavallette Borough	2,299	Chesilhurst Borough	1,526	Barnegat Light Borough	675
West Amwell Township	2,251	Hampton Borough	1,515	Far Hills Borough	657
Sussex Borough	2,201	South Belmar Borough	1,482	Stockton Borough	629
Folsom Borough	2,181	Eagleswood Township	1,476	Fieldsboro Borough	579
Avon-By-The-Sea Borough	2,165	Beach Haven Borough	1,475	West Wildwood Borough	453
East Newark Borough	2,157	Island Heights Borough	1,470	Millstone Borough (Somerset)	450
Essex Fells Borough Township	2,139	Farmingdale Borough	1,462	Corbin City	412
Peapack Gladstone Borough	2,111	Woolwich Township	1,459	Shiloh Borough	408
South Hackensack Township	2,106	Stow Creek Township	1,437	Loch Arbour Village	380
Sea Girt Borough	2,099	Estell Manor City	1,404	Harvey Cedars Borough	362
Ocean Gate Borough	2,078	Surf City Borough	1,375	Mantoloking Borough	334
Woodland Township	2,063	Pemberton Borough	1,367	Rockleigh Borough	270
Clinton Town	2,054	Ship Bottom Borough	1,352	Cape May Point Borough	248
Swedesboro Borough	2,024	Victory Gardens Borough	1,314	Walpack Township	67
Hopewell Borough	1,968	Milford Borough	1,273	Tavistock Borough	35
Weymouth Township	1,957	Englishtown Borough	1,268	Teterboro Borough	22
Pine Beach Borough	1,954	Hardwick Township	1,235	Pahaquarry Township	20
South Harrison Township	1,919	Bay Head Borough	1,226	Pine Valley Borough	19
Lafayette Township	1,902	Longport Borough	1,224		
Greenwich Township (Warren)	1,899	Chester Borough	1,214		
Seaside Park Borough	1,871	Helmetta Borough	1,211		
Lower Alloways Creek Township	1,858	Deal Borough	1,179		
Allentown Borough	1,828	Elsinboro Township	1,170		
Avalon Borough	1,809	Audubon Park Borough	1,150		
Brooklawn Borough	1,805	Shrewsbury Township	1,098		
Oxford Township	1,790	Califon Borough	1,073		
Frelinghuysen Township	1,779	Hi-Nella Borough	1,045		
Sandyston Township	1,732	Lebanon Borough	1,036		

TABLE 3

## SUMMARY OF CURRENT FINANCES OF ALL MUNICIPALITIES - DECEMBER 31, 1986 to 1990

(THOUSANDS OF DOLLARS)\*

## ASSETS AND LIABILITIES

<u>Assets</u>	<u>1986</u>	<u>1987</u>	<u>1988</u>	<u>1989</u>	<u>1990</u>
Cash	\$ 1,565,058	\$ 1,586,837	\$ 1,724,519	\$ 1,793,696	\$ 1,772,002
Taxes Receivables	250,717	259,124	310,770	392,612	462,371
Title Liens	85,927	83,299	74,150	88,947	162,483
Foreclosed Property	284,690	289,757	288,921	293,677	312,164
Other Receivables	158,085	174,105	131,772	137,131	135,502
State Aid Receivables	22,187	28,929	45,758	38,414	103,614
Emergencies and Deferred Charges	<u>57,623</u>	<u>86,605</u>	<u>71,216</u>	<u>100,235</u>	<u>135,315</u>
TOTAL	<u>\$ 2,424,287</u>	<u>\$ 2,508,656</u>	<u>\$ 2,647,106</u>	<u>\$ 2,844,712</u>	<u>\$ 3,083,451</u>
<u>Liabilities</u>					
Cash Liabilities	\$ 1,027,602	\$ 1,051,552	\$ 1,086,660	\$ 1,204,056	\$ 1,327,747
Reserves for Receivables	732,591	760,866	806,536	912,283	1,078,313
Surplus Revenues	<u>664,094</u>	<u>696,238</u>	<u>753,910</u>	<u>728,373</u>	<u>677,391</u>
TOTAL	<u>\$ 2,424,287</u>	<u>\$ 2,508,656</u>	<u>\$ 2,647,106</u>	<u>\$ 2,844,712</u>	<u>\$ 3,083,451</u>

## SUMMARY OF CURRENT FINANCES OF ALL COUNTIES - DECEMBER 31, 1986 to 1990

## ASSETS AND LIABILITIES

<u>Assets</u>					
Cash	\$ 471,924	\$ 451,550	\$ 525,580	\$ 540,193	\$ 569,894
State Aid Receivables	41,630	48,866	35,146	15,751	13,276
Other Receivables	104,832	92,011	82,116	83,903	91,423
Deferred Charges and Emergencies	<u>11,241</u>	<u>6,661</u>	<u>2,799</u>	<u>14,141</u>	<u>43,793</u>
TOTAL	<u>\$ 629,627</u>	<u>\$ 599,088</u>	<u>\$ 645,641</u>	<u>\$ 653,988</u>	<u>\$ 718,386</u>
<u>Liabilities</u>					
Cash Liabilities	\$ 358,385	\$ 296,413	\$ 328,097	\$ 339,257	\$ 385,381
Reserves for Receivables	72,870	78,568	86,959	63,957	71,750
Surplus Revenues	<u>198,372</u>	<u>224,107</u>	<u>230,585</u>	<u>250,774</u>	<u>261,255</u>
TOTAL	<u>\$ 629,627</u>	<u>\$ 599,088</u>	<u>\$ 645,641</u>	<u>\$ 653,988</u>	<u>\$ 718,386</u>

\*Rounded to the nearest thousand



TABLE 4

SUMMARY OF EXPENDITURES AND REVENUES OF ALL COUNTY GOVERNMENTS - 1986 to 1990

<u>EXPENDITURES</u>	<u>1986</u>	<u>1987</u>	<u>1988</u>	<u>1989</u>	<u>1990</u>
County Functions					
General Government	\$ 355,708,694	\$ 402,009,119	\$ 460,928,896	\$ 518,310,085	\$ 536,567,388
Judiciary	148,691,042	151,461,777	169,911,913	186,052,998	213,406,780
Public Safety	193,069,001	223,333,652	260,601,465	312,098,494	344,315,116
Public Works					
Roads and Bridges	86,192,917	88,136,291	106,155,345	111,249,582	104,282,432
Other	84,311,903	80,479,856	87,870,463	85,398,555	128,708,880
Health	413,851,331	432,280,796	453,527,870	459,823,503	497,652,472
Welfare	254,447,333	272,642,357	297,489,310	318,097,209	386,773,737
Recreation & Conservation	62,240,168	66,979,245	76,377,714	83,541,687	87,918,457
Education	256,433,145	267,252,200	284,539,375	316,854,392	288,770,381
FICA & Fringe Benefits	201,003,983	217,746,814	246,106,825	296,666,317	341,190,994
CETA & Other Public Employment Programs	<u>2,762,205</u>	<u>21,000</u>	<u>22,000</u>	<u>8,034</u>	<u>-0-</u>
Total County Functions	<u>\$ 2,058,711,722</u>	<u>\$ 2,202,342,607</u>	<u>\$ 2,443,531,176</u>	<u>\$ 2,688,100,856</u>	<u>\$ 2,929,586,637</u>
Other Expenses					
*Capital Improvements	\$ 19,679,025	\$ 16,794,183	\$ 25,337,688	\$ 31,875,581	\$ 26,753,667
Debt Principal	96,631,780	117,179,800	144,561,002	150,737,076	165,698,707
Debt Interest	102,803,610	115,553,775	106,448,780	107,362,124	128,135,936
Deferred Charges	34,536,113	23,591,297	19,188,030	16,603,119	25,270,203
Reserve for Uncollected Taxes	<u>-0-</u>	<u>-0-</u>	<u>-0-</u>	<u>-0-</u>	<u>-0-</u>
Total Other Expenses	<u>\$ 233,971,503</u>	<u>\$ 256,324,872</u>	<u>\$ 295,535,500</u>	<u>\$ 306,577,900</u>	<u>\$ 345,858,513</u>
TOTAL EXPENDITURES	<u>\$ 2,292,683,225</u>	<u>\$ 2,458,667,479</u>	<u>\$ 2,713,728,988</u>	<u>\$ 2,962,803,175</u>	<u>\$ 3,248,691,483</u>
<u>REVENUES</u>					
Surplus (Prior years)\$	\$ 104,407,503	\$ 135,878,483	\$ 149,915,463	\$ 154,473,176	\$ 161,997,975
Miscellaneous	729,951,764	787,226,119	859,051,386	905,150,124	985,708,930
Revenue Sharing"	59,441,886	5,831,070	2,372,403	184,314	79,875
Current Tax Collections	<u>\$ 1,490,492,148</u>	<u>\$ 1,631,295,920</u>	<u>\$ 1,806,887,122</u>	<u>\$ 2,001,088,437</u>	<u>\$ 2,193,422,709</u>
TOTAL REVENUES	<u>\$ 2,384,293,301</u>	<u>\$ 2,560,231,592</u>	<u>\$ 2,818,226,374</u>	<u>\$ 3,060,896,051</u>	<u>\$ 3,341,209,489</u>

\*Not included in Totals

TABLE 5

## SUMMARY OF EXPENDITURES AND REVENUES OF ALL MUNICIPALITIES 1986 to 1990

<u>EXPENDITURES</u>	<u>1986</u>	<u>1987</u>	<u>1988</u>	<u>1989</u>	<u>1990</u>
Municipal Functions					
General Government	\$ 693,607,502	\$ 727,860,379	\$ 788,872,161	\$ 850,032,235	\$ 923,947,928
Judiciary	44,209,330	50,159,168	53,679,217	59,694,614	63,829,889
Public Safety	1,030,639,033	1,100,907,527	1,206,438,678	1,299,170,681	1,389,052,482
Public Works					
Roads and Bridges	270,371,173	280,911,710	307,916,574	298,708,789	307,626,993
Other	471,543,515	546,633,904	664,458,126	748,115,007	801,730,992
Health	69,854,221	71,130,702	79,550,244	85,096,629	98,115,063
Welfare	35,066,070	35,040,504	39,930,196	41,358,651	49,395,456
Recreation & Conservation	95,623,418	107,157,828	124,172,166	141,274,093	157,775,889
Education	103,314,481	118,103,519	125,237,786	143,333,133	154,122,810
FICA & Fringe Benfits	356,870,234	389,919,648	447,821,056	523,978,746	576,834,364
CETA & Other Public					
Employment Programs	<u>4,850,486</u>	<u>3,914,029</u>	<u>3,050,018</u>	<u>5,433,047</u>	<u>2,356,814</u>
	<u>\$3,175,949,463</u>	<u>\$3,431,738,616</u>	<u>\$3,841,126,222</u>	<u>\$ 4,196,195,625</u>	<u>\$ 4,524,788,680</u>
Other Expense					
*Capital Improvements	\$ 35,790,538	\$ 45,504,730	\$ 48,099,154	\$ 46,093,776	\$ 43,320,024
Debt-Principal	188,685,588	203,497,295	213,640,064	245,365,568	257,993,200
Debt-Interest	177,188,142	193,403,661	186,285,342	207,023,512	222,919,141
Deferred Charges	57,595,598	53,118,616	79,679,804	58,395,587	77,365,212
Reserve for Uncollected Taxes	342,873,926	358,060,039	381,085,712	433,824,775	529,022,984
School, County and Special					
District Taxes	<u>4,678,421,970</u>	<u>5,173,260,847</u>	<u>5,783,852,475</u>	<u>6,483,039,488</u>	<u>7,264,313,412</u>
Total Other Expenses	<u>\$5,444,765,224</u>	<u>\$5,981,340,458</u>	<u>\$ 6,644,543,397</u>	<u>\$ 7,427,648,930</u>	<u>\$ 8,394,933,973</u>
TOTAL EXPENDITURES	<u>\$8,620,714,687</u>	<u>\$9,413,079,074</u>	<u>\$10,485,669,619</u>	<u>\$11,623,844,555</u>	<u>\$12,876,402,629</u>
<u>REVENUES</u>					
Surplus (prior years)	\$ 392,180,073	\$ 428,431,498	\$ 446,708,250	\$ 507,644,091	\$ 480,598,651
Miscellaneous Revenues	1,575,588,482	1,653,683,725	1,730,566,994	1,819,943,848	1,936,677,284
State Aid Revenues	306,652,941	359,159,668	434,437,014	415,664,068	437,868,565
State and Local Fiscal					
Assistance Act Utilized	68,912,343	3,595,768	1,153,208	405,557	84,051
Delinquent Taxes and Liens	229,401,554	246,954,518	259,329,929	278,276,852	330,304,111
Current Tax Collections	<u>6,067,178,867</u>	<u>6,754,333,216</u>	<u>7,649,833,535</u>	<u>8,525,243,980</u>	<u>9,462,412,276</u>
TOTAL REVENUES	<u>\$8,639,914,260</u>	<u>\$9,446,058,393</u>	<u>\$10,522,028,930</u>	<u>\$11,547,178,396</u>	<u>\$12,647,944,938</u>



TABLE 6

## STATEWIDE TRENDS IN STATUTORY NET CAPITAL DEBT

The following statement, showing the statutory net capital debt of counties and municipalities, represents the outstanding indebtedness authorized, including issued and unissued debt.

<u>Municipal Gross Debt</u>	<u>1986</u>	<u>1987</u>	<u>1988</u>	<u>1989</u>	<u>1990</u>
School	\$ 1,635,853,794	\$ 1,642,266,321	\$ 1,744,027,536	\$ 1,751,905,257	\$ 1,807,407,375
Utility	891,789,103	1,014,550,529	1,209,103,418	1,296,145,032	1,509,823,247
General	<u>2,817,603,883</u>	<u>2,989,593,829</u>	<u>3,450,421,132</u>	<u>3,792,266,011</u>	<u>4,084,149,336</u>
Total Gross Debt.	\$ 5,344,461,979	\$ 5,646,410,681	\$ 6,403,552,086	\$ 6,840,316,300	\$ 7,401,379,958
Statutory Deductions	<u>2,685,114,128</u>	<u>2,745,168,644</u>	<u>3,202,563,913</u>	<u>3,311,919,774</u>	<u>3,457,695,452</u>
Municipal Net Capital Debt	\$ 2,659,347,851	\$ 2,901,242,037	\$ 3,200,988,173	\$ 3,528,396,526	\$ 3,943,684,506
Percent of Net Debt.	1.08	.99	.89	.82	.82
<u>County Gross Debt</u>	\$ 2,252,585,202	\$ 2,642,762,572	\$ 2,881,625,668	\$ 3,489,008,575	\$ 3,691,233,689
Statutory Deductions	<u>483,932,498</u>	<u>656,319,423</u>	<u>703,010,691</u>	<u>1,049,208,713</u>	<u>1,045,227,888</u>
County Net Capital Debt	\$ <u>1,768,652,704</u>	\$ <u>1,986,443,149</u>	\$ <u>2,178,614,977</u>	\$ <u>2,439,799,862</u>	\$ <u>2,646,005,801</u>
Percent of Net Debt.	.72	.67	.61	.57	.55
<u>Municipal and County Debt.</u>					
Gross Capital Debt	\$ 7,597,047,181	\$ 8,289,173,253	\$ 9,285,177,754	\$ 10,329,324,875	\$ 11,092,613,647
Net Capital Debt	4,428,000,555	4,887,685,186	5,379,603,150	5,968,196,388	6,589,690,307
Percent of Net Debt.	1.80	1.66	1.50	1.39	1.37
Average of Three Years' Equalized Valuation	\$245,595,973,796	\$294,192,710,811	\$359,912,977,986	\$427,822,474,454	\$479,748,271,304

TABLE 7

## TOTAL GROSS AND NET DEBT OF MUNICIPALITIES AND COUNTIES BY COUNTY FOR 1990

This table shows the total gross debt of municipalities and counties, the total net debt, and the percentage that net debt bears to the "equalized valuation basis" of the three preceding years' real property.\*

GROSS DEBT				NET DEBT			% OF NET DEBT			EQUALIZED VALUATION BASIS
COUNTY	MUNICIPAL	COUNTY	TOTAL	MUNICIPAL	COUNTY	TOTAL	MUN.	CO.	TOT.	
Atlantic	\$ 372,776,728	\$ 91,360,948	\$ 464,137,676	\$ 168,622,103	\$ 82,775,948	\$ 251,398,051	1.00	.49	1.49	\$ 16,808,421,732
Bergen	504,877,291	340,382,823	845,260,114	379,247,385	287,222,523	666,469,908	.48	.36	.84	79,360,330,328
Burlington	359,510,078	229,704,567	589,214,645	167,714,168	166,986,062	334,700,230	1.03	1.03	2.06	16,209,051,326
Camden	355,568,815	152,093,355	507,662,170	207,368,982	150,806,901	358,175,833	1.25	.91	2.16	16,614,683,968
Cape May	199,090,652	314,441,365	513,532,017	122,603,530	66,742,957	189,346,487	1.12	.61	1.73	10,968,286,983
Cumberland	87,964,944	48,225,211	136,190,155	26,788,786	30,985,399	57,774,185	.82	.95	1.77	3,264,604,445
Essex	656,257,709	557,149,703	1,213,407,412	294,341,164	210,197,812	504,538,976	.81	.58	1.39	36,503,617,224
Gloucester	121,646,716	70,970,232	192,616,948	60,131,123	58,629,893	118,761,016	.78	.76	1.54	7,679,204,968
Hudson	720,464,055	137,640,585	858,104,640	267,566,912	67,282,055	334,848,967	1.17	.29	1.46	22,956,599,421
Hunterdon	98,835,072	61,967,686	160,802,758	40,455,571	61,967,686	102,423,257	.46	.71	1.17	8,751,888,848
Mercer	413,877,366	193,748,068	607,625,434	215,992,533	86,486,189	302,478,722	1.29	.52	1.81	16,757,214,150
Middlesex	767,540,275	307,739,611	1,075,279,886	458,966,351	299,882,611	758,848,962	1.07	.70	1.77	42,783,049,979
Monmouth	573,581,317	293,428,732	867,010,049	378,109,197	197,607,732	575,716,929	.98	.51	1.49	38,534,927,754
Morris	709,988,364	139,920,717	849,909,081	331,573,150	136,517,352	468,090,502	.85	.35	1.20	39,083,857,505
Ocean	380,844,665	247,559,973	628,404,638	207,389,270	246,721,554	454,110,824	.65	.77	1.42	32,102,035,746
Passaic	347,158,766	161,878,058	509,036,824	197,496,227	157,637,221	355,133,448	.85	.68	1.53	23,260,769,032
Salem	36,172,654	7,546,700	43,719,354	6,261,211	6,928,700	13,189,911	.31	.34	.65	2,036,563,932
Somerset	252,125,306	154,710,000	406,835,306	168,785,796	151,250,953	320,036,749	.78	.70	1.48	21,536,786,694
Sussex	121,083,375	67,154,884	188,238,259	38,204,755	66,603,278	104,808,033	.48	.84	1.32	7,936,525,493
Union	252,037,768	100,277,471	352,315,239	186,626,990	99,439,975	286,066,965	.59	.32	.91	31,529,355,673
Warren	69,978,042	13,333,000	83,311,042	19,439,302	13,333,006	32,772,302	.38	.26	.64	5,070,496,100
TOTALS	\$7,401,379,958	\$3,691,233,689	\$11,092,613,647	\$3,943,684,506	\$2,646,005,801	\$6,589,690,307	.82	.55	1.38	\$479,748,271,304

\*Amounts rounded to nearest dollar



TABLE 8

## AUTHORITY DEBT - DECEMBER 31, 1990

The following tabulation represents the outstanding capital debt of locally created Authorities within New Jersey. Local Authorities operate on various fiscal years; the amounts shown below reflect outstanding bonds, notes, loans and mortgages payable by the Authority as of the respective fiscal year ended nearest to December 31, 1990. The information was obtained from reports of audit filed with the Division pursuant to law.

<u>AUTHORITY</u>	<u>TYPE</u>	<u>AMOUNT</u>	<u>AUTHORITY</u>	<u>TYPE</u>	<u>AMOUNT</u>
Aberdeen	MUA	16,490,000	Cumberland Co.	IA	17,615,000
Asbury Park (6)	PA	120,000	Cumberland Co. (3)	PCFA	-0-
Atlantic City	CCA	-0-	Cumberland Co.	UA	10,140,000
Atlantic City	MUA	32,957,942	Delanco	SA	-0-
Atlantic Co.	IA	333,034,802	Delaware	MUA	132,000
Atlantic Co.	TA	3,574,611	Delran	SA	5,324,000
Atlantic Co.	UA	119,394,481	Deptford	MUA	12,241,503
Atlantic Highlands	RSA	9,957,400	Dover Twp.	MUA	66,666
Bayonne	PA	-0-	Dover Twp.	PA	24,623,278
Bayshore	RSA	15,940,000	Dunellen	PA	-0-
Beach Haven (6)	SA	86,000	East Brunswick	SA	3,310,000
Beachwood	SA	3,522,583	East Orange	PA	384,483
Bellmawr (4)	SA	-0-	East Rutherford	SA	4,613,320
Bergen Co.	UA	623,169,281	East Windsor	MUA	39,367,416
Berkeley (5)	MUA	-0-	Eatontown	SA	1,712,456
Berkeley	SA	2,780,000	Edgewater	MUA	26,527,044
Bernards	SA	19,855,000	Edgewater Park	SA	460,000
Beverly	SA	169,000	Egg Harbor	MUA	1,655,000
Boonton (4)	PA	-0-	Elizabeth	PA	3,200,000
Bordentown	SA	27,135,000	Elk	MUA	-0-
Brick	MUA	60,818,606	Essex Co.	IA	177,582,646
Bridgeton	MPA	949,581	Evesham	MUA	32,615,000
Buena	MUA	8,045,000	Ewing-Lawrence	SA	20,195,000
Burlington Co.	BC	7,970,000	Florham Park	SA	9,795,698
Camden	PA	95,161	Fort Lee	PA	-0-
Camden	MPA	2,335,000	Franklin (Som)	SA	5,489,003
Camden Co. (2)	IA	-0-	Gloucester City	SA	-0-
Camden Co.	MUA	634,450,568	Gloucester Co.	IA	94,885,038
Camden Co. (2)	PCFA	-0-	Gloucester Co.	PCFA	-0-
Cape May Co.	BC	-0-	Gloucester Co.	UA	57,153,534
Cape May Co..	MUA	27,458,764	Gloucester Twp.	MUA	12,994,000
Cape May Co. (2)	PCFA	-0-	Hackettstown	MUA	12,455,000
Carlstadt	SA	3,229,000	Hackettstown	PA	-0-
Carneys Point	SA	8,449,000	Hamilton (Alt.)	MUA	7,438,302
Cinnaminson	SA	6,270,000	Hanover	SA	18,384,729
Clayton	SA	70,000	Hardyston	MUA	-0-
Clementon	SA	680,000	Hazlet	SA	5,470,363
Clifton (3)	MUA	-0-	Highland Park (6)	PA	524,732
Clifton (3)	SWMA	-0-	Hillsborough	MUA	9,335,000
Clinton	SA	1,841,694	Hoboken	PA	6,925,000
			Hoboken-Union City-	-	-
			Weehawken (2)	SA	-0-

TABLE 8

## AUTHORITY DEBT - DECEMBER 31, 1990

AUTHORITY	TYPE	AMOUNT	AUTHORITY	TYPE	AMOUNT
Howell	MUA	57,071,779	Mount Laurel	MUA	14,815,000
Hudson Co. (6)	IA	286,590,000	Musconetcong	SA	17,450,000
Hudson Co. (6)	UA	-0-	National Park (6)	MUA	340,000
Hunterdon Co.	UA	-0-	Neptune Twp.	SA	10,179,687
Independence	MUA	-0-	Newark	PA	2,050,000
Jackson	MUA	3,681,000	New Brunswick	PA	28,119,500
Jersey City	INCA	10,407,118	Newton	PA	-0-
Jersey City (6)	MPA	3,989,326	North Bergen	MUA	41,833,608
Jersey City	PA	1,984,125	North Bergen	PA	38,568
Jersey City	SA	84,906,649	North Bergen	MPA	-0-
Keansburg	MUA	18,105,000	North Plainfield	PA	-0-
Kearny (2)	MPA	-0-	Northeast Mon. Co.	RSA	23,208,150
Kearny	MUA	6,859,359	Northwest Bergen Co.	UA	39,034,624
Lacey	MUA	47,425,000	Ocean City	PA	763,579
Lakeland Reg (3)	SWMA	-0-	Ocean Co. (3)	PCFA	-0-
Lakewood	MUA	6,285,000	Ocean Co.	UA	264,029,980
Lambertville	SA	2,845,000	Ocean Twp.	MUA	4,653,726
Landis	SA	22,425,000	Ocean Twp.	SA	24,950,021
Laurel Springs	SA	184,000	Old Bridge	MUA	35,900,314
Lebanon Boro.	SA	-0-	Passaic City	MUA	476,694
Linden-Roselle	SA	10,641,859	Passaic Co.	UA	85,281,087
Lindenwold	MUA	335,000	Passaic Co. (3)	PCFA	-0-
Little Egg Harbor	MUA	9,695,000	Paterson	MUA	7,000
Little Falls (3)	MUA	-0-	Paterson	PA	6,585,000
Logan	MUA	3,855,000	Pemberton	MUA	92,115
Long Branch	SA	23,361,146	Penns Grove	SA	2,936,451
Lower	MUA	22,592,951	Pennsauken	SA	2,325,000
Magnolia (4)	SA	-0-	Pennsauken	SWMA	26,995,568
Manasquan River	RSA	14,140,000	Pennsville	SA	5,111,947
Manchester (6)	MUA	16,928,065	Peq.-Linc.Pk-Fair.	SA	32,827,176
Mantua	MUA	6,030,000	Peq. River Basin	RSA	17,973,347
Marlboro	MUA	19,010,593	Perth Amboy	PA	1,062,418
Mercer Co.	IA	480,637,039	Perth Amboy (3)	MPA	-0-
Metuchen	PA	375,000	Phillipsburg	PA	11,202
Middlesex Co. (3)	PCFA	-0-	Pine Hill	MUA	2,207,311
Middlesex Co.	UA	182,013,204	Pt. Pleasant Beach	PA	-0-
Middletown	SA	28,845,000	Pompton Lakes	MUA	16,303,593
Mon. Co. Bayshore	OA	1,725,000	Rahway City	PA	-0-
Monmouth Co.	IA	197,275,000	Rahway Valley	SA	8,980,000
Monroe (Glou.)	MUA	12,872,532	Randolph	MUA	17,367,289
Monroe (Midd)	MUA	23,479,945	Raritan Twp.	MUA	17,185,399
Montville	MUA	14,985,766	Readington-Lebanon	SA	5,020,000
Morris Co.	MUA	19,828,755	Ringwood	SA	4,465,000
Morristown	PA	6,707,750	Riverside	SA	1,865,654
Mount Holly	SA	9,781,853	Rockaway Valley	RSA	52,806,625



TABLE 8

## AUTHORITY DEBT - DECEMBER 31, 1990

<u>AUTHORITY</u>	<u>TYPE</u>	<u>AMOUNT</u>	<u>AUTHORITY</u>	<u>TYPE</u>	<u>AMOUNT</u>
Rockleigh	SA	-0-	Wanaque Valley	RSA	18,380,000
Runnemede (6)	SA	217,500	War Co. Lopatcong Ck (3)	MUA	-0-
Salem	MPA	300,000	War. Co. Paulins Kill. (3)	MUA	-0-
Salem Co.	IA	24,365,000	Warren Co. - Pequest River	MUA	6,645,000
Salem Co.	PCFA	-0-	Warren Co.	PCFA	94,340,000
Salem Co.	UA	11,255,000			
Secaucus	MUA	29,180,050	Warren	SA	13,251,114
Somers Point	SA	494,000	Washington Twp. (Glou.)	MUA	7,780,000
Somerset Co. (3)	PCFA	-0-	Washington Twp. (Mer.) (6)	MUA	830,000
Somerset-Raritan	RSA	59,961,695	Washington Twp. (Mor.)	MUA	4,805,000
Southeast Morris Co	MUA	16,600,966	Washington Twp. (War.)	SA	-0-
South Monmouth Co.	RSA	7,205,000	Waterford	MUA	2,155,000
South Orange	PA	-0-	Weehawken	PA	-0-
South River	PA	-0-	Western Monmouth Co.	UA	28,259,432
South Toms River	SA	2,645,101	West Milford	MUA	4,530,000
Stafford	MUA	13,642,757	West New York	MUA	60,870,000
Stony Brook	RSA	37,600,000	West New York	PA	-0-
Stratford (6)	SA	559,000	West Windsor	PA	790,000
Summit	MUA	-0-	Westwood	PA	132,276
Sussex Co.	MUA	62,024,493	Weymouth	MUA	208,809
Trenton	PA	1,330,000	Wharton	SA	2,000
Tuckerton	MUA	3,352,392	Willingboro	MUA	17,480,000
Union City	PA	2,674	Woodbine	MUA	999,214
Union Co.	IA	57,460,679	Woodbine	PRTA	-0-
Union Co.	PCFA	69,940,000	Woodstown	SA	1,400,000
Union Co.	UA	16,360,000	Wrightstown	MUA	977,000
Wanaque	SA	10,000,000			

<u>TOTAL AUTHORITY DEBT</u>	<u>5,754,922,284</u>
-----------------------------	----------------------

BC - Bridge Commission  
 IA - Improvement Authority  
 INCA - Incinerator Authority  
 MPA - Municipal Port Authority  
 MUA - Municipal Utilities Authority  
 OA - Outfall Utilities Authority  
 PA - Parking Authority  
 PCFA - Pollution Control Financing Authority  
 PRTA - Port Authority  
 RSA - Regional Sewerage Authority  
 SA - Sewerage Authority

SWMA - Solid Waste Management Authority  
 TA - Transportation Authority  
 UA - Utilities Authority

(1) - Information received by telephone  
 (2) - Information not Available  
 (3) - Not Operating  
 (4) - Recently dissolved  
 (5) - Recently created  
 (6) - Current Year Information Not Avail.

TABLE 9

## TRENDS IN CURRENT AND DELINQUENT LOCAL PROPERTY TAXES

(AN HISTORICAL TABLE SHOWING LEVIES, COLLECTIONS, AND DELINQUENCIES SINCE 1970)

YEAR	C U R R E N T						D E L I N Q U E N T		
	CASH COLLECTIONS TOTAL TAX LEVY	AMOUNT	%	% OF LEVY CANCELLED OR ADJUSTED	OUTSTANDING DEC. 31 AMOUNT	%	DELINQUENT TAXES (ALL YEARS)*	OUTSTANDING TAX TITLE LIENS	DEC. 31 FORECLOSED PROPERTY
1970	1,965,610,339	1,857,735,761	94.51	.98	88,834,447	4.51	116,331,182	36,453,999	54,080,687
1971	2,228,700,613	2,107,940,802	94.58	.64	96,297,126	4.32	123,331,414	43,110,986	58,023,891
1972	2,452,254,384	2,323,698,669	94.76	.55	102,686,227	4.19	130,638,352	48,363,795	67,890,472
1973	2,598,745,142	2,465,654,270	94.87	.57	108,651,329	4.18	136,402,145	57,401,373	77,806,556
1974	2,779,195,767	2,629,046,026	94.60	.69	127,539,699	4.59	162,304,272	60,106,637	97,451,943
1975	3,029,408,635	2,853,776,163	94.20	.70	145,052,461	4.79	185,521,327	72,442,111	102,078,118
1976	3,354,853,643	3,165,060,889	94.34	.82	142,663,904	4.25	187,043,752	83,982,002	122,910,533
1977	3,305,642,100	3,138,535,798	94.95	.64	128,539,284	3.89	175,674,729	79,875,324	141,098,333
1978	3,382,844,855	3,223,886,852	95.30	.56	121,417,610	3.59	167,709,975	81,170,959	151,851,345
1979	3,521,414,644	3,393,315,323	96.36	.53	131,454,324	3.73	170,939,711	69,858,024	163,740,047
1980	3,863,438,643	3,675,617,955	95.14	.54	150,051,469	3.88	190,397,219	68,578,962	187,828,918
1981	4,276,515,902	4,054,260,723	94.80	.59	178,506,117	4.17	217,883,838	74,138,690	217,093,389
1982	4,628,982,448	4,394,429,211	94.93	.52	189,564,927	4.09	230,226,316	84,268,523	237,476,664
1983	5,005,188,446	4,765,543,672	95.21	.56	191,716,284	3.83	224,912,999	91,606,790	257,033,428
1984	5,357,729,212	5,165,526,211	96.41	.40	194,056,730	3.62	218,852,216	94,016,178	281,666,834
1985	5,676,751,632	5,427,568,172	95.61	.40	206,064,153	3.63	230,036,526	93,450,898	285,493,714
1986	6,325,701,453	6,067,178,867	95.91	.30	219,117,346	3.61	250,717,041	85,927,197	284,690,229
1987	7,022,956,800	6,754,333,216	96.17	.34	226,827,016	3.36	259,123,579	83,299,155	289,757,300
1988	7,968,790,778	7,649,833,535	96.00	.77	276,993,185	3.48	310,769,961	74,149,683	288,921,465
1989	8,934,923,306	8,525,243,979	95.40	.38	353,007,305	3.95	392,612,418	88,946,492	293,676,697
1990	9,959,468,577	9,462,412,275	95.01	.49	422,412,028	4.24	462,370,894	162,482,842	312,163,675

\*Includes December 31st figures of current year



Table 10

## SPECIAL DISTRICT TAXES LEVIED IN 1990

This table presents a tabulation of special district taxes levied upon a portion of the municipalities listed for the specific services - (F) Fire, (G) Garbage, (L) Light, (W) Water, (C) Commons. These taxes and obligations are the sole responsibility of the special districts; operations cause no liability for the balance of the municipality. The parenthetical figures denote the number of districts.

MUNICIPALITY	# FIRE DIST'S	FIRE AMOUNT	OTHER DIST'S	OTHER AMOUNT	TOTAL DIST'S	TAX LEVY	MUNICIPALITY	# FIRE DIST'S	FIRE AMOUNT	OTHER DIST'S	OTHER AMOUNT	TOTAL DIST'S	TAX LEVY
Aberdeen Twp.	(2)	636,458	G-(1)	1,322,537	(3)	1,958,995	Little Egg Harbor Twp.	(2)	299,822			(2)	299,822
Berlin Twp.	(1)	147,000			(1)	147,000	Lower Twp.	(3)	659,230			(3)	659,230
Beverly City	(1)	76,236			(1)	76,236	Manalapan Twp.	(2)	644,784			(2)	644,784
Bordentown Twp.	(2)	363,900			(2)	363,900	Manasquan Boro.	(1)	207,165			(1)	207,165
Brick Twp.	(3)	1,804,000			(3)	1,804,000	Mansfield Twp. (Burl.)	(1)	4,893			(1)	4,893
Bridgewater Twp.	(4)	688,545	G-(1)	391,842	(5)	1,080,387	Marlboro Twp.	(3)	919,955			(3)	919,955
Buena Boro.	(2)	147,019			(2)	147,019	Maurice River Twp.	(4)	85,320			(4)	85,320
Buena Vista Twp.	(5)	263,027			(5)	263,027	Middle Twp.	(4)	629,316			(4)	629,316
Cedar Grove Twp.			G-(1)	1,001,000	(1)	1,001,000	Middletown Twp.			G-(1)	2,679,000	(1)	2,679,000
Cherry Hill Twp.	(8)	5,097,258			(8)	5,097,258	Millstone Twp.	(1)	302,463			(1)	302,463
Chester Twp.			W-(1)	2,272	(1)	2,272	Mill Hill Twp.			G-(1)	363,403	(1)	363,403
Chesterfield Twp.	(2)	96,833			(2)	96,833	Monroe Twp. (Midd.)	(3)	1,082,805			(3)	1,082,805
Cinnaminson Twp.	(1)	695,789			(1)	695,789	Montgomery Twp.	(2)	366,930			(2)	366,930
Commercial Twp.	(3)	197,800			(3)	197,800	Montville Twp.	(3)	714,571			(3)	714,571
Delanco Twp.	(1)	150,855			(1)	150,855	Moorestown Twp.	(2)	919,639			(2)	919,639
Delran Twp.	(1)	533,738			(1)	533,738	Mount Laurel Twp.	(1)	1,383,332			(1)	1,383,332
Dennis Twp.	(3)	153,132			(3)	153,132	Mount Olive Twp.			G-(1)	960,109	(1)	960,109
Diptford Twp.	(1)	954,119			(1)	954,119	Mountain Lakes Boro.			G-(1)	80,000	(1)	80,000
Dover Twp.	(2)	3,100,199			(2)	3,100,199	Neptune Twp.	(2)	1,309,904			(2)	1,309,904
Downe Twp.	(3)	93,043			(3)	93,043	Ocean Twp. (Mon.)	(2)	1,078,640			(2)	1,078,640
East Brunswick Twp.	(3)	1,412,004			(3)	1,412,004	Old Bridge Twp.	(4)	1,903,005	G-(1)	1,085,000	(5)	2,988,005
East Windsor Twp.			G-(1)	948,144	(1)	948,144	Pars-Troy Hills Twp.	(6)	1,408,970			(6)	1,408,970
Eastampton Twp.	(1)	142,257			(1)	142,257	Pennington Boro.	(1)	76,656			(1)	76,656
Edgewater Park Twp.	(1)	194,703			(1)	194,703	Pennsauken Twp.			G-(1)	2,273,663	(1)	2,273,663
Edison Twp.			G-(1)	5,437,500	(1)	5,437,500	Pine Hill Boro.	(1)	214,657			(1)	214,657
Elmsham Twp.	(1)	1,164,000			(1)	1,164,000	Piscataway Twp.	(4)	1,409,298			(4)	1,409,298
Erving Twp.	(1)	161,553			(1)	161,553	Pittsgrove Twp.	(3)	282,287			(3)	282,287
Florence Twp.	(1)	343,690			(1)	343,690	Plumsted Twp.	(1)	183,248			(1)	183,248
Franklin Twp. (Glou.)	(5)	499,015			(5)	499,015	Princeton Twp.			G-(8)	223,265	(8)	223,265
Franklin Twp. (Som.)	(4)	1,845,179			(4)	1,845,179	Riverside Twp.	(1)	182,220			(1)	182,220
Franklin Lakes Boro.			G-(1)	1,614,261	(1)	1,614,261	South Brunswick Twp.	(3)	863,759			(3)	863,759
Freehold Twp.	(2)	812,000			(2)	812,000	Spring Lake Heights Boro.	(1)	142,000			(1)	142,000
Gloucester Twp.	(6)	2,099,842			(6)	2,099,842	Stillwater Twp.			W-(1)	49,500	(1)	49,500
Haddon Twp.	(4)	362,784			(4)	362,784	Swedesboro Boro.			G-(1)	136,647	(1)	136,647
Hamilton Twp. (Atl.)			G-(1)	1,224,413	(1)	1,224,413	Tabernacle Twp.	(1)	125,715			(1)	125,715
Hamilton Twp. (Mer.)	(9)	4,892,491			(9)	4,892,491	Tinton Falls Boro.	(2)	597,097			(2)	597,097
Hanover Twp.	(2)	723,547			(2)	723,547	Trenton City			C-(1)	291,419	(1)	291,419
Harrison Twp.	(1)	204,030			(1)	204,030	Upper Twp.	(4)	445,802			(4)	445,802
Hazlet Twp.	(1)	699,462			(1)	699,462	Vineland City			G-(1)	2,377,567	(1)	2,377,567
Hillsborough Twp.	(1)	484,363			(1)	484,363	Voorhees Twp.	(4)	1,550,634	W-(3)	144,037	(7)	1,694,671
Hopewell Boro.	(1)	67,350			(1)	67,350	Wall Twp.	(3)	554,920			(3)	554,920
Hopewell Twp.	(3)	503,406			(3)	503,406	Washington Twp. (Glou.)	(1)	958,474	G-(1)	2,750,000	(2)	3,708,474
Howell Twp.	(5)	1,695,097			(5)	1,695,097	Washington Twp. (Mer.)	(1)	269,792			(1)	269,792
Jackson Twp.	(4)	1,329,224			(4)	1,329,224	Weehawken Twp.			G-(1)	640,800	(1)	640,800
Jamesburg Boro.	(1)	175,308			(1)	175,308	West Milford Twp.			G-(1)	2,752,670	(1)	2,752,670
Jefferson Twp.			G-(1)	2,691,000		2,691,000	Westville Boro.	(1)	188,424			(1)	188,424
Lancaster Twp.	(1)	1,077,868			(1)	1,077,868	Wharton Boro.			G-(1)	373,463	(1)	373,463
Lambertville City	(1)	191,038			(1)	191,038	Winslow Twp.	(1)	895,453			(1)	895,453
Landswood Boro.	(1)	469,540			(1)	469,540	Woodbridge Twp.	(10)	6,322,406			(10)	6,322,406
TOTALS							\$65,932,288						
							\$31,813,512						
							\$98,599,449						

TABLE 11

EQUALIZED PROPERTY TAX RATE

The equalized property tax rates for selected years are shown below for all municipalities by County area. These tax rates are the result of multiplying the general tax rate by the ratio of assessed to true value as certified by the Director of Taxation on October 1st of each year pursuant to statute. Thus, the table shows the tax rate that would be applied if the assessment level were 100 percent. This permits ready comparison of the tax trends of New Jersey's local units.

<u>ATLANTIC COUNTY</u>	<u>1986</u>	<u>1987</u>	<u>1988</u>	<u>1989</u>	<u>1990</u>	<u>BERGEN (Con't)</u>	<u>1986</u>	<u>1987</u>	<u>1988</u>	<u>1989</u>	<u>1990</u>
Absecon City	2.49	2.18	2.14	2.28	2.26	East Rutherford	1.36	1.30	1.06	.78	.99
Atlantic City, City	2.00	1.87	1.96	1.90	1.99	Edgewater Boro.	1.47	1.18	1.06	1.07	1.25
Brigantine City	1.36	1.47	1.65	1.62	1.59	Elmwood Park Boro	1.55	1.38	1.21	1.34	1.52
Buena Boro	2.38	2.25	2.51	2.32	2.36	Emerson Boro	1.99	1.69	1.62	1.80	2.04
Buena Vista Twp.	1.79	1.63	1.58	1.56	1.63	Englewood City	2.50	2.14	1.79	1.73	1.86
Corbin City, City	2.31	1.75	1.66	1.43	1.59	Englewood Cliffs Boro.	.97	.87	.81	.74	.89
Egg Harbor City	3.11	3.05	3.25	2.94	2.99	Fair Lawn Boro.	1.76	1.63	1.45	1.57	1.74
Egg Harbor Twp	1.68	1.66	1.98	1.87	1.73	Fairview Boro.	1.97	1.71	1.62	1.65	1.77
Estell Manor City	1.93	1.82	1.63	1.49	1.74	Fort Lee Boro.	1.36	1.29	1.18	1.21	1.03
Folsom Boro.	2.31	2.45	2.27	2.09	2.50	Franklin Lakes Boro.	1.26	.98	.98	.99	1.09
Galloway Twp.	2.13	2.18	2.15	1.91	1.93	Garfield City	1.91	1.60	1.60	1.69	1.81
Hamilton Twp.	2.04	2.12	2.19	1.87	1.77	Glen Rock Boro.	2.00	1.66	1.57	1.64	1.75
Hammonton Town	2.17	2.39	2.25	2.15	2.27	Hackensack City	2.25	1.88	1.66	1.82	2.04
Linwood City	2.44	2.38	2.28	2.09	2.06	Harrington Park Boro.	2.05	1.81	1.71	1.80	1.98
Longport Boro.	1.09	.97	.91	.87	.96	Hasbrouck Heights Boro	1.71	1.42	1.50	1.58	1.82
Margate City, City	1.49	1.45	1.51	1.51	1.42	Haworth Boro.	1.84	1.48	1.48	1.46	1.56
Mullica Twp.	2.41	2.46	2.24	2.13	1.99	Hillsdale Boro.	2.06	1.78	1.70	1.70	1.87
Northfield City	2.41	2.34	2.36	2.27	2.48	Ho-Ho-Kus Boro.	1.49	1.30	1.17	1.20	1.24
Pleasantville City	3.14	3.08	2.99	2.84	2.75	Leonia Boro.	1.92	1.68	1.46	1.51	1.69
Port Republic City	2.00	2.28	2.29	1.92	1.86	Little Ferry Boro.	1.82	1.33	1.38	1.42	1.59
Somers Point City	2.11	2.03	1.86	1.93	2.30	Lodi Boro.	2.26	1.87	1.67	1.79	2.00
Ventnor City, City	1.57	1.60	1.54	1.65	1.66	Lynhurst Twp.	1.55	1.20	1.17	1.32	1.56
Weymouth Twp.	2.16	2.63	2.06	1.98	2.03	Mahwah Twp	1.43	1.15	1.06	1.19	1.29
						Maywood Boro.	1.69	1.24	1.30	1.48	1.67
						Midland Park Boro.	1.92	1.52	1.47	1.52	1.76
<u>BERGEN COUNTY</u>											
Allendale	1.91	1.66	1.58	1.59	1.67	Montvale Boro.	1.42	1.34	1.32	1.24	1.32
Alpine Boro	.76	.63	.60	.55	.67	Moonachie Boro.	1.02	.90	.89	.85	.95
Bergenfield Boro	2.31	2.07	2.06	2.18	2.16	New Milford Boro.	1.89	1.70	1.64	1.88	2.15
Bogota Boro	2.40	2.09	2.01	2.05	2.23	North Arlington Boro.	1.73	1.47	1.30	1.30	1.35
Carlstadt Boro	1.07	.98	.93	.90	.94	Northvale Boro	1.99	1.62	1.64	1.61	1.83
Cliffside Park Boro.	1.56	1.31	1.29	1.31	1.51	Norwood Boro.	1.64	1.53	1.39	1.20	1.52
Closter Boro.	1.89	1.63	1.52	1.55	1.68	Oakland Boro.	2.09	1.84	1.74	1.90	2.01
Cresskill Boro.	1.80	1.47	1.37	1.50	1.56	Old Tappan Boro	1.47	1.29	1.15	1.15	1.28
Demarest Boro.	1.83	1.44	1.36	1.50	1.64	Oradell Boro.	1.71	1.47	1.39	1.46	1.64
Dumont Boro.	2.28	2.02	1.90	2.06	2.27	Palisade Park Boro.	1.72	1.50	1.52	1.45	1.49



TABLE 11 (Con't)

## EQUALIZED PROPERTY TAX RATES

BERGEN (Con't)	1986	1987	1988	1989	1990	BURLINGTON (Con't)	1986	1987	1988	1989	1990
Paramus Boro.	1.41	1.16	1.13	1.19	1.37	Hainesport Twp.	2.40	2.35	2.29	1.94	2.34
Park Ridge Boro.	2.13	1.76	1.55	1.56	1.72	Lumberton Twp.	2.21	2.16	2.00	1.49	2.19
Ramsey Boro.	1.96	1.64	1.57	1.64	1.73	Mansfield Twp.	1.68	1.60	1.44	1.50	1.78
Ridgefield Boro.	.75	.72	.84	.81	1.07	Maple Shade Twp.	2.47	1.96	1.93	2.07	2.26
Ridgefield Park Village	2.02	1.85	1.66	1.80	1.75	Medford Twp.	2.10	1.96	1.71	1.89	2.01
Ridgewood Village	2.15	1.80	1.80	1.79	1.91	Medford Lakes Boro.	2.35	2.19	2.09	2.15	2.32
River Edge Boro.	1.95	1.62	1.56	1.68	1.84	Moorestown Twp.	2.22	2.29	1.88	1.84	1.96
River Vale Twp.	1.91	1.59	1.60	1.66	1.81	Mount Holly Twp.	2.70	2.85	2.74	2.56	2.49
Rochelle Park Twp.	1.34	1.18	1.28	1.33	1.42	Mount Laurel Twp.	1.89	1.82	1.59	1.72	1.77
Rockleigh Boro.	.60	.68	.37	.35	.39	New Hanover Twp.	2.21	1.84	1.59	2.05	2.14
Rutherford Boro.	2.21	1.84	1.90	1.86	1.90	North Hanover Twp.	1.25	1.25	1.10	1.29	1.62
Saddle Brook Twp.	1.50	1.45	1.33	1.12	1.26	Palmyra Boro.	2.34	2.46	2.22	2.18	2.16
Saddle River Boro.	.79	.68	.59	.62	.69	Pemberton Boro.	2.36	2.35	2.30	2.18	2.40
South Hackensack Twp.	1.49	1.39	1.28	1.36	1.53	Pemberton Twp.	2.23	2.16	2.12	1.89	2.47
Teaneck Twp.	2.40	2.08	1.87	1.91	2.07	Riverside Twp.	2.14	2.06	1.96	1.88	2.06
Tenafly Boro.	1.87	1.61	1.46	1.45	1.56	Riverton Boro.	2.30	2.05	1.97	2.11	2.12
Teterboro Boro.	.79	.81	.88	1.02	1.02	Shamong Twp.	2.34	2.10	1.81	1.70	2.42
Upper Saddle River Boro.	1.50	1.28	1.11	1.23	1.33	Southampton Twp.	1.73	1.58	1.57	1.64	2.63
Waldwick Boro.	1.93	1.67	1.64	1.76	1.92	Springfield Twp.	1.74	1.96	1.55	1.79	2.04
Wallington Boro.	1.66	1.47	1.39	1.51	1.68	Tabernacle Twp.	2.09	1.72	1.72	1.71	2.64
Washington Twp.	1.88	1.49	1.39	1.40	1.59	Washington Twp.	3.12	2.45	2.53	2.06	2.35
Westwood Boro.	1.81	1.46	1.47	1.52	1.65	Westampton Twp.	2.69	2.35	2.17	2.08	2.42
Wood-Ridge Boro.	1.73	1.40	1.27	1.26	1.50	Willingboro Twp.	3.08	2.66	2.55	2.45	2.63
Woodcliff Lake Boro.	1.75	1.46	1.42	1.51	1.63	Woodland Twp.	2.42	2.17	1.83	1.92	2.04
Wycoff Twp.	1.58	1.38	1.33	1.36	1.50	Wrightstown Boro.	2.30	2.61	2.17	2.50	2.64
<u>BURLINGTON COUNTY</u>						<u>CAMDEN COUNTY</u>					
Bass River Twp.	2.46	2.15	1.91	1.97	2.02	Audubon Boro.	3.01	2.98	2.65	2.60	2.47
Beverly City	2.71	2.83	2.60	2.60	2.49	Audubon Park Boro.	5.71	6.24	6.40	7.14	5.53
Bordentown City	2.50	2.22	2.09	2.07	2.35	Barrington Boro.	3.22	3.37	3.20	2.86	2.69
Bordentown Twp.	2.52	2.17	2.13	2.22	2.27	Bellmawr Boro.	2.97	2.89	2.73	2.64	2.95
Burlington City	1.36	1.51	1.64	1.65	1.71	Berlin Boro.	2.79	2.63	2.33	2.27	2.37
Burlington Twp.	2.03	2.25	2.04	2.02	2.15	Berlin Twp.	2.91	2.77	2.44	2.39	2.36
Chesterfield Twp.	2.08	1.69	1.73	1.63	1.85	Brooklawn Boro.	2.77	3.30	2.92	2.66	2.93
Cinnaminson Twp.	2.25	2.18	2.01	1.82	1.82	Camden City	5.49	4.56	4.73	4.23	4.67
Delanco Twp.	2.46	2.38	2.10	2.08	2.17	Cherry Hill Twp.	2.86	2.67	2.47	2.31	2.40
Delran Twp.	2.27	2.29	1.95	1.82	1.99	Chesilhurst	3.48	3.66	3.38	2.87	3.18
Edgemoor Twp.	2.49	2.45	2.14	2.20	2.37	Clementon Boro.	3.12	3.36	3.11	3.04	2.97
Edgewater Park Twp.	2.51	2.49	2.22	2.10	2.07	Collingswood Boro.	2.85	2.98	2.85	2.62	2.59
Evesham Twp.	1.92	1.77	1.67	1.75	1.95	Gibbsboro Boro.	2.59	2.55	2.04	2.42	2.60
Fieldsboro Boro.	2.59	2.53	2.38	2.21	2.51	Gloucester City, City	3.04	2.86	2.71	2.62	2.77
Florence Twp.	2.36	2.20	2.04	1.95	2.00	Gloucester Twp.	3.19	3.14	2.67	2.68	2.74

TABLE 11 (Con't)

## EQUALIZED PROPERTY TAX RATES

CAMDEN (Con't)	1986	1987	1988	1989	1990	CUMBERLAND COUNTY	1986	1987	1988	1989	1990
Haddon Twp.	2.92	2.71	2.41	2.33	2.37	Bridgeton City	3.86	3.38	3.49	3.27	3.37
Haddon Heights Boro.	2.91	2.52	2.61	2.38	2.33	Commercial Twp.	2.54	2.61	2.21	2.80	2.95
Haddonfield Boro.	2.62	2.96	2.31	2.30	2.39	Deerfield Twp.	2.64	2.31	2.40	2.02	2.02
Hi-Nella Boro.	2.80	3.12	2.83	2.49	2.55	Downe Twp.	2.40	2.89	2.44	2.48	2.54
Laurel Springs Boro.	3.16	3.03	2.97	2.71	2.77	Fairfield Twp	2.19	2.54	2.42	2.54	2.68
Lawnside Boro.	3.32	3.14	2.95	3.23	3.07	Greenwich Twp.	1.97	2.73	2.72	2.77	2.85
Lindenwold Boro.	3.22	3.05	2.89	2.63	2.99	Hopewell Twp.	2.55	2.46	2.37	2.25	2.15
Magnolia Boro.	3.15	3.05	2.85	2.60	2.82	Lawrence Twp.	2.68	3.09	2.90	2.90	2.74
Merchantville Boro.	3.10	3.12	2.87	2.70	2.77	Maurice River Twp.	3.12	3.22	2.91	3.01	2.85
Mount Ephraim Boro.	3.03	3.06	2.69	2.62	2.53	Millville City	3.07	2.71	2.65	2.94	3.00
Oaklyn Boro.	2.87	2.77	2.56	2.36	2.54	Shiloh Boro.	2.11	2.48	3.50	2.67	2.57
Pennsauken Twp.	2.96	2.61	2.57	2.44	2.65	Stow Creek Twp	2.22	2.37	2.20	1.81	2.25
Pine Hill Boro.	3.34	3.44	3.47	3.36	3.36	Upper Deerfield Twp.	2.12	2.09	2.12	2.08	1.97
Pine Valley Boro.	2.69	1.48	1.97	1.81	1.93	Vineland City	2.81	2.70	2.40	2.61	2.70
Runnemede Boro.	2.91	2.99	2.62	2.41	2.62						
Somerdale Boro.	3.07	2.96	2.75	2.46	2.73	ESSEX COUNTY					
Stratford Boro.	2.54	2.48	2.49	2.25	2.59	Belleville Twp.	2.98	2.67	2.62	2.56	2.63
Tavistock Boro.	1.79	1.75	1.58	1.52	1.82	Bloomfield Twp.	2.98	2.46	2.38	2.28	2.41
Voorhees Twp.	2.67	2.30	2.17	2.19	2.47	Caldwell Boro Twp.	2.65	2.20	1.95	1.95	2.07
Waterford Twp.	3.31	3.37	2.94	2.74	2.96	Cedar Grove Twp.	2.07	1.95	1.69	1.56	1.72
Winslow Twp.	2.58	2.65	2.47	2.55	2.60	East Orange City	5.95	4.47	4.59	4.21	4.01
Woodlynne Boro.	4.22	4.15	3.83	3.41	3.43						
CAPE MAY COUNTY						Essex Fells Twp.	1.98	1.50	1.34	1.29	1.31
Avalon Boro	.91	.96	.92	.87	.80	Fairfield Twp	2.01	1.84	1.48	1.47	1.45
Cape May City	1.52	1.48	1.38	1.29	1.30	Glen Ridge Boro. Twp	3.09	2.59	2.50	2.47	2.66
Cape May Point Boro.	.89	.80	.78	.73	.71	Irvington Twp.	4.26	3.56	3.24	3.25	3.03
Dennis Twp.	1.82	1.52	1.52	1.52	1.67	Livingston Twp.	2.02	1.83	1.69	1.73	1.89
Lower Twp.	1.95	1.93	1.79	1.69	1.77	Maplewood Twp.	3.05	2.62	2.28	2.26	2.41
Middle Twp.	2.04	1.90	1.79	1.87	1.73	Millburn Twp.	2.07	1.68	1.47	1.37	1.46
North Wildwood City	1.82	2.05	2.05	1.94	1.97	Montclair Twp.	2.84	2.35	2.27	2.34	2.42
Ocean City, City	1.44	1.45	1.37	1.36	1.39	Newark City	4.39	3.82	3.20	2.68	2.68
Sea Isle City, City	1.39	1.39	1.25	1.24	1.28	North Caldwell Twp.	2.36	1.86	1.73	1.70	1.71
Stone Harbor Boro.	.92	.90	.76	.78	.83	Nutley Twp.	2.79	2.45	2.24	2.12	2.26
Upper Twp.	.87	1.14	1.14	1.01	1.12	Orange City, Twp.	4.85	3.79	3.26	3.49	3.29
West Cape May Boro.	1.61	1.56	1.54	1.61	1.71	Roseland Boro	2.25	1.74	1.42	1.40	1.61
West Wildwood Boro.	1.97	1.95	1.74	1.70	1.62	South Orange Vill. Twp.	3.34	2.85	2.47	2.46	2.57
Wildwood City	2.54	2.62	2.66	2.69	2.66	Verona Twp.	2.62	2.13	2.00	1.95	2.01
Wildwood Crest Boro.	1.44	1.46	1.51	1.51	1.49	West Caldwell Twp.	2.52	2.12	1.96	1.97	1.98
Woodbine Boro.	2.39	2.40	2.37	2.37	2.27	West Orange Twp.	2.94	2.44	2.27	2.17	2.30



TABLE 11 (Con't)

## EQUALIZED PROPERTY TAX RATE

<u>GLOUCESTER COUNTY</u>	<u>1986</u>	<u>1987</u>	<u>1988</u>	<u>1989</u>	<u>1990</u>	<u>HUNTERDON CNTY (Con't)</u>	<u>1986</u>	<u>1987</u>	<u>1988</u>	<u>1989</u>	<u>1990</u>
Clayton Boro.	2.65	2.89	2.81	2.81	2.83	Bloomsbury Boro.	2.01	1.91	1.85	1.76	1.89
Deptford Twp. Boro.	2.81	2.84	2.54	2.35	2.25	Califon Boro.	2.43	1.93	1.80	1.86	2.02
East Greenwich Twp.	2.04	2.06	1.87	1.85	1.84	Clinton Town	2.22	2.03	1.93	1.95	2.09
Elk Twp.	2.26	2.42	2.48	2.58	2.81	Clinton Twp.	1.88	1.52	1.56	1.53	1.74
Franklin Twp.	2.33	2.27	2.57	2.51	2.46	Delaware Twp.	1.89	1.90	1.63	1.48	1.59
Glassboro Boro.	2.98	3.01	2.85	2.60	2.53	East Amwell Twp.	1.85	1.57	1.54	1.57	1.66
Greenwich Twp.	1.66	1.84	1.85	1.79	1.79	Flemington Boro.	2.02	2.02	1.85	1.62	1.82
Harrison Twp.	2.51	2.41	2.39	2.44	2.23	Franklin Twp.	1.97	1.50	1.44	1.52	1.75
Logan Twp.	2.44	2.06	2.21	2.06	1.80	Frenchtown Boro.	2.23	2.24	1.91	1.79	1.86
Mantua Twp.	2.69	2.77	2.69	2.49	2.49	Glen Gardner Boro.	2.29	2.00	1.85	1.92	2.12
Monroe Twp.	2.54	2.44	2.30	2.18	2.17	Hampton Boro.	2.53	2.01	2.54	2.38	2.45
National Park Boro.	2.82	2.84	2.59	2.72	2.68	High Bridge Boro.	2.17	2.09	2.00	1.93	2.09
Newfield Boro.	2.65	2.63	2.48	2.55	2.39	Holland Twp.	.60	.66	.78	.82	1.04
Paulsboro Boro.	2.86	2.58	2.64	2.82	2.77	Kingwood Twp.	1.84	1.74	1.57	1.58	1.58
Pitman Boro.	2.66	2.52	2.20	2.30	2.17	Lamberton City	1.61	1.49	1.71	1.55	1.66
South Harrison Twp.	2.71	2.54	2.52	2.07	2.07	Lebanon Boro.	2.02	1.69	2.05	1.87	1.85
Swedesboro Boro.	2.61	2.49	2.66	2.39	2.37	Lebanon Twp.	1.44	1.27	1.29	1.30	1.33
Washington Twp.	2.44	2.28	2.11	2.14	2.09	Milford Boro.	1.85	2.06	2.00	1.76	1.97
Wenonah Boro.	2.74	2.56	2.26	2.22	2.25	Raritan Twp.	1.97	1.74	1.77	1.74	1.73
West Deptford Twp.	2.45	2.44	2.21	2.08	2.11	Readington Twp.	1.72	1.46	1.45	1.53	1.56
Westville Boro.	2.67	2.72	2.70	2.59	2.53	Stockton Boro.	1.93	1.88	1.76	1.86	1.77
Woodbury City	2.68	2.61	2.59	2.49	2.49	Tewksbury Twp.	1.90	1.59	1.46	1.32	1.43
Woodbury Heights Boro.	2.73	2.56	2.76	2.69	2.39	Union Twp.	1.76	1.67	1.40	1.35	1.64
Woolwich Twp.	2.19	2.69	2.33	2.40	2.33	West Amwell Twp.	1.80	1.66	1.50	1.45	1.49
<u>HUDSON COUNTY</u>						<u>MERCER COUNTY</u>					
Bayonne City	2.70	2.50	2.38	2.47	2.26	East Windsor Twp.	2.60	2.18	2.10	2.18	2.55
East Newark Boro.	2.14	2.42	2.82	2.39	2.52	Ewing Twp.	2.51	2.13	1.97	1.93	1.94
Guttenberg Town	1.89	1.75	1.95	2.00	2.07	Hamilton Twp.	2.39	2.08	1.99	2.09	2.23
Harrison Town	2.29	2.20	1.96	2.03	2.23	Hightstown Boro.	2.44	2.17	2.28	2.33	2.73
Hoboken City	3.11	2.10	2.08	1.95	2.37	Hopewell Boro.	1.90	1.65	1.57	1.60	1.96
Jersey City, City	3.86	3.27	2.48	2.54	2.83	Howell Twp.	1.88	1.63	1.52	1.54	1.71
Kearny Town	2.39	2.18	1.85	1.60	1.97	Lawrence Twp.	2.08	1.93	1.72	1.70	1.60
North Bergen Twp.	3.20	2.71	2.74	2.71	2.53	Pennington Boro.	1.81	1.49	1.50	1.59	1.71
Secaucus Town	2.12	1.99	1.75	1.80	1.52	Princeton Boro.	1.66	1.72	1.51	1.48	1.66
Union City, City	4.17	3.18	2.79	2.65	3.00	Princeton Twp.	1.73	1.51	1.39	1.43	1.54
Weehawken Twp.	2.32	2.26	2.14	1.96	1.62	Trenton City	4.44	3.66	3.07	2.94	2.98
West New York Town	3.69	3.10	2.97	2.89	2.75	Washington Twp.	1.78	1.58	1.49	1.46	1.58
<u>HUNTERDON COUNTY</u>						West Windsor Twp.	2.05	1.75	1.70	1.62	1.72
Alexandria Twp	1.89	1.60	1.59	1.56	1.63						
Bethlehem Twp.	2.06	1.83	1.73	1.68	1.84						

TABLE 11 (Con't)

## EQUALIZED PROPERTY TAX RATE

<u>MIDDLESEX COUNTY</u>	<u>1986</u>	<u>1987</u>	<u>1988</u>	<u>1989</u>	<u>1990</u>	<u>MONMOUTH (Con't)</u>	<u>1986</u>	<u>1987</u>	<u>1988</u>	<u>1989</u>	<u>1990</u>
Carteret Boro.	2.55	2.06	1.95	2.00	2.14	Fair Haven Boro.	2.08	1.86	1.64	1.67	1.87
Cranbury Twp.	1.52	1.40	1.58	1.54	1.67	Farmingdale Boro.	2.22	2.13	1.67	1.79	1.81
Dunnellen Boro.	2.27	1.95	1.82	1.98	2.30	Freehold Boro.	2.21	1.84	1.86	1.83	2.08
East Brunswick Twp.	2.62	2.21	2.00	2.10	2.08	Freehold Twp.	2.02	1.75	1.32	1.63	1.93
Edison Twp.	1.83	1.54	1.35	1.34	1.61	Hazlet Twp.	1.94	1.90	1.74	1.79	2.04
Helmetta Boro.	2.98	2.26	2.46	2.07	1.99	Highlands Boro.	2.30	2.06	1.90	2.01	2.40
Highland Park Boro.	2.62	2.25	2.25	2.24	2.62	Holmdel Twp. 1.90	1.65	1.37	1.31	1.38	1.59
Jamesburg Boro.	2.55	2.15	2.11	2.04	2.10	Howell Twp.	1.88	1.64	1.41	1.51	1.83
Metuchen Boro.	2.35	2.06	1.94	1.79	1.90	Interlaken Boro.	1.50	1.29	1.13	1.02	1.21
Middlesex Boro.	2.49	2.32	2.16	2.05	2.22	Keansburg Boro.	2.74	2.21	1.98	2.14	2.78
Milltown Boro.	2.01	1.80	1.91	1.80	1.93	Keyport Boro.	2.39	2.11	1.94	2.10	2.34
Monroe Twp.	1.59	1.39	1.31	1.37	1.48	Little Silver Boro.	2.16	1.88	1.67	1.78	1.94
New Brunswick City	2.71	2.25	2.22	2.23	2.42	Loch Arbour Village	2.44	2.20	2.15	2.14	2.18
North Brunswick Twp.	1.87	1.66	1.60	1.58	1.68	Long Branch City	2.41	2.18	2.04	2.13	2.37
Old Bridge Twp.	2.58	2.39	2.13	2.11	2.57	Manalapan Twp.	2.01	1.75	1.59	1.64	1.85
Perth Amboy City	2.49	2.20	2.05	1.98	2.22	Manasquan Boro.	1.49	1.32	1.28	1.41	1.65
Piscataway Twp.	2.09	1.77	1.81	1.80	1.89	Marlboro Twp.	1.87	1.66	1.59	1.71	1.83
Plainsboro Twp.	1.59	1.81	1.61	1.65	1.79	Matawan Boro.	2.41	2.05	1.79	1.98	2.27
Sayreville Boro.	1.80	1.65	1.58	1.63	1.65	Middletown Twp.	2.04	1.77	1.65	1.69	1.78
South Amboy City	1.69	1.77	1.62	1.61	1.73	Millstone Twp.	1.84	1.50	1.38	1.50	1.55
South Brunswick Twp.	2.07	1.84	1.60	1.49	1.60	Monmouth Beach Boro.	1.75	1.67	1.38	1.31	1.48
South Plainfield Boro.	2.11	1.89	1.87	1.99	2.04	Neptune Twp.	2.25	1.90	1.90	1.91	2.15
South River Boro.	2.60	2.41	2.19	2.12	2.25	Neptune City, Boro.	2.48	2.12	1.84	1.87	2.19
Spotswood Boro.	2.53	2.22	1.88	1.92	2.10	Ocean Twp.	2.16	1.84	1.71	1.79	1.94
Woodbridge Twp.	2.14	1.95	1.84	1.97	2.07	Oceanport Boro.	1.94	1.68	1.57	1.61	1.78
<u>MONMOUTH COUNTY</u>						Red Bank Boro.	2.40	1.95	1.98	2.08	2.38
Aberdeen Twp.	2.35	2.08	1.89	1.83	2.23	Roosevelt Boro.	2.68	2.38	2.39	2.28	2.57
Allenhurst Boro.	1.16	1.09	1.10	1.06	1.10	Rumson Boro.	1.86	1.64	1.39	1.41	1.44
Allentown Boro.	2.47	2.06	1.99	2.19	2.19	Sea Bright Boro.	2.13	1.79	1.57	1.66	1.73
Asbury Park City	4.12	3.47	3.03	3.39	3.38	Sea Girt Boro.	1.10	1.01	.90	.94	1.01
Atlantic Highlands Boro.	2.24	2.20	1.89	1.84	1.98	Shrewsbury Boro.	2.34	1.98	1.59	1.74	1.89
Avon-By-The-Sea Boro.	1.47	1.38	1.34	1.56	1.61	Shrewsbury Twp.	2.19	2.16	2.31	2.65	3.10
Belmar Boro.	1.75	1.86	1.59	1.86	2.09	South Belmar Boro.	2.15	2.23	1.91	1.60	1.83
Bradley Beach Boro.	2.54	2.35	1.88	1.95	2.26	Spring Lake Boro.	1.15	1.00	.91	.95	1.00
Brielle Boro.	1.79	1.61	1.43	1.30	1.46	Spring Lake Heights Boro.	1.65	1.49	1.29	1.35	1.47
Colts Neck Twp.	1.53	1.22	1.26	1.25	1.34	Tinton Falls Boro.	2.27	1.98	1.71	1.56	1.84
Deal Boro.	1.12	1.00	.79	.69	.67	Union Beach Boro.	2.27	2.00	2.08	1.85	2.18
Eatontown Boro.	2.06	1.74	1.54	1.75	2.14	Upper Freehold Twp.	2.85	1.69	1.44	1.51	1.93
Englishtown Boro.	2.11	1.97	1.74	2.04	1.96	Wall Twp.	1.78	1.55	1.39	1.47	1.54
						West Long Branch Boro.	2.09	1.69	1.61	1.70	1.77

TABLE 11 (Con't)

## EQUALIZED PROPERTY TAX RATE

MORRIS COUNTY	1986	1987	1988	1989	1990	OCEAN COUNTY	1986	1987	1988	1989	1990
Bounton Town	2.13	1.88	1.88	1.85	1.90	Barneгат Twp.	2.46	1.91	1.89	1.84	2.17
Bounton Twp.	1.37	1.20	1.08	1.17	1.36	Barneгат Light Boro.	.87	.70	.71	.73	.84
Butler Boro.	2.23	2.02	1.81	2.04	2.29	Bay Head Boro.	1.02	.97	.89	.92	.96
Chatham Boro.	1.81	1.56	1.43	1.37	1.52	Beach Haven Boro.	1.07	.98	1.00	1.05	1.12
Chatham Twp.	1.70	1.47	1.31	1.33	1.50	Beachwood Boro.	2.37	1.99	1.73	2.03	2.09
Chester Boro.	2.06	1.95	1.84	1.69	1.73	Berkeley Twp.	1.67	1.45	1.27	1.26	1.39
Chester Twp.	2.00	1.64	1.48	1.62	1.71	Brick Twp.	1.68	1.54	1.50	1.45	1.66
Denville Twp.	1.82	1.62	1.45	1.47	1.58	Dover Twp.	2.15	1.87	1.67	1.78	1.82
Dover Town	2.14	2.11	2.00	2.06	2.18	Eaglewood Twp.	1.95	1.74	1.44	1.45	1.91
East Hanover Twp.	1.17	1.45	1.19	1.19	1.25	Harvey Cedars Boro.	.97	.83	.74	.82	.94
Florham Park Boro.	1.19	1.09	1.06	1.07	1.16	Island Heights Boro.	1.86	1.69	1.53	1.51	1.62
Hanover Twp.	1.39	1.13	1.19	1.22	1.29	Jackson Twp.	2.43	2.20	1.85	1.99	2.42
Harding Twp.	.84	.77	.68	.68	.76	Lacey Twp.	1.38	1.19	1.23	1.23	1.37
Jefferson Twp.	1.89	1.66	1.48	1.55	1.76	Lakehorst Boro.	3.29	2.62	2.13	2.22	2.72
Kinnelon Boro.	2.01	1.70	1.60	1.53	1.68	Lakewood Twp.	2.38	2.15	1.90	1.98	2.15
Lincoln Park Boro.	2.03	1.84	1.82	1.78	2.00	Lavallette Boro.	1.02	.93	.90	.93	.99
Madison Boro.	1.71	1.49	1.43	1.42	1.61	Little Egg Harbor Twp.	2.34	2.12	1.85	1.78	2.02
Mendham Boro.	1.70	1.58	1.43	1.43	1.63	Long Beach Twp	.89	.86	.77	.82	.93
Mendham Twp.	1.73	1.57	1.34	1.35	1.49	Manchester Twp.	1.77	1.56	1.49	1.66	1.97
Mine Hill Twp.	2.26	1.84	1.59	1.68	1.96	Montoloking Boro.	.66	.62	.55	.65	.66
Montville Twp.	1.62	1.44	1.25	1.30	1.42	Ocean Twp	2.25	1.94	1.62	1.61	2.10
Morris Twp.	1.31	1.27	1.23	1.32	1.34	Ocean Gate Boro.	2.13	1.74	1.55	1.62	1.96
Morris Plains Boro.	1.73	1.61	1.47	1.57	1.71	Pine Beach Boro.	2.29	1.88	1.82	1.88	1.95
Morristown Town	1.84	1.81	1.55	1.57	1.60	Plumsted Twp.	1.87	1.70	1.88	1.73	1.83
Mount Arlington Boro.	2.19	2.05	1.80	1.87	2.11	Point Pleasant Boro.	1.83	1.62	1.54	1.60	1.73
Mount Olive Twp.	2.00	1.91	1.67	1.67	1.91	Point Pleasant Beach Boro.	1.49	1.39	1.29	1.28	1.38
Mountain Lakes Boro.	2.25	1.97	1.73	1.77	1.92	Seaside Heights Boro.	1.54	1.51	1.41	1.65	1.72
Netcong Boro.	2.05	1.93	1.83	1.85	2.07	Seaside Park Boro.	1.47	1.38	1.15	1.31	1.27
Parsippany-Troy Hills Twp.	1.77	1.59	1.53	1.43	1.62	Ship Bottom Boro.	1.12	.94	1.02	.97	1.31
Passaic Twp.	1.74	1.64	1.53	1.61	1.71	South Toms River Boro.	2.33	2.28	1.96	1.96	2.21
Pequannock Twp.	2.08	1.91	1.75	1.82	2.04	Stafford Twp.	1.63	1.38	1.30	1.39	1.43
Randolph Twp.	2.15	1.73	1.66	1.76	1.95	Surf City Boro.	1.00	.87	.89	.90	1.00
Riverdale Boro.	2.06	1.23	1.52	1.28	1.68	Tuckerton Boro.	2.37	2.10	1.77	1.90	2.10
Rockaway Boro.	2.08	1.72	1.62	1.69	1.92						
Rockaway Twp.	2.28	2.02	1.78	1.92	2.03	PASSAIC COUNTY					
Roxbury Twp.	2.02	1.78	1.68	1.69	2.02	Bloomingtondale Boro.	2.45	2.20	2.10	2.34	2.40
Victory Gardens Boro	1.85	1.81	1.82	2.12	2.06	Clifton City	1.73	1.65	1.60	1.61	1.73
Washington Twp	1.92	1.81	1.70	1.71	1.89	Haledon Boro.	2.60	2.05	1.96	1.97	2.18
Wharton Boro.	2.21	1.86	1.82	1.89	1.88	Hawthorne Boro.	1.95	1.71	1.67	1.70	1.77
						Little Falls Twp.	1.63	1.52	1.37	1.21	1.52



TABLE 11 (Con't)

EQUALIZED PROPERTY TAX RATES

<u>PASSAIC (Con't)</u>	<u>1986</u>	<u>1987</u>	<u>1988</u>	<u>1989</u>	<u>1990</u>	<u>SOMERSET (Con't)</u>	<u>1986</u>	<u>1987</u>	<u>1988</u>	<u>1989</u>	<u>1990</u>
North Haledon Boro.	1.84	1.93	1.66	1.72	1.92	Manville Boro.	2.36	1.98	1.78	1.79	2.04
Passaic City	3.37	2.95	2.64	2.89	3.08	Millstone Boro.	1.44	1.43	1.55	1.49	1.73
Paterson City	3.54	3.11	3.09	2.90	3.03	Montgomery Twp.	1.71	1.60	1.49	1.48	1.67
Pompton Lakes Boro.	2.33	2.01	1.92	1.89	2.36	North Plainfield Boro.	2.39	2.30	2.13	2.16	2.39
Prospect Park Boro.	2.17	1.90	1.74	1.91	2.01	Peapack-Gladstone Boro.	1.06	.98	.97	.93	1.18
Ringwood Boro.	2.61	2.33	2.16	2.19	2.53	Raritan Boro.	2.20	2.01	2.07	1.99	2.07
Totowa Boro.	1.57	1.41	1.29	1.36	1.41	Rocky Hill Boro.	1.28	1.07	1.23	1.28	1.47
Wanaque Boro.	2.24	2.07	2.20	2.34	2.52	Somerville Boro.	2.30	2.06	2.15	2.21	2.38
Wayne Twp.	2.20	1.86	1.75	1.66	1.67	South Bound Brook Boro.	2.32	2.17	2.20	2.13	2.39
West Milford Twp.	2.30	2.08	1.92	2.06	2.25	Warren Twp. 1.95	1.59	1.32	1.18	1.16	1.29
West Paterson Boro.	1.98	1.71	1.60	1.46	1.73	Watchung Boro.	1.56	1.34	1.27	1.20	1.32
<u>SALEM COUNTY</u>						<u>SUSSEX COUNTY</u>					
Alloway Twp.	2.24	2.17	2.12	1.86	1.87	Andover Boro.	1.71	1.81	1.80	1.61	1.86
Carneys Point Twp.	2.59	2.56	2.39	2.41	2.23	Andover Twp.	2.17	1.92	1.82	1.83	1.88
Elmer Boro.	1.91	2.28	2.12	2.00	2.53	Branchville Boro.	1.57	1.44	1.25	1.07	.98
Elsinboro Twp.	2.22	2.34	2.05	2.08	2.20	Byram Twp.	2.31	2.07	1.76	1.69	2.13
Lower Alloways Creek Twp.	.79	.92	.78	.71	.87	Frankford Twp.	2.19	2.08	1.84	1.72	1.80
Mannington Twp.	2.13	2.41	2.09	1.92	1.82	Franklin Boro.	2.71	2.50	2.56	2.33	2.53
Oldmans Twp.	2.66	2.69	2.22	2.07	1.89	Fredon Twp.	2.20	2.05	1.81	1.78	1.87
Penns Grove Boro.	3.60	3.57	3.53	3.50	3.71	Green Twp.	2.12	1.61	1.83	1.84	2.14
Pennsville Twp.	2.35	2.11	1.93	1.98	1.84	Hamburg Boro.	2.24	2.22	2.09	1.89	1.89
Pilesgrove Twp.	2.07	1.99	1.74	1.81	1.94	Hampton Twp.	2.21	2.09	1.76	1.55	1.87
Pittsgrove Twp.	2.10	2.00	1.85	2.08	2.15	Hardyston Twp.	2.58	2.33	2.20	2.08	2.18
Quinton Twp.	2.08	2.22	1.88	1.96	2.17	Hopatcong Boro.	2.40	2.11	1.91	1.96	2.08
Salem City	2.61	3.15	3.47	4.45	4.13	Lafayette Twp.	2.23	2.30	2.01	1.86	1.89
Upper Pittsgrove Twp.	2.22	1.94	1.72	1.80	2.29	Montague Twp.	1.71	1.64	1.69	1.64	1.74
Woodstown Boro.	2.61	2.60	2.79	2.56	2.37	Newton Town	2.11	1.86	1.54	1.72	1.89
<u>SOMERSET COUNTY</u>						Ogdensburg Boro.	2.53	2.92	2.48	2.32	2.10
Bedminster Twp.	1.09	1.03	1.03	.90	1.06	Sandyston Twp.	1.80	1.61	1.58	1.47	1.56
Bernards Twp.	1.72	1.59	1.38	1.36	1.48	Sparta Twp.	2.10	1.85	1.81	1.90	1.99
Bernardsville Boro.	1.53	1.34	1.18	1.24	1.36	Stanhope Boro.	2.41	2.52	2.35	2.24	2.50
Bound Brook Boro.	2.13	1.91	1.78	1.84	2.19	Stillwater Twp.	2.26	1.97	1.69	1.67	1.84
Branchburg Twp.	1.63	1.60	1.32	1.55	1.71	Sussex Boro.	2.30	1.99	2.16	2.12	2.26
Bridgewater Twp.	1.87	1.67	1.52	1.45	1.57	Vernon Twp.	2.04	1.88	1.78	1.58	1.70
Far Hills Boro.	1.11	.93	1.10	1.08	.97	Walpack Twp.	.74	1.12	.57	.54	.49
Franklin Twp.	2.11	1.71	1.50	1.43	1.56	Wantage Twp.	2.21	1.98	1.78	1.70	1.76
Green Brook Twp.	1.79	1.61	1.58	1.50	1.56						
Hillsborough Twp.	1.94	1.69	1.61	1.61	1.83						

TABLE 11 (Con't)

## EQUALIZED PROPERTY TAX RATES

UNION CITY	1986	1987	1988	1989	1990	WARREN COUNTY	1986	1987	1988	1989	1990
Berkeley Heights Twp.	1.81	1.76	1.59	1.63	1.71	Allamuchy Twp.	2.04	1.70	1.70	1.51	1.60
Clark Twp.	2.07	1.80	1.65	1.85	1.94	Alpha Boro.	2.40	1.93	2.07	1.96	2.28
Cranford Twp.	2.15	1.84	1.68	1.71	1.84	Belvidere Town	2.93	2.21	1.96	2.31	2.47
Elizabeth City	2.53	2.16	2.01	2.07	2.21	Blairstown Twp.	.91	.74	.82	1.04	1.41
Fanwood Boro.	2.37	2.06	1.94	2.09	2.16	Franklin Twp.	2.25	1.78	1.53	1.84	1.83
Garwood Boro.	2.38	2.07	2.16	1.97	2.20	Frelinghuysen Twp.	2.42	1.79	1.82	1.92	1.90
Hillside Twp.	2.84	2.34	2.36	2.53	2.60	Greenwich Twp.	.90	2.11	2.09	2.01	1.98
Kenilworth Boro.	1.93	1.72	1.60	1.63	1.81	Hackettstown Town	1.57	2.10	2.15	2.06	2.25
Linden City	1.58	1.47	1.44	1.58	1.70	Hardwick Twp.	2.58	2.12	1.82	1.65	1.70
Mountainside Boro.	1.86	1.54	1.45	1.40	1.57	Harmony Twp.	2.33	1.9	1.82	1.66	2.07
New Providence Boro.	2.07	1.79	1.77	1.74	1.90	Hope Twp.	1.03	1.89	1.90	1.95	2.23
Plainfield City	2.91	2.36	2.24	2.36	2.35	Independence Twp.	2.28	1.87	1.70	1.92	2.16
Rahway City	2.50	2.25	2.25	2.26	2.37	Knowlton Twp.	2.64	2.12	1.84	1.59	1.98
Roselle Boro.	2.82	2.53	2.43	2.49	2.84	Liberty Twp.	2.53	2.01	2.14	1.84	2.21
Roselle Park Boro.	2.59	2.40	2.47	2.35	2.46	Lopatcong Twp.	2.28	1.80	1.90	1.85	1.91
Scotch Plains Twp.	2.17	1.85	1.70	1.78	1.98	Mansfield Twp.	.86	1.58	1.93	1.82	2.05
Springfield Twp.	1.87	1.85	1.72	1.82	1.96	Oxford Twp.	2.78	2.25	2.26	2.16	2.45
Summit City	1.63	1.42	1.43	1.43	1.53	Pahaquarry Twp.	3.53	3.54	3.89	4.23	5.10
Union Twp.	1.89	1.77	1.85	1.87	1.98	Phillipsburg Town	3.02	2.41	2.44	2.22	1.98
Westfield Town	1.99	1.82	1.65	1.76	1.88	Pohatcong Twp.	2.28	1.80	1.72	1.77	1.95
Winfield Twp.	11.57	12.25	11.81	11.36	11.66	Washington Boro.	3.07	2.34	2.37	2.42	2.73
						Washington Twp.	2.42	1.89	1.84	1.78	2.17
						White Twp.	1.97	1.63	1.55	1.59	1.73

TABLE 12: FINANCES OF MUNICIPALLY OPERATED UTILITIES

This table reports the revenues and expenditures of municipally operated utilities in summary since 1981 and in detail for 1990. These operations are independent of the municipality and are not shown in the municipal data on the preceding pages.

Utility Type Codes: 1- Water 2- Sewer 3- Airport 4- Beach Front 5- Water & Sewer 6- Harbor  
7- Electric 8- Parking 9- Swimming Pool

	TYPE	SURPLUS ANTICIP	OPERATING INCOME	FROM PROP TAXES	SURPLUS TO MUNI	OPERATING COSTS	DEBT SERVICE	CAPITAL IMPROVE	TOTAL REVENUE	TOTAL EXPEND
ABERDEEN TWP.	1	75,000	1,049,620			701,376	231,691	69,752	1,124,620	1,002,819
ABSECON CITY	2	150,000	716,324			431,051	243,366	100,000	866,324	774,418
ALLENDALE BORO.	1	122,700	498,119			569,200		28,500	620,819	597,700
ALLENHURST BORO.	5		328,438			358,680	60,687	5,000	328,438	424,367
ALLENTOWN BORO.	1		263,082			168,200	53,725	28,000	263,082	249,925
ALLENTOWN BORO.	2	2,800	301,625			198,500	37,780	70,321	304,425	306,601
ALPHA BORO.	1	31,200	161,301			166,879	32,100		192,501	198,979
ALPHA BORO.	2	72,344	394,201			367,294	44,450	23,000	466,545	434,744
ALPHA BORO.	9	35,880	41,748			59,939			77,629	59,939
ANDOVER BORO.	1	8,592	37,120			45,992			45,713	45,992
ASBURY PARK CITY	2	275,000	2,829,363			2,773,632		175,000	3,104,363	2,948,632
ASBURY PARK CITY	4		206,147	396,641		627,458		10,038	602,789	637,496
ATL. HIGHLANDS BORO.	5		1,475,409			1,181,795	260,394	43,731	1,475,409	1,485,920
ATL. HIGHLANDS BORO.	6	247,100	2,226,038			1,845,609	261,170	186,861	2,473,138	2,293,640
ATLANTIC CITY CITY	1		43,743				41,930		43,743	41,930
AVAILON BORO.	5	900,000	3,602,935			2,725,624	660,296	1,045,628	4,502,935	4,431,548
AVON BY THE SEA BORO.	4		377,698			379,925		3,000	377,698	382,925
AVON BY THE SEA BORO.	5	39,589	600,000			524,591	61,510	1,000	639,589	587,101
BARNEGAT LIGHT BORO.	5	103,000	493,003		66,000	377,000		65,000	596,003	508,000
BARNEGAT TWP.	5	386,000	1,779,595			1,022,713	563,286	280,000	2,165,595	1,866,000
BARRINGTON BORO.	2	71,147	527,200			435,505	8,879	25,400	598,347	469,784
BAYONNE CITY	5	3,800,000	8,471,162			8,366,000	1,145,725	25,000	12,271,162	9,536,725
BEACH HAVEN BORO.	1	50,900	411,948			316,058	148,341		462,848	464,400
BEACHWOOD BORO.	1	103,000	731,434			478,360	178,940	43,700	834,434	701,000
BEDMINSTER TWP.	2	38,795	234,592			215,795		30,000	273,387	245,795
BELLEVILLE TWP.	1		1,315,779	15,788		1,363,294	16,300		1,331,568	1,379,594
BELLMAR BORO.	1	85,000	606,026			446,300	182,865		691,026	629,165
BELMAR BORO.	4		1,045,689	164,688		1,199,594		20,000	1,210,378	1,219,594
BELMAR BORO.	5	368,093	2,127,556			1,461,253	196,960	100,000	2,495,649	1,758,214
BELVIDERE TOWN	2	164,104	557,145			461,652	162,135	10,000	721,249	633,787
BELVIDERE TOWN	9	5,707	42,919			43,930			48,627	43,930
BERLIN BORO.	1	4,657	852,411	88,512		630,471	319,832	92,000	945,581	1,042,304
BERLIN BORO.	2		558,130		1,763	280,701	143,864	5,000	558,130	431,329
BERLIN TWP.	5	34,589	97,820			146,589			132,409	146,589
BLAIRSTOWN TWP.	1		95,675			39,920		48,660	95,675	88,580
BLOOMFIELD TWP.	1		3,699,558			3,266,591	427,272		3,699,558	3,693,863
BLOOMINGDALE BORO.	1		421,072			313,194	13,300	61,000	421,072	387,495
BLOOMINGDALE BORO.	2		884,699			566,101	133,229	150,000	884,699	849,330
BLOOMSBURY BORO.	1	40,766	91,673			81,512	250	10,000	132,439	91,762
BOONTON TOWN	1	123,307	896,530			744,603	174,863	66,000	1,019,837	985,466
BOONTON TOWN	2	69,111	616,266			297,860	194,204	13,500	685,378	505,564
BORDENTOWN CITY	1	35,226	1,336,018			931,080	425,332	20,000	1,371,245	1,376,412



TABLE 12: FINANCES OF MUNICIPALLY OPERATED UTILITIES - CONTINUED

	TYPE	SURPLUS ANTICIP	OPERATING INCOME	FROM PROP TAXES	SURPLUS TO MUNI	OPERATING COSTS	DEBT SERVICE	CAPITAL IMPROVE	TOTAL REVENUE	TOTAL EXPEND
BORDENTOWN CITY	2		131,419			124,000			131,419	124,000
BORDENTOWN TWP.	2	10,000	118,320			10,000	117,482		128,320	127,482
BRADLEY BLACH BORO.	2	157,915	645,707			730,850	12,566		803,622	743,417
BRANCHBURG TWP.	2	162,000	1,206,483			980,631	114,488	104,900	1,368,483	1,200,019
BRANCHVILLE BORO.	1	3,295	69,596	69,822		135,480		15,000	142,713	150,480
BRICK TWP.	2		21,128				21,128		21,128	21,128
BRIDGLION CITY	5	770,000	3,455,224			3,232,813	110,051	107,900	4,225,224	3,450,765
BRIDGEWATER TWP.	2	800,000	4,154,955			3,991,965	983,414		4,954,955	4,975,380
BRIELLE BORO.	5		1,327,732			390,595	671,618	80,000	1,327,732	1,142,213
BRIGANTINE CITY	5	229,182	3,104,726			719,410	2,024,102	225,113	3,333,908	2,968,626
BROOKLAWN BORO.	1		347,486			230,781	127,230		347,486	358,012
BURLINGTON CITY	1		631,054	107,950		720,290	22,056		739,004	742,347
BURLINGTON CITY	2	158,550	804,264			889,550	105,000		962,814	994,550
* BURLINGTON COUNTY	0	100,000	18,256,128			13,908,221	2,088,729	1,000,000	18,356,128	16,996,950
BURLINGTON TWP.	1	100,366	1,343,021			780,644	375,900	20,000	1,443,387	1,176,544
BURLINGTON TWP.	2	214,480	1,981,452			1,465,446	293,429	30,000	2,195,932	1,788,875
BUTLER BORO.	1	25,000	947,789			734,961	250,866	17,000	972,789	1,002,827
BUTLER BORO.	7	1,100,000	11,638,278			11,711,049	663,021	102,295	12,738,278	12,476,365
CALDWELL BORO. TWP.	1		687,978			600,901		46,800	687,978	647,701
CALDWELL BORO. TWP.	2	656,000	2,695,829			1,529,914	1,587,845		3,351,829	3,117,759
CAMDEN CITY	1		4,629,301			3,507,855	606,349		4,629,301	4,114,205
CAMDEN CITY	2	833,565	2,004,588			2,332,510	571,302		2,838,154	2,903,812
CAPE MAY CITY	5	401,581	2,935,076		100,000	2,657,815	491,402	50,000	3,336,657	3,299,217
CAPE MAY POINT BORO.	5	15,000	274,137			173,420	92,055	10,000	289,137	275,475
CEDAR GROVE TWP.	1	92,650	1,422,425			860,014	650,215	10,000	1,515,075	1,520,229
CEDAR GROVE TWP.	2	398,369	1,190,901			811,585	688,375	70,000	1,589,271	1,569,960
CEDAR GROVE TWP.	9	9,703	198,296			174,213	22,765	9,700	208,000	206,678
CHATHAM BORO.	1	110,263	406,220			357,263		160,000	516,483	517,263
** CHATHAM TWP.	0		217,649			208,609			217,649	208,609
CHATHAM TWP.	2	130,000	1,173,334			630,150	289,742	497,500	1,303,334	1,417,392
CHATHAM TWP.	9	26,000	182,386			209,425		15,000	208,386	224,425
CHERRY HILL TWP.	2	81,901	3,523,777	1,002,370		3,404,065	1,017,910	40,000	4,608,049	4,461,975
CHESTER BORO.	1	3,500	36,807			26,100		4,500	40,307	30,600
CHESTER BORO.	2					15,000				15,000
CLARK TWP.	9	65,000	266,079			126,000		290,000	331,079	416,000
CLAYTON BORO.	1	93,666	383,452			276,313	98,975	57,982	477,118	433,271
CLEMENTON BORO.	1		482,882			344,828	125,496	15,000	482,882	485,324
CLINTON TOWN	1	116,000	843,620			682,040	208,057	33,000	959,620	923,097
CLINTON TOWN	2	154,545	1,172,716			1,172,555	113,990	12,000	1,327,261	1,298,545
COLLINGSWOOD BORO.	1	386	848,438			620,673	204,400		848,824	825,074
COLLINGSWOOD BORO.	2	13,898	685,208			685,248	24,450		699,106	709,698
CRANBURY TWP.	1	127,600	145,189			118,600		34,000	272,789	152,600
CRANFORD TWP.	9	93,496	1,039,839			815,326	183,950	75,050	1,133,335	1,074,327
CRESSKILL BORO.	9	59,000	183,991			14,634		219,055	242,991	233,689
DEAL BORO.	2	45,034	435,117			267,034	122,328	77,000	480,151	466,362
DENVILLE TWP.	1	150,000	1,003,067			900,100	74,745	10,000	1,153,067	984,845
DENVILLE TWP.	2	555,000	1,174,351			1,343,520	444,294		1,729,351	1,787,815
DOVER TOWN	1	140,981	1,277,551			949,757	270,223	6,000	1,418,532	1,225,980
DOVER TOWN	8	15,569	91,636			108,568			107,205	108,568

\* Solid Waste

\*\* Sewer #2

TABLE 12: FINANCES OF MUNICIPALLY OPERATED UTILITIES - CONTINUED

	TYPE	SURPLUS ANTICIP	OPERATING INCOME	FROM PROP TAXES	SURPLUS TO MUNI	OPERATING COSTS	DEBT SERVICE	CAPITAL IMPROVE	TOTAL REVENUE	TOTAL EXPEND
* DOVER TWP.	0	90,360	963,024			735,360	119,953		1,053,384	855,313
EAGLEWOOD TWP.	2	30,000	65,924		10,000	70,500	22,165	500	95,924	103,165
EAST BRUNSWICK TWP.	1		4,768,267			2,918,050	1,489,797	25,000	4,768,267	4,432,847
EAST BRUNSWICK TWP.	2	25,000	1,698			31,300			26,698	31,300
EAST BRUNSWICK TWP.	8	1,341,837	1,028,901			358,599	1,860,238	120,000	2,370,738	2,338,837
EAST BRUNSWICK TWP.	9	45,738	44,487			95,410			90,225	95,410
EAST GREENWICH TWP.	1	103,700	252,996			143,700		200,000	356,696	343,700
EAST HANOVER TWP.	1		790,324			425,000	248,326		790,324	673,326
EAST HANOVER TWP.	9		57,999	98,192		94,220	65,145		156,191	159,365
EAST NEWARK BORO.	1		114,426			115,000			114,426	115,000
EAST ORANGE CITY	1		11,697,823		1,500,000	8,452,000	418,389	1,000,000	11,697,823	11,370,389
EDISON TWP.	1	400,150	4,147,569			3,828,150	283,558	183,000	4,547,719	4,294,708
EGG HARBOR CITY	5	25,668	634,596			558,727	142,921	60,000	660,264	761,648
ELIZABETH CITY	1	956,253	7,306,953			6,526,253		5,000	8,263,206	6,531,253
ELIZABETH CITY	2	1,623,933	7,241,213			4,524,858	2,243,459	594,965	8,865,147	7,363,282
ELMER BORO.	1	8,500	162,767			86,750	59,122	12,000	171,267	157,872
ELMWOOD PARK BORO.	1		1,189,861			1,027,631	104,369		1,189,861	1,132,000
EMERSON BORO.	2	55,000	457,362			476,884			512,362	476,884
ENGLISH TOWN BORO.	1	33,322	238,825			155,256	80,809	20,000	272,147	256,065
ENGLISH TOWN BORO.	2	35,000	195,421			185,000	39,230	2,000	230,421	226,230
ESSEX FELS TWP.	1	133,945	1,134,472			1,127,447		125,000	1,268,417	1,252,447
* EVESHAM TWP.	0	99,385	802,431			682,734	19,593	10,000	901,431	712,327
FAIR LAWN BORO.	1	234,790	2,876,925			2,663,100	515,950	7,990	3,111,715	3,187,040
FAIRFIELD TWP.	1		773,671			533,120	27,865	57,000	773,671	617,985
FAIRFIELD TWP.	2	108,550	1,463,638			1,397,467	162,715	24,000	1,572,188	1,584,182
FAIRFIELD TWP.	9	20,136	190,717			77,170	107,493	10,000	210,853	194,663
FARMINGDALE BORO.	1	31,508	175,978			135,025	15,808	2,000	207,486	152,833
FARMINGDALE BORO.	2	24,453	300,917			249,715	96,778		325,371	346,493
FIELDSBORO BORO.	5	4,650	147,214			121,650			151,864	121,650
FLEMINGTON BORO.	1	97,699	238,540			239,805	49,303	56,500	336,239	345,608
FLEMINGTON BORO.	2	26,000	1,087,300			1,003,325		25,000	1,113,300	1,028,325
FLORENCE TWP.	5	140,000	1,471,517			1,265,717	391,656		1,611,517	1,657,373
FLORHAM PARK BORO.	1		621,706			361,580	105,420	71,000	621,706	538,000
FLORHAM PARK BORO.	9	25,775	97,172			71,095	35,305	4,890	122,947	111,290
FRANKLIN BORO.	5	275,557	1,516,457			983,502	584,616	115,000	1,792,014	1,683,118
FRANKLIN TWP.	1	1,726,896	4,424,696			3,437,018	316,415	1,800,000	6,151,592	5,553,433
FREEHOLD BORO.	5	388,617	3,104,905			3,034,620	293,355	42,500	3,493,523	3,370,475
FREEHOLD TWP.	5	2,520,000	6,693,017			4,556,000	1,610,105	660,000	9,213,017	6,826,105
FRENCHTOWN BORO.	2	16,100	238,555			170,035	26,837	20,000	254,655	216,872
GALLOWAY TWP.	2	150,000	1,678,329			962,482	823,717	20,502	1,828,329	1,806,701
GARFIELD CITY	1	175,000	1,469,330			1,606,200	40,000	5,000	1,644,330	1,651,200
GIBBSBORO BORO.	2	12,180	92,465			84,800		380	104,645	85,180
GLASSBORO BORO.	5	827,837	2,224,597			2,207,014	220,924	282,100	3,052,434	2,710,038
** GLEN GARDNER BORO.	0	10,060	177,317			185,060			187,377	185,060
GLEN GARDNER BORO.	1	14,310	113,027			73,510	40,387	10,000	127,337	123,897
GLEN RIDGE BORO. TWP.	1		448,429			460,800		15,000	448,429	475,800
GLOUCESTER CITY CITY	1	198,829	997,811		196,000	807,726	214,974	45,000	1,196,641	1,263,700
GREEN BROOK TWP.	2	96,145	183,683			234,920		15,000	279,828	249,920
*** GREEN BROOK TWP.	0	97,467	74,728			59,562	105,076		172,195	164,638

\* Golf Course

\*\* Sanitation

\*\*\* Sewer #2

TABLE 12: FINANCES OF MUNICIPALLY OPERATED UTILITIES - CONTINUED

	TYPE	SURPLUS ANTICIP	OPERATING INCOME	FROM PROP TAXES	SURPLUS TO MUNI	OPERATING COSTS	DEBT SERVICE	CAPITAL IMPROVE	TOTAL REVENUE	TOTAL EXPEND
GREENWICH TWP.	1	15,000	245,548			211,048	37,031	57,400	260,548	305,480
HACKENSACK CITY	8	65,000	958,299			383,100	560,226	23,814	1,023,299	967,141
HADDON TWP.	5	150,000	1,245,686			957,556	376,352	17,597	1,395,686	1,351,506
HADDONFIELD BORO.	5	100,000	1,335,558			1,035,259	439,388	18,505	1,435,558	1,493,152
HALEDON BORO.	1	200,000	754,116			946,210	94,575		954,116	1,040,785
HAMBURG BORO.	1	150,000	1,198,631			962,912	268,308	16,500	1,348,631	1,247,720
HAMILTON TWP.	2	400,000	8,554,974			5,682,205	3,076,248	250,350	8,954,974	9,008,803
HAMMONTON TOWN	1	129,887	634,048			444,175	280,355	82,782	763,935	807,313
HAMMONTON TOWN	2	200,000	1,167,073			759,675	411,742	150,000	1,367,073	1,321,417
HAMPTON BORO.	1	8,170	146,680			91,499	57,650	5,000	154,850	154,150
HANOVER TWP.	9	17,000	207,807			136,900		61,600	224,807	198,500
HARDING TWP.	2	16,200	71,052			81,800			87,252	81,800
HARRISON TOWN	1		1,134,855			1,126,303			1,134,855	1,126,303
HARRISON TWP	2	58,676	515,362			218,996	93,995	16,475	574,039	329,467
HARVEY CIDARS BORO.	5	49,000	550,298			331,200	139,564		599,298	470,764
HAWTHORNE BORO.	1	46,367	1,722,184			1,157,052	104,026	107,300	1,768,551	1,368,378
HAZLET TWP.	9	89,551	350,223			381,990	1,226	10,000	439,775	393,216
HELMETIA BORO.	1	12,334	115,658			96,900	26,616		127,992	123,516
HELMETIA BORO.	2		260,899			149,630	22,439		260,899	172,069
* HIGH BRIDGE BORO.	0	15,821	334,369	17,583		322,281	19,183	10,000	350,190	351,464
HIGH BRIDGE BORO.	1	8,915	355,622			207,611	181,246		364,538	388,857
HIGH BRIDGE BORO.	2	55,660	560,536			470,703	71,633	2,500	616,197	544,836
HIGHLAND PARK BORO.	5	181,987	1,259,832			1,438,460	134,575	59,000	1,441,819	1,632,035
HIGHLANDS BORO.	5	127,000	1,920,412			1,524,241	261,025	5,000	2,047,412	1,790,266
HIGHTSTOWN BORO.	5	320,000	1,799,704			1,220,600	224,204	197,000	2,119,704	1,641,804
HILLSDALE BORO.	9		215,337	209,393		192,160	178,630	70,055	424,730	440,846
HILLSIDE TWP.	9	5,074	121,508			128,450	9,244		126,582	137,694
HOBOKEN CITY	1	850,000	4,238,090		350,000	4,634,222	115,953		5,088,090	5,100,175
HOBOKEN CITY	2	80,000	890,166	394,448		624,208	725,152		1,364,614	1,349,360
HOBOKUS BORO.	1	57,700	420,913			361,030	38,183	25,000	478,613	424,213
HOLLAND TWP.	2	240,000	123,347			159,798	35,631	160,000	363,347	355,430
HOLMDEL TWP.	2		610,032			602,580	77,706		610,032	680,286
HOLMDEL TWP.	9	256,200	368,007			491,450	54,750		624,207	546,200
HOPLWELL BORO.	1	15,839	178,336			147,339	12,999		194,175	160,338
HOPEWELL TWP.	2	8,000	28,301			32,000		5,000	36,301	37,000
HOPEWELL TWP.	5	89,931	161,981			176,531	61,434		251,912	237,966
** HUDSON COUNTY	0		7,094,191			1,442,795	5,600,000		7,094,191	7,042,795
ISLAND HEIGHTS BORO.	5	50,000	392,739			293,734	97,800	5,500	442,739	397,034
JAMESBURG BORO.	2	69,976	429,139			441,376		5,000	499,115	446,376
JEFFERSON TWP.	1	270,000	792,799			454,614	389,652	110,000	1,062,799	954,266
JEFFERSON TWP.	2	144,360	289,916			237,035	116,325	51,000	434,276	404,360
JERSEY CITY CITY	9		63,467	205,056		284,606			268,523	284,606
JERSEY CITY CITY	1	550,031	19,455,272			12,158,717	6,794,207	80,000	20,005,303	19,032,924
KEANSBURG BORO.	5	2,271	34,350		2,271		34,233		36,621	36,504
KEARNY TOWN	1		2,773,322	137,471		2,794,354	330,426		2,910,793	3,124,780
KEYPORT BORO.	5	30,000	2,042,433			1,779,295	203,704		2,072,433	1,983,000

\* Solid Waste

\*\* Dedicated Affordable Housing



TABLE 12: FINANCES OF MUNICIPALLY OPERATED UTILITIES - CONTINUED

	TYPE	SURPLUS ANTICIP	OPERATING INCOME	FROM PROP TAXES	SURPLUS TO MUNI	OPERATING COSTS	DEBT SERVICE	CAPITAL IMPROVE	TOTAL REVENUE	TOTAL EXPEND
KINNELTON BORO.	1	7,434	75,005			78,434			82,439	78,434
KINNELTON BORO.	2	14,000	47,551	20,699		82,251			82,251	82,251
LAKEHURST BORO.	1	36,000	553,935		36,000	453,392	38,907		589,935	528,300
LAVALLETTE BORO.	1	110,304	513,691			302,400	205,414	20,000	623,995	527,814
LAVALLETTE BORO.	2	53,000	808,383			845,100			861,383	845,100
LAVALLETTE BORO.	7	180,000	1,378,417			1,331,500		5,000	1,558,417	1,336,500
LAWN SIDE BORO.	2	34,725	186,742		20,000	121,771	27,954		221,467	169,725
LEONIA BORO.	9	40,000	200,457			155,822	56,053	24,000	240,457	235,875
LINCOLN PARK BORO.	1	112,650	880,180			789,166	172,383	5,000	992,830	966,549
LIVINGSTON TWP.	1	122,174	1,822,789			1,508,057	326,288	77,016	1,944,964	1,911,362
LIVINGSTON TWP.	9		263,545			290,430		10,000	263,545	300,430
LODI BORO.	1	10,000	1,703,496			1,352,353	175,401	1,000	1,713,496	1,528,754
LONG BEACH TWP.	5	537,000	4,136,116			3,417,000	734,843	60,000	4,673,116	4,211,843
LONGPORT BORO.	5	70,700	586,006		53,000	491,200		41,500	656,706	585,700
LOPATCONG TWP.	2	94,917	742,386			653,425	18,390	50,000	837,304	721,815
LYNDHURST TWP.	1	60,000	1,468,826			1,310,899	53,626	36,000	1,528,826	1,400,525
MADISON BORO.	1		1,298,788			761,554	105,945	300,000	1,298,788	1,167,499
MADISON BORO.	7	449,006	12,394,511		1,200,000	8,913,076	129,755	500,000	12,843,517	10,742,831
MAHWAH TWP.	1	1,001,759	1,431,839			1,558,523	870,611	70,000	2,433,598	2,499,134
MAHWAH TWP.	2	885,000	2,225,413			2,080,183	271,962		3,110,413	2,352,145
MANALAPAN TWP.	1	22,650	43,601			47,408	19,741		66,251	67,149
MANASQUAN BORO.	4		770,682	222,538		1,004,332			993,221	1,004,332
MANASQUAN BORO.	5	107,313	1,574,211			1,604,062	52,791	44,750	1,681,525	1,701,604
MANVILLE BORO.	1	80,000	683,846			693,693	55,306		763,846	749,000
MAPLE SHADE TWP.	5	759,000	4,031,272			3,230,352	1,190,623	167,500	4,790,272	4,588,476
MAPLEWOOD TWP.	9	56,450	351,370			316,246		114,590	407,820	430,836
MARGATE CITY CITY	5	257,000	1,700,525			1,867,751			1,957,525	1,867,751
MARLBORO TWP.	9	74,906	352,309			251,500	50,206	98,200	427,215	399,906
MATAWAN BORO.	5	300,000	2,372,613		100,000	2,032,568	392,032	187,000	2,672,613	2,711,600
MAYWOOD BORO.	9	37,000	179,301			162,007	12,213		216,301	174,220
MEDFORD LAKES BORO.	2	39,317	547,510			424,917	50,610	20,000	586,828	495,528
MEDFORD TWP.	5	996,210	2,633,925			2,029,270	1,244,854	108,940	3,630,135	3,383,064
MENDHAM BORO.	1	200,000	579,787			588,197	40,567	34,500	779,787	663,264
MENDHAM BORO.	2	317,500	850,768			629,302	389,518	157,500	1,168,268	1,176,320
METUCHEN BORO.	9	21,372	260,607			208,656	55,625	10,000	281,979	274,281
MIDDLE TWP.	2	98,776	900,636			515,839	98,934		999,412	614,773
MIDDLESEX BORO.	9	55,000	160,173			159,200	25,241	5,000	215,173	189,441
MIDDLESEX COUNTY	8	72,780	599,210		254,880	423,300			671,990	678,180
MILFORD BORO.	1	17,996	68,589			80,300			86,586	80,300
MILFORD BORO.	2	40,723	241,699			233,250	57,021	10,000	282,422	300,271
MILLTOWN BORO.	5	163,905	784,352			761,650	55,465	110,000	948,258	927,115
MILLTOWN BORO.	7	38,109	3,239,025			3,155,800	52,309	130,000	3,277,134	3,338,109
MILLVILLE CITY	1	168,874	1,683,213			1,406,554	100,208	121,000	1,852,087	1,627,762
MILLVILLE CITY	2		3,117,563			2,275,850	207,240	611,500	3,117,563	3,094,590
MILLVILLE CITY	3		476,563	68,230		315,800	161,493	67,500	544,793	544,793
MINE HILL TWP.	1	10,000	269,392			238,305	49,931	3,000	279,392	291,236
MONTCLAIR TWP.	1	139,500	3,099,393			2,284,780	991,491	25,000	3,238,893	3,301,271
MONTGOMERY TWP.	2	124,116	559,240			643,115		50,100	683,357	693,215
MOONACHIE BORO.	2	85,000	501,880			533,293		2,500	586,880	535,793
MOORESTOWN TWP.	5	546,119	1,712,466			2,493,818	660,999	830,000	2,258,585	3,984,817
MORRIS PLAINS BORO.	9	14,200	57,121			72,800			71,321	72,800
MORRIS TWP.	2	355,788	4,043,425			2,217,220	1,770,693	13,249	4,399,214	4,001,162

TABLE 12: FINANCES OF MUNICIPALLY OPERATED UTILITIES - CONTINUED

	TYPE	SURPLUS ANTICIP	OPERATING INCOME	FROM PROP TAXES	SURPLUS TO MUNI	OPERATING COSTS	DEBT SERVICE	CAPITAL IMPROVE	TOTAL REVENUE	TOTAL EXPEND
MORRIS TWP.	8	10,392	14,181			22,000	4,292		24,573	26,292
MORRIS TWP.	9	58,114	362,150			253,936	99,878	14,300	420,265	368,114
MORRISTOWN TOWN	3		10,000			9,000			10,000	9,000
MORRISTOWN TOWN	8		403,225				401,413		403,225	401,413
MOUNT EPHRAIM BORO.	1	60,000	387,493			400,000			447,493	400,000
MOUNTAIN LAKES BORO.	1	18,608	245,856			247,432	10,176	5,000	264,465	262,608
MOUNTAIN LAKES BORO.	2	26,485	253,791			253,485			280,276	253,485
MOUNTAINSIDE BORO.	9	44,000	156,837			128,136		46,655	200,837	174,791
NATIONAL PARK BORO.	1		115,205			98,800	16,486	7,100	115,205	122,386
NEPTUNE CITY BORO.	2	53,346	567,270			597,704		25,000	620,616	622,704
NEPTUNE TWP.	2	643,982	2,090,510			2,358,163	241,867		2,734,493	2,600,031
NEITONG BORO.	1	21,625	201,900			181,850	32,275	20,500	223,526	234,625
NEITONG BORO.	2	130,103	440,988			463,085	58,653	19,500	571,092	541,238
NEW BRUNSWICK CITY	1	249,428	5,853,337			3,091,326	566,162	116,058	6,102,765	3,773,546
NEW BRUNSWICK CITY	2		2,573,616			2,135,947	514,002	12,600	2,573,616	2,662,549
NEWARK CITY	1	6,109,000	29,677,300			23,430,112	5,974,792	4,820,716	35,786,300	34,225,621
NEWFIELD BORO.	1	75,800	150,604			141,800		73,000	226,404	214,800
NEWTON TOWN	5	42,000	1,921,468			1,185,185	411,800	57,963	1,963,468	1,654,948
NORTH ARLINGTON BORO.	1	95,000	1,101,254			1,007,000	52,504	30,000	1,196,254	1,089,504
NORTH BERGEN TWP.	9	20,000	217,109			174,659	52,894	3,500	237,109	231,053
NORTH BRUNSWICK TWP.	1		2,899,939			2,370,558	569,188		2,899,939	2,939,746
NORTH BRUNSWICK TWP.	2	400,000	2,616,209			2,248,104	612,895	70,000	3,016,209	2,931,000
NORTH CALDWELL TWP.	1	35,715	541,255		25,000	479,553	35,360	3,000	576,970	542,913
NORTH CALDWELL TWP.	9		120,547	63,382		76,193	106,189	10,000	183,929	192,383
NORTH PLAINFIELD BORO.	2	135,000	763,461		49,000	893,074	9,893	12,500	898,461	964,468
NUTLEY TWP.	1	116,273	1,928,604			1,964,315	18,519	1,000	2,044,877	1,983,834
OAKLAND BORO.	1		1,172,658	2,994		612,735	358,312	74,800	1,175,652	1,045,847
OAKLAND BORO.	2		223,464			226,458			223,464	226,458
OCEAN CITY CITY	2		40,555	9,294		300	49,550		49,850	49,850
OCEAN GATE BORO.	1		139,826			75,155	59,344	3,000	139,826	137,500
OCEAN GATE BORO.	2	90,000	298,561			281,200	88,694		388,561	369,894
OGDENSBURG BORO.	1	27,021	172,154			136,327	59,894	45,250	199,175	241,471
* OLD BRIDGE TWP.	0	48,000	137,057	40,000		162,735		1,000	185,057	163,735
OLDMANS TWP.	1		10,700	1,791		10,980	1,782		12,491	12,762
ORANGE CITY TWP.	1		2,511,383		100,000	1,858,500	260,834	10,000	2,511,383	2,229,334
OXFORD TWP.	2	310,450	568,878			503,450	95,722	35,000	879,328	634,172
PALISADES PARK BORO.	9		515,591			354,697	71,153	5,000	515,591	430,850
PAIMYRA BORO.	2	225,758	683,656			551,258	195,043		909,414	746,301
** PAR-TROY HILLS TWP.	0	290,000	2,019,624			1,627,382	380,504	35,000	2,309,624	2,042,886
PAR-TROY HILLS TWP.	1	350,000	4,362,267			2,679,775	1,426,042	29,000	4,712,267	4,134,817
PAR-TROY HILLS TWP.	2	1,600,000	11,805,074			5,344,878	5,946,008	675,000	13,405,074	11,965,886
*** PARAMUS BORO.	0	145,269	1,269,347			628,442	525,227	60,000	1,430,616	1,213,669
PARAMUS BORO.	2		2,553,869			2,002,450	434,583		2,553,869	2,437,033
PARAMUS BORO.	9	58,350	298,435			281,550	69,079	20,000	356,785	370,629
PARK RIDGE BORO.	1	11,037	1,978,475			1,019,000	396,637	150,000	1,989,512	1,565,637
PARK RIDGE BORO.	7	391,000	5,394,940		100,000	5,006,000	152,039	187,500	5,785,940	5,445,539
PARK RIDGE BORO.	9	20,000	122,957			101,846		28,154	142,957	130,000
PASSAIC TWP.	8		12,580			8,000			12,580	8,000
PAULSBORO BORO.	5	164,400	892,843			697,700	53,673	130,000	1,057,243	881,373

\* Arena and Recreation

\*\* Golf and Recreation

\*\*\* Golf Course

TABLE 12: FINANCES OF MUNICIPALLY OPERATED UTILITIES - CONTINUED

	TYPE	SURPLUS ANTICIP	OPERATING INCOME	FROM PROP TAXES	SURPLUS TO MUNI	OPERATING COSTS	DEBT SERVICE	CAPITAL IMPROVE	TOTAL REVENUE	TOTAL EXPEND
PLAPACK GLADSTONE BORO.	2	279,482	340,695			287,380	286,102	41,000	620,177	614,482
PEMBERTON BORO.	5		269,295			236,103	12,000	3,800	269,295	251,903
PEMBERTON BORO.	7	91,000	755,378		25,000	663,820		25,000	846,378	713,820
PEMBERTON TWP.	1	400,000	836,407			495,160	109,683	594,691	1,206,407	1,199,534
PEMBERTON TWP.	2	585,502				9,862	577,496		585,502	587,358
PENNINGTON BORO.	5	110,750	428,158			365,470	121,416		538,908	486,886
* PENNSAUKEN TWP.	0	383,000	1,142,331			937,375	199,625	235,000	1,525,331	1,408,000
PENNSVILLE TWP.	1	49,600	1,044,889			915,900		123,700	1,094,489	1,039,600
** PEQUANNOCK TWP.	0		124,192			206,900			124,192	206,900
PEQUANNOCK TWP.	1	92,000	843,215			531,655	355,246		935,215	886,901
PEQUANNOCK TWP.	2	50,000	432,505			296,400	56,726	40,500	482,505	393,627
PERTH AMBOY CITY	1		4,224,772	471,061		3,741,162	1,028,346	35,000	4,695,833	4,804,508
PERTH AMBOY CITY	2	356,000	2,966,925			2,868,881	529,714	67,000	3,322,925	3,465,595
PHILLIPSBURG TOWN	2		2,429,912			1,646,835	301,729	40,000	2,429,912	1,988,564
PINE BEACH BORO.	1		181,243			102,775	19,251	41,500	181,243	163,526
PINE BEACH BORO.	2	140,000	279,062			265,733	56,513	35,000	419,062	357,246
PISCATAWAY TWP.	2	218,600	3,656,063			3,306,800	657,796	10,000	3,874,663	3,974,596
PITMAN BORO.	5	55,222	958,758			830,150		41,000	1,013,980	871,150
PLAINFIELD CITY	2	590,000	2,728,759		40,000	2,463,330			3,318,759	2,503,330
PLEASANTVILLE CITY	2	744,958	1,888,762		300,000	538,730	356,121	5,000	2,633,720	1,199,851
POHATCONG TWP.	2	161,000				523,505			161,000	523,505
POINI PLEASANT BORO.	5		3,468,103			2,569,741	1,565,258		3,468,103	4,135,000
*** PRINCETON BORO.	0		455,249				354,811		455,249	354,811
*** PRINCETON TWP.	0		1,000,000				1,000,000		1,000,000	1,000,000
PT PLEASANT BEACH BORO.	5	19,500	1,906,769			1,521,000	233,604	1,000	1,926,269	1,755,604
RAHWAY CITY	1	412,796	2,906,182			2,715,464	638,952		3,318,978	3,354,416
RAMSEY BORO.	5	495,015	2,465,283			2,348,670	33,250	380,000	2,960,298	2,761,920
RAMSEY BORO.	9	86,800	142,450			196,000		20,000	229,250	216,000
READINGTON TWP.	2	160,000	768,058			738,803	245,998		928,058	984,801
RED BANK BORO.	5		2,769,206			1,456,096	1,556,944	6,000	2,769,206	3,019,041
RED BANK BORO.	8		270,602			141,080	136,981		270,602	278,061
RIDGEFIELD BORO.	9		204,107			132,900	24,188	20,000	204,107	177,088
RIDGEFIELD PK VILLAGE	9		111,687	2,938		75,704	56,187		114,625	131,891
RIDGEWOOD VILLAGE	1	369,051	3,712,116			3,490,781	400,114	203,500	4,081,167	4,094,395
RIDGEWOOD VILLAGE	8	19,054	444,564			417,554	29,265		463,618	446,819
RIDGEWOOD VILLAGE	9		253,404	95,673		332,970	20,882	2,350	349,078	356,203
RINGWOOD BORO.	1	90,000	883,038			402,901	348,965		973,038	751,866
RIVERDALE BORO.	1	12,000	150,782			128,784	24,471	10,544	162,782	163,800
RIVERDALE BORO.	2	44,486	93,772			139,086			138,258	139,086
ROCKAWAY BORO.	1	162,598	900,517			732,686	130,323	47,500	1,063,115	910,509
ROCKAWAY TWP.	1	100,000	1,436,694			851,262	81,167	60,000	1,536,694	992,429
ROCKY HILL BORO.	5	18,065	136,041			125,135	16,959		154,106	142,094
ROOSEVELT BORO.	5	169,891	437,707			173,900	175,725	182,960	607,598	532,585
ROSELAND BORO.	1		625,142			531,846	175,508	900	625,142	708,254
ROSELAND BORO.	2	105,577	598,268			532,579	62,532	33,500	703,846	628,612

\* Golf Course

\*\* Solid Waste

\*\*\* Dedicated Affordable Housing



TABLE 12: FINANCES OF MUNICIPALLY OPERATED UTILITIES - CONTINUED

	TYPE	SURPLUS ANTICIP	OPERATING INCOME	FROM PROP TAXES	SURPLUS TO MUNI	OPERATING COSTS	DEBT SERVICE	CAPITAL IMPROVE	TOTAL REVENUE	TOTAL EXPEND
ROSELLE PARK BORO.	2	62,000	392,675			426,811			454,675	426,811
ROXBURY TWP.	1		642,016			287,205	212,423		642,016	499,628
ROXBURY TWP.	2		1,978,011			1,068,326	330,047		1,978,011	1,398,373
SADDLE BROOK TWP.	1	45,000	1,527,902			1,571,354		25,000	1,572,902	1,596,354
SALEM CITY	5	350,000	1,785,701			1,002,000	69,799	570,000	2,135,701	1,641,799
SAYREVILLE BORO.	1	300,000	3,648,474			2,677,095	441,169	628,000	3,948,474	3,746,264
SEA GIRT BORO.	4		312,105	31,412		229,091	20,610	93,865	343,517	343,566
SEA GIRT BORO.	5	41,782	381,481			336,240	79,632	28,908	423,263	444,781
SEA ISLE CITY CITY	5	200,000	3,538,256			3,209,496	385,563		3,738,256	3,595,059
SEASIDE HEIGHTS BORO.	5	317,650	2,151,378			1,796,492	365,000	40,000	2,469,028	2,201,492
SEASIDE HEIGHTS BORO.	7	478,000	3,034,793			3,317,256	35,000	50,000	3,512,793	3,402,256
SEASIDE PARK BORO.	5	35,000	1,208,115			1,178,400	71,700	27,900	1,243,115	1,278,000
SECAUCUS TOWN	9	134,021	193,939	80,060		144,755			408,021	144,755
SHIP BOTTOM BORO.	5	160,000	541,947			727,781		50,000	701,947	777,781
SOMERDALE BORO.	2	25,000	231,724			229,163	25,836		256,724	255,000
SOMERVILLE BORO.	2	150,000	1,574,213		100,000	1,537,500			1,724,213	1,637,500
SOUTH AMBOY CITY	1	16,974	660,514			683,574	16,400	5,000	677,489	704,974
SOUTH BELMAR BORO.	5	13,895	550,008			546,487	10,184	2,500	563,903	559,171
SOUTH BRUNSWICK TWP.	5	2,210,000	10,662,936			8,403,612	2,421,333	1,500,000	12,872,936	12,324,945
SOUTH ORANGE VILL TWP.	1	142,346	1,954,387			1,779,100	89,080	100,000	2,096,733	1,968,180
SOUTH PLAINFIELD BORO.	2	382,865	1,800,339			1,810,365	465,000		2,183,204	2,275,365
SOUTH PLAINFIELD BORO.	9		108,280			90,300			108,280	90,300
SOUTH RIVER BORO.	1	55,027	1,001,134			642,780	342,247		1,056,161	985,027
SOUTH RIVER BORO.	2	7,570	116,013			111,740	8,844	3,000	123,584	123,584
SOUTH RIVER BORO.	7	256,095	4,069,640			4,140,070	46,025	70,000	4,325,735	4,256,095
SPARIA TWP.	1	100,000	971,933			788,350	206,500	21,450	1,071,933	1,016,300
SPARIA TWP.	2		57,534			36,390	7,110		57,534	43,500
SPOTSWOOD BORO.	5	23,673	850,828			662,402	186,442	10,000	874,502	858,845
SPRING LAKE BORO.	4		602,906			602,708			602,906	602,708
SPRING LAKE BORO.	5	156,142	773,623			867,993	54,888	107,000	929,765	1,029,881
SPRING LAKE HGTS BORO.	5		1,072,263			852,419	90,976	59,000	1,072,263	1,002,396
SPRINGFIELD TWP.	9	42,000	212,115			210,000		20,000	254,115	230,000
STANHOPE BORO.	1	10,240	279,804			170,341	98,368	10,000	290,044	278,709
STANHOPE BORO.	2	149,220	548,716			402,268	215,270		697,936	617,538
STOCKTON BORO.	1		35,738			27,663	10,583	8,000	35,738	46,246
STOCKTON BORO.	2		151,789			111,243	35,001	10,500	151,789	156,745
STONE HARBOR BORO.	5	188,000	1,326,483			1,218,890	185,916	100,000	1,514,483	1,504,806
SUMMIT CITY	2	240,000	1,643,617			1,178,272	309,299	40,000	1,883,617	1,527,571
SURF CITY BORO.	5	370,000	747,341			843,500	92,190	58,000	1,117,341	993,690
SUSSEX BORO.	5	105,936	486,009			451,075	179,169	15,000	591,945	645,244
SWEDES BORO BORO.	5	46,145	459,130			422,932	52,920	21,000	505,276	496,852
* TEWKSBURY TWP.	0	2,523	18,139			24,523		5,000	20,662	29,523
TEWKSBURY TWP.	2	8,802	55,332			59,660	20,642		64,135	80,302
* TINTON FALLS BORO.	0	357,616	380,908			699,509	55,000	50,000	738,524	804,509
TINTON FALLS BORO.	2	222,483	1,219,260			1,159,034	335,000	35,000	1,441,743	1,529,034
TOTOWA BORO.	1		1,026,332			878,548	36,606	10,000	1,026,332	925,154
TOTOWA BORO.	9	5,702	38,973			35,963	8,241	1,900	44,675	46,104
TRENTON CITY	1	1,210,743	12,742,968		604,750	8,849,805	3,606,056	271,812	13,953,711	13,332,423
TRENTON CITY	2	883,181	5,055,170			3,966,358	2,069,452	116,918	5,938,351	6,152,728
TRENTON CITY	8	120,770	1,260,295		610,000	404,787	276,606		1,381,065	1,291,393

\* Sewer #2

TABLE 12: FINANCES OF MUNICIPALLY OPERATED UTILITIES - CONTINUED

	TYPE	SURPLUS ANTICIP	OPERATING INCOME	FROM PROP TAXES	SURPLUS TO MUNI	OPERATING COSTS	DEBT SERVICE	CAPITAL IMPROVE	TOTAL REVENUE	TOTAL EXPEND
UNION BEACH BORO.	1	310,628	871,059			509,437	170,854	5,000	1,181,687	685,292
UNION TWP.	2	25,000	2,695,221		266,130	1,761,708	183,450	67,190	2,720,221	2,278,478
UPPER DEERFIELD TWP.	5	25,065	585,402			544,200		225,000	610,467	769,200
VENTNOR CITY	5	157,407	2,242,761			1,853,934	448,507	42,595	2,400,169	2,345,038
VERONA TWP.	1	225,950	1,581,663			960,764	765,184	29,644	1,807,613	1,755,592
VERONA TWP.	2		2,111,626			699,138	404,397	25,000	2,111,626	1,128,535
VERONA TWP.	9	36,498	260,115			184,393	74,305	10,000	296,613	268,698
VINELAND CITY	5	100,000	3,196,587			1,937,070	411,717	524,100	3,296,587	2,872,887
VINELAND CITY	7	730,000	35,662,868			30,553,630	1,227,879	3,688,000	36,392,868	35,469,510
VOORHEES TWP.	2	323,600	1,482,192			868,600	867,652	230,000	1,805,792	1,966,252
WALDWICK BORO.	1	44,909	612,364			618,805	7,658	10,800	657,273	637,263
WALL TWP.	5	416,000	4,427,773			3,526,967	832,382	192,956	4,843,773	4,552,306
WALLINGTON BORO.	1	30,140	779,072			662,007	99,819		809,212	761,826
WANAQUE BORO.	1	104,978	539,961			563,219	82,659	39,100	644,939	684,978
* WAYNE TWP.	0		428,810			342,000			428,810	342,000
WAYNE TWP.	1	600,000	4,746,761			4,803,016	351,994	80,000	5,346,761	5,235,010
WAYNE TWP.	2	504,000	8,915,617			5,015,712	3,418,968	573,435	9,419,617	9,008,115
WENONAH BORO.	1	127,559	118,177			102,259		135,600	245,736	237,859
WENONAH BORO.	2	237,790	147,240			75,159		135,925	385,030	211,084
WEST CALDWELL TWP.	1	173,865	1,289,989			1,029,305	95,560	41,000	1,463,854	1,165,865
WEST CALDWELL TWP.	9	21,607	385,453			284,665	115,142	5,000	407,061	404,807
WEST CAPE MAY BORO.	1		96,421			86,900		5,000	96,421	91,900
WEST CAPE MAY BORO.	2	6,470	158,636		110,000	128,112			165,106	238,112
WEST DEPTFORD TWP.	5	835,159	2,863,296			2,592,582	776,347	168,696	3,698,456	3,537,626
WEST NEW YORK TOWN	9	13,000	111,883			111,000			124,883	111,000
WEST ORANGE TWP.	9		31,516			143,399			31,516	143,399
WEST PATERSON BORO.	1	50,214	494,361			448,188		1,500	544,575	449,688
WEST WILDWOOD BORO.	5		152,575			118,179	22,820	3,000	152,575	144,000
WESTFIELD TOWN	9	26,000	390,609			270,900	123,178	4,500	416,609	398,578
WESTVILLE BORO.	1	67,450	545,343	7,050		422,272	117,051	12,203	619,843	551,527
WHARTON BORO.	1	20,000	479,829			343,696	70,000		499,829	430,396
WILDWOOD CITY	1		2,922,570			2,028,773	971,398	158,493	2,922,570	3,158,665
WILDWOOD CITY	2	175,000	2,664,637			2,638,303	17,869	48,000	2,839,637	2,704,172
WINSLOW TWP.	5	700,000	2,093,827			1,513,551	917,786	261,500	2,793,827	2,692,837
WOODBRIIDGE TWP.	2		6,659,567			6,575,000	1,562,522	148,000	6,659,567	8,285,522
WOODBRIIDGE TWP.	9		94,524	10,000		104,606			104,524	104,606
WOODBURY CITY	5	408,196	2,361,139			2,089,622	277,647	115,000	2,769,336	2,482,270
WOODBURY HEIGHTS BORO.	1	13,000	201,490			139,326	42,123	1,000	214,490	182,450
WOODBURY HEIGHTS BORO.	2	33,000	471,401			383,650	39,500		504,401	423,150
WOODSTOWN BORO.	1	9,163	203,245			147,700	32,135	21,000	212,409	200,835
WYCKOFF TWP.	2	157,000	939,502			1,023,700		5,300	1,096,502	1,029,000

## \* Recreation

Total 1990	123,087,696	620,789,898	4,040,813	6,219,794	503,732,431	120,884,336	36,880,500	747,918,408	667,717,063
Total 1989	91,180,779	619,209,939	1,988,911	7,472,304	487,156,365	118,995,416	42,144,715	712,379,629	655,768,800
Total 1988	78,510,324	553,240,516	2,462,736	6,812,720	457,556,686	109,978,080	36,260,716	634,213,576	610,608,102
Total 1987	64,319,565	515,063,302	2,189,574	6,451,750	397,517,491	94,523,204	32,205,249	581,572,441	530,697,694
Total 1986	63,326,132	472,775,464	1,245,889	10,319,591	360,816,116	79,979,428	21,788,416	537,347,485	472,903,555
Total 1985	49,175,037	431,306,158	2,064,481	6,323,010	333,315,233	79,752,813	25,885,390	483,087,515	445,276,446
Total 1984	38,720,592	406,797,003	2,374,489	4,820,319	315,871,663	67,597,489	22,203,117	447,892,088	410,492,589
Total 1983	33,261,336	364,243,300	3,275,784	4,294,235	286,148,618	64,623,682	13,291,535	402,859,420	368,358,074
Total 1982	31,467,423	322,568,258	3,112,712	3,723,156	268,185,615	58,025,041	21,048,241	357,148,393	350,982,054
Total 1981	31,386,307	291,503,018	3,285,480	1,989,937	252,777,197	51,441,463	11,042,409	326,158,506	317,251,010

TABLE 13

1990 COUNTY LOCAL HEALTH SERVICES TAX (R.S. 26:3A2-19)

These property taxes are levied in each municipality which provides local health services through agreement with the County Health Department, pursuant to the Local Health Services Act of 1975 and comprise the annual operating budget of the County Health Department.

1990 COUNTY OPEN SPACE PRESERVATION TRUST FUND TAX (Ch. 30, P.L. 1989)

Taxes raised under the "County Open Space Preservation Trust Fund Tax" must be authorized by voters of each county assessing the tax, and creates a dedicated trust fund used to purchase land or water areas to be used for open space preservation. The law was approved in 1989 and was retroactive for the 2 previous years for counties that had created the program without the statutory authorization.

COUNTY LOCAL HEALTH SERVICES TAXATLANTIC COUNTY

Absecon City	\$ 74,027.21
Brigantine City	246,828.11
Buena Borough	24,125.29
Buena Vista Twp.	48,669.21
Corbin City	3,613.08
Egg Harbor City	26,858.01
Egg Harbor Twp.	260,007.97
Estell Manor Twp.	14,822.29
Folsom Boro.	15,725.87
Galloway Twp.	209,129.34
Hamilton Twp.	195,226.44
Hammonton Town	108,911.34
Linwood City	91,668.27
Longport Boro.	104,624.74
Margate City, City	233,717.10
Mullica Twp.	43,566.67
Northfield City	89,846.29
Pleasantville City	93,734.14
Port Republic City	12,150.15
Somer Point City	131,955.39
Ventnor City, City	209,757.00
Weymouth Twp.	12,783.09

ATLANTIC COUNTY TOTAL \$ 2,251,747.00

CUMBERLAND COUNTY

Bridgeton City	\$ 154,799.30
Commercial Twp.	49,506.98
Deerfield Twp.	38,087.31
Downe Twp.	28,250.76
Fairfield Twp.	45,817.70
Greenwich Twp.	18,690.25
Hopewell Twp.	62,293.54
Lawrence Twp.	35,483.81
Maurice River Twp.	52,280.87
Millville City	360,475.21
Shiloh Boro.	6,139.35
Stow Creek Twp.	23,282.83
Upper Deerfield Twp.	123,525.09

CUMBERLAND COUNTY TOTAL \$ 998,633.00

MONMOUTH COUNTY

Allentown Boro.	\$ 5,479.55
Asbury Park City	30,308.34
Atlantic Highland Boro.	22,098.11
Avon-by-the-Sea Boro.	13,936.74
Belmar Boro.	30,275.16
Englishtown Boro.	4,020.18
Farmingdale Boro.	5,149.51
Howell Twp.	153,202.13
Manasquan Boro.	40,275.11
Marlboro Twp.	143,853.85
Neptune Twp.	101,591.07
Neptune City Boro.	15,971.69
Roosevelt Boro.	2,939.62
South Belmar	7,926.02
Wall Twp.	114,454.92

MONMOUTH COUNTY TOTAL \$ 691,482.00

OCEAN COUNTY

Barnegat Twp.	\$ 56,570.27
Bay Head Boro.	42,396.27
Beachwood Boro.	38,428.57
Berkeley Twp.	246,090.23
Brick Twp.	475,737.90
Dover Twp.	593,890.10
Eaglewood Twp.	10,443.67
Island Heights Boro.	12,881.58
Jackson Twp.	161,741.73
Lacey Twp.	161,804.25
Lakehurst Boro.	7,203.14
Lakewood Twp.	196,651.51
Lavalette Boro.	67,932.38
Little Egg Harbor Twp.	88,442.08
Manchester Twp.	170,805.74
Mantoloking Boro.	42,740.52
Ocean Twp.	40,857.13
Ocean Gate Boro.	10,953.21
Pine Beach Boro.	12,106.66
Plumsted Twp.	22,713.67
Pt. Pleasant Boro.	132,694.51
Pt. Pleasant Beach Boro.	69,901.91

OCEAN COUNTY (con't)

Seaside Heights Boro.	32,681.04
Seaside Park Boro.	44,037.66
S. Toms River Boro.	10,458.10
Statford Twp.	132,094.50
Tuckerton Boro.	17,741.67

OCEAN COUNTY TOTAL \$ 2,900,000.00

SUSSEX COUNTY

Andover Boro.	\$ 8,759.99
Andover Twp.	67,830.32
Branchville Boro.	16,084.27
Byram Twp.	101,570.76
Frankford Twp.	77,327.60
Franklin Boro.	48,308.35
Fredon Twp.	40,682.36
Green Twp.	38,715.13
Hamburg Boro.	22,554.61
Hampton Twp.	67,089.87
Hardyston Twp.	65,088.63
Lafayette Twp.	34,660.40
Montaque Twp.	40,482.85
Newton Town	69,082.17
Sandyston Twp.	23,685.26
Stanhope Boro.	38,468.99
Stillwater Twp.	54,091.92
Sussex Boro.	16,994.49
Walpack Twp.	642.04
Wantage Twp.	109,879.99

SUSSEX COUNTY TOTAL \$ 942,000.00



TABLE 13 (con't)

1990 COUNTY OPEN SPACE PRESERVATION TRUST FUND TAX (Ch. 30 P.L. 1989)CAPE MAY COUNTY

Avalon Boro.	\$ 127,915.71
Cape May City	66,147.93
Cape May Point Boro.	11,654.61
Dennis Twp.	25,291.10
Lower Twp.	112,979.81
Middle Twp.	62,998.77
North Wildwood City	60,177.78
Ocean City	288,554.77
Sea Isle City	84,788.23
Stone Harbor Boro.	93,980.83
Upper Twp.	64,736.00
West Cape May Boro.	8,847.04
West Wildwood Boro.	4,810.92
Wildwood City	53,322.20
Wildwood Crest Boro.	68,331.99
Woodbine Boro.	4,253.24

CAPE MAY COUNTY TOTAL      \$ 1,138,790.93

MONMOUTH COUNTY

Aberdeen Twp.	\$ 95,308.57
Allenhurst Boro.	11,222.96
Allentown Boro.	8,061.88
Asbury Park City	44,632.35
Atlantic Highlands Boro.	32,517.21
Avon-by-the-Sea Boro.	20,456.85
Belmar Boro.	44,489.39
Bradley Beach Boro.	30,107.18
Brielle Boro.	55,236.06
Colts Neck Twp.	89,026.47
Deal Boro.	51,818.98
Eatontown Boro.	101,143.56
Englishtown Boro.	5,914.74
Fair Haven Boro.	49,583.78
Farmingdale Boro.	7,575.02
Freehold Boro.	52,845.31
Freehold Twp.	177,166.58
Hazlet Twp.	104,014.63
Highlands Boro.	30,832.32
Holmdel Twp.	176,066.34
Howell Twp.	225,510.32
Interlaken Boro.	11,809.59
Keansburg Boro.	32,072.96
Keyport Boro.	31,867.97
Little Silver Boro.	57,931.89
Loch Arbour Village	3,724.66
Long Branch City	144,847.42
Manalapan Twp.	186,980.05
Manasquan Boro.	59,256.34
Marlboro Twp.	211,553.46

MONMOUTH COUNTY (con't)

Matawan Boro.	44,778.75
Middletown Twp.	498,043.46
Millstone Twp.	51,503.77
Monmouth Beach Boro.	40,628.92
Neptune Twp.	149,422.18
Neptune City Boro.	23,496.31
Ocean Twp.	181,719.38
Oceanport Boro.	48,550.79
Red Bank Boro.	75,504.81
Roosevelt Boro.	4,324.66
Rumson Boro.	111,208.49
Sea Bright Boro.	23,437.10
Sea Girt Boro.	53,256.51
Shrewsbury Boro.	40,653.29
Shrewsbury Twp.	3,382.99
South Belmar Boro.	11,579.35
Spring Lake Boro.	77,429.70
Spring Lake Heights Boro.	43,644.08
Tinton Falls Boro.	84,912.23
Union Beach Boro.	27,799.32
Upper Freehold Twp.	28,639.05
Wall Twp.	168,442.56
West Long Branch Boro.	54,067.46

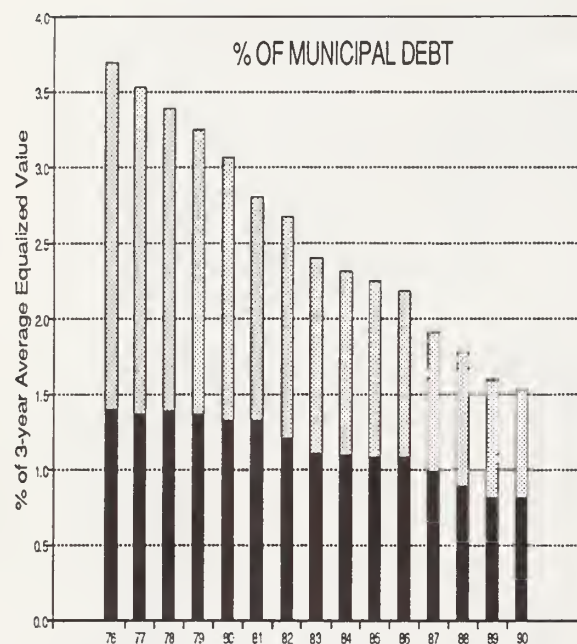
MONMOUTH COUNTY TOTAL      \$ 4,000,000.00

SOMERSET COUNTY

Bedminster Twp.	\$ 158,287.22
Bernards Twp.	340,447.36
Bernardsville Boro.	164,938.29
Bound Brook Boro.	74,080.34
Branchburg Twp.	160,319.03
Bridgewater Twp.	523,965.94
Far Hills Boro.	21,155.31
Franklin Twp.	510,260.21
Green Brook Twp.	74,843.19
Hillsborough Twp.	288,854.79
Manville Boro.	85,462.53
Millstone Boro.	4,752.60
Montgomery Twp.	163,298.22
North Plainfield Boro.	129,289.64
Peapack-Gladstone Boro.	79,344.82
Raritan Boro.	74,460.56
Rocky Hill Boro.	8,694.77
Somerville Boro.	100,400.56
South Bound Brook Boro.	27,396.41
Warren Twp.	267,664.11
Watchung Boro.	142,084.10

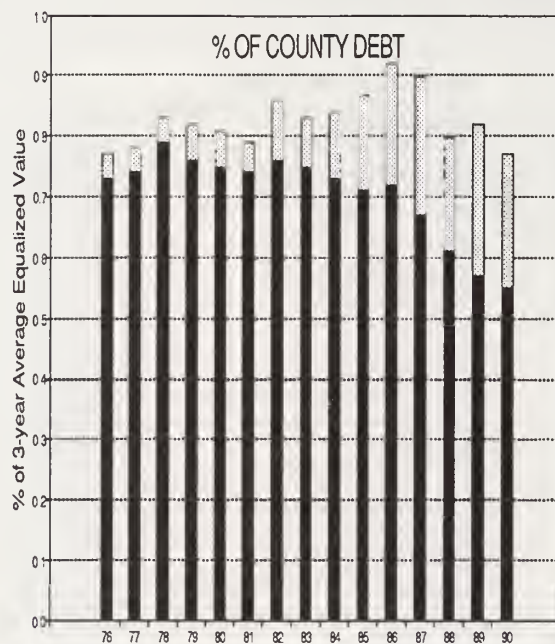
SOMERSET COUNTY TOTAL      \$ 3,400,000.00

# DEBT TRENDS OF NEW JERSEY MUNICIPALITIES AND COUNTIES



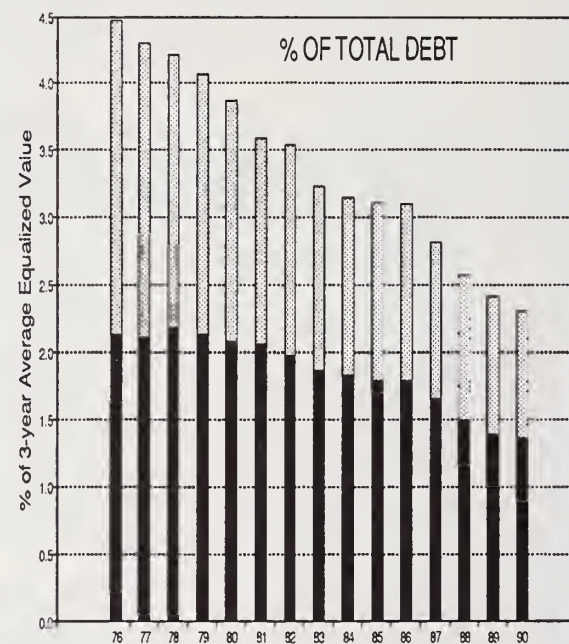
**MUNICIPAL DEBT**

	<u>GROSS</u>	<u>NET</u>
1976	3.70	1.40
1977	3.53	1.37
1978	3.39	1.39
1979	3.25	1.37
1980	3.07	1.33
1981	2.81	1.33
1982	2.68	1.21
1983	2.41	1.11
1984	2.31	1.10
1985	2.25	1.09
1986	2.18	1.08
1987	1.92	0.99
1988	1.78	0.89
1989	1.60	0.82
1990	1.54	0.82



**COUNTY DEBT**

	<u>GROSS</u>	<u>NET</u>
1976	0.77	0.73
1977	0.78	0.74
1978	0.83	0.79
1979	0.82	0.76
1980	0.81	0.75
1981	0.79	0.74
1982	0.86	0.76
1983	0.83	0.75
1984	0.84	0.73
1985	0.87	0.71
1986	0.92	0.72
1987	0.90	0.67
1988	0.80	0.61
1989	0.82	0.57
1990	0.77	0.55



**TOTAL DEBT**

	<u>GROSS</u>	<u>NET</u>
1976	4.47	2.13
1977	4.31	2.11
1978	4.22	2.18
1979	4.07	2.13
1980	3.88	2.08
1981	3.60	2.07
1982	3.54	1.97
1983	3.24	1.86
1984	3.15	1.83
1985	3.12	1.80
1986	3.10	1.80
1987	2.82	1.66
1988	2.58	1.50
1989	2.42	1.39
1990	2.31	1.37

Legend: Net Debt =  Gross =

## STATUTORY FORMS OF GOVERNMENT OF LOCAL UNITS OF NEW JERSEY

On each municipal page, under the name of the local unit, there appears the statutory form of government. An explanation of the various forms presently in operation are as follows:

Borough - an elected council usually consisting of six members with both administrative and policy making powers and an elected mayor with limited authority for administration.

Commission - (commonly referred to as the Walsh Act) is comprised of an elected governing body of three or five members (determined by population class). This body has both legislative and administrative authority.

Township Committee - an elected governing body usually consisting of three or five members with legislative and administrative authority.

Town Council - structurally similar to the borough form with a separately elected mayor and council deviating in size according to the number of wards.

Village - an elected body of five trustees with both legislative and administrative authority. (There are only (3) villages in the State at present.)

Mayor-Council - includes referendum charter forms authorized between 1897 and 1908 and special charters approved by the Legislature. Its constituency varies in size.

Council Manager Act of 1923 - an elected body of five, seven, or nine members which appoints its mayor and other officers. It appoints a municipal manager who is given authority to administer the local unit.

### OPTIONAL MUNICIPAL CHARTER LAW OF 1950

Council-Manager - an elected policy-making council of five, seven or nine members (at discretion of voters) which appoints its mayor, a municipal clerk and a municipal manager who has authority and responsibility for overall municipal administration. This form differs from the 1923 form in the greater degree of discretion in both council representation and administrative organization.

Mayor-Council - an elected policy-making body of five, seven or nine members (voter's option) and a separately elected mayor with authority and responsibility for overall administration including the appointment of a business administrator to direct the department of administration required under this plan.

Small Municipality - an elected policy-making body of three, five or seven members including a mayor elected by the voters or the council who has authority for overall administration of the unit. This form of government is limited to units with less than 12,000 persons.

### OPTIONAL COUNTY CHARTER LAW OF 1972

County Executive Plan - an elected board of chosen freeholders of five, seven or nine members and an elected county executive who is authorized to supervise, direct and control all county administrative departments.

County Manager Plan - an elected board of chosen freeholders of five, seven or nine members and an appointed county manager who is authorized to supervise, direct and control all county administrative departments.

County Supervisor Plan - an elected board of chosen freeholders of five, seven or nine members and an elected county supervisor. The legislative power is vested in the board of chosen freeholders; the executive power is exercised by the county supervisor.

County Board President Plan - an elected board of chosen freeholders of five, seven or nine members who elect a board president who presides at board meetings and oversees the work of the appointed administrator.



## GLOSSARY

- ANNUAL BUDGET: the governing body of each local unit is required by law to adopt a budget for each calendar year. The law is N.J.S. 40A:4-1 et seq., known as the "local budget law." Every municipality and county in New Jersey operates on a full cash basis.
- ANNUAL DEBT STATEMENT: sworn statement filed by law by the chief financial officer of the local unit, attesting to the debt condition of the local unit. The law is N.J.S. 40A:2-1 et seq., known as the "local bond law."
- ASSESSED VALUATION: the proportional value of property assessed for real property taxation as determined by the local assessor whose jurisdiction extends over a municipal area. (see Net Valuation Taxable.)
- ASSESSMENT OF TAXES: the process of levying property taxes proportioned to property value. The expenditure report line with this title includes expenditures incurred for supervision and maintenance of appraisal and assessment records, tax map preparation and maintenance, revaluation programs, and other activities of the local assessor and the County Board of Taxation.
- AUTHORITIES: corporate public agencies created to perform specific functions within a local unit or region. Authorities have power to levy and collect service charges, incur debt, and operate autonomously.
- AUTHORITY DEBT: indebtedness of an authority outstanding on the date specified.
- BANK CORP. TAX: applies to all banks and banking associations, organized under the authority of New Jersey and whose principal place of business is New Jersey. This tax was a county and municipal tax prior to 1970. The rate was increased from 3/4% to 1 1/2% in 1970 on the value of common and preferred stock, and provision was made for the distribution of 1/2 the proceeds to state for general state purposes, the other half is equally divided by the county and municipality in which the bank(s) is located. Recently enacted legislation (c. 170 P.L. 1975) repeals the Bank Stock Tax Act and renders banks taxable under the Corporation Business Tax Act. Banks will be taxable upon their net income and net worth as in the case of corporations commencing in 1976. Distribution of this tax remains unchanged.
- BOND ORDINANCE: an ordinance adopted by the governing body of the local unit providing for the authorization of bonded indebtedness and repayment obligations under N.J.S. 40A:2-1 et seq., known as the "local bond law."
- BOND RATINGS: the credit rating assigned to a municipality or county by two agencies recognized as experts in the field of appraisal of local government finances. It will be noted that all local units are not rated. At present, both services--Moody's and Standard and Poor's--when a bond issue is sold and if the local unit does not contract with either of the two rating organizations for a credit rating, the rating previously given is withdrawn.
- CAPITAL DEBT: the long-term or short-term indebtedness authorized by bond ordinance for expenditures of a capital nature.
- CAPITAL DEBT ISSUED AND OUTSTANDING: principal amount of all capital debt issued and unpaid on the date specified.
- CAPITAL IMPROVEMENTS: the capital improvement expenditure data in this report includes: down payments on improvements (a 5% down payment is required in the "local bond law" when making an appropriation for improvement by ordinance), "Capital Improvement Fund" (which may be used to provide the necessary down payment or may be used to finance the improvement in whole or in part through an ordinance appropriation), and other capital improvement appropriations for capital projects or items of equipment such as fire engines, road scrapers, ambulances, etc.
- CAPITAL OUTLAY: expenditures by ordinance or budget appropriation for the construction, purchase, or improvement of fixed assets such as buildings and equipment, parks and playgrounds, vehicular equipment, streets, roads, sidewalks, storm sewers, etc. (See list of Capital Outlay on individual pages of local units.)

CASH BASIS BUDGET: a balanced budget, showing that there will be sufficient cash collected during the year to meet all debt service requirements, necessary operations of the local unit, and any mandatory payments required.

CHIEF FINANCIAL OFFICER: means the Director of Revenue and Finance, Comptroller, Treasurer, Collector or other financial officer of a municipality, or the treasurer of a county.

CORRECTIONAL AND PENAL: emergency shelters for minors accused of a crime: penitentiaries, jails, and detention houses.

COUNTY: a local unit of government governed by a Board of Chosen Freeholders. The County is responsible for welfare, education, tax assessment, elections, etc. (There are 21 counties in New Jersey.)

COUNTY EQUALIZATION RATIO: the equalization ratio used by the County Board of Taxation to calculate column 11 of the County Abstract of Ratables.

COUNTY EXTENSION SERVICES: farm and home demonstrations, 4-H Clubs, and related activities.

COUNTY TAXES: the amount paid by the municipality to the county for the municipal share of the county tax levy as apportioned by the County Board of Taxation.

CURRENT FINANCES: the current financial position of a local unit as reflected in its condensed current fund balance sheet for the fiscal year reported.

DEBT LIMITATION: the statutory debt limit in New Jersey is 3 1/2% for municipalities and 2% for counties, computed on the "equalized valuation basis."

DEBT SERVICE: the payment made by the local unit of the principal, interest and other charges on the obligations issued by it whether temporary or permanent.

DEDUCTIONS (FROM GROSS DEBT TO CALCULATE NET DEBT): the "local bond law" defines the methods for calculating the deductible portion of gross capital debt. All school debt within the statutory limit is deductible. All self-liquidating or utility debt is deductible if the utility is self-sustaining. If the utility is not self-sustaining, the operating deficit is capitalized at 5% and becomes a charge against the debt limit of the municipality. The deductions from other debt come about through funds on hand, accounts receivable, and similar specific items allowable as deductions. Also bonds authorized by another Public Body to be guaranteed by the municipality are deductible.

DEFERRED CHARGES: unbudgeted expenditures, payment of prior year's bills, deferred charges to future taxation.

DELINQUENT TAXES: all taxes unpaid at the close of the year.

DISTRICT SCHOOL TAXES: payments to the local school district, regional school district and consolidated school district for the support of the school budget.

EFFECTIVE TAX RATE: the effective tax rate is the tax rate which would apply if the property taxed were assessed at true value. Because New Jersey defines true value as market value, and conducts a statistically designed sales ratio program in order to calculate state promulgated equalization ratios, the effective property tax rate for New Jersey municipalities is the general tax rate multiplied by the equalization ratio.

ENVIRONMENTAL INSPECTION AND CONTROL: the expenditure line in this report includes these activities: code enforcement; building inspection; plumbing inspection; electrical inspection; elevator inspection; gas inspection; air conditioning inspection; heating plant inspections; housing and rooming house inspection; air pollution control; water pollution control; and sanitary inspections of nursing homes, hotels, motels, and trailer camps.

EQUALIZATION RATIO: the ratio of assessed value to true (market) value of real property.

EQUALIZED VALUATION: the true (market) value of real property, calculated by dividing the assessed value by the equalization ratio (see also State Equalized Value).

EQUALIZED VALUATION BASIS: the average of the three (3) preceding years of the sum total of: (a) the aggregate equalized valuations of real property as certified in the Table of Equalized Valuations published by the Director of the Division of Taxation of the Department of the Treasury on October 1, of each year; and (b) the assessed valuation of Class II railroad property as set forth in the Table of Equalized Valuations referred to in (a) above.

EXPENDITURES: actual cash disbursements plus amounts reserved to meet bills incurred during the year but unpaid at the close of the calendar year.

FISCAL YEAR: the fiscal year of all New Jersey counties and municipalities is the calendar year.

GENERAL TAX RATE: the general tax rate is the rate applied to the net taxable assessed valuation of a municipality to yield the required tax levy. It is the rate shown on the County Abstract of Ratables and on the tax bill. Because of varying assessment practices, it is a rate which has no meaning in comparative tax rate studies.

GROSS DEBT: includes all bonds and notes authorized or guaranteed by a local unit or a school district, whether or not issued. Does not include tax anticipation notes, emergency notes, special emergency notes, or utility revenue notes.

HEALTH SERVICES EXCEPT ENVIRONMENTAL: the municipal expenditure line in this report includes these activities: health boards and departments; physicians; visiting nurses; morgues; vital statistics; disease control; food; drug; food handling inspections; public baths; municipal child evaluation centers; municipal deprived children care; contributions to health organizations; narcotics centers; diagnostic centers; mental health and similar activities. The county expenditure line includes those of these activities not reported as a separate activity.

HUMAN RESOURCES: the expenditure line in this report includes activities such as those for youth, aging, Senior Citizens, child care centers, anti-poverty programs, head-start programs, etc.

LAND RECLAMATION AND CONSERVATION: the municipal expenditure line in this report includes these activities: water policy and conservation; flood prevention and damage; and conservation of natural resources.

LINE ITEM: a budget line item is an appropriation or a specific anticipated revenue. A property line item is an entry on the tax rolls.

LOCAL PURPOSE TAXES: the amount of taxes assessed to support the municipal budget (i.e. to operate and maintain the municipality and provide for municipal debt service.)

LOCAL UNIT: a county or municipality.

MOODY RATING: the Moody Rating is the credit rating given by the Moody's Investors Service.

MUNICIPAL FUNCTIONS: expenditures necessary to operate the municipality and provide the services required.

MUNICIPAL PUBLIC UTILITY: an agency created to perform specific functions within a municipal, county, or regional area. Operations are separate and distinct from the local unit, but not autonomous with respect to it. There are fifteen types of municipal utilities in New Jersey: water, sewer, airport, beach, water and sewer, harbor, electric, parking, swimming pool, country club, golf course, park, recreation, sanitation and transfer station.



MUNICIPALITY: a municipal corporation (there are no unincorporated territories in New Jersey). The name of a New Jersey municipality (i.e., city, town, township, borough or village) does not indicate size, population or form of government.

NET DEBT: the amount of authorized debt remaining after statutory deductions are taken. The present law limits the amount of net debt for municipalities to 3 1/2% of equalized valuation basis for the sum of municipal and school debt. The present law limits the amount of net debt for counties to 2% of equalized valuation basis.

NET VALUATION ON WHICH COUNTY TAXES ARE APPORTIONED: this figure is taken from column 11 of the County Abstract of Ratables. It includes the County equalization of net valuation taxable, plus several statutory adjustments, plus an equivalent valuation for the business personalty taxes collected and replaced by the State.

NET VALUATION TAXABLE: the assessed valuation of real property excluding Class II railroad property, over which property taxes are levied. Telephone and telegraph equipment are assessed locally, and are included in this figure.

OTHER JUDICIAL: court attendants and services of court reporters.

OTHER PUBLIC WORKS: the expenditure line in this report includes these activities: motor vehicle maintenance and fueling; public works equipment purchase and maintenance; general administration of public works; recreational flying fields; transportation capital expenditures; marine and harbor improvements; water system and improvements; feasibility studies; and purchase of municipal utilities.

OTHER REVENUES, REVENUE SHARING TAX EFFORT: includes realized alcohol beverage licenses, interest and costs on taxes and building permits, as well as any other miscellaneous licenses and permits reported in budget.

PARCEL: a parcel is a piece of property entered on the tax map as one unit and carried on the tax rolls for assessment and tax collection purposes as one unit.

PER CAPITA FIGURES: computations are based upon the estimated population for the report year. Care should be taken in using these figures for comparative purposes, since all services included are not necessarily provided to the residential population for the report year. Future research is planned to find a better measurement for cost comparisons.

PLANNING, HOUSING AND DEVELOPEMNT: the expenditure line in this report includes these activities: zoning; urban renewal; housing; planning; economic development; industrial commissions; physical rehabilitation; model cities programs; boards of adjustment; tidelands and meadowlands development; urban development; and community planning.

POPULATION: The official 1980 and 1990 Census of population conducted by the U.S. Department of Commerce, Bureau of the Census.

PROPERTY ACQUIRED BY DEED OR FORECLOSURE: (often referred to as foreclosed property.) When property taxes are unpaid, the collector is required by law to sell the property for non-payment of taxes. If there is no outside purchaser, the property is acquired by the municipality and the tax title lien is vested in the municipality. After 6 months from the date of the tax title lien sale, the municipality is permitted by law to foreclose the property owner's right of redemption of the lien and, thus, acquire title to the property.

RATABLE: a ratable is a taxable parcel of real property.

RESERVE FOR UNCOLLECTED TAXES: an item in the municipal budget which is designed to insure the municipality sufficient cash with which to carry out its functions after providing in full to other government units--local schools, county and special districts. This reserve becomes a tax levy added to the tax levy required to meet the budget, and represents the amount of tax monies expected to remain uncollected at the end of the year, based on the collection level of the previous year.

REVENUES: monies which were received during the calendar year. Surplus revenue may be in part offset by deferred charges and State Aid may be represented by State funds set aside as a reserve but not yet paid over.

SPECIAL DISTRICTS: independent governmental corporations created within a local municipal unit to provide definite functions and having power to tax, impose service charges and incur debt. They are autonomous, and their officials are usually elected, not appointed.

STANDARD AND POOR RATING: the Standard and Poor Rating is the credit rating given by the Standard and Poor Company.

STATE AID: revenues represent amounts received from the State under the several State Aid programs authorized by the State Legislature. These include State road aid, highway lighting, building allowances for Type I Schools and others.

STATE AND LOCAL FISCAL ASSISTANCE ACT OF 1972 (REVENUE SHARING): in general, funds received by units of local government from the federal government, and may be used only for priority expenditures, maintenance and operating expenses for (1) public safety, environmental protection, public transportation, health, recreation, libraries, social services for the poor and aged, and financial administration; (2) ordinary and necessary capital expenditures authorized by law. These utilizations are included in the report.

STATE EQUALIZATION RATIO: the equalization ratio promulgated by the Director of the Division of Taxation on October 1st of each year.

STATE EQUALIZED PROPERTY TAX RATES: derived by multiplying the general tax rate by the ratio of assessed value to true value (see table).

STATE EQUALIZED VALUE: the item reported in this report is calculated by dividing the net valuation taxable by the State Equalization Ratio to arrive at true value.

STATE EQUALIZED VALUATION: is promulgated by the Director of Taxation and represents a uniform computation of property value by formula designed to provide equitable distribution of State Aid programs.

STATUTORY: this term is used to identify a situation established by law. For example: a statutory expenditure is one required by law.

TAX RATE: means the general tax rate applicable to all taxable property. It is derived by dividing the total tax levy by the net valuation taxable. All tax rates shown are based upon \$100 valuation.

TAX TITLE LIENS: this asset is created as a result of sale by municipality for non-payment of real estate taxes, delinquent assessments, utility charges or special district taxes.

TYPE I SCHOOL DEBT SERVICE: the amount of principal and interest included in the budget of the municipal corporation for payment of debt for school structures in Type I (formerly called Chapter VI) School Districts.

VETERAN AND SENIOR CITIZEN TAXES: veterans and senior citizens receive a special property tax deduction on their tax bill in the amount of \$50 for veterans and \$160 for senior citizens. Taxes were formerly levied by the municipalities to cover the costs of these deductions, with State reimbursement for one-half of the allowed deductions. In 1976, the State assumed this obligation in its entirety; taxes are no longer levied by municipalities for these deductions.

WEIGHTS AND MEASURES: county and local inspections of weighing and measuring equipment and related law enforcement.











Prepared by  
NEW JERSEY DEPARTMENT OF COMMUNITY AFFAIRS  
DIVISION OF LOCAL GOVERNMENT SERVICES  
101 SOUTH BROAD STREET, CN 803  
TRENTON, NEW JERSEY 08625-0803  
Telephone: 1-609-292-6110

