

974.901  
L852  
(1950)  
copy

THIRTEENTH ANNUAL REPORT  
OF THE  
DIVISION OF LOCAL  
GOVERNMENT  
STATE OF NEW JERSEY  
1950

STATEMENTS OF FINANCIAL CONDITION  
OF COUNTIES AND MUNICIPALITIES



*Prepared by*

DEPARTMENT OF THE TREASURY  
DIVISION OF LOCAL GOVERNMENT

WALTER T. MARGETTS, JR.  
*State Treasurer*

WALTER R. DARBY  
*Director*

Dep't of the Treasury

Division Local Government

# Date Due

AUG 13 1974  
MAY 8 1975  
AUG 24 1978

PRO  
LANT

23-236

PRINTED  
IN  
U.S.A.

# THIRTEENTH ANNUAL REPORT

OF THE

## DIVISION OF LOCAL GOVERNMENT

STATE OF NEW JERSEY

1950

STATEMENTS OF FINANCIAL CONDITION  
OF COUNTIES AND MUNICIPALITIES

*Prepared by*

DEPARTMENT OF THE TREASURY  
DIVISION OF LOCAL GOVERNMENT

WALTER T. MARGETTS, JR.  
*State Treasurer*

Dep't of the Treasury

WALTER R. DARBY  
*Director*

Division Local Government

---

Local Government Board:—

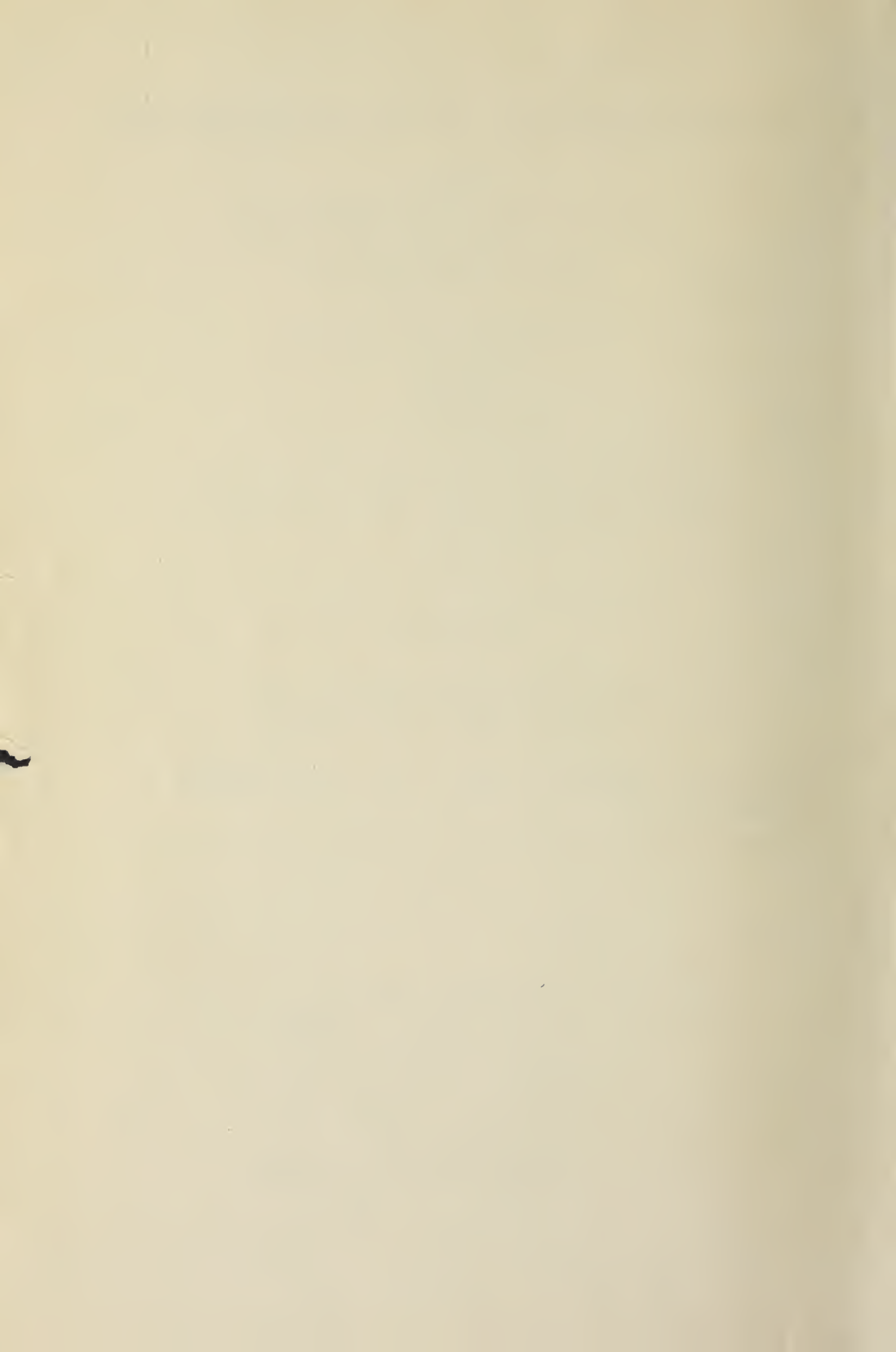
WALTER R. DARBY, *Chairman*

JOHN F. SCHENK

SAMUEL D. HOFFMAN

CHARLES J. EHMLING

GEORGE C. SKILLMAN, *Secretary*



## TABLE OF CONTENTS

	PAGE
Letter of Transmittal .....	I-XX
Statements of Financial Condition—Counties—1950 (Counties in Alphabetical Sequence) .....	C-1—C-42
Accumulated Totals for All Counties, 1950 .....	C-44—C-45
Statements of Financial Condition—Municipalities—1950 (Municipalities in Alphabetical Sequence) .....	1-567
Tabulation Showing the Total Tax Levy for All Purposes; the Amount Outstanding at the End of the Current Year, the Second Year, and the Third Year; and the Accumulated Amount of Tax Title Liens Outstanding at the End of Each Year, 1933 to 1950, Inclusive .....	570
Tabulation of Cash Collections, 1945 to 1950, Inclusive .....	570
Statement of Municipally Operated Utilities for the Year 1950 .....	575-578
Recapitulation of Totals of Municipal Budgets as Originally Approved by the Division of Local Government for the Years 1946 to 1951, Inclusive .....	571
Accumulated Totals for All Municipalities—Expenditures and Required Payments—Receipts and Revenues Realized .....	568-569
Capital Debt of All Counties and Municipalities .....	572
Total Gross Debt of Counties and Municipalities .....	573
Statutory Net Capital Debt .....	573
Total of All Classes of Debt by Cities, Towns, Boroughs and Townships	573
Division of Local Government—Appropriations, Expenditures and Cash Income .....	579



Digitized by the Internet Archive  
in 2013

<http://archive.org/details/repfdi1950newj>

TO THE GOVERNOR AND MEMBERS OF THE LEGISLATURE:

**Transmittal**

I submit herewith the Thirteenth Annual Report of the Division of Local Government covering the fiscal year January 1 to December 31, 1950, pursuant to the provisions of chapter 112, P. L. 1944, which require "the Director to publish annually a report of comparative financial statistics of Local Government tabulated to show the costs of government, the costs of principal services, the amount of debt and other pertinent data."

**Comparable 1938 to 1950**

This report is prepared along the lines of those for preceding years, thus permitting comparable studies for a thirteen-year period. The files of the Division of Local Government are open for inspection to anyone desiring to make comparisons for prior years, although no printed reports are available for general distribution for any year prior to 1938.

**Scope of Report, Etc.**

I am endeavoring so far as possible in this letter of transmittal to follow an outline which will be generally applicable in succeeding periods. This outline in brief will cover Scope of Report, Special Comments, Definitions and Summary Statements.

**SCOPE**

**Number of Municipalities**

There are 588 local government units in the State of New Jersey which are subdivided into 21 counties, 52 cities, 20 towns, 258 boroughs and 237 townships.<sup>1</sup>

**County Maps—County Financial Statements**

Statements pertaining to county finances will be found immediately following this letter of transmittal. In several prior reports county figures were tabulated on a single sheet—the importance of county government has led me to devote two pages to each county. The first page shows a map of the county with the location of the various municipalities; the second page the detailed information relating to county governmental costs, debt, etc. A summary of the county Revenues and Expenditures follows immediately after the last individual sheet.

<sup>1</sup> The Borough of New Shrewsbury was created from a part of the Township of Shrewsbury in 1950. The Town of East Millstone merged with the township of Franklin in 1950. The Town of Raritan changed its name to the Borough of Raritan in 1950.

### **Alphabetical Sequence**

For convenience of analysis a separate page of this report is devoted to each of the municipalities which are listed in alphabetical sequence.

### **Municipal Fiscal Year**

The fiscal year for all counties and municipalities is the calendar year. Population based on preliminary 1950 census figures, official 1940 census figures, net assessed valuations taxable, tax rates, and land area,<sup>2</sup> appear immediately under the name of the municipality.

### **Source Material of Report**

The statistical data contained herein have been assembled from reports of audit wherever possible and in all other cases from financial statements prepared by the chief financial officer of the municipality. In order to complete this report without undue delay the financial statements have been utilized to some extent. However, the information appearing in the report will, it is believed, be found to be statistically correct.

### **Statements of Expenditures and Required Payments**

In compliance with that part of the statute which requires a tabulation showing cost of government and the costs of principal services in comparable form, a statement of expenditures which reflects the budget results for the year, is used. These expenditures not only cover cash outlay, but also include amounts reserved for unpaid claims, amounts required for the payment of county and local school taxes, and deferred charges which in a majority of instances represent non-cash items. Under the statute, all current expenditures must be cleared by budget action and actual costs of each governmental function may be determined from an end of the year statement reflecting the condition of all budget accounts. Standard budgets with uniform classifications, which are required under the budget act, lend themselves to comparable classifications of governmental costs.

### **Statement of Receipts and Revenues**

As an offset to the expenditure statement, a statement of receipts and revenues which reflects the end of the year budget results on the income side of the budget is used. Actual receipts which are available to meet expenditures and required payments may be determined from the statement of revenues. This is based on cash receipts in all instances except in the case of surplus revenue which may in part offset deferred charges hereinafter referred to.

### **Reserve for Uncollected Taxes**

It will be noted that the expenditure and required payment group shows a total captioned "Total All Expenditures and Required Pay-

<sup>2</sup> Source: State of New Jersey Department of Economic Development, Bureau of Planning.

ments” which figure excludes the “Reserve for Uncollected Taxes.” This “Reserve for Uncollected Taxes” is not a cash requirement and while it is an integral part of the budget it should not be considered in determining cash requirements. This reserve is an amount added to the required levy; and will, based upon the estimated collection of current taxes, provide the cash required for operations and required payments.

#### **Significance of Unbalanced Totals**

A comparison of the total expenditures and required payments with the total receipts and revenues realized indicates the extent to which receipts support expenditures. Under the cash basis of operations an excess of receipts means that there is a surplus which may be availed of to support budgets of subsequent years; and a deficiency of receipts means that the deficit must be provided for in the budget of the succeeding year. Any attempt to use balanced totals in this report would materially delay the completion thereof.

#### **Capital Outlay**

Immediately following the Statements Receipts and Revenues I have inserted a Statement of Capital Outlay, subdivided under several captions. This statement first appeared in the 1945 report and the transactions reported represent expenditures from bond funds. I reported on direct “Capital Outlays” financed from budget appropriations in the current or operating division of accounts in my 1947 Report; this procedure is continued. Heretofore certain capital items were financed through the budget and classified as an expense item. This separate classification, it is anticipated, will be the first step in reporting on capital outlays financed wholly from current budget appropriations. It will be noted that a separate heading appears in the Operating section for “Capital Improvements and Capital Improvement Fund.” This does not represent a direct outlay for capital purposes, but is in the nature of a down-payment fund which can only be availed of through ordinance. This Fund may be expended in the year in which the appropriation is made or may be accumulated and held for future capital purposes.

#### **Tax Rates**

A breakdown of tax rates is shown. This breakdown shows that portion of the rate applicable to county, local district school and local municipal purposes. This computation is based on figures appearing in the printed “Abstract of Ratables” and can be checked to that source. It is believed that this breakdown will be of interest to students of municipal government and taxpayers.

## 1950 Taxes Levied

An analysis of the several purposes for which taxes are levied will be found under the foregoing caption. It will be noted that taxes levied are broken down under the headings of Local School, County, and Special District Taxes. These several items represent mandatory requirements. Attention is directed to page XIII, "New Jersey Tax Billing and Collecting Procedure," which will give a general idea of the method of levying and collecting taxes under the New Jersey statutes.

The local purpose levy which is set forth as a separate item represents the amount required from general taxation to operate and maintain the municipality and provide for municipal debt service, and the sum total of the several items gives the total tax levy for all purposes.

The figures set forth under "1950 Taxes Levied" are taken from adopted budget figures adjusted to the "Abstract of Ratables" of the several counties. This "Abstract of Ratables" is in effect the printed record of the several tax rolls or "duplicates" as they are defined in the New Jersey statutes.

The budget as adopted reflects a Local Purpose Levy, which is shown in this report, but which by statute may be adjusted when the tax levies are fixed. Deficiency in basic aid and school debt service are included in the adopted budget of the municipality but are deducted from the local purpose requirements and added to the local district school tax levy when the County Board strikes the tax rate. The totals of the figures appearing in the printed abstract of ratables will be in agreement with the "*Total Tax Levy (Tax Duplicate)*" but individual requirements for local district school and local purposes may not agree.

Theoretically the total of "1950 Taxes Levied" should agree with the 1950 levy appearing under "Current" taxes. Practically there will be variations due to fractional rates and to the fact that taxes may be added during the year. Fractional rates should always produce a slight variation, but where there are more than nominal changes these will undoubtedly be due to taxes added under what is known as chapter 397, P. L. 1941.

Early reports did not give due recognition to the "Local Purpose Levy" which figure represents the amount under the direct control of the municipality and to a greater or lesser degree affects the tax rate.

It will be noted that all tax rates are carried out two places in this report whereas the printed abstracts of the several counties carry these rates several places further. The New Jersey statutes call for a rate on the hundred dollars of valuation and it is established practice to carry no rate beyond two decimal places. For example, a rate of 4.7719 is carried as 4.78—always to the next higher cent on the hundred.

### **Current Taxes—1950 Collections**

This figure represents 1950 cash collections from the 1950 tax levy. The current collection figure appears on both the Statement of Receipts and Revenues Realized and the Statement of Taxes.

### **Delinquent Taxes Including Liens**

This represents 1950 cash collections on all prior years' taxes including tax title liens which were unpaid at the beginning of the year 1950. In the statement entitled "Taxes" a distinction is made between prior years taxes and tax title liens, while in the Statement of Receipts and Revenues no such distinction is made.

In this report "Prior Years' Taxes," "Tax Title Liens" and "Property Acquired by Deed or Foreclosure" are shown in condensed form. Balances at the beginning and end of the year are shown together with "Cash Collections" or "Cash Sales." There are other changes such as transfers, cancellations, etc., affecting these items but the true index of activity is the cash derived from these sources and it is felt that the omission of other than cash figures does not in any way lessen the value of the statements.

### **Emergency Appropriations**

During 1950 municipalities declared emergencies aggregating approximately \$5,564,802 and thus created emergency appropriations for the foregoing amount of which \$203,084 were financed by borrowings and the balance from funds on hand. These appropriations were for water and other utilities, garbage and ashes, fire protection, roads, streets and bridges, police, health, housing, parking meters, poor, schools, etc.

Reference should be had to a subsequent section of the report for an outline of the procedure followed in making and liquidating emergency appropriations.

### **Emergency Borrowings**

Emergency borrowings represent the receipts from temporary loans issued in the form of emergency notes to finance appropriations made necessary by some emergency which was unforeseen at the time of the preparation of the budget. Reference should be had to the definition relative to emergencies appearing elsewhere in this report.

### **County Taxes**

The county tax represents the amount which a municipality is required to pay to the county for the support of the county government. Reference should be had to the methods of tax billing and collecting mentioned elsewhere in this report for the procedure in determining this requirement.

### **Local School Levy**

Under New Jersey statutes, the local school levy provides normally for the operation of the school district for the period July 1 to June 30 although a limited number of districts levy school taxes on a calendar year. Thus in setting up the local school requirements which are levied on a calendar year in the 1950 tax levy as a 1950 cash requirement, there is a technical difference, which has been found to work out equitably due to the fact that the required payments for school operations of the calendar year are substantially equivalent to those of the school fiscal year.

### **Special District Taxes**

Reference should be had to a comment appearing under definitions covering this particular item.

### **Tax Collection Record**

The tax collection record is one of the most important factors in determining a municipality's financial position. A great portion of the cost of government is supported by taxation and the extent to which a municipality is able to collect its taxes is indicative of its financial standing. There are several municipalities which collect 100% of the current levy within the year of levy. These are unusual cases and it will be noted by studying the table appearing herein that the average current collection is 93.11%.

It is obvious that where a municipality does not collect 100% of its current requirements, it must realize from delinquent taxes and other revenues an amount sufficient to produce all of the cash required for current operations—otherwise, there is a cash deficit. Rather than to attempt to define the various sources of municipal revenue at this point, I am referring the reader to a section under definitions where I have briefly defined various items of income.

### **Capital Debt**

Under the caption of "Capital Debt," I have reported all school debt, self-liquidating debt and other capital debt together with the statutory deductions allowable therefor. The result is the statutory net debt figure. The average of the assessed valuations of real property for the three preceding years is set forth immediately below the net debt figure and the result is the percentage of net debt. Further comment will be found on these figures in another section of this report.

### **Current Finances**

Reports prior to 1947 carried a statement of "Current Debt" which in effect represented floating debt. In order to give an authoritative picture of current finances, a condensed current or operating balance sheet was first shown in the 1947 report. This current balance sheet captioned "Current Finances, December 31, 1950," reflects current cash, taxes and other receivables, current or cash liabilities,

reserves and surplus revenue. Due to the fact that State Highway Grants in Aid, due and owing the municipality, have been treated as part of the Surplus Revenue of the municipality this item is now shown separately. This statement is a true index of the current financial position of the municipality.

**Utilities**

The expenditures and the required payments for all municipally owned utilities are set forth in a separate section and are offset by the receipts and revenues available for expenditures and required payments.

**Foreclosed Property**

Foreclosed property represents properties where the title in fee has been acquired by the municipality as a result of the foreclosure of tax title liens. As municipalities take steps to clean up delinquent taxes and liens, there is a corresponding increase in the foreclosed property asset figure. This asset value, now in the majority of cases represented by assessed values, is reduced by cash sales, and the cash becomes a revenue of the municipality, furthermore the sale of foreclosed property increases the taxable values as the parcels sold are added to the ratables and become taxable. Further comment will be found in this report with respect to property acquired by deed or foreclosure.

**Per Capita Figures**

Following the plan of previous reports per capita figures for Municipal Functions, Debt Service, Total Tax Levy and Gross Capital Debt are shown on the sheet setting forth the financial picture of the municipality. It is believed that this facilitates following the per capita figures and the pertinent source. 1950 preliminary census figures have been used in these computations.

**SPECIAL COMMENTS**

**Number Municipalities Under Cash Basis**

Five hundred eighty-six municipalities and counties adopted cash basis budgets for 1950, two adopted non-cash basis budgets. The trend is indicated by the following:

	Cash Basis	Modified Cash Basis	Non-Cash Basis
1940 .....	499	13	75
1941 .....	539	10	38
1942 .....	565	9	13
1943 .....	578	3	7
1944 .....	579	—	9
1945 .....	579	—	9
1946 .....	582	—	4
1947 .....	584	—	2
1948 .....	585	—	2
1949 .....	586	—	2
1950 .....	586	—	2

In this report for purposes of comparison, the statements of all municipalities are projected on a cash basis. The essential difference between the full cash basis municipalities and those that operate on a modified cash plan or on a non-cash basis is that the latter do not have an appropriation under the caption of "Reserve for Uncollected Taxes" in the Statement of Expenditures and Required Payments.

### **Second-Class Railroad Taxes**

Under the New Jersey statutes, what was known as "Second-Class Railroad Taxes" were assessed at local rates and distributed by the State to the respective municipalities in which this property was located. A complete revision of the laws relating to railroad taxes was enacted in 1941 and as a result of this, municipalities in which there was second-class railroad property, namely, property used for railroad purposes located outside the 100-foot right-of-way, were to receive a tax based on the valuation of the so-called Class II property at the rate of \$3.00 per hundred. This had a material effect on the figures appearing in tax levies of a number of municipalities.

The 1941 statutes further provided that a so-called franchise tax would be imposed based on the income of the railroad companies for the preceding fiscal period. This franchise tax would be paid to the State and in turn one-half would be distributed to the various municipalities entitled thereto, and the balance retained by the State for use in the manner prescribed by the statute.

The aforementioned legislation has been the subject of extended litigation. At the beginning of 1942 in order not to delay the preparation and completion of municipal budgets, legislation was secured permitting the railroad taxes to be a credit to be applied against the total tax levy after the budgetary requirements were determined upon. This did not affect the total requirement, but did have a bearing on the local tax rate in numerous municipalities. This procedure was followed for the year 1942 alone and in 1943 and subsequent years, as a result of new legislation, "tax on Class II railroad property and the municipality's share of the railroad franchise taxes" were deemed to be miscellaneous revenues of the municipality.

The foregoing comments are applicable for the year 1947 and prior years. Beginning with the year 1948, and in accordance with the provisions of the new Constitution of 1947, second-class railroad taxes are assessed at local rates and are included in the tax levy of the respective municipalities.

### **Special Assessments**

There has been inquiry as to why figures dealing with special assessments for benefits have not been incorporated in this report:

Under our present Local Bond Law, municipalities have little recourse to special assessments, and while there were extensive assessment projects undertaken by municipalities from 1925 to 1929, the number undertaken since that time has steadily decreased. The present Local Bond Law allows no deductions for benefit assessments, thus many improvements which were previously undertaken as local improvements due to the fact that the indebtedness could be created without affecting the debt limit of the municipality are not undertaken at all.

### **1933 High Point of Delinquency**

A tabulation appears on page 570 showing the percentage of delinquent taxes by years from 1933 to date. This table is based on delinquencies after giving effect to collections, cancellations and transfers to tax title liens as reported by the several municipalities at the close of each fiscal period. These figures are unaudited. It is interesting to note that the percentage of delinquencies for the current year reached its high point in 1933 and in the succeeding three years dropped back to the 1930 level. Since 1936 the percent of delinquency has gone steadily downward. Regular tax sales, foreclosure proceedings and vigorous application of tax collection laws are largely responsible for the general improvement throughout the State. The decrease in tax title liens and the increase in foreclosed property indicate somewhat the extent to which foreclosures are being made.

### **Uncollected Taxes, Tax Title Liens, and Foreclosed Property**

A summarized total of all delinquencies for the years 1945 to 1950, inclusive, appears on page 570. This table is of interest as it shows the change in the total amounts levied and uncollected. It will be noted that the foreclosed lien asset is continuously increasing, and that the back-log of delinquent taxes is reflecting a steady reduction, thus indicating not only better collections, but at the same time indicating a better enforcement policy.

The foreclosed property figure in the majority of cases represents the assessed valuations. Prior to 1946 it represented the accumulated liens against the property, covering not only taxes but assessment liens and utility liens. The method of reporting now calls for an asset value based on assessed valuations although not all municipalities have made this change.

### **Tabulation of Gross and Net Debt**

Pursuant to that portion of the statute which requires comparative financial statistics tabulated to show the amount of debt, I am showing a statement setting forth the total gross debt of counties and municipalities for the years 1945 to 1950, inclusive, and a statement showing

the statutory net debt of counties and municipalities for the same period. A Summary of Capital Debt of all Municipalities and Counties appears on page 572. Comment appears elsewhere in this report dealing with indebtedness and the amount which may be incurred within existing statutes.

The statement of current or floating debt appearing on the several pages of preceding reports is now superseded by a statement of current finances. This is actually the current or operating balance sheet of the municipality. (See page VI for further comment.)

## DEFINITIONS AND DESCRIPTIONS

### Revenue Accounts

Revenue accounts are defined below in order to clarify their meaning to anyone not familiar with New Jersey municipal finance.

Surplus Revenue:—Represents free cash used to support the current budget after providing the amounts required to meet the cash liabilities at the end of the previous year and the amount of non-cash surplus permitted to be used to offset deferred charges which are required to be cleared by budget action. It does not represent the current cash balance at the close of the previous year except in very unusual cases.

Miscellaneous Revenues Realized:—Represents cash receipts from such sources as:

- Licenses
- Fees and permits
- Fines (magistrates, etc.)
- Interest and costs on taxes
- Interest and costs on assessments
- Interest on deposits
- Franchise tax
- Gross receipts tax
- Bus receipts tax
- State aid
- Sundry receipts

State Aid to municipalities for the year 1950 plays an important part in the miscellaneous revenue picture. Chapter 62, of the Laws of 1947, provide that municipalities might anticipate State Aid for current road repairs, street lighting and capital road construction. Statutory emphasis was placed on this State Aid being used for current repairs with the result that many municipalities anticipated a substantial portion of the \$5,770,000 appropriated

by the State under what is commonly known as the "Formula" program with the result that this revenue has materially increased the miscellaneous revenues available to support the current budget. In previous years, a substantial portion of State Aid made available to municipalities was handled through municipal ordinance rather than through the current budget, but beginning with the year 1948 a great part of the \$5,770,000 referred to above was reflected in current miscellaneous revenues.

In 1950 State Aid is separately stated in order to show a true picture of the amount which the State contributes toward direct tax reduction. This total is \$5,772,953 and represents 7.45% of all Miscellaneous Revenues. Furthermore on a "Net Valuation Taxable" of \$5,944,408,870 this State aid would represent a possible difference of ten cents in the overall tax rate.

#### **Current Taxes**

Represents the cash collection in the current year from the levy of the current year.

#### **Delinquent Taxes Including Liens**

This represents cash collections from all prior years' taxes including tax title liens which remain unpaid at the beginning of the year covered by the report.

#### **Emergency Appropriations**

The New Jersey statutes provide that emergency appropriations may be created by resolution for the purpose of meeting an emergent condition unforeseen, or for which adequate appropriation was not made in the current budget. These appropriations must be created by a resolution adopted by a two-thirds vote of all the members of the governing body, and where the amount exceeds three percent of the operating budget require the approval of the Director of Local Government. It is mandatory that all emergency appropriations be included in the budget of the next succeeding year. The expenditures under emergency appropriations are subject to the same classification as to purpose as an original appropriation. Thus, in this report, emergency expenditures of 1950 are in no instance separately classified. A previous comment, however, illustrates the extent to which these are financed by emergency notes. All of these emergency appropriations are cleared by specific appropriation in the 1951 budget and will fall in the "Deferred Charge and Statutory Expenditure" group.

#### **Emergency Borrowings**

Emergency appropriations may or may not be supported by borrowings. If a municipality has sufficient current funds to support an

emergency appropriation, recourse need not be had to the issuance of emergency notes. On the other hand, a municipality may, if it so elects, issue emergency notes to support an emergency appropriation. In either event, there must be an appropriation in the succeeding year's budget to clear the emergency.

### **Expenditures**

The term expenditure includes not only cash disbursements, but in addition, amounts reserved to meet unpaid claims of the current fiscal year.

It will be noted from the foregoing that Amounts Reserved to Meet Unpaid Claims of a current fiscal year are added to the actual cash disbursements in this report. The unexpended balance of an appropriation (even though it may be uncommitted) is reserved under New Jersey statute regardless of the amount of the actual commitments against such reserve. The net result is that the amounts reserved at the end of a fiscal year are considerably in excess of the actual commitments of such fiscal year. It may be argued that this excess reserve produces an erroneous picture insofar as expenditures are concerned. However, few municipalities maintain complete requisition systems and it follows that reporting expenditures in excess of the actual disbursements makes for sound finance. In other words, the fact that a portion of the amount considered as an expenditure or charge remains unused at the end of a fiscal period strengthens the eventual financial position of the municipality.

### **Deferred Charges and Statutory Expenditures**

This title includes amounts appropriated to cover over-expenditures, emergencies, judgments, or any items of a mandatory nature occurring in a prior period and required to be met in a current period. The major items incorporated in this classification are emergencies and expenditures without appropriations.

### **County Taxes**

This is the amount required to be paid by the municipality to the county for its ratable share of the county tax levy as apportioned by the county tax board.

### **State Taxes**

No direct State property tax was levied for any purpose for the year 1950. The last report to reflect a State Tax was that of the year 1946. This was a 2.9-mill tax levied on the assessed valuations of each municipality, collected in the municipality paid to the county, which in turn paid the tax to the State. 90% of the tax was returned to the

county immediately and distributed to the respective school districts in the county on the basis of average days attendance. The New Jersey corporation business tax acts of 1945 and other revenues made it possible to eliminate any direct State levy since 1946.

### **Local School Taxes**

Local school taxes represent the amount required for the support of local district schools which, in all except what are known as Article VI or so-called city districts, are governed by a corporation separate and distinct from the municipal corporation. The school year runs from July 1 to June 30, however, treating the local school levy as a required payment without adjustment creates no confusion insofar as this report is concerned, furthermore a number of school districts are now levying taxes on a calendar year as permitted by statute.

### **Local Purpose Taxes**

Every municipal budget is balanced by what is known as a Local Purpose Tax. The Local Purpose levy appears under the heading of "1950 Tax Requirements" and a comment appears on page IV of the report dealing with this item. This item loses some of its identity due to the fact that under a cash basis accounting procedure it is submerged in the financial set-up; however, this local purpose levy is that portion of the total levy which is under the jurisdiction of the local officials.

The Local Purpose Tax is of prime importance in the preparation of the municipal budget and this report has been prepared in such a manner that the item is given due prominence.

### **New Jersey Tax Billing and Collecting Procedure**

A word of explanation is needed at this point relative to the method of tax billing and collecting in New Jersey. Property is assessed for taxing purposes as of October 1 of the year preceding that for which the tax is levied. The municipal budget determines the tax requirements of *the municipality*. The local school budget determines the tax requirements of the local school district. The county budget fixes the amount due for county purposes and the county tax requirements of each individual municipality are determined by an apportionment of the county tax requirements by the county tax board.

The several requirements are added together and thus become the total tax levy of the municipality. The local collector submits a single bill for county, local school and local requirements. Taxes are payable in four installments and the taxing district must make mandatory payments to the school district and to the county. What remains is available for municipal purposes. Thus, it is easy to see that failure to collect taxes may leave a municipality without funds

with which to operate. From the taxpayers standpoint, the method is clean-cut to the extent that he receives only a preliminary bill and a final bill and when he makes payment, he has satisfied all of the requirements of the county, local school district and local municipality.

#### **Foreclosed Property and Property Acquired by Deed**

This asset is created through the foreclosure of tax title liens. When real estate taxes are unpaid the collector is charged with the duty of selling the same for non-payment and if there is no outside purchaser, the property is struck off to the municipality and the tax title lien is vested in the municipality. At any time after two years from the date of the tax sale the municipality may in accordance with law foreclose the right of redemption through our courts and when such right to redeem is foreclosed the municipality acquires title in fee. This property then becomes municipal property subject to sale by the municipality. The property is withdrawn from the ratables when foreclosed and is not restored thereto until sold.

Prior to 1946 the asset figure was the accumulated municipal charges against the property. In 1947 the asset figure carried on the books of the municipality was changed to the last assessed valuation shown in the records. This change should theoretically reduce the asset value of foreclosed property, but will produce a figure which will be more in accord with sale prices in the majority of cases. The growth of the foreclosed property asset indicates that the disposition thereof is one of the important problems of the municipalities.

While tax title liens, in the main, are created as a result of non-payment of real estate taxes, liens may be created through the sale of delinquent special assessments, utility charges or special district taxes. Where the property is included in a tax sale and a tax title lien comes into existence, the power of foreclosure exists whether the lien results from a delinquent tax, a delinquent assessment or other delinquent charge. Regardless of the source of the delinquent charge the purchaser has the power to foreclose after the two-year period has elapsed on any municipal lien.

In some instances complete information relative to the activity in this account will be lacking due to the fact that the figures are taken from the financial statements of the municipalities direct rather than from the reports of audit.

#### **Capital Debt**

Under the caption of "Capital Debt" are set forth school debt, self-liquidating or utility debt, and other capital debt. Under the New Jersey statutes, the aforementioned figures represent indebtedness whether issued and outstanding or authorized but not issued.

Under deductions will be found school debt, self-liquidating debt, and other deductions. School debt, except in the case of city school districts, is the indebtedness of a separate corporation. (In the case of city districts, school debt is an obligation of the municipal corporation and the payment thereof is provided for by the municipality, whereas in other districts the payment is provided for by the school corporation.) The statutes in all cases permit deductions for school debt up to 6% of the average assessed valuations of real property of the three next preceding years (and 8% in those cases where there is a certified high school). Thus, it will be noted that the full amount of school debt is deductible except in those cases where it exceeds the 6% (or 8%) average.

Self-liquidating or utility debt is deductible as a whole where the utility is entirely self-sustaining. In those cases where the utility is not self-sustaining, the operating deficit is capitalized at 5% and becomes a charge against the debt limit of the municipality.

The deductions for capital debt come about mainly through sinking funds or funds in hand applicable to the gross debt, and amounts owing by other governmental agencies. It follows that indebtedness which is authorized for the purpose of funding or refunding already existing debt may appear as a deduction. The debt limit in New Jersey is 7% of the average of assessed valuations of real property including improvements for municipalities and 4% for counties.

It will be noted from the reports that the percentage of debt is in excess of the 7% limit in a number of cases. This has come about through the funding of floating debt, the incurring of debt through an order of a superior governmental authority and in some instances through the change in the method of computing net debt as provided for in the 1935 Bond Act revision (under the previous statute, utility debt was deductible regardless of whether or not the utility was self-sustaining and special assessment debt was also deductible. Thus, with the passage of a statute eliminating such deductions, a number of municipalities were automatically over the debt limit.) A municipality with indebtedness over the limit may incur new debt only within the limitations of the statute. In brief, these are the order of a superior governmental authority such as an order of the board of health to construct a sewer, capital debt for emergency purposes such as fire, flood or other disaster, the refunding of floating debt with the consent of the State Funding Commission, and the incurring of general debt based on the amount of debt retired in a prior year. The latter is a limited power provided by statute to take care of cases where certain capital expenditures should be incurred which do not fall in any of the exempted classifications.

## **Capital Outlay**

A statement of Capital Outlay appears in this report. This statement, which is broken down under the following captions: Beaches and Boardwalks, Building and Equipment, Parks and Playgrounds; Sewers; Streets, Roads and Bridges, Water Supply and Other Purposes, represents amounts paid in cash from capital or bond funds in 1950. In the main, these capital funds are derived from the proceeds of the sale of bonds or bond anticipation notes and the amounts reported represent actual cash disbursements; no attempt has been made to record capital commitments.

Capital outlay in the Current Division of accounts is reported in a separate classification appearing in the expenditure statement under the heading of Capital Improvements.

Several inquiries as to the fact that no expenditures appeared under the caption of "Streets and Roads" for "New Construction" call for a word of explanation. Present budgeting for this purpose places it under "Capital Outlay" in the current budget where financed by taxation directly. Previously it was set up as a separate item under "Streets and Roads." I hope to be able to provide details of this in a subsequent report.

## **Utility Operations**

Every municipally operated utility or enterprise must maintain a separate set of accounts. If the utility is entirely self-sustaining and if there is a surplus, such surplus may be used to reduce current taxation. If the utility operates at a deficit, general taxation must provide the necessary funds to meet such operating deficit. The use of surplus to reduce the current tax levy is permissible while the budgeting of deficits in the current tax levy is mandatory. As stated elsewhere in this report, the extent to which the utility is self-liquidating determines the amount of the capital debt which is deductible in any debt statement. (In addition, it may determine the amount of new utility debt which may be incurred.) Statements appear on pages 575 to 578, inclusive.

Every utility must make a budget, which is separate and distinct from the general operating budget of the municipality. The figures shown under expenditures and required payments represent cash disbursements together with appropriation reserves. The receipts represent cash only.

## **Special District Taxes**

The New Jersey statutes provide for the levy of special district taxes under certain conditions. In the main, these have to do with fire and light districts in townships. In addition, there are a limited number

of sewer, garbage, and other special districts. No attempt has been made to report on these districts. Tests made some years ago indicated that the over-all costs of operating these several districts were nominal compared with other municipal requirements and while the required payments to the special districts appear in the report, no detail as to operating expenditures is shown. In the case of fire districts, no reports are filed with the Division; thus it is impossible to present detail covering the costs of fire district operations and the other districts are limited in number and the amount of money required. A district tax levy represents a special levy imposed upon a portion of a municipality (usually a township) for the rendering of a certain service. The balance of the municipality is not liable for this tax. Furthermore, the municipality is not liable for the obligations of the district.

#### **“Cash Deficits”**

While the term “Cash Deficit” does not appear in this report except in the comparative statement of budgets appearing on page 571, under the New Jersey Cash Basis Act a municipality which does not collect sufficient *cash* within a given year to meet all expenditures and required payments, including amounts owing to the State, county, and local school district, finishes the year with a cash deficit. This cash deficit must be included in the budget of the next succeeding year, which requirement serves to keep a budget in balance, not only from a mathematical standpoint but from a cash standpoint. It will be noted that municipalities have incurred collective deficits running as high as \$8,000,000, although the cash deficit for the year 1950 was only \$5,528.

#### **Cash Basis of Operations**

Under New Jersey statutes, cash basis refers to a plan of budgetary operation whereby the collection rate of the preceding year is applied to the total tax requirement and the levy overlaid to an extent which will produce sufficient cash from current collections to balance the budget (and requirements). The overlay is represented by a “Reserve for Uncollected Taxes.” However, the “Reserve” appearing on the appropriation side of the budget may be offset in whole or in part by a revenue from delinquent taxes.

The cash basis in its simplest terms is the determination of the amounts of cash revenues available for expenditure from other than a new tax levy and the amount of the new levy needed to produce the additional cash required in order to meet the obligations of the fiscal year; the amounts of cash receipts from the new tax levy and all other available revenues being determined on the basis of actual experience during the next preceding fiscal year.

From the above, it follows that if the municipality's obligations for the new fiscal year amount to \$100 and if there are available on the basis of the next preceding fiscal year, revenues of \$40 to be received in cash from sources other than a new tax levy, it would be necessary to receive in cash during the fiscal year the sum of \$60 from the new tax levy and if 80 cents of each dollar of tax levied in the next preceding year was collected in cash during such year, then \$75 of new taxes must be levied in order to produce the required \$60 referred to above.

The objectives of the cash basis are twofold: (1) to provide sufficient cash to meet all current obligations of the municipality in cash as and when they are payable; and (2) to reduce the interest cost of bonds issued to meet the cost of capital expenditures by reason of improved credit position.

#### **Reserve for Uncollected Taxes**

The reserve for uncollected taxes is in effect a balancing figure in every municipal and county budget which will, based upon the estimated collection of the current levy, provide the cash required for the operations of the municipality, debt service, and mandatory payments to the State and county. While the reserve is computed as an overlay on the current tax levy, it only represents an actual overlay to the extent that the revenues from delinquent taxes and liens fail to produce sufficient cash to offset the reserve for uncollected taxes. In other words, there is a distinction between the "Reserve for Uncollected Taxes" and a "Reserve for Uncollectible Taxes." The former represents the amount required to balance the budget from a mathematical standpoint, while the latter represents an amount required to be raised currently to meet a loss in taxes due to non-collection. In those cases where the reserve for uncollected taxes is in excess of the anticipated receipts from delinquent taxes, the budget is actually subject to an overlay, but in those cases where this reserve is less than the estimated receipts from delinquent taxes, the result is the reverse.

### **SUMMARY COMPARATIVE STATEMENTS**

**Tabulation Showing the Total Tax Levy for All Purposes; the Amount Outstanding at the End of the Current Year, the Second Year, and the Third Year; and the Accumulated Amount of Tax Title Liens Outstanding at the End of Each Year, 1933 to 1950, Inclusive**

The aforementioned tabulation which will be found on page 570 is based on delinquencies after giving effect to collections, cancellations, and transfers to tax title liens. Comment appears on page IX regarding the high point of delinquency and related matters.

### **Tabulation of Cash Collections, 1945-1950, Inclusive**

A supplemental statement has been incorporated on page 570 showing the percentage of cash collections of the current levy for the years 1945 to 1950, inclusive. This Statement is of interest as it reflects the variation between delinquencies and cash receipts. It is interesting to observe that the variation due to transfers to liens, abatements, cancellations, etc., does not run over 2½% and has not dropped below 0.98%.

### **Total Gross Debt of Counties and Municipalities**

The total gross debt of counties and municipalities with the percentage that such gross debt bears to the total net valuation taxable appears on page 573. This information is in comparative form for the years 1945 to 1950, inclusive. On page 572 a statement of overlapping debt of municipalities and counties appears.

### **Statutory Net Capital Debt**

A statement showing the statutory net capital debt of the counties and municipalities for the years 1945 to 1950, inclusive, appears on page 573. Comments on method of computing net debt will be found on page XV. Also included on this page is a breakdown of the total classes of debt by cities, towns, boroughs and townships.

### **Recapitulation of Totals of Municipal Budgets as Originally Approved by the Division of Local Government for the Years 1946 to 1951, Inclusive**

This statement appears on page 571, and is being inserted in the report with the idea that it will be of interest to students of municipal finance as it presents in comparative form summarized budget totals. No attempt has been made to compare these figures with the results of a year's operations.

### **Accumulated Totals—Expenditures and Required Payments Receipts and Revenues Realized**

A tabulation of expenditures and required payments and the receipts and revenues showing the accumulated totals for the 567 local units (excluding the 21 counties) for the years 1946 to 1950, inclusive, appears on pages 568 and 569. The accumulated figures are set up in comparative form for the five years and represent the collective totals for the several individual items of all municipalities.

## SUMMARY

### One Page Devoted to Each Municipality

In summary, an attempt has been made to present a comprehensive picture of the current financial position of each county and municipality and in so doing, I have assembled pertinent information on a single page excepting data on municipally owned utilities, which appears in the latter part of the report. I have endeavored to comply with the statutory requirements and present a report of comparative financial statistics of local government and at the same time present the material in such a way that anyone not familiar with municipal finance may interpret and analyze the several statements. The 1950 budget results as reflected by the statement of revenue and expenditures shows the costs of various governmental functions, singly and in total. These figures have been set up in conformity with established schedules in general use through the United States and while the larger units may be susceptible to further breakdown, uniform classifications have been established throughout this report.

Current debt is analyzed and compared with current cash, and capital debt is broken down into three principal classes. The net debt is shown in relation to the average assessed valuations. Statements showing the tax collection records of the local unit and statements showing the results of publicly owned and operated utilities are included to complete the general analysis.

I have included on page 579 a tabulation of the earnings of the Division as shown by the cash receipts turned over to the State Treasurer covering the fiscal years 1917 to 1950-1951. Information is set forth indicating the ratio of income to expenditures. I would further point out that the cash receipts for the year ending June 30, 1951, totaled \$71,461. While the Division was not created as a revenue-producing agency, I feel that the amount of revenue which has been produced is substantial. Over a period of 33 years, the average annual net cost of the Division to the State is \$45,945.

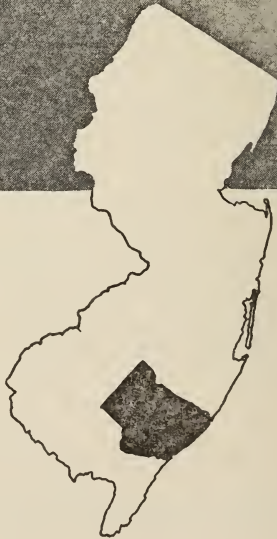
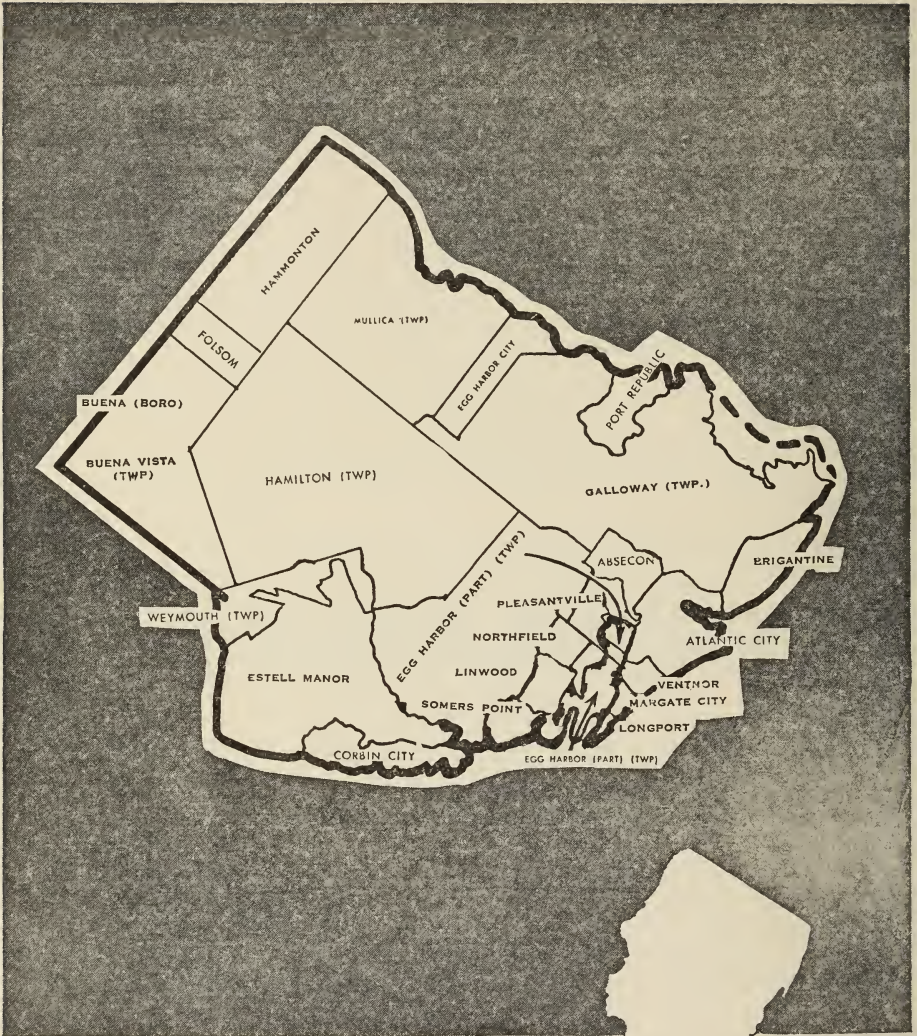
I feel that this report would be incomplete without a word of commendation for Frank E. Maimona, Statistician, who has handled all of the detail contained in this report. Likewise, other members of the staff who have assisted in the work are entitled to special mention. In addition, I am indebted to the Department of Conservation and Economic Development, Division of Planning and Development, for the use of the County maps appearing herein.

Respectfully submitted,

WALTER R. DARBY,  
*Director of Local Government.*

# COUNTY FINANCES

# ATLANTIC COUNTY



**County Seat: Mays Landing**

Population Census, 1950 . . . . .	132,879
1940 . . . . .	124,066
Land Area (sq. mi.) . . . . .	565.55
Density (per sq. mi.) . . . . .	234.96
Net Valuation Taxable . . . . .	\$138,679,014.00
Tax Levy (including Bank Stock Tax) . . . . .	2,054,035.40
Tax Rate per \$100 of Valuation	1.46

# ATLANTIC COUNTY

## EXPENDITURES AND REQUIRED PAYMENTS FOR 1950

### General Government

Administrative and executive . . . . .	\$60,809.72
Department of Finance	
County treasurer's department . . . . .	28,170.00
County auditor's department . . . . .	31,657.00
Legal Department	
County counsel's department . . . . .	19,040.00
County adjuster's department . . . . .	8,955.00
Investigator's department . . . . .	1,114.00
Purchasing department . . . . .	19,015.00
County clerk . . . . .	121,135.00
Clerk of the board . . . . .	12,654.02
County register . . . . .	30,805.56
County surrogate . . . . .	105,171.60
Building and grounds . . . . .	105,171.60

### Judiciary

General county courts . . . . .	68,887.68
District Court (including juvenile and criminal district courts) . . . . .	28,450.00
Prosecutor's office . . . . .	89,676.00
Jury commission and juror's fees . . . . .	38,391.12
Law library . . . . .	150.00

### Regulation

Sheriff's office . . . . .	65,936.20
County police . . . . .	1,121.50
Weights and measures department . . . . .	6,095.00
Board of taxation . . . . .	7,830.00
Chief medical examiner or county physician . . . . .	61,570.00
County health department . . . . .	34,220.00
Mosquito extermination commission . . . . .	86,440.00
Board of elections . . . . .	1,121.50
Superintendent of elections . . . . .	1,121.50
Shade tree commission . . . . .	1,121.50
Other . . . . .	1,121.50

### Roads and Bridges

Motor vehicle funds . . . . .	446,983.00
County funds . . . . .	117,434.15
*Lighting of highways . . . . .	14,157.68
*Engineering . . . . .	13,680.00
*Equipment . . . . .	13,680.00

### Charities, Correctional and Penal

Penitentiary, jail, house of deten- tion . . . . .	114,032.60
Parental school . . . . .	30,253.00
Probation department . . . . .	132,275.32
County welfare board (old age pensions) . . . . .	10,000.00
Crippled children . . . . .	1,000.00
Tubercular preventorium for children . . . . .	119,148.33
Tubercular sanatorium . . . . .	272,323.54
Insane hospitals . . . . .	16,500.00
Epileptics . . . . .	37,500.00
Feeble-minded . . . . .	224,000.00
N. J. state board of children's guardians and widows pensions . . . . .	23,950.00
N. J. commission for the blind . . . . .	3,947.00
War veterans' burial and grave decorations . . . . .	16,600.00
County aid to general hospitals . . . . .	77,478.33
County hospitals . . . . .	77,478.33
Orphanages and children's shelters . . . . .	77,478.33
Poor farms, almshouses, welfare homes . . . . .	77,478.33
Other . . . . .	77,478.33

### Education

County superintendent of schools . . . . .	8,571.00
Vocational schools . . . . .	8,000.00
County extension service—farm and home demonstrations . . . . .	26,384.84
Junior colleges . . . . .	26,384.84
Other . . . . .	26,384.84

### Recreation

Park commission . . . . .	26,384.84
---------------------------	-----------

\* Included in motor vehicle and/or county funds.

### Unclassified

Pension and retirement funds . . . . .	\$85,852.76
Insurance fund commission . . . . .	5,000.00
Bounties . . . . .	5,000.00
Other . . . . .	4,000.00

### Contingent

Total County Functions . . . . .	<u>\$2,702,914.27</u>
----------------------------------	-----------------------

### Capital Improvements

\$10,000.00
-------------

### Debt Service

Redemption of Bonds	
Road and bridge bonds . . . . .	\$47,932.08
Park bonds . . . . .	222,000.00
Vocational school bonds . . . . .	222,000.00
Other bonds . . . . .	72,195.00
Redemption of bond anticipation notes . . . . .	17,485.00
Interest on Bonds	
Road and bridge bonds . . . . .	17,485.00
Park bonds . . . . .	72,195.00
Vocational school bonds . . . . .	72,195.00
Other bonds . . . . .	72,195.00
Interest on bond anticipation notes Interest on current loans (tax notes) . . . . .	72,195.00
Expenses of bond sale . . . . .	72,195.00

Total Debt Service . . . . .	<u>\$359,612.08</u>
------------------------------	---------------------

### Deferred Charges and Statutory Expenditures

Emergency revenues . . . . .	\$36,210.00
Other deferred charges . . . . .	1,444.68

Total County Expenditures . . . . .	<u>\$3,110,181.03</u>
-------------------------------------	-----------------------

### Reserve for uncollected taxes

Grand Total Budget . . . . .	<u>\$3,110,181.03</u>
------------------------------	-----------------------

## RECEIPTS AND REVENUES REALIZED IN 1950 TO MEET EXPENDITURES AND REQUIRED PAYMENTS

Surplus revenue appropriated . . . . .	\$275,000.00
Miscellaneous revenues realized . . . . .	256,202.92
State-aid revenues realized . . . . .	598,874.23
Delinquent tax collections . . . . .	2,032,086.03
Current tax collections—1950 levy . . . . .	2,032,086.03
Emergency borrowings . . . . .	2,032,086.03

Total Receipts and Revenues . . . . .	<u>\$3,162,163.18</u>
---------------------------------------	-----------------------

### CURRENT FINANCES, DECEMBER 31, 1950

Cash . . . . .	\$591,915.57
Accounts receivable . . . . .	270,705.74
State road aid receivable . . . . .	3,484.31
Other assets . . . . .	37,000.00
Emergencies and deferred charges . . . . .	37,000.00

Total Assets . . . . .	<u>\$903,105.62</u>
------------------------	---------------------

Cash liabilities . . . . .	\$243,043.77
Reserves . . . . .	274,190.05
Surplus revenue . . . . .	385,871.80

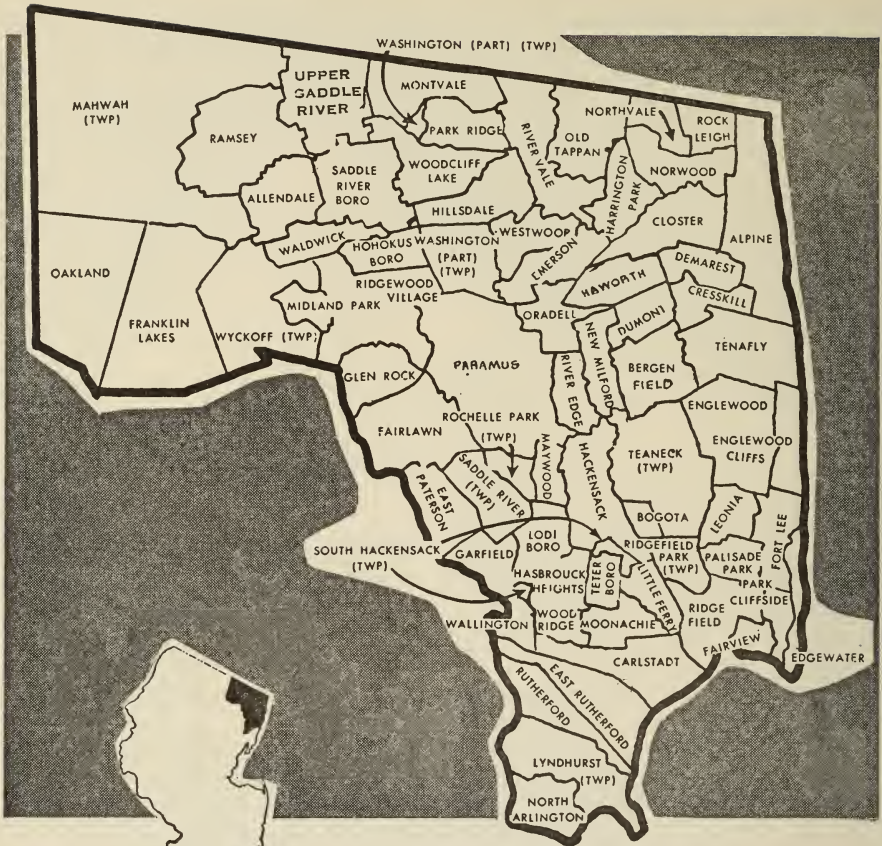
Total Liabilities and Surplus . . . . .	<u>\$903,105.62</u>
-----------------------------------------	---------------------

### CAPITAL DEBT, DECEMBER 31, 1950

Gross debt . . . . .	\$2,408,000.00
Deductions . . . . .	66,210.00
Net debt . . . . .	<u>\$2,341,790.00</u>

Average Assessed Valuations	
Real Property 1948-1949-1950 . . . . .	\$127,349,202.00
Per Cent of Net Debt . . . . .	1.83

# BERGEN COUNTY



**County Seat: Hackensack**

Population Census, 1950 .....	536,310
1940 .....	409,646
Land Area (sq. mi.) .....	235.08
Density (per sq. mi.) .....	2,281.39
Net Valuation Taxable .....	\$569,334,173.00
Tax Levy (including Bank Stock Tax) .....	4,736,103.75
Tax Rate per \$100 of Valuation	0.82

## BERGEN COUNTY

### EXPENDITURES AND REQUIRED PAYMENTS FOR 1950

#### General Government

Administrative and executive . . . . .	\$69,669.01
Department of Finance	
County treasurer's department . . . . .	40,124.22
County auditor's department . . . . .	. . . . .
Legal Department	
County counsel's department . . . . .	9,999.84
County adjuster's department . . . . .	23,615.94
Investigator's department . . . . .	. . . . .
Purchasing department . . . . .	20,082.76
County clerk . . . . .	261,377.43
Clerk of the board . . . . .	15,599.76
County register . . . . .	. . . . .
County surrogate . . . . .	53,578.40
Building and grounds . . . . .	195,651.33

#### Judiciary

General county courts . . . . .	166,462.85
District Court (including juvenile and criminal district courts) . . . . .	171,473.37
Prosecutor's office . . . . .	130,800.00
Jury commission and juror's fees . . . . .	51,098.57
Law library . . . . .	4,805.00

#### Regulation

Sheriff's office . . . . .	64,876.88
County police . . . . .	173,093.37
Weights and measures department . . . . .	14,009.70
Board of taxation . . . . .	44,559.52
Chief medical examiner or county physician . . . . .	22,884.68
County health department . . . . .	. . . . .
Mosquito extermination commission . . . . .	67,685.80
Board of elections . . . . .	190,670.16
Superintendent of elections . . . . .	. . . . .
Shade tree commission . . . . .	. . . . .
Other . . . . .	. . . . .

#### Roads and Bridges

Motor vehicle funds . . . . .	631,355.46
County funds . . . . .	34,785.85
*Lighting of highways . . . . .	6,500.00
*Engineering . . . . .	70,026.85
*Equipment . . . . .	33,000.00

#### Charities, Correctional and Penal

Penitentiary, jail, house of deten- tion . . . . .	147,708.34
Parental school . . . . .	. . . . .
Probation department . . . . .	68,254.27
County welfare board (old age pensions) . . . . .	207,880.00
Crippled children . . . . .	4,000.00
Tubercular preventorium for children . . . . .	. . . . .
Tubercular sanatorium . . . . .	646,766.17
Insane hospitals . . . . .	460,300.00
Epileptics . . . . .	50,000.00
Feeble-minded . . . . .	131,000.00
N. J. state board of children's guardians and widows pensions . . . . .	154,965.80
N. J. commission for the blind . . . . .	18,000.00
War veterans' burial and grave decorations . . . . .	4,979.92
County aid to general hospitals . . . . .	314,888.39
County hospitals . . . . .	. . . . .
Orphanages and children's shelters . . . . .	101,421.64
Poor farms, almshouses, welfare homes . . . . .	255,058.68
Other . . . . .	4,447.84

#### Education

County superintendent of schools . . . . .	7,319.76
Vocational schools . . . . .	37,500.00
County extension service—farm and home demonstrations . . . . .	16,333.02
Junior colleges . . . . .	. . . . .
Other . . . . .	. . . . .

#### Recreation

Park commission . . . . .	100,000.00
---------------------------	------------

\* Included in motor vehicle and/or county funds.

#### Unclassified

Pension and retirement funds . . . . .	\$149,161.39
Insurance fund commission . . . . .	. . . . .
Bounties . . . . .	. . . . .
Other . . . . .	206,388.88

#### Contingent

Total County Functions . . . . .	\$5,544,634.00
----------------------------------	----------------

#### Capital Improvements

. . . . .	\$125,000.00
-----------	--------------

#### Debt Service

Redemption of Bonds	
Road and bridge bonds . . . . .	\$374,000.00
Park bonds . . . . .	. . . . .
Vocational school bonds . . . . .	. . . . .
Other bonds . . . . .	226,000.00
Redemption of bond anticipation notes . . . . .	19,000.00
Interest on Bonds	
Road and bridge bonds . . . . .	. . . . .
Park bonds . . . . .	. . . . .
Vocational school bonds . . . . .	. . . . .
Other bonds . . . . .	88,129.75
Interest on bond anticipation notes (tax notes) . . . . .	25,000.00
Expenses of bond sale . . . . .	. . . . .
Total Debt Service . . . . .	\$732,129.75

#### Deferred Charges and Statutory Expenditures

Emergency revenues . . . . .	\$92,239.00
Other deferred charges . . . . .	. . . . .

Total County Expenditures . . . . .	\$6,494,002.75
-------------------------------------	----------------

#### Reserve for uncollected taxes

Grand Total Budget . . . . .	\$6,494,002.75
------------------------------	----------------

### RECEIPTS AND REVENUES REALIZED IN 1950 TO MEET EXPENDITURES AND REQUIRED PAYMENTS

Surplus revenue appropriated . . . . .	\$132,239.00
Miscellaneous revenues realized . . . . .	974,678.31
State-aid revenues realized . . . . .	796,635.73
Delinquent tax collections . . . . .	. . . . .
Current tax collections—1950 levy . . . . .	4,736,103.75
Emergency borrowings . . . . .	. . . . .

Total Receipts and Revenues . . . . .	\$6,639,656.79
---------------------------------------	----------------

#### CURRENT FINANCES, DECEMBER 31, 1950

Cash . . . . .	\$1,073,307.11
Accounts receivable . . . . .	20,000.00
State road aid receivable . . . . .	. . . . .
Other assets . . . . .	3,125.00
Emergencies and deferred charges . . . . .	130,000.00

Total Assets . . . . .	\$1,226,432.11
------------------------	----------------

Cash liabilities . . . . .	\$555,518.70
Reserves . . . . .	23,125.00
Surplus revenue . . . . .	647,788.41

Total Liabilities and Surplus . . . . .	\$1,226,432.11
-----------------------------------------	----------------

#### CAPITAL DEBT, DECEMBER 31, 1950

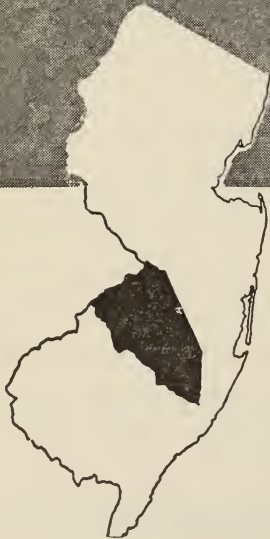
Gross debt . . . . .	\$10,551,000.00
Deductions . . . . .	250,000.00

Net debt . . . . .	\$10,301,000.00
--------------------	-----------------

#### Average Assessed Valuations

Real Property 1948-1949-1950 . . . . .	\$499,190,956.00
Per Cent of Net Debt . . . . .	2.06

# BURLINGTON COUNTY



**County Seat: Mount Holly**

Population Census, 1950 .....	135,926
1940 .....	97,013
Land Area (sq. mi.) .....	819.39
Density (per sq. mi.) .....	165.91
Net Valuation Taxable .....	\$66,341,630.00
Tax Levy (including Bank Stock Tax) .....	1,315,684.00
Tax Rate per \$100 of Valuation .....	1.93

# BURLINGTON COUNTY

## EXPENDITURES AND REQUIRED PAYMENTS FOR 1950

### General Government

Administrative and executive . . . . .	\$32,575.00
Department of Finance	
County treasurer's department . . .	13,732.00
County auditor's department . . . .	4,342.00
Legal Department	
County counsel's department . . . .	3,600.00
County adjuster's department . . . .	7,400.00
Investigator's department . . . . .	1,500.00
Purchasing department . . . . .	8,260.00
County clerk . . . . .	76,900.00
Clerk of the board . . . . .	11,200.00
County register . . . . .	17,605.00
County surrogate . . . . .	32,450.00
Building and grounds . . . . .	

### Judiciary

General county courts . . . . .	26,310.90
District Court (including juvenile and criminal district courts) . . . .	11,415.00
Prosecutor's office . . . . .	38,683.31
Jury commission and juror's fees . .	19,800.00
Law library . . . . .	1,240.00

### Regulation

Sheriff's office . . . . .	30,285.00
County police . . . . .	
Weights and measures department . . .	4,790.00
Board of taxation . . . . .	4,000.00
Chief medical examiner or county physician . . . . .	1,800.00
County health department . . . . .	
Mosquito extermination commission .	20,000.00
Board of elections . . . . .	44,800.00
Superintendent of elections . . . . .	
Shade tree commission . . . . .	150.00
Other . . . . .	1,300.00

### Roads and Bridges

Motor vehicle funds . . . . .	564,214.00
County funds . . . . .	20,588.00
*Lighting of highways . . . . .	6,568.00
*Engineering . . . . .	34,434.00
*Equipment . . . . .	

### Charities, Correctional and Penal

Penitentiary, jail, house of deten- tion . . . . .	38,775.00
Parental school . . . . .	
Probation department . . . . .	5,880.00
County welfare board (old age pensions) . . . . .	74,907.34
Crippled children . . . . .	3,100.00
Tubercular preventorium for children . . . . .	3,000.00
Tubercular sanatorium . . . . .	238,660.00
Insane hospitals . . . . .	295,020.00
Epileptics . . . . .	22,700.00
Feeble-minded . . . . .	46,400.00
N. J. state board of children's guardians and widows pensions . . .	105,066.80
N. J. commission for the blind . . . .	4,150.00
War veterans' burial and grave decorations . . . . .	10,685.00
County aid to general hospitals . . . .	114,941.03
County hospitals . . . . .	
Orphanages and children's shelters . .	15,700.00
Poor farms, almshouses, welfare homes . . . . .	176,982.56
Other . . . . .	450.00

### Education

County superintendent of schools . . . .	10,710.00
Vocational schools . . . . .	
County extension service—farm and home demonstrations . . . . .	20,036.00
Junior colleges . . . . .	
Other . . . . .	

### Recreation

Park commission . . . . .	
---------------------------	--

### Unclassified

Pension and retirement funds . . . .	\$62,000.00
Insurance fund commission . . . . .	
Rounties . . . . .	
Other . . . . .	7,050.00
<b>Contingent</b> . . . . .	<b>2,000.00</b>

Total County Functions . . . . . \$2,257,153.94

**Capital Improvements** . . . . . **\$33,000.00**

### Debt Service

Redemption of Bonds	
Road and bridge bonds . . . . .	\$25,000.00
Park bonds . . . . .	
Vocational school bonds . . . . .	
Other bonds . . . . .	13,000.00
Redemption of bond anticipation notes . . . . .	
Interest on Bonds	
Road and bridge bonds . . . . .	500.00
Park bonds . . . . .	
Vocational school bonds . . . . .	
Other bonds . . . . .	7,587.50
Interest on bond anticipation notes . .	2,500.00
Interest on current loans (tax notes) . . . . .	
Expenses of bond sale . . . . .	
Total Debt Service . . . . .	<b>\$48,587.50</b>

### Deferred Charges and Statutory Expenditures

Emergency revenues . . . . .	
Other deferred charges . . . . .	\$28,462.25
Total County Expenditures . . . . .	<b>\$2,367,203.69</b>

Reserve for uncollected taxes . . . . .

Grand Total Budget . . . . . **\$2,367,203.69**

### RECEIPTS AND REVENUES REALIZED IN 1950 TO MEET EXPENDITURES AND REQUIRED PAYMENTS

Surplus revenue appropriated . . . . .	\$122,259.69
Miscellaneous revenues realized . . . .	384,145.42
State-aid revenues realized . . . . .	691,169.21
Delinquent tax collections . . . . .	
Current tax collections—1950 levy . . .	1,296,044.00
Emergency borrowings . . . . .	8,700.00
Total Receipts and Revenues . . . . .	<b>\$2,502,318.22</b>

### CURRENT FINANCES, DECEMBER 31, 1950

Cash . . . . .	\$479,250.38
Accounts receivable . . . . .	230,074.95
State road aid receivable . . . . .	
Other assets . . . . .	2,926.21
Emergencies and deferred charges . . .	8,700.00
Total Assets . . . . .	<b>\$720,951.54</b>

Cash liabilities . . . . .	\$218,247.62
Reserves . . . . .	233,001.16
Surplus revenue . . . . .	269,702.76
Total Liabilities and Surplus . . . . .	<b>\$720,951.54</b>

### CAPITAL DEBT, DECEMBER 31, 1950

Gross debt . . . . .	\$892,700.00
Deductions . . . . .	
Net debt . . . . .	<b>\$892,700.00</b>

<b>Average Assessed Valuations</b>	
Real Property 1948-1949-1950 . . .	\$59,499,477.00
Per Cent of Net Debt . . . . .	1.50

\* Included in motor vehicle and/or county funds.

# CAMDEN COUNTY



**County Seat: Camden**

Population Census, 1950 .....	300,287
1940 .....	255,727
Land Area (sq. mi.) .....	222.13
Density (per sq. mi.) .....	1,351.85
Net Valuation Taxable .....	\$277,580,106.00
Tax Levy (including Bank Stock Tax) .....	3,969,620.06
Tax Rate per \$100 of Valuation	1.41

## CAMDEN COUNTY

### EXPENDITURES AND REQUIRED PAYMENTS FOR 1950

#### General Government

Administrative and executive . . . . .	\$114,803.40
Department of Finance	
County treasurer's department . . . . .	5,150.00
County auditor's department . . . . .	.....
Legal Department	
County counsel's department . . . . .	9,350.00
County adjuster's department . . . . .	13,485.00
Investigator's department . . . . .	.....
Purchasing department . . . . .	17,350.00
County clerk . . . . .	91,105.00
Clerk of the board . . . . .	21,975.00
County register . . . . .	62,315.00
County surrogate . . . . .	32,750.00
Building and grounds . . . . .	295,495.00

#### Judiciary

General county courts . . . . .	136,143.13
District Court (including juvenile and criminal district courts) . . . . .	30,450.00
Prosecutor's office . . . . .	85,803.00
Jury commission and juror's fees . . . . .	8,500.00
Law library . . . . .	700.00

#### Regulation

Sheriff's office . . . . .	47,900.00
County police . . . . .	.....
Weights and measures department . . . . .	4,015.00
Board of taxation . . . . .	6,215.00
Chief medical examiner or county physician . . . . .	7,985.00
County health department . . . . .	.....
Mosquito extermination commission . . . . .	22,641.10
Board of elections . . . . .	76,220.00
Superintendent of elections . . . . .	56,300.00
Shade tree commission . . . . .	25.00
Other . . . . .	4,425.00

#### Roads and Bridges

Motor vehicle funds . . . . .	385,854.50
County funds . . . . .	172,640.50
*Lighting of highways . . . . .	7,800.00
*Engineering . . . . .	52,425.00
*Equipment . . . . .	.....

#### Charities, Correctional and Penal

Penitentiary, jail, house of deten- tion . . . . .	83,571.24
Parental school . . . . .	.....
Probation department . . . . .	14,400.00
County welfare board (old age pensions) . . . . .	148,089.93
Crippled children . . . . .	.....
Tubercular preventorium for children . . . . .	.....
Tubercular sanatorium . . . . .	278,748.00
Insane hospitals . . . . .	858,599.62
Epileptics . . . . .	53,500.00
Feeble-minded . . . . .	100,145.00
N. J. state board of children's guardians and widows pensions . . . . .	351,500.00
N. J. commission for the blind . . . . .	13,650.00
War veterans' burial and grave decorations . . . . .	4,575.00
County aid to general hospitals . . . . .	128,700.00
County hospitals . . . . .	215,465.75
Orphanages and children's shelters . . . . .	71,940.50
Poor farms, almshouses, welfare homes . . . . .	184,143.00
Other . . . . .	5,700.00

#### Education

County superintendent of schools . . . . .	5,904.00
Vocational schools . . . . .	178,428.00
County extension service—farm and home demonstrations . . . . .	15,550.00
Junior colleges . . . . .	.....
Other . . . . .	16,850.00

#### Recreation

Park commission . . . . .	101,050.00
---------------------------	------------

\* Included in motor vehicle and/or county funds.

#### Unclassified

Pension and retirement funds . . . . .	\$47,982.08
Insurance fund commission . . . . .	.....
Bounties . . . . .	155.00
Other . . . . .	14,175.00
<b>Contingent</b> . . . . .	<b>2,000.00</b>

Total County Functions . . . . . **\$4,604,417.75**

#### Capital Improvements

**\$5,500.00**

#### Debt Service

Redemption of Bonds	
Road and bridge bonds . . . . .	\$52,500.00
Park bonds . . . . .	77,000.00
Vocational school bonds . . . . .	30,000.00
Other bonds . . . . .	430,500.00
Redemption of bond anticipation notes . . . . .	.....
Interest on Bonds	
Road and bridge bonds . . . . .	30,265.50
Park bonds . . . . .	73,571.50
Vocational school bonds . . . . .	23,715.00
Other bonds . . . . .	252,262.75
Interest on bond anticipation notes . . . . .	9,470.00
Interest on current loans (tax notes) . . . . .	1,525.00
Expenses of bond sale . . . . .	1,200.00

Total Debt Service . . . . . **\$982,009.75**

#### Deferred Charges and Statutory Expenditures

Emergency revenues . . . . .	\$51,472.88
Other deferred charges . . . . .	26,253.65

Total County Expenditures . . . . . **\$5,669,654.03**

Reserve for uncollected taxes . . . . . **\$14,000.00**

Grand Total Budget . . . . . **\$5,683,654.03**

#### RECEIPTS AND REVENUES REALIZED IN 1950 TO MEET EXPENDITURES AND REQUIRED PAYMENTS

Surplus revenue appropriated . . . . .	\$301,613.97
Miscellaneous revenues realized . . . . .	829,898.92
State-aid revenues realized . . . . .	667,248.14
Delinquent tax collections . . . . .	.....
Current tax collections—1950 levy . . . . .	3,939,620.06
Emergency borrowings . . . . .	.....

Total Receipts and Revenues . . . . . **\$5,738,381.09**

#### CURRENT FINANCES, DECEMBER 31, 1950

Cash . . . . .	\$567,048.55
Accounts receivable . . . . .	189,108.06
State road aid receivable . . . . .	.....
Other assets . . . . .	23,568.75
Emergencies and deferred charges . . . . .	.....

Total Assets . . . . . **\$779,725.36**

Cash liabilities . . . . .	\$182,895.23
Reserves . . . . .	212,676.81
Surplus revenue . . . . .	384,153.32

Total Liabilities and Surplus . . . . . **\$779,725.36**

#### CAPITAL DEBT, DECEMBER 31, 1950

Gross debt . . . . .	\$9,420,300.00
Deductions . . . . .	1,300.00

Net debt . . . . . **\$9,419,000.00**

#### Average Assessed Valuations

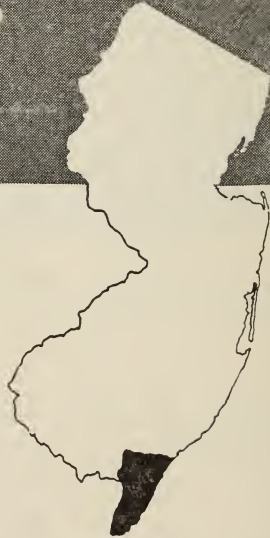
Real Property 1948-1949-1950 . . . . .	\$243,475,560.00
Per Cent of Net Debt . . . . .	3.86

# CAPE MAY COUNTY



**County Seat: Cape May Court House**

Population Census, 1950 .....	36,924
1940 .....	28,919
Land Area (sq. mi.) .....	265.0
Density (per sq. mi.) .....	139.34
Net Valuation Taxable .....	\$59,093,959.00
Tax Levy (including Bank Stock Tax) .....	753,805.05
Tax Rate per \$100 of Valuation	1.25



# CAPE MAY COUNTY

## EXPENDITURES AND REQUIRED PAYMENTS FOR 1950

<b>General Government</b>	
Administrative and executive . . . . .	\$50,700.00
Department of Finance	
County treasurer's department . . . . .	10,520.00
County auditor's department . . . . .	. . . . .
Legal Department	
County counsel's department . . . . .	4,900.00
County adjuster's department . . . . .	9,080.00
Investigator's department . . . . .	. . . . .
Licensing department . . . . .	. . . . .
County clerk . . . . .	32,310.00
Clerk of the board . . . . .	7,720.00
County register . . . . .	. . . . .
County surrogate . . . . .	13,360.00
Building and grounds . . . . .	29,500.00
<b>Judiciary</b>	
General county courts . . . . .	17,000.00
District Court (including juvenile and criminal district courts) . . . . .	3,850.00
Prosecutor's office . . . . .	17,400.00
Jury commission and juror's fees . . . . .	8,650.00
Law library . . . . .	1,930.00
<b>Regulation</b>	
Sheriff's office . . . . .	17,900.00
County police . . . . .	. . . . .
Weights and measures department . . . . .	2,825.00
Board of taxation . . . . .	2,950.00
Chief medical examiner or county physician . . . . .	3,160.00
County health department . . . . .	14,130.00
Mosquito extermination commission . . . . .	14,590.00
Board of elections . . . . .	25,550.00
Superintendent of elections . . . . .	. . . . .
Shade tree commission . . . . .	. . . . .
Other . . . . .	. . . . .
<b>Roads and Bridges</b>	
Motor vehicle funds . . . . .	289,767.21
County funds . . . . .	70,850.00
*Lighting of highways . . . . .	6,500.00
*Engineering . . . . .	. . . . .
*Equipment . . . . .	11,000.00
<b>Charities, Correctional and Penal</b>	
Penitentiary, jail, house of detention . . . . .	14,500.00
Parental school . . . . .	. . . . .
Probation department . . . . .	6,090.00
County welfare board (old age pensions) . . . . .	38,621.24
Crippled children . . . . .	1,000.00
Tubercular preventorium for children . . . . .	. . . . .
Tubercular sanatorium . . . . .	21,500.00
Insane hospitals . . . . .	47,000.00
Epileptics . . . . .	4,100.00
Feeble-minded . . . . .	15,500.00
N. J. state board of children's guardians and widows pensions . . . . .	40,975.00
N. J. commission for the blind . . . . .	5,650.00
War veterans' burial and grave decorations . . . . .	1,550.00
County aid to general hospitals . . . . .	29,770.00
County hospitals . . . . .	. . . . .
Orphanages and children's shelters . . . . .	. . . . .
Poor farms, almshouses, welfare homes . . . . .	47,300.00
Other . . . . .	. . . . .
<b>Education</b>	
County superintendent of schools . . . . .	5,300.00
Vocational schools . . . . .	2,025.00
County extension service—farm and home demonstrations . . . . .	12,760.00
Junior colleges . . . . .	. . . . .
Other . . . . .	. . . . .
<b>Recreation</b>	
Park commission . . . . .	. . . . .

<b>Unclassified</b>	
Pension and retirement funds . . . . .	\$39,244.00
Insurance fund commission . . . . .	. . . . .
Bounties . . . . .	300.00
Other . . . . .	50,350.00
<b>Contingent</b>	
Other . . . . .	500.00

Total County Functions . . . . .	\$1,032,677.45
<b>Capital Improvements</b>	
Other . . . . .	\$47,500.00

<b>Debt Service</b>	
Redemption of Bonds	
Road and bridge bonds . . . . .	\$6,000.00
Park bonds . . . . .	. . . . .
Vocational school bonds . . . . .	. . . . .
Other bonds . . . . .	62,000.00
Redemption of bond anticipation notes . . . . .	
Interest on Bonds	
Road and bridge bonds . . . . .	850.00
Park bonds . . . . .	. . . . .
Vocational school bonds . . . . .	. . . . .
Other bonds . . . . .	5,368.00
Interest on bond anticipation notes . . . . .	1,000.00
Interest on current loans (tax notes) . . . . .	. . . . .
Expenses of bond sale . . . . .	. . . . .
Total Debt Service . . . . .	\$75,218.00

<b>Deferred Charges and Statutory Expenditures</b>	
Emergency revenues . . . . .	\$8,000.00
Other deferred charges . . . . .	521.01
Total County Expenditures . . . . .	\$1,163,916.46
Reserve for uncollected taxes . . . . .	. . . . .
Grand Total Budget . . . . .	\$1,163,916.46

<b>RECEIPTS AND REVENUES REALIZED IN 1950 TO MEET EXPENDITURES AND REQUIRED PAYMENTS</b>	
Surplus revenue appropriated . . . . .	\$20,000.00
Miscellaneous revenues realized . . . . .	108,477.15
State-aid revenues realized . . . . .	335,760.74
Delinquent tax collections . . . . .	. . . . .
Current tax collections—1950 levy . . . . .	753,861.17
Emergency borrowings . . . . .	. . . . .
Total Receipts and Revenues . . . . .	\$1,218,099.06

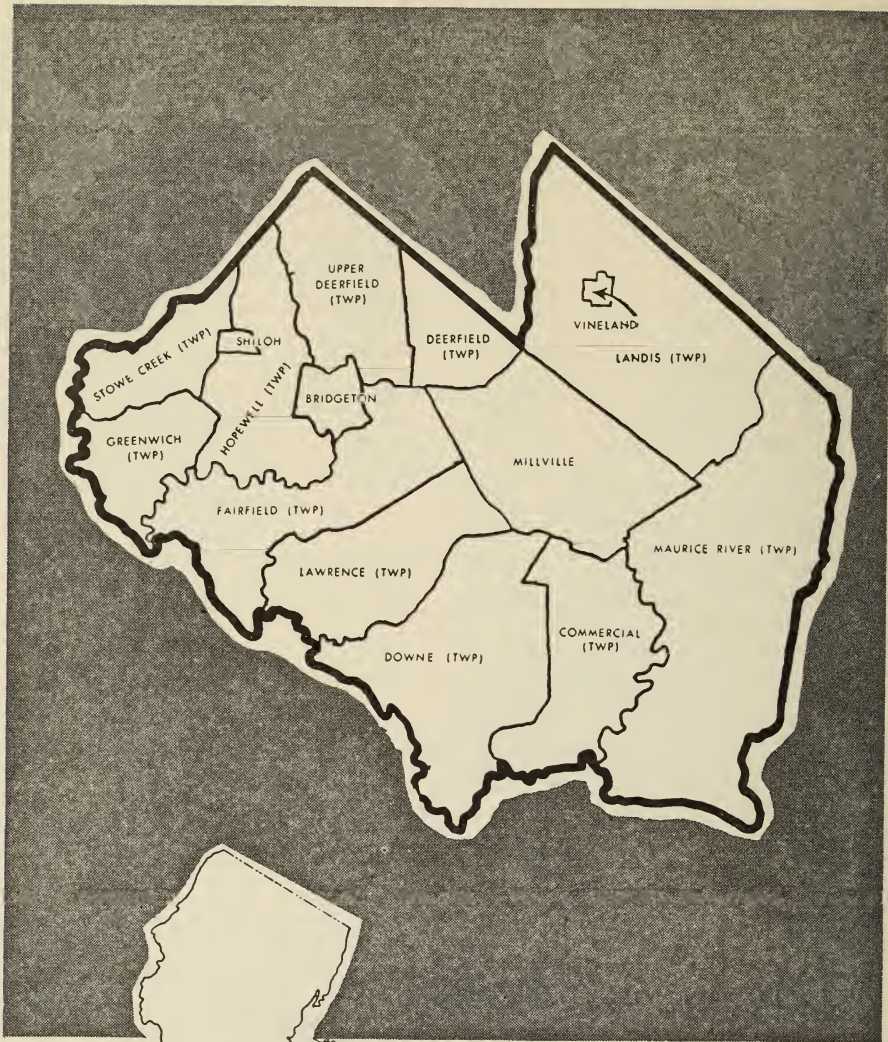
<b>CURRENT FINANCES, DECEMBER 31, 1950</b>	
Cash . . . . .	\$143,560.75
Accounts receivable . . . . .	7,036.19
State road aid receivable . . . . .	28,048.12
Other assets . . . . .	1,771.78
Emergencies and deferred charges . . . . .	5,000.00
<b>Total Assets</b> . . . . .	<b>\$185,416.84</b>
Cash liabilities . . . . .	\$56,654.48
Reserves . . . . .	36,856.09
Surplus revenue . . . . .	91,906.27
<b>Total Liabilities and Surplus</b> . . . . .	<b>\$185,416.84</b>

<b>CAPITAL DEBT, DECEMBER 31, 1950</b>	
Gross debt . . . . .	\$402,000.00
Deductions . . . . .	. . . . .
Net debt . . . . .	\$402,000.00

<b>Average Assessed Valuations</b>	
Real Property 1948-1949-1950 . . . . .	\$54,552,033.00
Per Cent of Net Debt . . . . .	0.73

\* Included in motor vehicle and/or county funds.

# CUMBERLAND COUNTY



## County Seat: Bridgeton

Population Census, 1950 . . . . .	88,727
1940 . . . . .	73,184
Land Area (sq. mi.) . . . . .	502.4
Density (per sq. mi.) . . . . .	176.61
Net Valuation Taxable . . . . .	\$58,718,346.00
Tax Levy (including Bank Stock Tax) . . . . .	743,261.54
Tax Rate per \$100 of Valuation . . . . .	1.24

## CUMBERLAND COUNTY

### EXPENDITURES AND REQUIRED PAYMENTS FOR 1950

<b>General Government</b>	
Administrative and executive . . . . .	\$33,900.00
Department of Finance	
County treasurer's department . . . . .	11,610.00
County auditor's department . . . . .	. . . . .
Legal Department	
County counsel's department . . . . .	7,725.00
County adjuster's department . . . . .	. . . . .
Investigator's department . . . . .	. . . . .
Purchasing department . . . . .	. . . . .
County clerk . . . . .	32,900.00
Clerk of the board . . . . .	1,425.00
County register . . . . .	13,770.00
County surrogate . . . . .	16,400.00
Building and grounds . . . . .	. . . . .
<b>Judiciary</b>	
General county courts . . . . .	36,325.00
District Court (including juvenile and criminal district courts) . . . . .	6,000.00
Prosecutor's office . . . . .	35,123.00
Jury commission and juror's fees . . . . .	17,450.00
Law library . . . . .	1,150.00
<b>Regulation</b>	
Sheriff's office . . . . .	15,205.00
County police . . . . .	. . . . .
Weights and measures department . . . . .	8,300.00
Board of taxation . . . . .	2,645.00
Chief medical examiner or county physician . . . . .	3,750.00
County health department . . . . .	3,700.00
Mosquito extermination commission . . . . .	. . . . .
Board of elections . . . . .	38,528.25
Superintendent of elections . . . . .	. . . . .
Shade tree commission . . . . .	. . . . .
Other . . . . .	. . . . .
<b>Roads and Bridges</b>	
Motor vehicle funds . . . . .	514,840.74
County funds . . . . .	40,000.00
Lighting of highways . . . . .	. . . . .
Engineering . . . . .	. . . . .
Equipment . . . . .	. . . . .
<b>Charities, Correctional and Penal</b>	
Penitentiary, jail, house of deten- tion . . . . .	29,100.00
Parental school . . . . .	. . . . .
Probation department . . . . .	. . . . .
County welfare board (old age pensions) . . . . .	62,931.71
Crippled children . . . . .	3,900.00
Tubercular preventorium for children . . . . .	. . . . .
Tubercular sanatorium . . . . .	49,500.00
Insane hospitals . . . . .	182,000.00
Epileptics . . . . .	11,000.00
Feeble-minded . . . . .	35,000.00
N. J. state board of children's guardians and widows pensions . . . . .	48,900.00
N. J. commission for the blind . . . . .	8,000.00
War veterans' burial and grave decorations . . . . .	3,000.00
County aid to general hospitals . . . . .	65,000.00
County hospitals . . . . .	. . . . .
Orphanages and children's shelters Poor farms, almshouses, welfare homes . . . . .	77,700.00
Other . . . . .	676.00
<b>Education</b>	
County superintendent of schools . . . . .	5,645.00
Vocational schools . . . . .	. . . . .
County extension service—farm and home demonstrations . . . . .	16,983.00
Junior colleges . . . . .	. . . . .
Other . . . . .	. . . . .
<b>Recreation</b>	
Park commission . . . . .	. . . . .

<b>Unclassified</b>	
Pension and retirement funds . . . . .	\$20,172.20
Insurance fund commission . . . . .	. . . . .
Bounties . . . . .	500.00
Other . . . . .	275.00
<b>Contingent</b>	
Total County Functions . . . . .	\$1,461,029.90
<b>Capital Improvements</b> . . . . .	
\$27,700.00	
<b>Debt Service</b>	
Redemption of Bonds	
Road and bridge bonds . . . . .	\$14,659.78
Park bonds . . . . .	. . . . .
Vocational school bonds . . . . .	. . . . .
Other bonds . . . . .	11,340.22
Redemption of bond anticipation notes . . . . .	. . . . .
Interest on Bonds	
Road and bridge bonds . . . . .	4,199.48
Park bonds . . . . .	. . . . .
Vocational school bonds . . . . .	. . . . .
Other bonds . . . . .	3,284.02
Interest on bond anticipation notes . . . . .	. . . . .
Interest on current loans (tax notes) . . . . .	. . . . .
Expenses of bond sale . . . . .	. . . . .
Total Debt Service . . . . .	\$33,483.50
<b>Deferred Charges and Statutory Expenditures</b>	
Emergency revenues . . . . .	\$18,125.43
Other deferred charges . . . . .	572.71
Total County Expenditures . . . . .	\$1,540,911.54
Reserve for uncollected taxes . . . . .	. . . . .
Grand Total Budget . . . . .	\$1,540,911.54

<b>RECEIPTS AND REVENUES REALIZED IN 1950 TO MEET EXPENDITURES AND REQUIRED PAYMENTS</b>	
Surplus revenue appropriated . . . . .	\$60,000.00
Miscellaneous revenues realized . . . . .	227,971.52
State-aid revenues realized . . . . .	521,894.20
Delinquent tax collections . . . . .	. . . . .
Current tax collections—1950 levy . . . . .	743,261.54
Emergency borrowings . . . . .	. . . . .
Total Receipts and Revenues . . . . .	\$1,553,127.26

<b>CURRENT FINANCES, DECEMBER 31, 1950</b>	
Cash . . . . .	\$339,735.67
Accounts receivable . . . . .	118,112.37
State road aid receivable . . . . .	. . . . .
Other assets . . . . .	2,400.00
Emergencies and deferred charges . . . . .	24,271.54
<b>Total Assets</b> . . . . .	<b>\$484,519.58</b>
Cash liabilities . . . . .	\$93,138.80
Reserves . . . . .	120,512.37
Surplus revenue . . . . .	270,868.41
<b>Total Liabilities and Surplus</b> . . . . .	<b>\$484,519.58</b>

<b>CAPITAL DEBT, DECEMBER 31, 1950</b>	
Gross debt . . . . .	\$430,000.00
Deductions . . . . .	. . . . .
Net debt . . . . .	\$430,000.00
<b>Average Assessed Valuations</b>	
Real Property 1948-1949-1950 . . . . .	\$49,298,700.00
Per Cent of Net Debt . . . . .	0.87

# ESSEX COUNTY



**County Seat: Newark**

Population Census, 1950 .....	900,887
1940 .....	837,340
Land Area (sq. mi.) .....	127.44
Density (per sq. mi.) .....	7,069.11
Net Valuation Taxable .....	\$1,423,573,012.00
Tax Levy (including Bank Stock Tax) .....	13,417,893.54
Tax Rate per \$100 of Valuation	0.93



# ESSEX COUNTY

## EXPENDITURES AND REQUIRED PAYMENTS FOR 1950

### General Government

Administrative and executive . . . . .	\$114,913.96
Department of Finance	
County treasurer's department . . . . .	93,034.93
County auditor's department . . . . .	.....
Legal Department	
County counsel's department . . . . .	32,165.71
County adjuster's department . . . . .	22,548.41
Investigator's department . . . . .	17,773.35
Purchasing department . . . . .	86,572.17
County clerk . . . . .	138,547.97
Clerk of the board . . . . .	29,097.34
County register . . . . .	149,432.74
County surrogate . . . . .	84,691.18
Building and grounds . . . . .	1,507,403.14

### Judiciary

General county courts . . . . .	624,904.63
District Court (including juvenile and criminal district courts) . . . . .	218,723.72
Prosecutor's office . . . . .	258,706.33
Jury commission and juror's fees . . . . .	28,255.05
Law library . . . . .	.....

### Regulation

Sheriff's office . . . . .	121,507.15
County police . . . . .	.....
Weights and measures department . . . . .	21,920.53
Board of taxation . . . . .	25,573.47
Chief medical examiner or county physician . . . . .	52,139.66
County health department . . . . .	.....
Mosquito extermination commission . . . . .	168,297.86
Board of elections . . . . .	116,149.02
Superintendent of elections . . . . .	263,005.02
Shade tree commission . . . . .	23,336.15
Other . . . . .	.....

### Roads and Bridges

Motor vehicle funds . . . . .	748,945.70
County funds . . . . .	.....
*Lighting of highways . . . . .	22,006.38
*Engineering . . . . .	26,294.67
*Equipment . . . . .	20,000.00

### Charities, Correctional and Penal

Penitentiary, jail, house of deten- tion . . . . .	789,081.34
Parental school . . . . .	96,422.40
Probation department . . . . .	279,525.18
County welfare board (old age pensions) . . . . .	761,128.70
Crippled children . . . . .	30,000.00
Tubercular preventorium for children . . . . .	4,529.46
Tubercular sanatorium . . . . .	945,711.02
Insane hospitals . . . . .	3,055,800.94
Epileptics . . . . .	132,012.77
Feeble-minded . . . . .	296,671.74
N. J. state board of children's guardians and widows pensions . . . . .	836,959.29
N. J. commission for the blind . . . . .	71,468.36
War veterans' burial and grave decorations . . . . .	5,838.50
County aid to general hospitals . . . . .	.....
County hospitals . . . . .	533,611.58
Orphanages and children's shelters . . . . .	.....
Poor farms, almshouses, welfare homes . . . . .	.....
Other . . . . .	23,662.04

### Education

County superintendent of schools . . . . .	15,778.13
Vocational schools . . . . .	874,638.00
County extension service—farm and home demonstrations . . . . .	26,359.67
Junior colleges . . . . .	.....
Other . . . . .	.....

### Recreation

Park commission . . . . .	1,017,367.02
---------------------------	--------------

\* Included in motor vehicle and/or county funds.

### Unclassified

Pension and retirement funds . . . . .	\$307,443.66
Insurance fund commission . . . . .	117,002.91
Bounties . . . . .	.....
Other . . . . .	73,911.20
<b>Contingent</b> . . . . .	<b>5,995.68</b>

Total County Functions . . . . . **\$15,248,564.78**

### Capital Improvements

### Debt Service

Redemption of Bonds	
Road and bridge bonds . . . . .	\$200,000.00
Park bonds . . . . .	.....
Vocational school bonds . . . . .	.....
Other bonds . . . . .	1,257,720.00
Redemption of bond anticipation notes . . . . .	.....
Interest on Bonds	
Road and bridge bonds . . . . .	100,000.00
Park bonds . . . . .	.....
Vocational school bonds . . . . .	.....
Other bonds . . . . .	567,526.35
Interest on bond anticipation notes . . . . .	18,413.18
Interest on current loans (tax notes) . . . . .	.....
Expenses of bond sale . . . . .	14,499.23
Total Debt Service . . . . .	<b>\$2,158,158.76</b>

### Deferred Charges and Statutory Expenditures

Emergency revenues . . . . .	\$15,305.00
Other deferred charges . . . . .	5,816.45
Total County Expenditures . . . . .	<b>\$17,427,844.99</b>

Reserve for uncollected taxes . . . . .	.....
Grand Total Budget . . . . .	<b>\$17,427,844.99</b>

### RECEIPTS AND REVENUES REALIZED IN 1950 TO MEET EXPENDITURES AND REQUIRED PAYMENTS

Surplus revenue appropriated . . . . .	\$950,000.00
Miscellaneous revenues realized . . . . .	1,703,124.81
State-aid revenues realized . . . . .	2,123,065.85
Delinquent tax collections . . . . .	.....
Current tax collections—1950 levy . . . . .	13,417,893.53
Emergency borrowings . . . . .	.....
Total Receipts and Revenues . . . . .	<b>\$18,194,084.19</b>

### CURRENT FINANCES, DECEMBER 31, 1950

Cash . . . . .	\$3,498,397.16
Accounts receivable . . . . .	26,912.93
State road aid receivable . . . . .	.....
Other assets . . . . .	.....
Emergencies and deferred charges . . . . .	3,390.32
<b>Total Assets</b> . . . . .	<b>\$3,528,700.41</b>
Cash liabilities . . . . .	\$838,752.77
Reserves . . . . .	26,912.93
Surplus revenue . . . . .	2,663,034.71
<b>Total Liabilities and Surplus</b> . . . . .	<b>\$3,528,700.41</b>

### CAPITAL DEBT, DECEMBER 31, 1950

Gross debt . . . . .	\$23,997,000.00
Deductions . . . . .	2,131,660.00
Net debt . . . . .	<b>\$21,865,340.00</b>

<b>Average Assessed Valuations</b>	
Real Property 1948-1949-1950 . . . . .	\$1,164,284,097.00
Per Cent of Net Debt . . . . .	1.87

# GLOUCESTER COUNTY



## County Seat: Woodbury

Population Census, 1950 .....	91,719
1940 .....	72,219
Land Area (sq. mi.) .....	328.63
Density (per sq. mi.) .....	279.10
Net Valuation Taxable .....	\$68,390,369.00
Tax Levy (including Bank Stock Tax) .....	700,000.00
Tax Rate per \$100 of Valuation	1.00

## GLOUCESTER COUNTY

### EXPENDITURES AND REQUIRED PAYMENTS FOR 1950

#### General Government

Administrative and executive . . . . .	\$33,106.25
Department of Finance	
County treasurer's department . . . . .	7,370.00
County auditor's department . . . . .	. . . . .
Legal Department	
County counsel's department . . . . .	2,800.00
County adjuster's department . . . . .	. . . . .
Investigator's department . . . . .	. . . . .
Purchasing department . . . . .	. . . . .
County clerk . . . . .	28,600.00
Clerk of the board . . . . .	5,200.00
County register . . . . .	. . . . .
County surrogate . . . . .	15,340.00
Building and grounds . . . . .	38,231.44

#### Judiciary

General county courts . . . . .	22,272.98
District Court (including juvenile and criminal district courts) . . . . .	8,920.00
Prosecutor's office . . . . .	21,000.00
Jury commission and juror's fees . . . . .	16,436.25
Law library . . . . .	1,000.00

#### Regulation

Sheriff's office . . . . .	21,160.00
County police . . . . .	. . . . .
Weights and measures department . . . . .	5,050.00
Board of taxation . . . . .	2,810.00
Chief medical examiner or county physician . . . . .	2,500.00
County health department . . . . .	4,553.03
Mosquito extermination commission . . . . .	. . . . .
Board of elections . . . . .	46,905.00
Superintendent of elections . . . . .	11,265.00
Shade tree commission . . . . .	. . . . .
Other . . . . .	700.00

#### Roads and Bridges

Motor vehicle funds . . . . .	385,141.61
County funds . . . . .	17,314.68
*Lighting of highways . . . . .	. . . . .
*Engineering . . . . .	12,513.87
*Equipment . . . . .	. . . . .

#### Charities, Correctional and Penal

Penitentiary, jail, house of deten- tion . . . . .	27,527.12
Parental school . . . . .	. . . . .
Probation department . . . . .	13,069.76
County welfare board (old age pensions) . . . . .	54,670.00
Crippled children . . . . .	4,000.00
Tubercular preventorium for children . . . . .	. . . . .
Tubercular sanatorium . . . . .	41,000.00
Insane hospitals . . . . .	112,115.00
Epileptics . . . . .	19,000.00
Feeble-minded . . . . .	32,800.00
N. J. state board of children's guardians and widows pensions . . . . .	67,490.99
N. J. commisison for the blind . . . . .	5,389.38
War veterans' burial and grave decorations . . . . .	1,500.00
County aid to general hospitals . . . . .	51,000.00
County hospitals . . . . .	. . . . .
Orphanages and children's shelters . . . . .	. . . . .
Poor farms, almshouses, welfare homes . . . . .	50,000.00
Other . . . . .	. . . . .

#### Education

County superintendent of schools . . . . .	6,830.00
Vocational schools . . . . .	. . . . .
County extension service—farm and home demonstrations . . . . .	16,110.62
Junior colleges . . . . .	. . . . .
Other . . . . .	. . . . .

#### Recreation

Park commission . . . . .	4,825.50
---------------------------	----------

\* Included in motor vehicle and/or county funds.

#### Unclassified

Pension and retirement funds . . . . .	\$5,576.00
Insurance fund commission . . . . .	. . . . .
Bounties . . . . .	500.00
Other . . . . .	1,660.00
<b>Contingent</b> . . . . .	<b>3,751.47</b>
Total County Functions . . . . .	<b>\$1,216,492.08</b>

#### Capital Improvements

#### Debt Service

Redemption of Bonds	
Road and bridge bonds . . . . .	. . . . .
Park bonds . . . . .	. . . . .
Vocational school bonds . . . . .	. . . . .
Other bonds . . . . .	. . . . .
Redemption of bond anticipation notes . . . . .	. . . . .
Interest on Bonds	
Road and bridge bonds . . . . .	. . . . .
Park bonds . . . . .	. . . . .
Vocational school bonds . . . . .	. . . . .
Other bonds . . . . .	\$1,811.50
Interest on bond anticipation notes . . . . .	. . . . .
Interest on current loans (tax notes) . . . . .	. . . . .
Expenses of bond sale . . . . .	. . . . .
Total Debt Service . . . . .	<b>\$1,811.50</b>

#### Deferred Charges and Statutory Expenditures

Emergency revenues . . . . .	. . . . .
Other deferred charges . . . . .	\$941.08
Total County Expenditures . . . . .	<b>\$1,219,244.66</b>
Reserve for uncollected taxes . . . . .	. . . . .
Grand Total Budget . . . . .	<b>\$1,219,244.66</b>

#### RECEIPTS AND REVENUES REALIZED IN 1950 TO MEET EXPENDITURES AND REQUIRED PAYMENTS

Surplus revenue appropriated . . . . .	\$46,351.58
Miscellaneous revenues realized . . . . .	137,436.96
State-aid revenues realized . . . . .	395,296.04
Delinquent tax collections . . . . .	. . . . .
Current tax collections—1950 levy . . . . .	700,000.00
Emergency borrowings . . . . .	. . . . .
Total Receipts and Revenues . . . . .	<b>\$1,279,084.58</b>

#### CURRENT FINANCES, DECEMBER 31, 1950

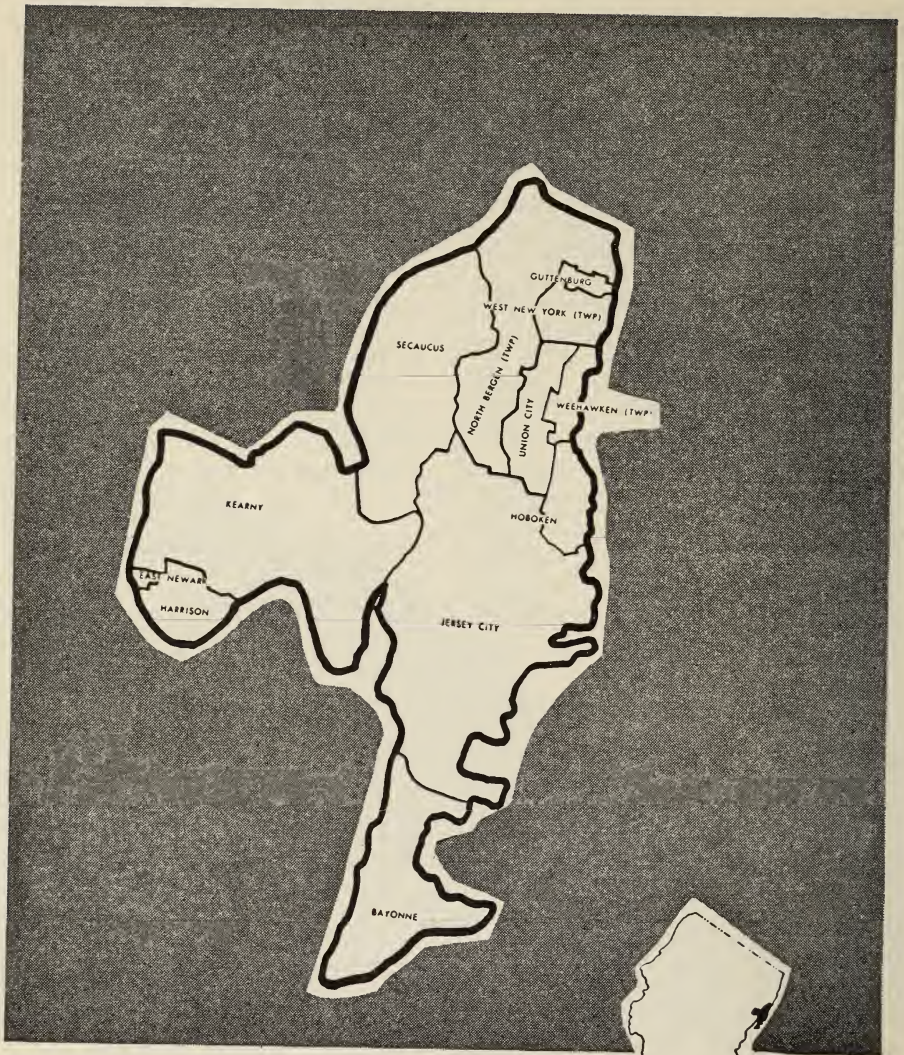
Cash . . . . .	\$448,746.83
Accounts receivable . . . . .	91,866.01
State road aid receivable . . . . .	. . . . .
Other assets . . . . .	8,725.97
Emergencies and deferred charges . . . . .	. . . . .
<b>Total Assets</b> . . . . .	<b>\$549,338.81</b>
Cash liabilities . . . . .	\$95,429.45
Reserves . . . . .	100,591.98
Surplus revenue . . . . .	353,317.38
<b>Total Liabilities and Surplus</b> . . . . .	<b>\$549,338.81</b>

#### CAPITAL DEBT, DECEMBER 31, 1950

Gross debt . . . . .	\$30,192.00
Deductions . . . . .	. . . . .
Net debt . . . . .	<b>\$30,192.00</b>

<b>Average Assessed Valuations</b>	
Real Property 1948-1949-1950 . . . . .	\$57,773,913.00
Per Cent of Net Debt . . . . .	0.05

# HUDSON COUNTY



**County Seat: Jersey City**

Population Census, 1950 .....	646,136
1940 .....	652,040
Land Area (sq. mi.) .....	44.1
Density (per sq. mi.) .....	14,651.61
Net Valuation Taxable .....	\$997,151,853.00
Tax Levy (including Bank Stock Tax) .....	17,329,392.77
Tax Rate per \$100 of Valuation	1.74

# HUDSON COUNTY

## EXPENDITURES AND REQUIRED PAYMENTS FOR 1950

<b>General Government</b>	
Administrative and executive . . . . .	\$237,600.00
Department of Finance	
County treasurer's department..	72,700.00
County auditor's department . . .	11,500.00
Legal Department	
County counsel's department . . .	77,000.00
County adjuster's department . . .	. . . . .
Investigator's department . . . . .	. . . . .
Purchasing department . . . . .	61,600.00
County clerk . . . . .	221,625.00
Clerk of the board . . . . .	75,600.00
County register . . . . .	166,000.00
County surrogate . . . . .	103,000.00
Building and grounds . . . . .	928,050.00
<b>Judiciary</b>	
General county courts . . . . .	764,500.00
District Court (including juvenile and criminal district courts) . .	358,220.00
Prosecutor's office . . . . .	217,700.00
Jury commission and juror's fees	85,800.00
Law library . . . . .	4,000.00
<b>Regulation</b>	
Sheriff's office . . . . .	129,800.00
County police . . . . .	444,700.00
Weights and measures department	9,050.00
Board of taxation . . . . .	57,000.00
Chief medical examiner or county physician . . . . .	52,700.00
County health department . . . . .	92,200.00
Mosquito extermination commission	105,000.00
Board of elections . . . . .	264,930.00
Superintendent of elections . . . . .	580,000.00
Shade tree commission . . . . .	. . . . .
Other . . . . .	1,630.41
<b>Roads and Bridges</b>	
Motor vehicle funds . . . . .	597,465.32
County funds . . . . .	1,503,781.73
*Lighting of highways . . . . .	28,000.00
*Engineering . . . . .	106,900.00
*Equipment . . . . .	. . . . .
<b>Charities, Correctional and Penal</b>	
Penitentiary, jail, house of detention . . . . .	751,250.00
Parental school . . . . .	148,500.00
Probation department . . . . .	275,700.00
County welfare board (old age pensions) . . . . .	157,858.68
Crippled children . . . . .	8,000.00
Tubercular preventorium for children . . . . .	. . . . .
Tubercular sanatorium . . . . .	1,926,060.00
Insane hospitals . . . . .	1,577,355.25
Epileptics . . . . .	119,137.50
Feeble-minded . . . . .	185,475.75
N. J. state board of children's guardians and widows pensions	305,116.74
N. J. commission for the blind . .	14,210.11
War veterans' burial and grave decorations . . . . .	28,500.00
County aid to general hospitals . .	2,827,631.00
County hospitals . . . . .	702,100.00
Orphanages and children's shelters	31,300.00
Poor farms, almshouses, welfare homes . . . . .	381,000.00
Other . . . . .	105,200.00
<b>Education</b>	
County superintendent of schools . .	9,200.00
Vocational schools . . . . .	. . . . .
County extension service—farm and home demonstrations . . . . .	. . . . .
Junior colleges . . . . .	. . . . .
Other . . . . .	. . . . .
<b>Recreation</b>	
Park commission . . . . .	739,000.00

\* Included in motor vehicle and/or county funds.

<b>Unclassified</b>	
Pension and retirement funds . . . .	\$565,531.92
Insurance fund commission . . . . .	. . . . .
Bounties . . . . .	. . . . .
Other . . . . .	365,500.00
<b>Contingent</b> . . . . .	50,000.00

Total County Functions . . . . . \$18,496,779.41

**Capital Improvements** . . . . . \$100,000.00

### Debt Service

<b>Redemption of Bonds</b>	
Road and bridge bonds . . . . .	\$150,000.00
Park bonds . . . . .	138,000.00
Vocational school bonds . . . . .	. . . . .
Other bonds . . . . .	825,000.00
Redemption of bond anticipation notes . . . . .	. . . . .
<b>Interest on Bonds</b>	
Road and bridge bonds . . . . .	44,755.65
Park bonds . . . . .	260,452.00
Vocational school bonds . . . . .	. . . . .
Other bonds . . . . .	422,953.66
Interest on bond anticipation notes	15,000.00
Interest on current loans (tax notes) . . . . .	. . . . .
Expenses of bond sale . . . . .	. . . . .

Total Debt Service . . . . . \$1,856,161.31

### Deferred Charges and Statutory Expenditures

Emergency revenues . . . . .	\$31,593.56
Other deferred charges . . . . .	30,075.44

Total County Expenditures . . \$20,514,609.72

Reserve for uncollected taxes . . . . .

Grand Total Budget . . . . . \$20,514,609.72

## RECEIPTS AND REVENUES REALIZED IN 1950 TO MEET EXPENDITURES AND REQUIRED PAYMENTS

Surplus revenue appropriated . . . . .	\$700,000.00
Miscellaneous revenues realized . . . .	1,559,886.53
State-aid revenues realized . . . . .	1,422,452.91
Delinquent tax collections . . . . .	. . . . .
Current tax collections—1950 levy..	17,276,711.57
Emergency borrowings . . . . .	. . . . .

Total Receipts and Revenues.. \$20,959,051.01

### CURRENT FINANCES, DECEMBER 31, 1950

Cash . . . . .	\$2,755,864.70
Accounts receivable . . . . .	728,748.91
State road aid receivable . . . . .	. . . . .
Other assets . . . . .	93,048.00
Emergencies and deferred charges . .	305,800.00

**Total Assets** . . . . . \$3,883,461.61

Cash liabilities . . . . .	\$1,276,593.01
Reserves . . . . .	821,796.91
Surplus revenue . . . . .	1,785,071.69

**Total Liabilities and Surplus** \$3,883,461.61

### CAPITAL DEBT, DECEMBER 31, 1950

Gross debt . . . . .	\$18,694,173.00
Deductions . . . . .	4,285,725.00

Net debt . . . . . \$14,408,448.00

<b>Average Assessed Valuations</b>	
Real Property 1948-1949-1950..	\$897,376,814.00
Per Cent of Net Debt . . . . .	1.60

# HUNTERDON COUNTY



**County Seat: Flemington**

Population Census, 1950 .....	42,689
1940 .....	36,766
Land Area (sq. mi.) .....	437.0
Density (per sq. mi.) .....	97.69
Net Valuation Taxable .....	\$40,340,641.00
Tax Levy (including Bank Stock Tax) .....	397,551.04
Tax Rate per \$100 of Valuation	0.93

# HUNTERDON COUNTY

## EXPENDITURES AND REQUIRED PAYMENTS FOR 1950

<b>General Government</b>	
Administrative and executive . . . . .	\$14,224.08
Department of Finance	
County treasurer's department . . . . .	3,122.90
County auditor's department . . . . .	. . . . .
Legal Department	
County counsel's department . . . . .	2,074.50
County adjuster's department . . . . .	2,584.57
Investigator's department . . . . .	. . . . .
Purchasing department . . . . .	. . . . .
County clerk . . . . .	20,486.37
Clerk of the board . . . . .	3,322.73
County register . . . . .	. . . . .
County surrogate . . . . .	8,986.33
Building and grounds . . . . .	25,808.41
<b>Judiciary</b>	
General county courts . . . . .	12,204.37
District Court (including juvenile and criminal district courts) . . . . .	6,728.39
Prosecutor's office . . . . .	10,035.15
Jury commission and juror's fees . . . . .	6,993.52
Law library . . . . .	1,400.00
<b>Regulation</b>	
Sheriff's office . . . . .	7,730.39
County police . . . . .	. . . . .
Weights and measures department . . . . .	3,420.00
Board of taxation . . . . .	3,153.82
Chief medical examiner or county physician . . . . .	920.50
County health department . . . . .	. . . . .
Mosquito extermination commission . . . . .	. . . . .
Board of elections . . . . .	30,423.47
Superintendent of elections . . . . .	. . . . .
Shade tree commission . . . . .	. . . . .
Other . . . . .	. . . . .
<b>Roads and Bridges</b>	
Motor vehicle funds . . . . .	295,010.87
County funds . . . . .	34,748.91
*Lighting of highways . . . . .	1,350.00
*Engineering . . . . .	. . . . .
*Equipment . . . . .	9,347.07
<b>Charities, Correctional and Penal</b>	
Penitentiary, jail, house of deten- tion . . . . .	7,291.16
Parental school . . . . .	. . . . .
Probation department . . . . .	5,254.24
County welfare board (old age pensions) . . . . .	25,899.75
Crippled children . . . . .	581.64
Tubercular preventorium for children . . . . .	. . . . .
Tubercular sanatorium . . . . .	9,448.28
Insane hospitals . . . . .	56,440.46
Epileptics . . . . .	7,549.35
Feeble-minded . . . . .	16,200.42
N. J. state board of children's guardians and widows pensions . . . . .	35,818.30
N. J. commission for the blind . . . . .	1,874.96
War veterans' burial and grave decorations . . . . .	1,027.75
County aid to general hospitals . . . . .	16,753.03
County hospitals . . . . .	. . . . .
Orphanages and children's shelters . . . . .	. . . . .
Poor farms, almshouses, welfare homes . . . . .	. . . . .
Other . . . . .	4,396.50
<b>Education</b>	
County superintendent of schools . . . . .	4,403.87
Vocational schools . . . . .	. . . . .
County extension service—farm and home demonstrations . . . . .	16,229.45
Junior colleges . . . . .	. . . . .
Other . . . . .	206.87
<b>Recreation</b>	
Park commission . . . . .	. . . . .

\* Included in motor vehicle and/or county funds.

## Unclassified

Pension and retirement funds . . . . .	\$569.60
Insurance fund commission . . . . .	. . . . .
Bounties . . . . .	2,450.00
Other . . . . .	250.00

## Contingent

Total County Functions . . . . .	\$706,024.91
----------------------------------	--------------

<b>Capital Improvements</b> . . . . .	\$50,000.00
---------------------------------------	-------------

## Debt Service

Redemption of Bonds	
Road and bridge bonds . . . . .	. . . . .
Park bonds . . . . .	. . . . .
Vocational school bonds . . . . .	. . . . .
Other bonds . . . . .	. . . . .
Redemption of bond anticipation notes . . . . .	. . . . .
Interest on Bonds	
Road and bridge bonds . . . . .	. . . . .
Park bonds . . . . .	. . . . .
Vocational school bonds . . . . .	. . . . .
Other bonds . . . . .	. . . . .
Interest on bond anticipation notes . . . . .	. . . . .
Interest on current loans (tax notes) . . . . .	. . . . .
Expenses of bond sale . . . . .	. . . . .
Total Debt Service . . . . .	. . . . .

## Deferred Charges and Statutory Expenditures

Emergency revenues . . . . .	\$5,187.92
Other deferred charges . . . . .	153.27
Total County Expenditures . . . . .	\$761,366.10
Reserve for uncollected taxes . . . . .	. . . . .
Grand Total Budget . . . . .	\$761,366.10

## RECEIPTS AND REVENUES REALIZED IN 1950 TO MEET EXPENDITURES AND REQUIRED PAYMENTS

Surplus revenue appropriated . . . . .	\$81,000.00
Miscellaneous revenues realized . . . . .	68,467.51
State-aid revenues realized . . . . .	330,839.78
Delinquent tax collections . . . . .	. . . . .
Current tax collections—1950 levy . . . . .	384,037.19
Emergency borrowings . . . . .	. . . . .
Total Receipts and Revenues . . . . .	\$864,344.48

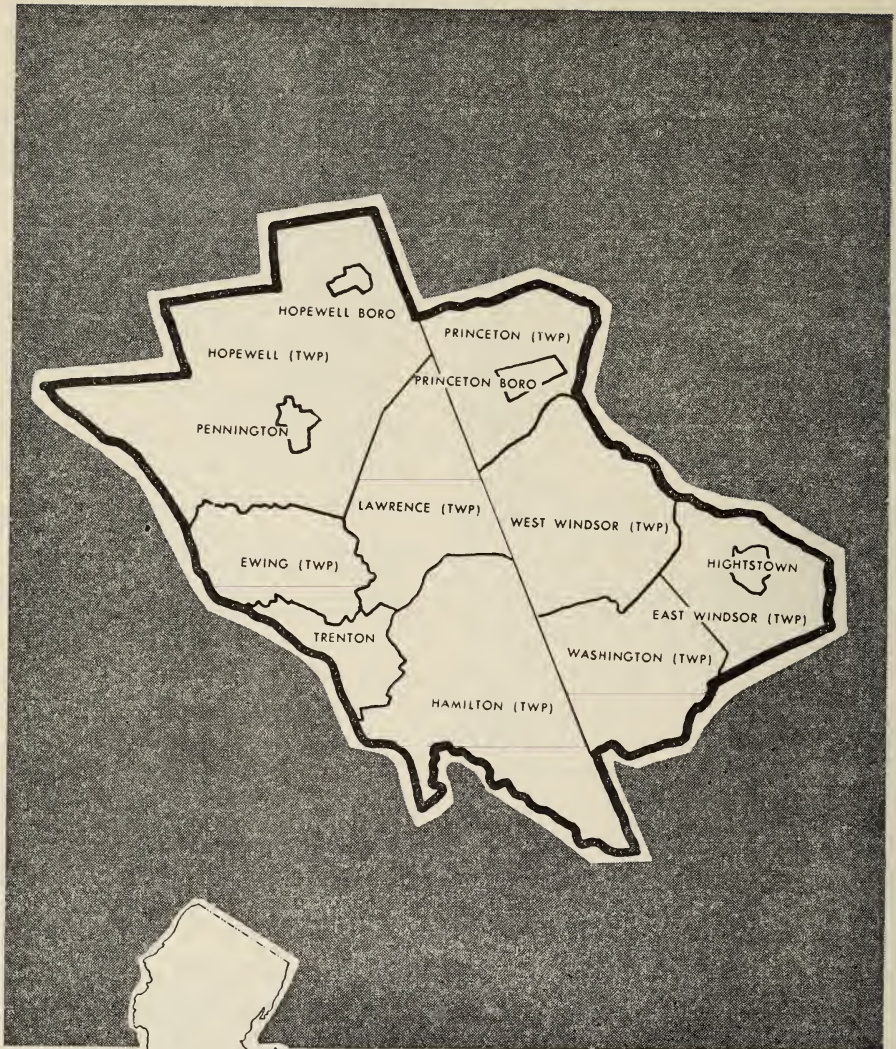
## CURRENT FINANCES, DECEMBER 31, 1950

Cash . . . . .	\$358,882.99
Accounts receivable . . . . .	61,396.01
State road aid receivable . . . . .	. . . . .
Other assets . . . . .	1,225.61
Emergencies and deferred charges . . . . .	. . . . .
<b>Total Assets</b> . . . . .	\$421,504.61
Cash liabilities . . . . .	\$70,990.81
Reserves . . . . .	62,621.62
Surplus revenue . . . . .	287,892.18
<b>Total Liabilities and Surplus</b> . . . . .	\$421,504.61

## CAPITAL DEBT, DECEMBER 31, 1950

Gross debt . . . . .	. . . . .
Deductions . . . . .	. . . . .
Net debt . . . . .	. . . . .
<b>Average Assessed Valuations</b>	
Real Property 1948-1949-1950 . . . . .	\$29,634,570.00
Per Cent of Net Debt . . . . .	. . . . .

# MERCER COUNTY



### County Seat: Trenton

Population Census, 1950 .....	229,412
1940 .....	197,318
Land Area (sq. mi.) .....	226.0
Density (per sq. mi.) .....	1,015.10
Net Valuation Taxable .....	\$276,513,928.00
Tax Levy (including Bank Stock Tax) .....	3,043,014.18
Tax Rate per \$100 of Valuation	1.08

## MERCER COUNTY

### EXPENDITURES AND REQUIRED PAYMENTS FOR 1950

#### General Government

Administrative and executive . . . . .	\$71,125.00
Department of Finance	
County treasurer's department . . . . .	22,974.80
County auditor's department . . . . .	.....
Legal Department	
County counsel's department . . . . .	13,925.00
County adjuster's department . . . . .	14,230.00
Investigator's department . . . . .	.....
Purchasing department . . . . .	4,060.00
County clerk . . . . .	132,450.00
Clerk of the board . . . . .	17,000.00
County register . . . . .	.....
County surrogate . . . . .	34,915.00
Building and grounds . . . . .	148,800.00

#### Judiciary

General county courts . . . . .	143,100.00
District Court (including juvenile and criminal district courts) . . . . .	32,925.00
Prosecutor's office . . . . .	81,000.00
Jury commission and juror's fees . . . . .	31,500.00
Law library . . . . .	.....

#### Regulation

Sheriff's office . . . . .	29,736.58
County police . . . . .	.....
Weights and measures department . . . . .	5,300.00
Board of taxation . . . . .	8,500.00
Chief medical examiner or county physician . . . . .	9,986.42
County health department . . . . .	.....
Mosquito extermination commission . . . . .	22,200.00
Board of elections . . . . .	42,975.00
Superintendent of elections . . . . .	54,900.00
Shade tree commission . . . . .	28,600.00
Other . . . . .	30,977.00

#### Roads and Bridges

Motor vehicle funds . . . . .	212,100.00
County funds . . . . .	161,545.20
*Lighting of highways . . . . .	11,700.00
*Engineering . . . . .	86,703.50
*Equipment . . . . .	13,500.00

#### Charities, Correctional and Penal

Penitentiary, jail, house of deten- tion . . . . .	367,800.00
Parental school . . . . .	.....
Probation department . . . . .	46,700.00
County welfare board (old age pensions) . . . . .	79,700.00
Crippled children . . . . .	30,000.00
Tubercular preventorium for children . . . . .	.....
Tubercular sanatorium . . . . .	140,700.00
Insane hospitals . . . . .	319,000.00
Epileptics . . . . .	34,000.00
Feeble-minded . . . . .	76,000.00
N. J. state board of children's guardians and widows pensions . . . . .	165,000.00
N. J. commission for the blind . . . . .	11,300.00
War veterans' burial and grave decorations . . . . .	9,700.00
County aid to general hospitals . . . . .	231,600.00
County hospitals . . . . .	.....
Orphanages and children's shelters . . . . .	28,700.00
Poor farms, almshouses, welfare homes . . . . .	.....
Other . . . . .	5,560.00

#### Education

County superintendent of schools . . . . .	8,050.00
Vocational schools . . . . .	.....
County extension service—farm and home demonstrations . . . . .	22,200.00
Junior colleges . . . . .	.....
Other . . . . .	.....

#### Recreation

Park commission . . . . .	.....
---------------------------	-------

#### Unclassified

Pension and retirement funds . . . . .	\$38,000.00
Insurance fund commission . . . . .	.....
Bounties . . . . .	500.00
Other . . . . .	33,306.38
<b>Contingent</b> . . . . .	<b>10,000.00</b>
Total County Functions . . . . .	<b>\$3,012,641.38</b>

#### Capital Improvements

\$46,485.25

#### Debt Service

Redemption of Bonds	
Road and bridge bonds . . . . .	\$46,000.00
Park bonds . . . . .	.....
Vocational school bonds . . . . .	.....
Other bonds . . . . .	444,000.00
Redemption of bond anticipation notes . . . . .	.....
Interest on Bonds	
Road and bridge bonds . . . . .	.....
Park bonds . . . . .	.....
Vocational school bonds . . . . .	.....
Other bonds . . . . .	75,225.75
Interest on bond anticipation notes . . . . .	.....
Interest on current loans (tax notes) . . . . .	.....
Expenses of bond sale . . . . .	.....
Total Debt Service . . . . .	<b>\$565,225.75</b>

#### Deferred Charges and Statutory Expenditures

Emergency revenues . . . . .	\$85,000.00
Other deferred charges . . . . .	132.87
Total County Expenditures . . . . .	<b>\$3,709,485.25</b>
Reserve for uncollected taxes . . . . .	.....
Grand Total Budget . . . . .	<b>\$3,709,485.25</b>

### RECEIPTS AND REVENUES REALIZED IN 1950 TO MEET EXPENDITURES AND REQUIRED PAYMENTS

Surplus revenue appropriated . . . . .	\$179,000.00
Miscellaneous revenues realized . . . . .	312,096.98
State-aid revenues realized . . . . .	315,339.91
Delinquent tax collections . . . . .	.....
Current tax collections—1950 levy . . . . .	3,024,000.00
Emergency borrowings . . . . .	.....
Total Receipts and Revenues . . . . .	<b>\$3,830,436.89</b>

#### CURRENT FINANCES, DECEMBER 31, 1950

Cash . . . . .	\$428,100.46
Accounts receivable . . . . .	42,454.42
State road aid receivable . . . . .	1,500.00
Other assets . . . . .	.....
Emergencies and deferred charges . . . . .	21,485.25
<b>Total Assets</b> . . . . .	<b>\$493,540.13</b>
Cash liabilities . . . . .	\$259,326.94
Reserves . . . . .	43,954.42
Surplus revenue . . . . .	190,258.77
<b>Total Liabilities and Surplus</b> . . . . .	<b>\$493,540.13</b>

#### CAPITAL DEBT, DECEMBER 31, 1950

Gross debt . . . . .	\$3,136,485.00
Deductions . . . . .	10,000.00
Net debt . . . . .	<b>\$3,126,485.00</b>

<b>Average Assessed Valuations</b>	
Real Property 1948-1949-1950 . . . . .	\$227,911,190.00
Per Cent of Net Debt . . . . .	1.37

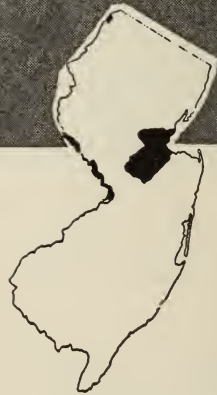
\* Included in motor vehicle and/or county funds.

# MIDDLESEX COUNTY



**County Seat: New Brunswick**

Population Census, 1950 .....	264,659
1940 .....	217,077
Land Area (sq. mi.) .....	308.8
Density (per sq. mi.) .....	857.06
Net Valuation Taxable .....	\$249,677,898.00
Tax Levy (including Bank Stock Tax) .....	4,081,271.48
Tax Rate per \$100 of Valuation	1.62



# MIDDLESEX COUNTY

## EXPENDITURES AND REQUIRED PAYMENTS FOR 1950

### General Government

Administrative and executive . . . . .	\$77,714.52
Department of Finance	
County treasurer's department . . . . .	30,576.25
County auditor's department . . . . .	. . . . .
Legal Department	
County counsel's department . . . . .	9,200.00
County adjuster's department . . . . .	5,500.00
Investigator's department . . . . .	. . . . .
Purchasing department . . . . .	9,260.00
County clerk . . . . .	137,047.80
Clerk of the board . . . . .	9,703.75
County register . . . . .	37,840.00
County surrogate . . . . .	. . . . .
Building and grounds . . . . .	113,720.00

### Judiciary

General county courts . . . . .	116,166.69
District Court (including juvenile and criminal district courts) . . . . .	51,045.00
Prosecutor's office . . . . .	78,325.61
Jury commission and juror's fees . . . . .	45,250.00
Law library . . . . .	3,500.00

### Regulation

Sheriff's office . . . . .	36,995.00
County police . . . . .	. . . . .
Weights and measures department . . . . .	17,120.00
Board of taxation . . . . .	9,540.00
Chief medical examiner or county physician . . . . .	19,000.00
County health department . . . . .	37,710.00
Mosquito extermination commission . . . . .	42,785.00
Board of elections . . . . .	111,482.20
Superintendent of elections . . . . .	2,250.00
Shade tree commission . . . . .	. . . . .
Other . . . . .	. . . . .

### Roads and Bridges

Motor vehicle funds . . . . .	436,688.55
County funds . . . . .	290,082.91
*Lighting of highways . . . . .	2,760.00
*Engineering . . . . .	22,000.00
*Equipment . . . . .	. . . . .

### Charities, Correctional and Penal

Penitentiary, jail, house of deten- tion . . . . .	188,117.00
Parental school . . . . .	. . . . .
Probation department . . . . .	37,950.00
County welfare board (old age pensions) . . . . .	139,608.05
Crippled children . . . . .	6,000.00
Tubercular preventorium for children . . . . .	. . . . .
Tubercular sanatorium . . . . .	605,486.84
Insane hospitals . . . . .	399,963.20
Epileptics . . . . .	48,157.20
Feeble-minded . . . . .	90,745.20
N. J. state board of children's guardians and widows pensions . . . . .	276,041.38
N. J. commission for the blind . . . . .	10,382.63
War veterans' burial and grave decorations . . . . .	6,400.00
County aid to general hospitals . . . . .	202,750.00
County hospitals . . . . .	35,500.00
Orphanages and children's shelters . . . . .	. . . . .
Poor farms, almshouses, welfare homes . . . . .	. . . . .
Other . . . . .	65,057.68

### Education

County superintendent of schools . . . . .	5,780.00
Vocational schools . . . . .	293,000.00
County extension service—farm and home demonstrations . . . . .	18,260.00
Junior colleges . . . . .	. . . . .
Other . . . . .	. . . . .

### Recreation

Park commission . . . . .	139,220.00
---------------------------	------------

\* Included in motor vehicle and/or county funds.

### Unclassified

Pension and retirement funds . . . . .	\$111,316.48
Insurance fund commission . . . . .	. . . . .
Bounties . . . . .	. . . . .
Other . . . . .	15,000.00
<b>Contingent</b> . . . . .	<b>5,000.00</b>

Total County Functions . . . . . \$4,428,238.94

**Capital Improvements** . . . . . \$30,000.00

### Debt Service

Redemption of Bonds	
Road and bridge bonds . . . . .	. . . . .
Park bonds . . . . .	. . . . .
Vocational school bonds . . . . .	. . . . .
Other bonds . . . . .	\$524,892.37
Redemption of bond anticipation notes . . . . .	. . . . .
Interest on Bonds	
Road and bridge bonds . . . . .	. . . . .
Park bonds . . . . .	. . . . .
Vocational school bonds . . . . .	. . . . .
Other bonds . . . . .	99,196.75
Interest on bond anticipation notes . . . . .	2,000.00
Interest on current loans (tax notes) . . . . .	1,000.00
Expenses of bond sale . . . . .	. . . . .
<b>Total Debt Service</b> . . . . .	<b>\$627,089.12</b>

### Deferred Charges and Statutory Expenditures

Emergency revenues . . . . .	\$31,760.35
Other deferred charges . . . . .	1,899.50
<b>Total County Expenditures</b> . . . . .	<b>\$5,118,987.91</b>

Reserve for uncollected taxes . . . . . \$2,040.64

Grand Total Budget . . . . . \$5,121,028.55

### RECEIPTS AND REVENUES REALIZED IN 1950 TO MEET EXPENDITURES AND REQUIRED PAYMENTS

Surplus revenue appropriated . . . . .	\$200,000.00
Miscellaneous revenues realized . . . . .	400,648.70
State-aid revenues realized . . . . .	524,741.23
Delinquent tax collections . . . . .	. . . . .
Current tax collections—1950 levy . . . . .	4,147,330.50
Emergency borrowings . . . . .	. . . . .
<b>Total Receipts and Revenues</b> . . . . .	<b>\$5,272,720.43</b>

### CURRENT FINANCES, DECEMBER 31, 1950

Cash . . . . .	\$780,623.61
Accounts receivable . . . . .	65,481.28
State road aid receivable . . . . .	. . . . .
Other assets . . . . .	792.60
Emergencies and deferred charges . . . . .	17,367.07
<b>Total Assets</b> . . . . .	<b>\$864,264.56</b>

Cash liabilities . . . . .	\$444,019.68
Reserves . . . . .	66,273.88
Surplus revenue . . . . .	353,971.00
<b>Total Liabilities and Surplus</b> . . . . .	<b>\$864,264.56</b>

### CAPITAL DEBT, DECEMBER 31, 1950

Gross debt . . . . .	\$4,269,367.00
Deductions . . . . .	145,074.00
<b>Net debt</b> . . . . .	<b>\$4,124,293.00</b>

### Average Assessed Valuations


Real Property 1948-1949-1950 . . . . .	\$213,406,437.00
Per Cent of Net Debt . . . . .	1.93

# MONMOUTH COUNTY



**County Seat: Freehold**

Population Census, 1950 .....	223,306
1940 .....	161,238
Land Area (sq. mi.) .....	477.0
Density (per sq. mi.) .....	468.15
Net Valuation Taxable .....	\$198,940,101.00
Tax Levy (including Bank Stock Tax) .....	3,021,842.17
Tax Rate per \$100 of Valuation	1.49



# MONMOUTH COUNTY

## EXPENDITURES AND REQUIRED PAYMENTS FOR 1950

### General Government

Administrative and executive . . . . .	\$27,500.00
Department of Finance	
County treasurer's department . . . . .	22,524.00
County auditor's department . . . . .	
Legal Department	
County counsel's department . . . . .	5,000.00
County adjuster's department . . . . .	6,960.49
Investigator's department . . . . .	
Purchasing department . . . . .	
County clerk . . . . .	132,249.00
Clerk of the board . . . . .	26,762.00
County register . . . . .	
County surrogate . . . . .	43,137.00
Building and grounds . . . . .	62,003.00

### Judiciary

General county courts . . . . .	127,744.50
District Court (including juvenile and criminal district courts) . . . . .	37,565.99
Prosecutor's office . . . . .	120,889.64
Jury commission and juror's fees . . . . .	85,299.00
Law library . . . . .	1,350.00

### Regulation

Sheriff's office . . . . .	53,117.08
County police . . . . .	32,013.00
Weights and measures department . . . . .	17,041.00
Board of taxation . . . . .	10,555.00
Chief medical examiner or county physician . . . . .	5,908.00
County health department . . . . .	26,109.50
Mosquito extermination commission . . . . .	25,000.00
Board of elections . . . . .	106,792.32
Superintendent of elections . . . . .	
Shade tree commission . . . . .	
Other . . . . .	920.00

### Roads and Bridges

Motor vehicle funds . . . . .	422,974.57
County funds . . . . .	297,238.87
*Lighting of highways . . . . .	4,800.00
*Engineering . . . . .	
*Equipment . . . . .	13,600.00

### Charities, Correctional and Penal

Penitentiary, jail, house of detention . . . . .	65,364.50
Parental school . . . . .	
Probation department . . . . .	39,229.00
County welfare board (old age pensions) . . . . .	324,349.61
Crippled children . . . . .	5,000.00
Tubercular preventorium for children . . . . .	
Tubercular sanatorium . . . . .	194,109.95
Insane hospitals . . . . .	269,843.60
Epileptics . . . . .	20,903.27
Feeble-minded . . . . .	60,092.65
N. J. state board of children's guardians and widows pensions . . . . .	144,271.74
N. J. commission for the blind . . . . .	12,000.00
War veterans' burial and grave decorations . . . . .	8,622.45
County aid to general hospitals . . . . .	275,000.00
County hospitals . . . . .	
Orphanages and children's shelters . . . . .	2,250.00
Poor farms, almshouses, welfare homes . . . . .	
Other . . . . .	

### Education

County superintendent of schools . . . . .	6,688.00
Vocational schools . . . . .	
County extension service—farm and home demonstrations . . . . .	17,281.68
Junior colleges . . . . .	12,500.00
Other . . . . .	8,060.00

### Recreation

Park commission . . . . .	
---------------------------	--

\* Included in motor vehicle and/or county funds.

### Unclassified

Pension and retirement funds . . . . .	\$81,742.50
Insurance fund commission . . . . .	18,000.00
Bounties . . . . .	
Other . . . . .	88,727.08
<b>Contingent</b> . . . . .	<b>10,000.00</b>

Total County Functions . . . . . **\$3,360,689.99**

### Capital Improvements

\$40,000.00

### Debt Service

Redemption of Bonds	
Road and bridge bonds . . . . .	\$170,000.00
Park bonds . . . . .	
Vocational school bonds . . . . .	
Other bonds . . . . .	309,000.00
Redemption of bond anticipation notes . . . . .	
Interest on Bonds	
Road and bridge bonds . . . . .	22,592.50
Park bonds . . . . .	
Vocational school bonds . . . . .	
Other bonds . . . . .	66,768.00
Interest on bond anticipation notes . . . . .	
Interest on current loans (tax notes) . . . . .	3,500.00
Expenses of bond sale . . . . .	500.00
<b>Total Debt Service</b> . . . . .	<b>\$572,360.50</b>

### Deferred Charges and Statutory Expenditures

Emergency revenues . . . . .	\$45,614.66
Other deferred charges . . . . .	
<b>Total County Expenditures</b> . . . . .	<b>\$4,018,665.15</b>

Reserve for uncollected taxes . . . . .

Grand Total Budget . . . . . **\$4,018,665.15**

### RECEIPTS AND REVENUES REALIZED IN 1950 TO MEET EXPENDITURES AND REQUIRED PAYMENTS

Surplus revenue appropriated . . . . .	\$100,000.00
Miscellaneous revenues realized . . . . .	459,469.07
State-aid revenues realized . . . . .	563,283.44
Delinquent tax collections . . . . .	
Current tax collections—1950 levy . . . . .	2,982,074.83
Emergency borrowings . . . . .	
<b>Total Receipts and Revenues</b> . . . . .	<b>\$4,104,827.34</b>

### CURRENT FINANCES, DECEMBER 31, 1950

Cash . . . . .	\$462,972.18
Accounts receivable . . . . .	1,600.00
State road aid receivable . . . . .	
Other assets . . . . .	19,005.72
Emergencies and deferred charges . . . . .	76,638.06
<b>Total Assets</b> . . . . .	<b>\$560,215.96</b>
Cash liabilities . . . . .	\$133,069.74
Reserves . . . . .	20,605.72
Surplus revenue . . . . .	406,540.50
<b>Total Liabilities and Surplus</b> . . . . .	<b>\$560,215.96</b>

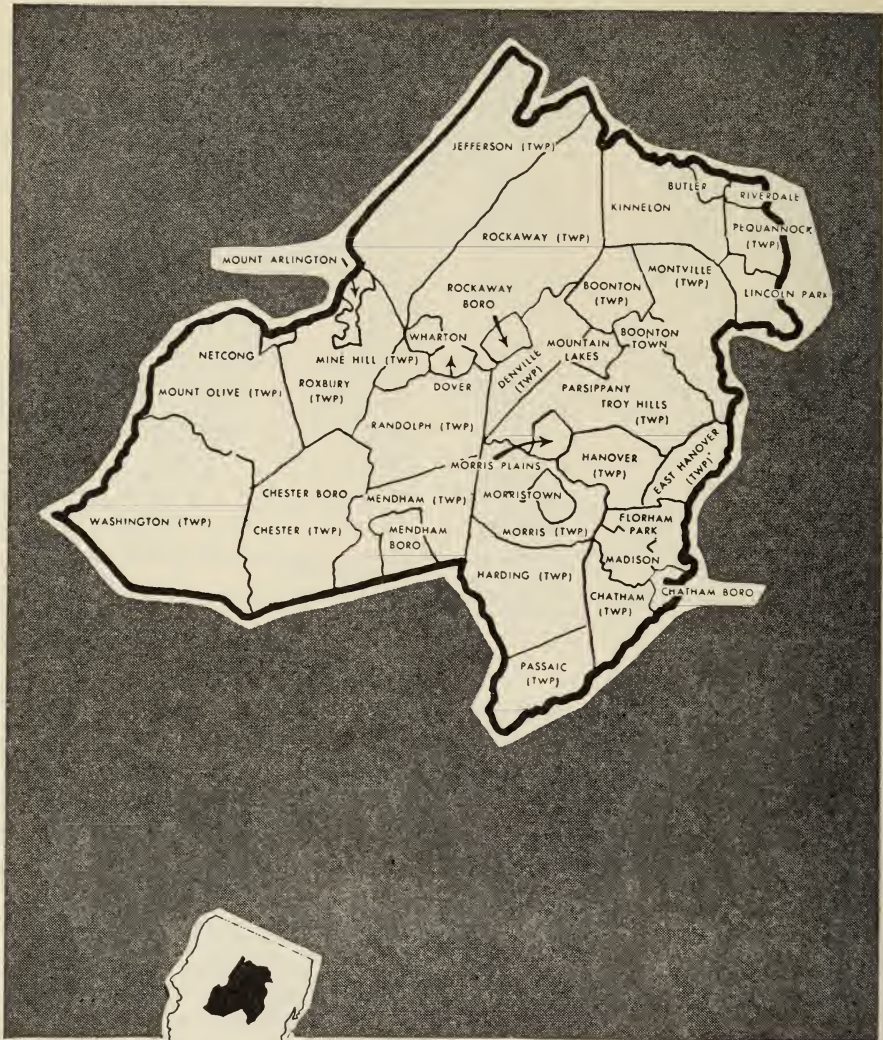
### CAPITAL DEBT, DECEMBER 31, 1950

Gross debt . . . . .	\$5,914,783.00
Deductions . . . . .	3,656.00
<b>Net debt</b> . . . . .	<b>\$5,911,127.00</b>

### Average Assessed Valuations

Real Property 1948-1949-1950 . . . . .	\$183,141,974.00
<b>Per Cent of Net Debt</b> . . . . .	<b>3.22</b>

# MORRIS COUNTY



**County Seat: Morristown**

Population Census, 1950	164,613
1940	125,732
Land Area (sq. mi.)	477.7
Density (per sq. mi.)	344.59
Net Valuation Taxable	\$152,254,642.00
Tax Levy (including Bank Stock Tax)	1,551,854.83
Tax Rate per \$100 of Valuation	0.97

# MORRIS COUNTY

## EXPENDITURES AND REQUIRED PAYMENTS FOR 1950

<b>General Government</b>	
Administrative and executive .....	\$56,350.00
Department of Finance	
County treasurer's department ..	10,795.00
County auditor's department .....	
Legal Department	
County counsel's department .....	7,000.00
County adjuster's department ..	4,320.00
Investigator's department .....	
Purchasing department .....	
County clerk .....	111,475.00
Clerk of the board .....	16,980.00
County register .....	35,680.00
County surrogate .....	35,320.00
Building and grounds .....	
<b>Judiciary</b>	
General county courts .....	39,500.00
District Court (including juvenile and criminal district courts) ..	37,060.00
Prosecutor's office .....	25,220.00
Jury commission and juror's fees ..	20,800.00
Law library .....	1,450.00
<b>Regulation</b>	
Sheriff's office .....	26,330.00
County police .....	
Weights and measures department ..	8,290.00
Board of taxation .....	2,900.00
Chief medical examiner or county physician .....	5,335.00
County health department .....	
Mosquito extermination commission ..	35,000.00
Board of elections .....	104,014.10
Superintendent of elections .....	
Shade tree commission .....	3,600.00
Other .....	
<b>Roads and Bridges</b>	
Motor vehicle funds .....	388,160.86
County funds .....	26,939.14
*Lighting of highways .....	5,000.00
*Engineering .....	21,000.00
*Equipment .....	
<b>Charities, Correctional and Penal</b>	
Penitentiary, jail, house of detention .....	49,270.00
Parental school .....	
Probation department .....	19,250.00
County welfare board (old age pensions) .....	97,896.00
Crippled children .....	4,000.00
Tubercular preventorium for children .....	
Tubercular sanatorium .....	121,303.00
Insane hospitals .....	175,000.00
Epileptics .....	23,000.00
Feeble-minded .....	44,000.00
N. J. state board of children's guardians and widows pensions ..	168,000.00
N. J. commission for the blind ..	4,300.00
War veterans' burial and grave decorations .....	2,050.00
County aid to general hospitals ..	135,000.00
County hospitals .....	
Orphanages and children's shelters ..	2,000.00
Poor farms, almshouses, welfare homes .....	100,645.00
Other .....	
<b>Education</b>	
County superintendent of schools ..	7,140.00
Vocational schools .....	
County extension service—farm and home demonstrations .....	16,005.00
Junior colleges .....	
Other .....	4,000.00
<b>Recreation</b>	
Park commission .....	

\* Included in motor vehicle and/or county funds.

<b>Unclassified</b>	
Pension and retirement funds .....	\$75,206.29
Insurance fund commission .....	
Rounties .....	2,500.00
Other .....	54,086.85
<b>Contingent</b>	
.....	471.91
Total County Functions .....	
	<u>\$2,107,643.15</u>
<b>Capital Improvements</b> .....	
	<u>\$40,000.00</u>
<b>Debt Service</b>	
Redemption of Bonds	
Road and bridge bonds .....	
Park bonds .....	
Vocational school bonds .....	
Other bonds .....	\$50,000.00
Redemption of bond anticipation notes .....	
Interest on Bonds	
Road and bridge bonds .....	
Park bonds .....	
Vocational school bonds .....	
Other bonds .....	13,912.50
Interest on bond anticipation notes ..	
Interest on current loans (tax notes) .....	15.85
Expenses of bond sale .....	
Total Debt Service .....	
	<u>\$63,928.35</u>
<b>Deferred Charges and Statutory Expenditures</b>	
Emergency revenues .....	\$42,602.03
Other deferred charges .....	8,890.54
Total County Expenditures ..	
	<u>\$2,263,064.07</u>
Reserve for uncollected taxes .....	
Grand Total Budget .....	
	<u><u>\$2,263,064.07</u></u>

## RECEIPTS AND REVENUES REALIZED IN 1950 TO MEET EXPENDITURES AND REQUIRED PAYMENTS

Surplus revenue appropriated .....	\$13,346.97
Miscellaneous revenues realized .....	269,728.50
State-aid revenues realized .....	502,024.67
Delinquent tax collections .....	
Current tax collections—1950 levy ..	1,499,897.60
Emergency borrowings .....	
Total Receipts and Revenues ..	
	<u><u>\$2,284,997.74</u></u>

## CURRENT FINANCES, DECEMBER 31, 1950

Cash .....	\$211,749.55
Accounts receivable .....	5,787.40
State road aid receivable .....	10,639.87
Other assets .....	
Emergencies and deferred charges ..	54,375.91
Total Assets .....	
	<u>\$282,552.73</u>
Cash liabilities .....	\$147,224.87
Reserves .....	16,427.27
Surplus revenue .....	118,900.59
Total Liabilities and Surplus ..	
	<u><u>\$282,552.73</u></u>

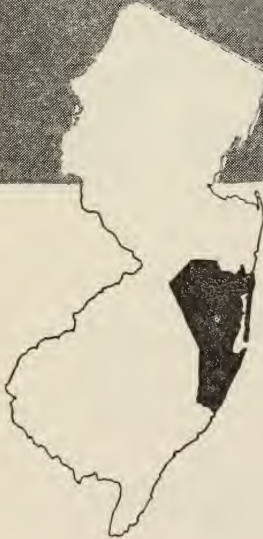
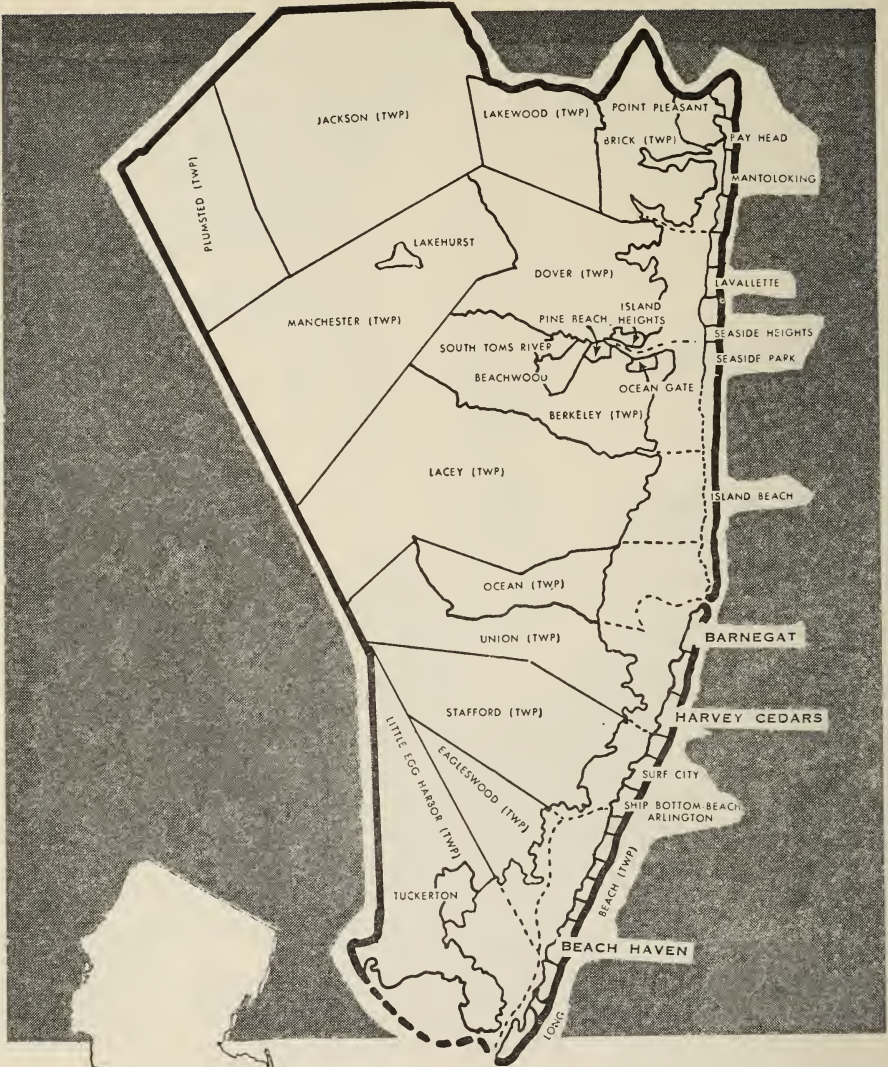
## CAPITAL DEBT, DECEMBER 31, 1950

Gross debt .....	\$1,040,000.00
Deductions .....	
Net debt .....	
	<u>\$1,040,000.00</u>

## Average Assessed Valuations

Real Property 1948-1949-1950 ..	\$132,355,897.00
Per Cent of Net Debt .....	0.79

# OCEAN COUNTY



**County Seat: Toms River**

Population Census, 1950 .....	56,117
1940 .....	37,706
Land Area (sq. mi.) .....	641.0
Density (per sq. mi.) .....	87.55
Net Valuation Taxable .....	\$59,449,865.00
Tax Levy (including Bank Stock Tax) .....	1,217,277.99
Tax Rate per \$100 of Valuation	1.99

# OCEAN COUNTY

## EXPENDITURES AND REQUIRED PAYMENTS FOR 1950

### General Government

Administrative and executive . . . . .	\$74,520.00
Department of Finance	
County treasurer's department . . . . .	17,360.00
County auditor's department . . . . .	.....
Legal Department	
County counsel's department . . . . .	8,175.00
County adjuster's department . . . . .	4,000.00
Investigator's department . . . . .	.....
Purchasing department . . . . .	.....
County clerk . . . . .	48,088.80
Clerk of the board . . . . .	8,236.00
County register . . . . .	.....
County surrogate . . . . .	14,737.00
Building and grounds . . . . .	40,822.00

### Judiciary

General county courts . . . . .	44,795.10
District Court (including juvenile and criminal district courts) . . . . .	3,815.00
Prosecutor's office . . . . .	39,340.00
Jury commission and juror's fees . . . . .	21,080.00
Law library . . . . .	1,339.25

### Regulation

Sheriff's office . . . . .	37,652.00
County police . . . . .	.....
Weights and measures department . . . . .	3,160.00
Board of taxation . . . . .	9,820.00
Chief medical examiner or county physician . . . . .	3,450.00
County health department . . . . .	28,470.00
Mosquito extermination commission . . . . .	34,500.00
Board of elections . . . . .	40,260.00
Superintendent of elections . . . . .	.....
Shade tree commission . . . . .	.....
Other . . . . .	24,700.00

### Roads and Bridges

Motor vehicle funds . . . . .	719,164.41
County funds . . . . .	133,395.59
*Lighting of highways . . . . .	2,800.00
*Engineering . . . . .	44,210.00
*Equipment . . . . .	.....

### Charities, Correctional and Penal

Penitentiary, jail, house of deten- tion . . . . .	25,405.00
Parental school . . . . .	.....
Probation department . . . . .	6,780.00
County welfare board (old age pensions) . . . . .	62,850.34
Crippled children . . . . .	22,375.00
Tubercular preventorium for children . . . . .	.....
Tubercular sanatorium . . . . .	58,652.77
Insane hospitals . . . . .	57,200.00
Epileptics . . . . .	8,265.00
Feeble-minded . . . . .	10,000.00
N. J. state board of children's guardians and widows pensions . . . . .	51,330.04
N. J. commission for the blind . . . . .	3,051.96
War veterans' burial and grave decorations . . . . .	1,040.00
County aid to general hospitals . . . . .	74,118.90
County hospitals . . . . .	.....
Orphanages and children's shelters . . . . .	.....
Poor farms, almshouses, welfare homes . . . . .	.....
Other . . . . .	16,927.30

### Education

County superintendent of schools . . . . .	10,400.00
Vocational schools . . . . .	.....
County extension service—farm and home demonstrations . . . . .	13,979.84
Junior colleges . . . . .	.....
Other . . . . .	.....

### Recreation

Park commission . . . . .	35,875.00
---------------------------	-----------

\* Included in motor vehicle and/or county funds.

### Unclassified

Pension and retirement funds . . . . .	\$38,397.80
Insurance fund commission . . . . .	.....
Bounties . . . . .	1,000.00
Other . . . . .	41,255.84
<b>Contingent</b> . . . . .	<b>20,000.00</b>

Total County Functions . . . . . **\$1,919,784.94**

### Capital Improvements

\$17,000.00

### Debt Service

Redemption of Bonds	
Road and bridge bonds . . . . .	\$112,500.00
Park bonds . . . . .	.....
Vocational school bonds . . . . .	.....
Other bonds . . . . .	43,500.00
Redemption of bond anticipation notes . . . . .	.....
Interest on Bonds	
Road and bridge bonds . . . . .	14,571.75
Park bonds . . . . .	.....
Vocational school bonds . . . . .	.....
Other bonds . . . . .	3,830.00
Interest on bond anticipation notes . . . . .	.....
Interest on current loans (tax notes) . . . . .	.....
Expenses of bond sale . . . . .	.....

Total Debt Service . . . . . **\$174,401.75**

### Deferred Charges and Statutory Expenditures

Emergency revenues . . . . .	\$6,000.00
Other deferred charges . . . . .	86,086.86

Total County Expenditures . . . . . **\$2,203,273.55**

Reserve for uncollected taxes . . . . .

Grand Total Budget . . . . . **\$2,203,273.55**

### RECEIPTS AND REVENUES REALIZED IN 1950 TO MEET EXPENDITURES AND REQUIRED PAYMENTS

Surplus revenue appropriated . . . . .	.....
Miscellaneous revenues realized . . . . .	\$231,546.63
State-aid revenues realized . . . . .	730,966.35
Delinquent tax collections . . . . .	.....
Current tax collections—1950 levy . . . . .	1,216,145.79
Emergency borrowings . . . . .	.....

Total Receipts and Revenues . . . . . **\$2,178,658.77**

### CURRENT FINANCES, DECEMBER 31, 1950

Cash . . . . .	\$158,569.79
Accounts receivable . . . . .	91,684.37
State road aid receivable . . . . .	.....
Other assets . . . . .	32.14
Emergencies and deferred charges . . . . .	31,825.15

Total Assets . . . . . **\$282,111.45**

Cash liabilities . . . . .	\$159,223.98
Reserves . . . . .	91,716.51
Surplus revenue . . . . .	31,170.96

Total Liabilities and Surplus . . . . . **\$282,111.45**

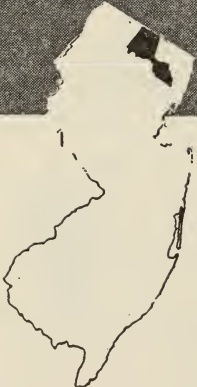
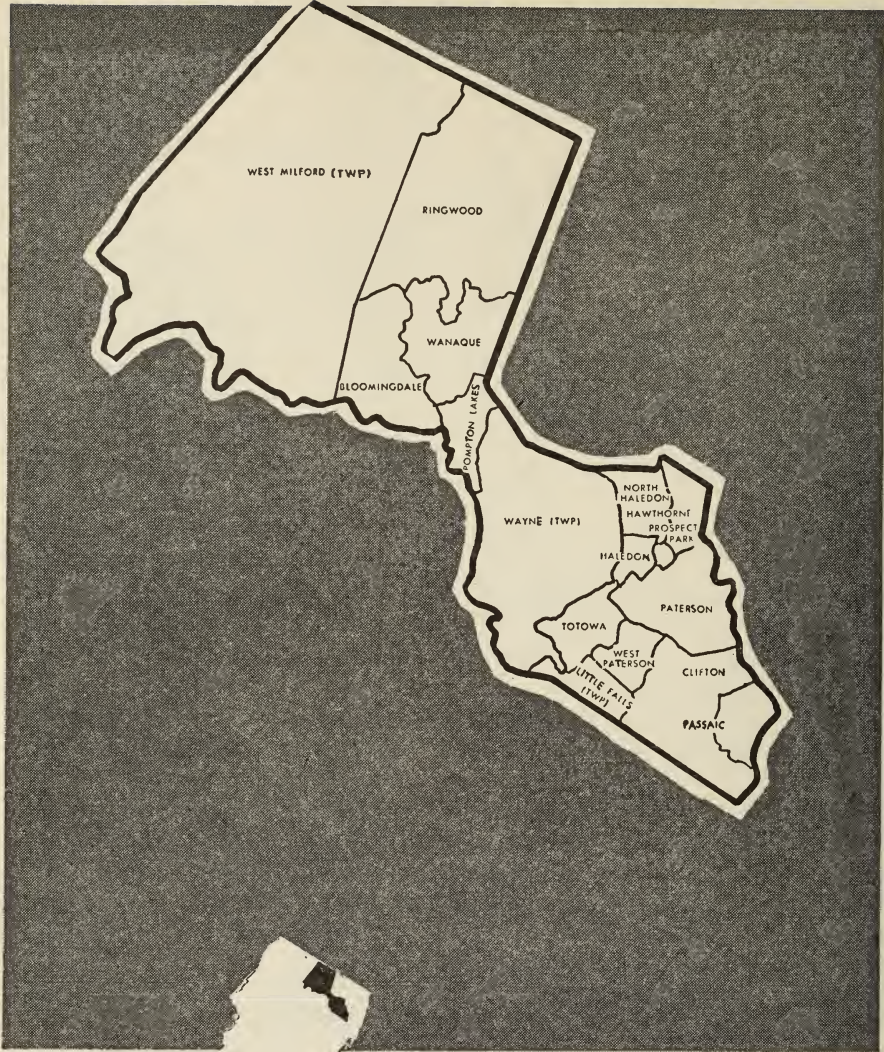
### CAPITAL DEBT, DECEMBER 31, 1950

Gross debt . . . . .	\$1,306,000.00
Deductions . . . . .	.....

Net debt . . . . . **\$1,306,000.00**

<b>Average Assessed Valuations</b>	
Real Property 1948-1949-1950 . . . . .	\$52,550,231.00
Per Cent of Net Debt . . . . .	2.48

# PASSAIC COUNTY



### County Seat: Paterson

Population Census, 1950 .....	337,308
1940 .....	309,353
Land Area (sq. mi.) .....	192.2
Density (per sq. mi.) .....	1,754.98
Net Valuat on Taxable .....	\$448,686,730.00
Tax Levy (including Bank Stock Tax) .....	4,078,318.96
Tax Rate per \$100 of Valuation	0.89

PASSAIC COUNTY

EXPENDITURES AND REQUIRED PAYMENTS FOR 1950

<b>General Government</b>	
Administrative and executive . . . . .	\$124,262.50
Department of Finance	
County treasurer's department . . . . .	36,580.00
County auditor's department . . . . .	.....
Legal Department	
County counsel's department . . . . .	13,670.00
County adjuster's department . . . . .	15,140.00
Investigator's department . . . . .	.....
Purchasing department . . . . .	.....
County clerk . . . . .	128,060.00
Clerk of the board . . . . .	20,500.00
County register . . . . .	67,375.00
County surrogate . . . . .	46,590.00
Building and grounds . . . . .	113,855.00

<b>Judiciary</b>	
General county courts . . . . .	95,200.89
District Court (including juvenile and criminal district courts) . . . . .	224,151.00
Prosecutor's office . . . . .	129,000.00
Jury commission and juror's fees . . . . .	46,850.00
Law library . . . . .	5,396.49

<b>Regulation</b>	
Sheriff's office . . . . .	89,372.63
County police . . . . .	.....
Weights and measures department . . . . .	6,150.00
Board of taxation . . . . .	26,320.00
Chief medical examiner or county physician . . . . .	16,690.00
County health department . . . . .	.....
Mosquito extermination commission . . . . .	40,200.00
Board of elections . . . . .	131,670.00
Superintendent of elections . . . . .	.....
Shade tree commission . . . . .	.....
Other . . . . .	5,655.00

<b>Roads and Bridges</b>	
Motor vehicle funds . . . . .	430,990.00
County funds . . . . .	200,042.20
*Lighting of highways . . . . .	43,000.00
*Engineering . . . . .	64,480.00
*Equipment . . . . .	10,000.00

<b>Charities, Correctional and Penal</b>	
Penitentiary, jail, house of detention . . . . .	147,844.99
Parental school . . . . .	.....
Probation department . . . . .	68,837.00
County welfare board (old age pensions) . . . . .	183,000.00
Crippled children . . . . .	7,705.00
Tubercular preventorium for children . . . . .	.....
Tubercular sanatorium . . . . .	478,871.00
Insane hospitals . . . . .	525,741.00
Epileptics . . . . .	48,000.00
Feeble-minded . . . . .	122,000.00
N. J. state board of children's guardians and widows pensions . . . . .	216,000.00
N. J. commission for the blind . . . . .	18,000.00
War veterans' burial and grave decorations . . . . .	3,240.00
County aid to general hospitals . . . . .	250,000.00
County hospitals . . . . .	.....
Orphanages and children's shelters . . . . .	45,070.00
Poor farms, almshouses, welfare homes . . . . .	395,990.00
Other . . . . .	.....

<b>Education</b>	
County superintendent of schools . . . . .	5,900.00
Vocational schools . . . . .	.....
County extension service—farm and home demonstrations . . . . .	18,430.00
Junior colleges . . . . .	.....
Other . . . . .	.....

<b>Recreation</b>	
Park commission . . . . .	96,400.00

\* Included in motor vehicle and/or county funds.

<b>Unclassified</b>	
Pension and retirement funds . . . . .	\$90,105.00
Insurance fund commission . . . . .	.....
Bounties . . . . .	1,500.00
Other . . . . .	17,153.43
<b>Contingent</b> . . . . .	15,000.00
<hr/>	
Total County Functions . . . . .	\$4,768,508.13

<b>Capital Improvements</b> . . . . .	\$12,000.00
---------------------------------------	-------------

<b>Debt Service</b>	
Redemption of Bonds	
Road and bridge bonds . . . . .	\$215,000.00
Park bonds . . . . .	.....
Vocational school bonds . . . . .	.....
Other bonds . . . . .	245,000.00
Redemption of bond anticipation notes . . . . .	.....
Interest on Bonds	
Road and bridge bonds . . . . .	.....
Park bonds . . . . .	.....
Vocational school bonds . . . . .	.....
Other bonds . . . . .	218,172.50
Interest on bond anticipation notes . . . . .	.....
Interest on current loans (tax notes) . . . . .	.....
Expenses of bond sale . . . . .	.....
<hr/>	
Total Debt Service . . . . .	\$678,172.50

<b>Deferred Charges and Statutory Expenditures</b>	
Emergency revenues . . . . .	\$160,766.10
Other deferred charges . . . . .	.....
<hr/>	
Total County Expenditures . . . . .	\$5,619,446.73

Reserve for uncollected taxes . . . . .	\$815.66
<hr/>	
Grand Total Budget . . . . .	\$5,620,262.39

<b>RECEIPTS AND REVENUES REALIZED IN 1950 TO MEET EXPENDITURES AND REQUIRED PAYMENTS</b>	
Surplus revenue appropriated . . . . .	\$600,000.00
Miscellaneous revenues realized . . . . .	665,531.80
State-aid revenues realized . . . . .	526,240.06
Delinquent tax collections . . . . .	.....
Current tax collections—1950 levy . . . . .	4,078,318.96
Emergency borrowings . . . . .	.....
<hr/>	
Total Receipts and Revenues . . . . .	\$5,870,090.82

<b>CURRENT FINANCES, DECEMBER 31, 1950</b>	
Cash . . . . .	\$1,085,810.39
Accounts receivable . . . . .	18,733.76
State road aid receivable . . . . .	.....
Other assets . . . . .	1,191.35
Emergencies and deferred charges . . . . .	17,153.43
<hr/>	
<b>Total Assets</b> . . . . .	\$1,122,888.93
Cash liabilities . . . . .	\$429,271.03
Reserves . . . . .	19,925.11
Surplus revenue . . . . .	673,692.79
<hr/>	
<b>Total Liabilities and Surplus</b> . . . . .	\$1,122,888.93

<b>CAPITAL DEBT, DECEMBER 31, 1950</b>	
Gross debt . . . . .	\$5,547,000.00
Deductions . . . . .	.....
<hr/>	
Net debt . . . . .	\$5,547,000.00

<b>Average Assessed Valuations</b>	
Real Property 1948-1949-1950 . . . . .	\$378,439,689.00
Per Cent of Net Debt . . . . .	1.46

# SALEM COUNTY



**County Seat: Salem**

Population Census, 1950 .....	49,615
1940 .....	42,274
Land Area (sq. mi.) .....	343.02
Density (per sq. mi.) .....	144.64
Net Valuation Taxable .....	\$56,294,369.00
Tax Levy (including Bank Stock Tax) .....	613,000.00
Tax Rate per \$100 of Valuation	1.08



# SALEM COUNTY

## EXPENDITURES AND REQUIRED PAYMENTS FOR 1950

### General Government

Administrative and executive . . . . .	\$16,300.00
Department of Finance	
County treasurer's department . . . . .	8,700.00
County auditor's department . . . . .	2,000.00
Legal Department	
County counsel's department . . . . .	3,450.00
County adjuster's department . . . . .	1,740.00
Investigator's department . . . . .	. . . . .
Purchasing department . . . . .	. . . . .
County clerk . . . . .	22,050.00
Clerk of the board . . . . .	1,690.77
County register . . . . .	. . . . .
County surrogate . . . . .	13,000.00
Building and grounds . . . . .	24,500.00

### Judiciary

General county courts . . . . .	40,000.00
District Court (including juvenile and criminal district courts) . . . . .	. . . . .
Prosecutor's office . . . . .	7,100.00
Jury commission and juror's fees . . . . .	4,900.00
Law library . . . . .	1,050.00

### Regulation

Sheriff's office . . . . .	18,400.00
County police . . . . .	. . . . .
Weights and measures department . . . . .	3,500.00
Board of taxation . . . . .	1,440.00
Chief medical examiner or county physician . . . . .	2,650.00
County health department . . . . .	. . . . .
Mosquito extermination commission . . . . .	. . . . .
Board of elections . . . . .	30,400.00
Superintendent of elections . . . . .	. . . . .
Shade tree commission . . . . .	. . . . .
Other . . . . .	. . . . .

### Roads and Bridges

Motor vehicle funds . . . . .	347,702.18
County funds . . . . .	7,000.00
*Lighting of highways . . . . .	2,500.00
Engineering . . . . .	. . . . .
Equipment . . . . .	. . . . .

### Charities, Correctional and Penal

Penitentiary, jail, house of detention . . . . .	15,900.00
Parental school . . . . .	. . . . .
Probation department . . . . .	. . . . .
County welfare board (old age pensions) . . . . .	51,832.00
Crippled children . . . . .	300.00
Tubercular preventorium for children . . . . .	. . . . .
Tubercular sanatorium . . . . .	23,660.00
Insane hospitals . . . . .	65,200.00
Epileptics . . . . .	11,100.00
Feeble-minded . . . . .	23,550.00
N. J. state board of children's guardians and widows pensions . . . . .	43,625.00
N. J. commission for the blind . . . . .	3,025.00
War veterans' burial and grave decorations . . . . .	800.00
County aid to general hospitals . . . . .	42,660.00
County hospitals . . . . .	. . . . .
Orphanages and children's shelters . . . . .	. . . . .
Poor farms, almshouses, welfare homes . . . . .	83,750.00
Other . . . . .	. . . . .

### Education

County superintendent of schools . . . . .	4,075.00
Vocational schools . . . . .	. . . . .
County extension service—farm and home demonstrations . . . . .	12,650.00
Junior colleges . . . . .	. . . . .
Other . . . . .	. . . . .

### Recreation

Park commission . . . . .	. . . . .
---------------------------	-----------

### Unclassified

Pension and retirement funds . . . . .	\$62.50
Insurance fund commission . . . . .	. . . . .
Bounties . . . . .	300.00
Other . . . . .	7,433.00
<b>Contingent</b> . . . . .	<u>2,200.00</u>

Total County Functions . . . . . \$949,695.45

### Capital Improvements . . . . . \$1,349.22

### Debt Service

Redemption of Bonds	
Road and bridge bonds . . . . .	. . . . .
Park bonds . . . . .	. . . . .
Vocational school bonds . . . . .	. . . . .
Other bonds . . . . .	. . . . .
Redemption of bond anticipation notes . . . . .	. . . . .
Interest on Bonds	
Road and bridge bonds . . . . .	. . . . .
Park bonds . . . . .	. . . . .
Vocational school bonds . . . . .	. . . . .
Other bonds . . . . .	. . . . .
Interest on bond anticipation notes . . . . .	. . . . .
Interest on current loans (tax notes) . . . . .	. . . . .
Expenses of bond sale . . . . .	. . . . .
<b>Total Debt Service</b> . . . . .	<u>                    </u>

### Deferred Charges and Statutory Expenditures

Emergency revenues . . . . .	. . . . .
Other deferred charges . . . . .	\$9,097.85
<b>Total County Expenditures</b> . . . . .	<u>\$960,142.52</u>

Reserve for uncollected taxes . . . . .

Grand Total Budget . . . . . \$960,142.52

### RECEIPTS AND REVENUES REALIZED IN 1950 TO MEET EXPENDITURES AND REQUIRED PAYMENTS

Surplus revenue appropriated . . . . .	\$161,412.79
Miscellaneous revenues realized . . . . .	128,008.92
State-aid revenues realized . . . . .	313,867.17
Delinquent tax collections . . . . .	. . . . .
Current tax collections—1950 levy . . . . .	613,000.00
Emergency borrowings . . . . .	. . . . .
<b>Total Receipts and Revenues</b> . . . . .	<u>\$1,216,288.88</u>

### CURRENT FINANCES, DECEMBER 31, 1950

Cash . . . . .	\$440,169.24
Accounts receivable . . . . .	214,502.21
State road aid receivable . . . . .	. . . . .
Other assets . . . . .	. . . . .
Emergencies and deferred charges . . . . .	30,000.00
<b>Total Assets</b> . . . . .	<u>\$684,671.45</u>
Cash liabilities . . . . .	\$45,254.36
Reserves . . . . .	214,502.21
Surplus revenue . . . . .	424,914.88
<b>Total Liabilities and Surplus</b> . . . . .	<u>\$684,671.45</u>

### CAPITAL DEBT, DECEMBER 31, 1950

Gross debt . . . . .	. . . . .
Deductions . . . . .	. . . . .
<b>Net debt</b> . . . . .	<u>                    </u>
<b>Average Assessed Valuations</b>	
Real Property 1948-1949-1950 . . . . .	\$34,678,995.00
<b>Per Cent of Net Debt</b> . . . . .	. . . . .

\* Included in motor vehicle and/or county funds.

# SOMERSET COUNTY



**County Seat: Somerville**

Population Census, 1950 .....	98,740
1940 .....	74,390
Land Area (sq. mi.) .....	305.1
Density (per sq. mi.) .....	<b>323.63</b>
Net Valuation Taxable .....	\$81,847,186.00
Tax Levy (including Bank Stock Tax) .....	776,760.67
Tax Rate per \$100 of Valuation	0.90



# SOMERSET COUNTY

## EXPENDITURES AND REQUIRED PAYMENTS FOR 1950

### General Government

Administrative and executive . . . . .	\$32,300.00
Department of Finance	
County treasurer's department . . . . .	4,650.00
County auditor's department . . . . .	.....
Legal Department	
County counsel's department . . . . .	4,600.00
County adjuster's department . . . . .	6,667.84
Investigator's department . . . . .	.....
Purchasing department . . . . .	.....
County clerk . . . . .	35,263.06
Clerk of the board . . . . .	5,650.00
County register . . . . .	.....
County surrogate . . . . .	19,650.00
Building and grounds . . . . .	21,326.00

### Judiciary

General county courts . . . . .	58,630.00
District Court (including juvenile and criminal district courts) . . . . .	16,842.45
Prosecutor's office . . . . .	23,066.64
Jury commission and juror's fees . . . . .	16,400.00
Law library . . . . .	1,500.00

### Regulation

Sheriff's office . . . . .	15,245.83
County police . . . . .	.....
Weights and measures department . . . . .	6,100.00
Board of taxation . . . . .	5,868.45
Chief medical examiner or county physician . . . . .	3,161.00
County health department . . . . .	.....
Mosquito extermination commission . . . . .	17,347.40
Board of elections . . . . .	46,009.46
Superintendent of elections . . . . .	.....
Shade tree commission . . . . .	.....
Other . . . . .	.....

### Roads and Bridges

Motor vehicle funds . . . . .	195,768.85
County funds . . . . .	31,947.27
*Lighting of highways . . . . .	2,633.70
*Engineering . . . . .	15,960.00
*Equipment . . . . .	.....

### Charities, Correctional and Penal

Penitentiary, jail, house of detention . . . . .	23,100.00
Parental school . . . . .	.....
Probation department . . . . .	11,056.70
County welfare board (old age pensions) . . . . .	35,305.44
Crippled children . . . . .	10,500.00
Tubercular preventorium for children . . . . .	.....
Tubercular sanatorium . . . . .	73,640.55
Insane hospitals . . . . .	108,000.00
Epileptics . . . . .	13,000.00
Feeble-minded . . . . .	27,400.00
N. J. state board of children's guardians and widows pensions . . . . .	55,285.54
N. J. commission for the blind . . . . .	1,833.51
War veterans' burial and grave decorations . . . . .	2,650.00
County aid to general hospitals . . . . .	50,000.00
County hospitals . . . . .	.....
Orphanages and children's shelters . . . . .	.....
Poor farms, almshouses, welfare homes . . . . .	.....
Other . . . . .	.....

### Education

County superintendent of schools . . . . .	4,800.00
Vocational schools . . . . .	.....
County extension service—farm and home demonstrations . . . . .	15,760.00
Junior colleges . . . . .	.....
Other . . . . .	.....

### Recreation

Park commission . . . . .	.....
---------------------------	-------

\* Included in motor vehicle and/or county funds.

### Unclassified

Pension and retirement funds . . . . .	\$40,201.14
Insurance fund commission . . . . .	.....
Bounties . . . . .	1,300.00
Other . . . . .	11,706.77
<b>Contingent</b> . . . . .	<b>500.00</b>

Total County Functions . . . . . **\$1,054,033.90**

### Capital Improvements . . . . . \$80,000.00

### Debt Service

Redemption of Bonds	
Road and bridge bonds . . . . .	\$90,000.00
Park bonds . . . . .	.....
Vocational school bonds . . . . .	.....
Other bonds . . . . .	2,000.00
Redemption of bond anticipation notes . . . . .	.....
Interest on Bonds	
Road and bridge bonds . . . . .	.....
Park bonds . . . . .	.....
Vocational school bonds . . . . .	.....
Other bonds . . . . .	24,339.63
Interest on bond anticipation notes . . . . .	500.00
Interest on current loans (tax notes) . . . . .	.....
Expenses of bond sale . . . . .	.....

Total Debt Service . . . . . **\$116,839.63**

### Deferred Charges and Statutory Expenditures

Emergency revenues . . . . .	\$21,714.59
Other deferred charges . . . . .	123.73

Total County Expenditures . . . . . **\$1,272,711.85**

Reserve for uncollected taxes . . . . .

Grand Total Budget . . . . . **\$1,272,711.85**

### RECEIPTS AND REVENUES REALIZED IN 1950 TO MEET EXPENDITURES AND REQUIRED PAYMENTS

Surplus revenue appropriated . . . . .	\$56,823.19
Miscellaneous revenues realized . . . . .	168,307.03
State-aid revenues realized . . . . .	339,965.87
Delinquent tax collections . . . . .	.....
Current tax collections—1950 levy . . . . .	753,325.71
Emergency borrowings . . . . .	.....

Total Receipts and Revenues . . . . . **\$1,318,421.80**

### CURRENT FINANCES, DECEMBER 31, 1950

Cash . . . . .	\$151,380.08
Accounts receivable . . . . .	49,477.00
State road aid receivable . . . . .	.....
Other assets . . . . .	.....
Emergencies and deferred charges . . . . .	43,010.37

**Total Assets . . . . . \$243,867.45**

Cash liabilities . . . . .	\$67,037.16
Reserves . . . . .	49,477.00
Surplus revenue . . . . .	127,353.29

**Total Liabilities and Surplus . . . . . \$243,867.45**

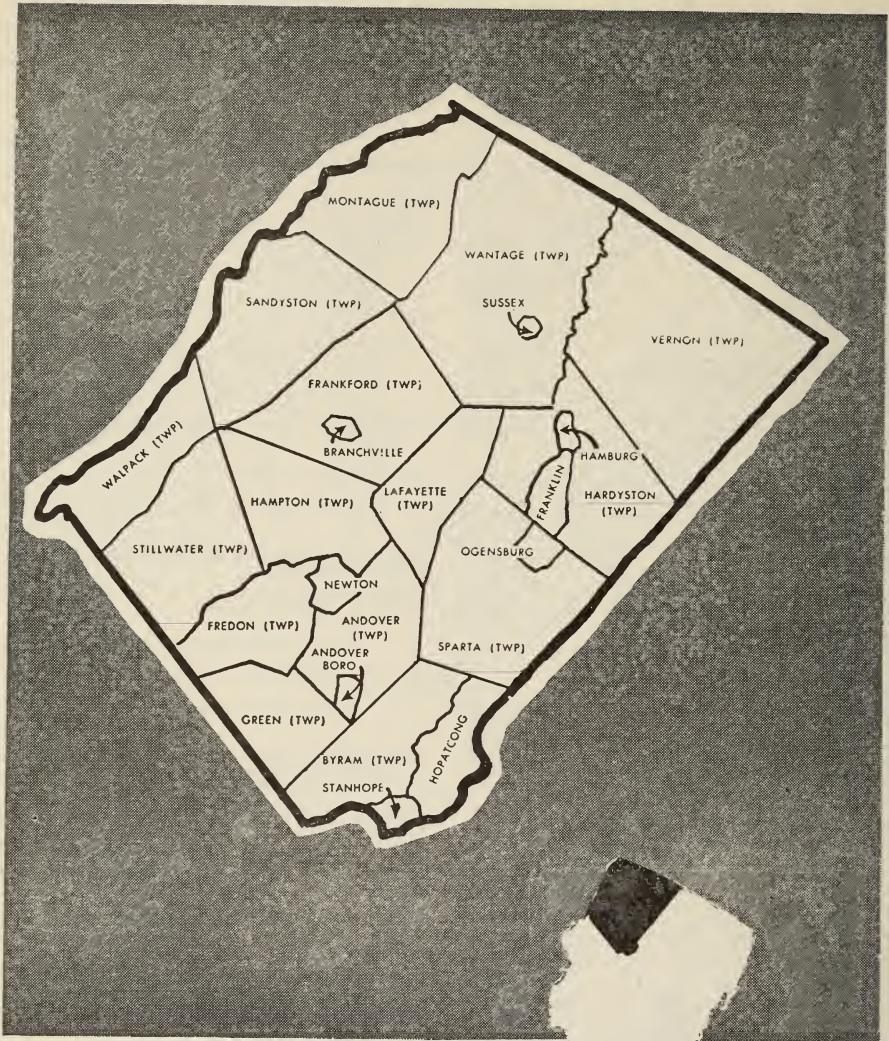
### CAPITAL DEBT, DECEMBER 31, 1950

Gross debt . . . . .	\$1,941,000.00
Deductions . . . . .	.....

Net debt . . . . . **\$1,941,000.00**

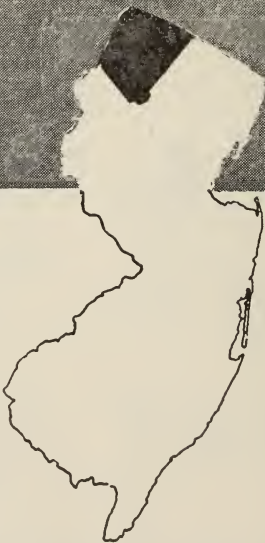
<b>Average Assessed Valuations</b>	
Real Property 1948-1949-1950 . . . . .	\$70,589,007.00
<b>Per Cent of Net Debt . . . . .</b>	<b>2.75</b>

# SUSSEX COUNTY



**County Seat: Newton**

Population Census, 1950 .....	34,308
1940 .....	29,632
Land Area (sq. mi.) .....	526.3
Density (per sq. mi.) .....	65.19
Net Valuation Taxable .....	\$33,557,262.00
Tax Levy (including Bank Stock Tax) .....	583,784.77
Tax Rate per \$100 of Valuation	1.67



# SUSSEX COUNTY

## EXPENDITURES AND REQUIRED PAYMENTS FOR 1950

<b>General Government</b>	
Administrative and executive . . . . .	\$30,508.22
Department of Finance	
County treasurer's department . . . . .	8,902.66
County auditor's department . . . . .	.....
Legal Department	
County counsel's department . . . . .	1,797.48
County adjuster's department . . . . .	500.00
Investigator's department . . . . .	.....
Purchasing department . . . . .	
County clerk . . . . .	31,994.89
Clerk of the board . . . . .	3,387.39
County register . . . . .	10,926.66
County surrogate . . . . .	22,219.59
Building and grounds . . . . .	.....
<b>Judiciary</b>	
General county courts . . . . .	13,011.09
District Court (including juvenile and criminal district courts) . . . . .	3,890.38
Prosecutor's office . . . . .	6,802.76
Jury commission and juror's fees . . . . .	5,132.94
Law library . . . . .	790.00
<b>Regulation</b>	
Sheriff's office . . . . .	11,905.18
County police . . . . .	2,552.50
Weights and measures department . . . . .	2,377.34
Board of taxation . . . . .	.....
Chief medical examiner or county physician . . . . .	2,200.00
County health department . . . . .	.....
Mosquito extermination commission . . . . .	1,000.00
Board of elections . . . . .	25,371.83
Superintendent of elections . . . . .	2,979.96
Shade tree commission . . . . .	.....
Other . . . . .	.....
<b>Roads and Bridges</b>	
Motor vehicle funds . . . . .	339,087.48
County funds . . . . .	228,418.23
*Lighting of highways . . . . .	2,298.78
*Engineering . . . . .	124.55
*Equipment . . . . .	.....
<b>Charities, Correctional and Penal</b>	
Penitentiary, jail, house of detention . . . . .	5,478.75
Parental school . . . . .	.....
Probation department . . . . .	500.00
County welfare board (old age pensions) . . . . .	28,688.10
Crippled children . . . . .	710.00
Tubercular preventorium for children . . . . .	.....
Tubercular sanatorium . . . . .	9,750.00
Insane hospitals . . . . .	37,855.13
Epileptics . . . . .	7,900.00
Feeble-minded . . . . .	24,067.70
N. J. state board of children's guardians and widows pensions . . . . .	49,479.74
N. J. commission for the blind . . . . .	976.36
War veterans' burial and grave decorations . . . . .	793.07
County aid to general hospitals . . . . .	15,000.00
County hospitals . . . . .	.....
Orphanages and children's shelters . . . . .	.....
Poor farms, almshouses, welfare homes . . . . .	34,260.46
Other . . . . .	2,720.00
<b>Education</b>	
County superintendent of schools . . . . .	3,571.48
Vocational schools . . . . .	1,320.00
County extension service—farm and home demonstrations . . . . .	16,091.54
Junior colleges . . . . .	.....
Other . . . . .	.....
<b>Recreation</b>	
Park commission . . . . .	.....

<b>Unclassified</b>	
Pension and retirement funds . . . . .	\$14,445.56
Insurance fund commission . . . . .	.....
Bounties . . . . .	2,800.00
Other . . . . .	23,112.35
<b>Contingent</b>	
.....	1,000.00
<hr/>	
Total County Functions . . . . .	\$1,036,276.82

<b>Capital Improvements</b> . . . . .	\$101,644.53
---------------------------------------	--------------

<b>Debt Service</b>	
Redemption of Bonds	
Road and bridge bonds . . . . .	\$17,000.00
Park bonds . . . . .	.....
Vocational school bonds . . . . .	.....
Other bonds . . . . .	.....
Redemption of bond anticipation notes . . . . .	23,750.00
Interest on Bonds	
Road and bridge bonds . . . . .	1,388.16
Park bonds . . . . .	.....
Vocational school bonds . . . . .	.....
Other bonds . . . . .	889.34
Interest on bond anticipation notes . . . . .	500.00
Interest on current loans (tax notes) . . . . .	.....
Expenses of bond sale . . . . .	.....
<hr/>	
Total Debt Service . . . . .	\$43,527.50

<b>Deferred Charges and Statutory Expenditures</b>	
Emergency revenues . . . . .	\$5,650.00
Other deferred charges . . . . .	4,705.36
<hr/>	
Total County Expenditures . . . . .	\$1,191,804.21

Reserve for uncollected taxes . . . . .	.....
<hr/>	
Grand Total Budget . . . . .	\$1,191,804.21

<b>RECEIPTS AND REVENUES REALIZED IN 1950 TO MEET EXPENDITURES AND REQUIRED PAYMENTS</b>	
Surplus revenue appropriated . . . . .	\$24,000.00
Miscellaneous revenues realized . . . . .	69,195.29
State-aid revenues realized . . . . .	547,256.11
Delinquent tax collections . . . . .	.....
Current tax collections—1950 levy . . . . .	567,006.14
Emergency borrowings . . . . .	.....
<hr/>	
Total Receipts and Revenues . . . . .	\$1,207,457.54

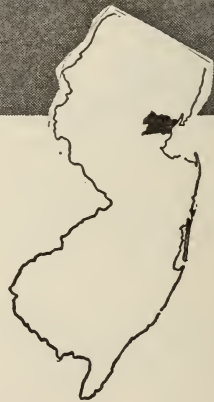
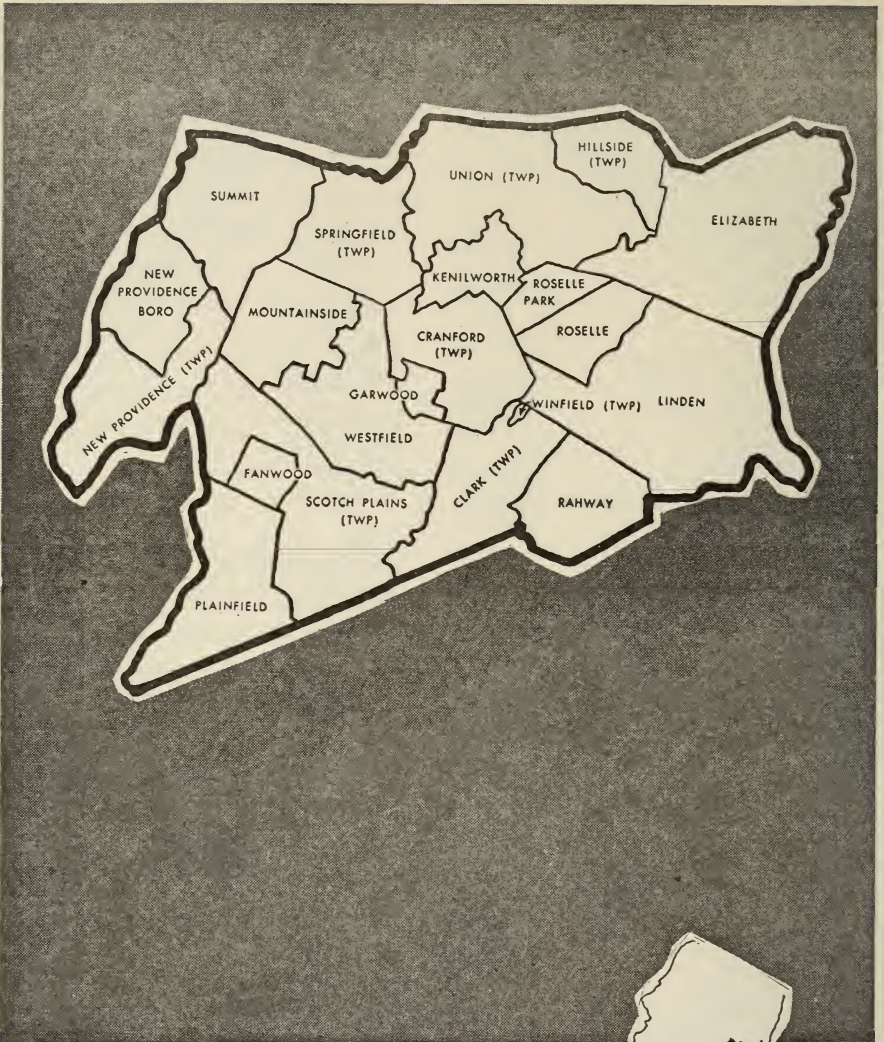
<b>CURRENT FINANCES, DECEMBER 31, 1950</b>	
Cash . . . . .	\$115,644.46
Accounts receivable . . . . .	23,511.96
State road aid receivable . . . . .	8,654.93
Other assets . . . . .	775.00
Emergencies and deferred charges . . . . .	3,313.92
<hr/>	
<b>Total Assets</b> . . . . .	\$151,900.27
Cash liabilities . . . . .	\$72,844.66
Reserves . . . . .	24,286.96
Surplus revenue . . . . .	54,768.65
<hr/>	
<b>Total Liabilities and Surplus</b> . . . . .	\$151,900.27

<b>CAPITAL DEBT, DECEMBER 31, 1950</b>	
Gross debt . . . . .	\$192,648.00
Deductions . . . . .	144,648.00
<hr/>	
Net debt . . . . .	\$48,000.00

<b>Average Assessed Valuations</b>	
Real Property 1948-1949-1950 . . . . .	\$30,216,806.00
Per Cent of Net Debt . . . . .	0.15

\* Included in motor vehicle and/or county funds.

# UNION COUNTY



**County Seat: Elizabeth**

Population Census, 1950 .....	397,559
1940 .....	328,344
Land Area (sq. mi.) .....	103.39
Density (per sq. mi.) .....	3,845.24
Net Valuation Taxable .....	\$583,628,718.00
Tax Levy (including Bank Stock Tax) .....	4,667,563.28
Tax Rate per \$100 of Valuation	0.79

## UNION COUNTY

### EXPENDITURES AND REQUIRED PAYMENTS FOR 1950

<b>General Government</b>	
Administrative and executive .....	\$71,805.00
Department of Finance	
County treasurer's department ..	39,021.00
County auditor's department .....	
Legal Department	
County counsel's department ...	17,665.00
County adjuster's department ..	2,480.00
Investigator's department .....	
Purchasing department .....	650.00
County clerk .....	99,710.00
Clerk of the board .....	10,635.00
County register .....	103,100.00
County surrogate .....	56,280.00
Building and grounds .....	193,198.00
<b>Judiciary</b>	
General county courts .....	250,565.00
District Court (including juvenile and criminal district courts) ..	139,500.00
Prosecutor's office .....	109,997.00
Jury commission and juror's fees	
Law library .....	4,985.00
<b>Regulation</b>	
Sheriff's office .....	61,010.00
County police .....	
Weights and measures department	23,475.00
Board of taxation .....	18,645.00
Chief medical examiner or county physician .....	5,235.00
County health department .....	
Mosquito extermination commission	88,016.79
Board of elections .....	145,550.00
Superintendent of elections .....	
Shade tree commission .....	61,616.00
Other .....	
<b>Roads and Bridges</b>	
Motor vehicle funds .....	389,267.93
County funds .....	205,630.57
*Lighting of highways .....	6,262.50
*Engineering .....	46,215.00
*Equipment .....	
<b>Charities, Correctional and Penal</b>	
Penitentiary, jail, house of deten- tion .....	116,950.00
Parental school .....	
Probation department .....	80,132.00
County welfare board (old age pensions) .....	138,935.00
Crippled children .....	5,500.00
Tubercular preventorium for children .....	
Tubercular sanatorium .....	879,852.00
Insane hospitals .....	490,000.00
Epileptics .....	43,000.00
Feeble-minded .....	92,000.00
N. J. state board of children's guardians and widows pensions	251,561.22
N. J. commission for the blind ..	12,248.78
War veterans' burial and grave decorations .....	5,228.00
County aid to general hospitals ..	350,000.00
County hospitals .....	
Orphanages and children's shelters	
Poor farms, almshouses, welfare homes .....	
Other .....	7,000.00
<b>Education</b>	
County superintendent of schools ..	9,770.00
Vocational schools .....	
County extension service—farm and home demonstrations .....	23,289.00
Junior colleges .....	
Other .....	
<b>Recreation</b>	
Park commission .....	390,622.64

\* Included in motor vehicle and/or county funds.

<b>Unclassified</b>	
Pension and retirement funds ....	\$205,468.00
Insurance fund commission .....	
Bounties .....	
Other .....	8,630.14
<b>Contingent</b> .....	5,000.00
<b>Total County Functions</b> .....	
	<u>\$5,213,224.07</u>

### Capital Improvements .....

<b>Debt Service</b>	
Redemption of Bonds	
Road and bridge bonds .....	\$605,000.00
Park bonds .....	
Vocational school bonds .....	
Other bonds .....	
Redemption of bond anticipation notes .....	
Interest on Bonds	
Road and bridge bonds .....	236,583.50
Park bonds .....	
Vocational school bonds .....	
Other bonds .....	
Interest on bond anticipation notes	2,000.00
Interest on current loans (tax notes) .....	
Expenses of bond sale .....	
<b>Total Debt Service</b> .....	
	<u>\$843,583.50</u>

<b>Deferred Charges and Statutory Expenditures</b>	
Emergency revenues .....	
Other deferred charges .....	
<b>Total County Expenditures</b> ..	
	<u>\$6,056,807.57</u>
Reserve for uncollected taxes .....	\$7,934.85
<b>Grand Total Budget</b> .....	
	<u>\$6,064,742.42</u>

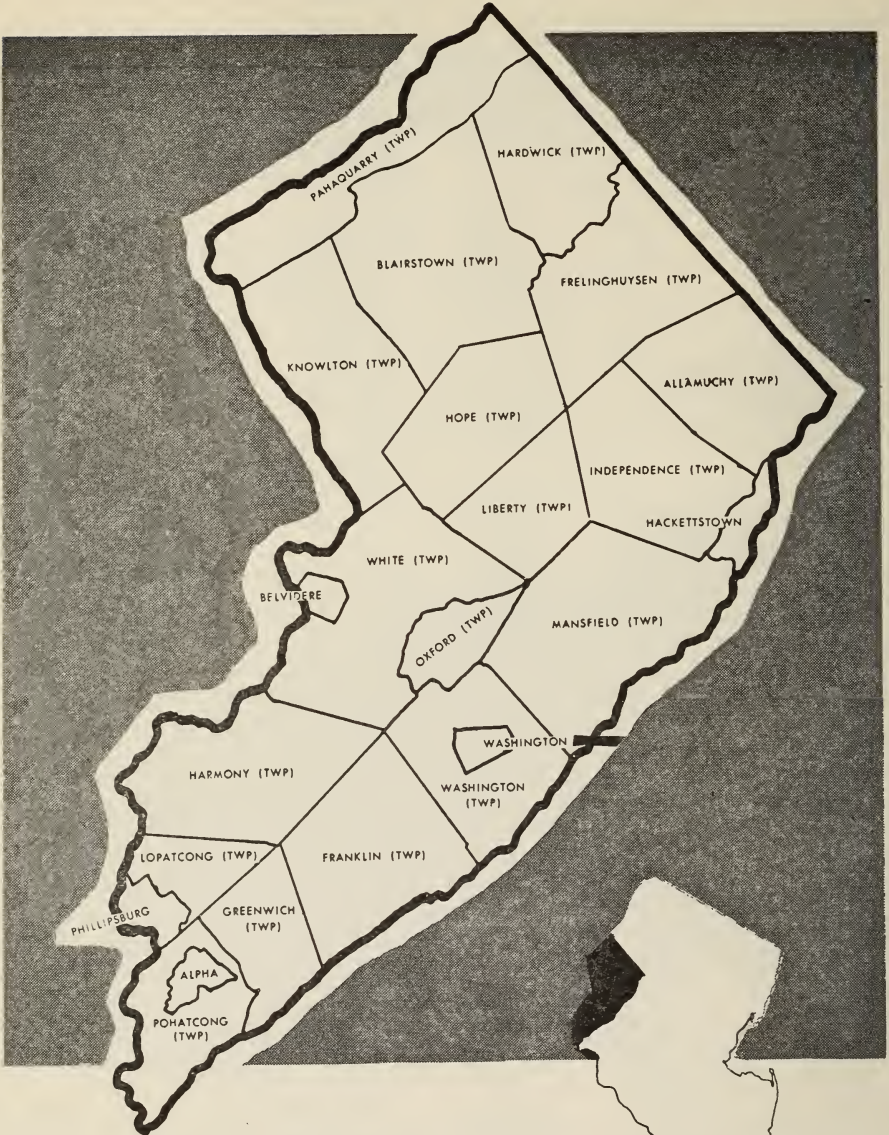
<b>RECEIPTS AND REVENUES REALIZED IN 1950 TO MEET EXPENDITURES AND REQUIRED PAYMENTS</b>	
Surplus revenue appropriated .....	\$375,000.00
Miscellaneous revenues realized ..	745,612.92
State-aid revenues realized .....	531,301.19
Delinquent tax collections .....	
Current tax collections—1950 levy ..	4,667,563.28
Emergency borrowings .....	
<b>Total Receipts and Revenues</b> ..	
	<u>\$6,319,477.39</u>

<b>CURRENT FINANCES, DECEMBER 31, 1950</b>	
Cash .....	\$1,409,347.15
Accounts receivable .....	154,315.01
State road aid receivable .....	
Other assets .....	5,408.10
Emergencies and deferred charges ..	
<b>Total Assets</b> .....	
	<u>\$1,569,070.26</u>
Cash liabilities .....	\$603,302.28
Reserves .....	159,723.11
Surplus revenue .....	806,044.87
<b>Total Liabilities and Surplus</b> ..	
	<u>\$1,569,070.26</u>

<b>CAPITAL DEBT, DECEMBER 31, 1950</b>	
Gross debt .....	\$6,386,000.00
Deductions .....	
<b>Net debt</b> .....	
	<u>\$6,386,000.00</u>

<b>Average Assessed Valuations</b>	
Real Property 1948-1949-1950 ..	\$493,449,756.00
<b>Per Cent of Net Debt</b> .....	1.29

# WARREN COUNTY



**County Seat: Belvidere**

Population Census, 1950 .....	54,407
1940 .....	50,181
Land Area (sq. mi.) .....	362.0
Density (per sq. mi.) .....	150.30
Net Valuation Taxable .....	\$43,833,985.00
Tax Levy (including Bank Stock Tax) .....	641,991.38
Tax Rate per \$100 of Valuation	1.42

# WARREN COUNTY

## EXPENDITURES AND REQUIRED PAYMENTS FOR 1950

<b>General Government</b>	
Administrative and executive . . . . .	\$18,900.00
Department of Finance	
County treasurer's department . . . . .	2,250.00
County auditor's department . . . . .	. . . . .
Legal Department	
County counsel's department . . . . .	2,400.00
County adjuster's department . . . . .	1,590.00
Investigator's department . . . . .	. . . . .
Purchasing department . . . . .	. . . . .
County clerk . . . . .	22,514.00
Clerk of the board . . . . .	8,000.00
County register . . . . .	. . . . .
County surrogate . . . . .	11,670.00
Building and grounds . . . . .	11,100.00
<b>Judiciary</b>	
General county courts . . . . .	19,800.00
District Court (including juvenile and criminal district courts) . . . . .	8,700.00
Prosecutor's office . . . . .	4,980.00
Jury commission and juror's fees . . . . .	7,155.00
Law library . . . . .	1,550.00
<b>Regulation</b>	
Sheriff's office . . . . .	9,700.00
County police . . . . .	. . . . .
Weights and measures department . . . . .	5,750.00
Board of taxation . . . . .	2,350.00
Chief medical examiner or county physician . . . . .	1,400.00
County health department . . . . .	4,000.00
Mosquito extermination commission . . . . .	. . . . .
Board of elections . . . . .	38,356.00
Superintendent of elections . . . . .	. . . . .
Shade tree commission . . . . .	. . . . .
Other . . . . .	. . . . .
<b>Roads and Bridges</b>	
Motor vehicle funds . . . . .	296,700.00
County funds . . . . .	88,000.00
Lighting of highways . . . . .	. . . . .
Engineering . . . . .	. . . . .
Equipment . . . . .	. . . . .
<b>Charities, Correctional and Penal</b>	
Penitentiary, jail, house of deten- tion . . . . .	5,360.00
Parental school . . . . .	. . . . .
Probation department . . . . .	3,290.00
County welfare board (old age pensions) . . . . .	67,139.19
Crippled children . . . . .	3,000.00
Tubercular preventorium for children . . . . .	. . . . .
Tubercular sanatorium . . . . .	34,200.00
Insane hospitals . . . . .	76,000.00
Epileptics . . . . .	9,100.00
Feeble-minded . . . . .	19,000.00
N. J. state board of children's guardians and widows pensions . . . . .	81,840.00
N. J. commission for the blind . . . . .	3,000.00
War veterans' burial and grave decorations . . . . .	3,222.81
County aid to general hospitals . . . . .	36,200.00
County hospitals . . . . .	. . . . .
Orphanages and children's shelters . . . . .	500.00
Poor farms, almshouses, welfare homes . . . . .	58,210.00
Other . . . . .	2,800.00
<b>Education</b>	
County superintendent of schools . . . . .	4,420.00
Vocational schools . . . . .	. . . . .
County extension service—farm and home demonstrations . . . . .	15,310.00
Junior colleges . . . . .	. . . . .
Other . . . . .	. . . . .
<b>Recreation</b>	
Park commission . . . . .	. . . . .

<b>Unclassified</b>	
Pension and retirement funds . . . . .	\$28,311.00
Insurance fund commission . . . . .	8,500.00
Bounties . . . . .	4,000.00
Other . . . . .	1,000.00
<b>Contingent</b>	
Other . . . . .	1,200.00

Total County Functions . . . . . **\$1,032,468.00**

**Capital Improvements . . . . . \$35,000.00**

<b>Debt Service</b>	
Redemption of Bonds	
Road and bridge bonds . . . . .	. . . . .
Park bonds . . . . .	. . . . .
Vocational school bonds . . . . .	. . . . .
Other bonds . . . . .	. . . . .
Redemption of bond anticipation notes . . . . .	. . . . .
Interest on Bonds	
Road and bridge bonds . . . . .	. . . . .
Park bonds . . . . .	. . . . .
Vocational school bonds . . . . .	. . . . .
Other bonds . . . . .	. . . . .
Interest on bond anticipation notes . . . . .	. . . . .
Interest on current loans (tax notes) . . . . .	. . . . .
Expenses of bond sale . . . . .	. . . . .
<b>Total Debt Service . . . . .</b>	

<b>Deferred Charges and Statutory Expenditures</b>	
Emergency revenues . . . . .	\$1,200.00
Other deferred charges . . . . .	454.66
<b>Total County Expenditures . . \$1,069,122.66</b>	
Reserve for uncollected taxes . . . . .	. . . . .
<b>Grand Total Budget . . . . . \$1,069,122.66</b>	

## RECEIPTS AND REVENUES REALIZED IN 1950 TO MEET EXPENDITURES AND REQUIRED PAYMENTS

Surplus revenue appropriated . . . . .	\$100,000.00
Miscellaneous revenues realized . . . . .	74,390.30
State-aid revenues realized . . . . .	262,004.28
Delinquent tax collections . . . . .	. . . . .
Current tax collections—1950 levy . . . . .	633,522.66
Emergency borrowings . . . . .	. . . . .
<b>Total Receipts and Revenues . . \$1,069,917.24</b>	

<b>CURRENT FINANCES, DECEMBER 31, 1950</b>	
Cash . . . . .	\$138,371.11
Accounts receivable . . . . .	335.57
State road aid receivable . . . . .	42,184.19
Other assets . . . . .	. . . . .
Emergencies and deferred charges . . . . .	. . . . .
<b>Total Assets . . . . . \$180,890.87</b>	
Cash liabilities . . . . .	\$85,407.54
Reserves . . . . .	42,519.76
Surplus revenue . . . . .	52,963.57
<b>Total Liabilities and Surplus . . \$180,890.87</b>	

<b>CAPITAL DEBT, DECEMBER 31, 1950</b>	
Gross debt . . . . .	\$400,000.00
Deductions . . . . .	. . . . .
<b>Net debt . . . . . \$400,000.00</b>	

<b>Average Assessed Valuations</b>	
Real Property 1948-1949-1950 . . . . .	\$36,607,219.00
Per Cent of Net Debt . . . . .	1.09

ACCUMULATED TOTALS FOR ALL COUNTIES—1950



**Accumulated Totals for All Counties—1950**

Population Census, 1950 .....	4,822,528
1940 .....	4,160,165
Land Area (sq. mi.) .....	7,509.14
Density (per sq. mi.) .....	642.22
Net Valuation Taxable .....	\$5,883,887,782.00
Tax Levy (including Bank Stock Tax) .....	69,694,026.85

**ACCUMULATED TOTALS FOR ALL COUNTIES—1950**

**EXPENDITURES AND REQUIRED PAYMENTS FOR 1950**

<b>General Government</b>	
Administrative and executive . . . . .	\$1,363,586.66
Department of Finance	
County treasurer's department . . . . .	489,867.76
County auditor's department . . . . .	49,499.00
Legal Department	
County counsel's department . . . . .	255,537.53
County adjuster's department . . . . .	150,797.25
Investigator's department . . . . .	19,273.35
Purchasing department . . . . .	226,849.93
County clerk . . . . .	1,925,889.32
Clerk of the board . . . . .	312,338.76
County register . . . . .	548,292.74
County surrogate . . . . .	698,312.13
Building and grounds . . . . .	3,961,024.51
<b>Judiciary</b>	
General county courts . . . . .	2,823,524.81
District Court (including juvenile and criminal district courts) . . . . .	1,399,725.30
Prosecutor's office . . . . .	1,530,648.44
Jury commission and juror's fees . . . . .	565,741.45
Law library . . . . .	39,285.74
<b>Regulation</b>	
Sheriff's office . . . . .	911,764.92
County police . . . . .	649,806.37
Weights and measures department . . . . .	172,940.23
Board of taxation . . . . .	253,317.60
Chief medical examiner or county physician . . . . .	230,685.26
County health department . . . . .	272,442.53
Mosquito extermination commission . . . . .	738,483.95
Board of elections . . . . .	1,743,496.81
Superintendent of elections . . . . .	970,699.98
Shade tree commission . . . . .	117,327.15
Other . . . . .	70,307.41
<b>Roads and Bridges</b>	
Motor vehicle funds . . . . .	9,038,183.24
County funds . . . . .	3,682,383.80
*Lighting of highways . . . . .	176,637.04
*Engineering . . . . .	616,967.44
*Equipment . . . . .	110,447.07
<b>Charities, Correctional and Penal</b>	
Penitentiary, jail, house of detention . . . . .	3,013,427.04
Parental school . . . . .	244,922.40
Probation department . . . . .	1,012,151.15
County welfare board (old age pensions) . . . . .	2,873,566.40
Crippled children . . . . .	159,671.64
Tubercular preventorium for children . . . . .	8,529.46
Tubercular sanatorium . . . . .	6,896,767.91
Insane hospitals . . . . .	9,440,757.74
Epileptics . . . . .	701,925.09
Feeble-minded . . . . .	1,485,548.46
N. J. state board of children's guardians and widows pensions . . . . .	3,473,297.58
N. J. commission for the blind . . . . .	246,461.05
War veterans' burial and grave decorations . . . . .	109,349.50
County aid to general hospitals . . . . .	5,227,612.35
County hospitals . . . . .	1,486,677.33
Orphanages and children's shelters . . . . .	298,882.14
Poor farms, almshouses, welfare homes . . . . .	1,922,518.03
Other . . . . .	244,597.36
<b>Education</b>	
County superintendent of schools . . . . .	150,256.24
Vocational schools . . . . .	1,394,911.00
County extension service—farm and home demonstrations . . . . .	356,003.66
Junior colleges . . . . .	12,500.00
Other . . . . .	29,116.87
<b>Recreation</b>	
Park commission . . . . .	2,624,360.16

\* Included in motor vehicle and/or county funds.

<b>Unclassified</b>	
Pension and retirement funds . . . . .	\$2,006,789.88
Insurance fund commission . . . . .	143,502.91
Bounties . . . . .	17,805.00
Other . . . . .	1,021,471.92
<b>Contingent</b>	
	138,619.06

Total County Functions . . . . . \$82,153,893.26

**Capital Improvements** . . . . . \$802,179.00

<b>Debt Service</b>	
Redemption of Bonds	
Road and bridge bonds . . . . .	\$2,125,591.86
Park bonds . . . . .	215,000.00
Vocational school bonds . . . . .	30,000.00
Other bonds . . . . .	4,665,952.59
Redemption of bond anticipation notes . . . . .	42,750.00
Interest on Bonds	
Road and bridge bonds . . . . .	473,191.54
Park bonds . . . . .	334,023.50
Vocational school bonds . . . . .	23,715.00
Other bonds . . . . .	1,923,453.00
Interest on bond anticipation notes . . . . .	76,383.18
Interest on current loans (tax notes) . . . . .	6,040.85
Expenses of bond sale . . . . .	16,199.23
Total Debt Service . . . . .	<u>\$9,932,300.75</u>

<b>Deferred Charges and Statutory Expenditures</b>	
Emergency revenues . . . . .	\$658,441.52
Other deferred charges . . . . .	205,631.91
Total County Expenditures . . . . .	<u>\$93,752,446.44</u>
Reserve for uncollected taxes . . . . .	\$24,791.15
Grand Total Budget . . . . .	<u>\$93,777,237.59</u>

<b>RECEIPTS AND REVENUES REALIZED IN 1950 TO MEET EXPENDITURES AND REQUIRED PAYMENTS</b>	
Surplus revenue appropriated . . . . .	\$4,498,047.19
Miscellaneous revenues realized . . . . .	9,774,826.19
State-aid revenues realized . . . . .	13,040,227.01
Delinquent tax collections . . . . .	
Current tax collections—1950 levy . . . . .	69,461,804.31
Emergency borrowings . . . . .	8,700.00
Total Receipts and Revenues . . . . .	<u>\$96,783,604.70</u>

<b>CURRENT FINANCES, DECEMBER 31, 1950</b>	
Cash . . . . .	\$15,639,447.73
Accounts receivable . . . . .	2,411,844.15
State road aid receivable . . . . .	91,027.11
Other assets . . . . .	167,480.54
Emergencies and deferred charges . . . . .	809,331.02
<b>Total Assets</b> . . . . .	<u>\$19,119,130.55</u>
Cash liabilities . . . . .	\$6,077,246.88
Reserves . . . . .	2,661,696.87
Surplus revenue . . . . .	10,380,186.80
<b>Total Liabilities and Surplus</b> . . . . .	<u>\$19,119,130.55</u>

<b>CAPITAL DEBT, DECEMBER 31, 1950</b>	
Gross debt . . . . .	\$96,958,648.00
Deductions . . . . .	7,038,273.00
Net debt . . . . .	<u>\$89,920,375.00</u>

<b>Average Assessed Valuations</b>	
Real Property 1948-1949-1950 . . . . .	\$5,035,782,523.00
Per Cent of Net Debt . . . . .	1.78



## ABSECON CITY—ATLANTIC COUNTY

Population Census, 1950—2,559  
1940—2,084

Land Area 5.87 sq. mi.

Net Valuation Taxable \$1,303,570

### EXPENDITURES AND REQUIRED PAYMENTS FOR 1950

<b>General Government</b>	
Administrative and executive .....	\$12,819.58
Assessment and collection of taxes .....	7,088.35
Finance Department .....	360.00
<b>Protection to Persons &amp; Property</b>	
Fire .....	5,725.00
Police .....	9,563.28
Other .....	.....
<b>Streets and Roads</b>	
Repairs and maintenance .....	12,911.41
Street lighting .....	5,233.26
<b>Sanitation</b>	
Street cleaning .....	.....
Garbage and ash removal .....	1,593.60
Sewers .....	.....
<b>Health and Charities</b>	
Health service .....	2,055.60
Poor (including relief) .....	3,248.00
Hospitals (aid and maintenance) .....	100.00
Other .....	.....
<b>Recreation</b>	
Beaches and boardwalks .....	.....
Parks and playgrounds .....	600.00
Other .....	.....
<b>Educational</b>	
(Exclusive of school districts) ..	100.00
<b>Unclassified Purposes</b>	
(Including contingent) .....	500.00
<b>SUB-TOTAL—Municipal functions..</b>	<b>\$61,898.08</b>

<b>Per Capita—Municipal functions ....</b>	
	<b>\$24.19</b>
Capital imp'ts and capital imp't fund	\$8,790.00
<b>Debt Service</b>	
Principal payments .	\$7,000.00
Interest payments ..	6,760.00
Total .....	13,760.00
<b>Per Capita Debt Service .....</b>	
	<b>\$5.38</b>
<b>Deferred Charges and Statutory Expenditures</b>	
Emergencies .....	\$1,000.00
Other deferred chgs. ....	.....
Total .....	1,000.00

<b>TOTAL—Municipal expenditures ...</b>	<b>\$85,448.08</b>
-----------------------------------------	--------------------

<b>Required Payments for Local School, County, and Special District Taxes .....</b>	<b>82,264.41</b>
-------------------------------------------------------------------------------------	------------------

<b>TOTAL EXPENDITURES AND REQUIRED PAYMENTS .....</b>	<b>\$167,712.49</b>
-------------------------------------------------------	---------------------

Reserve for uncollected taxes .....	\$19,951.48
-------------------------------------	-------------

<b>GRAND TOTAL—Budget .....</b>	<b>\$187,663.97</b>
---------------------------------	---------------------

### RECEIPTS AND REVENUES REALIZED IN 1950 TO MEET EXPENDITURES AND REQUIRED PAYMENTS

Surplus revenue appropriated ..	\$41,800.00
Miscellaneous revenues realized.	26,862.93
State aid revenues realized .....	8,542.60
<b>Delinquent taxes including</b>	
liens—1950 collections .....	10,278.06
current taxes—1950 collections..	99,669.46
Emergency borrowings .....	.....
<b>TOTAL RECEIPTS AND REVENUES REALIZED .....</b>	<b>\$187,153.05</b>

### CAPITAL OUTLAY—1950

Beaches and boardwalks .....	.....
Buildings and equipment .....	.....
Parks and playgrounds .....	.....
Sewers .....	.....
Streets, roads and bridges .....	.....
Water supply .....	.....
Other .....	.....

<b>Tax rate .....</b>	<b>\$8.70</b>
Local school tax rate .....	4.82
County tax rate .....	1.49
Local purpose tax rate .....	2.39

### TAXES

Local school tax ...	\$62,884.87	
County taxes .....	19,379.54	
Special district taxes .....	.....	
Local purpose levy .....	.....	\$82,264.41
		32,348.48
<b>Total tax levy (tax duplicate) ..</b>		<b>\$114,612.89</b>
<b>Per Capita Total Tax Levy .....</b>		
		<b>\$44.79</b>

<b>Current</b>	
1950 taxes levied (total) .....	\$115,774.42
Collected in 1950 .....	99,669.46
Per cent of levy collected in 1950 ...	86.09
Transferred to liens .....	.....
Cancelled, abated or adjusted ..	.....
Outstanding December 31, 1950 ..	\$16,104.96

<b>All Prior Years Outstanding</b>	
Balance January 1, 1950 .....	\$6,794.66
Collected in 1950 .....	6,273.56
Balance December 31, 1950 .....	\$666.62

<b>Tax Title Liens Outstanding</b>	
Balance January 1, 1950 .....	\$199,697.56
Redeemed by cash .....	4,004.50
Balance December 31, 1950 .....	\$195,693.06

<b>Property Acquired by Deed or Foreclosure</b>	
Balance January 1, 1950 .....	\$68,010.00
Sale for cash .....	21,520.00
Balance December 31, 1950 .....	\$46,490.00

### CAPITAL DEBT, DECEMBER 31, 1950

<b>Gross Debt</b>	
School debt .....	.....
Self-liquidating debt.	.....
Other capital debt ..	\$162,000.00
<b>TOTAL GROSS DEBT .....</b>	<b>\$162,000.00</b>
<b>Per Capita Gross Debt .....</b>	<b>\$63.31</b>

<b>Deductions for</b>	
School debt .....	.....
Self-liquidating debt.	.....
Other capital debt ..	.....
<b>TOTAL DEDUCTIONS .....</b>	<b>.....</b>
<b>NET DEBT .....</b>	<b>\$162,000.00</b>

<b>Average Assessed Valuations</b>	
Real Property 1948-1949-1950 ..	\$1,214,313.00
<b>Per Cent of Net Debt .....</b>	<b>13.34</b>

### CURRENT FINANCES DECEMBER 31, 1950

Cash .....	\$71,150.89
Taxes receivable .....	16,771.58
Tax title liens .....	195,693.06
Foreclosed property .....	46,490.00
Accounts receivable .....	.....
State road aid receivable .....	7,711.00
Emergencies and deferred charges ..	.....
<b>TOTAL ASSETS .....</b>	<b>\$337,816.53</b>
Cash liabilities .....	\$8,461.25
Reserves .....	258,954.64
Surplus revenue .....	70,400.64
<b>TOTAL LIABILITIES AND SURPLUS .....</b>	<b>\$337,816.53</b>

# ALEXANDRIA TOWNSHIP—HUNTERDON COUNTY

Population Census, 1950—1,367  
1940—1,186

Land Area 28.2 sq. mi.

Net Valuation Taxable \$955,549

## EXPENDITURES AND REQUIRED PAYMENTS FOR 1950

<b>General Government</b>	
Administrative and executive .....	\$3,910.20
Assessment and collection of taxes .....	900.00
Finance Department .....	545.00
<b>Protection to Persons &amp; Property</b>	
Fire .....	500.00
Police .....	175.00
Other .....	.....
<b>Streets and Roads</b>	
Repairs and maintenance .....	14,515.27
Street lighting .....	875.00
<b>Sanitation</b>	
Street cleaning .....	.....
Garbage and ash removal .....	.....
Sewers .....	.....
<b>Health and Charities</b>	
Health service .....	275.00
Poor (including relief) .....	450.00
Hospitals (aid and maintenance) .....	.....
Other .....	.....
<b>Recreation</b>	
Beaches and boardwalks .....	.....
Parks and playgrounds .....	.....
Other .....	.....
<b>Educational</b> (Exclusive of school districts) ..	
.....	.....
<b>Unclassified Purposes</b> (Including contingent) .....	
.....	100.00
<b>SUB-TOTAL—Municipal functions..</b>	<b>\$22,245.47</b>

<b>Per Capita—Municipal functions ....</b>	<b>\$16.27</b>
Capital imp'ts and capital imp't fund .....	.....
<b>Debt Service</b>	
Principal payments ..	.....
Interest payments ..	.....
Total .....	.....
<b>Per Capita Debt Service</b>	
.....	.....
<b>Deferred Charges and Statutory Expenditures</b>	
Emergencies .....	.....
Other deferred chgs. ....	.....
Total .....	.....

**TOTAL—Municipal expenditures ...** \$22,245.47

**Required Payments for Local School, County, and Special District Taxes** 37,235.52

**TOTAL EXPENDITURES AND REQUIRED PAYMENTS** \$59,480.99

Reserve for uncollected taxes ..... \$9,304.00

**GRAND TOTAL—Budget** \$68,784.99

## RECEIPTS AND REVENUES REALIZED IN 1950 TO MEET EXPENDITURES AND REQUIRED PAYMENTS

Surplus revenue appropriated ..	.....
Miscellaneous revenues realized ..	\$8,199.18
State aid revenues realized .....	6,534.00
<b>Delinquent taxes including</b>	
liens—1950 collections .....	8,807.50
Current taxes—1950 collections..	37,077.43
Emergency borrowings .....	.....
<b>TOTAL RECEIPTS AND REVENUES REALIZED</b> .....	<b>\$60,618.11</b>

### CAPITAL OUTLAY—1950

Beaches and boardwalks .....	.....
Buildings and equipment .....	.....
Parks and playgrounds .....	.....
Sewers .....	.....
Streets, roads and bridges .....	.....
Water supply .....	.....
Other .....	.....

<b>Tax rate</b> .....	<b>\$4.85</b>
Local school tax rate .....	2.93
County tax rate .....	0.97
Local purpose tax rate .....	0.95

### TAXES

Local school tax ...	\$28,000.00	
County taxes .....	9,235.52	
Special district taxes .....	.....	
<b>Local purpose levy</b> .....	<b>9,020.00</b>	
<b>Total tax levy (tax duplicate) ..</b>	<b>\$46,255.52</b>	
<b>Per Capita Total Tax Levy</b> .....		
.....	<b>\$33.84</b>	

### Current

1950 taxes levied (total) .....	\$46,680.79
Collected in 1950 .....	37,077.43
Per cent of levy col- lected in 1950 ..	79.42
Transferred to liens .....	.....
Cancelled, abated or adjusted .....	8.25
Outstanding December 31, 1950 ..	\$9,595.11

### All Prior Years Outstanding

Balance January 1, 1950 .....	\$10,757.95
Collected in 1950 .....	8,807.50
Balance December 31, 1950 .....	\$1,514.94

### Tax Title Liens Outstanding

Balance January 1, 1950 .....	.....
Redeemed by cash .....	.....
Balance December 31, 1950 .....	.....

### Property Acquired by Deed or Foreclosure

Balance January 1, 1950 .....	.....
Sale for cash .....	.....
Balance December 31, 1950 .....	.....

### CAPITAL DEBT, DECEMBER 31, 1950

<b>Gross Debt</b>	
School debt .....	\$85,000.00
Self-liquidating debt. ....	.....
Other capital debt ..	4,509.00
<b>TOTAL GROSS DEBT</b> .....	<b>\$89,509.00</b>
<b>Per Capita Gross Debt</b> .....	<b>\$65.48</b>

### Deductions for

School debt .....	\$48,078.00
Self-liquidating debt. ....	.....
Other capital debt ..	4,509.00
<b>TOTAL DEDUCTIONS</b> .....	<b>52,587.00</b>
<b>NET DEBT</b> .....	<b>\$36,922.00</b>

### Average Assessed Valuations

Real Property 1948-1949-1950..	\$801,296.00
Per Cent of Net Debt .....	4.60

### CURRENT FINANCES DECEMBER 31, 1950

Cash .....	\$35,176.31
Taxes receivable .....	11,110.05
Tax title liens .....	.....
Foreclosed property .....	.....
Accounts receivable .....	.....
State road aid receivable .....	4,509.01
Emergencies and deferred charges ..	2,320.47
<b>TOTAL ASSETS</b> .....	<b>\$53,115.84</b>

Cash liabilities .....	\$19,779.74
Reserves .....	11,110.05
Surplus revenue .....	22,226.05

**TOTAL LIABILITIES AND SURPLUS** \$53,115.84

# ALLAMUCHY TOWNSHIP—WARREN COUNTY

Population Census, 1950—736      Land Area 20.1 sq. mi.      Net Valuation Taxable \$624,083  
 1940—688

<b>EXPENDITURES AND REQUIRED PAYMENTS FOR 1950</b>	
<b>General Government</b>	
Administrative and executive .....	\$1,749.19
Assessment and collection of taxes .....	620.00
Finance Department .....	170.00
<b>Protection to Persons &amp; Property</b>	
Fire .....	200.00
Police .....	.....
Other .....	.....
<b>Streets and Roads</b>	
Repairs and maintenance .....	6,788.81
Street lighting .....	.....
<b>Sanitation</b>	
Street cleaning .....	.....
Garbage and ash removal .....	.....
Sewers .....	.....
<b>Health and Charities</b>	
Health service .....	205.00
Poor (including relief) .....	50.00
Hospitals (aid and maintenance) .....	.....
Other .....	55.00
<b>Recreation</b>	
Beaches and boardwalks .....	.....
Parks and playgrounds .....	.....
Other .....	.....
<b>Educational</b>	
(Exclusive of school districts) ..	.....
<b>Unclassified Purposes</b>	
(Including contingent) .....	100.00
<b>SUB-TOTAL—Municipal functions..</b>	<b>\$9,938.00</b>
<b>Per Capita—Municipal functions ....</b>	
Capital imp'ts and capital imp't fund .....	\$13.50
<b>Debt Service</b>	
Principal payments ..	.....
Interest payments ..	\$20.00
Total .....	\$20.00
<b>Per Capita Debt Service .....</b>	
.....	\$0.03
<b>Deferred Charges and Statutory Expenditures</b>	
Emergencies .....	.....
Other deferred chgs. ....	\$1,301.75
Total .....	1,301.75
<b>TOTAL—Municipal expenditures ...</b>	<b>\$11,259.75</b>
<b>Required Payments for Local School, County, and Special District Taxes .....</b>	
.....	28,733.14
<b>TOTAL EXPENDITURES AND REQUIRED PAYMENTS .....</b>	<b>\$39,992.89</b>
Reserve for uncollected taxes .....	\$5,089.00
<b>GRAND TOTAL—Budget .....</b>	<b>\$45,081.89</b>
<b>RECEIPTS AND REVENUES REALIZED IN 1950 TO MEET EXPENDITURES AND REQUIRED PAYMENTS</b>	
Surplus revenue appropriated ..	\$3,000.00
Miscellaneous revenues realized. ....	4,341.34
State aid revenues realized .....	1,921.00
<b>Delinquent taxes including</b>	
liens—1950 collections .....	4,152.71
Current taxes—1950 collections..	25,835.24
Emergency borrowings .....	.....
<b>TOTAL RECEIPTS AND REVENUES REALIZED .....</b>	<b>\$39,250.29</b>

### CAPITAL OUTLAY—1950

Beaches and boardwalks .....	.....
Buildings and equipment .....	\$1,198.25
Parks and playgrounds .....	.....
Sewers .....	.....
Streets, roads and bridges .....	.....
Water supply .....	.....
Other .....	.....

<b>Tax rate .....</b>	<b>\$5.32</b>
Local school tax rate .....	3.14
County tax rate .....	1.46
Local purpose tax rate .....	0.72

### TAXES

Local school tax ...	\$19,620.00	
County taxes .....	9,113.14	
Special district taxes .....	.....	
Local purpose levy .....	.....	\$28,733.14
		4,488.75
<b>Total tax levy (tax duplicate) ..</b>		<b>\$33,221.89</b>

**Per Capita Total Tax Levy .....**      **\$45.14**

<b>Current</b>	
1950 taxes levied (total) .....	\$33,190.98
Collected in 1950 .....	25,835.24
Per cent of levy collected in 1950 ...	77.83
Transferred to liens .....	29.26
Cancelled, abated or adjusted .....	.....
Outstanding December 31, 1950 ..	\$7,326.48

<b>All Prior Years Outstanding</b>	
Balance January 1, 1950 .....	\$4,445.29
Collected in 1950 .....	4,152.71
Balance December 31, 1950 .....	\$239.02

<b>Tax Title Liens Outstanding</b>	
Balance January 1, 1950 .....	\$342.05
Redeemed by cash .....	.....
Balance December 31, 1950 .....	\$371.31

<b>Property Acquired by Deed or Foreclosure</b>	
Balance January 1, 1950 .....	.....
Sale for cash .....	.....
Balance December 31, 1950 .....	.....

### CAPITAL DEBT, DECEMBER 31, 1950

<b>Gross Debt</b>	
School debt .....	\$4,000.00
Self-liquidating debt. ....	.....
Other capital debt ..	.....
<b>TOTAL GROSS DEBT .....</b>	<b>\$4,000.00</b>
<b>Per Capita Gross Debt .....</b>	<b>\$5.43</b>

<b>Deductions for</b>	
School debt .....	\$4,000.00
Self-liquidating debt. ....	.....
Other capital debt ..	.....
<b>TOTAL DEDUCTIONS .....</b>	<b>4,000.00</b>
<b>NET DEBT .....</b>	<b>.....</b>

<b>Average Assessed Valuations</b>	
Real Property 1948-1949-1950..	\$511,460.00
<b>Per Cent of Net Debt .....</b>	<b>.....</b>

### CURRENT FINANCES DECEMBER 31, 1950

Cash .....	\$9,322.80
Taxes receivable .....	7,565.50
Tax title liens .....	371.31
Foreclosed property .....	.....
Accounts receivable .....	97.85
State road aid receivable .....	.....
Emergencies and deferred charges ..	.....
<b>TOTAL ASSETS .....</b>	<b>\$17,357.46</b>

Cash liabilities .....	\$4,118.52
Reserves .....	8,034.66
Surplus revenue .....	5,204.28
<b>TOTAL LIABILITIES AND SURPLUS .....</b>	<b>\$17,357.46</b>

## ALLENDALE BOROUGH—BERGEN COUNTY

Population Census, 1950—2,408  
1940—2,058

Land Area 2.8 sq. mi.

Net Valuation Taxable \$2,156,159

### EXPENDITURES AND REQUIRED PAYMENTS FOR 1950

<b>General Government</b>	
Administrative and executive .....	\$10,535.00
Assessment and collection of taxes	2,750.00
Finance Department .....	.....
<b>Protection to Persons &amp; Property</b>	
Fire .....	6,500.00
Police .....	6,550.00
Other .....	.....
<b>Streets and Roads</b>	
Repairs and maintenance .....	9,250.00
Street lighting .....	5,400.00
<b>Sanitation</b>	
Street cleaning .....	.....
Garbage and ash removal .....	.....
Sewers .....	.....
<b>Health and Charities</b>	
Health service .....	1,300.00
Poor (including relief) .....	50.00
Hospitals (aid and maintenance) ..	50.00
Other .....	.....
<b>Recreation</b>	
Beaches and boardwalks .....	.....
Parks and playgrounds .....	1,600.00
Other .....	.....
<b>Educational</b>	
(Exclusive of school districts) ..	300.00
<b>Unclassified Purposes</b>	
(Including contingent) .....	2,100.00
<b>SUB-TOTAL—Municipal functions..</b>	<b>\$46,385.00</b>

<b>Per Capita—Municipal functions ....</b>	<b>\$19.26</b>
Capital imp'ts and capital imp't fund	\$2,500.00
<b>Debt Service</b>	
Principal payments ..	\$13,000.00
Interest payments ..	258.75
<b>Total .....</b>	<b>13,258.75</b>
<b>Per Capita Debt Service .....</b>	<b>\$5.51</b>
<b>Deferred Charges and Statutory Expenditures</b>	
Emergencies .....	\$425.00
Other deferred chgs.	1,741.45
<b>Total .....</b>	<b>2,166.45</b>

<b>TOTAL—Municipal expenditures ...</b>	<b>\$64,310.20</b>
-----------------------------------------	--------------------

<b>Required Payments for Local School, County, and Special District Taxes .....</b>	<b>90,948.53</b>
-------------------------------------------------------------------------------------	------------------

<b>TOTAL EXPENDITURES AND REQUIRED PAYMENTS .....</b>	<b>\$155,258.73</b>
-------------------------------------------------------	---------------------

Reserve for uncollected taxes .....	\$15,156.43
-------------------------------------	-------------

<b>GRAND TOTAL—Budget .....</b>	<b>\$170,415.16</b>
---------------------------------	---------------------

### RECEIPTS AND REVENUES REALIZED IN 1950 TO MEET EXPENDITURES AND REQUIRED PAYMENTS

Surplus revenue appropriated ..	\$9,000.00
Miscellaneous revenues realized.	29,851.69
State aid revenues realized .....	1,738.00
<b>Delinquent taxes including</b>	
liens—1950 collections .....	7,882.83
Current taxes—1950 collections..	119,171.61
Emergency borrowings .....	.....
<b>TOTAL RECEIPTS AND REVENUES REALIZED .....</b>	<b>\$167,644.13</b>

### CAPITAL OUTLAY—1950

Beaches and boardwalks .....	.....
Buildings and equipment .....	.....
Parks and playgrounds .....	.....
Sewers .....	.....
Streets, roads and bridges .....	.....
Water supply .....	.....
Other .....	.....

<b>Tax rate .....</b>	<b>\$5.81</b>
Local school tax rate .....	3.40
County tax rate .....	0.82
Local purpose tax rate .....	1.59

### TAXES

Local school tax ...	\$73,375.12	
County taxes .....	17,573.41	
Special district taxes .....	.....	
Local purpose levy .....	.....	\$90,948.53
		35,128.63
<b>Total tax levy (tax duplicate) ..</b>		<b>\$126,077.16</b>

<b>Per Capita Total Tax Levy .....</b>	<b>\$52.36</b>
----------------------------------------	----------------

### Current

1950 taxes levied (total) .....	\$127,836.10
Collected in 1950 .....	119,171.61
Per cent of levy collected in 1950 ..	93.22
Transferred to liens .....	238.80
Cancelled, abated or adjusted .....	447.37
Outstanding December 31, 1950 ..	\$7,978.32

### All Prior Years Outstanding

Balance January 1, 1950 .....	\$8,084.21
Collected in 1950 .....	7,605.49
Balance December 31, 1950 .....	\$319.83

### Tax Title Liens Outstanding

Balance January 1, 1950 .....	\$1,950.46
Redeemed by cash .....	277.34
Balance December 31, 1950 .....	\$1,859.63

### Property Acquired by Deed or Foreclosure

Balance January 1, 1950 .....	\$2,250.00
Sale for cash .....	.....
Balance December 31, 1950 .....	\$2,250.00

### CAPITAL DEBT, DECEMBER 31, 1950

<b>Gross Debt</b>	
School debt .....	\$338,000.00
Self-liquidating debt. ....	.....
Other capital debt ..	785.00
<b>TOTAL GROSS DEBT .....</b>	<b>\$338,785.00</b>
<b>Per Capita Gross Debt .....</b>	<b>\$140.69</b>

### Deductions for

School debt .....	\$116,670.00
Self-liquidating debt. ....	.....
Other capital debt ..	.....
<b>TOTAL DEDUCTIONS .....</b>	<b>116,670.00</b>
<b>NET DEBT .....</b>	<b>\$222,115.00</b>

### Average Assessed Valuations

Real Property 1948-1949-1950 ..	\$1,944,499.00
Per Cent of Net Debt .....	11.42

### CURRENT FINANCES DECEMBER 31, 1950

Cash .....	\$68,420.27
Taxes receivable .....	8,298.15
Tax title liens .....	1,859.63
Foreclosed property .....	2,250.00
Accounts receivable .....	138.46
State road aid receivable .....	.....
Emergencies and deferred charges ..	1,706.52
<b>TOTAL ASSETS .....</b>	<b>\$82,673.03</b>

Cash liabilities .....	\$13,005.64
Reserves .....	12,546.24
Surplus revenue .....	57,121.15

<b>TOTAL LIABILITIES AND SURPLUS .....</b>	<b>\$82,673.03</b>
--------------------------------------------	--------------------

# ALLENHURST BOROUGH—MONMOUTH COUNTY

Population Census, 1950—740      Land Area 0.3 sq. mi.      Net Valuation Taxable \$2,238,002  
 1940—520

<b>EXPENDITURES AND REQUIRED PAYMENTS FOR 1950</b>	
<b>General Government</b>	
Administrative and executive . . . . .	\$31,023.57
Assessment and collection of taxes . . . . .	1,382.54
Finance Department . . . . .	440.00
<b>Protection to Persons &amp; Property</b>	
Fire . . . . .	9,307.73
Police . . . . .	34,494.88
Other . . . . .	1,116.90
<b>Streets and Roads</b>	
Repairs and maintenance . . . . .	11,915.54
Street lighting . . . . .	4,028.64
<b>Sanitation</b>	
Street cleaning . . . . .	. . . . .
Garbage and ash removal . . . . .	10,680.00
Sewers . . . . .	. . . . .
<b>Health and Charities</b>	
Health service . . . . .	335.33
Poor (including relief) . . . . .	366.65
Hospitals (aid and maintenance) . . . . .	500.00
Other . . . . .	100.00
<b>Recreation</b>	
Beaches and boardwalks . . . . .	46,319.38
Parks and playgrounds . . . . .	1,222.65
Other . . . . .	. . . . .
<b>Educational</b>	
(Exclusive of school districts) . . . . .	. . . . .
<b>Unclassified Purposes</b>	
(Including contingent) . . . . .	373.28
<b>SUB-TOTAL—Municipal functions..</b>	<b>\$153,607.09</b>
<b>Per Capita—Municipal functions . . . . .</b>	
	<b>\$207.58</b>
Capital imp'ts and capital imp't fund	\$3,055.56
<b>Debt Service</b>	
Principal payments . . . . .	\$32,500.00
Interest payments . . . . .	10,664.38
Total . . . . .	43,164.38
<b>Per Capita Debt Service . . . . .</b>	
	<b>\$58.33</b>
<b>Deferred Charges and Statutory Expenditures</b>	
Emergencies . . . . .	\$3,973.35
Other deferred chgs. . . . .	1,777.50
Total . . . . .	5,750.85
<b>TOTAL—Municipal expenditures . . . . .</b>	<b>\$205,577.88</b>
<b>Required Payments for Local School, County, and Special District Taxes . . . . .</b>	
	<b>43,959.50</b>
<b>TOTAL EXPENDITURES AND REQUIRED PAYMENTS . . . . .</b>	<b>\$249,537.38</b>
Reserve for uncollected taxes . . . . .	\$14,533.03
<b>GRAND TOTAL—Budget . . . . .</b>	<b>\$264,070.41</b>
<b>RECEIPTS AND REVENUES REALIZED IN 1950 TO MEET EXPENDITURES AND REQUIRED PAYMENTS</b>	
Surplus revenue appropriated . . . . .	\$23,000.00
Miscellaneous revenues realized . . . . .	98,039.13
State aid revenues realized . . . . .	2,750.00
<b>Delinquent taxes including</b>	
liens—1950 collections . . . . .	11,128.95
Current taxes—1950 collections..	135,540.25
Emergency borrowings . . . . .	. . . . .
<b>TOTAL RECEIPTS AND REVENUES REALIZED . . . . .</b>	<b>\$270,458.33</b>

<b>Tax rate . . . . .</b>	<b>\$6.43</b>
Local school tax rate . . . . .	0.45
County tax rate . . . . .	1.52
Local purpose tax rate . . . . .	4.46

<b>TAXES</b>	
Local school tax . . . . .	\$10,000.00
County taxes . . . . .	33,959.50
Special district taxes . . . . .	. . . . .
Local purpose levy . . . . .	\$43,959.50
	101,016.88
<b>Total tax levy (tax duplicate) . . . . .</b>	<b>\$144,976.38</b>

<b>Per Capita Total Tax Levy . . . . .</b>		<b>\$195.91</b>
<b>Current</b>		
1950 taxes levied (total) . . . . .		\$145,477.88
Collected in 1950 . . . . .		135,540.25
Per cent of levy collected in 1950 . . . . .	93.16	
Transferred to liens . . . . .		. . . . .
Cancelled, abated or adjusted . . . . .		256.34
Outstanding December 31, 1950 . . . . .		\$9,681.29

<b>All Prior Years Outstanding</b>	
Balance January 1, 1950 . . . . .	\$11,373.78
Collected in 1950 . . . . .	11,128.95
Balance December 31, 1950 . . . . .	\$239.37

<b>Tax Title Liens Outstanding</b>	
Balance January 1, 1950 . . . . .	. . . . .
Redeemed by cash . . . . .	. . . . .
Balance December 31, 1950 . . . . .	. . . . .

<b>Property Acquired by Deed or Foreclosure</b>	
Balance January 1, 1950 . . . . .	. . . . .
Sale for cash . . . . .	. . . . .
Balance December 31, 1950 . . . . .	. . . . .

<b>CAPITAL DEBT, DECEMBER 31, 1950</b>	
<b>Gross Debt</b>	
School debt . . . . .	. . . . .
Self-liquidating debt. . . . .	\$28,500.00
Other capital debt . . . . .	265,750.00
<b>TOTAL GROSS DEBT . . . . .</b>	<b>\$294,250.00</b>
<b>Per Capita Gross Debt . . . . .</b>	<b>\$307.64</b>

<b>Deductions for</b>	
School debt . . . . .	. . . . .
Self-liquidating debt. . . . .	\$28,500.00
Other capital debt . . . . .	800.00
<b>TOTAL DEDUCTIONS . . . . .</b>	<b>29,300.00</b>
<b>NET DEBT . . . . .</b>	<b>\$264,950.00</b>

<b>Average Assessed Valuations</b>	
Real Property 1948-1949-1950..	\$2,071,044.00
Per Cent of Net Debt . . . . .	12.79

<b>CURRENT FINANCES DECEMBER 31, 1950</b>	
Cash . . . . .	\$93,303.54
Taxes receivable . . . . .	9,920.66
Tax title liens . . . . .	. . . . .
Foreclosed property . . . . .	. . . . .
Accounts receivable . . . . .	19,181.61
State road aid receivable . . . . .	. . . . .
Emergencies and deferred charges . . . . .	. . . . .
<b>TOTAL ASSETS . . . . .</b>	<b>\$122,405.81</b>

Cash liabilities . . . . .	\$12,457.58
Reserves . . . . .	29,102.27
Surplus revenue . . . . .	80,845.96

<b>TOTAL LIABILITIES AND SURPLUS . . . . .</b>	<b>\$122,405.81</b>
------------------------------------------------	---------------------

<b>CAPITAL OUTLAY—1950</b>	
Beaches and boardwalks . . . . .	\$2,742.51
Buildings and equipment . . . . .	5,482.83
Parks and playgrounds . . . . .	. . . . .
Sewers . . . . .	. . . . .
Streets, roads and bridges . . . . .	. . . . .
Water supply . . . . .	28,989.01
Other . . . . .	10,777.34

## ALLENTOWN BOROUGH—MONMOUTH COUNTY

Population Census, 1950—923      Land Area 0.9 sq. mi.      Net Valuation Taxable \$691,480  
 1940—766

<b>EXPENDITURES AND REQUIRED PAYMENTS FOR 1950</b>	
<b>General Government</b>	
Administrative and executive . . .	\$3,030.00
Assessment and collection of taxes	1,100.00
Finance Department . . . . .	75.00
<b>Protection to Persons &amp; Property</b>	
Fire . . . . .	3,000.00
Police . . . . .	3,160.00
Other . . . . .	. . . . .
<b>Streets and Roads</b>	
Repairs and maintenance . . . . .	2,150.00
Street lighting . . . . .	2,200.00
<b>Sanitation</b>	
Street cleaning . . . . .	. . . . .
Garbage and ash removal . . . . .	. . . . .
Sewers . . . . .	. . . . .
<b>Health and Charities</b>	
Health service . . . . .	400.00
Poor (including relief) . . . . .	350.00
Hospitals (aid and maintenance) . . . . .	. . . . .
Other . . . . .	. . . . .
<b>Recreation</b>	
Beaches and boardwalks . . . . .	. . . . .
Parks and playgrounds . . . . .	. . . . .
Other . . . . .	. . . . .
<b>Educational</b>	
(Exclusive of school districts) . . . . .	. . . . .
<b>Unclassified Purposes</b>	
(Including contingent) . . . . .	550.00
<b>SUB-TOTAL—Municipal functions..</b>	<b>\$16,015.00</b>

<b>Per Capita—Municipal functions . . .</b>	<b>\$17.35</b>
Capital imp'ts and capital imp't fund . . . . .	. . . . .
<b>Debt Service</b>	
Principal payments . . . . .	\$1,000.00
Interest payments . . . . .	297.50
<b>Total . . . . .</b>	<b>\$1,297.50</b>
<b>Per Capita Debt Service . . . . .</b>	
<b>\$1.41</b>	
<b>Deferred Charges and Statutory Expenditures</b>	
Emergencies . . . . .	. . . . .
Other deferred chgs. . . . .	. . . . .
<b>Total . . . . .</b>	<b>. . . . .</b>

**TOTAL—Municipal expenditures . . . . . \$17,312.50**

**Required Payments for Local School, County, and Special District Taxes . . . . . 35,311.81**

**TOTAL EXPENDITURES AND REQUIRED PAYMENTS . . . . . \$52,624.31**

Reserve for uncollected taxes . . . . . \$5,699.50

**GRAND TOTAL—Budget . . . . . \$58,323.81**

**RECEIPTS AND REVENUES REALIZED IN 1950 TO MEET EXPENDITURES AND REQUIRED PAYMENTS**

Surplus revenue appropriated . . . . .	\$3,000.00
Miscellaneous revenues realized . . . . .	5,195.96
State aid revenues realized . . . . .	800.00
<b>Delinquent taxes including</b>	
liens—1950 collections . . . . .	3,811.58
Current taxes—1950 collections..	43,943.60
Emergency borrowings . . . . .	. . . . .
<b>TOTAL RECEIPTS AND REVENUES REALIZED . . . . .</b>	<b>\$56,751.14</b>

**CAPITAL OUTLAY—1950**

Beaches and boardwalks . . . . .	. . . . .
Buildings and equipment . . . . .	. . . . .
Parks and playgrounds . . . . .	. . . . .
Sewers . . . . .	. . . . .
Streets, roads and bridges . . . . .	. . . . .
Water supply . . . . .	. . . . .
Other . . . . .	. . . . .

<b>Tax rate . . . . .</b>	<b>\$6.65</b>
Local school tax rate . . . . .	3.59
County tax rate . . . . .	1.52
Local purpose tax rate . . . . .	1.54

**TAXES**

Local school tax . . . . .	\$24,800.96
County taxes . . . . .	10,510.85
Special district taxes . . . . .	. . . . .
<b>Local purpose levy . . . . .</b>	<b>\$35,311.81</b>
	11,696.00
<b>Total tax levy (tax duplicate) . .</b>	<b>\$47,007.81</b>

**Per Capita Total Tax Levy . . . . . \$50.93**

<b>Current</b>	
1950 taxes levied (total) . . . . .	\$47,007.81
Collected in 1950 . . . . .	43,943.60
Per cent of levy collected in 1950 . . . . .	93.48
Transferred to liens . . . . .	. . . . .
Cancelled, abated or adjusted . . . . .	. . . . .
Outstanding December 31, 1950 . . . . .	\$3,064.21

<b>All Prior Years Outstanding</b>	
Balance January 1, 1950 . . . . .	\$3,781.68
Collected in 1950 . . . . .	3,509.15
Balance December 31, 1950 . . . . .	97.87

<b>Tax Title Liens Outstanding</b>	
Balance January 1, 1950 . . . . .	\$316.83
Redeemed by cash . . . . .	302.43
Balance December 31, 1950 . . . . .	\$14.40

<b>Property Acquired by Deed or Foreclosure</b>	
Balance January 1, 1950 . . . . .	\$150.00
Sale for cash . . . . .	. . . . .
Balance December 31, 1950 . . . . .	\$150.00

**CAPITAL DEBT, DECEMBER 31, 1950**

<b>Gross Debt</b>	
School debt . . . . .	\$8,985.00
Self-liquidating debt. . . . .	4,000.00
Other capital debt . . . . .	8,000.00

**TOTAL GROSS DEBT . . . . . \$20,985.00**

**Per Capita Gross Debt . . . . . \$22.74**

<b>Deductions for</b>	
School debt . . . . .	\$8,985.00
Self-liquidating debt. . . . .	4,000.00
Other capital debt . . . . .	. . . . .

**TOTAL DEDUCTIONS . . . . . 12,985.00**

**NET DEBT . . . . . \$8,000.00**

<b>Average Assessed Valuations</b>	
Real Property 1948-1949-1950..	\$606,253.00
Per Cent of Net Debt . . . . .	1.31

**CURRENT FINANCES DECEMBER 31, 1950**

Cash . . . . .	\$28,334.56
Taxes receivable . . . . .	3,162.08
Tax title liens . . . . .	14.40
Foreclosed property . . . . .	150.00
Accounts receivable . . . . .	112.25
State road aid receivable . . . . .	. . . . .
Emergencies and deferred charges . . . . .	700.00

**TOTAL ASSETS . . . . . \$32,473.29**

Cash liabilities . . . . .	\$2,424.94
Reserves . . . . .	3,438.73
Surplus revenue . . . . .	26,609.62

**TOTAL LIABILITIES AND SURPLUS . . . . . \$32,473.29**

## ALLOWAY TOWNSHIP—SALEM COUNTY

Population Census, 1950—1,799      Land Area 33.52 sq. mi.      Net Valuation Taxable \$779,990  
 1940—1,705

<b>EXPENDITURES AND RE-REQUIRED PAYMENTS FOR 1950</b>	
<b>General Government</b>	
Administrative and executive .....	\$4,150.00
Assessment and collection of taxes .....	1,750.00
Finance Department .....	300.00
<b>Protection to Persons &amp; Property</b>	
Fire .....	2,500.00
Police .....	570.00
Other .....	.....
<b>Streets and Roads</b>	
Repairs and maintenance .....	18,000.00
Street lighting .....	1,700.00
<b>Sanitation</b>	
Street cleaning .....	.....
Garbage and ash removal .....	.....
Sewers .....	.....
<b>Health and Charities</b>	
Health service .....	440.00
Poor (including relief) .....	450.00
Hospitals (aid and maintenance) .....	300.00
Other .....	.....
<b>Recreation</b>	
Beaches and boardwalks .....	.....
Parks and playgrounds .....	.....
Other .....	.....
<b>Educational</b> (Exclusive of school districts) ..	
.....	.....
<b>Unclassified Purposes</b> (Including contingent) .....	
.....	200.00
<b>SUB-TOTAL—Municipal functions..</b>	<b>\$30,360.00</b>
<b>Per Capita—Municipal functions .....</b>	
.....	<b>\$16.88</b>
Capital imp'ts and capital imp't fund .....	\$5,500.00
<b>Debt Service</b>	
Principal payments ..	.....
Interest payments ..	.....
Total .....	.....
<b>Per Capita Debt Service .....</b>	
.....	.....
<b>Deferred Charges and Statutory Expenditures</b>	
Emergencies .....	\$500.00
Other deferred chgs. .....	73.10
Total .....	573.10
<b>TOTAL—Municipal expenditures ...</b>	<b>\$36,433.10</b>
<b>Required Payments for Local School, County, and Special District Taxes .....</b>	
.....	39,476.34
<b>TOTAL EXPENDITURES AND REQUIRED PAYMENTS .....</b>	<b>\$75,909.44</b>
Reserve for uncollected taxes .....	\$15,587.43
<b>GRAND TOTAL—Budget .....</b>	<b>\$91,496.87</b>
<b>RECEIPTS AND REVENUES REALIZED IN 1950 TO MEET EXPENDITURES AND RE-REQUIRED PAYMENTS</b>	
Surplus revenue appropriated ..	\$16,226.19
Miscellaneous revenues realized ..	9,418.54
State aid revenues realized .....	16,011.00
<b>Delinquent taxes including</b>	
Liens—1950 collections .....	8,277.15
Current taxes—1950 collections ..	37,759.70
Emergency borrowings .....	.....
<b>TOTAL RECEIPTS AND REVENUES REALIZED .....</b>	<b>\$87,692.58</b>
<b>CAPITAL OUTLAY—1950</b>	
Beaches and boardwalks .....	.....
Buildings and equipment .....	\$4,000.00
Parks and playgrounds .....	.....
Sewers .....	.....
Streets, roads and bridges .....	.....
Water supply .....	.....
Other .....	.....

<b>Tax rate .....</b>	<b>\$6.68</b>
Local school tax rate .....	3.99
County tax rate .....	1.07
Local purpose tax rate .....	1.62
<b>TAXES</b>	
Local school tax ...	\$31,145.30
County taxes .....	8,331.04
Special district taxes .....	.....
Local purpose levy .....	\$39,476.34
.....	12,483.34
<b>Total tax levy (tax duplicate) ..</b>	<b>\$51,959.68</b>
<b>Per Capita Total Tax Levy .....</b>	
.....	<b>\$28.88</b>
<b>Current</b>	
1950 taxes levied (total) .....	\$51,959.68
Collected in 1950 .....	37,759.70
Per cent of levy collected in 1950 ...	72.67
Transferred to liens .....	71.02
Cancelled, abated or adjusted .....	368.63
Outstanding December 31, 1950 ..	\$13,760.33
<b>All Prior Years Outstanding</b>	
Balance January 1, 1950 .....	\$12,905.35
Collected in 1950 .....	8,277.15
Balance December 31, 1950 .....	\$4,529.06
<b>Tax Title Liens Outstanding</b>	
Balance January 1, 1950 .....	\$680.35
Redeemed by cash .....	.....
Balance December 31, 1950 .....	\$751.37
<b>Property Acquired by Deed or Foreclosure</b>	
Balance January 1, 1950 .....	.....
Sale for cash .....	.....
Balance December 31, 1950 .....	.....
<b>CAPITAL DEBT, DECEMBER 31, 1950</b>	
<b>Gross Debt</b>	
School debt .....	.....
Self-liquidating debt. ....	.....
Other capital debt ..	.....
<b>TOTAL GROSS DEBT .....</b>	<b>.....</b>
<b>Per Capita Gross Debt .....</b>	
.....	.....
<b>Deductions for</b>	
School debt .....	.....
Self-liquidating debt. ....	.....
Other capital debt ..	.....
<b>TOTAL DEDUCTIONS .....</b>	<b>.....</b>
<b>NET DEBT .....</b>	<b>.....</b>
<b>Average Assessed Valuations</b>	
Real Property 1948-1949-1950 ..	\$665,498.00
Per Cent of Net Debt .....	.....
<b>CURRENT FINANCES DECEMBER 31, 1950</b>	
Cash .....	\$29,019.17
Taxes receivable .....	18,289.39
Tax title liens .....	751.37
Foreclosed property .....	.....
Accounts receivable .....	.....
State road aid receivable .....	4,663.37
Emergencies and deferred charges ..	.....
<b>TOTAL ASSETS .....</b>	<b>\$52,723.30</b>
Cash liabilities .....	\$3,532.35
Reserves .....	19,040.76
Surplus revenue .....	30,150.19
<b>TOTAL LIABILITIES AND SURPLUS .....</b>	<b>\$52,723.30</b>

# ALPHA BOROUGH—WARREN COUNTY

Population Census, 1950—2,107      Land Area 1.7 sq. mi.      Net Valuation Taxable \$749,484  
 1940—2,301

<b>EXPENDITURES AND REQUIRED PAYMENTS FOR 1950</b>	
<b>General Government</b>	
Administrative and executive .....	\$4,715.00
Assessment and collection of taxes .....	1,550.00
Finance Department .....	315.00
<b>Protection to Persons &amp; Property</b>	
Fire .....	3,275.00
Police .....	2,125.00
Other .....	.....
<b>Streets and Roads</b>	
Repairs and maintenance .....	7,025.00
Street lighting .....	1,705.00
<b>Sanitation</b>	
Street cleaning .....	.....
Garbage and ash removal .....	1,750.00
Sewers .....	.....
<b>Health and Charities</b>	
Health service .....	275.00
Poor (including relief) .....	500.00
Hospitals (aid and maintenance) .....	.....
Other .....	.....
<b>Recreation</b>	
Beaches and boardwalks .....	.....
Parks and playgrounds .....	.....
Other .....	.....
<b>Educational</b>	
(Exclusive of school districts) ..	.....
<b>Unclassified Purposes</b>	
(Including contingent) .....	50.00
<b>SUB-TOTAL—Municipal functions..</b>	<b>\$23,285.00</b>

<b>Per Capita—Municipal functions .....</b>	<b>\$11.05</b>
Capital imp'ts and capital imp't fund .....	.....
<b>Debt Service</b>	
Principal payments ..	\$6,275.00
Interest payments ..	.....
Total .....	\$6,275.00
<b>Per Capita Debt Service .....</b>	<b>\$2.98</b>
<b>Deferred Charges and Statutory Expenditures</b>	
Emergencies .....	.....
Other deferred chgs. ..	\$2,082.67
Total .....	2,082.67

<b>TOTAL—Municipal expenditures ..</b>	<b>\$31,642.67</b>
<b>Required Payments for Local School, County, and Special District Taxes .....</b>	
	48,040.14

<b>TOTAL EXPENDITURES AND REQUIRED PAYMENTS .....</b>	<b>\$79,682.81</b>
Reserve for uncollected taxes .....	\$6,725.47
<b>GRAND TOTAL—Budget .....</b>	<b>\$86,408.28</b>

<b>RECEIPTS AND REVENUES REALIZED IN 1950 TO MEET EXPENDITURES AND REQUIRED PAYMENTS</b>	
Surplus revenue appropriated ..	\$6,000.00
Miscellaneous revenues realized ..	5,883.96
State aid revenues realized .....	4,223.00
<b>Delinquent taxes including</b>	
liens—1950 collections .....	3,116.75
Current taxes—1950 collections ..	66,191.83
Emergency borrowings .....	.....
<b>TOTAL RECEIPTS AND REVENUES REALIZED .....</b>	<b>\$85,415.54</b>

<b>CAPITAL OUTLAY—1950</b>	
Beaches and boardwalks .....	.....
Buildings and equipment .....	.....
Parks and playgrounds .....	.....
Sewers .....	.....
Streets, roads and bridges .....	.....
Water supply .....	.....
Other .....	.....

<b>Tax rate .....</b>	<b>\$9.15</b>
Local school tax rate .....	4.95
County tax rate .....	1.46
Local purpose tax rate .....	2.74
<b>TAXES</b>	
Local school tax ...	\$37,099.56
County taxes .....	10,940.58
Special district taxes .....	.....
Local purpose levy .....	\$48,040.14
<b>Total tax levy (tax duplicate) ..</b>	<b>\$68,610.28</b>
<b>Per Capita Total Tax Levy .....</b>	<b>\$32.56</b>
<b>Current</b>	
1950 taxes levied (total) .....	\$69,519.79
Collected in 1950 .....	66,191.83
Per cent of levy collected in 1950 ...	95.21
Transferred to liens .....	44.54
Cancelled, abated or adjusted .....	318.38
Outstanding December 31, 1950 ..	\$2,965.04
<b>All Prior Years Outstanding</b>	
Balance January 1, 1950 .....	\$4,474.19
Collected in 1950 .....	3,116.75
Balance December 31, 1950 .....	\$1,226.52
<b>Tax Title Liens Outstanding</b>	
Balance January 1, 1950 .....	\$2,610.40
Redeemed by cash .....	.....
Balance December 31, 1950 .....	\$2,654.94
<b>Property Acquired by Deed or Foreclosure</b>	
Balance January 1, 1950 .....	\$260.00
Sale for cash .....	1,400.00
Balance December 31, 1950 .....	\$210.00

<b>CAPITAL DEBT, DECEMBER 31, 1950</b>	
<b>Gross Debt</b>	
School debt .....	.....
Self-liquidating debt. ..	\$11,000.00
Other capital debt ..	24,707.00
<b>TOTAL GROSS DEBT .....</b>	<b>\$35,707.00</b>
<b>Per Capita Gross Debt .....</b>	<b>\$16.95</b>
<b>Deductions for</b>	
School debt .....	.....
Self-liquidating debt. ..	\$11,000.00
Other capital debt ..	107.00
<b>TOTAL DEDUCTIONS .....</b>	<b>11,107.00</b>
<b>NET DEBT .....</b>	<b>\$24,600.00</b>
<b>Average Assessed Valuations</b>	
Real Property 1948-1949-1950 ..	\$667,277.00
Per Cent of Net Debt .....	3.68

<b>CURRENT FINANCES DECEMBER 31, 1950</b>	
Cash .....	\$35,689.65
Taxes receivable .....	4,191.56
Tax title liens .....	2,654.94
Foreclosed property .....	210.00
Accounts receivable .....	306.60
State road aid receivable .....	.....
Emergencies and deferred charges ..	.....
<b>TOTAL ASSETS .....</b>	<b>\$43,052.75</b>
Cash liabilities .....	\$22,199.20
Reserves .....	7,363.10
Surplus revenue .....	13,490.45
<b>TOTAL LIABILITIES AND SURPLUS .....</b>	<b>\$43,052.75</b>

## ALPINE BOROUGH—BERGEN COUNTY

Population Census, 1950—638  
1940—626

Land Area 5.3 sq. mi.

Net Valuation Taxable \$2,605,925

<b>EXPENDITURES AND RE- QUIRED PAYMENTS FOR 1950</b>	
<b>General Government</b>	
Administrative and executive .....	\$5,997.96
Assessment and collection of taxes .....	2,375.00
Finance Department .....	.....
<b>Protection to Persons &amp; Property</b>	
Fire .....	6,000.00
Police .....	16,052.00
Other .....	.....
<b>Streets and Roads</b>	
Repairs and maintenance .....	4,055.00
Street lighting .....	2,216.89
<b>Sanitation</b>	
Street cleaning .....	.....
Garbage and ash removal .....	.....
Sewers .....	.....
<b>Health and Charities</b>	
Health service .....	345.00
Poor (including relief) .....	310.00
Hospitals (aid and maintenance) .....	.....
Other .....	.....
<b>Recreation</b>	
Beaches and boardwalks .....	.....
Parks and playgrounds .....	.....
Other .....	.....
<b>Educational</b> (Exclusive of school districts) ..	
.....	.....
<b>Unclassified Purposes</b> (Including contingent) .....	
.....	900.00
<b>SUB-TOTAL—Municipal functions..</b>	<b>\$38,251.85</b>

<b>Per Capita—Municipal functions .....</b>	<b>\$59.96</b>
Capital imp'ts and capital imp't fund .....	\$400.00
<b>Debt Service</b>	
Principal payments .....	.....
Interest payments .....	.....
<b>Total .....</b>	<b>.....</b>
<b>Per Capita Debt Service .....</b>	
<b>Deferred Charges and Statutory Expenditures</b>	
Emergencies .....	.....
Other deferred chgs. .....	\$9,808.39
<b>Total .....</b>	<b>9,808.39</b>

<b>TOTAL—Municipal expenditures ..</b>	<b>\$48,460.24</b>
<b>Required Payments for Local School, County, and Special District Taxes .....</b>	<b>48,868.61</b>

<b>TOTAL EXPENDITURES AND RE- QUIRED PAYMENTS .....</b>	<b>\$97,328.85</b>
Reserve for uncollected taxes .....	\$2,870.61
<b>GRAND TOTAL—Budget .....</b>	<b>\$100,199.46</b>

<b>RECEIPTS AND REVENUES REALIZED IN 1950 TO MEET EXPENDITURES AND RE- QUIRED PAYMENTS</b>	
Surplus revenue appropriated ..	\$8,500.00
Miscellaneous revenues realized ..	21,214.33
State aid revenues realized .....	838.00
<b>Delinquent taxes including</b>	
liens—1950 collections .....	1,417.37
Current taxes—1950 collections..	74,515.59
Emergency borrowings .....	.....
<b>TOTAL RECEIPTS AND REVENUES REALIZED .....</b>	<b>\$106,485.20</b>

<b>CAPITAL OUTLAY—1950</b>	
Beaches and boardwalks .....	.....
Buildings and equipment .....	.....
Parks and playgrounds .....	\$250.00
Sewers .....	.....
Streets, roads and bridges .....	.....
Water supply .....	.....
Other .....	.....

<b>Tax rate .....</b>	<b>\$2.94</b>
Local school tax rate .....	1.06
County tax rate .....	0.82
Local purpose tax rate .....	1.06

<b>TAXES</b>	
Local school tax ...	\$27,561.00
County taxes .....	21,307.61
Special district taxes .....	.....
<b>Local purpose levy .....</b>	<b>48,868.61</b>
.....	27,501.00
<b>Total tax levy (tax duplicate) ..</b>	<b>\$76,369.61</b>

<b>Per Capita Total Tax Levy .....</b>	<b>\$119.70</b>
<b>Current</b>	
1950 taxes levied (total) .....	\$76,458.93
Collected in 1950 .....	74,515.59
Per cent of levy collected in 1950 ...	97.45
Transferred to liens .....	523.58
Cancelled, abated or adjusted .....	.....
Outstanding December 31, 1950 ..	\$1,419.76

<b>All Prior Years Outstanding</b>	
Balance January 1, 1950 .....	\$1,801.99
Collected in 1950 .....	1,137.10
Balance December 31, 1950 .....	\$549.12

<b>Tax Title Liens Outstanding</b>	
Balance January 1, 1950 .....	\$7,479.49
Redeemed by cash .....	280.27
Balance December 31, 1950 .....	\$7,859.06

<b>Property Acquired by Deed or Foreclosure</b>	
Balance January 1, 1950 .....	\$673.00
Sale for cash .....	.....
Balance December 31, 1950 .....	\$673.00

<b>CAPITAL DEBT, DECEMBER 31, 1950</b>	
<b>Gross Debt</b>	
School debt .....	.....
Self-liquidating debt. ....	.....
Other capital debt ..	.....
<b>TOTAL GROSS DEBT .....</b>	<b>.....</b>
<b>Per Capita Gross Debt .....</b>	

<b>Deductions for</b>	
School debt .....	.....
Self-liquidating debt. ....	.....
Other capital debt ..	.....
<b>TOTAL DEDUCTIONS .....</b>	<b>.....</b>
<b>NET DEBT .....</b>	<b>.....</b>

<b>Average Assessed Valuations</b>	
Real Property 1948-1949-1950..	\$2,167,530.00
<b>Per Cent of Net Debt .....</b>	<b>.....</b>

<b>CURRENT FINANCES DECEMBER 31, 1950</b>	
Cash .....	\$44,229.96
Taxes receivable .....	1,968.88
Tax title liens .....	7,859.06
Foreclosed property .....	673.00
Accounts receivable .....	142.25
State road aid receivable .....	.....
Emergencies and deferred charges ..	.....
<b>TOTAL ASSETS .....</b>	<b>\$54,873.15</b>
Cash liabilities .....	\$13,372.33
Reserves .....	10,643.19
Surplus revenue .....	30,857.63
<b>TOTAL LIABILITIES AND SURPLUS .....</b>	<b>\$54,873.15</b>

## ANDOVER BOROUGH—SUSSEX COUNTY

Population Census, 1950—560  
1940—512

Land Area 2.0 sq. mi.

Net Valuation Taxable \$363,690

### EXPENDITURES AND REQUIRED PAYMENTS FOR 1950

**General Government**  
Administrative and executive . . . \$2,808.20  
Assessment and collection of taxes . . . 328.75  
Finance Department . . . . . 50.00

**Protection to Persons & Property**  
Fire . . . . . 1,890.34  
Police . . . . . 440.23  
Other . . . . .

**Streets and Roads**  
Repairs and maintenance . . . . . 1,500.00  
Street lighting . . . . . 1,254.08

**Sanitation**  
Street cleaning . . . . .  
Garbage and ash removal . . . . .  
Sewers . . . . .

**Health and Charities**  
Health service . . . . . 25.00  
Poor (including relief) . . . . . 925.00  
Hospitals (aid and maintenance) . . . . . 100.00  
Other . . . . .

**Recreation**  
Beaches and boardwalks . . . . .  
Parks and playgrounds . . . . .  
Other . . . . .

**Educational**  
(Exclusive of school districts) . . . . .  
**Unclassified Purposes**  
(Including contingent) . . . . .

SUB-TOTAL—Municipal functions.. \$9,321.60

**Per Capita—Municipal functions** . . . . . \$16.65  
Capital imp'ts and capital imp't fund . . . . . \$232.00

**Debt Service**  
Principal payments . . . . .  
Interest payments . . . . . \$27.00  
Total . . . . . 27.00

**Per Capita Debt Service** . . . . . \$0.05

**Deferred Charges and Statutory Expenditures**  
Emergencies . . . . .  
Other deferred chgs. . . . . \$35.86  
Total . . . . . 35.86

TOTAL—Municipal expenditures . . . . . \$9,616.46

**Required Payments for Local School, County, and Special District Taxes** . . . . . 20,486.62

TOTAL EXPENDITURES AND REQUIRED PAYMENTS . . . . . \$30,103.08

Reserve for uncollected taxes . . . . . \$6,066.40

GRAND TOTAL—Budget . . . . . \$36,169.48

### RECEIPTS AND REVENUES REALIZED IN 1950 TO MEET EXPENDITURES AND REQUIRED PAYMENTS

Surplus revenue appropriated . . . . . \$2,000.00  
Miscellaneous revenues realized . . . . . 2,939.97  
State aid revenues realized . . . . . 1,022.00

**Delinquent taxes including**  
Liens—1950 collections . . . . . 3,695.94  
Current taxes—1950 collections . . . . . 22,265.53  
Emergency borrowings . . . . .

TOTAL RECEIPTS AND REVENUES REALIZED . . . . . \$31,923.44

### CAPITAL OUTLAY—1950

Beaches and boardwalks . . . . .  
Buildings and equipment . . . . .  
Parks and playgrounds . . . . .  
Sewers . . . . .  
Streets, roads and bridges . . . . .  
Water supply . . . . .  
Other . . . . .

**Tax rate** . . . . . **\$7.51**  
Local school tax rate . . . . . 3.92  
County tax rate . . . . . 1.71  
Local purpose tax rate . . . . . 1.88

### TAXES

Local school tax . . . . . \$14,250.00  
County taxes . . . . . 6,236.62  
Special district taxes . . . . .

Local purpose levy . . . . . \$20,486.62  
6,800.00

Total tax levy (tax duplicate) . . . . . \$27,286.62

**Per Capita Total Tax Levy** . . . . . **\$48.73**

**Current**  
1950 taxes levied (total) . . . . . \$27,286.62  
Collected in 1950 . . . . . 22,265.53  
Per cent of levy collected in 1950 . . . . . 81.59  
Transferred to liens . . . . .  
Cancelled, abated or adjusted . . . . .  
Outstanding December 31, 1950 . . . . . \$5,021.09

**All Prior Years Outstanding**  
Balance January 1, 1950 . . . . . \$5,901.63  
Collected in 1950 . . . . . 3,398.01  
Balance December 31, 1950 . . . . . \$2,430.93

**Tax Title Liens Outstanding**  
Balance January 1, 1950 . . . . . \$387.62  
Redeemed by cash . . . . . 297.93  
Balance December 31, 1950 . . . . . \$89.69

**Property Acquired by Deed or Foreclosure**  
Balance January 1, 1950 . . . . .  
Sale for cash . . . . .  
Balance December 31, 1950 . . . . .

### CAPITAL DEBT, DECEMBER 31, 1950

**Gross Debt**  
School debt . . . . .  
Self-liquidating debt. . . . . \$18,600.00  
Other capital debt . . . . .

TOTAL GROSS DEBT . . . . . \$18,600.00  
**Per Capita Gross Debt** . . . . . **\$33.21**

**Deductions for**  
School debt . . . . .  
Self-liquidating debt. . . . . \$17,987.00  
Other capital debt . . . . .

TOTAL DEDUCTIONS . . . . . 17,987.00  
NET DEBT . . . . . \$613.00

**Average Assessed Valuations**  
Real Property 1948-1949-1950 . . . . . \$305,865.00  
Per Cent of Net Debt . . . . . 0.20

### CURRENT FINANCES DECEMBER 31, 1950

Cash . . . . . \$14,361.86  
Taxes receivable . . . . . 7,452.02  
Tax title liens . . . . . 89.69  
Foreclosed property . . . . .  
Accounts receivable . . . . . 1,531.79  
State road aid receivable . . . . .  
Emergencies and deferred charges . . . . . 1,020.54

TOTAL ASSETS . . . . . \$24,455.90

Cash liabilities . . . . . \$544.47  
Reserves . . . . . 9,073.50  
Surplus revenue . . . . . 14,837.93

TOTAL LIABILITIES AND SURPLUS . . . . . \$24,455.90

**ANDOVER TOWNSHIP—SUSSEX COUNTY**

Population Census, 1950—1,050  
1940—591

Land Area 20.4 sq. mi.

Net Valuation Taxable \$1,079,781

**EXPENDITURES AND RE-  
QUIRED PAYMENTS FOR 1950**

<b>General Government</b>	
Administrative and executive .....	\$3,102.85
Assessment and collection of taxes .....	865.82
Finance Department .....	311.89
<b>Protection to Persons &amp; Property</b>	
Fire .....	200.00
Police .....	85.00
Other .....	.....
<b>Streets and Roads</b>	
Repairs and maintenance .....	18,894.44
Street lighting .....	150.00
<b>Sanitation</b>	
Street cleaning .....	.....
Garbage and ash removal .....	.....
Sewers .....	.....
<b>Health and Charities</b>	
Health service .....	523.11
Poor (including relief) .....	600.00
Hospitals (aid and maintenance) .....	300.00
Other .....	50.00
<b>Recreation</b>	
Beaches and boardwalks .....	.....
Parks and playgrounds .....	.....
Other .....	.....
<b>Educational</b>	
(Exclusive of school districts) ..	.....
<b>Unclassified Purposes</b>	
(Including contingent) .....	25.00
<b>SUB-TOTAL—Municipal functions..</b>	<b>\$25,108.11</b>
<b>Per Capita—Municipal functions .....</b>	
Capital imp'ts and capital imp't fund .....	\$23.91
Debt Service .....	\$650.00
Principal payments .....	.....
Interest payments .....	.....
Total .....	.....
<b>Per Capita Debt Service .....</b>	
<b>Deferred Charges and Statutory Expenditures</b>	
Emergencies .....	.....
Other deferred chgs. ....	.....
Total .....	.....
<b>TOTAL—Municipal expenditures ...</b>	<b>\$25,758.11</b>
<b>Required Payments for Local School, County, and Special District Taxes .....</b>	
	61,217.30
<b>TOTAL EXPENDITURES AND REQUIRED PAYMENTS .....</b>	<b>\$86,975.41</b>
Reserve for uncollected taxes .....	\$12,808.73
<b>GRAND TOTAL—Budget .....</b>	<b>\$99,784.14</b>
<b>RECEIPTS AND REVENUES REALIZED IN 1950 TO MEET EXPENDITURES AND REQUIRED PAYMENTS</b>	
Surplus revenue appropriated ..	.....
Miscellaneous revenues realized ..	\$11,435.01
State aid revenues realized .....	8,194.00
Delinquent taxes including	.....
liens—1950 collections .....	9,268.70
Current taxes—1950 collections..	66,726.13
Emergency borrowings .....	.....
<b>TOTAL RECEIPTS AND REVENUES REALIZED .....</b>	<b>\$95,623.84</b>

**CAPITAL OUTLAY—1950**

Beaches and boardwalks .....	.....
Buildings and equipment .....	.....
Parks and playgrounds .....	.....
Sewers .....	.....
Streets, roads and bridges .....	.....
Water supply .....	.....
Other .....	.....

<b>Tax rate .....</b>	<b>\$7.27</b>
Local school tax rate .....	4.01
County tax rate .....	1.66
Local purpose tax rate ....	1.60

**TAXES**

Local school tax ...	\$43,296.92	
County taxes .....	17,920.38	
Special district taxes .....	.....	
Local purpose levy .....	.....	\$61,217.30
		17,222.84
<b>Total tax levy (tax duplicate) ..</b>		<b>\$78,440.14</b>
<b>Per Capita Total Tax Levy .....</b>	<b>\$74.70</b>	

<b>Current</b>	
1950 taxes levied (total) .....	\$78,447.29
Collected in 1950 .....	66,726.13
Per cent of levy collected in 1950 ...	85.05
Transferred to liens .....	.....
Cancelled, abated or adjusted .....	852.41
Outstanding December 31, 1950 ..	\$10,868.75

<b>All Prior Years Outstanding</b>	
Balance January 1, 1950 .....	\$10,930.04
Collected in 1950 .....	9,033.50
Balance December 31, 1950 .....	1,896.54

<b>Tax Title Liens Outstanding</b>	
Balance January 1, 1950 .....	\$1,848.99
Redeemed by cash .....	235.20
Balance December 31, 1950 .....	\$1,600.52

<b>Property Acquired by Deed or Foreclosure</b>	
Balance January 1, 1950 .....	.....
Sale for cash .....	.....
Balance December 31, 1950 .....	.....

**CAPITAL DEBT, DECEMBER 31, 1950**

<b>Gross Debt</b>	
School debt .....	.....
Self-liquidating debt .....	.....
Other capital debt ..	.....
<b>TOTAL GROSS DEBT .....</b>	<b>.....</b>
<b>Per Capita Gross Debt .....</b>	<b>.....</b>
<b>Deductions for</b>	
School debt .....	.....
Self-liquidating debt .....	.....
Other capital debt ..	.....
<b>TOTAL DEDUCTIONS .....</b>	<b>.....</b>
<b>NET DEBT .....</b>	<b>.....</b>

<b>Average Assessed Valuations</b>	
Real Property 1948-1949-1950..	\$936,139.00
Per Cent of Net Debt .....	.....

**CURRENT FINANCES DECEMBER 31, 1950**

Cash .....	\$30,223.75
Taxes receivable .....	12,765.29
Tax title liens .....	1,600.52
Foreclosed property .....	.....
Accounts receivable .....	134.46
State road aid receivable .....	.....
Emergencies and deferred charges ..	.....
<b>TOTAL ASSETS .....</b>	<b>\$44,724.02</b>
Cash liabilities .....	\$1,090.78
Reserves .....	14,500.27
Surplus revenue .....	29,132.97
<b>TOTAL LIABILITIES AND SURPLUS .....</b>	<b>\$44,724.02</b>

## ASBURY PARK CITY—MONMOUTH COUNTY

Population Census, 1950—17,035      Land Area 1.5 sq. mi.      Net Valuation Taxable \$25,160,376  
 1940—14,617

<b>EXPENDITURES AND RE-</b>	
<b>QUIRED PAYMENTS FOR 1950</b>	
<b>General Government</b>	
Administrative and executive . . .	\$135,850.00
Assessment and collection of taxes	14,500.00
Finance Department . . . . .	23,200.00
<b>Protection to Persons &amp; Property</b>	
Fire . . . . .	152,359.69
Police . . . . .	203,340.31
Other . . . . .	. . . . .
<b>Streets and Roads</b>	
Repairs and maintenance . . . . .	63,000.00
Street lighting . . . . .	28,000.00
<b>Sanitation</b>	
Street cleaning . . . . .	. . . . .
Garbage and ash removal . . . . .	86,500.00
Sewers . . . . .	32,300.00
<b>Health and Charities</b>	
Health service . . . . .	18,650.00
Poor (including relief) . . . . .	33,850.00
Hospitals (aid and maintenance).	750.00
Other . . . . .	3,550.00
<b>Recreation</b>	
Beaches and boardwalks . . . . .	. . . . .
Parks and playgrounds . . . . .	20,100.00
Other . . . . .	300.00
<b>Educational</b>	
(Exclusive of school districts) . .	17,800.00
<b>Unclassified Purposes</b>	
(Including contingent) . . . . .	91,755.00
<b>SUB-TOTAL—Municipal functions..</b>	<b>\$925,805.00</b>

<b>Per Capita—Municipal functions . . .</b>	<b>\$54.35</b>
Capital imp'ts and capital imp't fund	\$89,700.00
<b>Debt Service</b>	
Principal payments . . . . .	\$263,000.00
Interest payments . . . . .	268,427.50
<b>Total . . . . .</b>	<b>531,427.50</b>
<b>Per Capita Debt Service . . . . .</b>	
	<b>\$31.20</b>
<b>Deferred Charges and Statutory Expenditures</b>	
Emergencies . . . . .	\$12,750.00
Other deferred chgs.	31,508.70
<b>Total . . . . .</b>	<b>44,258.70</b>

**TOTAL—Municipal expenditures . . . . .** **\$1,591,191.20**

<b>Required Payments for Local School, County, and Special District Taxes . . . . .</b>	<b>682,315.68</b>
-----------------------------------------------------------------------------------------	-------------------

**TOTAL EXPENDITURES AND REQUIRED PAYMENTS . . . . .** **\$2,273,506.88**

Reserve for uncollected taxes . . . . .	\$182,300.55
<b>GRAND TOTAL—Budget . . . . .</b>	<b>\$2,455,807.43</b>

**RECEIPTS AND REVENUES REALIZED IN 1950 TO MEET EXPENDITURES AND REQUIRED PAYMENTS**

Surplus revenue appropriated . . . . .	\$112,750.00
Miscellaneous revenues realized.	607,413.96
State aid revenues realized . . . . .	10,250.00
<b>Delinquent taxes including</b>	
liens—1950 collections . . . . .	165,343.49
Current taxes—1950 collections..	1,497,263.07
Emergency borrowings . . . . .	. . . . .

**TOTAL RECEIPTS AND REVENUES REALIZED . . . . .** **\$2,393,020.52**

**CAPITAL OUTLAY—1950**

Beaches and boardwalks . . . . .	. . . . .
Buildings and equipment . . . . .	. . . . .
Parks and playgrounds . . . . .	. . . . .
Sewers . . . . .	. . . . .
Streets, roads and bridges . . . . .	. . . . .
Water supply . . . . .	. . . . .
Other . . . . .	\$4,000.00

<b>Tax rate . . . . .</b>	<b>\$6.54</b>
Local school tax rate . . . . .	1.23
County tax rate . . . . .	1.48
Local purpose tax rate . . . . .	3.83

**TAXES**

Local school tax . . . . .	\$310,528.58
County taxes . . . . .	371,787.10
Special district taxes . . . . .	. . . . .
<b>Local purpose levy . . . . .</b>	<b>\$682,315.68</b>
	965,341.75
<b>Total tax levy (tax duplicate) . .</b>	<b>\$1,647,657.43</b>

**Per Capita Total Tax Levy . . . . .** **\$96.72**

<b>Current</b>	
1950 taxes levied (total) . . . . .	\$1,651,106.72
Collected in 1950 . . . . .	1,497,263.07
Per cent of levy collected in 1950 . . . . .	90.68
Transferred to liens . . . . .	7,267.89
Cancelled, abated or adjusted . . . . .	1,384.37
Outstanding December 31, 1950 . .	\$145,191.39

<b>All Prior Years Outstanding</b>	
Balance January 1, 1950 . . . . .	\$219,503.93
Collected in 1950 . . . . .	158,701.68
Balance December 31, 1950 . . . . .	\$59,951.48

<b>Tax Title Liens Outstanding</b>	
Balance January 1, 1950 . . . . .	\$61,154.50
Redeemed by cash . . . . .	6,641.81
Balance December 31, 1950 . . . . .	\$62,708.83

<b>Property Acquired by Deed or Foreclosure</b>	
Balance January 1, 1950 . . . . .	\$257,238.60
Sale for cash . . . . .	8,864.00
Balance December 31, 1950 . . . . .	\$241,564.60

**CAPITAL DEBT, DECEMBER 31, 1950**

<b>Gross Debt</b>	
School debt . . . . .	\$500.00
Self-liquidating debt.	1,000.00
Other capital debt . . . . .	10,144,500.00

**TOTAL GROSS DEBT . . . . .** **\$10,146,000.00**

**Per Capita Gross Debt . . . . .** **\$595.60**

<b>Deductions for</b>	
School debt . . . . .	\$500.00
Self-liquidating debt.	1,000.00
Other capital debt . . . . .	1,666,500.00

**TOTAL DEDUCTIONS . . . . .** **1,668,000.00**

**NET DEBT . . . . .** **\$8,478,000.00**

<b>Average Assessed Valuations</b>	
Real Property 1948-1949-1950..	\$23,499,376.00
Per Cent of Net Debt . . . . .	36.07

**CURRENT FINANCES DECEMBER 31, 1950**

Cash . . . . .	\$362,205.63
Taxes receivable . . . . .	205,142.87
Tax title liens . . . . .	62,708.83
Foreclosed property . . . . .	241,564.60
Accounts receivable . . . . .	148,183.09
State road aid receivable . . . . .	. . . . .
Emergencies and deferred charges . .	9,550.79

**TOTAL ASSETS . . . . .** **\$1,029,355.81**

Cash liabilities . . . . .	\$150,498.84
Reserves . . . . .	657,599.39
Surplus revenue . . . . .	221,257.58

**TOTAL LIABILITIES AND SURPLUS . . . . .** **\$1,029,355.81**

# ATLANTIC TOWNSHIP—MONMOUTH COUNTY

Population Census, 1950—1,702      Land Area 31.6 sq. mi.      Net Valuation Taxable \$1,623,345  
 1940—1,177

<b>EXPENDITURES AND RE-REQUIRED PAYMENTS FOR 1950</b>	
<b>General Government</b>	
Administrative and executive . . . . .	\$5,175.00
Assessment and collection of taxes . . . . .	2,775.00
Finance Department . . . . .	300.00
<b>Protection to Persons &amp; Property</b>	
Fire . . . . .	1,000.00
Police . . . . .	2,000.00
Other . . . . .	.....
<b>Streets and Roads</b>	
Repairs and maintenance . . . . .	14,000.00
Street lighting . . . . .	500.00
<b>Sanitation</b>	
Street cleaning . . . . .	.....
Garbage and ash removal . . . . .	.....
Sewers . . . . .	.....
<b>Health and Charities</b>	
Health service . . . . .	1,100.00
Poor (including relief) . . . . .	1,150.00
Hospitals (aid and maintenance) . . . . .	.....
Other . . . . .	.....
<b>Recreation</b>	
Beaches and boardwalks . . . . .	.....
Parks and playgrounds . . . . .	.....
Other . . . . .	.....
<b>Educational</b> (Exclusive of school districts) . . . . .	
<b>Unclassified Purposes</b> (Including contingent) . . . . .	
	500.00
<b>SUB-TOTAL—Municipal functions..</b>	<b>\$28,500.00</b>

<b>Per Capita—Municipal functions . . . . .</b>	<b>\$16.75</b>
Capital imp'ts and capital imp't fund	\$9,000.00
<b>Debt Service</b>	
Principal payments . . . . .	.....
Interest payments . . . . .	.....
Total . . . . .	.....
<b>Per Capita Debt Service . . . . .</b>	
<b>Deferred Charges and Statutory Expenditures</b>	
Emergencies . . . . .	\$6,000.00
Other deferred chgs. . . . .	.....
Total . . . . .	6,000.00
<b>TOTAL—Municipal expenditures . . . . .</b>	<b>\$43,500.00</b>

<b>Required Payments for Local School, County, and Special District Taxes . . . . .</b>	<b>73,640.71</b>
<b>TOTAL EXPENDITURES AND REQUIRED PAYMENTS . . . . .</b>	<b>\$117,140.71</b>
Reserve for uncollected taxes . . . . .	\$24,960.77
<b>GRAND TOTAL—Budget . . . . .</b>	<b>\$142,101.48</b>

<b>RECEIPTS AND REVENUES REALIZED IN 1950 TO MEET EXPENDITURES AND RE-REQUIRED PAYMENTS</b>	
Surplus revenue appropriated . . . . .	\$13,000.00
Miscellaneous revenues realized . . . . .	19,765.25
State aid revenues realized . . . . .	7,349.00
<b>Delinquent taxes including</b>	
Liens—1950 collections . . . . .	15,347.80
Current taxes—1950 collections..	86,952.66
Emergency borrowings . . . . .	.....
<b>TOTAL RECEIPTS AND REVENUES REALIZED . . . . .</b>	<b>\$142,414.71</b>

<b>CAPITAL OUTLAY—1950</b>	
Beaches and boardwalks . . . . .	.....
Buildings and equipment . . . . .	.....
Parks and playgrounds . . . . .	.....
Sewers . . . . .	.....
Streets, roads and bridges . . . . .	.....
Water supply . . . . .	.....
Other . . . . .	.....

<b>Tax rate . . . . .</b>	<b>\$6.38</b>
Local school tax rate . . . . .	3.03
County tax rate . . . . .	1.51
Local purpose tax rate . . . . .	1.84

<b>TAXES</b>	
Local school tax . . . . .	\$49,184.68
County taxes . . . . .	24,456.03
Special district taxes . . . . .	.....
Local purpose levy . . . . .	29,811.77
<b>Total tax levy (tax duplicate) . . . . .</b>	<b>\$103,452.48</b>

<b>Per Capita Total Tax Levy . . . . .</b>	<b>\$60.78</b>
<b>Current</b>	
1950 taxes levied (total) . . . . .	\$103,552.32
Collected in 1950 . . . . .	86,952.66
Per cent of levy collected in 1950 . . . . .	83.96
Transferred to liens . . . . .	32.53
Cancelled, abated or adjusted . . . . .	595.52
Outstanding December 31, 1950 . . . . .	\$15,971.61

<b>All Prior Years Outstanding</b>	
Balance January 1, 1950 . . . . .	\$20,999.19
Collected in 1950 . . . . .	15,218.88
Balance December 31, 1950 . . . . .	\$5,801.10

<b>Tax Title Liens Outstanding</b>	
Balance January 1, 1950 . . . . .	\$4,083.57
Redeemed by cash . . . . .	123.92
Balance December 31, 1950 . . . . .	\$3,987.18

<b>Property Acquired by Deed or Foreclosure</b>	
Balance January 1, 1950 . . . . .	.....
Sale for cash . . . . .	.....
Balance December 31, 1950 . . . . .	.....

<b>CAPITAL DEBT, DECEMBER 31, 1950</b>	
<b>Gross Debt</b>	
School debt . . . . .	\$111,800.00
Self-liquidating debt. . . . .	.....
Other capital debt . . . . .	.....
<b>TOTAL GROSS DEBT . . . . .</b>	<b>\$111,800.00</b>
<b>Per Capita Gross Debt . . . . .</b>	<b>\$65.69</b>

<b>Deductions for</b>	
School debt . . . . .	\$86,534.00
Self-liquidating debt. . . . .	.....
Other capital debt . . . . .	.....
<b>TOTAL DEDUCTIONS . . . . .</b>	<b>86,534.00</b>
<b>NET DEBT . . . . .</b>	<b>\$25,266.00</b>

<b>Average Assessed Valuations</b>	
Real Property 1948-1949-1950..	\$1,442,226.00
Per Cent of Net Debt . . . . .	1.75

<b>CURRENT FINANCES DECEMBER 31, 1950</b>	
Cash . . . . .	\$97,990.94
Taxes receivable . . . . .	21,772.71
Tax title liens . . . . .	3,987.18
Foreclosed property . . . . .	.....
Accounts receivable . . . . .	3,680.01
State road aid receivable . . . . .	5,701.15
Emergencies and deferred charges . . . . .	.....
<b>TOTAL ASSETS . . . . .</b>	<b>\$133,131.99</b>
Cash liabilities . . . . .	\$16,105.44
Reserves . . . . .	29,439.90
Surplus revenue . . . . .	87,586.65
<b>TOTAL LIABILITIES AND SURPLUS . . . . .</b>	<b>\$133,131.99</b>

# ATLANTIC CITY—CITY—ATLANTIC COUNTY

Population Census, 1950—61,642  
1940—64,094

Land Area 11.92 sq. mi.

Net Valuation Taxable \$95,514,733

<b>EXPENDITURES AND REQUIRED PAYMENTS FOR 1950</b>	
<b>General Government</b>	
Administrative and executive .....	\$573,691.54
Assessment and collection of taxes .....	118,813.17
Finance Department .....	51,999.23
<b>Protection to Persons &amp; Property</b>	
Fire .....	997,420.30
Police .....	1,149,195.54
Other .....	.....
<b>Streets and Roads</b>	
Repairs and maintenance .....	197,282.75
Street lighting .....	175,600.00
<b>Sanitation</b>	
Street cleaning .....	77,335.03
Garbage and ash removal .....	168,740.60
Sewers .....	.....
<b>Health and Charities</b>	
Health service .....	58,813.14
Poor (including relief) .....	173,553.27
Hospitals (aid and maintenance) .....	138,112.00
Other .....	20,619.42
<b>Recreation</b>	
Beaches and boardwalks .....	134,818.72
Parks and playgrounds .....	102,210.73
Other .....	110,621.74
<b>Educational</b>	
(Exclusive of school districts) ..	54,795.43
<b>Unclassified Purposes</b>	
(Including contingent) .....	457,132.18
<b>SUB-TOTAL—Municipal functions..</b>	<b>\$4,760,754.79</b>
<b>Per Capita—Municipal functions .....</b>	
.....	<b>\$77.23</b>
Capital imp'ts and capital imp't fund .....	\$945,180.95
<b>Debt Service</b>	
Principal payments ..	\$829,000.00
Interest payments ..	575,587.50
Total .....	1,404,587.50
<b>Per Capita Debt Service .....</b>	
.....	<b>\$22.79</b>
<b>Deferred Charges and Statutory Expenditures</b>	
Emergencies .....	\$293,250.00
Other deferred chgs. .....	296,613.25
Total .....	589,863.25
<b>TOTAL—Municipal expenditures ...</b>	<b>\$7,700,386.49</b>
<b>Required Payments for Local School, County, and Special District Taxes</b>	
.....	3,280,559.55
<b>TOTAL EXPENDITURES AND REQUIRED PAYMENTS .....</b>	<b>\$10,980,946.04</b>
Reserve for uncollected taxes .....	\$384,491.69
<b>GRAND TOTAL—Budget .....</b>	<b>\$11,365,437.73</b>
<b>RECEIPTS AND REVENUES REALIZED IN 1950 TO MEET EXPENDITURES AND REQUIRED PAYMENTS</b>	
Surplus revenue appropriated ..	\$800,000.00
Miscellaneous revenues realized ..	3,175,185.51
State aid revenues realized .....	39,223.00
<b>Delinquent taxes including</b>	
Liens—1950 collections .....	319,461.03
Current taxes—1950 collections ..	6,747,165.38
Emergency borrowings .....	.....
<b>TOTAL RECEIPTS AND REVENUES REALIZED .....</b>	<b>\$11,081,034.92</b>
<b>CAPITAL OUTLAY—1950</b>	
Beaches and boardwalks .....	.....
Buildings and equipment .....	.....
Parks and playgrounds .....	.....
Sewers .....	.....
Streets, roads and bridges .....	.....
Water supply .....	.....
Other .....	.....

<b>Tax rate .....</b>	<b>\$7.50</b>
Local school tax rate .....	1.99
County tax rate .....	1.45
Local purpose tax rate .....	4.06
<b>TAXES</b>	
Local school tax ...	\$1,898,017.74
County taxes .....	1,382,541.81
Special district taxes .....	.....
Local purpose levy .....	\$3,280,559.55
.....	3,890,658.05
<b>Total tax levy (tax duplicate) ..</b>	<b>\$7,171,217.60</b>
<b>Per Capita Total Tax Levy .....</b>	
.....	<b>\$116.34</b>
<b>Current</b>	
1950 taxes levied (total) .....	\$7,183,665.61
Collected in 1950 .....	6,747,165.38
Per cent of levy collected in 1950 ...	93.92
Transferred to liens .....	34,635.84
Cancelled, abated or adjusted .....	24,180.52
Outstanding December 31, 1950 ..	\$377,683.87
<b>All Prior Years Outstanding</b>	
Balance January 1, 1950 .....	\$506,586.20
Collected in 1950 .....	301,863.27
Balance December 31, 1950 .....	204,090.30
<b>Tax Title Liens Outstanding</b>	
Balance January 1, 1950 .....	656,144.01
Redeemed by cash .....	17,597.76
Balance December 31, 1950 .....	\$629,167.40
<b>Property Acquired by Deed or Foreclosure</b>	
Balance January 1, 1950 .....	\$1,075,922.18
Sale for cash .....	114,474.68
Balance December 31, 1950 .....	\$1,074,962.50
<b>CAPITAL DEBT, DECEMBER 31, 1950</b>	
<b>Gross Debt</b>	
School debt .....	.....
Self-liquidating debt. ..	\$1,268,000.00
Other capital debt ..	16,445,000.00
<b>TOTAL GROSS DEBT .....</b>	<b>\$17,713,000.00</b>
<b>Per Capita Gross Debt .....</b>	
.....	<b>\$287.35</b>
<b>Deductions for</b>	
School debt .....	.....
Self-liquidating debt. ..	\$1,268,000.00
Other capital debt ..	27,000.00
<b>TOTAL DEDUCTIONS .....</b>	<b>1,295,000.00</b>
<b>NET DEBT .....</b>	<b>\$16,418,000.00</b>
<b>Average Assessed Valuations</b>	
Real Property 1948-1949-1950 ..	\$87,159,923.00
Per Cent of Net Debt .....	18.83
<b>CURRENT FINANCES DECEMBER 31, 1950</b>	
Cash .....	\$1,900,140.25
Taxes receivable .....	581,774.17
Tax title liens .....	629,167.40
Foreclosed property .....	1,074,962.50
Accounts receivable .....	178,472.83
State road aid receivable .....	115,366.13
Emergencies and deferred charges ..	211,300.00
<b>TOTAL ASSETS .....</b>	<b>\$4,691,183.28</b>
Cash liabilities .....	1,354,116.26
Reserves .....	2,464,376.90
Surplus revenue .....	872,690.12
<b>TOTAL LIABILITIES AND SURPLUS .....</b>	<b>\$4,691,183.28</b>

# ATLANTIC HIGHLANDS BOROUGH—MONMOUTH COUNTY

Population Census, 1950—3,090  
1940—2,335

Land Area 1.2 sq. mi.

Net Valuation Taxable \$2,895,683

<b>EXPENDITURES AND RE- QUIRED PAYMENTS FOR 1950</b>	
<b>General Government</b>	
Administrative and executive .....	\$17,089.66
Assessment and collection of taxes .....	4,168.71
Finance Department .....	.....
<b>Protection to Persons &amp; Property</b>	
Fire .....	6,279.13
Police .....	24,350.00
Other .....	.....
<b>Streets and Roads</b>	
Repairs and maintenance .....	13,800.00
Street lighting .....	6,632.00
<b>Sanitation</b>	
Street cleaning .....	.....
Garbage and ash removal .....	11,050.00
Sewers .....	6,550.00
<b>Health and Charities</b>	
Health service .....	3,250.00
Poor (including relief) .....	2,970.00
Hospitals (aid and maintenance) .....	.....
Other .....	.....
<b>Recreation</b>	
Beaches and boardwalks .....	.....
Parks and playgrounds .....	.....
Other .....	750.00
<b>Educational</b> (Exclusive of school districts) ..	
.....	.....
<b>Unclassified Purposes</b> (Including contingent) .....	
.....	42,910.00
<b>SUB-TOTAL—Municipal functions..</b>	<b>\$139,799.50</b>
<b>Per Capita—Municipal functions .....</b>	
.....	<b>\$45.24</b>
Capital imp'ts and capital imp't fund .....	\$3,500.00
<b>Debt Service</b>	
Principal payments .....	\$22,600.00
Interest payments .....	4,928.13
Total .....	27,528.13
<b>Per Capita Debt Service .....</b>	
.....	<b>\$8.91</b>
<b>Deferred Charges and Statutory Expenditures</b>	
Emergencies .....	\$9,000.00
Other deferred chgs. ....	.....
Total .....	9,000.00
<b>TOTAL—Municipal expenditures ..</b>	<b>\$179,827.63</b>
<b>Required Payments for Local School, County, and Special District Taxes .....</b>	
.....	126,063.92
<b>TOTAL EXPENDITURES AND REQUIRED PAYMENTS .....</b>	<b>\$305,891.55</b>
Reserve for uncollected taxes .....	\$39,198.76
<b>GRAND TOTAL—Budget .....</b>	<b>\$345,090.31</b>
<b>RECEIPTS AND REVENUES REALIZED IN 1950 TO MEET EXPENDITURES AND REQUIRED PAYMENTS</b>	
Surplus revenue appropriated ..	\$47,500.00
Miscellaneous revenues realized ..	91,369.24
State aid revenues realized .....	3,196.00
<b>Delinquent taxes including</b>	
liens—1950 collections .....	19,887.02
Current taxes—1950 collections ..	179,130.33
Emergency borrowings .....	.....
<b>TOTAL RECEIPTS AND REVENUES REALIZED .....</b>	<b>\$341,082.59</b>

### CAPITAL OUTLAY—1950

Beaches and boardwalks .....	.....
Buildings and equipment .....	\$17,158.83
Parks and playgrounds .....	.....
Sewers .....	.....
Streets, roads and bridges .....	2,714.62
Water supply .....	.....
Other .....	225.00

<b>Tax rate .....</b>	<b>\$6.79</b>
Local school tax rate .....	2.84
County tax rate .....	1.51
Local purpose tax rate .....	2.44

### TAXES

Local school tax .....	\$82,246.33
County taxes .....	43,817.59
Special district taxes .....	.....
Local purpose levy .....	\$126,063.92
.....	72,062.24
<b>Total tax levy (tax duplicate) ..</b>	<b>\$198,126.16</b>

<b>Per Capita Total Tax Levy .....</b>	<b>\$64.12</b>
----------------------------------------	----------------

<b>Current</b>	
1950 taxes levied (total) .....	\$198,126.16
Collected in 1950 .....	179,130.33
Per cent of levy collected in 1950 ..	90.41
Transferred to liens .....	1,242.92
Cancelled, abated or adjusted ..	.....
Outstanding December 31, 1950 ..	\$17,752.91

<b>All Prior Years Outstanding</b>	
Balance January 1, 1950 .....	\$19,911.48
Collected in 1950 .....	19,227.54
Balance December 31, 1950 .....	\$582.47

<b>Tax Title Liens Outstanding</b>	
Balance January 1, 1950 .....	\$20,065.98
Redeemed by cash .....	659.48
Balance December 31, 1950 .....	\$20,699.31

<b>Property Acquired by Deed or Foreclosure</b>	
Balance January 1, 1950 .....	\$2,669.00
Sale for cash .....	240.00
Balance December 31, 1950 .....	\$2,429.00

### CAPITAL DEBT, DECEMBER 31, 1950

<b>Gross Debt</b>	
School debt .....	\$119,000.00
Self-liquidating debt .....	60,600.00
Other capital debt .....	135,000.00
<b>TOTAL GROSS DEBT .....</b>	<b>\$314,600.00</b>

<b>Per Capita Gross Debt .....</b>	<b>\$101.81</b>
------------------------------------	-----------------

<b>Deductions for</b>	
School debt .....	\$119,000.00
Self-liquidating debt .....	60,600.00
Other capital debt .....	.....
<b>TOTAL DEDUCTIONS .....</b>	<b>179,600.00</b>

<b>NET DEBT .....</b>	<b>\$135,000.00</b>
-----------------------	---------------------

<b>Average Assessed Valuations</b>	
Real Property 1948-1949-1950 ..	\$2,632,046.00
Per Cent of Net Debt .....	5.12

### CURRENT FINANCES DECEMBER 31, 1950

Cash .....	\$78,277.04
Taxes receivable .....	18,335.38
Tax title liens .....	20,699.31
Foreclosed property .....	2,429.00
Accounts receivable .....	1,837.61
State road aid receivable .....	4,602.66
Emergencies and deferred charges ..	4,300.00
<b>TOTAL ASSETS .....</b>	<b>\$130,481.00</b>

Cash liabilities .....	\$11,267.89
Reserves .....	43,301.30
Surplus revenue .....	75,911.81
<b>TOTAL LIABILITIES AND SURPLUS .....</b>	<b>\$130,481.00</b>

## AUDUBON BOROUGH—CAMDEN COUNTY

Population Census, 1950—9,558  
1940—8,906

Net Valuation Taxable \$7,662,100

<b>EXPENDITURES AND REQUIRED PAYMENTS FOR 1950</b>	
<b>General Government</b>	
Administrative and executive .....	\$15,256.00
Assessment and collection of taxes .....	9,436.00
Finance Department .....	
<b>Protection to Persons &amp; Property</b>	
Fire .....	17,900.00
Police .....	51,399.00
Other .....	
<b>Streets and Roads</b>	
Repairs and maintenance .....	14,825.00
Street lighting .....	16,100.00
<b>Sanitation</b>	
Street cleaning .....	9,000.31
Garbage and ash removal .....	11,967.69
Sewers .....	19,203.00
<b>Health and Charities</b>	
Health service .....	1,360.00
Poor (including relief) .....	1,380.00
Hospitals (aid and maintenance) .....	
Other .....	
<b>Recreation</b>	
Beaches and boardwalks .....	
Parks and playgrounds .....	1,000.00
Other .....	
<b>Educational</b>	
(Exclusive of school districts) ..	1,055.00
<b>Unclassified Purposes</b>	
(Including contingent) .....	2,600.00
<b>SUB-TOTAL—Municipal functions..</b>	<b>\$172,482.00</b>

<b>Per Capita—Municipal functions ...</b>	<b>\$18.05</b>
Capital imp'ts and capital imp't fund	\$20,311.11
<b>Debt Service</b>	
Principal payments .	\$38,000.00
Interest payments ..	7,795.00
<b>Total .....</b>	<b>45,795.00</b>
<b>Per Capita Debt Service .....</b>	<b>\$4.79</b>
<b>Deferred Charges and Statutory Expenditures</b>	
Emergencies .....	
Other deferred chgs. ....	
<b>Total .....</b>	

<b>TOTAL—Municipal expenditures ...</b>	<b>\$238,588.11</b>
-----------------------------------------	---------------------

<b>Required Payments for Local School, County, and Special District Taxes .....</b>	<b>315,731.56</b>
-------------------------------------------------------------------------------------	-------------------

<b>TOTAL EXPENDITURES AND REQUIRED PAYMENTS .....</b>	<b>\$554,319.67</b>
-------------------------------------------------------	---------------------

Reserve for uncollected taxes .....	\$23,102.26
<b>GRAND TOTAL—Budget .....</b>	<b>\$577,421.93</b>

<b>RECEIPTS AND REVENUES REALIZED IN 1950 TO MEET EXPENDITURES AND REQUIRED PAYMENTS</b>	
Surplus revenue appropriated ..	\$38,000.00
Miscellaneous revenues realized.	59,030.01
State aid revenues realized .....	17,885.35
<b>Delinquent taxes including</b>	
Liens—1950 collections .....	15,414.61
Current taxes—1950 collections..	448,892.20
Emergency borrowings .....	
<b>TOTAL RECEIPTS AND REVENUES REALIZED .....</b>	<b>\$579,222.17</b>

<b>CAPITAL OUTLAY—1950</b>	
Beaches and boardwalks .....	
Buildings and equipment .....	\$39,179.31
Parks and playgrounds .....	
Sewers .....	
Streets, roads and bridges .....	
Water supply .....	
Other .....	

<b>Tax rate .....</b>	<b>\$6.02</b>
Local school tax rate .....	2.69
County tax rate .....	1.43
Local purpose tax rate .....	1.90

<b>TAXES</b>	
Local school tax ...	\$206,000.00
County taxes .....	109,731.56
Special district taxes .....	
Local purpose levy .....	\$315,731.56
	145,745.37
<b>Total tax levy (tax duplicate) ..</b>	<b>\$461,476.93</b>
<b>Per Capita Total Tax Levy .....</b>	
	<b>\$48.28</b>

<b>Current</b>	
1950 taxes levied (total) .....	\$464,182.89
Collected in 1950 .....	448,892.20
Per cent of levy collected in 1950 ...	96.70
Transferred to liens .....	811.25
Cancelled, abated or adjusted .....	1,636.70
Outstanding December 31, 1950 ..	\$12,842.74

<b>All Prior Years Outstanding</b>	
Balance January 1, 1950 .....	\$17,169.68
Collected in 1950 .....	14,664.61
Balance December 31, 1950 .....	\$1,558.71

<b>Tax Title Liens Outstanding</b>	
Balance January 1, 1950 .....	\$14,664.61
Redeemed by cash .....	750.00
Balance December 31, 1950 .....	\$14,484.45

<b>Property Acquired by Deed or Foreclosure</b>	
Balance January 1, 1950 .....	\$6,585.00
Sale for cash .....	2,400.00
Balance December 31, 1950 .....	\$7,185.00

<b>CAPITAL DEBT, DECEMBER 31, 1950</b>	
<b>Gross Debt</b>	
School debt .....	\$189,000.00
Self-liquidating debt.	
Other capital debt ..	158,000.00
<b>TOTAL GROSS DEBT .....</b>	<b>\$347,000.00</b>
<b>Per Capita Gross Debt .....</b>	<b>\$36.30</b>

<b>Deductions for</b>	
School debt .....	\$189,000.00
Self-liquidating debt. ....	
Other capital debt ..	
<b>TOTAL DEDUCTIONS .....</b>	<b>189,000.00</b>
<b>NET DEBT .....</b>	<b>\$158,000.00</b>

<b>Average Assessed Valuations</b>	
Real Property 1948-1949-1950..	\$7,272,843.00
Per Cent of Net Debt .....	2.17

<b>CURRENT FINANCES DECEMBER 31, 1950</b>	
Cash .....	\$107,662.95
Taxes receivable .....	14,401.45
Tax title liens .....	14,484.45
Foreclosed property .....	7,185.00
Accounts receivable .....	
State road aid receivable .....	32,012.88
Emergencies and deferred charges ..	
<b>TOTAL ASSETS .....</b>	<b>\$175,746.73</b>
Cash liabilities .....	\$52,816.82
Reserves .....	36,070.90
Surplus revenue .....	86,859.01
<b>TOTAL LIABILITIES AND SURPLUS .....</b>	<b>\$175,746.73</b>

## AUDUBON PARK BOROUGH—CAMDEN COUNTY

Population Census, 1950—1,859  
1940—

Net Valuation Taxable—\* See note below

<b>EXPENDITURES AND RE-REQUIRED PAYMENTS FOR 1950</b>	
<b>General Government</b>	
Administrative and executive .....	\$3,850.00
Assessment and collection of taxes .....	310.00
Finance Department .....	535.00
<b>Protection to Persons &amp; Property</b>	
Fire .....	3,000.00
Police .....	7,975.00
Other .....	.....
<b>Streets and Roads</b>	
Repairs and maintenance .....	.....
Street lighting .....	400.00
<b>Sanitation</b>	
Street cleaning .....	.....
Garbage and ash removal .....	.....
Sewers .....	.....
<b>Health and Charities</b>	
Health service .....	2,794.00
Poor (including relief) .....	1,850.00
Hospitals (aid and maintenance) .....	.....
Other .....	.....
<b>Recreation</b>	
Beaches and boardwalks .....	.....
Parks and playgrounds .....	.....
Other .....	.....
<b>Educational</b>	
(Exclusive of school districts) ..	.....
<b>Unclassified Purposes</b>	
(Including contingent) .....	300.00
<b>SUB-TOTAL—Municipal functions..</b>	<b>\$21,014.00</b>
<b>Per Capita—Municipal functions ....</b>	
Capital imp'ts and capital imp't fund .....	\$11.30
<b>Debt Service</b>	
Principal payments ..	.....
Interest payments ..	.....
Total .....	.....
<b>Per Capita Debt Service .....</b>	
<b>Deferred Charges and Statutory Expenditures</b>	
Emergencies .....	\$595.00
Other deferred chgs. ....	.....
Total .....	\$595.00
<b>TOTAL—Municipal expenditures ...</b>	<b>\$21,609.00</b>
<b>Required Payments for Local School, County, and Special District Taxes .....</b>	
<b>TOTAL EXPENDITURES AND REQUIRED PAYMENTS ....</b>	<b>\$21,609.00</b>
Reserve for uncollected taxes .....	.....
<b>GRAND TOTAL—Budget .....</b>	<b>\$21,609.00</b>
<b>RECEIPTS AND REVENUES REALIZED IN 1950 TO MEET EXPENDITURES AND RE-REQUIRED PAYMENTS</b>	
Surplus revenue appropriated ..	\$2,300.00
Miscellaneous revenues realized. ..	19,559.53
State aid revenues realized .....	275.00
<b>Delinquent taxes including</b>	
Liens—1950 collections .....	.....
Current taxes—1950 collections..	.....
Emergency borrowings .....	.....
<b>TOTAL RECEIPTS AND REVENUES REALIZED .....</b>	<b>\$22,134.53</b>

### CAPITAL OUTLAY—1950

Beaches and boardwalks .....	.....
Buildings and equipment .....	.....
Parks and playgrounds .....	.....
Sewers .....	.....
Streets, roads and bridges .....	.....
Water supply .....	.....
Other .....	.....

Tax rate .....	.....
Local school tax rate .....	.....
County tax rate .....	.....
Local purpose tax rate .....	.....

### TAXES

Local school tax ... ..	.....
County taxes .....	.....
Special district taxes .....	.....
Local purpose levy .....	.....
<b>Total tax levy (tax duplicate) ..</b>	<b>.....</b>
<b>Per Capita Total Tax Levy .....</b>	
<b>Current</b>	
1950 taxes levied (total) .....	.....
Collected in 1950 .....	.....
Per cent of levy collected in 1950 ... ..	.....
Transferred to liens .....	.....
Cancelled, abated or adjusted .....	.....
Outstanding December 31, 1950 ..	.....

### All Prior Years Outstanding

Balance January 1, 1950 .....	.....
Collected in 1950 .....	.....
Balance December 31, 1950 .....	.....

### Tax Title Liens Outstanding

Balance January 1, 1950 .....	.....
Redeemed by cash .....	.....
Balance December 31, 1950 .....	.....

### Property Acquired by Deed or Foreclosure

Balance January 1, 1950 .....	.....
Sale for cash .....	.....
Balance December 31, 1950 .....	.....

### CAPITAL DEBT, DECEMBER 31, 1950

<b>Gross Debt</b>	
School debt .....	.....
Self-liquidating debt .....	.....
Other capital debt ..	.....
<b>TOTAL GROSS DEBT .....</b>	<b>.....</b>
<b>Per Capita Gross Debt .....</b>	

### Deductions for

School debt .....	.....
Self-liquidating debt .....	.....
Other capital debt ..	.....

### TOTAL DEDUCTIONS .....

**NET DEBT .....**

### Average Assessed Valuations

Real Property 1948-1949-1950 ..	.....
<b>Per Cent of Net Debt .....</b>	<b>.....</b>

### CURRENT FINANCES DECEMBER 31, 1950

Cash .....	\$8,691.50
Taxes receivable .....	.....
Tax title liens .....	.....
Foreclosed property .....	.....
Accounts receivable .....	87.02
State road aid receivable .....	.....
Emergencies and deferred charges ..	.....
<b>TOTAL ASSETS .....</b>	<b>\$8,778.52</b>

Cash liabilities .....	\$2,806.45
Reserves .....	87.02
Surplus revenue .....	5,885.05
<b>TOTAL LIABILITIES AND SURPLUS .....</b>	<b>\$8,778.52</b>

NOTE: All of the real property of the Borough of Audubon Park is owned by the United States Government; therefore there is no taxable valuation.

**AVALON BOROUGH—CAPE MAY COUNTY**

Population Census, 1950—421      Land Area 5.8 sq. mi.      Net Valuation Taxable \$2,451,248  
 1940—313

<b>EXPENDITURES AND REQUIRED PAYMENTS FOR 1950</b>	
<b>General Government</b>	
Administrative and executive .....	\$18,148.40
Assessment and collection of taxes .....	13,098.89
Finance Department .....	.....
<b>Protection to Persons &amp; Property</b>	
Fire .....	6,548.16
Police .....	14,109.35
Other .....	.....
<b>Streets and Roads</b>	
Repairs and maintenance .....	16,944.47
Street lighting .....	6,478.40
<b>Sanitation</b>	
Street cleaning .....	.....
Garbage and ash removal .....	3,885.00
Sewers .....	8,178.55
<b>Health and Charities</b>	
Health service .....	227.79
Poor (including relief) .....	420.34
Hospitals (aid and maintenance) .....	.....
Other .....	.....
<b>Recreation</b>	
Beaches and boardwalks .....	3,880.10
Parks and playgrounds .....	795.00
Other .....	29.50
<b>Educational</b>	
(Exclusive of school districts) ..	589.05
<b>Unclassified Purposes</b>	
(Including contingent) .....	50.00
<b>SUB-TOTAL—Municipal functions..</b>	<b>\$93,383.00</b>

<b>Per Capita—Municipal functions ...</b>	<b>\$221.81</b>
Capital imp'ts and capital imp't fund	\$7,950.00
<b>Debt Service</b>	
Principal payments ..	\$19,650.00
Interest payments ..	17,103.00
<b>Total .....</b>	<b>36,753.00</b>
<b>Per Capita Debt Service .....</b>	<b>\$87.30</b>
<b>Deferred Charges and Statutory Expenditures</b>	
Emergencies .....	\$1,457.00
Other deferred chgs. ....	1,859.84
<b>Total .....</b>	<b>3,316.84</b>

<b>TOTAL—Municipal expenditures ...</b>	<b>\$141,402.84</b>
<b>Required Payments for Local School, County, and Special District Taxes .....</b>	<b>43,363.68</b>
<b>TOTAL EXPENDITURES AND REQUIRED PAYMENTS .....</b>	<b>\$184,766.52</b>
Reserve for uncollected taxes .....	\$45,500.00
<b>GRAND TOTAL—Budget .....</b>	<b>\$230,266.52</b>

<b>RECEIPTS AND REVENUES REALIZED IN 1950 TO MEET EXPENDITURES AND REQUIRED PAYMENTS</b>	
Surplus revenue appropriated ..	\$24,000.00
Miscellaneous revenues realized.	24,582.48
State aid revenues realized .....	5,137.00
<b>Delinquent taxes including</b>	
liens—1950 collections .....	7,730.97
Current taxes—1950 collections..	134,221.03
Emergency borrowings .....	.....
<b>TOTAL RECEIPTS AND REVENUES REALIZED .....</b>	<b>\$195,671.48</b>

<b>CAPITAL OUTLAY—1950</b>	
Beaches and boardwalks .....	.....
Buildings and equipment .....	.....
Parks and playgrounds .....	.....
Sewers .....	.....
Streets, roads and bridges .....	.....
Water supply .....	.....
Other .....	.....

<b>Tax rate .....</b>	<b>\$6.75</b>
Local school tax rate .....	0.51
County tax rate .....	1.26
Local purpose tax rate .....	4.98

<b>TAXES</b>	
Local school tax ...	\$12,544.64
County taxes .....	30,819.04
Special district taxes .....	.....
Local purpose levy .....	121,952.84
<b>Total tax levy (tax duplicate) ..</b>	<b>\$165,316.52</b>

<b>Per Capita Total Tax Levy .....</b>	<b>\$392.68</b>
<b>Current</b>	
1950 taxes levied (total) .....	\$167,860.46
Collected in 1950 .....	134,221.03
Per cent of levy collected in 1950 ...	79.95
Transferred to liens .....	.....
Cancelled, abated or adjusted ..	.....
Outstanding December 31, 1950 ..	\$33,639.43

<b>All Prior Years Outstanding</b>	
Balance January 1, 1950 .....	\$15,085.46
Collected in 1950 .....	7,730.97
Balance December 31, 1950 .....	\$7,354.49

<b>Tax Title Liens Outstanding</b>	
Balance January 1, 1950 .....	\$445,991.27
Redeemed by cash .....	1,093.93
Balance December 31, 1950 .....	\$444,897.34

<b>Property Acquired by Deed or Foreclosure</b>	
Balance January 1, 1950 .....	\$512,298.94
Sale for cash .....	716.89
Balance December 31, 1950 .....	\$511,582.05

**CAPITAL DEBT, DECEMBER 31, 1950**

<b>Gross Debt</b>	
School debt .....	.....
Self-liquidating debt.	\$28,000.00
Other capital debt ..	599,600.00
<b>TOTAL GROSS DEBT .....</b>	<b>\$627,600.00</b>
<b>Per Capita Gross Debt .....</b>	<b>\$1,490.74</b>

<b>Deductions for</b>	
School debt .....	.....
Self-liquidating debt.	\$28,000.00
Other capital debt ..	79,258.00
<b>TOTAL DEDUCTIONS .....</b>	<b>107,258.00</b>
<b>NET DEBT .....</b>	<b>\$520,342.00</b>

<b>Average Assessed Valuations</b>	
Real Property 1948-1949-1950..	\$2,281,257.00
<b>Per Cent of Net Debt .....</b>	<b>22.80</b>

**CURRENT FINANCES DECEMBER 31, 1950**

Cash .....	\$42,562.13
Taxes receivable .....	40,993.92
Tax title liens .....	444,897.34
Foreclosed property .....	511,582.05
Accounts receivable .....	171.94
State road aid receivable .....	2,703.38
Emergencies and deferred charges ..	2,950.00
<b>TOTAL ASSETS .....</b>	<b>\$1,045,860.76</b>

Cash liabilities .....	\$11,073.76
Reserves .....	997,645.25
Surplus revenue .....	37,141.75
<b>TOTAL LIABILITIES AND SURPLUS .....</b>	<b>\$1,045,860.76</b>

# AVON-BY-THE-SEA BOROUGH—MONMOUTH COUNTY

Population Census, 1950—1,630  
1940—1,211

Land Area 0.4 sq. mi.

Net Valuation Taxable \$2,937,579

## EXPENDITURES AND REQUIRED PAYMENTS FOR 1950

<b>General Government</b>	
Administrative and executive .....	\$26,945.80
Assessment and collection of taxes .....	2,890.00
Finance Department .....	.....
<b>Protection to Persons &amp; Property</b>	
Fire .....	3,975.00
Police .....	34,350.00
Other .....	.....
<b>Streets and Roads</b>	
Repairs and maintenance .....	25,150.00
Street lighting .....	6,250.00
<b>Sanitation</b>	
Street cleaning .....	.....
Garbage and ash removal .....	11,490.00
Sewers .....	5,100.00
<b>Health and Charities</b>	
Health service .....	300.00
Poor (including relief) .....	1,175.00
Hospitals (aid and maintenance) .....	.....
Other .....	.....
<b>Recreation</b>	
Beaches and boardwalks .....	22,400.00
Parks and playgrounds .....	500.00
Other .....	.....
<b>Educational</b>	
(Exclusive of school districts) ..	4,913.25
<b>Unclassified Purposes</b>	
(Including contingent) .....	300.00
<b>SUB-TOTAL—Municipal functions..</b>	<b>\$145,739.05</b>

<b>Per Capita—Municipal functions .....</b>	
Capital imp'ts and capital imp't fund .....	\$89.41
<b>Debt Service</b>	
Principal payments ..	\$26,500.00
Interest payments ..	6,095.70
<b>Total .....</b>	<b>32,595.70</b>
<b>Per Capita Debt Service .....</b>	
Deferred Charges and Statutory Expenditures .....	\$20.00
Emergencies .....	.....
Other deferred chgs. ..	\$5,192.77
<b>Total .....</b>	<b>5,192.77</b>
<b>TOTAL—Municipal expenditures ...</b>	<b>\$187,277.52</b>

<b>Required Payments for Local School, County, and Special District Taxes .....</b>	
	91,576.78
<b>TOTAL EXPENDITURES AND REQUIRED PAYMENTS .....</b>	<b>\$278,854.30</b>
Reserve for uncollected taxes .....	\$21,555.30
<b>GRAND TOTAL—Budget .....</b>	<b>\$300,409.60</b>

<b>RECEIPTS AND REVENUES REALIZED IN 1950 TO MEET EXPENDITURES AND REQUIRED PAYMENTS</b>	
Surplus revenue appropriated ..	\$43,500.00
Miscellaneous revenues realized ..	71,919.70
State aid revenues realized .....	2,090.00
Delinquent taxes including .....	.....
liens—1950 collections .....	14,446.15
Current taxes—1950 collections ..	181,544.54
Emergency borrowings .....	.....
<b>TOTAL RECEIPTS AND REVENUES REALIZED .....</b>	<b>\$313,500.39</b>

<b>CAPITAL OUTLAY—1950</b>	
Beaches and boardwalks .....	.....
Buildings and equipment .....	.....
Parks and playgrounds .....	.....
Sewers .....	.....
Streets, roads and bridges .....	.....
Water supply .....	\$15,768.03
Other .....	600.00

<b>Tax rate .....</b>	<b>\$6.95</b>
Local school tax rate .....	1.64
County tax rate .....	1.48
Local purpose tax rate .....	3.83

### TAXES

Local school tax ...	\$48,167.18
County taxes .....	43,409.60
Special district taxes .....	.....
Local purpose levy .....	91,576.78
	112,432.82
<b>Total tax levy (tax duplicate) ..</b>	<b>\$204,009.60</b>

**Per Capita Total Tax Levy .....** **\$125.16**

<b>Current</b>	
1950 taxes levied (total) .....	\$205,088.76
Collected in 1950 .....	181,544.54
Per cent of levy collected in 1950 ...	88.51
Transferred to liens .....	.....
Cancelled, abated or adjusted ..	.....
Outstanding December 31, 1950 ..	\$23,544.22

<b>All Prior Years Outstanding</b>	
Balance January 1, 1950 .....	\$15,791.51
Collected in 1950 .....	14,446.15
Balance December 31, 1950 .....	\$913.59

<b>Tax Title Liens Outstanding</b>	
Balance January 1, 1950 .....	.....
Redeemed by cash .....	.....
Balance December 31, 1950 .....	.....

<b>Property Acquired by Deed or Foreclosure</b>	
Balance January 1, 1950 .....	\$4,605.00
Sale for cash .....	.....
Balance December 31, 1950 .....	\$4,605.00

### CAPITAL DEBT, DECEMBER 31, 1950

<b>Gross Debt</b>	
School debt .....	\$47,000.00
Self-liquidating debt ..	40,500.00
Other capital debt ..	144,789.00
<b>TOTAL GROSS DEBT .....</b>	<b>\$232,289.00</b>
<b>Per Capita Gross Debt .....</b>	<b>\$142.51</b>

<b>Deductions for</b>	
School debt .....	\$47,000.00
Self-liquidating debt ..	40,500.00
Other capital debt ..	.....
<b>TOTAL DEDUCTIONS .....</b>	<b>87,500.00</b>
<b>NET DEBT .....</b>	<b>\$144,789.00</b>

<b>Average Assessed Valuations</b>	
Real Property 1948-1949-1950 ..	\$2,748,667.00
Per Cent of Net Debt .....	5.26

### CURRENT FINANCES DECEMBER 31, 1950

Cash .....	\$104,927.85
Taxes receivable .....	24,457.81
Tax title liens .....	.....
Foreclosed property .....	4,605.00
Accounts receivable .....	6.49
State road aid receivable .....	.....
Emergencies and deferred charges ..	1,386.86
<b>TOTAL ASSETS .....</b>	<b>\$135,384.01</b>

Cash liabilities .....	\$28,344.17
Reserves .....	29,069.30
Surplus revenue .....	77,970.54
<b>TOTAL LIABILITIES AND SURPLUS .....</b>	<b>\$135,384.01</b>

## BARNEGAT LIGHT BOROUGH—OCEAN COUNTY

Population Census, 1950—204  
1940—225

Land Area 0.62 sq. mi.

Net Valuation Taxable \$263,220

### EXPENDITURES AND REQUIRED PAYMENTS FOR 1950

<b>General Government</b>	
Administrative and executive . . .	\$2,389.92
Assessment and collection of taxes	1,832.93
Finance Department . . . . .	. . . . .
<b>Protection to Persons &amp; Property</b>	
Fire . . . . .	500.00
Police . . . . .	1,945.85
Other . . . . .	. . . . .
<b>Streets and Roads</b>	
Repairs and maintenance . . . . .	3,581.28
Street lighting . . . . .	889.20
<b>Sanitation</b>	
Street cleaning . . . . .	. . . . .
Garbage and ash removal . . . . .	1,496.00
Sewers . . . . .	. . . . .
<b>Health and Charities</b>	
Health service . . . . .	. . . . .
Poor (including relief) . . . . .	17.75
Hospitals (aid and maintenance) . . . . .	. . . . .
Other . . . . .	. . . . .
<b>Recreation</b>	
Beaches and boardwalks . . . . .	. . . . .
Parks and playgrounds . . . . .	. . . . .
Other . . . . .	. . . . .
<b>Educational</b> (Exclusive of school districts) . . . . .	
<b>Unclassified Purposes</b> (Including contingent) . . . . .	
	54.68
<b>SUB-TOTAL—Municipal functions..</b>	<b>\$12,707.61</b>

<b>Per Capita—Municipal functions . . . . .</b>	<b>\$62.29</b>
Capital imp'ts and capital imp't fund	\$5,000.00
<b>Debt Service</b>	
Principal payments . . . . .	\$1,000.00
Interest payments . . . . .	495.00
Total . . . . .	1,495.00
<b>Per Capita Debt Service . . . . .</b>	<b>\$7.33</b>
<b>Deferred Charges and Statutory Expenditures</b>	
Emergencies . . . . .	. . . . .
Other deferred chgs. . . . .	\$3,549.38
Total . . . . .	3,549.38

**TOTAL—Municipal expenditures . . . . .** **\$22,751.99**

**Required Payments for Local School, County, and Special District Taxes . . . . .** **12,371.67**

**TOTAL EXPENDITURES AND REQUIRED PAYMENTS . . . . .** **\$35,123.66**

Reserve for uncollected taxes . . . . . \$7,405.23

**GRAND TOTAL—Budget . . . . .** **\$42,528.89**

### RECEIPTS AND REVENUES REALIZED IN 1950 TO MEET EXPENDITURES AND REQUIRED PAYMENTS

Surplus revenue appropriated . . . . .	\$15,500.00
Miscellaneous revenues realized . . . . .	5,111.96
State aid revenues realized . . . . .	2,636.00
<b>Delinquent taxes including</b>	
liens—1950 collections . . . . .	6,069.98
Current taxes—1950 collections..	20,117.49
Emergency borrowings . . . . .	. . . . .
<b>TOTAL RECEIPTS AND REVENUES REALIZED . . . . .</b>	<b>\$49,435.43</b>

### CAPITAL OUTLAY—1950

Beaches and boardwalks . . . . .	. . . . .
Buildings and equipment . . . . .	. . . . .
Parks and playgrounds . . . . .	. . . . .
Sewers . . . . .	. . . . .
Streets, roads and bridges . . . . .	. . . . .
Water supply . . . . .	. . . . .
Other . . . . .	. . . . .

<b>Tax rate . . . . .</b>	<b>\$9.38</b>
Local school tax rate . . . . .	2.66
County tax rate . . . . .	2.04
Local purpose tax rate . . . . .	4.68

### TAXES

Local school tax . . . . .	\$7,000.00	\$12,371.67
County taxes . . . . .	5,371.67	12,315.09
Special district taxes . . . . .	. . . . .	. . . . .
Local purpose levy . . . . .	. . . . .	. . . . .
<b>Total tax levy (tax duplicate) . .</b>	<b>\$24,686.76</b>	<b>\$24,686.76</b>

**Per Capita Total Tax Levy . . . . .** **\$121.01**

### Current

1950 taxes levied (total) . . . . .	\$25,290.25
Collected in 1950 . . . . .	20,117.49
Per cent of levy collected in 1950 . . . . .	79.54
Transferred to liens . . . . .	26.73
Cancelled, abated or adjusted . . . . .	. . . . .
Outstanding December 31, 1950 . .	\$5,146.03

### All Prior Years Outstanding

Balance January 1, 1950 . . . . .	\$5,941.92
Collected in 1950 . . . . .	5,802.01
Balance December 31, 1950 . . . . .	\$139.91

### Tax Title Liens Outstanding

Balance January 1, 1950 . . . . .	\$392.84
Redeemed by cash . . . . .	267.97
Balance December 31, 1950 . . . . .	\$151.60

### Property Acquired by Deed or Foreclosure

Balance January 1, 1950 . . . . .	\$13,916.65
Sale for cash . . . . .	7,646.01
Balance December 31, 1950 . . . . .	\$6,270.64

### CAPITAL DEBT, DECEMBER 31, 1950

<b>Gross Debt</b>	
School debt . . . . .	\$13,361.00
Self-liquidating debt. . . . .	22,500.00
Other capital debt . . . . .	7,500.00

**TOTAL GROSS DEBT . . . . .** **\$43,361.00**  
**Per Capita Gross Debt . . . . .** **\$212.55**

### Deductions for

School debt . . . . .	\$13,361.00
Self-liquidating debt. . . . .	22,500.00
Other capital debt . . . . .	. . . . .
<b>TOTAL DEDUCTIONS . . . . .</b>	<b>35,861.00</b>
<b>NET DEBT . . . . .</b>	<b>\$7,500.00</b>

### Average Assessed Valuations

Real Property 1948-1949-1950 . .	\$241,777.00
Per Cent of Net Debt . . . . .	3.10

### CURRENT FINANCES DECEMBER 31, 1950

Cash . . . . .	\$49,905.88
Taxes receivable . . . . .	5,285.94
Tax title liens . . . . .	151.60
Foreclosed property . . . . .	6,270.64
Accounts receivable . . . . .	24.79
State road aid receivable . . . . .	. . . . .
Emergencies and deferred charges . .	268.09
<b>TOTAL ASSETS . . . . .</b>	<b>\$61,906.94</b>

Cash liabilities . . . . .	\$7,351.37
Reserves . . . . .	11,732.97
Surplus revenue . . . . .	42,822.60

**TOTAL LIABILITIES AND SURPLUS . . . . .** **\$61,906.94**

## BARRINGTON BOROUGH—CAMDEN COUNTY

Population Census, 1950—2,648  
1940—2,329

Land Area 1.66 sq. mi.

Net Valuation Taxable \$1,815,490

### EXPENDITURES AND REQUIRED PAYMENTS FOR 1950

<b>General Government</b>	
Administrative and executive .....	\$13,204.00
Assessment and collection of taxes	4,546.00
Finance Department .....	660.00
<b>Protection to Persons &amp; Property</b>	
Fire .....	4,425.00
Police .....	4,873.00
Other .....	.....
<b>Streets and Roads</b>	
Repairs and maintenance .....	16,220.00
Street lighting .....	5,150.00
<b>Sanitation</b>	
Street cleaning .....	.....
Garbage and ash removal .....	.....
Sewers .....	10,500.00
<b>Health and Charities</b>	
Health service .....	647.50
Poor (including relief) .....	807.50
Hospitals (aid and maintenance) ..	.....
Other .....	.....
<b>Recreation</b>	
Beaches and boardwalks .....	.....
Parks and playgrounds .....	.....
Other .....	1,500.00
<b>Educational</b>	
(Exclusive of school districts) ..	.....
<b>Unclassified Purposes</b>	
(Including contingent) .....	800.00
<b>SUB-TOTAL—Municipal functions..</b>	<b>\$63,333.00</b>

<b>Per Capita—Municipal functions .....</b>	<b>\$23.92</b>
Capital imp'ts and capital imp't fund	\$11,000.00
<b>Debt Service</b>	
Principal payments ..	\$12,000.00
Interest payments ..	11,576.25
<b>Total .....</b>	<b>23,576.25</b>
<b>Per Capita Debt Service .....</b>	<b>\$8.90</b>
<b>Deferred Charges and Statutory Expenditures</b>	
Emergencies .....	.....
Other deferred chgs.	\$727.55
<b>Total .....</b>	<b>727.55</b>

<b>TOTAL—Municipal expenditures ...</b>	<b>\$98,636.80</b>
<b>Required Payments for Local School, County, and Special District Taxes .....</b>	<b>79,142.14</b>

<b>TOTAL EXPENDITURES AND REQUIRED PAYMENTS .....</b>	<b>\$177,778.94</b>
Reserve for uncollected taxes .....	\$13,262.22
<b>GRAND TOTAL—Budget .....</b>	<b>\$191,041.16</b>

<b>RECEIPTS AND REVENUES REALIZED IN 1950 TO MEET EXPENDITURES AND REQUIRED PAYMENTS</b>	
Surplus revenue appropriated ..	\$20,000.00
Miscellaneous revenues realized.	31,057.96
State aid revenues realized .....	3,246.88
<b>Delinquent taxes including</b>	
liens—1950 collections .....	9,769.88
Current taxes—1950 collections..	135,693.04
Emergency borrowings .....	.....
<b>TOTAL RECEIPTS AND REVENUES REALIZED .....</b>	<b>\$199,767.76</b>

<b>CAPITAL OUTLAY—1950</b>	
Beaches and boardwalks .....	.....
Buildings and equipment .....	\$15,047.95
Parks and playgrounds .....	.....
Sewers .....	.....
Streets, roads and bridges .....	.....
Water supply .....	.....
Other .....	.....

<b>Tax rate .....</b>	<b>\$7.32</b>
Local school tax rate .....	2.93
County tax rate .....	1.43
Local purpose tax rate .....	2.96

### TAXES

Local school tax ...	\$53,264.79	
County taxes .....	25,877.35	
Special district taxes .....	.....	
Local purpose levy .....	.....	\$79,142.14
		<u>53,397.43</u>
<b>Total tax levy (tax duplicate) ..</b>		<b>\$132,539.57</b>

<b>Per Capita Total Tax Levy .....</b>	<b>\$50.05</b>
----------------------------------------	----------------

<b>Current</b>	
1950 taxes levied (total) .....	\$144,013.19
Collected in 1950 .....	135,693.04
Per cent of levy collected in 1950 ...	94.22
Transferred to liens .....	130.00
Cancelled, abated or adjusted .....	155.12
Outstanding December 31, 1950 ..	<u>\$8,035.03</u>

<b>All Prior Years Outstanding</b>	
Balance January 1, 1950 .....	\$10,082.82
Collected in 1950 .....	9,769.88
Balance December 31, 1950 .....	<u>\$150.24</u>

<b>Tax Title Liens Outstanding</b>	
Balance January 1, 1950 .....	\$3,008.41
Redeemed by cash .....	.....
Balance December 31, 1950 .....	<u>\$3,138.41</u>

<b>Property Acquired by Deed or Foreclosure</b>	
Balance January 1, 1950 .....	\$11,515.00
Sale for cash .....	9,050.00
Balance December 31, 1950 .....	<u>\$2,465.00</u>

### CAPITAL DEBT, DECEMBER 31, 1950

<b>Gross Debt</b>	
School debt .....	\$15,000.00
Self-liquidating debt.	.....
Other capital debt ..	246,500.00

<b>TOTAL GROSS DEBT .....</b>	<b>\$261,500.00</b>
<b>Per Capita Gross Debt .....</b>	<b>\$98.75</b>

<b>Deductions for</b>	
School debt .....	\$15,000.00
Self-liquidating debt.	.....
Other capital debt ..	.....

<b>TOTAL DEDUCTIONS .....</b>	<b>15,000.00</b>
<b>NET DEBT .....</b>	<b>\$246,500.00</b>

<b>Average Assessed Valuations</b>	
Real Property 1948-1949-1950..	\$1,665,762.00
Per Cent of Net Debt .....	14.79

### CURRENT FINANCES DECEMBER 31, 1950

Cash .....	\$78,412.57
Taxes receivable .....	8,185.27
Tax title liens .....	3,138.41
Foreclosed property .....	2,465.00
Accounts receivable .....	1,436.69
State road aid receivable .....	.....
Emergencies and deferred charges ..	1,502.01
<b>TOTAL ASSETS .....</b>	<b>\$95,139.95</b>

Cash liabilities .....	\$9,029.95
Reserves .....	15,225.37
Surplus revenue .....	70,884.63
<b>TOTAL LIABILITIES AND SURPLUS .....</b>	<b>\$95,139.95</b>

## BASS RIVER TOWNSHIP—BURLINGTON COUNTY

Population Census, 1950—688  
1940—599

Land Area 79.65 sq. mi.

Net Valuation Taxable \$474,190

### EXPENDITURES AND REQUIRED PAYMENTS FOR 1950

<b>General Government</b>	
Administrative and executive .....	\$983.93
Assessment and collection of taxes .....	1,423.09
Finance Department .....	564.70
<b>Protection to Persons &amp; Property</b>	
Fire .....	580.51
Police .....	100.00
Other .....	.....
<b>Streets and Roads</b>	
Repairs and maintenance .....	3,923.12
Street lighting .....	2,148.25
<b>Sanitation</b>	
Street cleaning .....	.....
Garbage and ash removal .....	.....
Sewers .....	.....
<b>Health and Charities</b>	
Health service .....	31.50
Poor (including relief) .....	787.00
Hospitals (aid and maintenance) .....	50.00
Other .....	.....
<b>Recreation</b>	
Beaches and boardwalks .....	.....
Parks and playgrounds .....	.....
Other .....	.....
<b>Educational</b>	
(Exclusive of school districts) ..	.....
<b>Unclassified Purposes</b>	
(Including contingent) .....	85.00
<b>SUB-TOTAL—Municipal functions..</b>	<b>\$10,677.10</b>

<b>Per Capita—Municipal functions .....</b>	<b>\$15.52</b>
Capital imp'ts and capital imp't fund .....	.....
<b>Debt Service</b>	
Principal payments ..	.....
Interest payments ..	\$62.59
<b>Total .....</b>	<b>\$62.59</b>
<b>Per Capita Debt Service .....</b>	
<b>Deferred Charges and Statutory Expenditures</b>	<b>\$0.00</b>
Emergencies .....	.....
Other deferred chgs. ....	\$2,206.93
<b>Total .....</b>	<b>2,206.93</b>

**TOTAL—Municipal expenditures ..** \$12,946.62

**Required Payments for Local School, County, and Special District Taxes .....** 27,329.08

**TOTAL EXPENDITURES AND REQUIRED PAYMENTS .....** **\$40,275.70**

Reserve for uncollected taxes .....

---

GRAND TOTAL—Budget .....

---

**\$45,436.08**

### RECEIPTS AND REVENUES REALIZED IN 1950 TO MEET EXPENDITURES AND REQUIRED PAYMENTS

Surplus revenue appropriated ..	.....
Miscellaneous revenues realized ..	\$10,695.62
State aid revenues realized .....	3,261.00
<b>Delinquent taxes including</b>	
liens—1950 collections .....	4,853.19
current taxes—1950 collections..	25,839.36
Emergency borrowings .....	.....
<b>TOTAL RECEIPTS AND REVENUES REALIZED .....</b>	<b>\$44,649.17</b>

### CAPITAL OUTLAY—1950

Beaches and boardwalks .....	.....
Buildings and equipment .....	.....
Parks and playgrounds .....	.....
Sewers .....	.....
Streets, roads and bridges .....	.....
Water supply .....	.....
Other .....	.....

<b>Tax rate .....</b>	<b>\$6.96</b>
Local school tax rate .....	3.80
County tax rate .....	1.96
Local purpose tax rate .....	1.20

### TAXES

Local school tax ...	\$18,026.09	
County taxes .....	9,302.99	
Special district taxes .....	.....	
<b>Local purpose levy .....</b>	<b>5,591.31</b>	<b>\$27,329.08</b>
<b>Total tax levy (tax duplicate) ..</b>	<b>\$32,920.39</b>	

**Per Capita Total Tax Levy .....** **\$47.85**

<b>Current</b>	
1950 taxes levied (total) .....	\$33,020.70
Collected in 1950 .....	25,839.36
Per cent of levy collected in 1950 ...	78.25
Transferred to liens .....	174.00
Cancelled, abated or adjusted .....	229.68
Outstanding December 31, 1950 ..	\$6,777.66

<b>All Prior Years Outstanding</b>	
Balance January 1, 1950 .....	\$6,981.49
Collected in 1950 .....	4,853.19
Balance December 31, 1950 .....	905.03

<b>Tax Title Liens Outstanding</b>	
Balance January 1, 1950 .....	\$486.76
Redeemed by cash .....	.....
Balance December 31, 1950 .....	\$1,105.69

### Property Acquired by Deed or Foreclosure

Balance January 1, 1950 .....	.....
Sale for cash .....	.....
Balance December 31, 1950 .....	.....

### CAPITAL DEBT, DECEMBER 31, 1950

<b>Gross Debt</b>	
School debt .....	.....
Self-liquidating debt .....	.....
Other capital debt ..	.....

**TOTAL GROSS DEBT .....** .....

**Per Capita Gross Debt .....** .....

<b>Deductions for</b>	
School debt .....	.....
Self-liquidating debt ..	.....
Other capital debt ..	.....

**TOTAL DEDUCTIONS .....** .....

**NET DEBT .....** .....

<b>Average Assessed Valuations</b>	
Real Property 1948-1949-1950..	\$454,040.00
Per Cent of Net Debt .....	.....

### CURRENT FINANCES DECEMBER 31, 1950

Cash .....	\$15,692.91
Taxes receivable .....	7,682.69
Tax title liens .....	1,105.69
Foreclosed property .....	.....
Accounts receivable .....	13.08
State road aid receivable .....	.....
Emergencies and deferred charges ..	.....
<b>TOTAL ASSETS .....</b>	<b>\$24,494.37</b>

Cash liabilities .....	\$3,286.55
Reserves .....	8,801.46
Surplus revenue .....	12,406.36

**TOTAL LIABILITIES AND SURPLUS .....** **\$24,494.37**

## BAY HEAD BOROUGH—OCEAN COUNTY

Population Census, 1950—802  
1940—499

Land Area 0.65 sq. mi.

Net Valuation Taxable \$2,126,754

### EXPENDITURES AND REQUIRED PAYMENTS FOR 1950

<b>General Government</b>	
Administrative and executive .....	\$8,538.28
Assessment and collection of taxes	2,575.00
Finance Department .....	.....
<b>Protection to Persons &amp; Property</b>	
Fire .....	4,900.00
Police .....	13,378.72
Other .....	.....
<b>Streets and Roads</b>	
Repairs and maintenance .....	6,150.00
Street lighting .....	3,050.00
<b>Sanitation</b>	
Street cleaning .....	.....
Garbage and ash removal .....	11,000.00
Sewers .....	9,000.00
<b>Health and Charities</b>	
Health service .....	100.00
Poor (including relief) .....	200.00
Hospitals (aid and maintenance) ..	.....
Other .....	150.00
<b>Recreation</b>	
Beaches and boardwalks .....	1,000.00
Parks and playgrounds .....	400.00
Other .....	.....
<b>Educational</b>	
(Exclusive of school districts) ..	150.00
<b>Unclassified Purposes</b>	
(Including contingent) .....	.....
<b>SUB-TOTAL—Municipal functions..</b>	<b>\$60,592.00</b>

<b>Per Capita—Municipal functions .....</b>	<b>\$75.55</b>
Capital imp'ts and capital imp't fund	\$13,500.00
<b>Debt Service</b>	
Principal payments .....	.....
Interest payments ..	\$200.00
Total .....	200.00

<b>Per Capita Debt Service .....</b>	<b>\$0.25</b>
<b>Deferred Charges and Statutory Expenditures</b>	
Emergencies .....	.....
Other deferred chgs. ..	\$2,642.50
Total .....	2,642.50

<b>TOTAL—Municipal expenditures ..</b>	<b>\$76,934.50</b>
----------------------------------------	--------------------

<b>Required Payments for Local School, County, and Special District Taxes .....</b>	<b>65,872.77</b>
-------------------------------------------------------------------------------------	------------------

<b>TOTAL EXPENDITURES AND REQUIRED PAYMENTS .....</b>	<b>\$142,807.27</b>
-------------------------------------------------------	---------------------

Reserve for uncollected taxes .....	\$15,513.50
-------------------------------------	-------------

<b>GRAND TOTAL—Budget .....</b>	<b>\$158,320.77</b>
---------------------------------	---------------------

### RECEIPTS AND REVENUES REALIZED IN 1950 TO MEET EXPENDITURES AND REQUIRED PAYMENTS

Surplus revenue appropriated ..	\$14,000.00
Miscellaneous revenues realized.	17,448.94
State aid revenues realized .....	1,540.00
Delinquent taxes including	.....
liens—1950 collections .....	10,266.04
current taxes—1950 collections..	119,676.14
Emergency borrowings .....	.....

<b>TOTAL RECEIPTS AND REVENUES REALIZED .....</b>	<b>\$162,931.12</b>
---------------------------------------------------	---------------------

### CAPITAL OUTLAY—1950

Beaches and boardwalks .....	.....
Buildings and equipment .....	.....
Parks and playgrounds .....	.....
Sewers .....	.....
Streets, roads and bridges .....	.....
Water supply .....	.....
Other .....	.....

<b>Tax rate .....</b>	<b>\$6.00</b>
Local school tax rate .....	1.06
County tax rate .....	2.04
Local purpose tax rate .....	2.90

### TAXES

Local school tax ..	\$22,522.00
County taxes .....	43,350.77
Special district taxes .....	.....
Local purpose levy .....	65,872.77
<b>Total tax levy (tax duplicate) ..</b>	<b>\$127,480.77</b>

<b>Per Capita Total Tax Levy .....</b>	<b>\$158.95</b>
----------------------------------------	-----------------

### Current

1950 taxes levied (total) .....	\$128,329.35
Collected in 1950 .....	119,676.14
Per cent of levy collected in 1950 ..	93.25
Transferred to liens .....	171.00
Cancelled, abated or adjusted .....	.....
Outstanding December 31, 1950 ..	\$8,482.21

### All Prior Years Outstanding

Balance January 1, 1950 .....	\$10,574.13
Collected in 1950 .....	10,266.04
Balance December 31, 1950 .....	\$308.09

### Tax Title Liens Outstanding

Balance January 1, 1950 .....	\$5,297.55
Redeemed by cash .....	.....
Balance December 31, 1950 .....	\$5,468.55

### Property Acquired by Deed or Foreclosure

Balance January 1, 1950 .....	\$450.00
Sale for cash .....	1,200.00
Balance December 31, 1950 .....	.....

### CAPITAL DEBT, DECEMBER 31, 1950

<b>Gross Debt</b>	
School debt .....	\$45,000.00
Self-liquidating debt. ....	.....
Other capital debt ..	.....
<b>TOTAL GROSS DEBT .....</b>	<b>\$45,000.00</b>
<b>Per Capita Gross Debt .....</b>	<b>\$56.11</b>

### Deductions for

School debt .....	\$45,000.00
Self-liquidating debt. ....	.....
Other capital debt ..	.....
<b>TOTAL DEDUCTIONS .....</b>	<b>45,000.00</b>
<b>NET DEBT .....</b>	<b>.....</b>

### Average Assessed Valuations

Real Property 1948-1949-1950..	\$1,953,070.00
Per Cent of Net Debt .....	.....

### CURRENT FINANCES DECEMBER 31, 1950

Cash .....	\$77,699.62
Taxes receivable .....	8,790.30
Tax title liens .....	5,468.55
Foreclosed property .....	.....
Accounts receivable .....	18.00
State road aid receivable .....	.....
Emergencies and deferred charges ..	87.50
<b>TOTAL ASSETS .....</b>	<b>\$92,063.97</b>

Cash liabilities .....	\$18,547.61
Reserves .....	14,276.85
Surplus revenue .....	59,239.51
<b>TOTAL LIABILITIES AND SURPLUS .....</b>	<b>\$92,063.97</b>

## BAYONNE CITY—HUDSON COUNTY

Population Census, 1950—76,655      Land Area 4.3 sq. mi.      Net Valuation Taxable \$135,643,037  
 1940—79,198

### EXPENDITURES AND RE-REQUIRED PAYMENTS FOR 1950

<b>General Government</b>	
Administrative and executive .....	\$503,210.91
Assessment and collection of taxes .....	103,978.96
Finance Department .....	52,885.98
<b>Protection to Persons &amp; Property</b>	
Fire .....	757,030.00
Police .....	882,019.24
Other .....	154,958.00
<b>Streets and Roads</b>	
Repairs and maintenance .....	188,200.00
Street lighting .....	80,000.00
<b>Sanitation</b>	
Street cleaning .....	118,700.00
Garbage and ash removal .....	270,700.00
Sewers .....	56,400.00
<b>Health and Charities</b>	
Health service .....	115,105.00
Poor (including relief) .....	188,753.00
Hospitals (aid and maintenance) .....	144,779.00
Other .....	.....
<b>Recreation</b>	
Beaches and boardwalks .....	.....
Parks and playgrounds .....	154,518.00
Other .....	.....
<b>Educational</b> (Exclusive of school districts) ..	
.....	87,190.00
<b>Unclassified Purposes</b> (Including contingent) .....	
.....	13,682.00
<b>SUB-TOTAL—Municipal functions..</b>	<b>\$3,872,110.09</b>

<b>Per Capita—Municipal functions .....</b>	
.....	<b>\$50.51</b>
Capital imp'ts and capital imp't fund .....	\$74,256.67
<b>Debt Service</b>	
Principal payments ..	\$897,000.00
Interest payments ..	408,511.25
Total .....	1,305,511.25
<b>Per Capita Debt Service .....</b>	
.....	<b>\$17.03</b>
<b>Deferred Charges and Statutory Expenditures</b>	
Emergencies .....	*\$229,320.52
Other deferred chgs.	348,361.88
Total .....	577,682.40

**TOTAL—Municipal expenditures ...** **\$5,829,560.41**

**Required Payments for Local School, County, and Special District Taxes .....** **4,676,209.31**

**TOTAL EXPENDITURES AND REQUIRED PAYMENTS .....** **\$10,505,769.72**

Reserve for uncollected taxes .....

**\$698,144.55**

**GRAND TOTAL—Budget .....** **\$11,203,914.27**

### RECEIPTS AND REVENUES REALIZED IN 1950 TO MEET EXPENDITURES AND RE-REQUIRED PAYMENTS

Surplus revenue appropriated ..	\$600,000.00
Miscellaneous revenues realized ..	779,560.31
State aid revenues realized .....	43,331.00
Delinquent taxes including	.....
liens—1950 collections .....	318,555.84
Current taxes—1950 collections ..	8,997,606.45
Emergency borrowings .....	.....

**TOTAL RECEIPTS AND REVENUES REALIZED .....** **\$10,739,053.60**

### CAPITAL OUTLAY—1950

Beaches and boardwalks .....	.....
Buildings and equipment .....	\$18,529.59
Parks and playgrounds .....	1,960.98
Sewers .....	150,000.00
Streets, roads and bridges .....	34,977.38
Water supply .....	245,479.76
Other .....	.....

<b>Tax rate .....</b>	<b>\$6.97</b>
Local school tax rate .....	1.74
County tax rate .....	1.71
Local purpose tax rate .....	3.52

### TAXES

Local school tax ...	\$2,358,006.86
County taxes .....	2,318,202.45
Special district taxes .....	.....
Local purpose levy .....	\$4,676,209.31
.....	4,771,610.46
<b>Total tax levy (tax duplicate) ..</b>	<b>\$9,447,819.77</b>

**Per Capita Total Tax Levy .....** **\$123.25**

### Current

1950 taxes levied (total) .....	\$9,466,762.01
Collected in 1950 .....	8,997,606.45
Per cent of levy collected in 1950 ..	95.04
Transferred to liens .....	131,683.60
Cancelled, abated or adjusted ..	11,613.24
Outstanding December 31, 1950 ..	\$325,858.72

### All Prior Years Outstanding

Balance January 1, 1950 .....	\$643,011.95
Collected in 1950 .....	315,666.03
Balance December 31, 1950 .....	\$132,564.29

### Tax Title Liens Outstanding

Balance January 1, 1950 .....	\$455,163.52
Redeemed by cash .....	2,889.81
Balance December 31, 1950 .....	\$773,087.55

### Property Acquired by Deed or Foreclosure

Balance January 1, 1950 .....	\$10,764,620.92
Sale for cash .....	25,976.67
Balance December 31, 1950 .....	\$10,712,628.00

### CAPITAL DEBT, DECEMBER 31, 1950

#### Gross Debt

School debt .....	\$2,021,000.00
Self-liquidating debt ..	1,497,500.00
Other capital debt ..	8,343,100.00

**TOTAL GROSS DEBT .....** **\$11,861,600.00**

**Per Capita Gross Debt .....** **\$154.74**

#### Deductions for

School debt .....	\$2,021,000.00
Self-liquidating debt ..	.....
Other capital debt ..	1,475,000.00

**TOTAL DEDUCTIONS .....** **3,496,000.00**

**NET DEBT .....** **\$8,365,600.00**

#### Average Assessed Valuations

Real Property 1948-1949-1950 ..	\$109,992,916.00
Per Cent of Net Debt .....	7.60

### CURRENT FINANCES DECEMBER 31, 1950

Cash .....	\$747,130.86
Taxes receivable .....	458,423.01
Tax title liens .....	773,087.55
Foreclosed property .....	10,712,628.00
Accounts receivable .....	17,449.51
State road aid receivable .....	10,000.00
Emergencies and deferred charges ..	161,963.50

**TOTAL ASSETS .....** **\$12,880,682.43**

Cash liabilities .....	\$231,915.66
Reserves .....	11,961,588.07
Surplus revenue .....	687,178.70

**TOTAL LIABILITIES AND SURPLUS .....** **\$12,880,682.43**

\* Includes \$123,480.00 school emergency of 1950.

## BEACH HAVEN BOROUGH—OCEAN COUNTY

Population Census, 1950—1,027      Land Area 1.0 sq. mi.      Net Valuation Taxable \$2,858,963  
 1940—746

### EXPENDITURES AND RE- QUIRED PAYMENTS FOR 1950

<b>General Government</b>	
Administrative and executive . . . . .	\$22,902.50
Assessment and collection of taxes Finance Department . . . . .	10,150.00
<b>Protection to Persons &amp; Property</b>	
Fire . . . . .	7,230.00
Police . . . . .	21,506.00
Other . . . . .	. . . . .
<b>Streets and Roads</b>	
Repairs and maintenance . . . . .	23,555.00
Street lighting . . . . .	7,700.00
<b>Sanitation</b>	
Street cleaning . . . . .	. . . . .
Garbage and ash removal . . . . .	10,669.00
Sewers . . . . .	. . . . .
<b>Health and Charities</b>	
Health service . . . . .	500.00
Poor (including relief) . . . . .	250.00
Hospitals (aid and maintenance) . . . . .	. . . . .
Other . . . . .	550.00
<b>Recreation</b>	
Beaches and boardwalks . . . . .	1,750.00
Parks and playgrounds . . . . .	1,200.00
Other . . . . .	. . . . .
<b>Educational</b> (Exclusive of school districts) . . . . .	
	3,000.00
<b>Unclassified Purposes</b> (Including contingent) . . . . .	
	2,000.00
<b>SUB-TOTAL—Municipal functions..</b>	<b>\$112,962.50</b>

<b>Per Capita—Municipal functions . . . . .</b>	<b>\$109.99</b>
Capital imp'ts and capital imp't fund	\$10,000.00
<b>Debt Service</b>	
Principal payments . . . . .	\$14,700.00
Interest payments . . . . .	3,509.25
Total . . . . .	18,209.25
<b>Per Capita Debt Service . . . . .</b>	<b>\$17.73</b>
<b>Deferred Charges and Statutory Expenditures</b>	
Emergencies . . . . .	. . . . .
Other deferred chgs. . . . .	\$5,901.14
Total . . . . .	5,901.14

**TOTAL—Municipal expenditures . . . . .** **\$147,072.89**

**Required Payments for Local School, County, and Special District Taxes . . . . .** **87,469.99**

**TOTAL EXPENDITURES AND REQUIRED PAYMENTS . . . . .** **\$234,542.88**

Reserve for uncollected taxes . . . . . \$30,066.11

**GRAND TOTAL—Budget . . . . .** **\$264,608.99**

### RECEIPTS AND REVENUES REALIZED IN 1950 TO MEET EXPENDITURES AND RE- QUIRED PAYMENTS

Surplus revenue appropriated . . . . .	\$27,700.00
Miscellaneous revenues realized . . . . .	24,584.72
State aid revenues realized . . . . .	6,994.82
Delinquent taxes including liens—1950 collections . . . . .	16,090.81
Current taxes—1950 collections..	186,901.97
Emergency borrowings . . . . .	. . . . .

**TOTAL RECEIPTS AND REVENUES REALIZED . . . . .** **\$262,272.32**

#### CAPITAL OUTLAY—1950

Beaches and boardwalks . . . . .	. . . . .
Buildings and equipment . . . . .	. . . . .
Parks and playgrounds . . . . .	. . . . .
Sewers . . . . .	. . . . .
Streets, roads and bridges . . . . .	. . . . .
Water supply . . . . .	. . . . .
Other . . . . .	. . . . .

<b>Tax rate . . . . .</b>	<b>\$7.00</b>
Local school tax rate . . . . .	1.08
County tax rate . . . . .	1.98
Local purpose tax rate . . . . .	3.94

#### TAXES

Local school tax . . . . .	\$30,764.93
County taxes . . . . .	56,705.06
Special district taxes . . . . .	. . . . .
Local purpose levy . . . . .	113,800.00
<b>Total tax levy (tax duplicate) ..</b>	<b>\$201,269.99</b>
<b>Per Capita Total Tax Levy . . . . .</b>	<b>\$195.98</b>

<b>Current</b>	
1950 taxes levied (total) . . . . .	\$203,761.70
Collected in 1950 . . . . .	186,901.97
Per cent of levy collected in 1950 . . . . .	91.72
Transferred to liens . . . . .	. . . . .
Cancelled, abated or adjusted . . . . .	70.00
Outstanding December 31, 1950 . . . . .	\$16,789.73

<b>All Prior Years Outstanding</b>	
Balance January 1, 1950 . . . . .	\$23,120.22
Collected in 1950 . . . . .	14,977.34
Balance December 31, 1950 . . . . .	\$8,072.18

<b>Tax Title Liens Outstanding</b>	
Balance January 1, 1950 . . . . .	\$27,277.58
Redeemed by cash . . . . .	1,113.47
Balance December 31, 1950 . . . . .	\$26,164.11

<b>Property Acquired by Deed or Foreclosure</b>	
Balance January 1, 1950 . . . . .	\$34,755.00
Sale for cash . . . . .	225.00
Balance December 31, 1950 . . . . .	\$33,690.00

#### CAPITAL DEBT, DECEMBER 31, 1950

<b>Gross Debt</b>	
School debt . . . . .	. . . . .
Self-liquidating debt . . . . .	\$64,500.00
Other capital debt . . . . .	83,100.00
<b>TOTAL GROSS DEBT . . . . .</b>	<b>\$147,600.00</b>
<b>Per Capita Gross Debt . . . . .</b>	<b>\$143.72</b>

<b>Deductions for</b>	
School debt . . . . .	. . . . .
Self-liquidating debt . . . . .	\$54,000.00
Other capital debt . . . . .	18,740.00
<b>TOTAL DEDUCTIONS . . . . .</b>	<b>72,740.00</b>
<b>NET DEBT . . . . .</b>	<b>\$74,860.00</b>

<b>Average Assessed Valuations</b>	
Real Property 1948-1949-1950..	\$2,648,263.00
Per Cent of Net Debt . . . . .	2.82

#### CURRENT FINANCES DECEMBER 31, 1950

Cash . . . . .	\$105,610.26
Taxes receivable . . . . .	24,861.91
Tax title liens . . . . .	26,164.11
Foreclosed property . . . . .	33,690.00
Accounts receivable . . . . .	352.44
State road aid receivable . . . . .	. . . . .
Emergencies and deferred charges . . . . .	49.08
<b>TOTAL ASSETS . . . . .</b>	<b>\$190,727.80</b>

Cash liabilities . . . . .	\$16,972.92
Reserves . . . . .	85,068.46
Surplus revenue . . . . .	88,686.42
<b>TOTAL LIABILITIES AND SURPLUS . . . . .</b>	<b>\$190,727.80</b>

## BEACHWOOD BOROUGH—OCEAN COUNTY

Population Census, 1950—1,242  
1940—650

Land Area 2.8 sq. mi.

Net Valuation Taxable \$1,331,405

<b>EXPENDITURES AND REQUIRED PAYMENTS FOR 1950</b>	
<b>General Government</b>	
Administrative and executive . . .	\$11,620.00
Assessment and collection of taxes	4,600.00
Finance Department . . . . .	.....
<b>Protection to Persons &amp; Property</b>	
Fire . . . . .	2,200.00
Police . . . . .	9,700.00
Other . . . . .	.....
<b>Streets and Roads</b>	
Repairs and maintenance . . . . .	9,539.65
Street lighting . . . . .	4,500.00
<b>Sanitation</b>	
Street cleaning . . . . .	.....
Garbage and ash removal . . . . .	3,000.00
Sewers . . . . .	.....
<b>Health and Charities</b>	
Health service . . . . .	50.00
Poor (including relief) . . . . .	250.00
Hospitals (aid and maintenance) . . . . .	.....
Other . . . . .	.....
<b>Recreation</b>	
Beaches and boardwalks . . . . .	1,000.00
Parks and playgrounds . . . . .	.....
Other . . . . .	.....
<b>Educational</b>	
(Exclusive of school districts) ..	1,000.00
<b>Unclassified Purposes</b>	
(Including contingent) . . . . .	.....
<b>SUB-TOTAL—Municipal functions..</b>	<b>\$47,459.65</b>

<b>Per Capita—Municipal functions . . . . .</b>	<b>\$38.21</b>
Capital imp'ts and capital imp't fund	\$11,596.26
<b>Debt Service</b>	
Principal payments . . . . .	.....
Interest payments .. . . .	.....
Total . . . . .	.....
<b>Per Capita Debt Service . . . . .</b>	
<b>Deferred Charges and Statutory Expenditures</b>	
Emergencies . . . . .	.....
Other deferred chgs. \$5,807.40	
Total . . . . .	5,807.40

**TOTAL—Municipal expenditures . . . . . \$65,223.31**

**Required Payments for Local School, County, and Special District Taxes . . . . . 71,702.97**

**TOTAL EXPENDITURES AND REQUIRED PAYMENTS . . . . . \$136,926.28**

Reserve for uncollected taxes . . . . . \$19,000.00

**GRAND TOTAL—Budget . . . . . \$155,926.28**

<b>RECEIPTS AND REVENUES REALIZED IN 1950 TO MEET EXPENDITURES AND REQUIRED PAYMENTS</b>	
Surplus revenue appropriated . . . . .	\$3,908.53
Miscellaneous revenues realized. . . . .	19,152.57
State aid revenues realized . . . . .	5,676.21
<b>Delinquent taxes including</b>	
liens—1950 collections . . . . .	14,568.60
Current taxes—1950 collections..	98,068.48
Emergency borrowings . . . . .	.....
<b>TOTAL RECEIPTS AND REVENUES REALIZED . . . . .</b>	<b>\$141,374.39</b>

**CAPITAL OUTLAY—1950**

Beaches and boardwalks . . . . .	.....
Buildings and equipment . . . . .	.....
Parks and playgrounds . . . . .	.....
Sewers . . . . .	.....
Streets, roads and bridges . . . . .	.....
Water supply . . . . .	\$15,390.99
Other . . . . .	360.00

<b>Tax rate . . . . .</b>	<b>\$9.19</b>
Local school tax rate . . . . .	3.35
County tax rate . . . . .	2.04
Local purpose tax rate . . . . .	3.80

**TAXES**

Local school tax . . . . .	\$44,539.43
County taxes . . . . .	27,163.54
Special district taxes . . . . .	.....
Local purpose levy . . . . .	\$71,702.97
Total tax levy (tax duplicate) ..	\$122,298.41
<b>Per Capita Total Tax Levy . . . . .</b>	<b>\$98.47</b>

<b>Current</b>	
1950 taxes levied (total) . . . . .	\$123,347.77
Collected in 1950 . . . . .	98,068.48
Per cent of levy collected in 1950 . . . . .	79.50
Transferred to liens . . . . .	.....
Cancelled, abated or adjusted . . . . .	2,470.03
Outstanding December 31, 1950 ..	\$22,809.26

<b>All Prior Years Outstanding</b>	
Balance January 1, 1950 . . . . .	\$60,709.22
Collected in 1950 . . . . .	12,717.27
Balance December 31, 1950 . . . . .	\$47,962.61

<b>Tax Title Liens Outstanding</b>	
Balance January 1, 1950 . . . . .	\$36,855.01
Redeemed by cash . . . . .	1,851.33
Balance December 31, 1950 . . . . .	\$34,903.68

<b>Property Acquired by Deed or Foreclosure</b>	
Balance January 1, 1950 . . . . .	\$4,946.29
Sale for cash . . . . .	.....
Balance December 31, 1950 . . . . .	\$4,946.29

**CAPITAL DEBT, DECEMBER 31, 1950**

<b>Gross Debt</b>	
School debt . . . . .	\$107,401.00
Self-liquidating debt. . . . .	27,000.00
Other capital debt .. . . .	29,500.00
<b>TOTAL GROSS DEBT . . . . .</b>	<b>\$163,901.00</b>
<b>Per Capita Gross Debt . . . . .</b>	<b>\$131.97</b>

<b>Deductions for</b>	
School debt . . . . .	\$98,829.00
Self-liquidating debt. . . . .	27,000.00
Other capital debt .. . . .	.....
<b>TOTAL DEDUCTIONS . . . . .</b>	<b>125,829.00</b>
<b>NET DEBT . . . . .</b>	<b>\$38,072.00</b>

<b>Average Assessed Valuations</b>	
Real Property 1948-1949-1950..	\$1,235,365.00
Per Cent of Net Debt . . . . .	3.08

**CURRENT FINANCES DECEMBER 31, 1950**

Cash . . . . .	\$26,038.33
Taxes receivable . . . . .	70,771.87
Tax title liens . . . . .	34,903.68
Foreclosed property . . . . .	4,946.29
Accounts receivable . . . . .	7,734.13
State road aid receivable . . . . .	.....
Emergencies and deferred charges ..	6,234.27
<b>TOTAL ASSETS . . . . .</b>	<b>\$150,628.57</b>

Cash liabilities . . . . .	\$20,607.51
Reserves . . . . .	118,355.97
Surplus revenue . . . . .	11,665.09

**TOTAL LIABILITIES AND SURPLUS . . . . . \$150,628.57**

**BEDMINSTER TOWNSHIP—SOMERSET COUNTY**

Population Census, 1950—1,601  
1940—1,606

Land Area 23.7 sq. mi.

Net Valuation Taxable \$3,429,400

**EXPENDITURES AND REQUIRED PAYMENTS FOR 1950**

<b>General Government</b>	
Administrative and executive . . .	\$8,600.00
Assessment and collection of taxes	3,000.00
Finance Department . . . . .	1,150.00
<b>Protection to Persons &amp; Property</b>	
Fire . . . . .	2,100.00
Police . . . . .	10,600.00
Other . . . . .	.....
<b>Streets and Roads</b>	
Repairs and maintenance . . . . .	35,450.00
Street lighting . . . . .	2,000.00
<b>Sanitation</b>	
Street cleaning . . . . .	.....
Garbage and ash removal . . . . .	150.00
Sewers . . . . .	.....
<b>Health and Charities</b>	
Health service . . . . .	1,500.00
Poor (including relief) . . . . .	4,600.00
Hospitals (aid and maintenance) .	400.00
Other . . . . .	.....
<b>Recreation</b>	
Beaches and boardwalks . . . . .	.....
Parks and playgrounds . . . . .	.....
Other . . . . .	.....
<b>Educational</b>	
(Exclusive of school districts) ..	.....
<b>Unclassified Purposes</b>	
(Including contingent) . . . . .	550.00
<b>SUB-TOTAL—Municipal functions..</b>	<b>\$70,100.00</b>

<b>Per Capita—Municipal functions . . . . .</b>	<b>\$43.79</b>
Capital imp'ts and capital imp't fund	.....
<b>Debt Service</b>	
Principal payments . . . . .	.....
Interest payments .. . . .	.....
<b>Total . . . . .</b>	<b>.....</b>
<b>Per Capita Debt Service . . . . .</b>	<b>.....</b>
<b>Deferred Charges and Statutory Expenditures</b>	
Emergencies . . . . .	\$2,000.00
Other deferred chgs. . . . .	5,225.50
<b>Total . . . . .</b>	<b>\$7,225.50</b>

**TOTAL—Municipal expenditures . . . . .** \$77,325.50

**Required Payments for Local School, County, and Special District Taxes . . . . .** 90,990.38

**TOTAL EXPENDITURES AND REQUIRED PAYMENTS . . . . .** \$168,315.88

Reserve for uncollected taxes . . . . . \$19,817.27

**GRAND TOTAL—Budget . . . . .** \$188,133.15

**RECEIPTS AND REVENUES REALIZED IN 1950 TO MEET EXPENDITURES AND REQUIRED PAYMENTS**

Surplus revenue appropriated . .	\$27,000.00
Miscellaneous revenues realized .	13,823.18
State aid revenues realized . . . .	12,262.60
<b>Delinquent taxes including</b>	
Liens—1950 collections . . . . .	6,142.06
Current taxes—1950 collections..	123,036.94
Emergency borrowings . . . . .	.....
<b>TOTAL RECEIPTS AND REVENUES REALIZED . . . . .</b>	<b>\$182,264.78</b>

**CAPITAL OUTLAY—1950**

Beaches and boardwalks . . . . .	.....
Buildings and equipment . . . . .	.....
Parks and playgrounds . . . . .	.....
Sewers . . . . .	.....
Streets, roads and bridges . . . . .	.....
Water supply . . . . .	.....
Other . . . . .	.....

<b>Tax rate . . . . .</b>	<b>\$3.85</b>
Local school tax rate . . . . .	1.72
County tax rate . . . . .	0.93
Local purpose tax rate . . . . .	1.20

**TAXES**

Local school tax . . . . .	\$59,000.00	
County taxes . . . . .	31,990.38	
Special district taxes . . . . .	.....	
<b>Local purpose levy . . . . .</b>	<b>.....</b>	<b>\$90,990.38</b>
<b>Total tax levy (tax duplicate) ..</b>	<b>.....</b>	<b>\$131,869.15</b>

**Per Capita Total Tax Levy . . . . .** \$82.37

**Current**

1950 taxes levied (total) . . . . .	\$131,715.84
Collected in 1950 . . . . .	123,036.94
Per cent of levy collected in 1950 . . .	93.41
Transferred to liens . . . . .	.....
Cancelled, abated or adjusted . . . .	240.20
Outstanding December 31, 1950 ..	\$8,438.70

**All Prior Years Outstanding**

Balance January 1, 1950 . . . . .	\$7,520.62
Collected in 1950 . . . . .	6,142.06
Balance December 31, 1950 . . . . .	\$1,361.72

**Tax Title Liens Outstanding**

Balance January 1, 1950 . . . . .	.....
Redeemed by cash . . . . .	.....
Balance December 31, 1950 . . . . .	.....

**Property Acquired by Deed or Foreclosure**

Balance January 1, 1950 . . . . .	.....
Sale for cash . . . . .	.....
Balance December 31, 1950 . . . . .	.....

**CAPITAL DEBT, DECEMBER 31, 1950**

**Gross Debt**

School debt . . . . .	.....
Self-liquidating debt. . . . .	6,142.06
Other capital debt .. . . .	.....

**TOTAL GROSS DEBT . . . . .** .....

**Per Capita Gross Debt . . . . .** .....

**Deductions for**

School debt . . . . .	.....
Self-liquidating debt. . . . .	.....
Other capital debt .. . . .	.....

**TOTAL DEDUCTIONS . . . . .** .....

**NET DEBT . . . . .** .....

**Average Assessed Valuations**

**Real Property 1948-1949-1950..** \$3,086,217.00

**Per Cent of Net Debt . . . . .** .....

**CURRENT FINANCES DECEMBER 31, 1950**

Cash . . . . .	\$75,953.13
Taxes receivable . . . . .	9,800.42
Tax title liens . . . . .	.....
Foreclosed property . . . . .	.....
Accounts receivable . . . . .	717.61
State road aid receivable . . . . .	2,862.85
Emergencies and deferred charges ..	2,800.00
<b>TOTAL ASSETS . . . . .</b>	<b>\$92,134.01</b>

Cash liabilities . . . . .	\$15,348.59
Reserves . . . . .	10,518.03
Surplus revenue . . . . .	66,267.39

**TOTAL LIABILITIES AND SURPLUS . . . . .** \$92,134.01

**BELLEVILLE TOWN—ESSEX COUNTY**

Population Census, 1950—32,059  
1940—28,167

Land Area 3.3 sq. mi.

Net Valuation Taxable \$40,990,878

**EXPENDITURES AND REQUIRED PAYMENTS FOR 1950**

<b>General Government</b>	
Administrative and executive . . . . .	\$91,387.44
Assessment and collection of taxes	36,307.00
Finance Department . . . . .	11,918.08
<b>Protection to Persons &amp; Property</b>	
Fire . . . . .	135,800.00
Police . . . . .	214,428.52
Other . . . . .	35,531.43
<b>Streets and Roads</b>	
Repairs and maintenance . . . . .	79,687.82
Street lighting . . . . .	31,600.00
<b>Sanitation</b>	
Street cleaning . . . . .	45,400.04
Garbage and ash removal . . . . .	69,175.00
Sewers . . . . .	45,400.04
<b>Health and Charities</b>	
Health service . . . . .	28,587.50
Poor (including relief) . . . . .	32,825.00
Hospitals (aid and maintenance) . . . . .	6,650.00
Other . . . . .	.....
<b>Recreation</b>	
Beaches and boardwalks . . . . .	.....
Parks and playgrounds . . . . .	5,554.50
Other . . . . .	37,094.04
<b>Educational</b> (Exclusive of school districts) ..	
.....	22,890.00
<b>Unclassified Purposes</b> (Including contingent) .....	
.....	37,772.17
<b>SUB-TOTAL—Municipal functions..</b>	<b>\$922,608.54</b>

<b>Per Capita—Municipal functions . . . . .</b>	<b>\$28.78</b>
Capital imp'ts and capital imp't fund	\$5,000.00
<b>Debt Service</b>	
Principal payments . . . . .	\$203,190.00
Interest payments .. . . .	56,444.25
Total .....	259,634.25
<b>Per Capita Debt Service . . . . .</b>	
.....	<b>\$8.10</b>
<b>Deferred Charges and Statutory Expenditures</b>	
Emergencies . . . . .	\$27,365.09
Other deferred chgs. . . . .	70,120.17
Total .....	97,485.26

**TOTAL—Municipal expenditures ... \$1,284,727.05**

**Required Payments for Local School, County, and Special District Taxes . . . . . 1,366,809.68**

**TOTAL EXPENDITURES AND REQUIRED PAYMENTS . . . . . \$2,651,537.73**

Reserve for uncollected taxes . . . . . \$193,692.54

**GRAND TOTAL—Budget . . . . . \$2,845,230.27**

**RECEIPTS AND REVENUES REALIZED IN 1950 TO MEET EXPENDITURES AND REQUIRED PAYMENTS**

Surplus revenue appropriated ..	\$236,000.00
Miscellaneous revenues realized.	228,074.40
State aid revenues realized . . . . .	20,389.88
<b>Delinquent taxes including</b>	
liens—1950 collections . . . . .	75,175.92
Current taxes—1950 collections..	2,188,393.48
Emergency borrowings . . . . .	.....

**TOTAL RECEIPTS AND REVENUES REALIZED . . . . . \$2,748,033.68**

**CAPITAL OUTLAY—1950**

Beaches and boardwalks . . . . .	.....
Buildings and equipment . . . . .	\$5,955.00
Parks and playgrounds . . . . .	.....
Sewers . . . . .	14,266.66
Streets, roads and bridges . . . . .	28,154.48
Water supply . . . . .	5,469.60
Other . . . . .	465.26

<b>Tax rate . . . . .</b>	<b>\$5.57</b>
Local school tax rate . . . . .	2.41
County tax rate . . . . .	0.93
Local purpose tax rate . . . . .	2.23

**TAXES**

Local school tax . . . . .	\$987,567.87	
County taxes . . . . .	379,241.81	
Special district taxes . . . . .	.....	
Local purpose levy . . . . .	.....	\$1,366,809.68
		915,428.09
<b>Total tax levy (tax duplicate) ..</b>		<b>\$2,282,237.77</b>

**Per Capita Total Tax Levy . . . . . \$71.19**

**Current**

1950 taxes levied (total) . . . . .	\$2,297,706.73
Collected in 1950 . . . . .	2,188,393.48
Per cent of levy collected in 1950 . . . . .	95.24
Transferred to liens . . . . .	5,118.84
Cancelled, abated or adjusted . . . . .	4,124.58
Outstanding December 31, 1950 ..	\$100,069.83

**All Prior Years Outstanding**

Balance January 1, 1950 . . . . .	\$192,965.76
Collected in 1950 . . . . .	75,175.92
Balance December 31, 1950 . . . . .	\$108,124.44

**Tax Title Liens Outstanding**

Balance January 1, 1950 . . . . .	\$95,066.07
Redeemed by cash . . . . .	5,610.13
Balance December 31, 1950 . . . . .	\$93,801.69

**Property Acquired by Deed or Foreclosure**

Balance January 1, 1950 . . . . .	\$277,661.32
Sale for cash . . . . .	38,931.00
Balance December 31, 1950 . . . . .	\$214,826.32

**CAPITAL DEBT, DECEMBER 31, 1950**

<b>Gross Debt</b>	
School debt . . . . .	\$615,000.00
Self-liquidating debt. . . . .	251,300.00
Other capital debt .. . . .	1,882,210.00

**TOTAL GROSS DEBT . . . . . \$2,748,510.00**  
**Per Capita Gross Debt . . . . . \$85.73**

**Deductions for**

School debt . . . . .	\$615,000.00
Self-liquidating debt. . . . .	251,300.00
Other capital debt .. . . .	.....

**TOTAL DEDUCTIONS . . . . . 866,300.00**

**NET DEBT . . . . . \$1,882,210.00**

**Average Assessed Valuations**

Real Property 1948-1949-1950..	\$35,389,011.00
Per Cent of Net Debt . . . . .	5.31

**CURRENT FINANCES DECEMBER 31, 1950**

Cash . . . . .	\$946,949.59
Taxes receivable . . . . .	208,194.27
Tax title liens . . . . .	93,801.69
Foreclosed property . . . . .	214,826.32
Accounts receivable . . . . .	4,039.06
State road aid receivable . . . . .	.....
Emergencies and deferred charges ..	16,992.50
<b>TOTAL ASSETS . . . . .</b>	<b>\$1,484,803.43</b>
Cash liabilities . . . . .	\$576,914.25
Reserves . . . . .	520,861.34
Surplus revenue . . . . .	387,027.84
<b>TOTAL LIABILITIES AND SURPLUS . . . . .</b>	<b>\$1,484,803.43</b>

## BELLMAWR BOROUGH—CAMDEN COUNTY

Population Census, 1950—5,223  
1940—1,250

Land Area 3.02 sq. mi.

Net Valuation Taxable \$1,985,434

### EXPENDITURES AND REQUIRED PAYMENTS FOR 1950

<b>General Government</b>		
Administrative and executive .....	\$12,979.45	
Assessment and collection of taxes .....	8,230.22	
Finance Department .....	1,299.92	
<b>Protection to Persons &amp; Property</b>		
Fire .....	7,655.96	
Police .....	21,589.87	
Other .....		
<b>Streets and Roads</b>		
Repairs and maintenance .....	26,747.99	
Street lighting .....	4,268.62	
<b>Sanitation</b>		
Street cleaning .....		
Garbage and ash removal .....		
Sewers .....		
<b>Health and Charities</b>		
Health service .....	1,105.64	
Poor (including relief) .....	1,299.05	
Hospitals (aid and maintenance) .....		
Other .....		
<b>Recreation</b>		
Beaches and boardwalks .....		
Parks and playgrounds .....		
Other .....		
<b>Educational</b>		
(Exclusive of school districts) ..		
<b>Unclassified Purposes</b>		
(Including contingent) .....	1,500.00	
<b>SUB-TOTAL—Municipal functions..</b>	<b>\$86,676.72</b>	

<b>Per Capita—Municipal functions .....</b>	<b>\$16.60</b>	
Capital imp'ts and capital imp't fund .....		
<b>Debt Service</b>		
Principal payments ..	\$14,888.00	
Interest payments ..	5,985.82	
<b>Total .....</b>	<b>\$20,873.82</b>	
<b>Per Capita Debt Service .....</b>	<b>\$4.00</b>	
<b>Deferred Charges and Statutory Expenditures</b>		
Emergencies .....	\$450.00	
Other deferred chgs. ..	10,527.47	
<b>Total .....</b>	<b>10,977.47</b>	

**TOTAL—Municipal expenditures ...** **\$118,528.01**

**Required Payments for Local School, County, and Special District Taxes .....** **99,802.49**

**TOTAL EXPENDITURES AND REQUIRED PAYMENTS .....** **\$218,330.50**

Reserve for uncollected taxes .....

**GRAND TOTAL—Budget .....** **\$235,315.70**

### RECEIPTS AND REVENUES REALIZED IN 1950 TO MEET EXPENDITURES AND REQUIRED PAYMENTS

Surplus revenue appropriated ..	\$20,000.00
Miscellaneous revenues realized.	64,239.29
State aid revenues realized .....	3,390.00
Delinquent taxes including liens—1950 collections .....	8,909.51
Current taxes—1950 collections..	144,373.20
Emergency borrowings .....	

**TOTAL RECEIPTS AND REVENUES REALIZED .....** **\$240,912.00**

### CAPITAL OUTLAY—1950

Beaches and boardwalks .....	
Buildings and equipment .....	
Parks and playgrounds .....	
Sewers .....	
Streets, roads and bridges .....	
Water supply .....	
Other .....	

<b>Tax rate .....</b>	<b>\$7.74</b>
Local school tax rate .....	3.61
County tax rate .....	1.42
Local purpose tax rate .....	2.71

### TAXES

Local school tax ...	\$71,632.37	
County taxes .....	28,170.12	
Special district taxes .....		
Local purpose levy .....		\$99,802.49
		53,678.60
<b>Total tax levy (tax duplicate) ..</b>		<b>\$153,481.09</b>

**Per Capita Total Tax Levy .....** **\$20.39**

### Current

1950 taxes levied (total) .....	\$161,801.32
Collected in 1950 .....	144,373.20
Per cent of levy collected in 1950 ...	89.22
Transferred to liens .....	1,495.42
Cancelled, abated or adjusted .....	2,771.52
Outstanding December 31, 1950 ..	\$13,161.18

### All Prior Years Outstanding

Balance January 1, 1950 .....	\$8,915.45
Collected in 1950 .....	8,462.47
Balance December 31, 1950 .....	\$312.24

### Tax Title Liens Outstanding

Balance January 1, 1950 .....	\$16,200.77
Redeemed by cash .....	447.04
Balance December 31, 1950 .....	\$14,607.52

### Property Acquired by Deed or Foreclosure

Balance January 1, 1950 .....	\$28,594.92
Sale for cash .....	21,979.81
Balance December 31, 1950 .....	\$24,600.01

### CAPITAL DEBT, DECEMBER 31, 1950

<b>Gross Debt</b>	
School debt .....	\$10,000.00
Self-liquidating debt.	136,000.00
Other capital debt ..	128,000.00

**TOTAL GROSS DEBT .....** **\$274,000.00**  
**Per Capita Gross Debt .....** **\$52.46**

### Deductions for

School debt .....	\$10,000.00
Self-liquidating debt.	136,000.00
Other capital debt ..	

**TOTAL DEDUCTIONS .....** **146,000.00**

**NET DEBT .....** **\$128,000.00**

### Average Assessed Valuations

Real Property 1948-1949-1950.. \$1,896,249.00  
Per Cent of Net Debt .....

### CURRENT FINANCES DECEMBER 31, 1950

Cash .....	\$81,164.83
Taxes receivable .....	13,473.42
Tax title liens .....	14,607.52
Foreclosed property .....	24,600.01
Accounts receivable .....	
State road aid receivable .....	
Emergencies and deferred charges ..	

**TOTAL ASSETS .....** **\$133,845.78**

Cash liabilities .....	\$8,482.26
Reserves .....	52,680.95
Surplus revenue .....	72,682.57

**TOTAL LIABILITIES AND SURPLUS .....** **\$133,845.78**

**BELMAR BOROUGH—MONMOUTH COUNTY**

Population Census, 1950—4,606  
1940—3,435

Land Area 0.9 sq. mi.

Net Valuation Taxable \$7,379,241

<b>EXPENDITURES AND REQUIRED PAYMENTS FOR 1950</b>	
<b>General Government</b>	
Administrative and executive .....	\$46,830.00
Assessment and collection of taxes	13,450.00
Finance Department .....	.....
<b>Protection to Persons &amp; Property</b>	
Fire .....	11,500.00
Police .....	70,399.60
Other .....	.....
<b>Streets and Roads</b>	
Repairs and maintenance .....	66,570.59
Street lighting .....	17,500.00
<b>Sanitation</b>	
Street cleaning .....	.....
Garbage and ash removal .....	29,865.00
Sewers .....	12,325.00
<b>Health and Charities</b>	
Health service .....	2,303.00
Poor (including relief) .....	2,480.00
Hospitals (aid and maintenance) ..	500.00
Other .....	.....
<b>Recreation</b>	
Beaches and boardwalks .....	49,975.40
Parks and playgrounds .....	11,300.00
Other .....	5,800.00
<b>Educational</b>	
(Exclusive of school districts) ..	3,800.00
<b>Unclassified Purposes</b>	
(Including contingent) .....	650.00
<b>SUB-TOTAL—Municipal functions..</b>	<b>\$345,248.59</b>

<b>Per Capita—Municipal functions ....</b>	<b>\$74.96</b>
Capital imp'ts and capital imp't fund	\$23,000.00
<b>Debt Service</b>	
Principal payments .	\$68,000.00
Interest payments ..	22,318.00
<b>Total .....</b>	<b>90,318.00</b>
<b>Per Capita Debt Service .....</b>	<b>\$19.61</b>
<b>Deferred Charges and Statutory Expenditures</b>	
Emergencies .....	.....
Other deferred chgs.	\$15,455.74
<b>Total .....</b>	<b>15,455.74</b>

<b>TOTAL—Municipal expenditures ...</b>	<b>\$474,022.33</b>
<b>Required Payments for Local School, County, and Special District Taxes .....</b>	
	232,883.59
<b>TOTAL EXPENDITURES AND REQUIRED PAYMENTS .....</b>	<b>\$706,905.92</b>
Reserve for uncollected taxes .....	\$52,606.97
<b>GRAND TOTAL—Budget .....</b>	<b>\$759,512.89</b>

<b>RECEIPTS AND REVENUES REALIZED IN 1950 TO MEET EXPENDITURES AND REQUIRED PAYMENTS</b>	
Surplus revenue appropriated ..	\$116,000.00
Miscellaneous revenues realized.	237,819.29
State aid revenues realized .....	7,842.00
<b>Delinquent taxes including</b>	
liens—1950 collections .....	37,864.73
Current taxes—1950 collections..	369,656.26
Emergency borrowings .....	.....
<b>TOTAL RECEIPTS AND REVENUES REALIZED .....</b>	<b>\$769,182.28</b>

<b>CAPITAL OUTLAY—1950</b>	
Beaches and boardwalks .....	.....
Buildings and equipment .....	.....
Parks and playgrounds .....	.....
Sewers .....	.....
Streets, roads and bridges .....	.....
Water supply .....	\$33,433.93
Other .....	7,180.44

<b>Tax rate .....</b>	<b>\$5.48</b>
Local school tax rate .....	1.64
County tax rate .....	1.52
Local purpose tax rate .....	2.32

<b>TAXES</b>	
Local school tax ...	\$120,975.25
County taxes .....	111,908.34
Special district taxes .....	.....
<b>Local purpose levy .....</b>	<b>172,524.74</b>
<b>Total tax levy (tax duplicate) ..</b>	<b>\$405,408.33</b>
<b>Per Capita Total Tax Levy .....</b>	
	<b>\$88.02</b>

<b>Current</b>	
1950 taxes levied (total) .....	\$405,408.33
Collected in 1950 .....	369,656.26
Per cent of levy collected in 1950 ..	91.18
Transferred to liens .....	432.82
Cancelled, abated or adjusted ..	.....
Outstanding December 31, 1950 ..	\$35,319.25

<b>All Prior Years Outstanding</b>	
Balance January 1, 1950 .....	\$42,487.84
Collected in 1950 .....	36,368.80
Balance December 31, 1950 .....	\$6,128.32

<b>Tax Title Liens Outstanding</b>	
Balance January 1, 1950 .....	\$11,470.62
Redeemed by cash .....	1,495.93
Balance December 31, 1950 .....	\$10,407.51

<b>Property Acquired by Deed or Foreclosure</b>	
Balance January 1, 1950 .....	.....
Sale for cash .....	.....
Balance December 31, 1950 .....	.....

<b>CAPITAL DEBT, DECEMBER 31, 1950</b>	
<b>Gross Debt</b>	
School debt .....	\$190,000.00
Self-liquidating debt.	12,000.00
Other capital debt ..	483,500.00
<b>TOTAL GROSS DEBT .....</b>	<b>\$685,500.00</b>
<b>Per Capita Gross Debt .....</b>	<b>\$148.83</b>

<b>Deductions for</b>	
School debt .....	\$190,000.00
Self-liquidating debt.	12,000.00
Other capital debt ..	.....
<b>TOTAL DEDUCTIONS .....</b>	<b>202,000.00</b>
<b>NET DEBT .....</b>	<b>\$483,500.00</b>

<b>Average Assessed Valuations</b>	
Real Property 1948-1949-1950..	\$6,941,141.00
Per Cent of Net Debt .....	6.96

<b>CURRENT FINANCES DECEMBER 31, 1950</b>	
Cash .....	\$281,065.31
Taxes receivable .....	41,447.57
Tax title liens .....	10,407.51
Foreclosed property .....	.....
Accounts receivable .....	62.40
State road aid receivable .....	12,277.24
Emergencies and deferred charges ..	11,395.59
<b>TOTAL ASSETS .....</b>	<b>\$356,655.62</b>
Cash liabilities .....	\$105,829.50
Reserves .....	51,917.48
Surplus revenue .....	198,908.64
<b>TOTAL LIABILITIES AND SURPLUS .....</b>	<b>\$356,655.62</b>

**BELVIDERE TOWN—WARREN COUNTY**

Population Census, 1950—2,403      Land Area 1.3 sq. mi.      Net Valuation Taxable \$2,007,301  
 1940—2,060

<b>EXPENDITURES AND RE- QUIRED PAYMENTS FOR 1950</b>	
<b>General Government</b>	
Administrative and executive .....	\$6,421.26
Assessment and collection of taxes .....	1,583.74
Finance Department .....	250.00
<b>Protection to Persons &amp; Property</b>	
Fire .....	3,650.00
Police .....	5,200.00
Other .....	
<b>Streets and Roads</b>	
Repairs and maintenance .....	13,927.83
Street lighting .....	3,472.17
<b>Sanitation</b>	
Street cleaning .....	
Garbage and ash removal .....	
Sewers .....	
<b>Health and Charities</b>	
Health service .....	895.00
Poor (including relief) .....	1,060.00
Hospitals (aid and maintenance) .....	
Other .....	
<b>Recreation</b>	
Beaches and boardwalks .....	
Parks and playgrounds .....	250.00
Other .....	
<b>Educational</b>	
(Exclusive of school districts) ..	664.50
<b>Unclassified Purposes</b>	
(Including contingent) .....	650.00
<b>SUB-TOTAL—Municipal functions..</b>	<b>\$38,024.50</b>

<b>Per Capita—Municipal functions ...</b>	<b>\$15.82</b>
Capital imp'ts and capital imp't fund	\$500.00
<b>Debt Service—</b>	
Principal payments .....	
Interest payments .....	
Total .....	
<b>Per Capita Debt Service .....</b>	
<b>Deferred Charges and Statutory Expenditures</b>	
Emergencies .....	\$674.55
Other deferred chgs. ....	
Total .....	674.55
<b>TOTAL—Municipal expenditures ...</b>	<b>\$39,199.05</b>

<b>Required Payments for Local School, County, and Special District Taxes .....</b>	<b>90,569.91</b>
-------------------------------------------------------------------------------------	------------------

<b>TOTAL EXPENDITURES AND REQUIRED PAYMENTS .....</b>	<b>\$129,768.96</b>
Reserve for uncollected taxes .....	\$23,642.35
<b>GRAND TOTAL—Budget .....</b>	<b>\$153,411.31</b>

<b>RECEIPTS AND REVENUES REALIZED IN 1950 TO MEET EXPENDITURES AND REQUIRED PAYMENTS</b>	
Surplus revenue appropriated ..	\$7,500.00
Miscellaneous revenues realized.	7,236.56
State aid revenues realized .....	2,514.00
<b>Delinquent taxes including</b>	
Hens—1950 collections .....	20,648.27
Current taxes—1950 collections..	101,630.01
Emergency borrowings .....	
<b>TOTAL RECEIPTS AND REVENUES REALIZED .....</b>	<b>\$139,528.84</b>

<b>CAPITAL OUTLAY—1950</b>	
Beaches and boardwalks .....	
Buildings and equipment .....	
Parks and playgrounds .....	
Sewers .....	
Streets, roads and bridges .....	
Water supply .....	
Other .....	

<b>Tax rate .....</b>	<b>\$5.90</b>
Local school tax rate .....	3.10
County tax rate .....	1.41
Local purpose tax rate ....	1.39

**TAXES**

Local school tax ...	\$62,303.75	
County taxes .....	28,266.16	
Special district taxes .....		
Local purpose levy .....		\$90,569.91
Total tax levy (tax duplicate) ..		<u>28,377.40</u>
		<u>\$119,447.31</u>

<b>Per Capita Total Tax Levy .....</b>	<b>\$49.71</b>
----------------------------------------	----------------

<b>Current</b>	
1950 taxes levied (total) .....	\$119,860.62
Collected in 1950 .....	101,630.01
Per cent of levy collected in 1950 ...	84.79
Transferred to liens .....	5.90
Cancelled, abated or adjusted .....	308.92
Outstanding December 31, 1950 ..	<u>\$17,915.79</u>

<b>All Prior Years Outstanding</b>	
Balance January 1, 1950 .....	\$24,334.38
Collected in 1950 .....	20,648.27
Balance December 31, 1950 .....	<u>\$3,592.06</u>

<b>Tax Title Liens Outstanding</b>	
Balance January 1, 1950 .....	\$752.74
Redeemed by cash .....	
Balance December 31, 1950 .....	<u>\$758.64</u>

<b>Property Acquired by Deed or Foreclosure</b>	
Balance January 1, 1950 .....	
Sale for cash .....	
Balance December 31, 1950 .....	

**CAPITAL DEBT, DECEMBER 31, 1950**

<b>Gross Debt</b>	
School debt .....	\$103,950.00
Self-liquidating debt. ....	
Other capital debt ..	308.00
<b>TOTAL GROSS DEBT .....</b>	<b>\$104,258.00</b>
<b>Per Capita Gross Debt .....</b>	<b>\$43.39</b>

<b>Deductions for</b>	
School debt .....	\$103,950.00
Self-liquidating debt. ....	
Other capital debt ..	
<b>TOTAL DEDUCTIONS .....</b>	<b>103,950.00</b>
<b>NET DEBT .....</b>	<b>\$308.00</b>

<b>Average Assessed Valuations</b>	
Real Property 1948-1949-1950..	\$1,668,540.00
<b>Per Cent of Net Debt .....</b>	<b>0.01</b>

**CURRENT FINANCES DECEMBER 31, 1950**

Cash .....	\$42,834.93
Taxes receivable ..	21,507.85
Tax title liens .....	758.64
Foreclosed property .....	
Accounts receivable .....	2,399.78
State road aid receivable .....	
Emergencies and deferred charges ..	
<b>TOTAL ASSETS .....</b>	<b>\$67,501.20</b>

Cash liabilities .....	\$23,268.48
Reserves .....	24,666.27
Surplus revenue .....	19,566.45

<b>TOTAL LIABILITIES AND SURPLUS .....</b>	<b>\$67,501.20</b>
--------------------------------------------	--------------------

## BERGENFIELD BOROUGH—BERGEN COUNTY

Population Census, 1950—17,611      Land Area 3.0 sq. mi.      Net Valuation Taxable \$16,201,560  
 1940—10,275

### EXPENDITURES AND REQUIRED PAYMENTS FOR 1950

<b>General Government</b>	
Administrative and executive .....	\$37,733.50
Assessment and collection of taxes .....	30,775.00
Finance Department .....	2,500.00
<b>Protection to Persons &amp; Property</b>	
Fire .....	47,290.00
Police .....	93,576.50
Other .....	8,020.00
<b>Streets and Roads</b>	
Repairs and maintenance .....	64,140.00
Street lighting .....	15,345.00
<b>Sanitation</b>	
Street cleaning .....	.....
Garbage and ash removal .....	33,105.00
Sewers .....	23,640.00
<b>Health and Charities</b>	
Health service .....	10,455.00
Poor (including relief) .....	3,845.00
Hospitals (aid and maintenance) .....	.....
Other .....	.....
<b>Recreation</b>	
Beaches and boardwalks .....	.....
Parks and playgrounds .....	18,605.00
Other .....	.....
<b>Educational</b>	
(Exclusive of school districts) ..	12,270.00
<b>Unclassified Purposes</b>	
(Including contingent) .....	12,368.15
<b>SUB-TOTAL—Municipal functions..</b>	<b>\$413,668.15</b>

<b>Per Capita—Municipal functions .....</b>	<b>\$23.49</b>
Capital imp'ts and capital imp't fund .....	\$20,000.00
<b>Debt Service</b>	
Principal payments .. \$102,400.00	
Interest payments .. .. 28,642.75	

<b>Total .....</b>	<b>131,042.75</b>
<b>Per Capita Debt Service .....</b>	
	<b>\$7.44</b>
<b>Deferred Charges and Statutory Expenditures</b>	
Emergencies .....	\$3,500.00
Other deferred chgs. ....	725.00

<b>Total .....</b>	<b>4,225.00</b>
<b>TOTAL—Municipal expenditures ..</b>	<b>\$568,935.90</b>

<b>Required Payments for Local School, County, and Special District Taxes .....</b>	<b>630,909.32</b>
-------------------------------------------------------------------------------------	-------------------

<b>TOTAL EXPENDITURES AND REQUIRED PAYMENTS .....</b>	<b>\$1,199,845.22</b>
Reserve for uncollected taxes .....	\$149,710.89
<b>GRAND TOTAL—Budget .....</b>	<b>\$1,349,556.11</b>

<b>RECEIPTS AND REVENUES REALIZED IN 1950 TO MEET EXPENDITURES AND REQUIRED PAYMENTS</b>	
Surplus revenue appropriated ..	\$162,500.00
Miscellaneous revenues realized ..	132,295.77
State aid revenues realized .....	3,401.00
Delinquent taxes including	
liens—1950 collections .....	89,089.07
Current taxes—1950 collections ..	1,025,537.22
Emergency borrowings .....	.....

<b>TOTAL RECEIPTS AND REVENUES REALIZED .....</b>	<b>\$1,418,823.06</b>
---------------------------------------------------	-----------------------

### CAPITAL OUTLAY—1950

Beaches and boardwalks .....	.....
Buildings and equipment .....	\$290.26
Parks and playgrounds .....	.....
Sewers .....	12,815.50
Streets, roads and bridges .....	8,351.76
Water supply .....	.....
Other .....	.....

<b>Tax rate .....</b>	<b>\$6.42</b>
Local school tax rate .....	3.09
County tax rate .....	0.81
Local purpose tax rate ....	2.52

### TAXES

Local school tax ...	\$500,729.50
County taxes .....	130,179.82
Special district taxes .....	.....
<b>Local purpose levy .....</b>	<b>\$630,909.32</b>
	409,575.47
<b>Total tax levy (tax duplicate) ..</b>	<b>\$1,040,484.79</b>

<b>Per Capita Total Tax Levy .....</b>	<b>\$59.08</b>
----------------------------------------	----------------

<b>Current</b>	
1950 taxes levied (total) .....	\$1,078,517.97
Collected in 1950 .....	1,025,537.22
Per cent of levy collected in 1950 ...	95.08
Transferred to liens .....	22,517.17
Cancelled, abated or adjusted ...	12,644.77
Outstanding December 31, 1950 ..	\$17,818.81

<b>All Prior Years Outstanding</b>	
Balance January 1, 1950 .....	\$82,710.05
Collected in 1950 .....	82,557.29
Balance December 31, 1950 .....	.....

<b>Tax Title Liens Outstanding</b>	
Balance January 1, 1950 .....	\$374,392.64
Redeemed by cash .....	6,531.78
Balance December 31, 1950 .....	\$372,989.83

<b>Property Acquired by Deed or Foreclosure</b>	
Balance January 1, 1950 .....	\$188,746.50
Sale for cash .....	37,361.00
Balance December 31, 1950 .....	\$169,339.85

### CAPITAL DEBT, DECEMBER 31, 1950

<b>Gross Debt</b>	
School debt .....	\$1,065,500.00
Self-liquidating debt. ....	.....
Other capital debt .. ..	763,500.00

<b>TOTAL GROSS DEBT .....</b>	<b>\$1,829,000.00</b>
<b>Per Capita Gross Debt .....</b>	<b>\$103.86</b>

<b>Deductions for</b>	
School debt .....	\$1,057,175.00
Self-liquidating debt. ....	.....
Other capital debt .. ..	.....

<b>TOTAL DEDUCTIONS .....</b>	<b>1,057,175.00</b>
<b>NET DEBT .....</b>	<b>\$771,825.00</b>

<b>Average Assessed Valuations</b>	
Real Property 1948-1949-1950 ..	\$13,214,687.00
Per Cent of Net Debt .....	5.84

### CURRENT FINANCES DECEMBER 31, 1950

Cash .....	\$503,872.82
Taxes receivable .....	17,818.81
Tax title liens .....	372,989.83
Foreclosed property .....	169,339.85
Accounts receivable .....	164.40
State road aid receivable .....	2,317.52
Emergencies and deferred charges ..	6,000.00

<b>TOTAL ASSETS .....</b>	<b>\$1,072,503.23</b>
---------------------------	-----------------------

Cash liabilities .....	\$23,625.67
Reserves .....	560,312.89
Surplus revenue .....	488,564.67

<b>TOTAL LIABILITIES AND SURPLUS .....</b>	<b>\$1,072,503.23</b>
--------------------------------------------	-----------------------

**BERKELEY TOWNSHIP—OCEAN COUNTY**

Population Census, 1950—1,563      Land Area 37.56 sq. mi.      Net Valuation Taxable \$1,885,304  
 1940—1,127

**EXPENDITURES AND REQUIRED PAYMENTS FOR 1950**

<b>General Government</b>	
Administrative and executive . . . . .	\$9,130.00
Assessment and collection of taxes . . . . .	6,800.00
Finance Department . . . . .	775.00
<b>Protection to Persons &amp; Property</b>	
Fire . . . . .	3,000.00
Police . . . . .	5,575.00
Other . . . . .	.....
<b>Streets and Roads</b>	
Repairs and maintenance . . . . .	9,500.00
Street lighting . . . . .	6,400.00
<b>Sanitation</b>	
Street cleaning . . . . .	.....
Garbage and ash removal . . . . .	.....
Sewers . . . . .	.....
<b>Health and Charities</b>	
Health service . . . . .	300.00
Poor (including relief) . . . . .	4,700.00
Hospitals (aid and maintenance) . . . . .	200.00
Other . . . . .	1,070.00
<b>Recreation</b>	
Beaches and boardwalks . . . . .	.....
Parks and playgrounds . . . . .	.....
Other . . . . .	.....
<b>Educational</b>	
(Exclusive of school districts) . . . . .	.....
<b>Unclassified Purposes</b>	
(Including contingent) . . . . .	400.00
<b>SUB-TOTAL—Municipal functions..</b>	<b>\$47,850.00</b>

<b>Per Capita—Municipal functions . . . . .</b>	<b>\$30.61</b>
Capital imp'ts and capital imp't fund . . . . .	\$6,500.00
<b>Debt Service</b>	
Principal payments . . . . .	.....
Interest payments .. . . .	.....
Total . . . . .	.....
<b>Per Capita Debt Service . . . . .</b>	<b>.....</b>
<b>Deferred Charges and Statutory Expenditures</b>	
Emergencies . . . . .	.....
Other deferred chgs. . . . .	\$3,259.04
Total . . . . .	3,259.04

**TOTAL—Municipal expenditures . . . . .** \$57,609.04

**Required Payments for Local School, County, and Special District Taxes . . . . .** 98,668.04

**TOTAL EXPENDITURES AND REQUIRED PAYMENTS . . . . .** **\$156,277.08**

Reserve for uncollected taxes . . . . . \$29,053.82

**GRAND TOTAL—Budget . . . . .** **\$185,330.90**

**RECEIPTS AND REVENUES REALIZED IN 1950 TO MEET EXPENDITURES AND REQUIRED PAYMENTS**

Surplus revenue appropriated . . . . .	\$26,000.00
Miscellaneous revenues realized . . . . .	30,854.42
State aid revenues realized . . . . .	5,666.00
Delinquent taxes including	
liens—1950 collections . . . . .	14,280.48
Current taxes—1950 collections..	98,194.90
Emergency borrowings . . . . .	.....

**TOTAL RECEIPTS AND REVENUES REALIZED . . . . .** **\$174,995.80**

**CAPITAL OUTLAY—1950**

Beaches and boardwalks . . . . .	.....
Buildings and equipment . . . . .	.....
Parks and playgrounds . . . . .	.....
Sewers . . . . .	.....
Streets, roads and bridges . . . . .	.....
Water supply . . . . .	.....
Other . . . . .	.....

<b>Tax rate . . . . .</b>	<b>\$6.38</b>
Local school tax rate . . . . .	3.04
County tax rate . . . . .	2.03
Local purpose tax rate . . . . .	1.31

**TAXES**

Local school tax . . . . .	\$57,352.42	
County taxes . . . . .	38,315.62	
Special district taxes . . . . .	3,000.00	
<b>Local purpose levy . . . . .</b>	<b>.....</b>	<b>\$98,668.04</b>
<b>Total tax levy (tax duplicate) ..</b>	<b>.....</b>	<b>\$123,130.90</b>
<b>Per Capita Total Tax Levy . . . . .</b>	<b>\$78.78</b>	

<b>Current</b>	
1950 taxes levied (total) . . . . .	\$123,500.94
Collected in 1950 . . . . .	98,194.90
Per cent of levy collected in 1950 . . . . .	79.50
Transferred to liens . . . . .	9,000.00
Cancelled, abated or adjusted . . . . .	600.00
Outstanding December 31, 1950 ..	\$15,706.04

<b>All Prior Years Outstanding</b>	
Balance January 1, 1950 . . . . .	\$17,501.97
Collected in 1950 . . . . .	12,645.19
Balance December 31, 1950 . . . . .	\$3,609.37

<b>Tax Title Liens Outstanding</b>	
Balance January 1, 1950 . . . . .	\$343,310.77
Redeemed by cash . . . . .	1,635.29
Balance December 31, 1950 . . . . .	\$352,127.67

<b>Property Acquired by Deed or Foreclosure</b>	
Balance January 1, 1950 . . . . .	\$15,605.00
Sale for cash . . . . .	500.00
Balance December 31, 1950 . . . . .	\$15,505.00

**CAPITAL DEBT, DECEMBER 31, 1950**

<b>Gross Debt</b>	
School debt . . . . .	\$14,000.00
Self-liquidating debt. . . . .	.....
Other capital debt .. . . .	.....

**TOTAL GROSS DEBT . . . . .** \$14,000.00

**Per Capita Gross Debt . . . . .** **\$8.96**

<b>Deductions for</b>	
School debt . . . . .	\$14,000.00
Self-liquidating debt. . . . .	.....
Other capital debt .. . . .	.....

**TOTAL DEDUCTIONS . . . . .** 14,000.00

**NET DEBT . . . . .** .....

<b>Average Assessed Valuations</b>	
Real Property 1948-1949-1950..	\$1,636,696.00
Per Cent of Net Debt . . . . .	.....

**CURRENT FINANCES DECEMBER 31, 1950**

Cash . . . . .	\$190,299.78
Taxes receivable . . . . .	19,315.41
Tax title liens . . . . .	252,127.67
Foreclosed property . . . . .	15,505.00
Accounts receivable . . . . .	63.84
State road aid receivable . . . . .	90.00
Emergencies and deferred charges ..	1,000.00

**TOTAL ASSETS . . . . .** **\$578,401.70**

Cash liabilities . . . . .	\$44,035.84
Reserves . . . . .	387,011.92
Surplus revenue . . . . .	147,353.94

**TOTAL LIABILITIES AND SURPLUS . . . . .** **\$578,401.70**

## BERLIN BOROUGH—CAMDEN COUNTY

Population Census, 1950—2,308  
1940—1,753

Land Area 3.56 sq. mi.

Net Valuation Taxable \$1,594,408

### EXPENDITURES AND RE- QUIRED PAYMENTS FOR 1950

<b>General Government</b>	
Administrative and executive .....	\$5,370.88
Assessment and collection of taxes	2,550.00
Finance Department .....	.....
<b>Protection to Persons &amp; Property</b>	
Fire .....	5,590.00
Police .....	1,300.00
Other .....	.....
<b>Streets and Roads</b>	
Repairs and maintenance .....	16,161.91
Street lighting .....	7,000.00
<b>Sanitation</b>	
Street cleaning .....	.....
Garbage and ash removal .....	.....
Sewers .....	.....
<b>Health and Charities</b>	
Health service, .....	200.00
Poor (including relief) .....	1,200.00
Hospitals (aid and maintenance) ..	.....
Other .....	.....
<b>Recreation</b>	
Beaches and boardwalks .....	.....
Parks and playgrounds .....	.....
Other .....	.....
<b>Educational</b>	
(Exclusive of school districts) ..	.....
<b>Unclassified Purposes</b>	
(Including contingent) .....	.....
<b>SUB-TOTAL—Municipal functions..</b>	<b>\$39,372.79</b>

<b>Per Capita—Municipal functions .....</b>	<b>\$17.06</b>
Capital imp'ts and capital imp't fund	\$4,100.00
<b>Debt Service</b>	
Principal payments ..	\$3,000.00
Interest payments ..	2,575.00
<b>Total .....</b>	<b>5,575.00</b>
<b>Per Capita Debt Service .....</b>	
	<b>\$2.42</b>
<b>Deferred Charges and Statutory Expenditures</b>	
Emergencies .....	.....
Other deferred chgs. ....	.....
<b>Total .....</b>	<b>.....</b>
<b>TOTAL—Municipal expenditures ..</b>	<b>\$49,047.79</b>

<b>Required Payments for Local School, County, and Special District Taxes .....</b>	<b>67,911.24</b>
-------------------------------------------------------------------------------------	------------------

<b>TOTAL EXPENDITURES AND REQUIRED PAYMENTS .....</b>	<b>\$116,959.03</b>
-------------------------------------------------------	---------------------

Reserve for uncollected taxes .....	\$9,440.56
-------------------------------------	------------

<b>GRAND TOTAL—Budget .....</b>	<b>\$126,399.59</b>
---------------------------------	---------------------

### RECEIPTS AND REVENUES REALIZED IN 1950 TO MEET EXPENDITURES AND RE- QUIRED PAYMENTS

Surplus revenue appropriated ..	\$12,800.00
Miscellaneous revenues realized.	19,252.03
State aid revenues realized .....	5,493.48
<b>Delinquent taxes including</b>	
liens—1950 collections .....	5,359.06
Current taxes—1950 collections..	80,515.78
Emergency borrowings .....	.....
<b>TOTAL RECEIPTS AND REVENUES REALIZED .....</b>	<b>\$123,420.35</b>

### CAPITAL OUTLAY—1950

Beaches and boardwalks .....	.....
Buildings and equipment .....	.....
Parks and playgrounds .....	.....
Sewers .....	.....
Streets, roads and bridges .....	.....
Water supply .....	.....
Other .....	.....

<b>Tax rate .....</b>	<b>\$5.36</b>
Local school tax rate .....	2.82
County tax rate .....	1.44
Local purpose tax rate .....	1.10

### TAXES

Local school tax ...	\$45,000.00	
County taxes .....	22,911.24	
Special district taxes .....	.....	
<b>Local purpose levy .....</b>	<b>18,290.33</b>	<b>\$67,911.24</b>
<b>Total tax levy (tax duplicate) ..</b>	<b>\$86,201.57</b>	<b>\$86,201.57</b>
<b>Per Capita Total Tax Levy .....</b>		
		<b>\$37.35</b>

### Current

1950 taxes levied (total) .....	\$87,088.72
Collected in 1950 .....	80,515.78
Per cent of levy collected in 1950 ...	92.45
Transferred to liens .....	1,998.38
Cancelled, abated or adjusted .....	76.44
Outstanding December 31, 1950 ..	<b>\$4,498.12</b>

### All Prior Years Outstanding

Balance January 1, 1950 .....	\$5,673.80
Collected in 1950 .....	5,268.33
Balance December 31, 1950 .....	63.90

### Tax Title Liens Outstanding

Balance January 1, 1950 .....	\$23,118.46
Redeemed by cash .....	90.73
Balance December 31, 1950 .....	<b>\$23,304.70</b>

### Property Acquired by Deed or Foreclosure

Balance January 1, 1950 .....	\$7,215.00
Sale for cash .....	2,825.00
Balance December 31, 1950 .....	<b>\$9,040.00</b>

### CAPITAL DEBT, DECEMBER 31, 1950

<b>Gross Debt</b>	
School debt .....	\$8,000.00
Self-liquidating debt. ....	114,000.00
Other capital debt ..	50,000.00

**TOTAL GROSS DEBT .....** **\$172,000.00**

**Per Capita Gross Debt .....** **\$74.52**

### Deductions for

School debt .....	\$8,000.00
Self-liquidating debt. ....	114,000.00
Other capital debt ..	653.00

**TOTAL DEDUCTIONS .....** **122,653.00**

**NET DEBT .....** **\$49,347.00**

### Average Assessed Valuations

Real Property 1948-1949-1950..	\$1,455,748.00
Per Cent of Net Debt .....	<b>3.38</b>

### CURRENT FINANCES DECEMBER 31, 1950

Cash .....	\$38,387.59
Taxes receivable .....	4,562.02
Tax title liens .....	23,304.70
Foreclosed property .....	9,040.00
Accounts receivable .....	61.50
State road aid receivable .....	2,611.30
Emergencies and deferred charges ..	1,586.21
<b>TOTAL ASSETS .....</b>	<b>\$79,553.32</b>

Cash liabilities .....	\$7,367.36
Reserves .....	36,968.22
Surplus revenue .....	35,217.74

**TOTAL LIABILITIES AND SURPLUS .....** **\$79,553.32**

**BERLIN TOWNSHIP—CAMDEN COUNTY**

Population Census, 1950—2,008      Land Area 3.27 sq. mi.      Net Valuation Taxable \$663,784  
 1940—1,771

<b>EXPENDITURES AND REQUIRED PAYMENTS FOR 1950</b>	
<b>General Government</b>	
Administrative and executive .....	\$5,081.65
Assessment and collection of taxes .....	4,641.03
Finance Department .....	.....
<b>Protection to Persons &amp; Property</b>	
Fire .....	2,232.72
Police .....	585.75
Other .....	.....
<b>Streets and Roads</b>	
Repairs and maintenance .....	1,903.36
Street lighting .....	2,287.66
<b>Sanitation</b>	
Street cleaning .....	.....
Garbage and ash removal .....	715.00
Sewers .....	.....
<b>Health and Charities</b>	
Health service .....	421.50
Poor (including relief) .....	915.00
Hospitals (aid and maintenance) .....	.....
Other .....	.....
<b>Recreation</b>	
Beaches and boardwalks .....	.....
Parks and playgrounds .....	.....
Other .....	.....
<b>Educational</b>	
(Exclusive of school districts) ..	.....
<b>Unclassified Purposes</b>	
(Including contingent) .....	107.30
<b>SUB-TOTAL—Municipal functions..</b>	<b>\$18,890.97</b>
<b>Per Capita—Municipal functions .....</b>	
Capital imp'ts and capital imp't fund .....	\$9.41
<b>Debt Service</b>	
Principal payments ..	\$7,000.00
Interest payments ..	1,512.50
Total .....	8,512.50
<b>Per Capita Debt Service .....</b>	
Deferred Charges and Statutory Expenditures	\$4.24
Emergencies .....	\$4,050.00
Other deferred chgs. ....	584.63
Total .....	4,634.63
<b>TOTAL—Municipal expenditures ...</b>	<b>\$38,704.76</b>
<b>Required Payments for Local School, County, and Special District Taxes .....</b>	
	35,172.84
<b>TOTAL EXPENDITURES AND REQUIRED PAYMENTS .....</b>	<b>\$73,877.60</b>
Reserve for uncollected taxes .....	\$14,839.42
<b>GRAND TOTAL—Budget .....</b>	<b>\$88,717.02</b>
<b>RECEIPTS AND REVENUES REALIZED IN 1950 TO MEET EXPENDITURES AND REQUIRED PAYMENTS</b>	
Surplus revenue appropriated ..	\$10,031.00
Miscellaneous revenues realized ..	20,116.77
State aid revenues realized .....	1,263.00
Delinquent taxes including	
liens—1950 collections .....	8,435.63
current taxes—1950 collections..	38,877.78
Emergency borrowings .....	.....
<b>TOTAL RECEIPTS AND REVENUES REALIZED .....</b>	<b>\$78,724.18</b>
<b>CAPITAL OUTLAY—1950</b>	
Beaches and boardwalks .....	.....
Buildings and equipment .....	.....
Parks and playgrounds .....	.....
Sewers .....	.....
Streets, roads and bridges .....	.....
Water supply .....	.....
Other .....	\$100.00

<b>Tax rate .....</b>	<b>\$7.62</b>
Local school tax rate .....	3.88
County tax rate .....	1.42
Local purpose tax rate .....	2.32
<b>TAXES</b>	
Local school tax ...	\$25,743.76
County taxes .....	9,429.08
Special district taxes .....	.....
Local purpose levy .....	\$35,172.84
	15,342.54
<b>Total tax levy (tax duplicate) ..</b>	<b>\$50,515.38</b>
<b>Per Capita Total Tax Levy .....</b>	
	<b>\$25.16</b>
<b>Current</b>	
1950 taxes levied (total) .....	\$50,583.44
Collected in 1950 .....	38,877.78
Per cent of levy collected in 1950 ...	76.85
Transferred to liens .....	5,756.05
Cancelled, abated or adjusted ..	.....
Outstanding December 31, 1950 ..	\$5,949.61
<b>All Prior Years Outstanding</b>	
Balance January 1, 1950 .....	\$6,466.59
Collected in 1950 .....	5,998.99
Balance December 31, 1950 .....	\$449.62
<b>Tax Title Liens Outstanding</b>	
Balance January 1, 1950 .....	\$54,671.57
Redeemed by cash .....	2,436.64
Balance December 31, 1950 .....	\$57,229.00
<b>Property Acquired by Deed or Foreclosure</b>	
Balance January 1, 1950 .....	\$21,364.25
Sale for cash .....	2,543.75
Balance December 31, 1950 .....	\$18,428.45
<b>CAPITAL DEBT, DECEMBER 31, 1950</b>	
<b>Gross Debt</b>	
School debt .....	\$51,628.00
Self-liquidating debt ..	.....
Other capital debt ..	34,000.00
<b>TOTAL GROSS DEBT .....</b>	<b>\$85,628.00</b>
<b>Per Capita Gross Debt .....</b>	<b>\$42.64</b>
<b>Deductions for</b>	
School debt .....	\$51,628.00
Self-liquidating debt ..	.....
Other capital debt ..	.....
<b>TOTAL DEDUCTIONS .....</b>	<b>51,628.00</b>
<b>NET DEBT .....</b>	<b>\$34,000.00</b>
<b>Average Assessed Valuations</b>	
Real Property 1948-1949-1950 ..	\$681,512.00
Per Cent of Net Debt .....	4.98
<b>CURRENT FINANCES DECEMBER 31, 1950</b>	
Cash .....	\$12,336.28
Taxes receivable .....	6,399.23
Tax title liens .....	57,229.00
Foreclosed property .....	18,428.45
Accounts receivable .....	.....
State road aid receivable .....	6,000.00
Emergencies and deferred charges ..	625.53
<b>TOTAL ASSETS .....</b>	<b>\$101,018.49</b>
Cash liabilities .....	\$7,546.11
Reserves .....	82,056.68
Surplus revenue .....	11,415.70
<b>TOTAL LIABILITIES AND SURPLUS .....</b>	<b>\$101,018.49</b>

## BERNARDS TOWNSHIP—SOMERSET COUNTY

Population Census, 1950—7,472      Land Area 23.2 sq. mi.      Net Valuation Taxable \$3,319,855  
 1940—4,512

### EXPENDITURES AND RE- QUIRED PAYMENTS FOR 1950

<b>General Government</b>		
Administrative and executive .....	\$24,699.62	
Assessment and collection of taxes .....	4,724.32	
Finance Department .....	800.00	
<b>Protection to Persons &amp; Property</b>		
Fire .....	10,542.47	
Police .....	11,800.00	
Other .....		
<b>Streets and Roads</b>		
Repairs and maintenance .....	40,588.16	
Street lighting .....	4,654.06	
<b>Sanitation</b>		
Street cleaning .....		
Garbage and ash removal .....		
Sewers .....		
<b>Health and Charities</b>		
Health service .....	3,691.37	
Poor (including relief) .....	800.00	
Hospitals (aid and maintenance) .....		
Other .....		
<b>Recreation</b>		
Beaches and boardwalks .....		
Parks and playgrounds .....		
Other .....	600.00	
<b>Educational</b>		
(Exclusive of school districts) ..	800.00	
<b>Unclassified Purposes</b>		
(Including contingent) .....	600.00	
<b>SUB-TOTAL—Municipal functions..</b>	<b>\$104,300.00</b>	

<b>Per Capita—Municipal functions .....</b>	<b>\$13.96</b>	
Capital imp'ts and capital imp't fund .....	\$15,722.22	
<b>Debt Service</b>		
Principal payments ..		
Interest payments ..	\$100.00	
<b>Total .....</b>	<b>100.00</b>	

<b>Per Capita Debt Service .....</b>	<b>\$0.01</b>	
<b>Deferred Charges and Statutory Expenditures</b>		
Emergencies .....	\$5,500.00	
Other deferred chgs. .....	620.78	
<b>Total .....</b>	<b>6,120.78</b>	

**TOTAL—Municipal expenditures ..** **\$126,243.00**

**Required Payments for Local School, County, and Special District Taxes .....** **195,248.03**

**TOTAL EXPENDITURES AND REQUIRED PAYMENTS .....** **\$321,491.03**

Reserve for uncollected taxes .....

**GRAND TOTAL—Budget .....** **\$370,864.79**

### RECEIPTS AND REVENUES REALIZED IN 1950 TO MEET EXPENDITURES AND RE- QUIRED PAYMENTS

Surplus revenue appropriated ..	\$60,500.00
Miscellaneous revenues realized ..	37,871.14
State aid revenues realized .....	18,697.40
<b>Delinquent taxes including</b>	
Liens—1950 collections .....	26,699.36
Current taxes—1950 collections..	229,901.04
Emergency borrowings .....	
<b>TOTAL RECEIPTS AND REVENUES REALIZED .....</b>	<b>\$373,668.94</b>

### CAPITAL OUTLAY—1950

Beaches and boardwalks .....	
Buildings and equipment .....	
Parks and playgrounds .....	
Sewers .....	
Streets, roads and bridges .....	
Water supply .....	
Other .....	

<b>Tax rate .....</b>	<b>\$7.63</b>
Local school tax rate .....	4.95
County tax rate .....	0.93
Local purpose tax rate .....	1.75

### TAXES

Local school tax ...	\$164,403.00	
County taxes .....	30,845.03	
Special district taxes .....		
<b>Local purpose levy .....</b>	<b>57,748.76</b>	
<b>Total tax levy (tax duplicate) ..</b>	<b>\$252,996.79</b>	

**Per Capita Total Tax Levy .....** **\$33.86**

### Current

1950 taxes levied (total) .....	\$255,571.86
Collected in 1950 .....	229,901.04
Per cent of levy collected in 1950 .....	89.96
Transferred to liens .....	91.56
Cancelled, abated or adjusted .....	966.53
Outstanding December 31, 1950 ..	\$24,612.73

### All Prior Years Outstanding

Balance January 1, 1950 .....	\$33,517.99
Collected in 1950 .....	25,726.06
Balance December 31, 1950 .....	\$6,791.93

### Tax Title Liens Outstanding

Balance January 1, 1950 .....	\$6,221.41
Redeemed by cash .....	973.30
Balance December 31, 1950 .....	\$7,194.71

### Property Acquired by Deed or Foreclosure

Balance January 1, 1950 .....	\$100.00
Sale for cash .....	
Balance December 31, 1950 .....	\$100.00

### CAPITAL DEBT, DECEMBER 31, 1950

<b>Gross Debt</b>	
School debt .....	\$169,800.00
Self-liquidating debt. ....	
Other capital debt ..	
<b>TOTAL GROSS DEBT .....</b>	<b>\$169,800.00</b>

**Per Capita Gross Debt .....** **\$22.72**

### Deductions for

School debt .....	\$169,800.00
Self-liquidating debt. ....	
Other capital debt ..	
<b>TOTAL DEDUCTIONS .....</b>	<b>169,800.00</b>

**NET DEBT .....**

### Average Assessed Valuations

Real Property 1948-1949-1950 ..	\$2,754,222.00
Per Cent of Net Debt .....	

### CURRENT FINANCES DECEMBER 31, 1950

Cash .....	\$94,974.87
Taxes receivable .....	31,315.21
Tax title liens .....	7,176.66
Foreclosed property .....	100.00
Accounts receivable .....	2,793.99
State road aid receivable .....	19,240.00
Emergencies and deferred charges ..	2,500.00
<b>TOTAL ASSETS .....</b>	<b>\$158,100.73</b>

Cash liabilities .....	\$40,214.77
Reserves .....	41,385.88
Surplus revenue .....	76,500.10

**TOTAL LIABILITIES AND SURPLUS .....** **\$158,100.75**

# BERNARDSVILLE BOROUGH—SOMERSET COUNTY

Population Census, 1950—3,935      Land Area 13.1 sq. mi.      Net Valuation Taxable \$4,442,145  
 1940—3,405

<b>EXPENDITURES AND RE-REQUIRED PAYMENTS FOR 1950</b>	
<b>General Government</b>	
Administrative and executive .....	\$20,834.53
Assessment and collection of taxes .....	4,321.24
Finance Department .....	.....
<b>Protection to Persons &amp; Property</b>	
Fire .....	8,100.18
Police .....	19,248.58
Other .....	.....
<b>Streets and Roads</b>	
Repairs and maintenance .....	28,463.49
Street lighting .....	5,392.67
<b>Sanitation</b>	
Street cleaning .....	1,890.25
Garbage and ash removal .....	.....
Sewers .....	10,055.31
<b>Health and Charities</b>	
Health service .....	8,736.83
Poor (including relief) .....	6,403.00
Hospitals (aid and maintenance) .....	.....
Other .....	.....
<b>Recreation</b>	
Beaches and boardwalks .....	.....
Parks and playgrounds .....	.....
Other .....	.....
<b>Educational</b>	
(Exclusive of school districts) ..	1,500.00
<b>Unclassified Purposes</b>	
(Including contingent) .....	3,603.02
<b>SUB-TOTAL—Municipal functions..</b>	<b>\$118,549.10</b>

<b>Per Capita—Municipal functions .....</b>	<b>\$30.13</b>
Capital imp'ts and capital imp't fund .....	\$8,352.80
<b>Debt Service</b>	
Principal payments ..	\$5,000.00
Interest payments ..	1,650.00
<b>Total .....</b>	<b>6,650.00</b>
<b>Per Capita Debt Service .....</b>	<b>\$1.69</b>
<b>Deferred Charges and Statutory Expenditures</b>	
Emergencies .....	\$5,000.00
Other deferred chgs. ....	708.00
<b>Total .....</b>	<b>5,708.00</b>
<b>TOTAL—Municipal expenditures ...</b>	<b>\$139,259.90</b>

<b>Required Payments for Local School, County, and Special District Taxes .....</b>	<b>190,549.81</b>
-------------------------------------------------------------------------------------	-------------------

<b>TOTAL EXPENDITURES AND REQUIRED PAYMENTS .....</b>	<b>\$329,809.71</b>
Reserve for uncollected taxes .....	\$41,514.59
<b>GRAND TOTAL—Budget .....</b>	<b>\$371,324.30</b>

<b>RECEIPTS AND REVENUES REALIZED IN 1950 TO MEET EXPENDITURES AND RE-REQUIRED PAYMENTS</b>	
Surplus revenue appropriated ..	\$60,000.00
Miscellaneous revenues realized ..	29,090.01
State aid revenues realized .....	6,313.81
Delinquent taxes including	.....
liens—1950 collections .....	17,214.41
Current taxes—1950 collections ..	257,402.69
Emergency borrowings .....	.....
<b>TOTAL RECEIPTS AND REVENUES REALIZED .....</b>	<b>\$370,020.92</b>

<b>CAPITAL OUTLAY—1950</b>	
Beaches and boardwalks .....	.....
Buildings and equipment .....	.....
Parks and playgrounds .....	.....
Sewers .....	.....
Streets, roads and bridges .....	.....
Water supply .....	.....
Other .....	.....

<b>Tax rate .....</b>	<b>\$6.17</b>
Local school tax rate .....	3.36
County tax rate .....	0.93
Local purpose tax rate .....	1.88

<b>TAXES</b>	
Local school tax ...	\$149,161.81
County taxes .....	41,388.00
Special district taxes .....	.....
<b>Local purpose levy .....</b>	<b>\$190,549.81</b>
<b>Total tax levy (tax duplicate) ..</b>	<b>\$276,395.73</b>

<b>Per Capita Total Tax Levy .....</b>		<b>\$70.24</b>
<b>Current</b>		
1950 taxes levied (total) .....	\$276,659.85	
Collected in 1950 .....	257,402.69	
Per cent of levy collected in 1950 .....	93.03	
Transferred to liens .....	126.49	
Cancelled, abated or adjusted .....	1,017.99	
Outstanding December 31, 1950 ..	\$18,112.68	

<b>All Prior Years Outstanding</b>	
Balance January 1, 1950 .....	\$17,906.43
Collected in 1950 .....	17,189.69
Balance December 31, 1950 .....	\$684.46

<b>Tax Title Liens Outstanding</b>	
Balance January 1, 1950 .....	\$1,916.41
Redeemed by cash .....	24.72
Balance December 31, 1950 .....	\$2,001.60

<b>Property Acquired by Deed or Foreclosure</b>	
Balance January 1, 1950 .....	.....
Sale for cash .....	.....
Balance December 31, 1950 .....	.....

<b>CAPITAL DEBT, DECEMBER 31, 1950</b>	
<b>Gross Debt</b>	
School debt .....	\$87,000.00
Self-liquidating debt .....	.....
Other capital debt ..	25,000.00
<b>TOTAL GROSS DEBT .....</b>	<b>\$112,000.00</b>
<b>Per Capita Gross Debt .....</b>	<b>\$28.46</b>

<b>Deductions for</b>	
School debt .....	\$87,000.00
Self-liquidating debt .....	.....
Other capital debt ..	.....
<b>TOTAL DEDUCTIONS .....</b>	<b>87,000.00</b>
<b>NET DEBT .....</b>	<b>\$25,000.00</b>

<b>Average Assessed Valuations</b>	
Real Property 1948-1949-1950 ..	\$3,475,020.00
Per Cent of Net Debt .....	0.71

<b>CURRENT FINANCES DECEMBER 31, 1950</b>	
Cash .....	\$146,309.70
Taxes receivable .....	18,797.14
Tax title liens .....	2,001.60
Foreclosed property .....	.....
Accounts receivable .....	509.40
State road aid receivable .....	.....
Emergencies and deferred charges ..	3,000.00
<b>TOTAL ASSETS .....</b>	<b>\$170,617.84</b>

Cash liabilities .....	\$15,823.68
Reserves .....	21,308.14
Surplus revenue .....	133,486.02
<b>TOTAL LIABILITIES AND SURPLUS .....</b>	<b>\$170,617.84</b>

# BETHLEHEM TOWNSHIP—HUNTERDON COUNTY

Population Census, 1950—\$55  
1940—791

Land Area 21.4 sq. mi.

Net Valuation Taxable \$741,279

## EXPENDITURES AND REQUIRED PAYMENTS FOR 1950

<b>General Government</b>	
Administrative and executive . . . . .	\$2,154.71
Assessment and collection of taxes	928.77
Finance Department . . . . .	184.50
<b>Protection to Persons &amp; Property</b>	
Fire . . . . .	200.00
Police . . . . .	245.71
Other . . . . .	.....
<b>Streets and Roads</b>	
Repairs and maintenance . . . . .	12,400.84
Street lighting . . . . .	.....
<b>Sanitation</b>	
Street cleaning . . . . .	.....
Garbage and ash removal . . . . .	.....
Sewers . . . . .	.....
<b>Health and Charities</b>	
Health service . . . . .	609.81
Poor (including relief) . . . . .	117.49
Hospitals (aid and maintenance) . . . . .	.....
Other . . . . .	.....
<b>Recreation</b>	
Beaches and boardwalks . . . . .	.....
Parks and playgrounds . . . . .	.....
Other . . . . .	.....
<b>Educational</b>	
(Exclusive of school districts) . . . . .	.....
<b>Unclassified Purposes</b>	
(Including contingent) . . . . .	.....
<b>SUB-TOTAL—Municipal functions..</b>	<b>\$16,841.83</b>

<b>Per Capita—Municipal functions . . . . .</b>	<b>\$19.70</b>	
Capital imp'ts and capital imp't fund		\$1,000.00
<b>Debt Service</b>		
Principal payments . . . . .	.....	
Interest payments . . . . .	.....	
<b>Total . . . . .</b>	<b>.....</b>	<b>.....</b>
<b>Per Capita Debt Service . . . . .</b>	<b>.....</b>	<b>.....</b>
<b>Deferred Charges and Statutory Expenditures</b>		
Emergencies . . . . .	.....	
Other deferred chgs. . . . .	\$34.07	
<b>Total . . . . .</b>	<b>34.07</b>	<b>.....</b>
<b>TOTAL—Municipal expenditures . . . . .</b>	<b>\$17,875.90</b>	<b>.....</b>

<b>Required Payments for Local School, County, and Special District Taxes . . . . .</b>	<b>31,633.30</b>
<b>TOTAL EXPENDITURES AND REQUIRED PAYMENTS . . . . .</b>	<b>\$49,509.20</b>
Reserve for uncollected taxes . . . . .	\$7,721.60
<b>GRAND TOTAL—Budget . . . . .</b>	<b>\$57,230.80</b>

<b>RECEIPTS AND REVENUES REALIZED IN 1950 TO MEET EXPENDITURES AND REQUIRED PAYMENTS</b>	
Surplus revenue appropriated . . . . .	\$6,000.00
Miscellaneous revenues realized.	12,319.19
State aid revenues realized . . . . .	3,528.00
<b>Delinquent taxes including</b>	
liens—1950 collections . . . . .	7,366.55
Current taxes—1950 collections..	29,530.50
Emergency borrowings . . . . .	.....
<b>TOTAL RECEIPTS AND REVENUES REALIZED . . . . .</b>	<b>\$58,744.24</b>

### CAPITAL OUTLAY—1950

Beaches and boardwalks . . . . .	.....
Buildings and equipment . . . . .	.....
Parks and playgrounds . . . . .	.....
Sewers . . . . .	.....
Streets, roads and bridges . . . . .	.....
Water supply . . . . .	.....
Other . . . . .	.....

<b>Tax rate . . . . .</b>	<b>\$4.60</b>
Local school tax rate . . . . .	3.30
County tax rate . . . . .	0.97
Local purpose tax rate . . . . .	0.33

### TAXES

Local school tax . . . . .	\$24,471.75	
County taxes . . . . .	7,161.55	
Special district taxes . . . . .	.....	
<b>Local purpose levy . . . . .</b>	<b>2,417.67</b>	<b>\$31,633.30</b>
<b>Total tax levy (tax duplicate) . . . . .</b>	<b>\$34,050.97</b>	<b>\$34,050.97</b>
<b>Per Capita Total Tax Levy . . . . .</b>	<b>\$39.83</b>	

<b>Current</b>		
1949 taxes levied (total) . . . . .		\$34,103.43
Collected in 1950 . . . . .		29,530.50
Per cent of levy collected in 1950 . . . . .	86.59	
Transferred to liens . . . . .		86.25
Cancelled, abated or adjusted . . . . .		.....
Outstanding December 31, 1950 . . . . .		\$4,486.68

<b>All Prior Years Outstanding</b>		
Balance January 1, 1950 . . . . .		\$8,089.84
Collected in 1950 . . . . .		7,366.55
Balance December 31, 1950 . . . . .		\$659.71

<b>Tax Title Liens Outstanding</b>		
Balance January 1, 1950 . . . . .		\$853.98
Redeemed by cash . . . . .		.....
Balance December 31, 1950 . . . . .		\$940.23

<b>Property Acquired by Deed or Foreclosure</b>		
Balance January 1, 1950 . . . . .		.....
Sale for cash . . . . .		.....
Balance December 31, 1950 . . . . .		.....

### CAPITAL DEBT, DECEMBER 31, 1950

<b>Gross Debt</b>		
School debt . . . . .	\$56,930.00	
Self-liquidating debt . . . . .	.....	
Other capital debt . . . . .	1,303.00	
<b>TOTAL GROSS DEBT . . . . .</b>	<b>\$58,233.00</b>	<b>\$58,233.00</b>
<b>Per Capita Gross Debt . . . . .</b>	<b>\$68.11</b>	

<b>Deductions for</b>		
School debt . . . . .	\$56,930.00	
Self-liquidating debt . . . . .	.....	
Other capital debt . . . . .	1,303.00	
<b>TOTAL DEDUCTIONS . . . . .</b>	<b>58,233.00</b>	<b>58,233.00</b>
<b>NET DEBT . . . . .</b>	<b>.....</b>	<b>.....</b>

<b>Average Assessed Valuations</b>		
Real Property 1948-1949-1950 . . . . .		\$596,049.00
<b>Per Cent of Net Debt . . . . .</b>	<b>.....</b>	<b>.....</b>

### CURRENT FINANCES DECEMBER 31, 1950

Cash . . . . .	\$36,225.78
Taxes receivable . . . . .	5,146.39
Tax title liens . . . . .	940.23
Foreclosed property . . . . .	.....
Accounts receivable . . . . .	741.22
State road aid receivable . . . . .	.....
Emergencies and deferred charges . . . . .	150.99
<b>TOTAL ASSETS . . . . .</b>	<b>\$43,204.61</b>

Cash liabilities . . . . .	\$15,401.83
Reserves . . . . .	6,827.84
Surplus revenue . . . . .	20,974.94
<b>TOTAL LIABILITIES AND SURPLUS . . . . .</b>	<b>\$43,204.61</b>

# BEVERLY CITY—BURLINGTON COUNTY

Population Census, 1950—3,078  
1940—2,691

Land Area 0.54 sq. mi.

Net Valuation Taxable \$1,373,413

## EXPENDITURES AND REQUIRED PAYMENTS FOR 1950

<b>General Government</b>		
Administrative and executive . . . . .	\$5,590.00	
Assessment and collection of taxes	5,770.00	
Finance Department . . . . .		
<b>Protection to Persons &amp; Property</b>		
Fire . . . . .	4,650.00	
Police . . . . .	8,575.00	
Other . . . . .		
<b>Streets and Roads</b>		
Repairs and maintenance . . . . .	8,360.00	
Street lighting . . . . .	3,800.00	
<b>Sanitation</b>		
Street cleaning . . . . .		
Garbage and ash removal . . . . .	900.00	
Sewers . . . . .		
<b>Health and Charities</b>		
Health service . . . . .	977.00	
Poor (including relief) . . . . .	2,325.00	
Hospitals (aid and maintenance) . . . . .		
Other . . . . .		
<b>Recreation</b>		
Beaches and boardwalks . . . . .		
Parks and playgrounds . . . . .	200.00	
Other . . . . .		
<b>Educational</b>		
(Exclusive of school districts) . . . . .	225.00	
<b>Unclassified Purposes</b>		
(Including contingent) . . . . .	250.00	
<b>SUB-TOTAL—Municipal functions..</b>	<b>\$41,622.00</b>	

<b>Per Capita—Municipal functions . . . . .</b>	<b>\$13.52</b>	
Capital imp'ts and capital imp't fund . . . . .		
<b>Debt Service</b>		
Principal payments . . . . .	\$5,000.00	
Interest payments . . . . .	1,452.50	
<b>Total . . . . .</b>	<b>\$6,452.50</b>	
<b>Per Capita Debt Service . . . . .</b>		<b>\$2.10</b>
<b>Deferred Charges and Statutory Expenditures</b>		
Emergencies . . . . .	\$1,000.00	
Other deferred chgs. . . . .	290.10	
<b>Total . . . . .</b>	<b>1,290.10</b>	
<b>TOTAL—Municipal expenditures . . . . .</b>	<b>\$49,364.60</b>	

<b>Required Payments for Local School, County, and Special District Taxes . . . . .</b>	<b>83,186.60</b>
<b>TOTAL EXPENDITURES AND REQUIRED PAYMENTS . . . . .</b>	<b>\$132,551.20</b>
Reserve for uncollected taxes . . . . .	\$17,302.05
<b>GRAND TOTAL—Budget . . . . .</b>	<b>\$149,853.25</b>

<b>RECEIPTS AND REVENUES REALIZED IN 1950 TO MEET EXPENDITURES AND REQUIRED PAYMENTS</b>	
Surplus revenue appropriated . . . . .	\$10,000.00
Miscellaneous revenues realized . . . . .	23,307.71
State aid revenues realized . . . . .	2,232.00
<b>Delinquent taxes including</b>	
Liens—1950 collections . . . . .	13,072.40
Current taxes—1950 collections . . . . .	85,653.24
Emergency borrowings . . . . .	
<b>TOTAL RECEIPTS AND REVENUES REALIZED . . . . .</b>	<b>\$134,265.35</b>

<b>CAPITAL OUTLAY—1950</b>	
Beaches and boardwalks . . . . .	
Buildings and equipment . . . . .	\$6,838.95
Parks and playgrounds . . . . .	
Sewers . . . . .	
Streets, roads and bridges . . . . .	
Water supply . . . . .	
Other . . . . .	

<b>Tax rate . . . . .</b>	<b>\$7.26</b>
Local school tax rate . . . . .	4.10
County tax rate . . . . .	1.95
Local purpose tax rate . . . . .	1.21

### TAXES

Local school tax . . . . .	\$56,342.43	
County taxes . . . . .	26,844.17	
Special district taxes . . . . .		
<b>Local purpose levy . . . . .</b>	<b>17,122.50</b>	
<b>Total tax levy (tax duplicate) . . . . .</b>	<b>\$100,309.10</b>	

<b>Per Capita Total Tax Levy . . . . .</b>	<b>\$32.59</b>
<b>Current</b>	
1950 taxes levied (total) . . . . .	\$102,652.27
Collected in 1950 . . . . .	85,653.24
Per cent of levy collected in 1950 . . . . .	93.18
Transferred to liens . . . . .	926.13
Cancelled, abated or adjusted . . . . .	736.41
Outstanding December 31, 1950 . . . . .	\$15,336.49

<b>All Prior Years Outstanding</b>	
Balance January 1, 1950 . . . . .	\$24,277.15
Collected in 1950 . . . . .	12,903.16
Balance December 31, 1950 . . . . .	\$11,194.90

<b>Tax Title Liens Outstanding</b>	
Balance January 1, 1950 . . . . .	\$17,791.39
Redeemed by cash . . . . .	169.24
Balance December 31, 1950 . . . . .	\$18,548.28

<b>Property Acquired by Deed or Foreclosure</b>	
Balance January 1, 1950 . . . . .	\$4,980.00
Sale for cash . . . . .	855.00
Balance December 31, 1950 . . . . .	\$4,125.00

### CAPITAL DEBT, DECEMBER 31, 1950

<b>Gross Debt</b>	
School debt . . . . .	\$15,000.00
Self-liquidating debt . . . . .	
Other capital debt . . . . .	21,500.00
<b>TOTAL GROSS DEBT . . . . .</b>	<b>\$36,500.00</b>
<b>Per Capita Gross Debt . . . . .</b>	<b>\$11.86</b>

<b>Deductions for</b>	
School debt . . . . .	\$15,000.00
Self-liquidating debt . . . . .	
Other capital debt . . . . .	
<b>TOTAL DEDUCTIONS . . . . .</b>	<b>15,000.00</b>
<b>NET DEBT . . . . .</b>	<b>\$21,500.00</b>

<b>Average Assessed Valuations</b>	
Real Property 1948-1949-1950 . . . . .	\$1,124,949.00
<b>Per Cent of Net Debt . . . . .</b>	<b>1.91</b>

<b>CURRENT FINANCES DECEMBER 31, 1950</b>	
Cash . . . . .	\$33,923.02
Taxes receivable . . . . .	26,531.39
Tax title liens . . . . .	18,548.28
Foreclosed property . . . . .	4,125.00
Accounts receivable . . . . .	660.35
State road aid receivable . . . . .	
Emergencies and deferred charges . . . . .	2,828.99
<b>TOTAL ASSETS . . . . .</b>	<b>\$86,617.03</b>
Cash liabilities . . . . .	\$14,540.15
Reserves . . . . .	49,865.02
Surplus revenue . . . . .	22,211.86
<b>TOTAL LIABILITIES AND SURPLUS . . . . .</b>	<b>\$86,617.03</b>

**BLAIRSTOWN TOWNSHIP—WARREN COUNTY**

Population Census, 1950—1,571      Land Area 30.7 sq. mi.      Net Valuation Taxable \$1,100,254  
 1940—1,449

<b>EXPENDITURES AND REQUIRED PAYMENTS FOR 1950</b>	
<b>General Government</b>	
Administrative and executive .....	\$2,900.00
Assessment and collection of taxes .....	850.00
Finance Department .....	325.00
<b>Protection to Persons &amp; Property</b>	
Fire .....	1,600.00
Police .....	525.00
Other .....	.....
<b>Streets and Roads</b>	
Repairs and maintenance .....	17,400.00
Street lighting .....	1,500.00
<b>Sanitation</b>	
Street cleaning .....	.....
Garbage and ash removal .....	150.00
Sewers .....	.....
<b>Health and Charities</b>	
Health service .....	800.00
Poor (including relief) .....	100.00
Hospitals (aid and maintenance) .....	.....
Other .....	.....
<b>Recreation</b>	
Beaches and boardwalks .....	.....
Parks and playgrounds .....	.....
Other .....	.....
<b>Educational</b>	
(Exclusive of school districts) ..	475.00
<b>Unclassified Purposes</b>	
(Including contingent) .....	225.00
<b>SUB-TOTAL—Municipal functions..</b>	<b>\$26,850.00</b>
<b>Per Capita—Municipal functions .....</b>	
Capital imp'ts and capital imp't fund .....	\$17.09
<b>Debt Service</b>	
Principal payments .....	.....
Interest payments ..	\$100.00
Total .....	100.00
<b>Per Capita Debt Service .....</b>	
	<b>\$0.06</b>
<b>Deferred Charges and Statutory Expenditures</b>	
Emergencies .....	.....
Other deferred chgs. ..	\$1,645.94
Total .....	1,645.94
<b>TOTAL—Municipal expenditures ...</b>	<b>\$30,145.94</b>
<b>Required Payments for Local School, County, and Special District Taxes .....</b>	
	<b>56,562.18</b>
<b>TOTAL EXPENDITURES AND REQUIRED PAYMENTS .....</b>	<b>\$86,708.12</b>
Reserve for uncollected taxes .....	\$17,178.22
<b>GRAND TOTAL—Budget .....</b>	<b>\$103,886.34</b>
<b>RECEIPTS AND REVENUES REALIZED IN 1950 TO MEET EXPENDITURES AND REQUIRED PAYMENTS</b>	
Surplus revenue appropriated ..	\$3,000.00
Miscellaneous revenues realized.	16,004.09
State aid revenues realized .....	8,331.00
<b>Delinquent taxes including</b>	
Liens—1950 collections .....	14,687.72
Current taxes—1950 collections..	59,588.42
Emergency borrowings .....	.....
<b>TOTAL RECEIPTS AND REVENUES REALIZED .....</b>	<b>\$101,611.23</b>
<b>CAPITAL OUTLAY—1950</b>	
Beaches and boardwalks .....	.....
Buildings and equipment .....	\$2,244.00
Parks and playgrounds .....	.....
Sewers .....	.....
Streets, roads and bridges .....	.....
Water supply .....	.....
Other .....	.....

<b>Tax rate .....</b>	<b>\$6.16</b>
Local school tax rate .....	3.68
County tax rate .....	1.46
Local purpose tax rate .....	1.02
<b>TAXES</b>	
Local school tax ...	\$40,500.50
County taxes .....	16,061.68
Special district taxes .....	.....
Local purpose levy .....	\$56,562.18
	11,958.16
<b>Total tax levy (tax duplicate) ..</b>	<b>\$68,520.34</b>
<b>Per Capita Total Tax Levy .....</b>	<b>\$43.62</b>
<b>Current</b>	
1950 taxes levied (total) .....	\$68,520.34
Collected in 1950 .....	59,588.42
Per cent of levy collected in 1950 ...	86.96
Transferred to liens .....	.....
Cancelled, abated or adjusted ..	.....
Outstanding December 31, 1950 ..	\$8,931.92
<b>All Prior Years Outstanding</b>	
Balance January 1, 1950 .....	\$23,365.39
Collected in 1950 .....	14,687.72
Balance December 31, 1950 .....	\$8,677.67
<b>Tax Title Liens Outstanding</b>	
Balance January 1, 1950 .....	.....
Redeemed by cash .....	.....
Balance December 31, 1950 .....	.....
<b>Property Acquired by Deed or Foreclosure</b>	
Balance January 1, 1950 .....	.....
Sale for cash .....	.....
Balance December 31, 1950 .....	.....
<b>CAPITAL DEBT, DECEMBER 31, 1950</b>	
<b>Gross Debt</b>	
School debt .....	\$116,000.00
Self-liquidating debt. ....	.....
Other capital debt ..	.....
<b>TOTAL GROSS DEBT .....</b>	<b>\$116,000.00</b>
<b>Per Capita Gross Debt .....</b>	<b>\$73.84</b>
<b>Deductions for</b>	
School debt .....	\$75,644.00
Self-liquidating debt. ....	.....
Other capital debt ..	.....
<b>TOTAL DEDUCTIONS .....</b>	<b>75,644.00</b>
<b>NET DEBT .....</b>	<b>\$40,356.00</b>
<b>Average Assessed Valuations</b>	
Real Property 1948-1949-1950..	\$945,552.00
Per Cent of Net Debt .....	4.26
<b>CURRENT FINANCES DECEMBER 31, 1950</b>	
Cash .....	\$22,195.28
Taxes receivable .....	17,609.59
Tax title liens .....	.....
Foreclosed property .....	.....
Accounts receivable .....	244.00
State road aid receivable .....	.....
Emergencies and deferred charges ..	.....
<b>TOTAL ASSETS .....</b>	<b>\$40,048.87</b>
Cash liabilities .....	\$3,912.44
Reserves .....	17,853.59
Surplus revenue .....	18,282.84
<b>TOTAL LIABILITIES AND SURPLUS .....</b>	<b>\$40,048.87</b>

**BLOOMFIELD TOWN—ESSEX COUNTY**

Population Census, 1950—49,313      Land Area 5.4 sq. mi.      Net Valuation Taxable \$75,119,893  
 1940—41,623

<b>EXPENDITURES AND RE- QUIRED PAYMENTS FOR 1950</b>	
<b>General Government</b>	
Administrative and executive . . . . .	\$168,709.52
Assessment and collection of taxes	63,245.00
Finance Department . . . . .	17,875.00
<b>Protection to Persons &amp; Property</b>	
Fire . . . . .	302,443.44
Police . . . . .	336,239.00
Other . . . . .	59,192.68
<b>Streets and Roads</b>	
Repairs and maintenance . . . . .	79,194.48
Street lighting . . . . .	61,000.00
<b>Sanitation</b>	
Street cleaning . . . . .	131,000.00
Garbage and ash removal . . . . .	81,087.10
Sewers . . . . .	51,690.00
<b>Health and Charities</b>	
Health service . . . . .	52,460.00
Poor (including relief) . . . . .	1,000.00
Hospitals (aid and maintenance) . . . . .	
Other . . . . .	
<b>Recreation</b>	
Beaches and boardwalks . . . . .	45,035.00
Parks and playgrounds . . . . .	4,300.00
Other . . . . .	
<b>Educational</b>	
(Exclusive of school districts) . . . . .	56,265.00
<b>Unclassified Purposes</b>	
(Including contingent) . . . . .	162,012.00
<b>SUB-TOTAL—Municipal functions . . . . .</b>	<b>\$1,672,748.22</b>

<b>Per Capita—Municipal functions . . . . .</b>	<b>\$33.92</b>
Capital imp'ts and capital imp't fund	\$143,162.66
<b>Debt Service</b>	
Principal payments . . . . .	\$250,253.59
Interest payments . . . . .	121,720.37

Total . . . . .	371,973.96
<b>Per Capita Debt</b>	
Service . . . . .	\$7.54
<b>Deferred Charges and Statutory Expenditures</b>	
Emergencies . . . . .	\$16,000.00
Other deferred chgs. . . . .	149,626.02
Total . . . . .	165,626.02
<b>TOTAL—Municipal expenditures . . . . .</b>	<b>\$2,353,510.86</b>

<b>Required Payments for Local School, County, and Special District Taxes . . . . .</b>	<b>2,262,241.05</b>
-----------------------------------------------------------------------------------------	---------------------

<b>TOTAL EXPENDITURES AND REQUIRED PAYMENTS . . . . .</b>	<b>\$4,615,751.91</b>
Reserve for uncollected taxes . . . . .	\$469,222.65
<b>GRAND TOTAL—Budget . . . . .</b>	<b>\$5,084,974.56</b>

<b>RECEIPTS AND REVENUES REALIZED IN 1950 TO MEET EXPENDITURES AND REQUIRED PAYMENTS</b>	
Surplus revenue appropriated . . . . .	\$500,000.00
Miscellaneous revenues realized. . . . .	479,017.66
State aid revenues realized . . . . .	70,169.00
Delinquent taxes including liens—1950 collections . . . . .	111,887.39
Current taxes—1950 collections . . . . .	3,804,029.30
Emergency borrowings . . . . .	
<b>TOTAL RECEIPTS AND REVENUES REALIZED . . . . .</b>	<b>\$4,965,103.35</b>

<b>CAPITAL OUTLAY—1950</b>	
Beaches and boardwalks . . . . .	
Buildings and equipment . . . . .	\$100,510.07
Parks and playgrounds . . . . .	
Sewers . . . . .	19,429.45
Streets, roads and bridges . . . . .	68,926.24
Water supply . . . . .	28,402.10
Other . . . . .	

Tax rate . . . . .	\$5.22
Local school tax rate . . . . .	2.09
County tax rate . . . . .	0.92
Local purpose tax rate . . . . .	2.21

<b>TAXES</b>	
Local school tax . . . . .	\$1,567,800.32
County taxes . . . . .	694,440.73
Special district taxes . . . . .	
Local purpose levy . . . . .	1,666,249.51
<b>Total tax levy (tax duplicate) . . . . .</b>	<b>\$3,928,490.56</b>

<b>Per Capita Total Tax Levy . . . . .</b>	<b>\$79.66</b>
--------------------------------------------	----------------

<b>Current</b>	
1950 taxes levied (total) . . . . .	\$3,953,263.84
Collected in 1950 . . . . .	3,804,029.30
Per cent of levy collected in 1950 . . . . .	96.22
Transferred to liens . . . . .	831.63
Cancelled, abated or adjusted . . . . .	14,879.61
Outstanding December 31, 1950 . . . . .	\$133,523.30

<b>All Prior Years Outstanding</b>	
Balance January 1, 1950 . . . . .	\$469,973.49
Collected in 1950 . . . . .	111,598.76
Balance December 31, 1950 . . . . .	\$312,919.72

<b>Tax Title Liens Outstanding</b>	
Balance January 1, 1950 . . . . .	\$14,026.78
Redeemed by cash . . . . .	288.63
Balance December 31, 1950 . . . . .	\$14,134.60

<b>Property Acquired by Deed or Foreclosure</b>	
Balance January 1, 1950 . . . . .	\$62,600.00
Sale for cash . . . . .	980.00
Balance December 31, 1950 . . . . .	\$63,400.00

<b>CAPITAL DEBT, DECEMBER 31, 1950</b>	
<b>Gross Debt</b>	
School debt . . . . .	\$1,550,500.00
Self-liquidating debt. . . . .	969,750.00
Other capital debt . . . . .	1,899,903.00
<b>TOTAL GROSS DEBT . . . . .</b>	<b>\$4,420,153.00</b>

<b>Per Capita Gross Debt . . . . .</b>	<b>\$89.63</b>
----------------------------------------	----------------

<b>Deductions for</b>	
School debt . . . . .	\$1,550,500.00
Self-liquidating debt. . . . .	969,750.00
Other capital debt . . . . .	
<b>TOTAL DEDUCTIONS . . . . .</b>	<b>2,520,250.00</b>
<b>NET DEBT . . . . .</b>	<b>\$1,899,903.00</b>

<b>Average Assessed Valuations</b>	
Real Property 1948-1949-1950 . . . . .	\$63,084,546.00
<b>Per Cent of Net Debt . . . . .</b>	<b>3.01</b>

<b>CURRENT FINANCES DECEMBER 31, 1950</b>	
Cash . . . . .	\$1,694,286.47
Taxes receivable . . . . .	446,443.02
Tax title liens . . . . .	14,134.60
Foreclosed property . . . . .	63,400.00
Accounts receivable . . . . .	9,326.53
State road aid receivable . . . . .	56,015.94
Emergencies and deferred charges . . . . .	75,000.00
<b>TOTAL ASSETS . . . . .</b>	<b>\$2,358,606.56</b>

Cash liabilities . . . . .	\$245,007.43
Reserves . . . . .	533,304.15
Surplus revenue . . . . .	1,580,294.98
<b>TOTAL LIABILITIES AND SURPLUS . . . . .</b>	<b>\$2,358,606.56</b>

**BLOOMINGDALE BOROUGH—PASSAIC COUNTY**

Population Census, 1950—3,248  
1940—2,606

Land Area 9.1 sq. mi.

Net Valuation Taxable \$2,249,344

**EXPENDITURES AND RE-REQUIRED PAYMENTS FOR 1950**

<b>General Government</b>	
Administrative and executive . . . . .	\$8,450.00
Assessment and collection of taxes	4,025.00
Finance Department . . . . .	.....
<b>Protection to Persons &amp; Property</b>	
Fire . . . . .	3,600.00
Police . . . . .	3,850.00
Other . . . . .	.....
<b>Streets and Roads</b>	
Repairs and maintenance . . . . .	14,400.00
Street lighting . . . . .	3,575.00
<b>Sanitation</b>	
Street cleaning . . . . .	.....
Garbage and ash removal . . . . .	2,600.00
Sewers . . . . .	3,200.00
<b>Health and Charities</b>	
Health service . . . . .	2,050.00
Poor (including relief) . . . . .	1,000.00
Hospitals (aid and maintenance) . . . . .	.....
Other . . . . .	.....
<b>Recreation</b>	
Beaches and boardwalks . . . . .	.....
Parks and playgrounds . . . . .	1,400.00
Other . . . . .	.....
<b>Educational</b>	
(Exclusive of school districts) . . . . .	150.00
<b>Unclassified Purposes</b>	
(Including contingent) . . . . .	850.00
<b>SUB-TOTAL—Municipal functions..</b>	<b>\$49,150.00</b>

<b>Per Capita—Municipal functions . . . . .</b>	<b>\$15.13</b>
Capital imp'ts and capital imp't fund	\$1,000.00
<b>Debt Service</b>	
Principal payments . . . . .	\$12,000.00
Interest payments . . . . .	2,500.00
Total . . . . .	14,500.00
<b>Per Capita Debt Service . . . . .</b>	<b>\$4.46</b>
<b>Deferred Charges and Statutory Expenditures</b>	
Emergencies . . . . .	\$643.50
Other deferred chgs. . . . .	.....
Total . . . . .	643.50

<b>TOTAL—Municipal expenditures . . . . .</b>	<b>\$65,293.50</b>
<b>Required Payments for Local School, County, and Special District Taxes . . . . .</b>	<b>107,885.00</b>

<b>TOTAL EXPENDITURES AND REQUIRED PAYMENTS . . . . .</b>	<b>\$173,178.50</b>
Reserve for uncollected taxes . . . . .	\$17,531.60
<b>GRAND TOTAL—Budget . . . . .</b>	<b>\$190,710.10</b>

**RECEIPTS AND REVENUES REALIZED IN 1950 TO MEET EXPENDITURES AND RE-REQUIRED PAYMENTS**

Surplus revenue appropriated . . . . .	\$7,000.00
Miscellaneous revenues realized . . . . .	22,564.38
State aid revenues realized . . . . .	8,114.00
<b>Delinquent taxes including</b>	
liens—1950 collections . . . . .	15,143.56
Current taxes—1950 collections . . . . .	130,653.08
Emergency borrowings . . . . .	.....
<b>TOTAL RECEIPTS AND REVENUES REALIZED . . . . .</b>	<b>\$183,475.02</b>

**CAPITAL OUTLAY—1950**

Beaches and boardwalks . . . . .	.....
Buildings and equipment . . . . .	.....
Parks and playgrounds . . . . .	.....
Sewers . . . . .	.....
Streets, roads and bridges . . . . .	\$8,975.62
Water supply . . . . .	.....
Other . . . . .	1,532.81

<b>Tax rate . . . . .</b>	<b>Real Property \$6.31</b>	<b>2nd Class R. R. Prop. &amp; Personal Prop. \$6.22</b>
---------------------------	-----------------------------	----------------------------------------------------------

**TAXES**

Local school tax . . . . .	\$86,312.69	
County taxes . . . . .	21,572.31	
Special district taxes . . . . .	.....	
Local purpose levy . . . . .	.....	\$107,885.00
		35,666.65
<b>Total tax levy (tax duplicate) . . . . .</b>		<b>\$143,551.65</b>
<b>Per Capita Total Tax Levy . . . . .</b>	<b>\$44.20</b>	

<b>Current</b>	
1950 taxes levied (total) . . . . .	\$144,251.45
Collected in 1950 . . . . .	130,653.08
Per cent of levy collected in 1950 . . . . .	90.57
Transferred to liens . . . . .	261.98
Cancelled, abated or adjusted . . . . .	961.47
Outstanding December 31, 1950 . . . . .	\$12,374.92

<b>All Prior Years Outstanding</b>	
Balance January 1, 1950 . . . . .	\$15,511.11
Collected in 1950 . . . . .	14,506.44
Balance December 31, 1950 . . . . .	\$632.02

<b>Tax Title Liens Outstanding</b>	
Balance January 1, 1950 . . . . .	\$4,293.57
Redeemed by cash . . . . .	637.12
Balance December 31, 1950 . . . . .	\$3,991.28

<b>Property Acquired by Deed or Foreclosure</b>	
Balance January 1, 1950 . . . . .	\$1,650.00
Sale for cash . . . . .	.....
Balance December 31, 1950 . . . . .	\$1,650.00

**CAPITAL DEBT, DECEMBER 31, 1950**

<b>Gross Debt</b>	
School debt . . . . .	\$20,000.00
Self-liquidating debt. . . . .	.....
Other capital debt . . . . .	77,750.00

<b>TOTAL GROSS DEBT . . . . .</b>	<b>\$97,750.00</b>
<b>Per Capita Gross Debt . . . . .</b>	<b>\$30.10</b>

<b>Deductions for</b>	
School debt . . . . .	\$20,000.00
Self-liquidating debt. . . . .	.....
Other capital debt . . . . .	20,500.00

<b>TOTAL DEDUCTIONS . . . . .</b>	<b>40,500.00</b>
<b>NET DEBT . . . . .</b>	<b>\$57,250.00</b>

<b>Average Assessed Valuations</b>	
Real Property 1948-1949-1950 . . . . .	\$1,976,211.00
Per Cent of Net Debt . . . . .	2.89

**CURRENT FINANCES DECEMBER 31, 1950**

Cash . . . . .	\$48,503.49
Taxes receivable . . . . .	13,006.94
Tax title liens . . . . .	3,991.28
Foreclosed property . . . . .	1,650.00
Accounts receivable . . . . .	52.55
State road aid receivable . . . . .	3,311.69
Emergencies and deferred charges . . . . .	.....
<b>TOTAL ASSETS . . . . .</b>	<b>\$70,515.95</b>

Cash liabilities . . . . .	\$13,952.20
Reserves . . . . .	18,700.77
Surplus revenue . . . . .	37,862.98

<b>TOTAL LIABILITIES AND SURPLUS . . . . .</b>	<b>\$70,515.95</b>
------------------------------------------------	--------------------

**BLOOMSBURY BOROUGH—HUNTERDON COUNTY**

Population Census, 1950—722  
1940—704

Land Area 1.0 sq. mi.

Net Valuation Taxable \$512,353

<b>EXPENDITURES AND REQUIRED PAYMENTS FOR 1950</b>	
<b>General Government</b>	
Administrative and executive .....	\$2,830.00
Assessment and collection of taxes .....	450.00
Finance Department .....	50.00
<b>Protection to Persons &amp; Property</b>	
Fire .....	2,500.00
Police .....	50.00
Other .....	.....
<b>Streets and Roads</b>	
Repairs and maintenance .....	3,470.00
Street lighting .....	1,350.00
<b>Sanitation</b>	
Street cleaning .....	.....
Garbage and ash removal .....	1,250.00
Sewers .....	.....
<b>Health and Charities</b>	
Health service .....	175.00
Poor (including relief) .....	.....
Hospitals (aid and maintenance) .....	.....
Other .....	.....
<b>Recreation</b>	
Beaches and boardwalks .....	.....
Parks and playgrounds .....	.....
Other .....	.....
<b>Educational</b> (Exclusive of school districts) ..	
.....	.....
<b>Unclassified Purposes</b> (Including contingent) .....	
.....	.....
<b>SUB-TOTAL—Municipal functions..</b>	<b>\$12,125.00</b>

<b>Per Capita—Municipal functions .....</b>	<b>\$16.79</b>
Capital imp'ts and capital imp't fund .....	\$1,000.00
<b>Debt Service</b>	
Principal payments .....	.....
Interest payments .....	.....
Total .....	.....

<b>Per Capita Debt Service .....</b>	<b>.....</b>
<b>Deferred Charges and Statutory Expenditures</b>	
Emergencies .....	.....
Other deferred chgs. .....	\$2,801.85
Total .....	2,801.85

<b>TOTAL—Municipal expenditures ..</b>	<b>\$15,926.85</b>
<b>Required Payments for Local School, County, and Special District Taxes .....</b>	<b>20,074.56</b>

<b>TOTAL EXPENDITURES AND REQUIRED PAYMENTS .....</b>	<b>\$36,001.41</b>
Reserve for uncollected taxes .....	\$3,006.32
<b>GRAND TOTAL—Budget .....</b>	<b>\$39,007.73</b>

<b>RECEIPTS AND REVENUES REALIZED IN 1950 TO MEET EXPENDITURES AND REQUIRED PAYMENTS</b>	
Surplus revenue appropriated ..	.....
Miscellaneous revenues realized ..	\$8,272.65
State aid revenues realized .....	1,215.00
Delinquent taxes including	
liens—1950 collections .....	1,941.51
Current taxes—1950 collections ..	28,393.00
Emergency borrowings .....	.....
<b>TOTAL RECEIPTS AND REVENUES REALIZED .....</b>	<b>\$39,822.16</b>

<b>CAPITAL OUTLAY—1950</b>	
Beaches and boardwalks .....	.....
Buildings and equipment .....	.....
Parks and playgrounds .....	.....
Sewers .....	.....
Streets, roads and bridges .....	.....
Water supply .....	6,903.01
Other .....	.....

<b>Tax rate .....</b>	<b>\$5.81</b>
Local school tax rate .....	2.95
County tax rate .....	0.97
Local purpose tax rate .....	1.89

<b>TAXES</b>	
Local school tax ...	\$15,120.00
County taxes .....	4,954.56
Special district taxes .....	.....
Local purpose levy .....	10,043.17
<b>Total tax levy (tax duplicate) ..</b>	<b>\$30,117.73</b>

<b>Per Capita Total Tax Levy .....</b>	<b>\$41.71</b>
<b>Current</b>	
1950 taxes levied (total) .....	\$30,274.22
Collected in 1950 .....	28,393.00
Per cent of levy collected in 1950 ...	93.78
Transferred to liens .....	.....
Cancelled, abated or adjusted .....	.....
Outstanding December 31, 1950 ..	\$1,881.22

<b>All Prior Years Outstanding</b>	
Balance January 1, 1950 .....	\$2,138.34
Collected in 1950 .....	1,941.51
Balance December 31, 1950 .....	\$196.83

<b>Tax Title Liens Outstanding</b>	
Balance January 1, 1950 .....	.....
Redeemed by cash .....	.....
Balance December 31, 1950 .....	.....

<b>Property Acquired by Deed or Foreclosure</b>	
Balance January 1, 1950 .....	.....
Sale for cash .....	.....
Balance December 31, 1950 .....	.....

<b>CAPITAL DEBT, DECEMBER 31, 1950</b>	
<b>Gross Debt</b>	
School debt .....	\$15,000.00
Self-liquidating debt .....	32,500.00
Other capital debt ..	599.00
<b>TOTAL GROSS DEBT .....</b>	<b>\$48,099.00</b>
<b>Per Capita Gross Debt .....</b>	<b>\$66.62</b>

<b>Deductions for</b>	
School debt .....	\$15,000.00
Self-liquidating debt .....	32,500.00
Other capital debt ..	599.00
<b>TOTAL DEDUCTIONS .....</b>	<b>48,099.00</b>
<b>NET DEBT .....</b>	<b>.....</b>

<b>Average Assessed Valuations</b>	
Real Property 1948-1949-1950 ..	\$421,752.00
Per Cent of Net Debt .....	.....

<b>CURRENT FINANCES DECEMBER 31, 1950</b>	
Cash .....	\$16,955.42
Taxes receivable .....	2,078.05
Tax title liens .....	.....
Foreclosed property .....	.....
Accounts receivable .....	202.75
State road aid receivable .....	.....
Emergencies and deferred charges ..	.....
<b>TOTAL ASSETS .....</b>	<b>\$19,236.22</b>

Cash liabilities .....	\$8,000.00
Reserves .....	2,280.80
Surplus revenue .....	8,955.42
<b>TOTAL LIABILITIES AND SURPLUS .....</b>	<b>\$19,236.22</b>

## BOGOTA BOROUGH—BERGEN COUNTY

Population Census, 1950—7,668  
1940—7,346

Land Area 0.7 sq. mi.

Net Valuation Taxable \$7,337,420

### EXPENDITURES AND RE- QUIRED PAYMENTS FOR 1950

<b>General Government</b>	
Administrative and executive .....	\$38,700.00
Assessment and collection of taxes	8,220.00
Finance Department .....	.....
<b>Protection to Persons &amp; Property</b>	
Fire .....	17,650.00
Police .....	57,183.62
Other .....	.....
<b>Streets and Roads</b>	
Repairs and maintenance .....	36,822.65
Street lighting .....	8,400.00
<b>Sanitation</b>	
Street cleaning .....	.....
Garbage and ash removal .....	25,038.16
Sewers .....	4,645.50
<b>Health and Charities</b>	
Health service .....	3,060.00
Poor (including relief) .....	1,480.00
Hospitals (aid and maintenance) ..	.....
Other .....	.....
<b>Recreation</b>	
Beaches and boardwalks .....	.....
Parks and playgrounds .....	4,750.00
Other .....	8,000.00
<b>Educational</b>	
(Exclusive of school districts) ..	4,610.00
<b>Unclassified Purposes</b>	
(Including contingent) .....	10,800.00
<b>SUB-TOTAL—Municipal functions..</b>	<b>\$229,359.93</b>

<b>Per Capita—Municipal functions ....</b>	<b>\$29.91</b>
Capital imp'ts and capital imp't fund	\$7,500.00
<b>Debt Service</b>	
Principal payments .	\$18,959.95
Interest payments ..	3,462.80
<b>Total .....</b>	<b>22,422.75</b>
<b>Per Capita Debt Service .....</b>	<b>\$2.92</b>
<b>Deferred Charges and Statutory Expenditures</b>	
Emergencies .....	.....
Other deferred chgs.	\$5,408.00
<b>Total .....</b>	<b>5,408.00</b>

<b>TOTAL—Municipal expenditures ...</b>	<b>\$264,690.68</b>
<b>Required Payments for Local School, County, and Special District Taxes .....</b>	<b>286,956.15</b>
<b>TOTAL EXPENDITURES AND REQUIRED PAYMENTS .....</b>	<b>\$551,646.83</b>
Reserve for uncollected taxes .....	\$66,279.57
<b>GRAND TOTAL—Budget .....</b>	<b>\$617,926.40</b>

<b>RECEIPTS AND REVENUES REALIZED IN 1950 TO MEET EXPENDITURES AND REQUIRED PAYMENTS</b>	
Surplus revenue appropriated ..	\$66,000.00
Miscellaneous revenues realized.	52,957.83
State aid revenues realized .....	5,017.00
Delinquent taxes including	.....
liens—1950 collections .....	17,141.12
Current taxes—1950 collections..	462,806.79
Emergency borrowings .....	.....
<b>TOTAL RECEIPTS AND REVENUES REALIZED .....</b>	<b>\$603,922.74</b>

<b>CAPITAL OUTLAY—1950</b>	
Beaches and boardwalks .....	.....
Buildings and equipment .....	\$40,058.81
Parks and playgrounds .....	.....
Sewers .....	.....
Streets, roads and bridges .....	.....
Water supply .....	.....
Other .....	.....

<b>Tax rate .....</b>	<b>\$6.47</b>
Local school tax rate .....	3.10
County tax rate .....	0.82
Local purpose tax rate ....	2.55

### TAXES

Local school tax ...	\$227,201.98	
County taxes .....	59,754.17	
Special district taxes .....	.....	
Local purpose levy .....	189,453.25	\$286,956.15
<b>Total tax levy (tax duplicate) ..</b>	<b>\$476,409.40</b>	

<b>Per Capita Total Tax Levy .....</b>	<b>\$62.13</b>
----------------------------------------	----------------

<b>Current</b>	
1950 taxes levied (total) .....	\$479,219.71
Collected in 1950 .....	462,806.79
Per cent of levy collected in 1950 ...	96.57
Transferred to liens .....	425.75
Cancelled, abated or adjusted ..	1,258.09
Outstanding December 31, 1950 ..	\$14,729.08

<b>All Prior Years Outstanding</b>	
Balance January 1, 1950 .....	\$21,250.79
Collected in 1950 .....	15,641.12
Balance December 31, 1950 .....	\$4,998.98

<b>Tax Title Liens Outstanding</b>	
Balance January 1, 1950 .....	\$7,470.35
Redeemed by cash .....	1,500.00
Balance December 31, 1950 .....	\$5,798.01

<b>Property Acquired by Deed or Foreclosure</b>	
Balance January 1, 1950 .....	\$23,880.00
Sale for cash .....	200.00
Balance December 31, 1950 .....	\$23,600.00

### CAPITAL DEBT, DECEMBER 31, 1950

<b>Gross Debt</b>	
School debt .....	\$100,500.00
Self-liquidating debt ..	.....
Other capital debt ..	119,805.00
<b>TOTAL GROSS DEBT .....</b>	<b>\$220,305.00</b>
<b>Per Capita Gross Debt .....</b>	<b>\$28.73</b>

<b>Deductions for</b>	
School debt .....	\$100,500.00
Self-liquidating debt ..	.....
Other capital debt ..	.....
<b>TOTAL DEDUCTIONS .....</b>	<b>100,500.00</b>
<b>NET DEBT .....</b>	<b>\$119,805.00</b>

<b>Average Assessed Valuations</b>	
Real Property 1948-1949-1950..	\$6,274,437.00
Per Cent of Net Debt .....	1.90

### CURRENT FINANCES DECEMBER 31, 1950

Cash .....	\$165,523.77
Taxes receivable .....	19,728.06
Tax title liens .....	5,798.01
Foreclosed property .....	23,600.00
Accounts receivable .....	.....
State road aid receivable .....	.....
Emergencies and deferred charges ..	3,200.00
<b>TOTAL ASSETS .....</b>	<b>\$217,849.84</b>

Cash liabilities .....	22,281.64
Reserves .....	49,126.07
Surplus revenue .....	146,442.13
<b>TOTAL LIABILITIES AND SURPLUS .....</b>	<b>\$217,849.84</b>

## BOONTON TOWN—MORRIS COUNTY

Population Census, 1950—7,581  
1940—6,739

Land Area 2.7 sq. mi.

Net Valuation Taxable \$6,892,040

### EXPENDITURES AND REQUIRED PAYMENTS FOR 1950

<b>General Government</b>	
Administrative and executive . . . . .	\$27,267.37
Assessment and collection of taxes	6,200.93
Finance Department . . . . .	1,991.70
<b>Protection to Persons &amp; Property</b>	
Fire . . . . .	13,160.50
Police . . . . .	57,600.00
Other . . . . .	.....
<b>Streets and Roads</b>	
Repairs and maintenance . . . . .	38,763.80
Street lighting . . . . .	3,848.64
<b>Sanitation</b>	
Street cleaning . . . . .	5,448.26
Garbage and ash removal . . . . .	22,344.78
Sewers . . . . .	700.00
<b>Health and Charities</b>	
Health service . . . . .	11,760.00
Poor (including relief) . . . . .	925.00
Hospitals (aid and maintenance) . . . . .	.....
Other . . . . .	300.00
<b>Recreation</b>	
Beaches and boardwalks . . . . .	.....
Parks and playgrounds . . . . .	5,270.00
Other . . . . .	.....
<b>Educational</b>	
(Exclusive of school districts) . . . . .	4,500.00
<b>Unclassified Purposes</b>	
(Including contingent) . . . . .	4,800.00
<b>SUB-TOTAL—Municipal functions..</b>	<b>\$210,880.98</b>

<b>Per Capita—Municipal functions . . . . .</b>	<b>\$27.82</b>
Capital imp'ts and capital imp't fund	\$2,500.00
<b>Debt Service</b>	
Principal payments . . . . .	\$38,000.00
Interest payments . . . . .	6,840.56
<b>Total . . . . .</b>	<b>44,840.56</b>
<b>Per Capita Debt Service . . . . .</b>	<b>\$5.91</b>
<b>Deferred Charges and Statutory Expenditures</b>	
Emergencies . . . . .	\$9,500.00
Other deferred chgs. . . . .	4,785.50
<b>Total . . . . .</b>	<b>14,285.50</b>

<b>TOTAL—Municipal expenditures . . . . .</b>	<b>\$272,507.04</b>
<b>Required Payments for Local School, County, and Special District Taxes . . . . .</b>	<b>282,608.30</b>

<b>TOTAL EXPENDITURES AND REQUIRED PAYMENTS . . . . .</b>	<b>\$555,115.34</b>
Reserve for uncollected taxes . . . . .	\$55,318.92
<b>GRAND TOTAL—Budget . . . . .</b>	<b>\$610,434.26</b>

<b>RECEIPTS AND REVENUES REALIZED IN 1950 TO MEET EXPENDITURES AND REQUIRED PAYMENTS</b>	
Surplus revenue appropriated . . . . .	\$87,500.00
Miscellaneous revenues realized.	54,723.10
State aid revenues realized . . . . .	6,142.00
<b>Delinquent taxes including</b>	
Liens—1950 collections . . . . .	22,068.08
Current taxes—1950 collections..	443,737.30
Emergency borrowings . . . . .	.....
<b>TOTAL RECEIPTS AND REVENUES REALIZED . . . . .</b>	<b>\$614,170.48</b>

<b>CAPITAL OUTLAY—1950</b>	
Beaches and boardwalks . . . . .	.....
Buildings and equipment . . . . .	\$33,080.69
Parks and playgrounds . . . . .	.....
Sewers . . . . .	21,795.67
Streets, roads and bridges . . . . .	.....
Water supply . . . . .	18,825.92
Other . . . . .	.....

<b>Tax rate . . . . .</b>	<b>\$6.68</b>
Local school tax rate . . . . .	3.10
County tax rate . . . . .	1.00
Local purpose tax rate . . . . .	2.58

### TAXES

Local school tax . . . . .	\$213,359.37	
County taxes . . . . .	69,248.93	
Special district taxes . . . . .	.....	
		<b>\$282,608.30</b>
Local purpose levy . . . . .	.....	<b>179,400.40</b>
<b>Total tax levy (tax duplicate) ..</b>		<b>\$462,008.70</b>

<b>Per Capita Total Tax Levy . . . . .</b>	<b>\$60.94</b>
--------------------------------------------	----------------

<b>Current</b>	
1950 taxes levied (total) . . . . .	\$464,587.50
Collected in 1950 . . . . .	443,737.30
Per cent of levy collected in 1950 . . . . .	95.51
Transferred to liens . . . . .	948.61
Cancelled, abated or adjusted . . . . .	902.57
Outstanding December 31, 1950 . . . . .	\$18,999.02

<b>All Prior Years Outstanding</b>	
Balance January 1, 1950 . . . . .	\$22,739.19
Collected in 1950 . . . . .	20,132.58
Balance December 31, 1950 . . . . .	\$2,379.78

<b>Tax Title Liens Outstanding</b>	
Balance January 1, 1950 . . . . .	\$9,566.44
Redeemed by cash . . . . .	1,935.50
Balance December 31, 1950 . . . . .	\$5,582.13

<b>Property Acquired by Deed or Foreclosure</b>	
Balance January 1, 1950 . . . . .	\$3,050.00
Sale for cash . . . . .	.....
Balance December 31, 1950 . . . . .	\$7,150.00

### CAPITAL DEBT, DECEMBER 31, 1950

<b>Gross Debt</b>	
School debt . . . . .	\$155,000.00
Self-liquidating debt. . . . .	177,250.00
Other capital debt . . . . .	245,100.00
<b>TOTAL GROSS DEBT . . . . .</b>	<b>\$577,350.00</b>
<b>Per Capita Gross Debt . . . . .</b>	<b>\$76.16</b>

<b>Deductions for</b>	
School debt . . . . .	\$155,000.00
Self-liquidating debt. . . . .	177,250.00
Other capital debt . . . . .	.....
<b>TOTAL DEDUCTIONS . . . . .</b>	<b>332,250.00</b>
<b>NET DEBT . . . . .</b>	<b>\$245,100.00</b>

<b>Average Assessed Valuations</b>	
Real Property 1948-1949-1950..	\$5,489,465.00
<b>Per Cent of Net Debt . . . . .</b>	<b>4.46</b>

### CURRENT FINANCES DECEMBER 31, 1950

Cash . . . . .	\$144,729.92
Taxes receivable . . . . .	21,378.80
Tax title liens . . . . .	5,582.13
Foreclosed property . . . . .	7,150.00
Accounts receivable . . . . .	477.02
State road aid receivable . . . . .	.....
Emergencies and deferred charges ..	2,522.80
<b>TOTAL ASSETS . . . . .</b>	<b>\$181,840.67</b>

Cash liabilities . . . . .	\$28,324.24
Reserves . . . . .	34,587.95
Surplus revenue . . . . .	118,928.48

<b>TOTAL LIABILITIES AND SURPLUS . . . . .</b>	<b>\$181,840.67</b>
------------------------------------------------	---------------------

**BOONTON TOWNSHIP—MORRIS COUNTY**

Population Census, 1950—1,152  
1940—817

Land Area 7.5 sq. mi.

Net Valuation Taxable \$829,790

**EXPENDITURES AND REQUIRED PAYMENTS FOR 1950**

<b>General Government</b>	
Administrative and executive . . . . .	\$2,735.23
Assessment and collection of taxes . . . . .	1,475.00
Finance Department . . . . .	300.00
<b>Protection to Persons &amp; Property</b>	
Fire . . . . .	1,710.00
Police . . . . .	985.00
Other . . . . .	.....
<b>Streets and Roads</b>	
Repairs and maintenance . . . . .	12,290.00
Street lighting . . . . .	.....
<b>Sanitation</b>	
Street cleaning . . . . .	.....
Garbage and ash removal . . . . .	.....
Sewers . . . . .	.....
<b>Health and Charities</b>	
Health service . . . . .	394.61
Poor (including relief) . . . . .	225.00
Hospitals (aid and maintenance) . . . . .	.....
Other . . . . .	.....
<b>Recreation</b>	
Beaches and boardwalks . . . . .	.....
Parks and playgrounds . . . . .	.....
Other . . . . .	.....
<b>Educational</b> (Exclusive of school districts) ..	
.....	.....
<b>Unclassified Purposes</b> (Including contingent) . . . . .	
.....	100.00
<b>SUB-TOTAL—Municipal functions..</b>	<b>\$20,214.84</b>

<b>Per Capita—Municipal functions . . . . .</b>	<b>\$17.55</b>
Capital imp'ts and capital imp't fund	\$3,533.49
<b>Debt Service</b>	
Principal payments . . . . .	.....
Interest payments ..	\$69.46
<b>Total . . . . .</b>	<b>69.46</b>
<b>Per Capita Debt Service . . . . .</b>	
.....	<b>\$0.06</b>
<b>Deferred Charges and Statutory Expenditures</b>	
Emergencies . . . . .	.....
Other deferred chgs.	\$5.39
<b>Total . . . . .</b>	<b>5.39</b>

**TOTAL—Municipal expenditures . . . . .** \$23,823.18

**Required Payments for Local School, County, and Special District Taxes . . . . .** 39,590.89

**TOTAL EXPENDITURES AND REQUIRED PAYMENTS . . . . .** \$63,414.07

Reserve for uncollected taxes . . . . . \$7,005.60

**GRAND TOTAL—Budget . . . . .** \$70,419.67

**RECEIPTS AND REVENUES REALIZED IN 1950 TO MEET EXPENDITURES AND REQUIRED PAYMENTS**

Surplus revenue appropriated . . . . .	\$6,833.33
Miscellaneous revenues realized . . . . .	11,873.05
State aid revenues realized . . . . .	2,925.00
<b>Delinquent taxes including</b>	
Liens—1950 collections . . . . .	3,350.93
Current taxes—1950 collections..	44,036.43
Emergency borrowings . . . . .	.....
<b>TOTAL RECEIPTS AND REVENUES REALIZED . . . . .</b>	<b>\$69,018.74</b>

**CAPITAL OUTLAY—1950**

Beaches and boardwalks . . . . .	.....
Buildings and equipment . . . . .	.....
Parks and playgrounds . . . . .	.....
Sewers . . . . .	.....
Streets, roads and bridges . . . . .	\$9,200.00
Water supply . . . . .	.....
Other . . . . .	.....

<b>Tax rate . . . . .</b>	<b>\$5.64</b>
Local school tax rate . . . . .	3.77
County tax rate . . . . .	1.00
Local purpose tax rate . . . . .	0.87

**TAXES**

Local school tax . . . . .	\$31,255.11
County taxes . . . . .	8,335.78
Special district taxes . . . . .	.....
<b>Local purpose levy . . . . .</b>	<b>7,150.99</b>
<b>Total tax levy (tax duplicate) ..</b>	<b>\$46,741.88</b>
<b>Per Capita Total Tax Levy . . . . .</b>	
.....	<b>\$40.57</b>

<b>Current</b>	
1950 taxes levied (total) . . . . .	\$47,491.05
Collected in 1950 . . . . .	44,036.43
Per cent of levy collected in 1950 . . . . .	92.72
Transferred to liens . . . . .	276.36
Cancelled, abated or adjusted . . . . .	129.72
Outstanding December 31, 1950 ..	\$3,048.54

<b>All Prior Years Outstanding</b>	
Balance January 1, 1950 . . . . .	\$2,999.79
Collected in 1950 . . . . .	2,992.44
Balance December 31, 1950 . . . . .	.....

<b>Tax Title Liens Outstanding</b>	
Balance January 1, 1950 . . . . .	\$2,117.02
Redeemed by cash . . . . .	358.49
Balance December 31, 1950 . . . . .	\$2,034.89

<b>Property Acquired by Deed or Foreclosure</b>	
Balance January 1, 1950 . . . . .	\$625.00
Sale for cash . . . . .	.....
Balance December 31, 1950 . . . . .	\$625.00

**CAPITAL DEBT, DECEMBER 31, 1950**

<b>Gross Debt</b>	
School debt . . . . .	.....
Self-liquidating debt. . . . .	.....
Other capital debt ..	\$5,259.00
<b>TOTAL GROSS DEBT . . . . .</b>	<b>\$5,259.00</b>
<b>Per Capita Gross Debt . . . . .</b>	<b>\$4.66</b>

<b>Deductions for</b>	
School debt . . . . .	.....
Self-liquidating debt. . . . .	.....
Other capital debt ..	\$5,259.00
<b>TOTAL DEDUCTIONS . . . . .</b>	<b>5,259.00</b>
<b>NET DEBT . . . . .</b>	<b>.....</b>

<b>Average Assessed Valuations</b>	
Real Property 1948-1949-1950..	\$747,860.00
<b>Per Cent of Net Debt . . . . .</b>	<b>.....</b>

**CURRENT FINANCES DECEMBER 31, 1950**

Cash . . . . .	\$5,928.08
Taxes receivable . . . . .	3,048.54
Tax title liens . . . . .	2,034.89
Foreclosed property . . . . .	625.00
Accounts receivable . . . . .	5,336.53
State road aid receivable . . . . .	8,259.35
Emergencies and deferred charges ..	2,850.05
<b>TOTAL ASSETS . . . . .</b>	<b>\$28,082.44</b>

Cash liabilities . . . . .	\$1,827.13
Reserves . . . . .	11,044.96
Surplus revenue . . . . .	15,210.35

**TOTAL LIABILITIES AND SURPLUS . . . . .** \$28,082.44

**BORDENTOWN CITY—BURLINGTON COUNTY**

Population Census, 1950—5,454      Land Area 0.92 sq. mi.      Net Valuation Taxable \$2,565,091  
 1940—4,223

**EXPENDITURES AND REQUIRED PAYMENTS FOR 1950**

**General Government**

Administrative and executive ... \$19,121.47  
 Assessment and collection of taxes 3,649.53  
 Finance Department .....

**Protection to Persons & Property**

Fire ..... 9,829.16  
 Police ..... 18,438.66  
 Other .....

**Streets and Roads**

Repairs and maintenance ..... 6,600.10  
 Street lighting ..... 5,798.30

**Sanitation**

Street cleaning ..... 2,072.12  
 Garbage and ash removal ..... 5,644.00  
 Sewers ..... 6,924.59

**Health and Charities**

Health service ..... 205.00  
 Poor (including relief) ..... 800.00  
 Hospitals (aid and maintenance) ..  
 Other .....

**Recreation**

Beaches and boardwalks .....  
 Parks and playgrounds ..... 3,211.07  
 Other .....

**Educational**  
 (Exclusive of school districts) .. 500.00

**Unclassified Purposes**  
 (Including contingent) ..... 875.00

---

**SUB-TOTAL—Municipal functions..**      **\$83,669.00**

**Per Capita—Municipal functions** ..... **\$15.34**

Capital imp'ts and capital imp't fund \$11,300.00

**Debt Service**

Principal payments . \$27,500.00  
 Interest payments .. 4,799.00

Total ..... 32,299.00

**Per Capita Debt Service** ..... **\$5.92**

**Deferred Charges and Statutory Expenditures**

Emergencies ..... \$200.00  
 Other deferred chgs. 1,271.00

Total ..... 1,471.00

---

**TOTAL—Municipal expenditures ...**      **\$128,739.00**

**Required Payments for Local School, County, and Special District Taxes** ..... **109,280.88**

**TOTAL EXPENDITURES AND REQUIRED PAYMENTS** ..... **\$238,019.88**

Reserve for uncollected taxes ..... \$26,700.00

---

**GRAND TOTAL—Budget** ..... **\$264,719.88**

**RECEIPTS AND REVENUES REALIZED IN 1950 TO MEET EXPENDITURES AND REQUIRED PAYMENTS**

Surplus revenue appropriated .. \$14,000.00  
 Miscellaneous revenues realized. 56,318.06  
 State aid revenues realized ..... 2,627.00  
 Delinquent taxes including  
 liens—1950 collections ..... 16,790.50  
 Current taxes—1950 collections.. 168,541.41  
 Emergency borrowings .....

---

**TOTAL RECEIPTS AND REVENUES REALIZED** ..... **\$258,276.97**

**CAPITAL OUTLAY—1950**

Beaches and boardwalks .....  
 Buildings and equipment .....  
 Parks and playgrounds ..... \$1,195.46  
 Sewers ..... 5,427.24  
 Streets, roads and bridges ..... 6,970.00  
 Water supply ..... 4,704.48  
 Other ..... 14,998.81

**Tax rate** ..... **\$7.02**

Local school tax rate ..... 2.30  
 County tax rate ..... 1.96  
 Local purpose tax rate .... 2.76

**TAXES**

Local school tax ... \$59,115.81  
 County taxes ..... 50,165.07  
 Special district taxes .....

---

Local purpose levy ..... \$109,280.88  
 73,239.00

---

Total tax levy (tax duplicate) .. **\$182,519.88**

**Per Capita Total Tax Levy** ..... **\$33.47**

**Current**

1950 taxes levied (total) ..... \$185,341.85  
 Collected in 1950 ..... 168,541.41  
 Per cent of levy collected in 1950 ... 90.93  
 Transferred to liens .....

---

Cancelled, abated or adjusted ..  
 Outstanding December 31, 1950 .. **\$16,800.44**

**All Prior Years Outstanding**

Balance January 1, 1950 ..... \$16,981.44  
 Collected in 1950 ..... 16,790.50  
 Balance December 31, 1950 ..... **\$190.94**

**Tax Title Liens Outstanding**

Balance January 1, 1950 ..... \$1,172.67  
 Redeemed by cash .....

---

Balance December 31, 1950 ..... **\$1,172.67**

**Property Acquired by Deed or Foreclosure**

Balance January 1, 1950 ..... \$2,000.00  
 Sale for cash ..... 1.00  
 Balance December 31, 1950 ..... **\$1,999.00**

**CAPITAL DEBT, DECEMBER 31, 1950**

**Gross Debt**

School debt ..... \$42,000.00  
 Self-liquidating debt. 32,900.00  
 Other capital debt .. 116,700.00

---

**TOTAL GROSS DEBT** ..... **\$191,600.00**

**Per Capita Gross Debt** ..... **\$35.13**

**Deductions for**

School debt ..... \$42,000.00  
 Self-liquidating debt. 32,900.00  
 Other capital debt .. ..

---

**TOTAL DEDUCTIONS** ..... **74,900.00**

**NET DEBT** ..... **\$116,700.00**

**Average Assessed Valuations**

Real Property 1948-1949-1950.. \$2,279,839.00  
 Per Cent of Net Debt ..... 5.11

**CURRENT FINANCES DECEMBER 31, 1950**

Cash ..... \$31,198.70  
 Taxes receivable ..... 16,991.38  
 Tax title liens ..... 1,172.67  
 Foreclosed property ..... 1,999.00  
 Accounts receivable ..... 6,506.68  
 State road aid receivable ..... 8,100.00  
 Emergencies and deferred charges .. 2,081.88

---

**TOTAL ASSETS** ..... **\$68,050.31**

Cash liabilities ..... \$3,032.86  
 Reserves ..... 26,669.73  
 Surplus revenue ..... 38,347.72

---

**TOTAL LIABILITIES AND SURPLUS** ..... **\$68,050.31**

**BORDENTOWN TOWNSHIP—BURLINGTON COUNTY**

Population Census, 1950—2,020      Land Area 7.41 sq. mi.      Net Valuation Taxable \$1,656,108  
 1940—1,095

**EXPENDITURES AND REQUIRED PAYMENTS FOR 1950**

**General Government**  
 Administrative and executive . . . \$5,130.00  
 Assessment and collection of taxes 1,510.00  
 Finance Department . . . . .

**Protection to Persons & Property**  
 Fire . . . . . 850.00  
 Police . . . . . 1,815.00  
 Other . . . . .

**Streets and Roads**  
 Repairs and maintenance . . . . . 9,500.00  
 Street lighting . . . . . 2,500.00

**Sanitation**  
 Street cleaning . . . . .  
 Garbage and ash removal . . . . .  
 Sewers . . . . .

**Health and Charities**  
 Health service . . . . . 45.00  
 Poor (including relief) . . . . . 625.00  
 Hospitals (aid and maintenance) . . . . .  
 Other . . . . .

**Recreation**  
 Beaches and boardwalks . . . . .  
 Parks and playgrounds . . . . .  
 Other . . . . .

**Educational**  
 (Exclusive of school districts) . . . . .

**Unclassified Purposes**  
 (Including contingent) . . . . .

**SUB-TOTAL—Municipal functions..**      \$21,975.00

**Per Capita—Municipal functions . . .**      \$10.88  
 Capital imp'ts and capital imp't fund      \$7,329.69  
**Debt Service**  
 Principal payments . . . . .  
 Interest payments ..      \$480.00

**Total . . . . .**      480.00

**Per Capita Debt Service . . . . .**      \$0.24

**Deferred Charges and Statutory Expenditures**  
 Emergencies . . . . .  
 Other deferred chgs.      \$15,840.50

**Total . . . . .**      15,840.50

**TOTAL—Municipal expenditures . . .**      \$45,625.19

**Required Payments for Local School, County, and Special District Taxes . . . . .**      48,462.09

**TOTAL EXPENDITURES AND REQUIRED PAYMENTS . . . . .**      \$94,087.28

Reserve for uncollected taxes . . . . .      \$6,874.81

**GRAND TOTAL—Budget . . . . .**      \$100,962.09

**RECEIPTS AND REVENUES REALIZED IN 1950 TO MEET EXPENDITURES AND REQUIRED PAYMENTS**  
 Surplus revenue appropriated . . . \$16,500.00  
 Miscellaneous revenues realized.      35,754.10  
 State aid revenues realized . . . . . 2,534.42  
**Delinquent taxes including**  
 Liens—1950 collections . . . . . 3,679.08  
 Current taxes—1950 collections..      43,751.17  
 Emergency borrowings . . . . .

**TOTAL RECEIPTS AND REVENUES REALIZED . . . . .**      \$102,218.77

**CAPITAL OUTLAY—1950**  
 Beaches and boardwalks . . . . .  
 Buildings and equipment . . . . .  
 Parks and playgrounds . . . . .  
 Sewers . . . . .  
 Streets, roads and bridges . . . . .  
 Water supply . . . . . \$11,056.25  
 Other . . . . .

**Tax rate . . . . .**      \$2.94  
 Local school tax rate . . . . . 0.99  
 County tax rate . . . . . 1.95  
 Local purpose tax rate . . . . .

**TAXES**  
 Local school tax . . . \$16,200.00  
 County taxes . . . . . 32,262.09  
 Special district taxes . . . . .

Local purpose levy . . . . . \$48,462.09  
 Total tax levy (tax duplicate) ..      \$48,462.09

**Per Capita Total Tax Levy . . . . .**      \$23.99

**Current**  
 1950 taxes levied (total) . . . . . \$48,462.09  
 Collected in 1950 . . . . . 43,751.17  
 Per cent of levy collected in 1950 . . . . . 90.27  
 Transferred to liens . . . . .  
 Cancelled, abated or adjusted . . . . .  
 Outstanding December 31, 1950 ..      \$4,710.92

**All Prior Years Outstanding**  
 Balance January 1, 1950 . . . . . \$4,350.45  
 Collected in 1950 . . . . . 3,450.96  
 Balance December 31, 1950 . . . . . \$899.49

**Tax Title Liens Outstanding**  
 Balance January 1, 1950 . . . . . \$1,074.14  
 Redeemed by cash . . . . . 228.12  
 Balance December 31, 1950 . . . . . \$846.02

**Property Acquired by Deed or Foreclosure**  
 Balance January 1, 1950 . . . . .  
 Sale for cash . . . . .  
 Balance December 31, 1950 . . . . .

**CAPITAL DEBT, DECEMBER 31, 1950**

**Gross Debt**  
 School debt . . . . .  
 Self-liquidating debt. . . . .  
 Other capital debt ..      \$14,000.00

**TOTAL GROSS DEBT . . . . .**      \$14,000.00

**Per Capita Gross Debt . . . . .**      \$6.93

**Deductions for**  
 School debt . . . . .  
 Self-liquidating debt. . . . .  
 Other capital debt ..      \$369.00

**TOTAL DEDUCTIONS . . . . .**      369.00

**NET DEBT . . . . .**      \$13,631.00

**Average Assessed Valuations**  
 Real Property 1948-1949-1950..      \$1,341,881.00  
 Per Cent of Net Debt . . . . . 1.01

**CURRENT FINANCES DECEMBER 31, 1950**  
 Cash . . . . . \$89,720.54  
 Taxes receivable . . . . . 5,610.41  
 Tax title liens . . . . . 846.02  
 Foreclosed property . . . . .  
 Accounts receivable . . . . . 19.28  
 State road aid receivable . . . . . 10,483.69  
 Emergencies and deferred charges ..      . . . . .

**TOTAL ASSETS . . . . .**      \$106,679.94

Cash liabilities . . . . . \$24,088.34  
 Reserves . . . . . 6,475.71  
 Surplus revenue . . . . . 76,115.89

**TOTAL LIABILITIES AND SURPLUS . . . . .**      \$106,679.94

## BOUND BROOK BOROUGH—SOMERSET COUNTY

Population Census, 1950—8,356      Land Area 1.6 sq. mi.      Net Valuation Taxable \$6,477,657  
 1940—7,616

**EXPENDITURES AND RE-  
 QUIRED PAYMENTS FOR 1950**  
**General Government**  
 Administrative and executive .... \$23,820.00  
 Assessment and collection of taxes 7,350.00  
 Finance Department ..... 600.00

**Protection to Persons & Property**  
 Fire ..... 14,270.00  
 Police ..... 53,850.00  
 Other ..... ..

**Streets and Roads**  
 Repairs and maintenance ..... 38,610.00  
 Street lighting ..... 13,350.00

**Sanitation**  
 Street cleaning ..... ..  
 Garbage and ash removal ..... 19,000.00  
 Sewers ..... 16,800.00

**Health and Charities**  
 Health service ..... 4,950.00  
 Poor (including relief) ..... 5,670.00  
 Hospitals (aid and maintenance) .. ..  
 Other ..... 400.00

**Recreation**  
 Beaches and boardwalks ..... ..  
 Parks and playgrounds ..... 3,600.00  
 Other ..... ..

**Educational**  
 (Exclusive of school districts) .. 15,400.00

**Unclassified Purposes**  
 (Including contingent) ..... 2,155.00

**SUB-TOTAL—Municipal functions..**      \$219,825.00

**Per Capita—Municipal  
 functions ....**      \$26.31  
 Capital imp'ts and capital imp't fund \$11,928.00

**Debt Service**  
 Principal payments . \$32,000.00  
 Interest payments .. 3,140.00

Total ..... 35,140.00

**Per Capita Debt  
 Service**      \$4.21

**Deferred Charges and  
 Statutory Expendi-  
 tures**

Emergencies ..... ..  
 Other deferred chgs.      \$7,336.85

Total ..... 7,336.85

**TOTAL—Municipal expenditures ...**      \$274,229.85

**Required Payments for Local  
 School, County, and Special  
 District Taxes** ..... 252,732.58

**TOTAL EXPENDITURES AND  
 REQUIRED PAYMENTS** .....      \$526,962.43

Reserve for uncollected taxes ..... \$31,861.57

**GRAND TOTAL—Budget** .....      \$558,824.00

**RECEIPTS AND REVENUES  
 REALIZED IN 1950 TO MEET  
 EXPENDITURES AND RE-  
 QUIRED PAYMENTS**

Surplus revenue appropriated .. \$55,000.00  
 Miscellaneous revenues realized. 75,848.40  
 State aid revenues realized ..... 10,007.44  
 Delinquent taxes including

liens—1950 collections ..... 15,114.12  
 Current taxes—1950 collections.. 412,140.68  
 Emergency borrowings ..... ..

**TOTAL RECEIPTS AND  
 REVENUES REALIZED** .....      \$568,110.64

**CAPITAL OUTLAY—1950**

Beaches and boardwalks ..... ..  
 Buildings and equipment ..... \$5,768.82  
 Parks and playgrounds ..... 171.04  
 Sewers ..... 12,081.53  
 Streets, roads and bridges ..... 1,202.00  
 Water supply ..... ..  
 Other ..... 9,631.10

**Tax rate** .....      \$6.52  
 Local school tax rate ..... 3.00  
 County tax rate ..... 0.90  
 Local purpose tax rate ... 2.62

**TAXES**

Local school tax ... \$194,544.03  
 County taxes ..... 58,188.55  
 Special district taxes ..... ..

Local purpose levy ..... \$252,732.58  
 174,147.07

Total tax levy (tax duplicate) .. \$426,879.65

**Per Capita Total  
 Tax Levy** .....      \$51.09

**Current**  
 1950 taxes levied (total) ..... \$427,846.01  
 Collected in 1950 ..... 412,140.68

Per cent of levy col-  
 lected in 1950 ... 96.33

Transferred to liens ..... 74.98  
 Cancelled, abated or adjusted ..... 251.02  
 Outstanding December 31, 1950 .. \$15,379.33

**All Prior Years Outstanding**  
 Balance January 1, 1950 ..... \$16,875.02  
 Collected in 1950 ..... 15,114.12  
 Balance December 31, 1950 ..... \$1,678.32

**Tax Title Liens Outstanding**  
 Balance January 1, 1950 ..... \$518.81  
 Redeemed by cash ..... ..  
 Balance December 31, 1950 ..... \$593.79

**Property Acquired by Deed or  
 Foreclosure**  
 Balance January 1, 1950 ..... ..  
 Sale for cash ..... ..  
 Balance December 31, 1950 ..... ..

**CAPITAL DEBT, DECEMBER 31, 1950**

**Gross Debt**  
 School debt ..... \$468,000.00  
 Self-liquidating debt. ....  
 Other capital debt .. 199,700.00

**TOTAL GROSS DEBT** ..... \$667,700.00

**Per Capita Gross  
 Debt** .....      \$79.91

**Deductions for**  
 School debt ..... \$468,000.00  
 Self-liquidating debt. ....  
 Other capital debt .. 1,006.00

**TOTAL DEDUCTIONS** ..... 469,006.00

**NET DEBT** ..... \$198,694.00

**Average Assessed Valuations**  
 Real Property 1948-1949-1950.. \$5,933,767.00  
 Per Cent of Net Debt ..... 3.34

**NET DEBT** ..... \$198,694.00

**Average Assessed Valuations**  
 Real Property 1948-1949-1950.. \$5,933,767.00  
 Per Cent of Net Debt ..... 3.34

**NET DEBT** ..... \$198,694.00

**NET DEBT** ..... \$198,694.00

**NET DEBT** ..... \$198,694.00

**NET DEBT** ..... \$198,694.00

**NET DEBT** ..... \$198,694.00

**NET DEBT** ..... \$198,694.00

**NET DEBT** ..... \$198,694.00

**NET DEBT** ..... \$198,694.00

**NET DEBT** ..... \$198,694.00

## BRADLEY BEACH BOROUGH—MONMOUTH COUNTY

Population Census, 1950—3,899      Land Area 0.7 sq. mi.      Net Valuation Taxable \$6,209,578  
 1940—3,468

<b>EXPENDITURES AND REQUIRED PAYMENTS FOR 1950</b>	
<b>General Government</b>	
Administrative and executive .....	\$38,426.44
Assessment and collection of taxes .....	4,790.16
Finance Department .....	.....
<b>Protection to Persons &amp; Property</b>	
Fire .....	16,468.03
Police .....	53,849.80
Other .....	.....
<b>Streets and Roads</b>	
Repairs and maintenance .....	19,797.93
Street lighting .....	10,931.74
<b>Sanitation</b>	
Street cleaning .....	.....
Garbage and ash removal .....	35,404.00
Sewers .....	8,788.71
<b>Health and Charities</b>	
Health service .....	1,660.00
Poor (including relief) .....	2,291.87
Hospitals (aid and maintenance) .....	.....
Other .....	.....
<b>Recreation</b>	
Beaches and boardwalks .....	55,374.67
Parks and playgrounds .....	3,201.78
Other .....	.....
<b>Educational</b> (Exclusive of school districts) ..	
	4,734.53
<b>Unclassified Purposes</b> (Including contingent) .....	
	8,583.31
<b>SUB-TOTAL—Municipal functions..</b>	<b>\$264,302.97</b>

<b>Per Capita—Municipal functions .....</b>	<b>\$67.79</b>
Capital imp'ts and capital imp't fund .....	.....
<b>Debt Service</b>	
Principal payments ..	\$30,000.00
Interest payments ..	10,307.50
<b>Total .....</b>	<b>\$40,307.50</b>
<b>Per Capita Debt Service .....</b>	<b>\$10.38</b>
<b>Deferred Charges and Statutory Expenditures</b>	
Emergencies .....	.....
Other deferred chgs. ..	\$13,766.81
<b>Total .....</b>	<b>13,766.81</b>

<b>TOTAL—Municipal expenditures ..</b>	<b>\$318,377.28</b>
<b>Required Payments for Local School, County, and Special District Taxes .....</b>	<b>209,082.08</b>
<b>TOTAL EXPENDITURES AND REQUIRED PAYMENTS .....</b>	<b>\$527,459.36</b>
Reserve for uncollected taxes .....	\$37,085.44
<b>GRAND TOTAL—Budget .....</b>	<b>\$564,544.80</b>

<b>RECEIPTS AND REVENUES REALIZED IN 1950 TO MEET EXPENDITURES AND REQUIRED PAYMENTS</b>	
Surplus revenue appropriated ..	\$29,000.00
Miscellaneous revenues realized.	156,226.46
State aid revenues realized .....	3,499.00
Delinquent taxes including	.....
Liens—1950 collections .....	34,485.03
Current taxes—1950 collections..	340,948.39
Emergency borrowings .....	.....
<b>TOTAL RECEIPTS AND REVENUES REALIZED .....</b>	<b>\$564,158.88</b>

<b>CAPITAL OUTLAY—1950</b>	
Beaches and boardwalks .....	.....
Buildings and equipment .....	\$980.00
Parks and playgrounds .....	.....
Sewers .....	.....
Streets, roads and bridges .....	.....
Water supply .....	.....
Other .....	300.00

<b>Tax rate .....</b>	<b>\$5.90</b>
Local school tax rate .....	1.89
County tax rate .....	1.48
Local purpose tax rate ....	2.53

<b>TAXES</b>	
Local school tax ...	\$117,317.73
County taxes .....	91,764.35
Special district taxes .....	.....
<b>Local purpose levy .....</b>	<b>\$209,082.08</b>
	158,142.97
<b>Total tax levy (tax duplicate) ..</b>	<b>\$367,225.05</b>
<b>Per Capita Total Tax Levy .....</b>	<b>\$94.18</b>

<b>Current</b>	
1950 taxes levied (total) .....	\$367,225.34
Collected in 1950 .....	340,948.39
Per cent of levy collected in 1950 ..	92.84
Transferred to liens .....	117.82
Cancelled, abated or adjusted ..	106.06
Outstanding December 31, 1950 ..	\$26,053.07

<b>All Prior Years Outstanding</b>	
Balance January 1, 1950 .....	\$35,778.80
Collected in 1950 .....	34,485.03
Balance December 31, 1950 .....	\$1,195.47

<b>Tax Title Liens Outstanding</b>	
Balance January 1, 1950 .....	\$1,446.35
Redeemed by cash .....	.....
Balance December 31, 1950 .....	\$1,564.17

<b>Property Acquired by Deed or Foreclosure</b>	
Balance January 1, 1950 .....	\$26,375.00
Sale for cash .....	.....
Balance December 31, 1950 .....	\$26,375.00

<b>CAPITAL DEBT, DECEMBER 31, 1950</b>	
<b>Gross Debt</b>	
School debt .....	\$24,500.00
Self-liquidating debt.	.....
Other capital debt ..	202,000.00
<b>TOTAL GROSS DEBT .....</b>	<b>\$226,500.00</b>
<b>Per Capita Gross Debt .....</b>	<b>\$58.09</b>

<b>Deductions for</b>	
School debt .....	\$24,500.00
Self-liquidating debt.	.....
Other capital debt ..	1,000.00
<b>TOTAL DEDUCTIONS .....</b>	<b>25,500.00</b>
<b>NET DEBT .....</b>	<b>\$201,000.00</b>

<b>Average Assessed Valuations</b>	
Real Property 1948-1949-1950..	\$5,780,486.00
Per Cent of Net Debt .....	3.47

<b>CURRENT FINANCES DECEMBER 31, 1950</b>	
Cash .....	\$107,395.37
Taxes receivable .....	27,248.54
Tax title liens .....	1,564.17
Foreclosed property .....	26,375.00
Accounts receivable .....	873.98
State road aid receivable .....	1,675.88
Emergencies and deferred charges ..	5,822.76
<b>TOTAL ASSETS .....</b>	<b>\$170,955.70</b>
Cash liabilities .....	2,217.61
Reserves .....	56,061.69
Surplus revenue .....	112,676.40
<b>TOTAL LIABILITIES AND SURPLUS .....</b>	<b>\$170,955.70</b>

# BRANCHBURG TOWNSHIP—SOMERSET COUNTY

Population Census, 1950—1,955  
1940—1,231

Land Area 20.2 sq. mi.

Net Valuation Taxable \$1,973,369

<b>EXPENDITURES AND REQUIRED PAYMENTS FOR 1950</b>		
<b>General Government</b>		
Administrative and executive .....	\$4,972.50	
Assessment and collection of taxes .....	2,435.98	
Finance Department .....	450.00	
<b>Protection to Persons &amp; Property</b>		
Fire .....	2,000.00	
Police .....	520.28	
Other .....	.....	
<b>Streets and Roads</b>		
Repairs and maintenance .....	22,806.70	
Street lighting .....	1,050.00	
<b>Sanitation</b>		
Street cleaning .....	.....	
Garbage and ash removal .....	.....	
Sewers .....	.....	
<b>Health and Charities</b>		
Health service .....	1,821.34	
Poor (including relief) .....	543.20	
Hospitals (aid and maintenance) .....	250.00	
Other .....	.....	
<b>Recreation</b>		
Beaches and boardwalks .....	.....	
Parks and playgrounds .....	.....	
Other .....	.....	
<b>Educational</b> (Exclusive of school districts) ..		.....
<b>Unclassified Purposes</b> (Including contingent) .....		50.00
<b>SUB-TOTAL—Municipal functions..</b>	<b>\$36,900.00</b>	

<b>Per Capita—Municipal functions ....</b>	<b>\$18.87</b>
Capital imp'ts and capital imp't fund	\$1,500.00
<b>Debt Service</b>	
Principal payments ..	.....
Interest payments ..	\$150.00
Total .....	150.00
<b>Per Capita Debt Service .....</b>	<b>\$0.08</b>
<b>Deferred Charges and Statutory Expenditures</b>	
Emergencies .....	.....
Other deferred chgs. ..	\$577.78
Total .....	577.78

<b>TOTAL—Municipal expenditures ..</b>	<b>\$39,127.78</b>	
<b>Required Payments for Local School, County, and Special District Taxes .....</b>		<b>78,988.22</b>
<b>TOTAL EXPENDITURES AND REQUIRED PAYMENTS .....</b>	<b>\$118,116.00</b>	
Reserve for uncollected taxes .....	\$19,014.35	
<b>GRAND TOTAL—Budget .....</b>	<b>\$137,130.35</b>	

<b>RECEIPTS AND REVENUES REALIZED IN 1950 TO MEET EXPENDITURES AND REQUIRED PAYMENTS</b>	
Surplus revenue appropriated ..	\$12,000.00
Miscellaneous revenues realized.	17,498.69
State aid revenues realized .....	6,642.00
Delinquent taxes including	.....
liens—1950 collections .....	11,455.04
Current taxes—1950 collections..	81,634.86
Emergency borrowings .....	.....
<b>TOTAL RECEIPTS AND REVENUES REALIZED .....</b>	<b>\$129,230.59</b>

<b>CAPITAL OUTLAY—1950</b>	
Beaches and boardwalks .....	.....
Buildings and equipment .....	\$5,000.00
Parks and playgrounds .....	.....
Sewers .....	.....
Streets, roads and bridges .....	69.55
Water supply .....	.....
Other .....	.....

<b>Tax rate .....</b>	<b>\$4.82</b>
Local school tax rate .....	3.07
County tax rate .....	0.93
Local purpose tax rate .....	0.82

<b>TAXES</b>	
Local school tax ...	\$60,591.16
County taxes .....	18,397.06
Special district taxes .....	.....
Local purpose levy .....	16,100.13
<b>Total tax levy (tax duplicate) ..</b>	<b>\$95,088.35</b>

<b>Per Capita Total Tax Levy .....</b>		<b>\$48.64</b>
<b>Current</b>		
1950 taxes levied (total) .....	\$95,101.98	
Collected in 1950 .....	81,634.86	
Per cent of levy collected in 1950 ...	85.83	
Transferred to liens .....	.....	
Cancelled, abated or adjusted .....	453.08	
Outstanding December 31, 1950 ..	\$13,014.04	

<b>All Prior Years Outstanding</b>	
Balance January 1, 1950 .....	\$12,654.96
Collected in 1950 .....	11,455.04
Balance December 31, 1950 .....	\$1,076.26

<b>Tax Title Liens Outstanding</b>	
Balance January 1, 1950 .....	.....
Redeemed by cash .....	.....
Balance December 31, 1950 .....	.....

<b>Property Acquired by Deed or Foreclosure</b>	
Balance January 1, 1950 .....	.....
Sale for cash .....	.....
Balance December 31, 1950 .....	.....

<b>CAPITAL DEBT, DECEMBER 31, 1950</b>	
<b>Gross Debt</b>	
School debt .....	\$181,000.00
Self-liquidating debt. ....	.....
Other capital debt ..	.....
<b>TOTAL GROSS DEBT .....</b>	<b>\$181,000.00</b>
<b>Per Capita Gross Debt .....</b>	<b>\$92.58</b>

<b>Deductions for</b>	
School debt .....	\$98,797.00
Self-liquidating debt. ....	.....
Other capital debt ..	.....
<b>TOTAL DEDUCTIONS .....</b>	<b>98,797.00</b>
<b>NET DEBT .....</b>	<b>\$82,203.00</b>

<b>Average Assessed Valuations</b>	
Real Property 1948-1949-1950..	\$1,646,620.00
Per Cent of Net Debt .....	4.99

<b>CURRENT FINANCES DECEMBER 31, 1950</b>	
Cash .....	\$33,511.03
Taxes receivable .....	14,090.30
Tax title liens .....	.....
Foreclosed property .....	.....
Accounts receivable .....	56.00
State road aid receivable .....	.....
Emergencies and deferred charges ..	.....
<b>TOTAL ASSETS .....</b>	<b>\$47,657.33</b>

Cash liabilities .....	\$6,862.71
Reserves .....	14,146.30
Surplus revenue .....	26,648.32
<b>TOTAL LIABILITIES AND SURPLUS .....</b>	<b>\$47,657.33</b>

**BRANCHVILLE BOROUGH—SUSSEX COUNTY**

Population Census, 1950—807  
1940—715

Land Area 0.5 sq. mi.

Net Valuation Taxable \$641,070

**EXPENDITURES AND REQUIRED PAYMENTS FOR 1950**

<b>General Government</b>	
Administrative and executive .....	\$1,409.00
Assessment and collection of taxes .....	699.55
Finance Department .....	250.00
<b>Protection to Persons &amp; Property</b>	
Fire .....	3,360.00
Police .....	350.45
Other .....	.....
<b>Streets and Roads</b>	
Repairs and maintenance .....	3,380.27
Street lighting .....	2,125.00
<b>Sanitation</b>	
Street cleaning .....	.....
Garbage and ash removal .....	1,800.00
Sewers .....	.....
<b>Health and Charities</b>	
Health service .....	80.73
Poor (including relief) .....	99.00
Hospitals (aid and maintenance) .....	250.00
Other .....	26.00
<b>Recreation</b>	
Beaches and boardwalks .....	.....
Parks and playgrounds .....	.....
Other .....	.....
<b>Educational</b>	
(Exclusive of school districts) ..	200.00
<b>Unclassified Purposes</b>	
(Including contingent) .....	.....
<b>SUB-TOTAL—Municipal functions..</b>	<b>\$14,030.00</b>

<b>Per Capita—Municipal functions .....</b>	<b>\$17.39</b>
Capital imp'ts and capital imp't fund .....	\$500.00
<b>Debt Service</b>	
Principal payments ..	.....
Interest payments ..	.....
Total .....	.....
<b>Per Capita Debt Service .....</b>	<b>.....</b>
<b>Deferred Charges and Statutory Expenditures</b>	
Emergencies .....	.....
Other deferred chgs. ....	\$104.47
Total .....	104.47

<b>TOTAL—Municipal expenditures ..</b>	<b>\$14,634.47</b>
----------------------------------------	--------------------

<b>Required Payments for Local School, County, and Special District Taxes .....</b>	<b>33,623.18</b>
-------------------------------------------------------------------------------------	------------------

<b>TOTAL EXPENDITURES AND REQUIRED PAYMENTS .....</b>	<b>\$48,257.65</b>
-------------------------------------------------------	--------------------

Reserve for uncollected taxes .....	\$1,921.53
-------------------------------------	------------

<b>GRAND TOTAL—Budget .....</b>	<b>\$50,179.18</b>
---------------------------------	--------------------

**RECEIPTS AND REVENUES REALIZED IN 1950 TO MEET EXPENDITURES AND REQUIRED PAYMENTS**

Surplus revenue appropriated ..	\$3,500.00
Miscellaneous revenues realized ..	3,081.97
State aid revenues realized .....	1,491.00
Delinquent taxes including liens—1950 collections ..	1,356.25
Current taxes—1950 collections ..	39,900.39
Emergency borrowings .....	.....

<b>TOTAL RECEIPTS AND REVENUES REALIZED .....</b>	<b>\$49,329.61</b>
---------------------------------------------------	--------------------

**CAPITAL OUTLAY—1950**

Beaches and boardwalks .....	.....
Buildings and equipment .....	.....
Parks and playgrounds .....	.....
Sewers .....	.....
Streets, roads and bridges .....	.....
Water supply .....	1,868.20
Other .....	.....

<b>Tax rate .....</b>	<b>\$6.35</b>
Local school tax rate .....	3.53
County tax rate .....	1.71
Local purpose tax rate .....	1.11

**TAXES**

Local school tax ...	\$22,630.00	
County taxes .....	10,993.18	
Special district taxes .....	.....	
Local purpose levy .....	7,670.00	\$33,623.18
Total tax levy (tax duplicate) ..		\$41,293.18

<b>Per Capita Total Tax Levy .....</b>	<b>\$51.17</b>
----------------------------------------	----------------

<b>Current</b>	
1950 taxes levied (total) .....	\$41,355.95
Collected in 1950 .....	39,900.39
Per cent of levy collected in 1950 ...	96.48
Transferred to liens .....	.....
Cancelled, abated or adjusted ..	.....
Outstanding December 31, 1950 ..	\$1,455.56

<b>All Prior Years Outstanding</b>	
Balance January 1, 1950 .....	\$1,387.45
Collected in 1950 .....	1,356.25
Balance December 31, 1950 .....	\$31.20

<b>Tax Title Liens Outstanding</b>	
Balance January 1, 1950 .....	.....
Redeemed by cash .....	.....
Balance December 31, 1950 .....	.....

<b>Property Acquired by Deed or Foreclosure</b>	
Balance January 1, 1950 .....	.....
Sale for cash .....	.....
Balance December 31, 1950 .....	.....

**CAPITAL DEBT, DECEMBER 31, 1950**

<b>Gross Debt</b>	
School debt .....	.....
Self-liquidating debt. ....	\$4,498.00
Other capital debt ..	.....

<b>TOTAL GROSS DEBT .....</b>	<b>\$4,498.00</b>
-------------------------------	-------------------

<b>Per Capita Gross Debt .....</b>	<b>\$5.57</b>
------------------------------------	---------------

<b>Deductions for</b>	
School debt .....	.....
Self-liquidating debt. ....	\$4,498.00
Other capital debt ..	.....

<b>TOTAL DEDUCTIONS .....</b>	<b>4,498.00</b>
-------------------------------	-----------------

<b>NET DEBT .....</b>	<b>.....</b>
-----------------------	--------------

<b>Average Assessed Valuations</b>	
Real Property 1948-1949-1950 ..	\$406,457.00
Per Cent of Net Debt .....	.....

**CURRENT FINANCES DECEMBER 31, 1950**

Cash .....	\$15,616.12
Taxes receivable .....	1,486.76
Tax title liens .....	.....
Foreclosed property .....	.....
Accounts receivable .....	81.00
State road aid receivable .....	11,492.80
Emergencies and deferred charges ..	.....

<b>TOTAL ASSETS .....</b>	<b>\$28,676.68</b>
---------------------------	--------------------

Cash liabilities .....	\$12,994.29
Reserves .....	1,567.76
Surplus revenue .....	14,114.63

<b>TOTAL LIABILITIES AND SURPLUS .....</b>	<b>\$28,676.68</b>
--------------------------------------------	--------------------

# BRICK TOWNSHIP—OCEAN COUNTY

Population Census, 1950—4,316      Land Area 26.4 sq. mi.      Net Valuation Taxable \$3,139,260  
 1940—1,376

## EXPENDITURES AND REQUIRED PAYMENTS FOR 1950

**General Government**  
 Administrative and executive . . . \$15,400.00  
 Assessment and collection of taxes . . . 6,600.00  
 Finance Department . . . . . 700.00

**Protection to Persons & Property**  
 Fire . . . . .  
 Police . . . . . 500.00  
 Other . . . . .

**Streets and Roads**  
 Repairs and maintenance . . . . . 34,200.00  
 Street lighting . . . . . 1,600.00

**Sanitation**  
 Street cleaning . . . . .  
 Garbage and ash removal . . . . . 32,000.00  
 Sewers . . . . .

**Health and Charities**  
 Health service . . . . . 600.00  
 Poor (including relief) . . . . . 3,040.00  
 Hospitals (aid and maintenance) . . . . .  
 Other . . . . .

**Recreation**  
 Beaches and boardwalks . . . . .  
 Parks and playgrounds . . . . .  
 Other . . . . .

**Educational**  
 (Exclusive of school districts) . . . . .

**Unclassified Purposes**  
 (Including contingent) . . . . . 600.00

**SUB-TOTAL—Municipal functions..** \$95,240.00

**Per Capita—Municipal functions . . . . . \$22.07**  
 Capital imp'ts and capital imp't fund . . . . . \$19,800.00

**Debt Service**  
 Principal payments . . . . . \$5,000.00  
 Interest payments . . . . . 680.00

Total . . . . . 5,680.00  
**Per Capita Debt Service . . . . . \$1.32**

**Deferred Charges and Statutory Expenditures**  
 Emergencies . . . . .  
 Other deferred chgs. . . . .  
 Total . . . . .

**TOTAL—Municipal expenditures . . .** \$120,720.00

**Required Payments for Local School, County, and Special District Taxes . . . . .** 209,125.59

**TOTAL EXPENDITURES AND REQUIRED PAYMENTS . . . . . \$329,845.59**

Reserve for uncollected taxes . . . . . \$59,285.10

**GRAND TOTAL—Budget . . . . . \$389,130.69**

## RECEIPTS AND REVENUES REALIZED IN 1950 TO MEET EXPENDITURES AND REQUIRED PAYMENTS

Surplus revenue appropriated . . . \$21,926.95  
 Miscellaneous revenues realized . . . 43,990.97  
 State aid revenues realized . . . . . 8,160.00  
**Delinquent taxes including**  
 liens—1950 collections . . . . . 36,583.55  
 Current taxes—1950 collections . . . 258,981.02  
 Emergency borrowings . . . . .

**TOTAL RECEIPTS AND REVENUES REALIZED . . . . . \$369,642.49**

### CAPITAL OUTLAY—1950

Beaches and boardwalks . . . . .  
 Buildings and equipment . . . . .  
 Parks and playgrounds . . . . .  
 Sewers . . . . .  
 Streets, roads and bridges . . . . .  
 Water supply . . . . .  
 Other . . . . .

**Tax rate . . . . . \$8.96**  
 Local school tax rate . . . . . 4.19  
 County tax rate . . . . . 2.00  
 Local purpose tax rate . . . . . 2.77

### TAXES

Local school tax . . . \$131,690.41  
 County taxes . . . . . 62,935.18  
 Special district taxes . . . . . 14,500.00  
 Local purpose levy . . . . . \$209,125.59  
 \$86,505.10  
 Total tax levy (tax duplicate) . . . \$295,630.69

**Per Capita Total Tax Levy . . . . . \$68.50**

**Current**  
 1950 taxes levied (total) . . . . . \$306,700.47  
 Collected in 1950 . . . . . 258,981.02  
 Per cent of levy collected in 1950 . . . . . 84.44  
 Transferred to liens . . . . . 2,800.00  
 Cancelled, abated or adjusted . . . . .  
 Outstanding December 31, 1950 . . . \$44,919.45

**All Prior Years Outstanding**  
 Balance January 1, 1950 . . . . . \$42,930.70  
 Collected in 1950 . . . . . 36,371.94  
 Balance December 31, 1950 . . . . . \$6,558.76

**Tax Title Liens Outstanding**  
 Balance January 1, 1950 . . . . . \$32,398.93  
 Redeemed by cash . . . . . 211.61  
 Balance December 31, 1950 . . . . . \$34,987.32

**Property Acquired by Deed or Foreclosure**  
 Balance January 1, 1950 . . . . . \$600.00  
 Sale for cash . . . . .  
 Balance December 31, 1950 . . . . . \$600.00

### CAPITAL DEBT, DECEMBER 31, 1950

**Gross Debt**  
 School debt . . . . . \$188,000.00  
 Self-liquidating debt. . . . .  
 Other capital debt . . . . . 11,000.00

**TOTAL GROSS DEBT . . . . . \$199,000.00**  
**Per Capita Gross Debt . . . . . \$46.11**

**Deductions for**  
 School debt . . . . . \$177,015.00  
 Self-liquidating debt. . . . .  
 Other capital debt . . . . .

**TOTAL DEDUCTIONS . . . . . 177,015.00**  
**NET DEBT . . . . . \$21,985.00**

**Average Assessed Valuations**  
 Real Property 1948-1949-1950 . . . \$2,950,253.00  
 Per Cent of Net Debt . . . . . 0.74

### CURRENT FINANCES DECEMBER 31, 1950

Cash . . . . . \$113,378.59  
 Taxes receivable . . . . . 51,478.21  
 Tax title liens . . . . . 34,987.32  
 Foreclosed property . . . . . 600.00  
 Accounts receivable . . . . . 546.85  
 State road aid receivable . . . . . 27,800.00  
 Emergencies and deferred charges . . . 1,500.00

**TOTAL ASSETS . . . . . \$230,290.97**

Cash liabilities . . . . . \$103,788.56  
 Reserves . . . . . 87,612.38  
 Surplus revenue . . . . . 38,890.03

**TOTAL LIABILITIES AND SURPLUS . . . . . \$230,290.97**

## BRIDGETON CITY—CUMBERLAND COUNTY

Population Census, 1950—18,385  
1940—15,992

Land Area 6.5 sq. mi.

Net Valuation Taxable \$16,183,536

### EXPENDITURES AND REQUIRED PAYMENTS FOR 1950

<b>General Government</b>	
Administrative and executive . . .	\$37,161.00
Assessment and collection of taxes	16,094.00
Finance Department . . . . .	6,955.00
<b>Protection to Persons &amp; Property</b>	
Fire . . . . .	49,470.00
Police . . . . .	75,320.00
Other . . . . .	4,360.00
<b>Streets and Roads</b>	
Repairs and maintenance . . . . .	42,235.00
Street lighting . . . . .	29,706.50
<b>Sanitation</b>	
Street cleaning . . . . .	9,050.00
Garbage and ash removal . . . . .	6,700.00
Sewers . . . . .	23,209.00
<b>Health and Charities</b>	
Health service . . . . .	9,902.00
Poor (including relief) . . . . .	16,727.00
Hospitals (aid and maintenance) . . . . .	10,000.00
Other . . . . .	.....
<b>Recreation</b>	
Beaches and boardwalks . . . . .	.....
Parks and playgrounds . . . . .	15,408.00
Other . . . . .	3,545.00
<b>Educational</b>	
(Exclusive of school districts) . . . . .	15,592.00
<b>Unclassified Purposes</b>	
(Including contingent) . . . . .	8,421.00
<b>SUB-TOTAL—Municipal functions..</b>	<b>\$379,855.50</b>

<b>Per Capita—Municipal functions . . .</b>	<b>\$20.66</b>
Capital imp'ts and capital imp't fund	\$25,240.00
<b>Debt Service</b>	
Principal payments . . . . .	\$85,000.00
Interest payments . . . . .	31,650.00
<b>Total . . . . .</b>	<b>116,650.00</b>
<b>Per Capita Debt Service . . . . .</b>	<b>\$6.34</b>
<b>Deferred Charges and Statutory Expenditures</b>	
Emergencies . . . . .	\$18,900.00
Other deferred chgs. . . . .	696.63
<b>Total . . . . .</b>	<b>19,596.63</b>

**TOTAL—Municipal expenditures . . . . . \$541,342.13**

**Required Payments for Local School, County, and Special District Taxes . . . . . 539,008.29**

**TOTAL EXPENDITURES AND REQUIRED PAYMENTS . . . . . \$1,080,350.42**

Reserve for uncollected taxes . . . . . \$133,400.00

**GRAND TOTAL—Budget . . . . . \$1,213,750.42**

### RECEIPTS AND REVENUES REALIZED IN 1950 TO MEET EXPENDITURES AND REQUIRED PAYMENTS

Miscellaneous revenue appropriated . . . . .	\$75,000.00
Miscellaneous revenues realized . . . . .	135,209.57
State aid revenues realized . . . . .	10,416.00
<b>Delinquent taxes including</b>	
liens—1950 collections . . . . .	107,221.26
Current taxes—1950 collections . . . . .	819,772.52
Emergency borrowings . . . . .	2,000.00
<b>TOTAL RECEIPTS AND REVENUES REALIZED . . . . .</b>	<b>\$1,149,619.35</b>

### CAPITAL OUTLAY—1950

Beaches and boardwalks . . . . .	.....
Buildings and equipment . . . . .	.....
Parks and playgrounds . . . . .	.....
Sewers . . . . .	.....
Streets, roads and bridges . . . . .	.....
Water supply . . . . .	.....
Other . . . . .	.....

<b>Tax rate . . . . .</b>	<b>\$5.72</b>
Local school tax rate . . . . .	2.10
County tax rate . . . . .	1.23
Local purpose tax rate . . . . .	2.39

### TAXES

Local school tax . . . . .	\$339,292.08	
County taxes . . . . .	199,716.21	
Special district taxes . . . . .	.....	
<b>Local purpose levy . . . . .</b>	<b>.....</b>	<b>\$539,008.29</b>
<b>Total tax levy (tax duplicate) ..</b>	<b>.....</b>	<b>\$932,461.42</b>

**Per Capita Total Tax Levy . . . . . \$50.72**

<b>Current</b>	
1950 taxes levied (total) . . . . .	\$945,743.30
Collected in 1950 . . . . .	819,772.52
Per cent of levy collected in 1950 . . . . .	86.68
Transferred to liens . . . . .	.....
Cancelled, abated or adjusted . . . . .	.....
Outstanding December 31, 1950 . . . . .	\$125,970.78

<b>All Prior Years Outstanding</b>	
Balance January 1, 1950 . . . . .	\$242,656.66
Collected in 1950 . . . . .	105,415.61
Balance December 31, 1950 . . . . .	\$137,241.05

<b>Tax Title Liens Outstanding</b>	
Balance January 1, 1950 . . . . .	\$6,824.79
Redeemed by cash . . . . .	1,805.65
Balance December 31, 1950 . . . . .	\$5,019.14

<b>Property Acquired by Deed or Foreclosure</b>	
Balance January 1, 1950 . . . . .	\$7,250.00
Sale for cash . . . . .	1,575.00
Balance December 31, 1950 . . . . .	\$5,675.00

### CAPITAL DEBT, DECEMBER 31, 1950

<b>Gross Debt</b>	
School debt . . . . .	\$222,000.00
Self-liquidating debt. . . . .	309,000.00
Other capital debt . . . . .	700,000.00
<b>TOTAL GROSS DEBT . . . . .</b>	<b>\$1,231,000.00</b>

**Per Capita Gross Debt . . . . . \$66.96**

<b>Deductions for</b>	
School debt . . . . .	\$222,000.00
Self-liquidating debt. . . . .	309,000.00
Other capital debt . . . . .	.....
<b>TOTAL DEDUCTIONS . . . . .</b>	<b>531,000.00</b>

**NET DEBT . . . . . \$700,000.00**

<b>Average Assessed Valuations</b>	
Real Property 1948-1949-1950 . . . . .	\$12,622,417.00
Per Cent of Net Debt . . . . .	5.54

### CURRENT FINANCES DECEMBER 31, 1950

Cash . . . . .	\$220,175.49
Taxes receivable . . . . .	263,211.83
Tax title liens . . . . .	5,019.14
Foreclosed property . . . . .	5,675.00
Accounts receivable . . . . .	43,789.68
State road aid receivable . . . . .	19,005.83
Emergencies and deferred charges . . . . .	4,444.00
<b>TOTAL ASSETS . . . . .</b>	<b>\$561,320.97</b>

Cash liabilities . . . . .	\$41,948.88
Reserves . . . . .	317,695.65
Surplus revenue . . . . .	201,676.44
<b>TOTAL LIABILITIES AND SURPLUS . . . . .</b>	<b>\$561,320.97</b>

**BRIDGEWATER TOWNSHIP—SOMERSET COUNTY**

Population Census, 1950—8,253  
1940—4,934

Land Area 37.1 sq. mi.

Net Valuation Taxable \$10,817,172

**EXPENDITURES AND RE-  
QUIRED PAYMENTS FOR 1950**

<b>General Government</b>	
Administrative and executive .....	\$30,413.62
Assessment and collection of taxes .....	20,029.50
Finance Department .....	1,125.00
<b>Protection to Persons &amp; Property</b>	
Fire .....	6,000.00
Police .....	5,870.00
Other .....	.....
<b>Streets and Roads</b>	
Repairs and maintenance .....	71,472.67
Street lighting .....	3,800.00
<b>Sanitation</b>	
Street cleaning .....	.....
Garbage and ash removal .....	.....
Sewers .....	.....
<b>Health and Charities</b>	
Health service .....	4,420.00
Poor (including relief) .....	3,250.00
Hospitals (aid and maintenance) .....	.....
Other .....	460.00
<b>Recreation</b>	
Beaches and boardwalks .....	.....
Parks and playgrounds .....	.....
Other .....	3,500.00
<b>Educational</b>	
(Exclusive of school districts) ..	.....
<b>Unclassified Purposes</b>	
(Including contingent) .....	4,500.00
<b>SUB-TOTAL—Municipal functions..</b>	<b>\$154,840.79</b>

<b>Per Capita—Municipal functions ....</b>	<b>\$18.76</b>
Capital imp'ts and capital imp't fund .....	\$36,510.00
<b>Debt Service</b>	
Principal payments .....	.....
Interest payments ..	\$300.00
Total .....	300.00
<b>Per Capita Debt Service .....</b>	<b>\$0.04</b>
<b>Deferred Charges and Statutory Expenditures</b>	
Emergencies .....	.....
Other deferred chgs. ....	\$42.00
Total .....	42.00

**TOTAL—Municipal expenditures ...** **\$191,692.79**

**Required Payments for Local School, County, and Special District Taxes .....** **447,761.12**

**TOTAL EXPENDITURES AND REQUIRED PAYMENTS .....** **\$639,453.91**

Reserve for uncollected taxes .....

**GRAND TOTAL—Budget .....** **\$693,120.82**

**RECEIPTS AND REVENUES REALIZED IN 1950 TO MEET EXPENDITURES AND REQUIRED PAYMENTS**

Surplus revenue appropriated ..	\$30,000.00
Miscellaneous revenues realized. State aid revenues realized .....	108,359.00
Delinquent taxes including	
liens—1950 collections .....	35,038.47
current taxes—1950 collections..	512,669.68
Emergency borrowings .....	.....
<b>TOTAL RECEIPTS AND REVENUES REALIZED .....</b>	<b>\$699,463.15</b>

**CAPITAL OUTLAY—1950**

Beaches and boardwalks .....	.....
Buildings and equipment .....	\$1,512.00
Parks and playgrounds .....	.....
Sewers .....	.....
Streets, roads and bridges .....	.....
Water supply .....	.....
Other .....	.....

<b>Tax rate .....</b>	<b>\$4.92</b>
Local school tax rate .....	3.11
County tax rate .....	0.93
Local purpose tax rate ....	0.88

**TAXES**

Local school tax ...	\$336,751.78	
County taxes .....	100,809.34	
Special district taxes .....	10,200.00	
Local purpose levy .....	94,017.91	\$447,761.12
Total tax levy (tax duplicate) ..		<u>\$541,779.03</u>

**Per Capita Total Tax Levy .....** **\$65.65**

**Current**

1950 taxes levied (total) .....	\$544,110.10
Collected in 1950 .....	512,669.68
Per cent of levy collected in 1950 ...	94.22
Transferred to liens .....	4,510.89
Cancelled, abated or adjusted ..	2,110.55
Outstanding December 31, 1950 ..	<u>\$24,818.98</u>

**All Prior Years Outstanding**

Balance January 1, 1950 .....	\$48,284.93
Collected in 1950 .....	35,038.47
Balance December 31, 1950 .....	<u>\$10,676.31</u>

**Tax Title Liens Outstanding**

Balance January 1, 1950 .....	\$67,687.10
Redeemed by cash .....	176.50
Balance December 31, 1950 .....	<u>\$73,461.20</u>

**Property Acquired by Deed or Foreclosure**

Balance January 1, 1950 .....	\$254,050.00
Sale for cash .....	7,550.00
Balance December 31, 1950 .....	<u>\$250,625.00</u>

**CAPITAL DEBT, DECEMBER 31, 1950**

**Gross Debt**

School debt .....	\$75,114.00
Self-liquidating debt. ....	.....
Other capital debt ..	.....
<b>TOTAL GROSS DEBT .....</b>	<b>\$75,114.00</b>
<b>Per Capita Gross Debt .....</b>	<b>\$9.10</b>

**Deductions for**

School debt .....	\$75,114.00
Self-liquidating debt. ....	.....
Other capital debt ..	.....
<b>TOTAL DEDUCTIONS .....</b>	<b>75,114.00</b>
<b>NET DEBT .....</b>	<b>.....</b>

**Average Assessed Valuations**

Real Property 1948-1949-1950.. \$7,986,230.00

**Per Cent of Net Debt .....** **.....**

**CURRENT FINANCES DECEMBER 31, 1950**

Cash .....	\$218,377.38
Taxes receivable .....	35,495.29
Tax title liens .....	73,461.20
Foreclosed property .....	250,625.00
Accounts receivable .....	34,081.69
State road aid receivable .....	20,601.81
Emergencies and deferred charges ..	162.56
<b>TOTAL ASSETS .....</b>	<b>\$632,804.93</b>
Cash liabilities .....	\$26,101.93
Reserves .....	393,663.18
Surplus revenue .....	213,039.82
<b>TOTAL LIABILITIES AND SURPLUS .....</b>	<b>\$632,804.93</b>

# BRIELLE BOROUGH—MONMOUTH COUNTY

Population Census, 1950—1,319  
1940—961

Land Area 1.8 sq. mi.

Net Valuation Taxable \$1,470,296

## EXPENDITURES AND REQUIRED PAYMENTS FOR 1950

<b>General Government</b>	
Administrative and executive .....	\$12,853.00
Assessment and collection of taxes	5,550.00
Finance Department .....	.....
<b>Protection to Persons &amp; Property</b>	
Fire .....	3,850.00
Police .....	18,700.00
Other .....	.....
<b>Streets and Roads</b>	
Repairs and maintenance .....	14,400.00
Street lighting .....	3,750.00
<b>Sanitation</b>	
Street cleaning .....	.....
Garbage and ash removal .....	8,000.00
Sewers .....	.....
<b>Health and Charities</b>	
Health service .....	925.00
Poor (including relief) .....	850.00
Hospitals (aid and maintenance) .....	.....
Other .....	.....
<b>Recreation</b>	
Beaches and boardwalks .....	.....
Parks and playgrounds .....	.....
Other .....	400.00
<b>Educational</b>	
(Exclusive of school districts) ..	250.00
<b>Unclassified Purposes</b>	
(Including contingent) .....	750.00
<b>SUB-TOTAL—Municipal functions..</b>	<b>\$70,278.00</b>

<b>Per Capita—Municipal functions .....</b>	<b>\$53.28</b>
Capital imp'ts and capital imp't fund	\$7,300.00
<b>Debt Service</b>	
Principal payments ..	.....
Interest payments ..	.....
<b>Total .....</b>	<b>.....</b>

<b>Per Capita Debt Service .....</b>	
<b>Deferred Charges and Statutory Expenditures</b>	
Emergences .....	.....
Other deferred chgs. .....	\$422.00
<b>Total .....</b>	<b>422.00</b>

**TOTAL—Municipal expenditures ... \$78,000.00**

**Required Payments for Local School, County, and Special District Taxes .....** 53,633.54

**TOTAL EXPENDITURES AND REQUIRED PAYMENTS .....** \$131,633.54

Reserve for uncollected taxes .....

**GRAND TOTAL—Budget .....** \$150,202.54

## RECEIPTS AND REVENUES REALIZED IN 1950 TO MEET EXPENDITURES AND REQUIRED PAYMENTS

Surplus revenue appropriated ..	\$14,000.00
Miscellaneous revenues realized ..	20,382.41
State aid revenues realized .....	2,663.01
<b>Delinquent taxes including</b>	
liens—1950 collections .....	10,805.30
Current taxes—1950 collections ..	97,555.44
Emergency borrowings .....	.....
<b>TOTAL RECEIPTS AND REVENUES REALIZED .....</b>	<b>\$145,406.16</b>

### CAPITAL OUTLAY—1950

Beaches and boardwalks .....	.....
Buildings and equipment .....	\$5,839.76
Parks and playgrounds .....	.....
Sewers .....	.....
Streets, roads and bridges .....	.....
Water supply .....	21,892.80
Other .....	.....

<b>Tax rate .....</b>	<b>\$7.33</b>
Local school tax rate .....	2.13
County tax rate .....	1.52
Local purpose tax rate .....	3.68

### TAXES

Local school tax ...	\$31,320.00	
County taxes .....	22,313.54	
Special district taxes .....	.....	
Local purpose levy .....	.....	\$53,633.54
<b>Total tax levy (tax duplicate) ..</b>	<b>.....</b>	<b>\$107,736.54</b>

**Per Capita Total Tax Levy .....** \$81.68

### Current

1950 taxes levied (total) .....	\$107,736.54
Collected in 1950 .....	97,555.44
Per cent of levy collected in 1950 ...	90.55
Transferred to liens .....	963.98
Cancelled, abated or adjusted .....	.....
Outstanding December 31, 1950 ..	\$9,217.12

### All Prior Years Outstanding

Balance January 1, 1950 .....	\$11,779.51
Collected in 1950 .....	10,250.98
Balance December 31, 1950 .....	\$1,528.53

### Tax Title Liens Outstanding

Balance January 1, 1950 .....	\$10,452.55
Redeemed by cash .....	554.32
Balance December 31, 1950 .....	\$10,862.21

### Property Acquired by Deed or Foreclosure

Balance January 1, 1950 .....	\$18,050.00
Sale for cash .....	2,885.00
Balance December 31, 1950 .....	\$15,400.00

### CAPITAL DEBT, DECEMBER 31, 1950

#### Gross Debt

School debt .....	.....
Self-liquidating debt. ..	\$56,000.00
Other capital debt ..	3,840.00

**TOTAL GROSS DEBT .....** \$59,840.00

**Per Capita Gross Debt .....** \$45.37

#### Deductions for

School debt .....	.....
Self-liquidating debt. ..	\$56,000.00
Other capital debt ..	.....

**TOTAL DEDUCTIONS .....** 56,000.00

**NET DEBT .....** \$3,840.00

#### Average Assessed Valuations

Real Property 1948-1949-1950 ..	\$1,361,238.00
Per Cent of Net Debt .....	0.28

### CURRENT FINANCES DECEMBER 31, 1950

Cash .....	\$31,698.64
Taxes receivable .....	10,745.65
Tax title liens .....	10,862.21
Foreclosed property .....	15,400.00
Accounts receivable .....	2,177.06
State road aid receivable .....	2,921.05
Emergencies and deferred charges ..	300.00
<b>TOTAL ASSETS .....</b>	<b>\$74,104.61</b>

Cash liabilities .....	\$10,110.06
Reserves .....	39,184.92
Surplus revenue .....	24,809.63
<b>TOTAL LIABILITIES AND SURPLUS .....</b>	<b>\$74,104.61</b>

# BRIGANTINE CITY—ATLANTIC COUNTY

Population Census, 1950—1,284      Land Area 6 31 sq. mi.      Net Valuation Taxable \$1,220,580  
 1940—403

<b>EXPENDITURES AND REQUIRED PAYMENTS FOR 1950</b>	
<b>General Government</b>	
Administrative and executive .....	\$22,191.00
Assessment and collection of taxes	11,230.00
Finance Department .....	
<b>Protection to Persons &amp; Property</b>	
Fire .....	11,656.00
Police .....	16,677.00
Other .....	
<b>Streets and Roads</b>	
Repairs and maintenance .....	18,690.00
Street lighting .....	2,319.00
<b>Sanitation</b>	
Street cleaning .....	
Garbage and ash removal .....	4,325.00
Sewers .....	10,340.00
<b>Health and Charities</b>	
Health service .....	
Poor (including relief) .....	25.00
Hospitals (aid and maintenance) .....	
Other .....	
<b>Recreation</b>	
Beaches and boardwalks .....	
Parks and playgrounds .....	
Other .....	
<b>Educational</b>	
(Exclusive of school districts) ..	144.00
<b>Unclassified Purposes</b>	
(Including contingent) .....	20,130.00
<b>SUB-TOTAL—Municipal functions..</b>	<b>\$117,727.00</b>
<b>Per Capita—Municipal functions .....</b>	<b>\$91.69</b>
Capital imp'ts and capital imp't fund	\$44,000.00
<b>Debt Service</b>	
Principal payments .	\$1,000.00
Interest payments ..	18,201.20
Total .....	19,201.20
<b>Per Capita Debt Service .....</b>	<b>\$14.95</b>
<b>Deferred Charges and Statutory Expenditures</b>	
Emergencies .....	\$23,950.00
Other deferred chgs.	2,147.19
Total .....	26,097.19
<b>TOTAL—Municipal expenditures' ..</b>	<b>\$207,025.39</b>
<b>Required Payments for Local School, County, and Special District Taxes</b>	
	\$40,477.66
<b>TOTAL EXPENDITURES AND REQUIRED PAYMENTS .....</b>	<b>\$247,503.05</b>
Reserve for uncollected taxes .....	\$28,472.70
<b>GRAND TOTAL—Budget .....</b>	<b>\$275,975.75</b>
<b>RECEIPTS AND REVENUES REALIZED IN 1950 TO MEET EXPENDITURES AND REQUIRED PAYMENTS</b>	
Surplus revenue appropriated ..	\$33,950.00
Miscellaneous revenues realized.	92,633.35
State aid revenues realized .....	5,490.00
Delinquent taxes including	
liens—1950 collections .....	9,737.05
Current taxes—1950 collections..	127,027.25
Emergency borrowings .....	
<b>TOTAL RECEIPTS AND REVENUES REALIZED .....</b>	<b>\$268,837.65</b>
<b>CAPITAL OUTLAY—1950</b>	
Beaches and boardwalks .....	
Buildings and equipment .....	\$73,000.00
Parks and playgrounds .....	788.00
Sewers .....	
Streets, roads and bridges .....	
Water supply .....	
Other .....	

<b>Tax rate .....</b>	<b>\$11.61</b>
Local school tax rate .....	1.84
County tax rate .....	1.48
Local purpose tax rate .....	8.29
<b>TAXES</b>	
Local school tax ...	\$22,430.42
County taxes .....	18,047.24
Special district taxes .....	
Local purpose levy .....	\$40,477.66
	101,147.51
<b>Total tax levy (tax duplicate) ..</b>	<b>\$141,625.17</b>
<b>Per Capita Total Tax Levy .....</b>	<b>\$110.30</b>
<b>Current</b>	
1950 taxes levied (total) .....	\$150,957.18
Collected in 1950 .....	127,027.25
Per cent of levy collected in 1950 ...	84.14
Transferred to liens .....	5,713.47
Cancelled, abated or adjusted .....	1,265.32
Outstanding December 31, 1950 ..	\$16,951.14
<b>All Prior Years Outstanding</b>	
Balance January 1, 1950 .....	\$9,196.91
Collected in 1950 .....	8,565.38
Balance December 31, 1950 .....	
<b>Tax Title Liens Outstanding</b>	
Balance January 1, 1950 .....	\$193,418.70
Redeemed by cash .....	1,171.67
Balance December 31, 1950 .....	50,156.54
<b>Property Acquired by Deed or Foreclosure</b>	
Balance January 1, 1950 .....	\$2,031,727.55
Sale for cash .....	5,546.05
Balance December 31, 1950 .....	\$2,039,802.48
<b>CAPITAL DEBT, DECEMBER 31, 1950</b>	
<b>Gross Debt</b>	
School debt .....	\$73,000.00
Self-liquidating debt.	
Other capital debt ..	917,230.00
<b>TOTAL GROSS DEBT .....</b>	<b>\$990,230.00</b>
<b>Per Capita Gross Debt .....</b>	<b>\$771.21</b>
<b>Deductions for</b>	
School debt .....	\$67,405.00
Self-liquidating debt.	
Other capital debt ..	3,500.00
<b>TOTAL DEDUCTIONS .....</b>	<b>75,905.00</b>
<b>NET DEBT .....</b>	<b>\$914,325.00</b>
<b>Average Assessed Valuations</b>	
Real Property 1948-1949-1950..	\$1,123,412.00
Per Cent of Net Debt .....	81.38
<b>CURRENT FINANCES DECEMBER 31, 1950</b>	
Cash .....	\$50,974.61
Taxes receivable .....	16,951.14
Tax title liens .....	50,156.54
Foreclosed property .....	2,039,802.48
Accounts receivable .....	739.73
State road aid receivable .....	
Emergencies and deferred charges ..	35,534.59
<b>TOTAL ASSETS .....</b>	<b>\$2,195,159.09</b>
Cash liabilities .....	\$45,597.63
Reserves .....	2,107,649.89
Surplus revenue .....	41,911.57
<b>TOTAL LIABILITIES AND SURPLUS .....</b>	<b>\$2,195,159.09</b>

# BROOKLAWN BOROUGH—CAMDEN COUNTY

Population Census, 1950—2,262  
1940—1,919

Land Area 0.53 sq. mi.

Net Valuation Taxable \$1,317,340

## EXPENDITURES AND REQUIRED PAYMENTS FOR 1950

<b>General Government</b>	
Administrative and executive .....	\$7,285.66
Assessment and collection of taxes .....	2,457.39
Finance Department .....	.....
<b>Protection to Persons &amp; Property</b>	
Fire .....	3,800.00
Police .....	7,459.75
Other .....	.....
<b>Streets and Roads</b>	
Repairs and maintenance .....	7,597.34
Street lighting .....	2,875.93
<b>Sanitation</b>	
Street cleaning .....	.....
Garbage and ash removal .....	1,983.33
Sewers .....	2,500.00
<b>Health and Charities</b>	
Health service .....	218.52
Poor (including relief) .....	.....
Hospitals (aid and maintenance) .....	.....
Other .....	.....
<b>Recreation</b>	
Beaches and boardwalks .....	.....
Parks and playgrounds .....	.....
Other .....	.....
<b>Educational</b> (Exclusive of school districts) ..	
.....	.....
<b>Unclassified Purposes</b> (Including contingent) .....	
.....	.....
<b>SUB-TOTAL—Municipal functions..</b>	<b>\$36,177.92</b>

<b>Per Capita—Municipal functions ...</b>	<b>\$15.99</b>
Capital imp'ts and capital imp't fund .....	\$13,090.00
<b>Debt Service</b>	
Principal payments .....	.....
Interest payments .....	.....
Total .....	.....
<b>Per Capita Debt Service .....</b>	
.....	.....
<b>Deferred Charges and Statutory Expenditures</b>	
Emergencies .....	.....
Other deferred chgs. ....	\$5,000.00
Total .....	5,000.00

<b>TOTAL—Municipal expenditures ...</b>	<b>\$54,267.92</b>
-----------------------------------------	--------------------

<b>Required Payments for Local School, County, and Special District Taxes .....</b>	<b>71,495.89</b>
-------------------------------------------------------------------------------------	------------------

<b>TOTAL EXPENDITURES AND REQUIRED PAYMENTS .....</b>	<b>\$125,763.81</b>
Reserve for uncollected taxes .....	\$3,100.00

<b>GRAND TOTAL—Budget .....</b>	<b>\$128,863.81</b>
---------------------------------	---------------------

## RECEIPTS AND REVENUES REALIZED IN 1950 TO MEET EXPENDITURES AND REQUIRED PAYMENTS

Surplus revenue appropriated ..	\$21,240.00
Miscellaneous revenues realized.	39,102.49
State aid revenues realized .....	2,079.06
Delinquent taxes including	.....
liens—1950 collections .....	.....
Current taxes—1950 collections..	74,260.62
Emergency borrowings .....	.....
<b>TOTAL RECEIPTS AND REVENUES REALIZED .....</b>	<b>\$136,682.17</b>

### CAPITAL OUTLAY—1950

Beaches and boardwalks .....	.....
Buildings and equipment .....	.....
Parks and playgrounds .....	.....
Sewers .....	.....
Streets, roads and bridges .....	.....
Water supply .....	.....
Other .....	.....

<b>Tax rate .....</b>	<b>\$5.76</b>
Local school tax rate .....	3.99
County tax rate .....	1.43
Local purpose tax rate ....	0.34

### TAXES

Local school tax ...	\$52,600.00	
County taxes .....	18,895.89	
Special district taxes .....	.....	
Local purpose levy .....	4,000.00	\$71,495.89
<b>Total tax levy (tax duplicate) ..</b>	<b>\$75,495.89</b>	

<b>Per Capita Total Tax Levy .....</b>	<b>\$33.38</b>
----------------------------------------	----------------

<b>Current</b>	
1950 taxes levied (total) .....	\$77,088.18
Collected in 1950 .....	74,260.62
Per cent of levy collected in 1950 ...	96.33
Transferred to liens .....	.....
Cancelled, abated or adjusted ..	.....
Outstanding December 31, 1950 ..	\$2,827.56

<b>All Prior Years Outstanding</b>	
Balance January 1, 1950 .....	\$5,511.74
Collected in 1950 .....	2,432.47
Balance December 31, 1950 .....	\$1,104.15

<b>Tax Title Liens Outstanding</b>	
Balance January 1, 1950 .....	\$23.26
Redeemed by cash .....	.....
Balance December 31, 1950 .....	.....

<b>Property Acquired by Deed or Foreclosure</b>	
Balance January 1, 1950 .....	\$94,875.00
Sale for cash .....	200.00
Balance December 31, 1950 .....	\$94,875.00

### CAPITAL DEBT, DECEMBER 31, 1950

<b>Gross Debt</b>	
School debt .....	\$49,000.00
Self-liquidating debt. ....	2,432.47
Other capital debt ..	.....
<b>TOTAL GROSS DEBT .....</b>	<b>\$49,000.00</b>
<b>Per Capita Gross Debt .....</b>	<b>\$21.66</b>

<b>Deductions for</b>	
School debt .....	\$49,000.00
Self-liquidating debt. ....	.....
Other capital debt ..	.....
<b>TOTAL DEDUCTIONS .....</b>	<b>49,000.00</b>

<b>NET DEBT .....</b>	<b>.....</b>
-----------------------	--------------

<b>Average Assessed Valuations</b>	
Real Property 1948-1949-1950..	\$1,205,832.00
<b>Per Cent of Net Debt .....</b>	<b>.....</b>

### CURRENT FINANCES DECEMBER 31, 1950

Cash .....	\$49,601.76
Taxes receivable .....	3,931.71
Tax title liens .....	.....
Foreclosed property .....	94,875.00
Accounts receivable .....	188.01
State road aid receivable .....	.....
Emergencies and deferred charges ..	.....
<b>TOTAL ASSETS .....</b>	<b>\$148,596.48</b>
Cash liabilities .....	\$34,349.77
Reserves .....	98,994.72
Surplus revenue .....	15,251.99
<b>TOTAL LIABILITIES AND SURPLUS .....</b>	<b>\$148,596.48</b>

# BUENA BOROUGH—ATLANTIC COUNTY

Population Census, 1950—2,638  
1940—

Land Area . . . sq. mi.

Net Valuation Taxable \$752,568

## EXPENDITURES AND REQUIRED PAYMENTS FOR 1950

<b>General Government</b>	
Administrative and executive . . .	\$5,502.42
Assessment and collection of taxes	2,395.09
Finance Department . . . . .	.....
<b>Protection to Persons &amp; Property</b>	
Fire . . . . .	.....
Police . . . . .	576.23
Other . . . . .	.....
<b>Streets and Roads</b>	
Repairs and maintenance . . . . .	18,231.23
Street lighting . . . . .	5,200.73
<b>Sanitation</b>	
Street cleaning . . . . .	.....
Garbage and ash removal . . . . .	.....
Sewers . . . . .	.....
<b>Health and Charities</b>	
Health service . . . . .	1,173.54
Poor (including relief) . . . . .	688.19
Hospitals (aid and maintenance) . . . . .	.....
Other . . . . .	.....
<b>Recreation</b>	
Beaches and boardwalks . . . . .	.....
Parks and playgrounds . . . . .	.....
Other . . . . .	.....
<b>Educational</b>	
(Exclusive of school districts) . . . . .	.....
<b>Unclassified Purposes</b>	
(Including contingent) . . . . .	183.20
<b>SUB-TOTAL—Municipal functions..</b>	<b>\$33,950.63</b>

<b>Per Capita—Municipal functions . . . . .</b>	<b>\$12.87</b>
Capital imp'ts and capital imp't fund	.....
<b>Debt Service</b>	
Principal payments . . . . .	\$3,000.00
Interest payments . . . . .	240.00
<b>Total . . . . .</b>	<b>\$3,240.00</b>
<b>Per Capita Debt Service . . . . .</b>	<b>\$1.23</b>
<b>Deferred Charges and Statutory Expenditures</b>	
Emergencies . . . . .	.....
Other deferred chgs. . . . .	.....
<b>Total . . . . .</b>	<b>.....</b>
<b>TOTAL—Municipal expenditures . . .</b>	<b>\$37,190.63</b>

<b>Required Payments for Local School, County, and Special District Taxes . . . . .</b>	<b>87,264.43</b>
-----------------------------------------------------------------------------------------	------------------

<b>TOTAL EXPENDITURES AND REQUIRED PAYMENTS . . . . .</b>	<b>\$124,455.06</b>
Reserve for uncollected taxes . . . . .	\$22,772.98
<b>GRAND TOTAL—Budget . . . . .</b>	<b>\$147,228.04</b>

## RECEIPTS AND REVENUES REALIZED IN 1950 TO MEET EXPENDITURES AND REQUIRED PAYMENTS

Surplus revenue appropriated . . . . .	\$22,750.00
Miscellaneous revenues realized . . . . .	19,658.86
State aid revenues realized . . . . .	4,077.70
Delinquent taxes including	.....
liens—1950 collections . . . . .	14,486.44
current taxes—1950 collections..	80,007.44
Emergency borrowings . . . . .	.....
<b>TOTAL RECEIPTS AND REVENUES REALIZED . . . . .</b>	<b>\$140,980.44</b>

### CAPITAL OUTLAY—1950

Beaches and boardwalks . . . . .	.....
Buildings and equipment . . . . .	.....
Parks and playgrounds . . . . .	.....
Sewers . . . . .	.....
Streets, roads and bridges . . . . .	.....
Water supply . . . . .	.....
Other . . . . .	.....

<b>Tax rate . . . . .</b>	<b>\$12.87</b>
Local school tax rate . . . . .	9.51
County tax rate . . . . .	1.49
Local purpose tax rate . . . . .	1.87

### TAXES

Local school tax . . . . .	\$71,579.47	
County taxes . . . . .	11,180.18	
Special district taxes . . . . .	4,504.78	
<b>Local purpose levy . . . . .</b>	<b>15,033.31</b>	<b>\$87,264.43</b>
<b>Total tax levy (tax duplicate) ..</b>	<b>\$102,297.74</b>	

<b>Per Capita Total Tax Levy . . . . .</b>	<b>\$38.79</b>
--------------------------------------------	----------------

<b>Current</b>	
1950 taxes levied (total) . . . . .	\$102,469.28
Collected in 1950 . . . . .	80,007.44
Per cent of levy collected in 1950 . . . . .	78.07
Transferred to liens . . . . .	212.17
Cancelled, abated or adjusted . . . . .	1,507.91
Outstanding December 31, 1950 ..	\$20,741.76

<b>All Prior Years Outstanding</b>	
Balance January 1, 1950 . . . . .	\$29,399.70
Collected in 1950 . . . . .	14,096.80
Balance December 31, 1950 . . . . .	\$14,318.77

<b>Tax Title Liens Outstanding</b>	
Balance January 1, 1950 . . . . .	\$2,083.33
Redeemed by cash . . . . .	389.64
Balance December 31, 1950 . . . . .	\$1,905.86

<b>Property Acquired by Deed or Foreclosure</b>	
Balance January 1, 1950 . . . . .	.....
Sale for cash . . . . .	.....
Balance December 31, 1950 . . . . .	.....

### CAPITAL DEBT, DECEMBER 31, 1950

<b>Gross Debt</b>	
School debt . . . . .	\$29,416.00
Self-liquidating debt . . . . .	.....
Other capital debt . . . . .	6,000.00
<b>TOTAL GROSS DEBT . . . . .</b>	<b>\$35,416.00</b>
<b>Per Capita Gross Debt . . . . .</b>	<b>\$13.43</b>

<b>Deductions for</b>	
School debt . . . . .	\$29,416.00
Self-liquidating debt . . . . .	.....
Other capital debt . . . . .	.....
<b>TOTAL DEDUCTIONS . . . . .</b>	<b>29,416.00</b>
<b>NET DEBT . . . . .</b>	<b>\$6,000.00</b>

<b>Average Assessed Valuations</b>	
Real Property 1948-1949-1950..	\$698,195.00
<b>Per Cent of Net Debt . . . . .</b>	<b>0.85</b>

### CURRENT FINANCES DECEMBER 31, 1950

Cash . . . . .	\$25,013.78
Taxes receivable . . . . .	35,060.53
Tax title liens . . . . .	1,905.86
Foreclosed property . . . . .	.....
Accounts receivable . . . . .	560.22
State road aid receivable . . . . .	.....
Emergencies and deferred charges ..	.....
<b>TOTAL ASSETS . . . . .</b>	<b>\$62,540.39</b>

Cash liabilities . . . . .	\$1,124.18
Reserves . . . . .	37,526.61
Surplus revenue . . . . .	23,889.60

<b>TOTAL LIABILITIES AND SURPLUS . . . . .</b>	<b>\$62,540.39</b>
------------------------------------------------	--------------------

## BUENA VISTA TOWNSHIP—ATLANTIC COUNTY

Population Census, 1950—2,119      Land Area . . . . sq. mi.      Net Valuation Taxable \$643,113  
 1940—4,067

<b>EXPENDITURES AND RE-REQUIRED PAYMENTS FOR 1950</b>	
<b>General Government</b>	
Administrative and executive . . . . .	\$8,198.14
Assessment and collection of taxes . . . . .	3,802.12
Finance Department . . . . .	. . . . .
<b>Protection to Persons &amp; Property</b>	
Fire . . . . .	. . . . .
Police . . . . .	493.59
Other . . . . .	. . . . .
<b>Streets and Roads</b>	
Repairs and maintenance . . . . .	18,125.49
Street lighting . . . . .	3,746.28
<b>Sanitation</b>	
Street cleaning . . . . .	. . . . .
Garbage and ash removal . . . . .	. . . . .
Sewers . . . . .	. . . . .
<b>Health and Charities</b>	
Health service . . . . .	697.39
Poor (including relief) . . . . .	2,619.14
Hospitals (aid and maintenance) . . . . .	. . . . .
Other . . . . .	. . . . .
<b>Recreation</b>	
Beaches and boardwalks . . . . .	. . . . .
Parks and playgrounds . . . . .	. . . . .
Other . . . . .	. . . . .
<b>Educational</b>	
(Exclusive of school districts) . . . . .	. . . . .
<b>Unclassified Purposes</b>	
(Including contingent) . . . . .	49.25
<b>SUB-TOTAL—Municipal functions..</b>	<b>\$37,731.40</b>

<b>Per Capita—Municipal functions . . . . .</b>	<b>\$17.81</b>
Capital imp'ts and capital imp't fund	\$1,511.11
<b>Debt Service</b>	
Principal payments . . . . .	. . . . .
Interest payments . . . . .	. . . . .
Total . . . . .	. . . . .
<b>Per Capita Debt Service . . . . .</b>	
<b>Deferred Charges and Statutory Expenditures</b>	
Emergencies . . . . .	\$158.76
Other deferred chgs. . . . .	. . . . .
Total . . . . .	158.76

<b>TOTAL—Municipal expenditures . . . . .</b>	<b>\$39,401.27</b>
<b>Required Payments for Local School, County, and Special District Taxes . . . . .</b>	
	72,945.99
<b>TOTAL EXPENDITURES AND REQUIRED PAYMENTS . . . . .</b>	<b>\$112,347.26</b>
Reserve for uncollected taxes . . . . .	\$25,837.52
<b>GRAND TOTAL—Budget . . . . .</b>	<b>\$138,184.78</b>

<b>RECEIPTS AND REVENUES REALIZED IN 1950 TO MEET EXPENDITURES AND RE-REQUIRED PAYMENTS</b>	
Surplus revenue appropriated . . . . .	\$20,000.00
Miscellaneous revenues realized . . . . .	22,944.31
State aid revenues realized . . . . .	8,975.81
<b>Delinquent taxes including</b>	
liens—1950 collections . . . . .	11,373.42
Current taxes—1950 collections..	62,665.97
Emergency borrowings . . . . .	. . . . .
<b>TOTAL RECEIPTS AND REVENUES REALIZED . . . . .</b>	<b>\$125,959.51</b>

<b>CAPITAL OUTLAY—1950</b>	
Benches and boardwalks . . . . .	. . . . .
Buildings and equipment . . . . .	\$12,171.12
Parks and playgrounds . . . . .	. . . . .
Sewers . . . . .	. . . . .
Streets, roads and bridges . . . . .	. . . . .
Water supply . . . . .	. . . . .
Other . . . . .	. . . . .

<b>Tax rate . . . . .</b>	<b>\$12.82</b>
Local school tax rate . . . . .	9.30
County tax rate . . . . .	1.49
Local purpose tax rate . . . . .	2.03

<b>TAXES</b>	
Local school tax . . . . .	\$59,820.53
County taxes . . . . .	9,587.54
Special district taxes . . . . .	3,537.92
Local purpose levy . . . . .	\$72,945.99
	13,038.06
<b>Total tax levy (tax duplicate) ..</b>	<b>\$85,984.05</b>
<b>Per Capita Total Tax Levy . . . . . \$40.58</b>	
<b>Current</b>	
1950 taxes levied (total) . . . . .	\$86,971.85
Collected in 1950 . . . . .	62,665.97
Per cent of levy collected in 1950 . . . . .	72.05
Transferred to liens . . . . .	4,462.93
Cancelled, abated or adjusted . . . . .	1,833.04
Outstanding December 31, 1950 . . . . .	\$18,009.91

<b>All Prior Years Outstanding</b>	
Balance January 1, 1950 . . . . .	\$34,400.65
Collected in 1950 . . . . .	10,107.80
Balance December 31, 1950 . . . . .	\$22,788.92

<b>Tax Title Liens Outstanding</b>	
Balance January 1, 1950 . . . . .	\$110,541.90
Redeemed by cash . . . . .	1,265.62
Balance December 31, 1950 . . . . .	\$111,496.39

<b>Property Acquired by Deed or Foreclosure</b>	
Balance January 1, 1950 . . . . .	\$10,100.91
Sale for cash . . . . .	120.37
Balance December 31, 1950 . . . . .	\$10,065.19

### CAPITAL DEBT, DECEMBER 31, 1950

<b>Gross Debt</b>	
School debt . . . . .	\$24,584.00
Self-liquidating debt. . . . .	. . . . .
Other capital debt . . . . .	11,575.00

**TOTAL GROSS DEBT . . . . . \$36,159.00**

**Per Capita Gross Debt . . . . . \$17.06**

<b>Deductions for</b>	
School debt . . . . .	\$24,584.00
Self-liquidating debt. . . . .	. . . . .
Other capital debt . . . . .	. . . . .

**TOTAL DEDUCTIONS . . . . . 24,584.00**

**NET DEBT . . . . . \$11,575.00**

<b>Average Assessed Valuations</b>	
Real Property 1948-1949-1950..	\$590,320.00
Per Cent of Net Debt . . . . .	1.96

### CURRENT FINANCES DECEMBER 31, 1950

Cash . . . . .	\$24,085.14
Taxes receivable . . . . .	40,798.83
Tax title liens . . . . .	111,496.39
Foreclosed property . . . . .	10,065.19
Accounts receivable . . . . .	43.84
State road aid receivable . . . . .	3,257.95
Emergencies and deferred charges . . . . .	. . . . .
<b>TOTAL ASSETS . . . . .</b>	<b>\$189,747.34</b>

Cash liabilities . . . . .	\$2,554.64
Reserves . . . . .	162,404.25
Surplus revenue . . . . .	24,788.45

**TOTAL LIABILITIES AND SURPLUS . . . . . \$189,747.34**

# BURLINGTON CITY—BURLINGTON COUNTY

Population Census, 1950—12,083  
1940—10,905

Land Area 3.06 sq. mi.

Net Valuation Taxable \$7,098,589

<b>EXPENDITURES AND RE-REQUIRED PAYMENTS FOR 1950</b>	
<b>General Government</b>	
Administrative and executive .....	\$82,550.00
Assessment and collection of taxes .....	24,400.00
Finance Department .....	7,850.00
<b>Protection to Persons &amp; Property</b>	
Fire .....	20,280.00
Police .....	92,840.00
Other .....	.....
<b>Streets and Roads</b>	
Repairs and maintenance .....	81,500.00
Street lighting .....	22,000.00
<b>Sanitation</b>	
Street cleaning .....	.....
Garbage and ash removal .....	1,000.00
Sewers .....	.....
<b>Health and Charities</b>	
Health service .....	7,900.00
Poor (including relief) .....	24,650.00
Hospitals (aid and maintenance) .....	.....
Other .....	.....
<b>Recreation</b>	
Beaches and boardwalks .....	.....
Parks and playgrounds .....	12,100.00
Other .....	8,500.00
<b>Educational</b>	
(Exclusive of school districts) ..	2,000.00
<b>Unclassified Purposes</b>	
(Including contingent) .....	92,307.35
<b>SUB-TOTAL—Municipal functions..</b>	<b>\$479,877.35</b>
<b>Per Capita—Municipal functions ...</b>	
Capital imp'ts and capital imp't fund .....	\$39.72
<b>Debt Service</b>	\$215,000.00
Principal payments ..	\$58,000.00
Interest payments ..	15,000.00
<b>Total .....</b>	<b>73,000.00</b>
<b>Per Capita Debt Service .....</b>	<b>\$6.04</b>
<b>Deferred Charges and Statutory Expenditures</b>	
Emergencies .....	\$1,200.00
Other deferred chgs. ..	147,764.82
<b>Total .....</b>	<b>148,964.82</b>
<b>TOTAL—Municipal expenditures ..</b>	<b>\$916,842.17</b>
<b>Required Payments for Local School, County, and Special District Taxes .....</b>	
	<b>283,694.83</b>
<b>TOTAL EXPENDITURES AND REQUIRED PAYMENTS .....</b>	<b>\$1,200,537.00</b>
Reserve for uncollected taxes .....	\$29,421.79
<b>GRAND TOTAL—Budget .....</b>	<b>\$1,229,958.79</b>
<b>RECEIPTS AND REVENUES REALIZED IN 1950 TO MEET EXPENDITURES AND RE-REQUIRED PAYMENTS</b>	
Surplus revenue appropriated ..	\$259,000.00
Miscellaneous revenues realized. ..	752,726.12
State aid revenues realized .....	9,405.53
<b>Delinquent taxes including</b>	
liens—1950 collections .....	23,590.17
current taxes—1950 collections..	330,555.73
Emergency borrowings .....	.....
<b>TOTAL RECEIPTS AND REVENUES REALIZED .....</b>	<b>\$1,375,277.55</b>

**CAPITAL OUTLAY—1950**

Beaches and boardwalks .....	.....
Buildings and equipment .....	\$605,921.16
Parks and playgrounds .....	1,041.78
Sewers .....	.....
Streets, roads and bridges .....	17,949.56
Water supply .....	.....
Other .....	10,328.50

<b>Tax rate .....</b>	<b>\$4.96</b>
Local school tax rate .....	2.04
County tax rate .....	1.95
Local purpose tax rate .....	0.97

**TAXES**

Local school tax ...	\$145,039.34
County taxes .....	138,655.49
Special district taxes .....	.....
<b>Local purpose levy .....</b>	<b>\$283,694.83</b>
<b>Total tax levy (tax duplicate) ..</b>	<b>\$352,563.83</b>

**Per Capita Total Tax Levy .....** **\$29.18**

<b>Current</b>	
1950 taxes levied (total) .....	\$355,504.12
Collected in 1950 .....	330,555.73
Per cent of levy collected in 1950 ...	92.98
Transferred to liens .....	427.07
Cancelled, abated or adjusted ..	648.28
Outstanding December 31, 1950 ..	\$23,873.04

<b>All Prior Years Outstanding</b>	
Balance January 1, 1950 .....	\$22,604.85
Collected in 1950 .....	22,451.34
Balance December 31, 1950 .....	.....

<b>Tax Title Liens Outstanding</b>	
Balance January 1, 1950 .....	\$9,966.65
Redeemed by cash .....	1,138.83
Balance December 31, 1950 .....	\$11,097.46

<b>Property Acquired by Deed or Foreclosure</b>	
Balance January 1, 1950 .....	\$21,992.31
Sale for cash .....	2,650.00
Balance December 31, 1950 .....	\$23,687.31

**CAPITAL DEBT, DECEMBER 31, 1950**

<b>Gross Debt</b>	
School debt .....	\$628,000.00
Self-liquidating debt. ..	38,000.00
Other capital debt ..	110,000.00

**TOTAL GROSS DEBT .....** **\$776,000.00**  
**Per Capita Gross Debt .....** **\$64.22**

<b>Deductions for</b>	
School debt .....	\$585,281.00
Self-liquidating debt. ..	38,000.00
Other capital debt ..	.....

**TOTAL DEDUCTIONS .....** **623,281.00**

**NET DEBT .....** **\$152,719.00**

<b>Average Assessed Valuations</b>	
Real Property 1948-1949-1950..	\$7,272,476.00
<b>Per Cent of Net Debt .....</b>	<b>2.09</b>

**CURRENT FINANCES DECEMBER 31, 1950**

Cash .....	\$752,268.69
Taxes receivable .....	23,873.04
Tax title liens .....	11,097.46
Foreclosed property .....	23,687.31
Accounts receivable .....	5,767.68
State road aid receivable .....	.....
Emergencies and deferred charges ..	5,040.35

**TOTAL ASSETS .....** **\$821,734.53**

Cash liabilities .....	\$186,851.77
Reserves .....	64,425.49
Surplus revenue .....	570,457.27

**TOTAL LIABILITIES AND SURPLUS .....** **\$821,734.53**

# BURLINGTON TOWNSHIP—BURLINGTON COUNTY

Population Census, 1950—3,456  
1940—2,520

Land Area 14.76 sq. mi.

Net Valuation Taxable \$1,926,285

## EXPENDITURES AND REQUIRED PAYMENTS FOR 1950

<b>General Government</b>	
Administrative and executive . . . . .	\$7,860.00
Assessment and collection of taxes . . . . .	4,400.00
Finance Department . . . . .	830.00
<b>Protection to Persons &amp; Property</b>	
Fire . . . . .	3,800.00
Police . . . . .	6,290.00
Other . . . . .	100.00
<b>Streets and Roads</b>	
Repairs and maintenance . . . . .	20,890.00
Street lighting . . . . .	100.00
<b>Sanitation</b>	
Street cleaning . . . . .	.....
Garbage and ash removal . . . . .	.....
Sewers . . . . .	.....
<b>Health and Charities</b>	
Health service . . . . .	350.00
Poor (including relief) . . . . .	625.00
Hospitals (aid and maintenance) . . . . .	.....
Other . . . . .	.....
<b>Recreation</b>	
Beaches and boardwalks . . . . .	.....
Parks and playgrounds . . . . .	2,000.00
Other . . . . .	.....
<b>Educational</b>	
(Exclusive of school districts) . . . . .	.....
<b>Unclassified Purposes</b>	
(Including contingent) . . . . .	1,825.00
<b>SUB-TOTAL—Municipal functions..</b>	<b>\$48,970.00</b>

<b>Per Capita—Municipal functions . . . . .</b>	<b>\$14.17</b>
Capital imp'ts and capital imp't fund	\$17,700.00
<b>Debt Service</b>	
Principal payments . . . . .	\$1,500.00
Interest payments . . . . .	1,255.00
<b>Total . . . . .</b>	<b>2,755.00</b>
<b>Per Capita Debt Service . . . . .</b>	<b>\$0.80</b>
<b>Deferred Charges and Statutory Expenditures</b>	
Emergencies . . . . .	.....
Other deferred chgs. . . . .	\$500.00
<b>Total . . . . .</b>	<b>500.00</b>

**TOTAL—Municipal expenditures . . . . .** \$69,925.00

**Required Payments for Local School, County, and Special District Taxes . . . . .** 126,592.79

**TOTAL EXPENDITURES AND REQUIRED PAYMENTS . . . . .** \$196,517.79

Reserve for uncollected taxes . . . . . \$18,225.30

**GRAND TOTAL—Budget . . . . .** \$214,743.09

## RECEIPTS AND REVENUES REALIZED IN 1950 TO MEET EXPENDITURES AND REQUIRED PAYMENTS

Surplus revenue appropriated . . . . .	\$21,000.00
Miscellaneous revenues realized . . . . .	58,868.60
State aid revenues realized . . . . .	6,247.00
<b>Delinquent taxes including</b>	
liens—1950 collections . . . . .	11,109.40
Current taxes—1950 collections . . . . .	115,293.10
Emergency borrowings . . . . .	.....
<b>TOTAL RECEIPTS AND REVENUES REALIZED . . . . .</b>	<b>\$212,518.10</b>

## CAPITAL OUTLAY—1950

Beaches and boardwalks . . . . .	.....
Buildings and equipment . . . . .	.....
Parks and playgrounds . . . . .	.....
Sewers . . . . .	.....
Streets, roads and bridges . . . . .	.....
Water supply . . . . .	\$15.00
Other . . . . .	.....

<b>Tax rate . . . . .</b>	<b>\$6.32</b>
Local school tax rate . . . . .	4.36
County tax rate . . . . .	1.96
Local purpose tax rate . . . . .	.....

## TAXES

Local school tax . . . . .	\$83,702.00	
County taxes . . . . .	37,664.71	
Special district taxes . . . . .	5,226.08	
<b>Local purpose levy . . . . .</b>	<b>.....</b>	<b>\$126,592.79</b>
<b>Total tax levy (tax duplicate) . . . . .</b>	<b>.....</b>	<b>\$126,592.79</b>

**Per Capita Total Tax Levy . . . . .** \$36.63

<b>Current</b>	
1950 taxes levied (total) . . . . .	\$129,754.55
Collected in 1950 . . . . .	115,293.10
Per cent of levy collected in 1950 . . . . .	88.85
Transferred to liens . . . . .	1,738.41
Cancelled, abated or adjusted . . . . .	31.60
Outstanding December 31, 1950 . . . . .	\$12,691.44

<b>All Prior Years Outstanding</b>	
Balance January 1, 1950 . . . . .	\$12,349.89
Collected in 1950 . . . . .	11,055.67
Balance December 31, 1950 . . . . .	\$478.23

<b>Tax Title Liens Outstanding</b>	
Balance January 1, 1950 . . . . .	\$4,085.23
Redeemed by cash . . . . .	53.73
Balance December 31, 1950 . . . . .	\$5,963.18

<b>Property Acquired by Deed or Foreclosure</b>	
Balance January 1, 1950 . . . . .	\$12,650.00
Sale for cash . . . . .	1,825.00
Balance December 31, 1950 . . . . .	\$12,950.00

## CAPITAL DEBT, DECEMBER 31, 1950

<b>Gross Debt</b>	
School debt . . . . .	\$12,000.00
Self-liquidating debt . . . . .	.....
Other capital debt . . . . .	32,000.00

**TOTAL GROSS DEBT . . . . .** \$44,000.00  
**Per Capita Gross Debt . . . . .** \$12.73

<b>Deductions for</b>	
School debt . . . . .	\$12,000.00
Self-liquidating debt . . . . .	.....
Other capital debt . . . . .	17,966.00

**TOTAL DEDUCTIONS . . . . .** 29,966.00  
**NET DEBT . . . . .** \$14,034.00

<b>Average Assessed Valuations</b>	
Real Property 1948-1949-1950 . . . . .	\$1,656,663.00
Per Cent of Net Debt . . . . .	0.84

## CURRENT FINANCES DECEMBER 31, 1950

Cash . . . . .	\$68,837.64
Taxes receivable . . . . .	13,169.67
Tax title liens . . . . .	5,963.18
Foreclosed property . . . . .	12,950.00
Accounts receivable . . . . .	1,429.61
State road aid receivable . . . . .	5,112.01
Emergencies and deferred charges . . . . .	1,000.00
<b>TOTAL ASSETS . . . . .</b>	<b>\$108,462.11</b>

Cash liabilities . . . . .	\$23,536.94
Reserves . . . . .	33,512.46
Surplus revenue . . . . .	51,412.71
<b>TOTAL LIABILITIES AND SURPLUS . . . . .</b>	<b>\$108,462.11</b>

## BUTLER BOROUGH—MORRIS COUNTY

Population Census, 1950—4,063      Land Area 1.8 sq. mi.      Net Valuation Taxable \$3,560,301  
 1940—3,351

<b>EXPENDITURES AND RE-</b>	
<b>QUIRED PAYMENTS FOR 1950</b>	
<b>General Government</b>	
Administrative and executive .....	\$14,060.00
Assessment and collection of taxes	3,950.00
Finance Department .....	.....
<b>Protection to Persons &amp; Property</b>	
Fire .....	9,850.00
Police .....	17,000.00
Other .....	.....
<b>Streets and Roads</b>	
Repairs and maintenance .....	21,237.78
Street lighting .....	6,000.00
<b>Sanitation</b>	
Street cleaning .....	.....
Garbage and ash removal .....	4,300.00
Sewers .....	16,000.00
<b>Health and Charities</b>	
Health service .....	2,300.00
Poor (including relief) .....	600.00
Hospitals (aid and maintenance) ..	.....
Other .....	.....
<b>Recreation</b>	
Beaches and boardwalks .....	.....
Parks and playgrounds .....	.....
Other .....	900.00
<b>Educational</b>	
(Exclusive of school districts) ..	700.00
<b>Unclassified Purposes</b>	
(Including contingent) .....	2,853.00
<b>SUB-TOTAL—Municipal functions..</b>	<b>\$99,750.78</b>

<b>Per Capita—Municipal functions ...</b>	<b>\$24.55</b>
Capital imp'ts and capital imp't fund	\$5,690.00
<b>Debt Service</b>	
Principal payments .	\$33,000.00
Interest payments ..	10,291.50
<b>Total .....</b>	<b>43,291.50</b>
<b>Per Capita Debt Service .....</b>	<b>\$10.66</b>
<b>Deferred Charges and Statutory Expenditures</b>	
Emergencies .....	.....
Other deferred chgs.	\$7,039.34
<b>Total .....</b>	<b>7,039.34</b>
<b>TOTAL—Municipal expenditures ...</b>	<b>\$155,771.62</b>

<b>Required Payments for Local School, County, and Special District Taxes .....</b>	<b>147,021.59</b>
-------------------------------------------------------------------------------------	-------------------

<b>TOTAL EXPENDITURES AND REQUIRED PAYMENTS .....</b>	<b>\$302,793.21</b>
Reserve for uncollected taxes .....	\$34,141.76
<b>GRAND TOTAL—Budget .....</b>	<b>\$336,934.97</b>

<b>RECEIPTS AND REVENUES REALIZED IN 1950 TO MEET EXPENDITURES AND REQUIRED PAYMENTS</b>	
Surplus revenue appropriated ..	\$20,000.00
Miscellaneous revenues realized.	84,977.12
State aid revenues realized .....	3,062.21
Delinquent taxes including	.....
liens—1950 collections .....	17,384.77
Current taxes—1950 collections..	205,489.73
Emergency borrowings .....	.....
<b>TOTAL RECEIPTS AND REVENUES REALIZED .....</b>	<b>\$330,913.83</b>

<b>CAPITAL OUTLAY—1950</b>	
Beaches and boardwalks .....	.....
Buildings and equipment .....	.....
Parks and playgrounds .....	.....
Sewers .....	.....
Streets, roads and bridges .....	.....
Water supply .....	.....
Other .....	\$34,989.11

<b>Tax rate .....</b>	<b>\$6.16</b>
Local school tax rate .....	3.12
County tax rate .....	1.00
Local purpose tax rate .....	2.04

**TAXES**

Local school tax ...	\$111,176.11	
County taxes .....	35,845.48	
Special district taxes .....	.....	
Local purpose levy .....	.....	\$147,021.59
		72,460.38
<b>Total tax levy (tax duplicate) ..</b>		<b>\$219,481.97</b>

<b>Per Capita Total Tax Levy .....</b>	<b>\$54.02</b>
----------------------------------------	----------------

<b>Current</b>	
1950 taxes levied (total) .....	\$221,047.29
Collected in 1950 .....	205,489.73
Per cent of levy collected in 1950 ...	92.96
Transferred to liens .....	604.83
Cancelled, abated or adjusted .....	120.12
Outstanding December 31, 1950 ..	\$14,832.61

<b>All Prior Years Outstanding</b>	
Balance January 1, 1950 .....	\$21,500.50
Collected in 1950 .....	17,216.04
Balance December 31, 1950 .....	\$4,120.68

<b>Tax Title Liens Outstanding</b>	
Balance January 1, 1950 .....	\$6,597.33
Redeemed by cash .....	168.73
Balance December 31, 1950 .....	\$7,033.43

<b>Property Acquired by Deed or Foreclosure</b>	
Balance January 1, 1950 .....	\$500.00
Sale for cash .....	.....
Balance December 31, 1950 .....	\$500.00

**CAPITAL DEBT, DECEMBER 31, 1950**

<b>Gross Debt</b>	
School debt .....	\$31,000.00
Self-liquidating debt.	311,600.00
Other capital debt ..	130,000.00
<b>TOTAL GROSS DEBT .....</b>	<b>\$472,600.00</b>
<b>Per Capita Gross Debt .....</b>	<b>\$116.32</b>

<b>Deductions for</b>	
School debt .....	\$31,000.00
Self-liquidating debt.	311,600.00
Other capital debt ..	.....
<b>TOTAL DEDUCTIONS .....</b>	<b>342,600.00</b>
<b>NET DEBT .....</b>	<b>\$130,000.00</b>

<b>Average Assessed Valuations</b>	
Real Property 1948-1949-1950..	\$2,901,015.00
<b>Per Cent of Net Debt .....</b>	<b>4.48</b>

**CURRENT FINANCES DECEMBER 31, 1950**

Cash .....	\$64,554.83
Taxes receivable .....	18,953.29
Tax title liens .....	7,033.43
Foreclosed property .....	500.00
Accounts receivable .....	4,188.83
State road aid receivable .....	1,023.85
Emergencies and deferred charges ..	.....
<b>TOTAL ASSETS .....</b>	<b>\$96,254.23</b>
Cash liabilities .....	\$8,185.17
Reserves .....	30,675.55
Surplus revenue .....	57,393.51
<b>TOTAL LIABILITIES AND SURPLUS .....</b>	<b>\$96,254.23</b>

**BYRAM TOWNSHIP—SUSSEX COUNTY**

Population Census, 1950—756  
1940—373

Land Area 20.6 sq. mi.

Net Valuation Taxable \$1,222,817

<b>EXPENDITURES AND REQUIRED PAYMENTS FOR 1950</b>	
<b>General Government</b>	
Administrative and executive .....	\$4,400.00
Assessment and collection of taxes .....	2,300.00
Finance Department .....	300.00
<b>Protection to Persons &amp; Property</b>	
Fire .....	1,150.00
Police .....	1,175.00
Other .....	.....
<b>Streets and Roads</b>	
Repairs and maintenance .....	13,472.22
Street lighting .....	1,100.00
<b>Sanitation</b>	
Street cleaning .....	.....
Garbage and ash removal .....	.....
Sewers .....	.....
<b>Health and Charities</b>	
Health service .....	150.00
Poor (including relief) .....	320.00
Hospitals (aid and maintenance) .....	200.00
Other .....	275.00
<b>Recreation</b>	
Beaches and boardwalks .....	.....
Parks and playgrounds .....	.....
Other .....	.....
<b>Educational</b>	
(Exclusive of school districts) ..	.....
<b>Unclassified Purposes</b>	
(Including contingent) .....	.....
<b>SUB-TOTAL—Municipal functions..</b>	<b>\$24,842.22</b>

<b>Per Capita—Municipal functions .....</b>	<b>\$32.86</b>
Capital imp'ts and capital imp't fund .....	\$5,548.00
<b>Debt Service</b>	
Principal payments ..	.....
Interest payments ..	.....
<b>Total .....</b>	<b>.....</b>
<b>Per Capita Debt Service .....</b>	
<b>Deferred Charges and Statutory Expenditures</b>	
Emergencies .....	.....
Other deferred chgs. .....	\$5,189.50
<b>Total .....</b>	<b>5,189.50</b>

<b>TOTAL—Municipal expenditures ...</b>	<b>\$35,579.72</b>
-----------------------------------------	--------------------

<b>Required Payments for Local School, County, and Special District Taxes .....</b>	<b>44,804.82</b>
-------------------------------------------------------------------------------------	------------------

<b>TOTAL EXPENDITURES AND REQUIRED PAYMENTS .....</b>	<b>\$80,384.54</b>
-------------------------------------------------------	--------------------

Reserve for uncollected taxes .....	\$17,487.14
<b>GRAND TOTAL—Budget .....</b>	<b>\$97,871.68</b>

<b>RECEIPTS AND REVENUES REALIZED IN 1950 TO MEET EXPENDITURES AND REQUIRED PAYMENTS</b>	
Surplus revenue appropriated ..	\$6,000.00
Miscellaneous revenues realized ..	11,867.13
State aid revenues realized .....	7,665.00
<b>Delinquent taxes including</b>	
Liens—1950 collections .....	13,501.79
Current taxes—1950 collections ..	52,853.91
Emergency borrowings .....	.....
<b>TOTAL RECEIPTS AND REVENUES REALIZED .....</b>	<b>\$91,887.83</b>

<b>CAPITAL OUTLAY—1950</b>	
Beaches and boardwalks .....	.....
Buildings and equipment .....	.....
Parks and playgrounds .....	.....
Sewers .....	.....
Streets, roads and bridges .....	.....
Water supply .....	.....
Other .....	.....

<b>Tax rate .....</b>	<b>\$5.52</b>
Local school tax rate .....	1.95
County tax rate .....	1.71
Local purpose tax rate .....	1.86

<b>TAXES</b>	
Local school tax ...	\$23,844.32
County taxes .....	20,960.50
Special district taxes .....	.....
<b>Local purpose levy .....</b>	<b>22,655.47</b>
<b>Total tax levy (tax duplicate) ..</b>	<b>\$67,460.29</b>

<b>Per Capita Total Tax Levy .....</b>	<b>\$89.23</b>
----------------------------------------	----------------

<b>Current</b>	
1950 taxes levied (total) .....	\$67,563.05
Collected in 1950 .....	52,853.91
Per cent of levy collected in 1950 ..	78.22
Transferred to liens .....	.....
Cancelled, abated or adjusted ..	346.22
Outstanding December 31, 1950 ..	\$14,362.92

<b>All Prior Years Outstanding</b>	
Balance January 1, 1950 .....	\$12,904.27
Collected in 1950 .....	12,533.99
Balance December 31, 1950 .....	\$100.02

<b>Tax Title Liens Outstanding</b>	
Balance January 1, 1950 .....	\$10,621.06
Redeemed by cash .....	967.80
Balance December 31, 1950 .....	\$9,642.82

<b>Property Acquired by Deed or Foreclosure</b>	
Balance January 1, 1950 .....	.....
Sale for cash .....	.....
Balance December 31, 1950 .....	.....

<b>CAPITAL DEBT, DECEMBER 31, 1950</b>	
<b>Gross Debt</b>	
School debt .....	\$3,000.00
Self-liquidating debt ..	.....
Other capital debt ..	.....
<b>TOTAL GROSS DEBT .....</b>	<b>\$3,000.00</b>
<b>Per Capita Gross Debt .....</b>	<b>\$3.97</b>

<b>Deductions for</b>	
School debt .....	\$3,000.00
Self-liquidating debt ..	.....
Other capital debt ..	.....
<b>TOTAL DEDUCTIONS .....</b>	<b>3,000.00</b>
<b>NET DEBT .....</b>	<b>.....</b>

<b>Average Assessed Valuations</b>	
Real Property 1948-1949-1950 ..	\$1,166,804.00
<b>Per Cent of Net Debt .....</b>	<b>.....</b>

<b>CURRENT FINANCES DECEMBER 31, 1950</b>	
Cash .....	\$27,917.95
Taxes receivable .....	14,462.94
Tax title liens .....	9,642.82
Foreclosed property .....	.....
Accounts receivable .....	35.01
State road aid receivable ..	5,111.20
Emergencies and deferred charges ..	.....
<b>TOTAL ASSETS .....</b>	<b>\$57,169.92</b>
Cash liabilities .....	\$8,375.02
Reserves .....	24,140.77
Surplus revenue .....	24,654.13
<b>TOTAL LIABILITIES AND SURPLUS .....</b>	<b>\$57,169.92</b>

**CALDWELL BOROUGH—ESSEX COUNTY**

Population Census, 1950—6,222  
1940—4,932

Land Area 1.2 sq. mi.

Net Valuation Taxable \$10,407,720

**EXPENDITURES AND REQUIRED PAYMENTS FOR 1950**

<b>General Government</b>	
Administrative and executive .....	\$34,328.69
Assessment and collection of taxes .....	7,642.20
Finance Department .....	1,598.06
<b>Protection to Persons &amp; Property</b>	
Fire .....	8,825.41
Police .....	61,887.66
Other .....	.....
<b>Streets and Roads</b>	
Repairs and maintenance .....	21,076.87
Street lighting .....	9,309.55
<b>Sanitation</b>	
Street cleaning .....	2,803.48
Garbage and ash removal .....	17,428.27
Sewers .....	16,247.00
<b>Health and Charities</b>	
Health service .....	5,919.84
Poor (including relief) .....	8,962.10
Hospitals (aid and maintenance) .....	.....
Other .....	.....
<b>Recreation</b>	
Beaches and boardwalks .....	.....
Parks and playgrounds .....	.....
Other .....	7,000.00
<b>Educational</b>	
(Exclusive of school districts) ..	15,207.73
<b>Unclassified Purposes</b>	
(Including contingent) .....	6,774.72
<b>SUB-TOTAL—Municipal functions..</b>	<b>\$225,011.59</b>

<b>Per Capita—Municipal functions ....</b>	<b>\$36.16</b>
Capital imp'ts and capital imp't fund .....	\$18,616.82
<b>Debt Service</b>	
Principal payments .	\$12,000.00
Interest payments ..	4,452.50
Total .....	16,452.50
<b>Per Capita Debt Service .....</b>	<b>\$2.64</b>
<b>Deferred Charges and Statutory Expenditures</b>	
Emergencies .....	.....
Other deferred chgs. ..	\$17,566.98
Total .....	17,566.98

**TOTAL—Municipal expenditures ..** **\$277,647.89**

**Required Payments for Local School, County, and Special District Taxes .....** **380,718.67**

**TOTAL EXPENDITURES AND REQUIRED PAYMENTS .....** **\$658,366.56**

Reserve for uncollected taxes .....

**GRAND TOTAL—Budget .....** **\$695,030.31**

**RECEIPTS AND REVENUES REALIZED IN 1950 TO MEET EXPENDITURES AND REQUIRED PAYMENTS**

Surplus revenue appropriated ..	\$40,000.00
Miscellaneous revenues realized.	108,613.72
State aid revenues realized .....	17,186.64
<b>Delinquent taxes including</b>	
liens—1950 collections .....	26,483.08
current taxes—1950 collections..	501,686.79
Emergency borrowings .....	.....
<b>TOTAL RECEIPTS AND REVENUES REALIZED .....</b>	<b>\$693,970.23</b>

**CAPITAL OUTLAY—1950**

Beaches and boardwalks .....	.....
Buildings and equipment .....	.....
Parks and playgrounds .....	.....
Sewers .....	.....
Streets, roads and bridges .....	.....
Water supply .....	.....
Other .....	.....

<b>Tax rate .....</b>	<b>\$5.01</b>
Local school tax rate .....	2.73
County tax rate .....	0.93
Local purpose tax rate .....	1.35

**TAXES**

Local school tax ...	\$284,372.82
County taxes .....	96,345.85
Special district taxes .....	.....
Local purpose levy .....	\$380,718.67
<b>Total tax levy (tax duplicate) ..</b>	<b>\$523,641.40</b>

**Per Capita Total Tax Levy .....** **\$84.16**

<b>Current</b>	
1950 taxes levied (total) .....	\$527,438.98
Collected in 1950 .....	501,686.79
Per cent of levy collected in 1950 ...	95.11
Transferred to liens .....	130.26
Cancelled, abated or adjusted .....	1,639.53
Outstanding December 31, 1950 ..	\$23,982.40

<b>All Prior Years Outstanding</b>	
Balance January 1, 1950 .....	\$28,063.07
Collected in 1950 .....	26,483.08
Balance December 31, 1950 .....	.....

<b>Tax Title Liens Outstanding</b>	
Balance January 1, 1950 .....	\$1,022.01
Redeemed by cash .....	.....
Balance December 31, 1950 .....	\$1,152.27

<b>Property Acquired by Deed or Foreclosure</b>	
Balance January 1, 1950 .....	\$6,400.00
Sale for cash .....	.....
Balance December 31, 1950 .....	\$6,400.00

**CAPITAL DEBT, DECEMBER 31, 1950**

<b>Gross Debt</b>	
School debt .....	\$687,078.00
Self-liquidating debt ..	11,000.00
Other capital debt ..	87,000.00
<b>TOTAL GROSS DEBT .....</b>	<b>\$785,078.00</b>
<b>Per Capita Gross Debt .....</b>	<b>\$126.18</b>

<b>Deductions for</b>	
School debt .....	\$687,078.00
Self-liquidating debt ..	11,000.00
Other capital debt ..	.....
<b>TOTAL DEDUCTIONS .....</b>	<b>698,078.00</b>
<b>NET DEBT .....</b>	<b>\$87,000.00</b>

<b>Average Assessed Valuations</b>	
Real Property 1948-1949-1950 ..	\$9,377,812.00
Per Cent of Net Debt .....	0.92

**CURRENT FINANCES DECEMBER 31, 1950**

Cash .....	\$57,736.83
Taxes receivable .....	23,982.40
Tax title liens .....	1,152.27
Foreclosed property .....	6,400.00
Accounts receivable .....	51.50
State road aid receivable ..	13,651.64
Emergencies and deferred charges ..	.....
<b>TOTAL ASSETS .....</b>	<b>\$102,974.64</b>

Cash liabilities .....	\$3,544.28
Reserves .....	31,586.17
Surplus revenue .....	67,844.19
<b>TOTAL LIABILITIES AND SURPLUS .....</b>	<b>\$102,974.64</b>

**CALDWELL TOWNSHIP—ESSEX COUNTY**

Population Census, 1950—1,802      Land Area 10.4 sq. mi.      Net Valuation Taxable \$5,975,015  
 1940—1,392

**EXPENDITURES AND RE-REQUIRED PAYMENTS FOR 1950**

<b>General Government</b>	
Administrative and executive . . . . .	\$21,535.00
Assessment and collection of taxes . . . . .	6,800.00
Finance Department . . . . .	625.00
<b>Protection to Persons &amp; Property</b>	
Fire . . . . .	3,100.00
Police . . . . .	27,833.74
Other . . . . .	.....
<b>Streets and Roads</b>	
Repairs and maintenance . . . . .	12,500.00
Street lighting . . . . .	.....
<b>Sanitation</b>	
Street cleaning . . . . .	.....
Garbage and ash removal . . . . .	.....
Sewers . . . . .	.....
<b>Health and Charities</b>	
Health service . . . . .	500.00
Poor (including relief) . . . . .	1,200.00
Hospitals (aid and maintenance) . . . . .	.....
Other . . . . .	.....
<b>Recreation</b>	
Beaches and boardwalks . . . . .	.....
Parks and playgrounds . . . . .	.....
Other . . . . .	100.00
<b>Educational</b>	
(Exclusive of school districts) . . . . .	.....
<b>Unclassified Purposes</b>	
(Including contingent) . . . . .	3,015.00
<b>SUB-TOTAL—Municipal functions..</b>	<b>\$77,258.74</b>

<b>Per Capita—Municipal functions . . . . .</b>	<b>\$42.87</b>
Capital imp'ts and capital imp't fund . . . . .	.....
<b>Debt Service</b>	
Principal payments . . . . .	\$3,000.00
Interest payments . . . . .	240.00
<b>Total . . . . .</b>	<b>\$3,240.00</b>
<b>Per Capita Debt Service . . . . .</b>	<b>\$1.80</b>
<b>Deferred Charges and Statutory Expenditures</b>	
Emergencies . . . . .	\$800.00
Other deferred chgs. . . . .	8,019.50
<b>Total . . . . .</b>	<b>8,819.50</b>

TOTAL—Municipal expenditures . . . . . 89,318.24

**Required Payments for Local School, County, and Special District Taxes . . . . . 139,220.96**

**TOTAL EXPENDITURES AND REQUIRED PAYMENTS . . . . . \$228,539.20**

Reserve for uncollected taxes . . . . . \$19,120.05

**GRAND TOTAL—Budget . . . . . \$247,659.25**

**RECEIPTS AND REVENUES REALIZED IN 1950 TO MEET EXPENDITURES AND REQUIRED PAYMENTS**

Surplus revenue appropriated . . . . .	\$20,195.85
Miscellaneous revenues realized . . . . .	28,201.59
State aid revenues realized . . . . .	7,284.41
<b>Delinquent taxes including</b>	
Hens—1950 collections . . . . .	3,734.82
Current taxes—1950 collections . . . . .	186,534.82
Emergency borrowings . . . . .	.....
<b>TOTAL RECEIPTS AND REVENUES REALIZED . . . . .</b>	<b>\$245,951.49</b>

**CAPITAL OUTLAY—1950**

Beaches and boardwalks . . . . .	.....
Buildings and equipment . . . . .	\$18.00
Parks and playgrounds . . . . .	.....
Sewers . . . . .	.....
Streets, roads and bridges . . . . .	.....
Water supply . . . . .	.....
Other . . . . .	.....

<b>Tax rate . . . . .</b>	<b>\$3.21</b>
Local school tax rate . . . . .	1.40
County tax rate . . . . .	0.93
Local purpose tax rate . . . . .	0.88

**TAXES**

Local school tax . . . . .	\$83,889.70	
County taxes . . . . .	55,331.26	
Special district taxes . . . . .	.....	
Local purpose levy . . . . .	.....	\$139,220.96
		51,989.44
<b>Total tax levy (tax duplicate) ..</b>		<b>\$191,210.40</b>

**Per Capita Total Tax Levy . . . . . \$106.11**

<b>Current</b>	
1950 taxes levied (total) . . . . .	\$192,734.48
Collected in 1950 . . . . .	186,534.82
Per cent of levy collected in 1950 . . . . .	96.78
Transferred to liens . . . . .	1,358.11
Cancelled, abated or adjusted . . . . .	160.50
Outstanding December 31, 1950 . . . . .	\$4,681.05

<b>All Prior Years Outstanding</b>	
Balance January 1, 1950 . . . . .	\$3,769.87
Collected in 1950 . . . . .	3,714.94
Balance December 31, 1950 . . . . .	\$48.93

<b>Tax Title Liens Outstanding</b>	
Balance January 1, 1950 . . . . .	\$26,468.13
Redeemed by cash . . . . .	19.88
Balance December 31, 1950 . . . . .	\$26,695.41

<b>Property Acquired by Deed or Foreclosure</b>	
Balance January 1, 1950 . . . . .	\$8,350.00
Sale for cash . . . . .	19.88
Balance December 31, 1950 . . . . .	\$9,560.00

**CAPITAL DEBT, DECEMBER 31, 1950**

<b>Gross Debt</b>	
School debt . . . . .	\$295,000.00
Self-liquidating debt. . . . .	.....
Other capital debt . . . . .	4,000.00

**TOTAL GROSS DEBT . . . . . \$299,000.00**  
**Per Capita Gross Debt . . . . . \$165.93**

<b>Deductions for</b>	
School debt . . . . .	\$239,825.00
Self-liquidating debt. . . . .	.....
Other capital debt . . . . .	.....

**TOTAL DEDUCTIONS . . . . . 239,825.00**  
**NET DEBT . . . . . \$59,175.00**

<b>Average Assessed Valuations</b>	
Real Property 1948-1949-1950..	\$3,997,083.00
<b>Per Cent of Net Debt . . . . .</b>	<b>1.48</b>

**CURRENT FINANCES DECEMBER 31, 1950**

Cash . . . . .	\$72,148.86
Taxes receivable . . . . .	4,729.98
Tax title liens . . . . .	26,695.41
Foreclosed property . . . . .	9,560.00
Accounts receivable . . . . .	.....
State road aid receivable . . . . .	4,108.00
Emergencies and deferred charges . . . . .	500.00
<b>TOTAL ASSETS . . . . .</b>	<b>\$117,742.25</b>

Cash liabilities . . . . .	\$45,414.10
Reserves . . . . .	40,985.39
Surplus revenue . . . . .	31,342.76

**TOTAL LIABILITIES AND SURPLUS . . . . . \$117,742.25**

## CALIFON BOROUGH—HUNTERDON COUNTY

Population Census, 1950—625      Land Area 0.9 sq. mi.      Net Valuation Taxable \$448,156  
 1940—572

### EXPENDITURES AND REQUIRED PAYMENTS FOR 1950

<b>General Government</b>	
Administrative and executive .....	\$830.00
Assessment and collection of taxes	600.00
Finance Department .....	
<b>Protection to Persons &amp; Property</b>	
Fire .....	1,250.00
Police .....	140.00
Other .....	
<b>Streets and Roads</b>	
Repairs and maintenance .....	4,400.00
Street lighting .....	1,280.00
<b>Sanitation</b>	
Street cleaning .....	
Garbage and ash removal .....	200.00
Sewers .....	
<b>Health and Charities</b>	
Health service .....	60.00
Poor (including relief) .....	100.00
Hospitals (aid and maintenance) ..	
Other .....	
<b>Recreation</b>	
Beaches and boardwalks .....	
Parks and playgrounds .....	
Other .....	
<b>Educational</b>	
(Exclusive of school districts) ..	
<b>Unclassified Purposes</b>	
(Including contingents) .....	50.00
<b>SUB-TOTAL—Municipal functions..</b>	<b>\$8,910.00</b>

<b>Per Capita—Municipal functions ....</b>	
Capital imp'ts and capital imp't fund	\$14.26
<b>Debt Service</b>	\$100.00
Principal payments ..	
Interest payments ..	\$10.00
Total .....	10.00
<b>Per Capita Debt Service .....</b>	<b>\$0.02</b>
<b>Deferred Charges and Statutory Expenditures</b>	
Emergencies .....	
Other deferred chgs. ....	\$126.97
Total .....	126.97

**TOTAL—Municipal expenditures ...** \$9,146.97

**Required Payments for Local School, County, and Special District Taxes .....** 16,995.53

**TOTAL EXPENDITURES AND REQUIRED PAYMENTS .....** \$26,142.50

Reserve for uncollected taxes .....

**GRAND TOTAL—Budget .....** \$29,488.76

### RECEIPTS AND REVENUES REALIZED IN 1950 TO MEET EXPENDITURES AND REQUIRED PAYMENTS

Surplus revenue appropriated ..	\$1,800.00
Miscellaneous revenues realized.	1,800.57
State aid revenues realized .....	1,049.00
Delinquent taxes including	
liens—1950 collections .....	2,168.09
current taxes—1950 collections..	20,357.64
Emergency borrowings .....	

**TOTAL RECEIPTS AND REVENUES REALIZED .....** \$27,175.30

### CAPITAL OUTLAY—1950

Beaches and boardwalks .....	
Buildings and equipment .....	
Parks and playgrounds .....	
Sewers .....	
Streets, roads and bridges .....	
Water supply .....	
Other .....	

<b>Tax rate .....</b>	<b>\$5.18</b>
Local school tax rate .....	2.83
County tax rate .....	0.97
Local purpose tax rate ....	1.38

### TAXES

Local school tax ...	\$12,661.77	
County taxes .....	4,333.76	
Special district taxes .....		
Local purpose levy .....		\$16,995.53
		6,993.23
<b>Total tax levy (tax duplicate) ..</b>		<b>\$23,988.76</b>

**Per Capita Total Tax Levy .....** \$38.38

### Current

1950 taxes levied (total) .....	\$24,103.29
Collected in 1950 .....	20,357.64
Per cent of levy collected in 1950 ...	84.46
Transferred to liens .....	
Cancelled, abated or adjusted .....	
Outstanding December 31, 1950 ..	\$3,745.65

### All Prior Years Outstanding

Balance January 1, 1950 .....	\$4,347.59
Collected in 1950 .....	2,168.09
Balance December 31, 1950 .....	\$2,179.50

### Tax Title Liens Outstanding

Balance January 1, 1950 .....	
Redeemed by cash .....	
Balance December 31, 1950 .....	

### Property Acquired by Deed or Foreclosure

Balance January 1, 1950 .....	
Sale for cash .....	
Balance December 31, 1950 .....	

### CAPITAL DEBT, DECEMBER 31, 1950

<b>Gross Debt</b>	
School debt .....	\$29,739.00
Self-liquidating debt. ....	
Other capital debt ..	
<b>TOTAL GROSS DEBT .....</b>	<b>\$29,739.00</b>
<b>Per Capita Gross Debt .....</b>	<b>\$47.58</b>

### Deductions for

School debt .....	\$29,739.00
Self-liquidating debt. ....	
Other capital debt ..	
<b>TOTAL DEDUCTIONS .....</b>	<b>29,739.00</b>

**NET DEBT .....**

### Average Assessed Valuations

Real Property 1948-1949-1950..	\$362,199.00
Per Cent of Net Debt .....	

### CURRENT FINANCES DECEMBER 31, 1950

Cash .....	\$9,463.21
Taxes receivable .....	5,925.15
Tax title liens .....	
Foreclosed property .....	
Accounts receivable .....	64.31
State road aid receivable .....	
Emergencies and deferred charges ..	
<b>TOTAL ASSETS .....</b>	<b>\$15,452.67</b>

Cash liabilities .....	\$1,677.13
Reserves .....	5,989.46
Surplus revenue .....	7,786.08

**TOTAL LIABILITIES AND SURPLUS .....** \$15,452.67

**CAMDEN CITY—CAMDEN COUNTY**

Population Census, 1950—124,864  
1940—117,536

Land Area 8.7 sq. mi.

Net Valuation Taxable \$143,101,058

**EXPENDITURES AND REQUIRED PAYMENTS FOR 1950**

<b>General Government</b>	
Administrative and executive . . .	\$509,751.73
Assessment and collection of taxes	149,756.33
Finance Department . . . . .	57,115.33
<b>Protection to Persons &amp; Property</b>	
Fire . . . . .	614,609.54
Police . . . . .	829,149.05
Other . . . . .	200,000.00
<b>Streets and Roads</b>	
Repairs and maintenance . . . . .	703,168.10
Street lighting . . . . .	136,191.44
<b>Sanitation</b>	
Street cleaning . . . . .	.....
Garbage and ash removal . . . . .	.....
Sewers . . . . .	.....
<b>Health and Charities</b>	
Health service . . . . .	103,561.47
Poor (including relief) . . . . .	264,924.20
Hospitals (aid and maintenance) .	228,227.95
Other . . . . .	12,970.18
<b>Recreation</b>	
Beaches and boardwalks . . . . .	.....
Parks and playgrounds . . . . .	130,483.07
Other . . . . .	.....
<b>Educational</b>	
(Exclusive of school districts) . .	72,600.00
<b>Unclassified Purposes</b>	
(Including contingent) . . . . .	366,401.36
<b>SUB-TOTAL—Municipal functions . .</b>	<b>\$4,378,909.75</b>

<b>Per Capita—Municipal functions . . . . .</b>	<b>\$35.21</b>
Capital imp'ts and capital imp't fund	.....
<b>Debt Service</b>	
Principal payments . . . . .	\$756,500.00
Interest payments . . . . .	678,644.67
<b>Total . . . . .</b>	<b>\$1,435,144.67</b>
<b>Per Capita Debt Service . . . . .</b>	
	<b>\$11.54</b>
<b>Deferred Charges and Statutory Expenditures</b>	
Emergencies . . . . .	\$118,804.25
Other deferred chgs. . . . .	196,166.00
<b>Total . . . . .</b>	<b>314,970.25</b>

<b>TOTAL—Municipal expenditures . . .</b>	<b>\$6,129,024.67</b>
<b>Required Payments for Local School, County, and Special District Taxes . . . . .</b>	<b>4,415,432.53</b>

<b>TOTAL EXPENDITURES AND REQUIRED PAYMENTS . . . . .</b>	<b>\$10,544,457.20</b>
Reserve for uncollected taxes . . . . .	\$590,000.00
<b>GRAND TOTAL—Budget . . . . .</b>	<b>\$11,134,457.20</b>

<b>RECEIPTS AND REVENUES REALIZED IN 1950 TO MEET EXPENDITURES AND REQUIRED PAYMENTS</b>	
Surplus revenue appropriated . . .	\$579,945.73
Miscellaneous revenues realized . .	2,534,313.78
State aid revenues realized . . . .	73,885.00
<b>Delinquent taxes including</b>	
Liens—1950 collections . . . . .	319,401.56
Current taxes—1950 collections . .	8,036,470.64
Emergency borrowings . . . . .	.....
<b>TOTAL RECEIPTS AND REVENUES REALIZED . . . . .</b>	<b>\$11,544,016.71</b>

<b>CAPITAL OUTLAY—1950</b>	
Beaches and boardwalks . . . . .	.....
Buildings and equipment . . . . .	.....
Parks and playgrounds . . . . .	.....
Sewers . . . . .	\$2,890,634.79
Streets, roads and bridges . . . . .	.....
Water supply . . . . .	.....
Other . . . . .	.....

<b>Tax rate . . . . .</b>	<b>\$5.96</b>
Local school tax rate . . . . .	1.68
County tax rate . . . . .	1.41
Local purpose tax rate . . . . .	2.87

**TAXES**

Local school tax . . . . .	\$2,398,101.00
County taxes . . . . .	2,017,331.53
Special district taxes . . . . .	.....
<b>Local purpose levy . . . . .</b>	<b>\$4,415,432.53</b>
<b>Local purpose levy . . . . .</b>	<b>\$4,107,615.46</b>
<b>Total tax levy (tax duplicate) . .</b>	<b>\$8,523,047.99</b>

<b>Per Capita Total Tax Levy . . . . .</b>	<b>\$68.53</b>
--------------------------------------------	----------------

<b>Current</b>	
1950 taxes levied (total) . . . . .	\$8,719,835.70
Collected in 1950 . . . . .	8,036,470.64
Per cent of levy collected in 1950 . . . . .	92.16
Transferred to liens . . . . .	64,011.00
Cancelled, abated or adjusted . . . .	188,055.22
Outstanding December 31, 1950 . .	\$431,298.77

<b>All Prior Years Outstanding</b>	
Balance January 1, 1950 . . . . .	\$424,355.11
Collected in 1950 . . . . .	232,070.44
Balance December 31, 1950 . . . . .	\$112,380.68

<b>Tax Title Liens Outstanding</b>	
Balance January 1, 1950 . . . . .	\$1,399,143.44
Redeemed by cash . . . . .	87,331.11
Balance December 31, 1950 . . . . .	\$985,473.84

<b>Property Acquired by Deed or Foreclosure</b>	
Balance January 1, 1950 . . . . .	\$1,392,195.00
Sale for cash . . . . .	128,265.50
Balance December 31, 1950 . . . . .	\$1,692,700.00

**CAPITAL DEBT, DECEMBER 31, 1950**

<b>Gross Debt</b>	
School debt . . . . .	\$1,540,000.00
Self-liquidating debt . . . . .	9,542,000.00
Other capital debt . . . . .	15,242,000.00
<b>TOTAL GROSS DEBT . . . . .</b>	<b>\$26,324,000.00</b>
<b>Per Capita Gross Debt . . . . .</b>	<b>\$211.67</b>

<b>Deductions for</b>	
School debt . . . . .	\$1,540,000.00
Self-liquidating debt . . . . .	9,542,000.00
Other capital debt . . . . .	.....
<b>TOTAL DEDUCTIONS . . . . .</b>	<b>11,082,000.00</b>
<b>NET DEBT . . . . .</b>	<b>\$15,242,000.00</b>

<b>Average Assessed Valuations</b>	
Real Property 1948-1949-1950 . .	\$120,315,047.00
Per Cent of Net Debt . . . . .	12.6

<b>CURRENT FINANCES DECEMBER 31, 1950</b>	
Cash . . . . .	\$1,381,860.6
Taxes receivable . . . . .	543,679.4
Tax title liens . . . . .	985,473.8
Foreclosed property . . . . .	1,692,700.0
Accounts receivable . . . . .	3,198.5
State road aid receivable . . . . .	80,568.5
Emergencies and deferred charges . .	62,298.8
<b>TOTAL ASSETS . . . . .</b>	<b>\$4,749,779.8</b>

Cash liabilities . . . . .	\$335,793.3
Reserves . . . . .	3,225,051.8
Surplus revenue . . . . .	1,188,934.7

<b>TOTAL LIABILITIES AND SURPLUS . . . . .</b>	<b>\$4,749,779.8</b>
------------------------------------------------	----------------------

**CAPE MAY CITY—CAPE MAY COUNTY**

Population Census, 1950—3,585      Land Area 2.5 sq. mi.      Net Valuation Taxable \$5,865,963  
 1940—2,583

<b>EXPENDITURES AND RE- QUIRED PAYMENTS FOR 1950</b>	
<b>General Government</b>	
Administrative and executive .....	\$50,323.27
Assessment and collection of taxes	14,719.68
Finance Department .....	.....
<b>Protection to Persons &amp; Property</b>	
Fire .....	28,569.14
Police .....	48,828.12
Other .....	1,800.00
<b>Streets and Roads</b>	
Repairs and maintenance .....	33,063.60
Street lighting .....	10,857.22
<b>Sanitation</b>	
Street cleaning .....	.....
Garbage and ash removal .....	.....
Sewers .....	20,322.50
<b>Health and Charities</b>	
Health service .....	5,305.14
Poor (including relief) .....	3,789.94
Hospitals (aid and maintenance) .....	.....
Other .....	.....
<b>Recreation</b>	
Beaches and boardwalks .....	19,545.00
Parks and playgrounds .....	2,840.80
Other .....	8,334.20
<b>Educational</b>	
(Exclusive of school districts) ..	408.40
<b>Unclassified Purposes</b>	
(Including contingent) .....	15,562.88
<b>SUB-TOTAL—Municipal functions..</b>	<b>\$264,269.89</b>
<b>Per Capita—Municipal functions ...</b>	<b>\$73.72</b>
Capital imp'ts and capital imp't fund	\$10,304.34
<b>Debt Service</b>	
Principal payments ..	\$69,500.00
Interest payments ..	50,251.66
<b>Total .....</b>	<b>119,751.66</b>
<b>Per Capita Debt Service .....</b>	<b>\$33.40</b>
<b>Deferred Charges and Statutory Expenditures</b>	
Emergencies .....	\$8,800.00
Other deferred chgs.	9,364.79
<b>Total .....</b>	<b>18,164.79</b>
<b>TOTAL—Municipal expenditures ...</b>	<b>\$412,490.68</b>
<b>Required Payments for Local School, County, and Special District Taxes .....</b>	
	149,204.04
<b>TOTAL EXPENDITURES AND REQUIRED PAYMENTS .....</b>	<b>\$561,694.72</b>
Reserve for uncollected taxes .....	\$72,144.10
<b>GRAND TOTAL—Budget .....</b>	<b>\$633,838.82</b>

<b>RECEIPTS AND REVENUES REALIZED IN 1950 TO MEET EXPENDITURES AND REQUIRED PAYMENTS</b>	
Surplus revenue appropriated ..	\$31,750.05
Miscellaneous revenues realized.	81,973.02
State aid revenues realized .....	23,909.00
<b>Delinquent taxes including</b>	
liens—1950 collections .....	37,865.04
Current taxes—1950 collections..	381,625.68
Emergency borrowings .....	.....
<b>TOTAL RECEIPTS AND REVENUES REALIZED .....</b>	<b>\$557,122.79</b>
<b>CAPITAL OUTLAY—1950</b>	
Beaches and boardwalks .....	.....
Buildings and equipment .....	\$33,697.08
Parks and playgrounds .....	.....
Sewers .....	.....
Streets, roads and bridges .....	.....
Water supply .....	32,896.10
Other .....	.....

<b>Tax rate .....</b>	<b>\$7.66</b>
Local school tax rate .....	1.28
County tax rate .....	1.26
Local purpose tax rate ....	5.12

<b>TAXES</b>	
Local school tax ...	\$75,000.00
County taxes .....	74,204.04
Special district taxes .....	.....
<b>Local purpose levy .....</b>	<b>\$149,204.04</b>
	299,799.99
<b>Total tax levy (tax duplicate) ..</b>	<b>\$449,004.03</b>
<b>Per Capita Total Tax Levy .....</b>	<b>\$125.25</b>
<b>Current</b>	
1950 taxes levied (total) .....	\$454,191.29
Collected in 1950 .....	381,625.68
Per cent of levy collected in 1950 ...	84.02
Transferred to liens .....	28,345.55
Cancelled, abated or adjusted .....	4,239.36
Outstanding December 31, 1950 ..	\$39,980.70
<b>All Prior Years Outstanding</b>	
Balance January 1, 1950 .....	\$49,192.41
Collected in 1950 .....	35,228.91
Balance December 31, 1950 .....	\$164.02
<b>Tax Title Liens Outstanding</b>	
Balance January 1, 1950 .....	\$669,503.80
Redeemed by cash .....	2,636.13
Balance December 31, 1950 .....	\$680,883.49
<b>Property Acquired by Deed or Foreclosure</b>	
Balance January 1, 1950 .....	\$393,463.00
Sale for cash .....	11,220.00
Balance December 31, 1950 .....	\$386,148.00

<b>CAPITAL DEBT, DECEMBER 31, 1950</b>	
<b>Gross Debt</b>	
School debt .....	\$36,000.00
Self-liquidating debt.	45,000.00
Other capital debt ..	1,282,800.00
<b>TOTAL GROSS DEBT .....</b>	<b>\$1,363,800.00</b>
<b>Per Capita Gross Debt .....</b>	<b>\$380.42</b>
<b>Deductions for</b>	
School debt .....	\$36,000.00
Self-liquidating debt.	45,000.00
Other capital debt ..	.....
<b>TOTAL DEDUCTIONS .....</b>	<b>81,000.00</b>
<b>NET DEBT .....</b>	<b>\$1,282,800.00</b>
<b>Average Assessed Valuations</b>	
Real Property 1948-1949-1950..	\$5,418,654.00
<b>Per Cent of Net Debt .....</b>	<b>23.67</b>

<b>CURRENT FINANCES DECEMBER 31, 1950</b>	
Cash .....	\$62,274.84
Taxes receivable .....	40,144.72
Tax title liens .....	680,883.49
Foreclosed property .....	386,148.00
Accounts receivable .....	.....
State road aid receivable .....	8,388.43
Emergencies and deferred charges ..	25,597.69
<b>TOTAL ASSETS .....</b>	<b>\$1,203,437.17</b>
Cash liabilities .....	\$45,904.58
Reserves .....	1,107,176.21
Surplus revenue .....	50,356.38
<b>TOTAL LIABILITIES AND SURPLUS .....</b>	<b>\$1,203,437.17</b>

**CAPE MAY POINT BOROUGH—CAPE MAY COUNTY**

Population Census, 1950—144  
1940—126

Land Area 0.3 sq. mi.

Net Valuation Taxable \$377,942

**EXPENDITURES AND REQUIRED PAYMENTS FOR 1950**

<b>Local Government</b>	
Administrative and executive .....	\$3,693.74
Assessment and collection of taxes .....	2,300.00
Finance Department .....	.....
<b>Section to Persons &amp; Property</b>	
Police .....	300.00
Other .....	525.00
<b>Streets and Roads</b>	
Repairs and maintenance .....	3,316.26
Street lighting .....	1,800.00
<b>Sanitation</b>	
Street cleaning .....	.....
Garbage and ash removal .....	1,000.00
Sewers .....	7,950.00
<b>Health and Charities</b>	
Health service .....	50.00
Poor (including relief) .....	150.00
Hospitals (aid and maintenance) .....	.....
Other .....	500.00
<b>Recreation</b>	
Beaches and boardwalks .....	100.00
Parks and playgrounds .....	.....
Other .....	.....
<b>Educational</b> (Exclusive of school districts) ..	.....
<b>Unclassified Purposes</b> (Including contingent) .....	25.00
<b>SUB-TOTAL—Municipal functions..</b>	<b>\$21,710.00</b>

<b>Per Capita—Municipal functions ....</b>	<b>\$150.76</b>
Capital imp'ts and capital imp't fund	\$2,000.00
<b>Debt Service</b>	
Principal payments ..	\$4,000.00
Interest payments ..	1,400.00
Total .....	5,400.00
<b>Per Capita Debt Service .....</b>	<b>\$37.50</b>
<b>Deferred Charges and Statutory Expenditures</b>	
Emergences .....	.....
Other deferred chgs. ....	\$417.75
Total .....	417.75
<b>TOTAL—Municipal expenditures ...</b>	<b>\$29,527.75</b>

<b>Required Payments for Local School, County, and Special District Taxes .....</b>	<b>7,522.10</b>
-------------------------------------------------------------------------------------	-----------------

<b>TOTAL EXPENDITURES AND REQUIRED PAYMENTS .....</b>	<b>\$37,049.85</b>
-------------------------------------------------------	--------------------

Reserve for uncollected taxes .....	\$6,125.03
-------------------------------------	------------

<b>GRAND TOTAL—Budget .....</b>	<b>\$43,174.88</b>
---------------------------------	--------------------

**RECEIPTS AND REVENUES REALIZED IN 1950 TO MEET EXPENDITURES AND REQUIRED PAYMENTS**

Surplus revenue appropriated ..	\$6,257.63
Miscellaneous revenues realized ..	3,118.60
State aid revenues realized .....	1,940.00
<b>Delinquent taxes including</b>	
liens—1950 collections .....	4,276.69
Current taxes—1950 collections ..	25,877.86
Emergency borrowings .....	.....

<b>TOTAL RECEIPTS AND REVENUES REALIZED .....</b>	<b>\$41,470.78</b>
---------------------------------------------------	--------------------

**CAPITAL OUTLAY—1950**

Beaches and boardwalks .....	.....
Buildings and equipment .....	.....
Parks and playgrounds .....	.....
Sewers .....	.....
Streets, roads and bridges .....	.....
Water supply .....	\$5,619.48
Other .....	.....

<b>Tax rate .....</b>	<b>\$7.84</b>
Local school tax rate .....	0.72
County tax rate .....	1.27
Local purpose tax rate .....	5.85

**TAXES**

Local school tax ...	\$2,722.28
County taxes .....	4,799.82
Special district taxes .....	.....
Local purpose levy .....	22,095.15
<b>Total tax levy (tax duplicate) ..</b>	<b>\$29,617.25</b>

<b>Per Capita Total Tax Levy .....</b>	<b>\$205.68</b>
----------------------------------------	-----------------

<b>Current</b>	
1950 taxes levied (total) .....	\$29,734.85
Collected in 1950 .....	25,877.86
Per cent of levy collected in 1950 ...	87.02
Transferred to liens .....	650.00
Cancelled, abated or adjusted .....	.....
Outstanding December 31, 1950 ..	\$3,206.99

<b>All Prior Years Outstanding</b>	
Balance January 1, 1950 .....	\$5,344.86
Collected in 1950 .....	3,774.69
Balance December 31, 1950 .....	1,570.17

<b>Tax Title Liens Outstanding</b>	
Balance January 1, 1950 .....	\$76,976.87
Redeemed by cash .....	502.00
Balance December 31, 1950 .....	\$73,520.68

<b>Property Acquired by Deed or Foreclosure</b>	
Balance January 1, 1950 .....	\$8,878.00
Sale for cash .....	6,226.00
Balance December 31, 1950 .....	\$8,878.00

**CAPITAL DEBT, DECEMBER 31, 1950**

<b>Gross Debt</b>	
School debt .....	.....
Self-liquidating debt ..	.....
Other capital debt ..	\$32,000.00
<b>TOTAL GROSS DEBT .....</b>	<b>\$32,000.00</b>
<b>Per Capita Gross Debt .....</b>	<b>\$222.22</b>

<b>Deductions for</b>	
School debt .....	.....
Self-liquidating debt ..	.....
Other capital debt ..	.....
<b>TOTAL DEDUCTIONS .....</b>	<b>.....</b>

<b>NET DEBT .....</b>	<b>\$32,000.00</b>
-----------------------	--------------------

<b>Average Assessed Valuations</b>	
Real Property 1948-1949-1950 ..	\$357,498.00
Per Cent of Net Debt .....	8.95

**CURRENT FINANCES DECEMBER 31, 1950**

Cash .....	\$17,015.97
Taxes receivable .....	4,777.16
Tax title liens .....	73,520.68
Foreclosed property .....	8,878.00
Accounts receivable .....	50.53
State road aid receivable ..	.....
Emergencies and deferred charges ..	.....
<b>TOTAL ASSETS .....</b>	<b>\$104,242.34</b>

Cash liabilities .....	\$3,209.66
Reserves .....	87,226.37
Surplus revenue .....	13,806.31
<b>TOTAL LIABILITIES AND SURPLUS .....</b>	<b>\$104,242.34</b>

# CARLSTADT BOROUGH—BERGEN COUNTY

Population Census, 1950—5,614      Land Area 4.2 sq. mi.      Net Valuation Taxable \$5,400,528  
 1940—5,644

<b>EXPENDITURES AND REQUIRED PAYMENTS FOR 1950</b>	
<b>General Government</b>	
Administrative and executive .....	\$23,468.00
Assessment and collection of taxes .....	8,025.00
Finance Department .....	1,375.00
<b>Protection to Persons &amp; Property</b>	
Fire .....	18,351.12
Police .....	48,171.88
Other .....	.....
<b>Streets and Roads</b>	
Repairs and maintenance .....	18,448.88
Street lighting .....	9,150.00
<b>Sanitation</b>	
Street cleaning .....	.....
Garbage and ash removal .....	16,821.12
Sewers .....	14,500.00
<b>Health and Charities</b>	
Health service .....	3,200.00
Poor (including relief) .....	2,050.00
Hospitals (aid and maintenance) .....	.....
Other .....	.....
<b>Recreation</b>	
Beaches and boardwalks .....	.....
Parks and playgrounds .....	.....
Other .....	1,200.00
<b>Educational</b>	
(Exclusive of school districts) ..	5,500.00
<b>Unclassified Purposes</b>	
(Including contingent) .....	7,439.00
<b>SUB-TOTAL—Municipal functions..</b>	<b>\$177,700.00</b>

<b>Per Capita—Municipal functions ...</b>	<b>\$31.65</b>
Capital imp'ts and capital imp't fund	\$5,000.00
<b>Debt Service</b>	
Principal payments ..	\$22,000.00
Interest payments ..	5,037.75
<b>Total .....</b>	<b>27,037.75</b>
<b>Per Capita Debt Service .....</b>	<b>\$4.82</b>
<b>Deferred Charges and Statutory Expenditures</b>	
Emergencies .....	.....
Other deferred chgs. ....	\$9,941.00
<b>Total .....</b>	<b>9,941.00</b>
<b>TOTAL—Municipal expenditures ...</b>	<b>\$219,678.75</b>

<b>Required Payments for Local School, County, and Special District Taxes .....</b>	<b>176,431.86</b>
<b>TOTAL EXPENDITURES AND REQUIRED PAYMENTS .....</b>	<b>\$396,110.61</b>
Reserve for uncollected taxes .....	\$40,533.49
<b>GRAND TOTAL—Budget .....</b>	<b>\$436,644.10</b>

<b>RECEIPTS AND REVENUES REALIZED IN 1950 TO MEET EXPENDITURES AND REQUIRED PAYMENTS</b>	
Surplus revenue appropriated ..	\$30,000.00
Miscellaneous revenues realized.	52,084.94
State aid revenues realized .....	4,823.87
Delinquent taxes including	.....
liens—1950 collections .....	24,522.06
current taxes—1950 collections..	323,143.05
Emergency borrowings .....	.....
<b>TOTAL RECEIPTS AND REVENUES REALIZED .....</b>	<b>\$434,573.92</b>

<b>CAPITAL OUTLAY—1950</b>	
Beaches and boardwalks .....	.....
Buildings and equipment .....	\$1,200.00
Parks and playgrounds .....	.....
Sewers .....	.....
Streets, roads and bridges .....	2,000.00
Water supply .....	.....
Other .....	.....

<b>Tax rate .....</b>	<b>\$6.26</b>
Local school tax rate .....	2.45
County tax rate .....	0.82
Local purpose tax rate ....	2.99

<b>TAXES</b>	
Local school tax ...	\$132,343.00
County taxes .....	44,088.86
Special district taxes .....	.....
Local purpose levy .....	\$176,431.86
.....	161,164.24
<b>Total tax levy (tax duplicate) ..</b>	<b>\$337,596.10</b>

<b>Per Capita Total Tax Levy .....</b>	<b>\$60.13</b>
<b>Current</b>	
1950 taxes levied (total) .....	\$340,664.02
Collected in 1950 .....	323,143.05
Per cent of levy collected in 1950 ...	94.85
Transferred to liens .....	2,053.09
Cancelled, abated or adjusted .....	898.29
Outstanding December 31, 1950 ..	\$14,569.59

<b>All Prior Years Outstanding</b>	
Balance January 1, 1950 .....	\$36,798.55
Collected in 1950 .....	21,866.26
Balance December 31, 1950 .....	\$13,025.10

<b>Tax Title Liens Outstanding</b>	
Balance January 1, 1950 .....	\$55,195.52
Redeemed by cash .....	1,803.40
Balance December 31, 1950 .....	\$56,304.41

<b>Property Acquired by Deed or Foreclosure</b>	
Balance January 1, 1950 .....	\$5,420.00
Sale for cash .....	1,225.00
Balance December 31, 1950 .....	\$4,920.00

### CAPITAL DEBT, DECEMBER 31, 1950

<b>Gross Debt</b>	
School debt .....	\$53,000.00
Self-liquidating debt ..	.....
Other capital debt ..	167,000.00
<b>TOTAL GROSS DEBT .....</b>	<b>\$220,000.00</b>
<b>Per Capita Gross Debt .....</b>	
<b>.....</b>	<b>\$39.19</b>

<b>Deductions for</b>	
School debt .....	\$53,000.00
Self-liquidating debt ..	.....
Other capital debt ..	.....
<b>TOTAL DEDUCTIONS .....</b>	<b>53,000.00</b>
<b>NET DEBT .....</b>	<b>\$167,000.00</b>

<b>Average Assessed Valuations</b>	
Real Property 1948-1949-1950..	\$4,414,451.00
<b>Per Cent of Net Debt .....</b>	<b>3.78</b>

### CURRENT FINANCES DECEMBER 31, 1950

Cash .....	\$106,371.70
Taxes receivable .....	27,594.69
Tax title liens .....	56,304.41
Foreclosed property .....	4,920.00
Accounts receivable .....	11,025.06
State road aid receivable .....	.....
Emergencies and deferred charges ..	7,516.02
<b>TOTAL ASSETS .....</b>	<b>\$213,731.88</b>

Cash liabilities .....	\$16,171.90
Reserves .....	99,844.16
Surplus revenue .....	97,715.82

<b>TOTAL LIABILITIES AND SURPLUS .....</b>	<b>\$213,731.88</b>
--------------------------------------------	---------------------

**CARTERET BOROUGH—MIDDLESEX COUNTY**

Population Census, 1950—13,003  
1940—11,976

Land Area 4.5 sq. mi.

Net Valuation Taxable \$13,054,270

**EXPENDITURES AND RE-REQUIRED PAYMENTS FOR 1950**

<b>General Government</b>	
Administrative and executive . . .	\$40,259.26
Assessment and collection of taxes	15,964.37
Finance Department . . . . .	.....
<b>Protection to Persons &amp; Property</b>	
Fire . . . . .	52,318.18
Police . . . . .	92,169.86
Other . . . . .	17,877.11
<b>Streets and Roads</b>	
Repairs and maintenance . . . . .	58,592.09
Street lighting . . . . .	18,101.90
<b>Sanitation</b>	
Street cleaning . . . . .	26,361.98
Garbage and ash removal . . . . .	31,607.05
Sewers . . . . .	10,000.00
<b>Health and Charities</b>	
Health service . . . . .	16,604.70
Poor (including relief) . . . . .	20,395.04
Hospitals (aid and maintenance) . .	1,500.00
Other . . . . .	.....
<b>Recreation</b>	
Beaches and boardwalks . . . . .	.....
Parks and playgrounds . . . . .	13,157.05
Other . . . . .	15,894.19
<b>Educational</b>	
(Exclusive of school districts) . .	12,309.50
<b>Unclassified Purposes</b>	
(Including contingent) . . . . .	13,916.78
<b>SUB-TOTAL—Municipal functions..</b>	<b>\$457,029.06</b>

<b>Per Capita—Municipal functions . . .</b>	<b>\$35.15</b>
Capital imp'ts and capital imp't fund	\$17,388.65
<b>Debt Service</b>	
Principal payments . . . . .	\$61,000.00
Interest payments . . . . .	24,963.34
<b>Total . . . . .</b>	<b>85,963.34</b>

<b>Per Capita Debt Service . . . . .</b>	<b>\$6.61</b>
<b>Deferred Charges and Statutory Expenditures</b>	
Emergencies . . . . .	*\$40,050.00
Other deferred chgs. . . . .	15,415.50
<b>Total . . . . .</b>	<b>55,465.50</b>

**TOTAL—Municipal expenditures . . . . . \$615,846.55**

<b>Required Payments for Local School, County, and Special District Taxes . . . . .</b>	<b>612,352.04</b>
-----------------------------------------------------------------------------------------	-------------------

**TOTAL EXPENDITURES AND REQUIRED PAYMENTS . . . . . \$1,228,198.59**

Reserve for uncollected taxes . . . . . \$27,253.73

**GRAND TOTAL—Budget . . . . . \$1,255,452.32**

**RECEIPTS AND REVENUES REALIZED IN 1950 TO MEET EXPENDITURES AND RE-REQUIRED PAYMENTS**

Surplus revenue appropriated . .	\$46,000.00
Miscellaneous revenues realized.	126,979.75
State aid revenues realized . . . .	9,204.00
<b>Delinquent taxes including</b>	
liens—1950 collections . . . . .	19,595.90
Current taxes—1950 collections..	1,067,132.42
Emergency borrowings . . . . .	.....
<b>TOTAL RECEIPTS AND REVENUES REALIZED . . . . .</b>	<b>\$1,268,912.07</b>

**CAPITAL OUTLAY—1950**

Beaches and boardwalks . . . . .	.....
Buildings and equipment . . . . .	.....
Parks and playgrounds . . . . .	.....
Sewers . . . . .	\$15,792.96
Streets, roads and bridges . . . . .	.....
Water supply . . . . .	.....
Other . . . . .	638.85

<b>Tax rate . . . . .</b>	<b>\$8.35</b>
Local school tax rate . . . . .	3.07
County tax rate . . . . .	1.62
Local purpose tax rate . . . . .	3.66

**TAXES**

Local school tax . . . . .	\$401,182.58	
County taxes . . . . .	211,169.46	
Special district taxes . . . . .	.....	
<b>Local purpose levy . . . . .</b>	<b>.....</b>	<b>\$612,352.04</b>
<b>Total tax levy (tax duplicate) ..</b>	<b>.....</b>	<b>\$1,091,070.02</b>
<b>Per Capita Total Tax Levy . . . . .</b>	<b>\$83.91</b>	

<b>Current</b>	
1950 taxes levied (total) . . . . .	\$1,093,159.78
Collected in 1950 . . . . .	1,067,132.42
Per cent of levy collected in 1950 . . . . .	97.61
Transferred to liens . . . . .	99.79
Cancelled, abated or adjusted . . . .	4,056.15
Outstanding December 31, 1950 . .	\$21,871.42

<b>All Prior Years Outstanding</b>	
Balance January 1, 1950 . . . . .	\$25,974.09
Collected in 1950 . . . . .	19,595.90
Balance December 31, 1950 . . . . .	\$6,283.54

<b>Tax Title Liens Outstanding</b>	
Balance January 1, 1950 . . . . .	\$4,898.45
Redeemed by cash . . . . .	.....
Balance December 31, 1950 . . . . .	\$4,979.03

<b>Property Acquired by Deed or Foreclosure</b>	
Balance January 1, 1950 . . . . .	\$302,997.68
Sale for cash . . . . .	33,400.59
Balance December 31, 1950 . . . . .	\$274,492.59

**CAPITAL DEBT, DECEMBER 31, 1950**

<b>Gross Debt</b>	
School debt . . . . .	\$267,500.00
Self-liquidating debt. . . . .	.....
Other capital debt . . . . .	762,550.00

**TOTAL GROSS DEBT . . . . . \$1,030,050.00**  
**Per Capita Gross Debt . . . . . \$79.22**

<b>Deductions for</b>	
School debt . . . . .	\$267,500.00
Self-liquidating debt. . . . .	.....
Other capital debt . . . . .	123,550.00

**TOTAL DEDUCTIONS . . . . . 391,050.00**

**NET DEBT . . . . . \$639,000.00**

<b>Average Assessed Valuations</b>	
Real Property 1948-1949-1950..	\$10,470,725.00
Per Cent of Net Debt . . . . .	6.10

**CURRENT FINANCES DECEMBER 31, 1950**

Cash . . . . .	\$94,605.04
Taxes receivable . . . . .	28,154.96
Tax title liens . . . . .	4,979.03
Foreclosed property . . . . .	274,492.59
Accounts receivable . . . . .	7,314.75
State road aid receivable . . . . .	24,434.13
Emergencies and deferred charges . .	29,291.96
<b>TOTAL ASSETS . . . . .</b>	<b>\$463,272.46</b>

Cash liabilities . . . . .	\$64,678.38
Reserves . . . . .	314,941.33
Surplus revenue . . . . .	83,652.75

**TOTAL LIABILITIES AND SURPLUS . . . . . \$463,272.46**

\* Includes \$16,050.00 school emergency of 1950.

**CEDAR GROVE TOWNSHIP—ESSEX COUNTY**

Population Census, 1950—7,723      Land Area 4.5 sq. mi.      Net Valuation Taxable \$5,758,253  
 1940—5,208

<b>EXPENDITURES AND REQUIRED PAYMENTS FOR 1950</b>	
<b>General Government</b>	
Administrative and executive .....	\$22,688.62
Assessment and collection of taxes .....	8,728.63
Finance Department .....	1,052.31
<b>Protection to Persons &amp; Property</b>	
Fire .....	24,002.11
Police .....	43,770.52
Other .....	.....
<b>Streets and Roads</b>	
Repairs and maintenance .....	19,790.70
Street lighting .....	11,390.45
<b>Sanitation</b>	
Street cleaning .....	.....
Garbage and ash removal .....	10,188.26
Sewers .....	5,968.00
<b>Health and Charities</b>	
Health service .....	5,261.75
Poor (including relief) .....	1,882.25
Hospitals (aid and maintenance) .....	.....
Other .....	.....
<b>Recreation</b>	
Beaches and boardwalks .....	.....
Parks and playgrounds .....	.....
Other .....	2,247.68
<b>Educational</b>	
(Exclusive of school districts) ..	850.00
<b>Unclassified Purposes</b>	
(Including contingent) .....	4,014.34
<b>SUB-TOTAL—Municipal functions..</b>	<b>\$161,835.62</b>
<b>Per Capita—Municipal functions ...</b>	
Capital imp'ts and capital imp't fund	\$5,000.00
<b>Debt Service</b>	
Principal payments ..	\$16,000.00
Interest payments ..	5,100.00
<b>Total .....</b>	<b>21,100.00</b>
<b>Per Capita Debt Service .....</b>	
<b>Deferred Charges and Statutory Expenditures</b>	<b>\$2.73</b>
Emergencies .....	\$5,000.00
Other deferred chgs.	8,918.02
<b>Total .....</b>	<b>13,918.02</b>
<b>TOTAL—Municipal expenditures ...</b>	<b>\$201,853.64</b>
<b>Required Payments for Local School, County, and Special District Taxes .....</b>	
<b>TOTAL EXPENDITURES AND REQUIRED PAYMENTS .....</b>	<b>\$415,988.74</b>
Reserve for uncollected taxes .....	\$27,012.18
<b>GRAND TOTAL—Budget .....</b>	<b>\$443,000.92</b>
<b>RECEIPTS AND REVENUES REALIZED IN 1950 TO MEET EXPENDITURES AND REQUIRED PAYMENTS</b>	
Surplus revenue appropriated ..	\$25,000.00
Miscellaneous revenues realized ..	64,223.29
State aid revenues realized .....	8,994.77
<b>Delinquent taxes including</b>	
liens—1950 collections .....	14,385.15
Current taxes—1950 collections..	337,327.60
Emergency borrowings .....	.....
<b>TOTAL RECEIPTS AND REVENUES REALIZED .....</b>	<b>\$449,930.81</b>

**CAPITAL OUTLAY—1950**

Beaches and boardwalks .....	.....
Buildings and equipment .....	.....
Parks and playgrounds .....	.....
Sewers .....	\$416,613.82
Streets, roads and bridges .....	.....
Water supply .....	.....
Other .....	7,503.00

<b>Tax rate .....</b>	<b>\$5.85</b>
Local school tax rate .....	3.26
County tax rate .....	0.46
Local purpose tax rate .....	2.13

**TAXES**

Local school tax ...	\$187,611.12
County taxes .....	26,523.98
Special district taxes .....	.....
<b>Local purpose levy .....</b>	<b>\$214,135.10</b>
<b>Total tax levy (tax duplicate) ..</b>	<b>\$337,400.30</b>
<b>Per Capita Total Tax Levy .....</b>	
<b>.....</b>	<b>\$43.69</b>

<b>Current</b>	
1950 taxes levied (total) .....	\$358,258.75
Collected in 1950 .....	337,327.60
Per cent of levy collected in 1950 ..	94.15
Transferred to liens .....	2,950.91
Cancelled, abated or adjusted ..	1,842.75
Outstanding December 31, 1950 ..	\$16,137.49

<b>All Prior Years Outstanding</b>	
Balance January 1, 1950 .....	\$14,263.97
Collected in 1950 .....	\$12,472.98
Balance December 31, 1950 .....	\$1,716.14

<b>Tax Title Liens Outstanding</b>	
Balance January 1, 1950 .....	\$37,535.27
Redeemed by cash .....	1,912.17
Balance December 31, 1950 .....	\$38,191.86

<b>Property Acquired by Deed or Foreclosure</b>	
Balance January 1, 1950 .....	\$12,950.00
Sale for cash .....	.....
Balance December 31, 1950 .....	\$13,550.00

**CAPITAL DEBT, DECEMBER 31, 1950**

<b>Gross Debt</b>	
School debt .....	\$406,000.00
Self-liquidating debt ..	110,000.00
Other capital debt ..	1,292,500.00

<b>TOTAL GROSS DEBT .....</b>	<b>\$1,808,500.00</b>
<b>Per Capita Gross Debt .....</b>	<b>\$234.17</b>

<b>Deductions for</b>	
School debt .....	\$302,035.00
Self-liquidating debt ..	110,000.00
Other capital debt ..	9,200.00

<b>TOTAL DEDUCTIONS .....</b>	<b>421,235.00</b>
<b>NET DEBT .....</b>	<b>\$1,387,265.00</b>

<b>Average Assessed Valuations</b>	
Real Property 1948-1949-1950..	\$5,033,911.00
Per Cent of Net Debt .....	27.55

**CURRENT FINANCES DECEMBER 31, 1950**

Cash .....	\$238,782.58
Taxes receivable .....	17,853.63
Tax title liens .....	38,191.86
Foreclosed property .....	15,550.00
Accounts receivable .....	1,087.72
State road aid receivable .....	.....
Emergencies and deferred charges ..	7,000.00

<b>TOTAL ASSETS .....</b>	<b>\$316,465.79</b>
---------------------------	---------------------

Cash liabilities .....	\$124,091.28
Reserves .....	70,683.21
Surplus revenue .....	121,691.30

<b>TOTAL LIABILITIES AND SURPLUS .....</b>	<b>\$316,465.79</b>
--------------------------------------------	---------------------

## CHATHAM BOROUGH—MORRIS COUNTY

Population Census, 1950—7,321  
1940—4,888

Land Area 2.3 sq. mi.

Net Valuation Taxable \$8,229,038

### EXPENDITURES AND RE- QUIRED PAYMENTS FOR 1950

<b>General Government</b>	
Administrative and executive .....	\$22,126.00
Assessment and collection of taxes	14,585.00
Finance Department .....	.....
<b>Protection to Persons &amp; Property</b>	
Fire .....	12,830.00
Police .....	55,385.81
Other .....	.....
<b>Streets and Roads</b>	
Repairs and maintenance .....	28,350.00
Street lighting .....	12,339.19
<b>Sanitation</b>	
Street cleaning .....	.....
Garbage and ash removal .....	.....
Sewers .....	19,357.60
<b>Health and Charities</b>	
Health service .....	2,875.00
Poor (including relief) .....	1,100.00
Hospitals (aid and maintenance) ..	1,000.00
Other .....	1,694.00
<b>Recreation</b>	
Beaches and boardwalks .....	.....
Parks and playgrounds .....	5,900.00
Other .....	.....
<b>Educational</b>	
(Exclusive of school districts) ..	15,700.00
<b>Unclassified Purposes</b>	
(Including contingent) .....	11,947.00
<b>SUB-TOTAL—Municipal functions..</b>	<b>\$205,189.60</b>

<b>Per Capita—Municipal functions ....</b>	<b>\$28.03</b>
Capital imp'ts and capital imp't fund	\$31,385.00
<b>Debt Service</b>	
Principal payments .	\$13,000.00
Interest payments ..	8,498.75
<b>Total .....</b>	<b>21,498.75</b>

<b>Per Capita Debt Service .....</b>	<b>\$2.94</b>
<b>Deferred Charges and Statutory Expenditures</b>	
Emergencies .....	.....
Other deferred chgs. ....	\$7,289.82
<b>Total .....</b>	<b>7,289.82</b>

<b>TOTAL—Municipal expenditures ...</b>	<b>\$265,363.17</b>
-----------------------------------------	---------------------

<b>Required Payments for Local School, County, and Special District Taxes .....</b>	<b>372,810.09</b>
-------------------------------------------------------------------------------------	-------------------

<b>TOTAL EXPENDITURES AND REQUIRED PAYMENTS .....</b>	<b>\$638,173.26</b>
-------------------------------------------------------	---------------------

Reserve for uncollected taxes .....	\$113,290.07
-------------------------------------	--------------

<b>GRAND TOTAL—Budget .....</b>	<b>\$751,463.33</b>
---------------------------------	---------------------

### RECEIPTS AND REVENUES REALIZED IN 1950 TO MEET EXPENDITURES AND RE- QUIRED PAYMENTS

Surplus revenue appropriated ..	\$100,000.00
Miscellaneous revenues realized.	67,099.54
State aid revenues realized .....	6,551.18
<b>Delinquent taxes including</b>	
liens—1950 collections .....	24,612.52
current taxes—1950 collections..	569,524.44
Emergency borrowings .....	.....
<b>TOTAL RECEIPTS AND REVENUES REALIZED .....</b>	<b>\$767,787.68</b>

### CAPITAL OUTLAY—1950

Beaches and boardwalks .....	.....
Buildings and equipment .....	\$28,689.82
Parks and playgrounds .....	.....
Sewers .....	39,352.86
Streets, roads and bridges .....	440.73
Water supply .....	.....
Other .....	.....

<b>Tax rate .....</b>	<b>\$6.96</b>
Local school tax rate .....	3.57
County tax rate .....	0.96
Local purpose tax rate ....	2.43

### TAXES

Local school tax ...	\$293,490.59	
County taxes .....	79,319.50	
Special district taxes .....	.....	
Local purpose levy .....	.....	\$372,810.09
		200,884.42
<b>Total tax levy (tax duplicate) ..</b>		<b>\$573,694.51</b>

<b>Per Capita Total Tax Levy .....</b>	<b>\$78.36</b>
----------------------------------------	----------------

<b>Current</b>	
1950 taxes levied (total) .....	\$595,486.84
Collected in 1950 .....	569,524.44
Per cent of levy collected in 1950 ...	95.64
Transferred to liens .....	3,349.50
Cancelled, abated or adjusted ...	2,549.29
Outstanding December 31, 1950 ..	\$20,063.61

<b>All Prior Years Outstanding</b>	
Balance January 1, 1950 .....	\$20,785.05
Collected in 1950 .....	18,954.37
Balance December 31, 1950 .....	\$1,561.68

<b>Tax Title Liens Outstanding</b>	
Balance January 1, 1950 .....	\$69,564.40
Redeemed by cash .....	5,658.15
Balance December 31, 1950 .....	\$58,343.58

<b>Property Acquired by Deed or Foreclosure</b>	
Balance January 1, 1950 .....	\$26,800.00
Sale for cash .....	1,500.00
Balance December 31, 1950 .....	\$33,800.00

### CAPITAL DEBT, DECEMBER 31, 1950

<b>Gross Debt</b>	
School debt .....	\$555,000.00
Self-liquidating debt.	.....
Other capital debt ..	524,826.00
<b>TOTAL GROSS DEBT .....</b>	<b>\$1,079,826.00</b>
<b>Per Capita Gross Debt .....</b>	<b>\$147.50</b>

<b>Deductions for</b>	
School debt .....	\$555,000.00
Self-liquidating debt.	.....
Other capital debt ..	.....
<b>TOTAL DEDUCTIONS .....</b>	<b>555,000.00</b>
<b>NET DEBT .....</b>	<b>\$524,826.00</b>

<b>Average Assessed Valuations</b>	
Real Property 1948-1949-1950..	\$7,453,106.00
Per Cent of Net Debt .....	7.04

### CURRENT FINANCES DECEMBER 31, 1950

Cash .....	\$262,016.71
Taxes receivable .....	21,625.29
Tax title liens .....	58,343.58
Foreclosed property .....	33,800.00
Accounts receivable .....	1,899.57
State road aid receivable .....	.....
Emergencies and deferred charges ..	3,000.00
<b>TOTAL ASSETS .....</b>	<b>\$380,685.15</b>

Cash liabilities .....	\$37,852.56
Reserves .....	115,668.44
Surplus revenue .....	227,164.15

<b>TOTAL LIABILITIES AND SURPLUS .....</b>	<b>\$380,685.15</b>
--------------------------------------------	---------------------

**CHATHAM TOWNSHIP—MORRIS COUNTY**

Population Census, 1950—2,815      Land Area 9.0 sq. mi.      Net Valuation Taxable \$2,565,196  
 1940—2,026

**EXPENDITURES AND RE-REQUIRED PAYMENTS FOR 1950**

**General Government**

Administrative and executive .... \$13,000.00  
 Assessment and collection of taxes 2,800.00  
 Finance Department .....

**Protection to Persons & Property**

Fire ..... 10,715.00  
 Police ..... 8,940.00  
 Other .....

**Streets and Roads**

Repairs and maintenance ..... 14,450.00  
 Street lighting ..... 3,425.00

**Sanitation**

Street cleaning .....  
 Garbage and ash removal ..... 1.00  
 Sewers .....

**Health and Charities**

Health service ..... 1,850.00  
 Poor (including relief) ..... 190.00  
 Hospitals (aid and maintenance) .. 500.00  
 Other .....

**Recreation**

Beaches and boardwalks .....  
 Parks and playgrounds .....  
 Other .....

**Educational**  
 (Exclusive of school districts) ..

**Unclassified Purposes**  
 (Including contingent) .....

---

SUB-TOTAL—Municipal functions.. \$55,871.00

**Tax rate ..... \$6.51**  
 Local school tax rate ..... 4.76  
 County tax rate ..... 1.00  
 Local purpose tax rate .... 0.75

**TAXES**

Local school tax ... \$122,226.82  
 County taxes ..... 25,619.26  
 Special district taxes .....

---

Local purpose levy ..... \$147,846.08  
 19,137.08

---

Total tax levy (tax duplicate) .. \$166,983.16

**Per Capita Total Tax Levy ..... \$59.32**

**Current**

1950 taxes levied (total) ..... \$170,495.93  
 Collected in 1950 ..... 162,612.51  
 Per cent of levy collected in 1950 ... 95.38

Transferred to liens ..... 380.26  
 Cancelled, abated or adjusted ..... 1,590.27  
 Outstanding December 31, 1950 .. \$5,912.89

**All Prior Years Outstanding**

Balance January 1, 1950 ..... \$6,963.53  
 Collected in 1950 ..... 6,923.07  
 Balance December 31, 1950 ..... \$40.46

**Tax Title Liens Outstanding**

Balance January 1, 1950 ..... \$2,576.98  
 Redeemed by cash ..... 40.20  
 Balance December 31, 1950 ..... \$2,917.04

**Property Acquired by Deed or Foreclosure**

Balance January 1, 1950 ..... \$1,000.00  
 Sale for cash .....  
 Balance December 31, 1950 ..... \$1,000.00

**CAPITAL DEBT, DECEMBER 31, 1950**

**Gross Debt**

School debt ..... \$221,500.00  
 Self-liquidating debt. ....  
 Other capital debt ..

---

**TOTAL GROSS DEBT ..... \$221,500.00**

**Per Capita Gross Debt ..... \$78.69**

**Deductions for**

School debt ..... \$140,872.00  
 Self-liquidating debt. ....  
 Other capital debt ..

---

**TOTAL DEDUCTIONS ..... 140,872.00**

**NET DEBT ..... \$80,628.00**

**Average Assessed Valuations**

Real Property 1948-1949-1950.. \$2,347,870.00  
 Per Cent of Net Debt ..... 3.43

**CURRENT FINANCES DECEMBER 31, 1950**

Cash ..... \$34,768.24  
 Taxes receivable ..... 5,953.35  
 Tax title liens ..... 2,917.04  
 Foreclosed property ..... 1,000.00  
 Accounts receivable ..... 896.56  
 State road aid receivable ..... 7,077.75  
 Emergencies and deferred charges ..

**TOTAL ASSETS ..... \$52,612.94**

Cash liabilities ..... 9,742.42  
 Reserves ..... 10,766.95  
 Surplus revenue ..... 32,103.57

**TOTAL LIABILITIES AND SURPLUS ..... \$52,612.94**

**Per Capita—Municipal functions ... \$19.85**

Capital imp'ts and capital imp't fund \$6,000.00

**Debt Service**

Principal payments .....  
 Interest payments .. \$100.00

Total ..... 100.00

**Per Capita Debt Service ..... \$0.04**

**Deferred Charges and Statutory Expenditures**

Emergencies .....  
 Other deferred chgs. ....

Total .....

**TOTAL—Municipal expenditures ... \$61,971.00**

**Required Payments for Local School, County, and Special District Taxes ..... 147,846.08**

**TOTAL EXPENDITURES AND REQUIRED PAYMENTS ..... \$209,817.08**

Reserve for uncollected taxes ..... \$16,715.08

**GRAND TOTAL—Budget ..... \$226,532.16**

**RECEIPTS AND REVENUES REALIZED IN 1950 TO MEET EXPENDITURES AND RE-REQUIRED PAYMENTS**

Surplus revenue appropriated .. \$20,000.00  
 Miscellaneous revenues realized. 30,044.61  
 State aid revenues realized ..... 10,276.75  
 Delinquent taxes including  
 liens—1950 collections ..... 6,963.27  
 Current taxes—1950 collections.. 162,612.51  
 Emergency borrowings .....

**TOTAL RECEIPTS AND REVENUES REALIZED ..... \$229,897.14**

**CAPITAL OUTLAY—1950**

Beaches and boardwalks .....  
 Buildings and equipment .....  
 Parks and playgrounds .....  
 Sewers .....  
 Streets, roads and bridges .....  
 Water supply .....  
 Other .....

## CHESILHURST BOROUGH—CAMDEN COUNTY

Population Census, 1950—322  
1940—308

Land Area 1.89 sq. mi.

Net Valuation Taxable \$148,510

### EXPENDITURES AND REQUIRED PAYMENTS FOR 1950 General Government

Administrative and executive .....	\$1,945.00
Assessment and collection of taxes .....	1,030.00
Finance Department .....	.....
<b>Protection to Persons &amp; Property</b>	
Fire .....	50.00
Police .....	400.00
Other .....	.....
<b>Streets and Roads</b>	
Repairs and maintenance .....	1,205.00
Street lighting .....	400.00
<b>Sanitation</b>	
Street cleaning .....	.....
Garbage and ash removal .....	.....
Sewers .....	.....
<b>Health and Charities</b>	
Health service .....	25.00
Poor (including relief) .....	229.00
Hospitals (aid and maintenance) .....	.....
Other .....	.....
<b>Recreation</b>	
Beaches and boardwalks .....	.....
Parks and playgrounds .....	.....
Other .....	.....
<b>Educational</b> (Exclusive of school districts) ..	
.....	.....
<b>Unclassified Purposes</b> (Including contingent) .....	
.....	.....
<b>SUB-TOTAL—Municipal functions..</b>	<b>\$5,284.00</b>

<b>Per Capita—Municipal functions ....</b>	<b>\$16.41</b>
Capital imp'ts and capital imp't fund .....	.....
<b>Debt Service</b>	
Principal payments ..	.....
Interest payments ..	.....

Total .....	.....
<b>Per Capita Debt Service .....</b>	
.....	.....
<b>Deferred Charges and Statutory Expenditures</b>	
Emergencies .....	\$300.00
Other deferred chgs. ....	292.64

Total .....	\$592.64
<b>TOTAL—Municipal expenditures ..</b>	<b>\$5,876.64</b>

<b>Required Payments for Local School, County, and Special District Taxes .....</b>	<b>5,430.23</b>
-------------------------------------------------------------------------------------	-----------------

<b>TOTAL EXPENDITURES AND REQUIRED PAYMENTS .....</b>	<b>\$11,306.87</b>
Reserve for uncollected taxes .....	.....
<b>GRAND TOTAL—Budget .....</b>	<b>\$11,306.87</b>

### RECEIPTS AND REVENUES REALIZED IN 1950 TO MEET EXPENDITURES AND REQUIRED PAYMENTS

Surplus revenue appropriated ..	.....
Miscellaneous revenues realized. ....	\$4,778.98
State aid revenues realized .....	840.60
Delinquent taxes including liens—1950 collections .....	2,697.17
Current taxes—1950 collections..	5,171.63
Emergency borrowings .....	.....
<b>TOTAL RECEIPTS AND REVENUES REALIZED .....</b>	<b>\$13,488.38</b>

### CAPITAL OUTLAY—1950

Beaches and boardwalks .....	.....
Buildings and equipment .....	.....
Parks and playgrounds .....	.....
Sewers .....	.....
Streets, roads and bridges .....	.....
Water supply .....	.....
Other .....	.....

<b>Tax rate .....</b>	<b>\$7.40</b>
Local school tax rate .....	2.22
County tax rate .....	1.44
Local purpose tax rate ....	3.74

### TAXES

Local school tax ...	\$3,293.66	
County taxes .....	2,136.57	
Special district taxes .....	.....	
Local purpose levy .....	.....	\$5,430.23
		5,533.30
<b>Total tax levy (tax duplicate) ..</b>		<b>\$10,963.53</b>

<b>Per Capita Total Tax Levy .....</b>	<b>\$34.05</b>
----------------------------------------	----------------

<b>Current</b>	
1950 taxes levied (total) .....	\$11,256.17
Collected in 1950 .....	5,171.63
Per cent of levy collected in 1950 ...	45.94
Transferred to liens .....	4,315.59
Cancelled, abated or adjusted ..	.....
Outstanding December 31, 1950 ..	\$1,768.95

<b>All Prior Years Outstanding</b>	
Balance January 1, 1950 .....	\$3,015.97
Collected in 1950 .....	1,604.67
Balance December 31, 1950 .....	\$879.27

<b>Tax Title Liens Outstanding</b>	
Balance January 1, 1950 .....	\$73,222.66
Redeemed by cash .....	1,092.50
Balance December 31, 1950 .....	\$77,130.17

<b>Property Acquired by Deed or Foreclosure</b>	
Balance January 1, 1950 .....	\$8,395.00
Sale for cash .....	.....
Balance December 31, 1950 .....	\$8,395.00

### CAPITAL DEBT, DECEMBER 31, 1950

<b>Gross Debt</b>	
School debt .....	.....
Self-liquidating debt. ....	.....
Other capital debt ..	.....

<b>TOTAL GROSS DEBT .....</b>	<b>.....</b>
<b>Per Capita Gross Debt .....</b>	<b>.....</b>

<b>Deductions for</b>	
School debt .....	.....
Self-liquidating debt. ....	.....
Other capital debt ..	.....

<b>TOTAL DEDUCTIONS .....</b>	<b>.....</b>
<b>NET DEBT .....</b>	<b>.....</b>

<b>Average Assessed Valuations</b>	
Real Property 1948-1949-1950..	\$131,932.00
<b>Per Cent of Net Debt .....</b>	<b>.....</b>

### CURRENT FINANCES DECEMBER 31, 1950

Cash .....	\$6,626.12
Taxes receivable .....	2,648.22
Tax title liens .....	77,130.17
Foreclosed property .....	8,395.00
Accounts receivable .....	33.87
State road aid receivable .....	.....
Emergencies and deferred charges ..	15,899.49

<b>TOTAL ASSETS .....</b>	<b>\$110,732.87</b>
---------------------------	---------------------

Cash liabilities .....	22,525.61
Reserves .....	88,207.26
Surplus revenue .....	.....

<b>TOTAL LIABILITIES AND SURPLUS .....</b>	<b>\$110,732.87</b>
--------------------------------------------	---------------------

# CHESTER BOROUGH—MORRIS COUNTY

Population Census, 1950—754  
1940—650

Land Area 1.62 sq. mi.

Net Valuation Taxable \$529,680

## EXPENDITURES AND REQUIRED PAYMENTS FOR 1950

<b>General Government</b>	
Administrative and executive .....	\$3,975.00
Assessment and collection of taxes	1,000.00
Finance Department .....	.....
<b>Protection to Persons &amp; Property</b>	
Fire .....	700.00
Police .....	1,200.00
Other .....	.....
<b>Streets and Roads</b>	
Repairs and maintenance .....	6,720.00
Street lighting .....	1,500.00
<b>Sanitation</b>	
Street cleaning .....	.....
Garbage and ash removal .....	100.00
Sewers .....	.....
<b>Health and Charities</b>	
Health service .....	175.00
Poor (including relief) .....	160.00
Hospitals (aid and maintenance) ..	100.00
Other .....	.....
<b>Recreation</b>	
Beaches and boardwalks .....	.....
Parks and playgrounds .....	.....
Other .....	.....
<b>Educational</b>	
(Exclusive of school districts) ..	500.00
<b>Unclassified Purposes</b>	
(Including contingent) .....	750.00
<b>SUB-TOTAL—Municipal functions..</b>	<b>\$16,880.00</b>

<b>Per Capita—Municipal functions .....</b>	
Capital imp'ts and capital imp't fund	\$22.39
<b>Debt Service</b>	\$2,500.00
Principal payments ..	.....
Interest payments ..	.....
Total .....	.....
<b>Per Capita Debt Service .....</b>	
<b>Deferred Charges and Statutory Expenditures</b>	
Emergencies .....	.....
Other deferred chgs. .....	.....
Total .....	.....
<b>TOTAL—Municipal expenditures ..</b>	<b>\$19,380.00</b>

<b>Required Payments for Local School, County, and Special District Taxes .....</b>	
	17,958.46
<b>TOTAL EXPENDITURES AND REQUIRED PAYMENTS .....</b>	<b>\$37,338.46</b>
Reserve for uncollected taxes .....	\$4,811.45
<b>GRAND TOTAL—Budget .....</b>	<b>\$42,149.91</b>

## RECEIPTS AND REVENUES REALIZED IN 1950 TO MEET EXPENDITURES AND REQUIRED PAYMENTS

Surplus revenue appropriated ..	\$5,000.00
Miscellaneous revenues realized.	4,840.97
State aid revenues realized .....	1,548.00
<b>Delinquent taxes including</b>	
liens—1950 collections .....	2,294.91
Current taxes—1950 collections..	28,956.73
Emergency borrowings .....	.....
<b>TOTAL RECEIPTS AND REVENUES REALIZED .....</b>	<b>\$42,640.61</b>

### CAPITAL OUTLAY—1950

Beaches and boardwalks .....	.....
Buildings and equipment .....	.....
Parks and playgrounds .....	.....
Sewers .....	.....
Streets, roads and bridges .....	\$509.95
Water supply .....	.....
Other .....	.....

<b>Tax rate .....</b>	<b>\$5.91</b>
Local school tax rate .....	2.38
County tax rate .....	1.00
Local purpose tax rate .....	2.53

### TAXES

Local school tax ...	\$12,625.59	
County taxes .....	5,332.87	
Special district taxes .....	.....	
Local purpose levy .....	.....	\$17,958.46
		13,293.45
<b>Total tax levy (tax duplicate) ..</b>		<b>\$31,251.91</b>

<b>Per Capita Total Tax Levy .....</b>	<b>\$41.45</b>
----------------------------------------	----------------

### Current

1950 taxes levied (total) .....	\$31,633.34
Collected in 1950 .....	28,956.73
Per cent of levy collected in 1950 ...	91.54
Transferred to liens .....	.....
Cancelled, abated or adjusted .....	44.33
Outstanding December 31, 1950 ..	\$2,632.28

### All Prior Years Outstanding

Balance January 1, 1950 .....	\$3,113.76
Collected in 1950 .....	2,294.91
Balance December 31, 1950 .....	\$743.47

### Tax Title Liens Outstanding

Balance January 1, 1950 .....	.....
Redeemed by cash .....	.....
Balance December 31, 1950 .....	.....

### Property Acquired by Deed or Foreclosure

Balance January 1, 1950 .....	.....
Sale for cash .....	.....
Balance December 31, 1950 .....	.....

### CAPITAL DEBT, DECEMBER 31, 1950

<b>Gross Debt</b>	
School debt .....	\$22,726.00
Self-liquidating debt. ....	.....
Other capital debt ..	.....
<b>TOTAL GROSS DEBT .....</b>	<b>\$22,726.00</b>
<b>Per Capita Gross Debt .....</b>	<b>\$30.14</b>

### Deductions for

School debt .....	\$22,726.00
Self-liquidating debt. ....	.....
Other capital debt ..	.....
<b>TOTAL DEDUCTIONS .....</b>	<b>22,726.00</b>

**NET DEBT .....**

### Average Assessed Valuations

Real Property 1948-1949-1950..	\$430,385.00
<b>Per Cent of Net Debt .....</b>	<b>.....</b>

### CURRENT FINANCES DECEMBER 31, 1950

Cash .....	\$21,121.54
Taxes receivable .....	3,375.75
Tax title liens .....	.....
Foreclosed property .....	.....
Accounts receivable .....	471.86
State road aid receivable .....	.....
Emergencies and deferred charges ..	.....
<b>TOTAL ASSETS .....</b>	<b>\$24,969.15</b>

Cash liabilities .....	\$3,099.93
Reserves .....	3,847.61
Surplus revenue .....	18,021.61

**TOTAL LIABILITIES AND SURPLUS .....** \$24,969.15

## CHESTER TOWNSHIP—MORRIS COUNTY

Population Census, 1950—1,298  
1940—874

Land Area 28.68 sq. mi.

Net Valuation Taxable \$2,014,760

### EXPENDITURES AND RE- QUIRED PAYMENTS FOR 1950

<b>General Government</b>	
Administrative and executive .....	\$6,450.00
Assessment and collection of taxes .....	2,000.00
Finance Department .....	300.00
<b>Protection to Persons &amp; Property</b>	
Fire .....	700.00
Police .....	675.00
Other .....	.....
<b>Streets and Roads</b>	
Repairs and maintenance .....	28,750.00
Street lighting .....	.....
<b>Sanitation</b>	
Street cleaning .....	.....
Garbage and ash removal .....	.....
Sewers .....	.....
<b>Health and Charities</b>	
Health service .....	425.00
Poor (including relief) .....	600.00
Hospitals (aid and maintenance) .....	.....
Other .....	.....
<b>Recreation</b>	
Beaches and boardwalks .....	.....
Parks and playgrounds .....	.....
Other .....	.....
<b>Educational</b>	
(Exclusive of school districts) ..	400.00
<b>Unclassified Purposes</b>	
(Including contingent) .....	300.00
<b>SUB-TOTAL—Municipal functions..</b>	<b>\$40,600.00</b>

<b>Per Capita—Municipal functions .....</b>	<b>\$31.28</b>
Capital imp'ts and capital imp't fund .....	\$8,500.00
<b>Debt Service</b>	
Principal payments .....	.....
Interest payments .....	.....
<b>Total .....</b>	<b>.....</b>

<b>Per Capita Debt Service .....</b>	
<b>Deferred Charges and Statutory Expenditures</b>	
Emergencies .....	.....
Other deferred chgs. .....	\$1,700.00
<b>Total .....</b>	<b>1,700.00</b>

<b>TOTAL—Municipal expenditures ..</b>	<b>\$50,800.00</b>
----------------------------------------	--------------------

<b>Required Payments for Local School, County, and Special District Taxes .....</b>	<b>68,354.69</b>
-------------------------------------------------------------------------------------	------------------

<b>TOTAL EXPENDITURES AND REQUIRED PAYMENTS .....</b>	<b>\$119,154.69</b>
-------------------------------------------------------	---------------------

Reserve for uncollected taxes .....	\$21,171.10
-------------------------------------	-------------

<b>GRAND TOTAL—Budget .....</b>	<b>\$140,325.79</b>
---------------------------------	---------------------

### RECEIPTS AND REVENUES REALIZED IN 1950 TO MEET EXPENDITURES AND RE- QUIRED PAYMENTS

Surplus revenue appropriated ..	\$16,500.00
Miscellaneous revenues realized ..	12,461.94
State aid revenues realized .....	5,200.00
<b>Delinquent taxes including</b>	
liens—1950 collections .....	12,071.99
Current taxes—1950 collections ..	96,551.24
Emergency borrowings .....	.....
<b>TOTAL RECEIPTS AND REVENUES REALIZED .....</b>	<b>\$142,785.17</b>

### CAPITAL OUTLAY—1950

Beaches and boardwalks .....	.....
Buildings and equipment .....	\$17,326.43
Parks and playgrounds .....	.....
Sewers .....	.....
Streets, roads and bridges .....	.....
Water supply .....	.....
Other .....	.....

<b>Tax rate .....</b>	<b>\$5.08</b>
Local school tax rate .....	2.38
County tax rate .....	1.00
Local purpose tax rate .....	1.70

### TAXES

Local school tax ..	\$48,024.33	
County taxes .....	20,262.66	
Special district taxes .....	67.70	
<b>Local purpose levy .....</b>	<b>\$68,354.69</b>	
<b>Total tax levy (tax duplicate) ..</b>	<b>\$102,375.79</b>	
<b>Per Capita Total Tax Levy .....</b>		
	<b>\$78.87</b>	

<b>Current</b>	
1950 taxes levied (total) .....	\$103,718.01
Collected in 1950 .....	96,551.24
Per cent of levy col- lected in 1950 .....	93.09
Transferred to liens .....	148.87
Cancelled, abated or adjusted .....	55.88
Outstanding December 31, 1950 ..	\$6,962.02

<b>All Prior Years Outstanding</b>	
Balance January 1, 1950 .....	\$16,363.77
Collected in 1950 .....	12,071.99
Balance December 31, 1950 .....	\$4,203.31

<b>Tax Title Liens Outstanding</b>	
Balance January 1, 1950 .....	\$3,267.08
Redeemed by cash .....	.....
Balance December 31, 1950 .....	\$3,415.95

<b>Property Acquired by Deed or Foreclosure</b>	
Balance January 1, 1950 .....	.....
Sale for cash .....	.....
Balance December 31, 1950 .....	.....

### CAPITAL DEBT, DECEMBER 31, 1950

<b>Gross Debt</b>	
School debt .....	\$87,274.00
Self-liquidating debt .....	.....
Other capital debt ..	.....
<b>TOTAL GROSS DEBT .....</b>	<b>\$87,274.00</b>
<b>Per Capita Gross Debt .....</b>	<b>\$67.24</b>

<b>Deductions for</b>	
School debt .....	\$87,274.00
Self-liquidating debt .....	.....
Other capital debt ..	.....
<b>TOTAL DEDUCTIONS .....</b>	<b>87,274.00</b>

<b>NET DEBT .....</b>	<b>.....</b>
-----------------------	--------------

<b>Average Assessed Valuations</b>	
Real Property 1948-1949-1950 ..	\$1,652,220.00
Per Cent of Net Debt .....	.....

### CURRENT FINANCES DECEMBER 31, 1950

Cash .....	\$41,086.52
Taxes receivable .....	11,165.33
Tax title liens .....	3,415.95
Foreclosed property .....	.....
Accounts receivable .....	11,472.76
State road aid receivable .....	5,200.00
Emergencies and deferred charges ..	1,525.00
<b>TOTAL ASSETS .....</b>	<b>\$73,865.56</b>

Cash liabilities .....	\$12,093.10
Reserves .....	26,054.04
Surplus revenue .....	35,718.42
<b>TOTAL LIABILITIES AND SURPLUS .....</b>	<b>\$73,865.56</b>

**CHESTERFIELD TOWNSHIP—BURLINGTON COUNTY**

Population Census, 1950—2,018      Land Area 21.88 sq. mi.      Net Valuation Taxable \$984,840  
 1940—1,766

<b>EXPENDITURES AND RE-REQUIRED PAYMENTS FOR 1950</b>	
<b>General Government</b>	
Administrative and executive .....	\$3,328.69
Assessment and collection of taxes .....	1,170.51
Finance Department .....	.....
<b>Protection to Persons &amp; Property</b>	
Fire .....	978.82
Police .....	305.03
Other .....	.....
<b>Streets and Roads</b>	
Repairs and maintenance .....	16,925.79
Street lighting .....	981.13
<b>Sanitation</b>	
Street cleaning .....	.....
Garbage and ash removal .....	.....
Sewers .....	.....
<b>Health and Charities</b>	
Health service .....	40.15
Poor (including relief) .....	1,044.00
Hospitals (aid and maintenance) .....	.....
Other .....	.....
<b>Recreation</b>	
Benches and boardwalks .....	.....
Parks and playgrounds .....	.....
Other .....	.....
<b>Educational</b>	
(Exclusive of school districts) ..	.....
<b>Unclassified Purposes</b>	
(Including contingent) .....	.....
<b>SUB-TOTAL—Municipal functions..</b>	<b>\$24,774.12</b>

<b>Per Capita—Municipal functions ..</b>	<b>\$12.28</b>
Capital imp'ts and capital imp't fund .....	.....
<b>Debt Service</b>	
Principal payments ..	.....
Interest payments ..	.....
Total .....	.....
<b>Per Capita Debt Service</b>	
.....	.....
<b>Deferred Charges and Statutory Expenditures</b>	
Emergencies .....	.....
Other deferred chgs. .....	\$9,001.10
Total .....	\$9,001.10

<b>TOTAL—Municipal expenditures ..</b>	<b>\$33,775.22</b>
<b>Required Payments for Local School, County, and Special District Taxes .....</b>	<b>38,439.26</b>
<b>TOTAL EXPENDITURES AND REQUIRED PAYMENTS .....</b>	<b>\$72,214.48</b>
Reserve for uncollected taxes .....	14,873.10
<b>GRAND TOTAL—Budget .....</b>	<b>\$87,087.58</b>

<b>RECEIPTS AND REVENUES REALIZED IN 1950 TO MEET EXPENDITURES AND RE-REQUIRED PAYMENTS</b>	
Surplus revenue appropriated ..	\$21,246.36
Miscellaneous revenues realized ..	18,539.36
State aid revenues realized .....	6,800.00
Delinquent taxes including	.....
liens—1950 collections .....	5,049.07
Current taxes—1950 collections ..	33,744.80
Emergency borrowings .....	.....
<b>TOTAL RECEIPTS AND REVENUES REALIZED .....</b>	<b>\$85,379.59</b>

<b>CAPITAL OUTLAY—1950</b>	
Beaches and boardwalks .....	.....
Buildings and equipment .....	.....
Parks and playgrounds .....	.....
Sewers .....	.....
Streets, roads and bridges .....	.....
Water supply .....	.....
Other .....	.....

<b>Tax rate .....</b>	<b>\$3.86</b>
Local school tax rate .....	1.90
County tax rate .....	1.96
Local purpose tax rate .....	.....

<b>TAXES</b>	
Local school tax ...	\$18,648.90
County taxes .....	19,260.36
Special district taxes .....	530.00
Local purpose levy .....	.....
<b>Total tax levy (tax duplicate) ..</b>	<b>\$38,439.26</b>

<b>Per Capita Total Tax Levy .....</b>	<b>\$19.05</b>
<b>Current</b>	
1950 taxes levied (total) .....	\$38,725.85
Collected in 1950 .....	33,744.80
Per cent of levy collected in 1950 ..	87.13
Transferred to liens .....	7.72
Cancelled, abated or adjusted .....	290.05
Outstanding December 31, 1950 ..	\$4,683.28

<b>All Prior Years Outstanding</b>	
Balance January 1, 1950 .....	\$5,703.20
Collected in 1950 .....	5,049.07
Balance December 31, 1950 .....	\$633.91

<b>Tax Title Liens Outstanding</b>	
Balance January 1, 1950 .....	\$106.24
Redeemed by cash .....	.....
Balance December 31, 1950 .....	\$113.96

<b>Property Acquired by Deed or Foreclosure</b>	
Balance January 1, 1950 .....	.....
Sale for cash .....	.....
Balance December 31, 1950 .....	.....

<b>CAPITAL DEBT, DECEMBER 31, 1950</b>	
<b>Gross Debt</b>	
School debt .....	.....
Self-liquidating debt .....	.....
Other capital debt ..	.....
<b>TOTAL GROSS DEBT .....</b>	<b>.....</b>
<b>Per Capita Gross Debt .....</b>	<b>.....</b>

<b>Deductions for</b>	
School debt .....	.....
Self-liquidating debt .....	.....
Other capital debt ..	.....
<b>TOTAL DEDUCTIONS .....</b>	<b>.....</b>
<b>NET DEBT .....</b>	<b>.....</b>

<b>Average Assessed Valuations</b>	
Real Property 1948-1949-1950 ..	\$830,583.00
Per Cent of Net Debt .....	.....

<b>CURRENT FINANCES DECEMBER 31, 1950</b>	
Cash .....	\$32,461.50
Taxes receivable .....	5,317.19
Tax title liens .....	113.96
Foreclosed property .....	.....
Accounts receivable .....	131.66
State road aid receivable .....	.....
Emergencies and deferred charges ..	.....
<b>TOTAL ASSETS .....</b>	<b>\$38,024.31</b>

Cash liabilities .....	\$4,593.29
Reserves .....	5,562.81
Surplus revenue .....	27,868.21
<b>TOTAL LIABILITIES AND SURPLUS .....</b>	<b>\$38,024.31</b>

**CINNAMINSON TOWNSHIP—BURLINGTON COUNTY**

Population Census, 1950—3,144  
1940—2,504

Land Area 7.55 sq. mi.

Net Valuation Taxable \$2,253,805

**EXPENDITURES AND RE-  
QUIRED PAYMENTS FOR 1950**

<b>General Government</b>	
Administrative and executive ....	\$7,279.31
Assessment and collection of taxes	7,065.54
Finance Department .....	1,105.15
<b>Protection to Persons &amp; Property</b>	
Fire .....	5,500.00
Police .....	15,100.00
Other .....	.....
<b>Streets and Roads</b>	
Repairs and maintenance .....	12,044.44
Street lighting .....	5,850.00
<b>Sanitation</b>	
Street cleaning .....	.....
Garbage and ash removal .....	.....
Sewers .....	.....
<b>Health and Charities</b>	
Health service .....	400.00
Poor (including relief) .....	2,850.00
Hospitals (aid and maintenance) ..	.....
Other .....	.....
<b>Recreation</b>	
Benches and boardwalks .....	.....
Parks and playgrounds .....	.....
Other .....	200.00
<b>Educational</b>	
(Exclusive of school districts) ..	100.00
<b>Unclassified Purposes</b>	
(Including contingent) .....	2,175.00
<b>SUB-TOTAL—Municipal functions..</b>	<b>\$59,669.44</b>

**Per Capita—Municipal functions** .... \$18.98  
Capital imp'ts and capital imp't fund .....

**Debt Service**  
Principal payments ..  
Interest payments ..

Total .....

**Per Capita Debt Service** .....

**Deferred Charges and Statutory Expenditures**  
Emergencies .....

Other deferred chgs. ....  
Total .....

**TOTAL—Municipal expenditures** ... \$59,669.44

**Required Payments for Local School, County, and Special District Taxes** .....

**TOTAL EXPENDITURES AND REQUIRED PAYMENTS** .... \$178,010.95

Reserve for uncollected taxes .....

**GRAND TOTAL—Budget** .....

**RECEIPTS AND REVENUES  
REALIZED IN 1950 TO MEET  
EXPENDITURES AND RE-  
QUIRED PAYMENTS**

Surplus revenue appropriated ..	\$13,000.00
Miscellaneous revenues realized.	47,518.11
State aid revenues realized .....	4,356.65
<b>Delinquent taxes including</b>	
liens—1950 collections .....	14,623.31
Current taxes—1950 collections ..	115,146.14
Emergency borrowings .....	.....

**TOTAL RECEIPTS AND REVENUES REALIZED** .....

**CAPITAL OUTLAY—1950**

Beaches and boardwalks .....	.....
Buildings and equipment .....	.....
Parks and playgrounds .....	.....
Sewers .....	.....
Streets, roads and bridges .....	.....
Water supply .....	.....
Other .....	.....

<b>Tax rate</b> .....	<b>\$5.74</b>
Local school tax rate .....	3.31
County tax rate .....	1.95
Local purpose tax rate .....	0.48

**TAXES**

Local school tax ...	\$74,503.00
County taxes .....	43,838.51
Special district taxes .....	.....
Local purpose levy .....	10,558.65
<b>Total tax levy (tax duplicate) ..</b>	<b>\$128,900.16</b>

**Per Capita Total Tax Levy** .....

**Current**

1950 taxes levied (total) .....	\$130,248.76
Collected in 1950 .....	115,146.14
Per cent of levy col- lected in 1950 ...	88.40
Transferred to liens .....	172.20
Cancelled, abated or adjusted .....	278.74
Outstanding December 31, 1950 ..	\$14,651.68

**All Prior Years Outstanding**

Balance January 1, 1950 .....	\$21,311.72
Collected in 1950 .....	14,487.67
Balance December 31, 1950 .....	\$6,077.67

**Tax Title Liens Outstanding**

Balance January 1, 1950 .....	\$2,716.75
Redeemed by cash .....	135.64
Balance December 31, 1950 .....	\$2,186.37

**Property Acquired by Deed or Foreclosure**

Balance January 1, 1950 .....	\$12,520.00
Sale for cash .....	6,427.50
Balance December 31, 1950 .....	\$7,510.00

**CAPITAL DEBT, DECEMBER 31, 1950**

**Gross Debt**

School debt .....	\$8,000.00
Self-liquidating debt. ....	.....
Other capital debt ..	2,525.00

**TOTAL GROSS DEBT** .....

**Per Capita Gross Debt** .....

**Deductions for**

School debt .....	\$8,000.00
Self-liquidating debt. ....	.....
Other capital debt ..	.....

**TOTAL DEDUCTIONS** .....

**NET DEBT** .....

**Average Assessed Valuations**

Real Property 1948-1949-1950 ..	\$1,947,733.00
Per Cent of Net Debt .....	0.12

**CURRENT FINANCES DECEMBER 31, 1950**

Cash .....	\$56,361.62
Taxes receivable .....	20,729.35
Tax title liens .....	2,186.37
Foreclosed property .....	7,510.00
Accounts receivable .....	1,498.37
State road aid receivable .....	1,217.53
Emergencies and deferred charges ..	3,797.92

**TOTAL ASSETS** .....

Cash liabilities .....	\$5,570.80
Reserves .....	31,924.09
Surplus revenue .....	55,806.27

**TOTAL LIABILITIES AND SURPLUS** .....

## CLARK TOWNSHIP—UNION COUNTY

Population Census, 1950—4,350  
1940—2,083

Land Area 4.8 sq. mi.

Net Valuation Taxable \$5,851,487

### EXPENDITURES AND RE- QUIRED PAYMENTS FOR 1950

<b>General Government</b>	
Administrative and executive . . .	\$12,525.00
Assessment and collection of taxes	5,475.00
Finance Department . . . . .	825.00
<b>Protection to Persons &amp; Property</b>	
Fire . . . . .	13,101.08
Police . . . . .	22,525.00
Other . . . . .	.....
<b>Streets and Roads</b>	
Repairs and maintenance . . . . .	9,262.03
Street lighting . . . . .	6,148.92
<b>Sanitation</b>	
Street cleaning . . . . .	4,987.97
Garbage and ash removal . . . . .	.....
Sewers . . . . .	.....
<b>Health and Charities</b>	
Health service . . . . .	945.00
Poor (including relief) . . . . .	345.00
Hospitals (aid and maintenance) . . . . .	.....
Other . . . . .	375.00
<b>Recreation</b>	
Beaches and boardwalks . . . . .	.....
Parks and playgrounds . . . . .	.....
Other . . . . .	.....
<b>Educational</b>	
(Exclusive of school districts) . . . . .	.....
<b>Unclassified Purposes</b>	
(Including contingent) . . . . .	1,000.00
<b>SUB-TOTAL—Municipal functions..</b>	<b>\$77,515.00</b>

<b>Per Capita—Municipal functions . . . . .</b>	<b>\$17.82</b>
Capital imp'ts and capital imp't fund	\$11,000.00
<b>Debt Service</b>	
Principal payments . . . . .	\$69,500.00
Interest payments .. . . .	4,072.00
Total . . . . .	73,572.00
<b>Per Capita Debt Service . . . . .</b>	<b>\$16.91</b>
<b>Deferred Charges and Statutory Expenditures</b>	
Emergencies . . . . .	\$2,000.00
Other deferred chgs. . . . .	4,051.50
Total . . . . .	6,051.50

**TOTAL—Municipal expenditures . . . . .** **\$168,138.50**

**Required Payments for Local School, County, and Special District Taxes . . . . .** **204,857.08**

**TOTAL EXPENDITURES AND REQUIRED PAYMENTS . . . . .** **\$372,995.58**

Reserve for uncollected taxes . . . . . \$41,805.61

**GRAND TOTAL—Budget . . . . .** **\$414,801.19**

### RECEIPTS AND REVENUES REALIZED IN 1950 TO MEET EXPENDITURES AND RE- QUIRED PAYMENTS

Surplus revenue appropriated . . . . .	\$18,500.00
Miscellaneous revenues realized.	68,404.79
State aid revenues realized . . . . .	10,065.61
<b>Delinquent taxes including</b>	
liens—1950 collections . . . . .	31,043.25
Current taxes—1950 collections..	309,782.22
Emergency borrowings . . . . .	.....

**TOTAL RECEIPTS AND REVENUES REALIZED . . . . .** **\$437,795.87**

### CAPITAL OUTLAY—1950

Beaches and boardwalks . . . . .	.....
Buildings and equipment . . . . .	\$22,193.16
Parks and playgrounds . . . . .	.....
Sewers . . . . .	.....
Streets, roads and bridges . . . . .	.....
Water supply . . . . .	.....
Other . . . . .	.....

<b>Tax rate . . . . .</b>	<b>\$5.48</b>
Local school tax rate . . . . .	2.72
County tax rate . . . . .	0.78
Local purpose tax rate . . . . .	1.98

### TAXES

Local school tax . . . . .	\$159,019.75
County taxes . . . . .	45,837.33
Special district taxes . . . . .	.....

Local purpose levy . . . . . \$204,857.08  
115,581.62

**Total tax levy (tax duplicate) ..** **\$320,438.70**

**Per Capita Total Tax Levy . . . . .** **\$73.66**

<b>Current</b>	
1950 taxes levied (total) . . . . .	\$331,486.79
Collected in 1950 . . . . .	309,782.22
Per cent of levy col- lected in 1950 . . . . .	93.45
Transferred to liens . . . . .	10,673.02
Cancelled, abated or adjusted . . . . .	2,035.93
Outstanding December 31, 1950 ..	\$8,995.62

### All Prior Years Outstanding

Balance January 1, 1950 . . . . .	\$19,412.43
Collected in 1950 . . . . .	15,620.23
Balance December 31, 1950 . . . . .	\$3,404.01

### Tax Title Liens Outstanding

Balance January 1, 1950 . . . . .	\$175,301.65
Redeemed by cash . . . . .	15,423.02
Balance December 31, 1950 . . . . .	\$170,891.35

### Property Acquired by Deed or Foreclosure

Balance January 1, 1950 . . . . .	\$16,860.00
Sale for cash . . . . .	.....
Balance December 31, 1950 . . . . .	\$16,860.00

### CAPITAL DEBT, DECEMBER 31, 1950

<b>Gross Debt</b>	
School debt . . . . .	\$503,296.00
Self-liquidating debt.	.....
Other capital debt .. . . .	150,000.00
<b>TOTAL GROSS DEBT . . . . .</b>	<b>\$653,296.00</b>
<b>Per Capita Gross Debt . . . . .</b>	<b>\$150.18</b>

### Deductions for

School debt . . . . .	\$290,020.00
Self-liquidating debt. . . . .	.....
Other capital debt .. . . .	.....

**TOTAL DEDUCTIONS . . . . .** **290,020.00**

**NET DEBT . . . . .** **\$363,276.00**

### Average Assessed Valuations

Real Property 1948-1949-1950..	\$4,378,733.00
Per Cent of Net Debt . . . . .	8.29

### CURRENT FINANCES DECEMBER 31, 1950

Cash . . . . .	\$132,909.40
Taxes receivable . . . . .	12,329.63
Tax title liens . . . . .	170,891.35
Foreclosed property . . . . .	16,860.00
Accounts receivable . . . . .	17,567.99
State road aid receivable . . . . .	19,496.00
Emergencies and deferred charges ..	.....

**TOTAL ASSETS . . . . .** **\$370,124.37**

Cash liabilities . . . . .	\$30,287.95
Reserves . . . . .	217,718.97
Surplus revenue . . . . .	122,117.45

**TOTAL LIABILITIES AND SURPLUS . . . . .** **\$370,124.37**

## CLAYTON BOROUGH—GLOUCESTER COUNTY

Population Census, 1950—3,003  
1940—2,320

Land Area 8.02 sq. mi.

Net Valuation Taxable \$1,522,638

<b>EXPENDITURES AND RE-REQUIRED PAYMENTS FOR 1950</b>	
<b>General Government</b>	
Administrative and executive . . . . .	\$5,501.65
Assessment and collection of taxes . . . . .	3,166.52
Finance Department . . . . .	.....
<b>Protection to Persons &amp; Property</b>	
Fire . . . . .	3,000.00
Police . . . . .	4,463.75
Other . . . . .	.....
<b>Streets and Roads</b>	
Repairs and maintenance . . . . .	8,825.46
Street lighting . . . . .	4,100.00
<b>Sanitation</b>	
Street cleaning . . . . .	.....
Garbage and ash removal . . . . .	50.00
Sewers . . . . .	.....
<b>Health and Charities</b>	
Health service . . . . .	547.62
Poor (including relief) . . . . .	950.00
Hospitals (aid and maintenance) . . . . .	.....
Other . . . . .	.....
<b>Recreation</b>	
Beaches and boardwalks . . . . .	.....
Parks and playgrounds . . . . .	.....
Other . . . . .	.....
<b>Educational</b>	
(Exclusive of school districts) . . . . .	375.00
<b>Unclassified Purposes</b>	
(Including contingent) . . . . .	600.00
<b>SUB-TOTAL—Municipal functions..</b>	<b>\$31,580.00</b>

<b>Per Capita—Municipal functions . . . . .</b>	<b>\$10.52</b>
Capital imp'ts and capital imp't fund	\$4,500.00
<b>Debt Service</b>	
Principal payments . . . . .	\$3,000.00
Interest payments . . . . .	2,000.00
<b>Total . . . . .</b>	<b>5,000.00</b>
<b>Per Capita Debt Service . . . . .</b>	<b>\$1.67</b>
<b>Deferred Charges and Statutory Expenditures</b>	
Emergencies . . . . .	.....
Other deferred chgs. . . . .	.....
<b>Total . . . . .</b>	<b>.....</b>

<b>TOTAL—Municipal expenditures . . . . .</b>	<b>\$41,080.00</b>
<b>Required Payments for Local School, County, and Special District Taxes . . . . .</b>	<b>88,031.94</b>

<b>TOTAL EXPENDITURES AND REQUIRED PAYMENTS . . . . .</b>	<b>\$129,111.94</b>
Reserve for uncollected taxes . . . . .	\$22,259.00
<b>GRAND TOTAL—Budget . . . . .</b>	<b>\$151,370.94</b>

<b>RECEIPTS AND REVENUES REALIZED IN 1950 TO MEET EXPENDITURES AND REQUIRED PAYMENTS</b>	
Surplus revenue appropriated . . . . .	\$4,000.00
Miscellaneous revenues realized . . . . .	17,144.50
State aid revenues realized . . . . .	8,712.40
<b>Delinquent taxes including</b>	
liens—1950 collections . . . . .	19,123.96
Current taxes—1950 collections.. . . .	92,115.55
Emergency borrowings . . . . .	.....
<b>TOTAL RECEIPTS AND REVENUES REALIZED . . . . .</b>	<b>\$141,096.41</b>

### CAPITAL OUTLAY—1950

Beaches and boardwalks . . . . .	.....
Buildings and equipment . . . . .	.....
Parks and playgrounds . . . . .	.....
Sewers . . . . .	.....
Streets, roads and bridges . . . . .	.....
Water supply . . . . .	.....
Other . . . . .	.....

<b>Tax rate . . . . .</b>	<b>\$7.20</b>
Local school tax rate . . . . .	4.78
County tax rate . . . . .	1.00
Local purpose tax rate . . . . .	1.42

### TAXES

Local school tax . . . . .	\$72,852.42	
County taxes . . . . .	15,179.52	
Special district taxes . . . . .	.....	
<b>Local purpose levy . . . . .</b>	<b>.....</b>	<b>\$88,031.94</b>
<b>Total tax levy (tax duplicate) . . . . .</b>	<b>.....</b>	<b>\$110,031.94</b>

<b>Per Capita Total Tax Levy . . . . .</b>	<b>\$36.64</b>
--------------------------------------------	----------------

<b>Current</b>	
1950 taxes levied (total) . . . . .	\$110,955.25
Collected in 1950 . . . . .	92,115.55
Per cent of levy collected in 1950 . . . . .	83.02
Transferred to liens . . . . .	536.51
Cancelled, abated or adjusted . . . . .	410.00
<b>Outstanding December 31, 1950 . . . . .</b>	<b>\$17,893.19</b>

<b>All Prior Years Outstanding</b>	
Balance January 1, 1950 . . . . .	\$24,056.38
Collected in 1950 . . . . .	18,752.84
<b>Balance December 31, 1950 . . . . .</b>	<b>\$4,266.42</b>

<b>Tax Title Liens Outstanding</b>	
Balance January 1, 1950 . . . . .	\$24,364.83
Redeemed by cash . . . . .	371.12
<b>Balance December 31, 1950 . . . . .</b>	<b>\$25,024.68</b>

<b>Property Acquired by Deed or Foreclosure</b>	
Balance January 1, 1950 . . . . .	\$1,717.54
Sale for cash . . . . .	1,240.85
<b>Balance December 31, 1950 . . . . .</b>	<b>\$283.52</b>

### CAPITAL DEBT, DECEMBER 31, 1950

<b>Gross Debt</b>	
School debt . . . . .	\$177,000.00
Self-liquidating debt . . . . .	54,200.00
Other capital debt . . . . .	47,000.00

<b>TOTAL GROSS DEBT . . . . .</b>	<b>\$278,200.00</b>
<b>Per Capita Gross Debt . . . . .</b>	<b>\$92.64</b>

<b>Deductions for</b>	
School debt . . . . .	\$110,801.00
Self-liquidating debt . . . . .	54,200.00
Other capital debt . . . . .	.....

<b>TOTAL DEDUCTIONS . . . . .</b>	<b>165,001.00</b>
<b>NET DEBT . . . . .</b>	<b>\$113,199.00</b>

<b>Average Assessed Valuations</b>	
Real Property 1948-1949-1950.. . . .	\$1,385,009.00
Per Cent of Net Debt . . . . .	8.17

### CURRENT FINANCES DECEMBER 31, 1950

Cash . . . . .	\$55,420.35
Taxes receivable . . . . .	22,159.61
Tax title liens . . . . .	25,024.68
Foreclosed property . . . . .	283.52
Accounts receivable . . . . .	909.63
State road aid receivable . . . . .	.....
Emergencies and deferred charges . . . . .	743.04

<b>TOTAL ASSETS . . . . .</b>	<b>\$104,540.83</b>
-------------------------------	---------------------

Cash liabilities . . . . .	\$2,733.14
Reserves . . . . .	48,377.44
Surplus revenue . . . . .	53,430.25

<b>TOTAL LIABILITIES AND SURPLUS . . . . .</b>	<b>\$104,540.83</b>
------------------------------------------------	---------------------

**CLEMENTON BOROUGH—CAMDEN COUNTY**

Population Census, 1950—3,199      Land Area 2.01 sq. mi.      Net Valuation Taxable \$1,848,386  
 1940—2,866

**EXPENDITURES AND REQUIRED PAYMENTS FOR 1950**

**General Government**

Administrative and executive .... \$8,069.00  
 Assessment and collection of taxes 6,497.92  
 Finance Department ..... 1,151.56

**Protection to Persons & Property**

Fire ..... 3,098.44  
 Police ..... 9,255.05  
 Other ..... .....

**Streets and Roads**

Repairs and maintenance ..... 8,498.03  
 Street lighting ..... 6,900.00

**Sanitation**

Street cleaning ..... ..  
 Garbage and ash removal ..... 4,080.00  
 Sewers ..... ..

**Health and Charities**

Health service ..... 825.00  
 Poor (including relief) ..... 125.00  
 Hospitals (aid and maintenance) ..  
 Other ..... ..

**Recreation**

Beaches and boardwalks .....  
 Parks and playgrounds .....  
 Other ..... ..

**Educational**  
 (Exclusive of school districts) .. 100.00

**Unclassified Purposes**  
 (Including contingent) ..... 300.00

---

SUB-TOTAL—Municipal functions.. \$48,900.00

**Per Capita—Municipal functions .... \$15.29**

Capital imp'ts and capital imp't fund .....

**Debt Service**

Principal payments . \$4,000.00  
 Interest payments .. 3,510.00

---

Total ..... \$7,510.00

**Per Capita Debt Service \$2.35**

**Deferred Charges and Statutory Expenditures**

Emergencies .....  
 Other deferred chgs. \$44.59

---

Total ..... 44.59

TOTAL—Municipal expenditures ... \$56,454.59

**Required Payments for Local School, County, and Special District Taxes ..... 110,949.34**

---

**TOTAL EXPENDITURES AND REQUIRED PAYMENTS .... \$167,403.93**

Reserve for uncollected taxes ..... \$18,780.42

---

GRAND TOTAL—Budget ..... \$186,184.35

**RECEIPTS AND REVENUES REALIZED IN 1950 TO MEET EXPENDITURES AND REQUIRED PAYMENTS**

Surplus revenue appropriated .. \$17,000.00  
 Miscellaneous revenues realized. 24,621.47  
 State aid revenues realized 3,401.00  
 Delinquent taxes including  
   liens—1950 collections ..... 17,408.89  
 Current taxes—1950 collections.. 118,434.22  
 Emergency borrowings ..... ..

---

**TOTAL RECEIPTS AND REVENUES REALIZED ..... \$180,865.58**

**CAPITAL OUTLAY—1950**

Beaches and boardwalks .....  
 Buildings and equipment .....  
 Parks and playgrounds .....  
 Sewers .....  
 Streets, roads and bridges .....  
 Water supply .....  
 Other ..... ..

**Tax rate ..... \$7.40**

Local school tax rate ..... 4.57  
 County tax rate ..... 1.43  
 Local purpose tax rate .... 1.40

**TAXES**

Local school tax ... \$84,433.02  
 County taxes ..... 26,516.32  
 Special district taxes .....

---

Local purpose levy ..... \$110,949.34  
 25,934.01

---

Total tax levy (tax duplicate) .. \$136,883.35

**Per Capita Total Tax Levy ..... \$42.79**

**Current**

1950 taxes levied (total) ..... \$136,138.42  
 Collected in 1950 ..... 118,434.22  
 Per cent of levy collected in 1950 ... 86.99  
 Transferred to liens .....  
 Cancelled, abated or adjusted ..  
 Outstanding December 31, 1950 .. \$17,704.20

**All Prior Years Outstanding**

Balance January 1, 1950 ..... \$21,967.36  
 Collected in 1950 ..... 11,577.62  
 Balance December 31, 1950 ..... \$10,706.46

**Tax Title Liens Outstanding**

Balance January 1, 1950 ..... \$72,892.12  
 Redeemed by cash ..... 5,831.27  
 Balance December 31, 1950 ..... \$67,060.85

**Property Acquired by Deed or Foreclosure**

Balance January 1, 1950 ..... \$30,995.75  
 Sale for cash ..... 2,403.00  
 Balance December 31, 1950 ..... \$27,542.75

**CAPITAL DEBT, DECEMBER 31, 1950**

**Gross Debt**

School debt ..... \$49,000.00  
 Self-liquidating debt. 64,000.00  
 Other capital debt .. 76,000.00

---

TOTAL GROSS DEBT ..... \$189,000.00

**Per Capita Gross Debt ..... \$59.08**

**Deductions for**

School debt ..... \$49,000.00  
 Self-liquidating debt. 64,000.00  
 Other capital debt .. ..

---

TOTAL DEDUCTIONS ..... 113,000.00

---

NET DEBT ..... \$76,000.00

**Average Assessed Valuations**

Real Property 1948-1949-1950.. \$1,716,253.00  
 Per Cent of Net Debt ..... 4.42

**CURRENT FINANCES DECEMBER 31, 1950**

Cash ..... \$44,575.09  
 Taxes receivable ..... 28,410.66  
 Tax title liens ..... 67,060.85  
 Foreclosed property ..... 27,542.75  
 Accounts receivable ..... 135.00  
 State road aid receivable ..... 652.66  
 Emergencies and deferred charges .. ..

---

TOTAL ASSETS ..... \$168,377.01

Cash liabilities ..... \$12,547.41  
 Reserves ..... 123,149.26  
 Surplus revenue ..... 32,680.34

---

TOTAL LIABILITIES AND SURPLUS ..... \$168,377.01

## CLIFFSIDE PARK BOROUGH—BERGEN COUNTY

Population Census, 1950—17,123      Land Area 1.0 sq. mi.      Net Valuation Taxable \$14,351,200  
 1940—16,892

<b>EXPENDITURES AND RE-REQUIRED PAYMENTS FOR 1950</b>	
<b>General Government</b>	
Administrative and executive . . . . .	\$38,694.30
Assessment and collection of taxes . . . . .	17,578.20
Finance Department . . . . .	2,450.00
<b>Protection to Persons &amp; Property</b>	
Fire . . . . .	72,000.00
Police . . . . .	114,400.00
Other . . . . .	.....
<b>Streets and Roads</b>	
Repairs and maintenance . . . . .	48,058.50
Street lighting . . . . .	14,625.00
<b>Sanitation</b>	
Street cleaning . . . . .	.....
Garbage and ash removal . . . . .	44,772.50
Sewers . . . . .	10,980.00
<b>Health and Charities</b>	
Health service . . . . .	14,280.00
Poor (including relief) . . . . .	21,937.50
Hospitals (aid and maintenance). . . . .	.....
Other . . . . .	.....
<b>Recreation</b>	
Beaches and boardwalks . . . . .	.....
Parks and playgrounds . . . . .	7,984.00
Other . . . . .	.....
<b>Educational</b>	
(Exclusive of school districts) . . . . .	8,020.00
<b>Unclassified Purposes</b>	
(Including contingent) . . . . .	11,156.00
<b>SUB-TOTAL—Municipal functions..</b>	<b>\$426,936.00</b>

<b>Per Capita—Municipal functions . . . . .</b>	<b>\$24.93</b>
Capital imp'ts and capital imp't fund . . . . .	.....
<b>Debt Service</b>	
Principal payments . . . . .	\$75,007.50
Interest payments . . . . .	9,712.25
<b>Total . . . . .</b>	<b>\$84,719.75</b>
<b>Per Capita Debt Service . . . . .</b>	
<b>\$4.95</b>	
<b>Deferred Charges and Statutory Expenditures</b>	
Emergencies . . . . .	\$5,000.00
Other deferred chgs. . . . .	29,845.55
<b>Total . . . . .</b>	<b>34,845.55</b>

**TOTAL—Municipal expenditures . . . . .** \$546,501.30

**Required Payments for Local School, County, and Special District Taxes . . . . .** 564,987.15

**TOTAL EXPENDITURES AND REQUIRED PAYMENTS . . . . .** \$1,111,488.45

Reserve for uncollected taxes . . . . . \$126,359.24

**GRAND TOTAL—Budget . . . . .** \$1,237,847.69

**RECEIPTS AND REVENUES REALIZED IN 1950 TO MEET EXPENDITURES AND REQUIRED PAYMENTS**

Surplus revenue appropriated . . . . .	\$125,000.00
Miscellaneous revenues realized . . . . .	117,461.11
State aid revenues realized . . . . .	9,836.00
<b>Delinquent taxes including</b>	
liens—1950 collections . . . . .	44,206.56
Current taxes—1950 collections..	922,480.76
Emergency borrowings . . . . .	.....
<b>TOTAL RECEIPTS AND REVENUES REALIZED . . . . .</b>	<b>\$1,218,984.43</b>

**CAPITAL OUTLAY—1950**

Beaches and boardwalks . . . . .	.....
Buildings and equipment . . . . .	\$1,057.98
Parks and playgrounds . . . . .	.....
Sewers . . . . .	.....
Streets, roads and bridges . . . . .	.....
Water supply . . . . .	.....
Other . . . . .	.....

<b>Tax rate . . . . .</b>	<b>\$6.76</b>
Local school tax rate . . . . .	3.12
County tax rate . . . . .	0.82
Local purpose tax rate . . . . .	2.82

**TAXES**

Local school tax . . . . .	\$447,969.62	
County taxes . . . . .	117,017.53	
Special district taxes . . . . .	.....	
<b>Local purpose levy . . . . .</b>	<b>.....</b>	<b>\$564,987.15</b>
<b>Total tax levy (tax duplicate) . . . . .</b>	<b>.....</b>	<b>\$971,511.69</b>
<b>Per Capita Total Tax Levy . . . . .</b>		
<b>\$56.74</b>		

<b>Current</b>		
1950 taxes levied (total) . . . . .	\$976,839.57	
Collected in 1950 . . . . .	922,480.76	
Per cent of levy collected in 1950 . . . . .	94.43	
Transferred to liens . . . . .	7,212.92	
Cancelled, abated or adjusted . . . . .	3,487.68	
Outstanding December 31, 1950 . . . . .	\$43,658.21	

<b>All Prior Years Outstanding</b>		
Balance January 1, 1950 . . . . .	\$43,405.38	
Collected in 1950 . . . . .	42,450.10	
Balance December 31, 1950 . . . . .	\$163.00	

<b>Tax Title Liens Outstanding</b>		
Balance January 1, 1950 . . . . .	\$101,030.30	
Redeemed by cash . . . . .	1,756.46	
Balance December 31, 1950 . . . . .	\$106,850.47	

<b>Property Acquired by Deed or Foreclosure</b>		
Balance January 1, 1950 . . . . .	\$70,711.71	
Sale for cash . . . . .	633.37	
Balance December 31, 1950 . . . . .	\$61,503.34	

**CAPITAL DEBT, DECEMBER 31, 1950**

<b>Gross Debt</b>		
School debt . . . . .	\$492,000.00	
Self-liquidating debt. . . . .	.....	
Other capital debt . . . . .	385,000.00	
<b>TOTAL GROSS DEBT . . . . .</b>	<b>\$877,000.00</b>	
<b>Per Capita Gross Debt . . . . .</b>	<b>\$51.22</b>	

<b>Deductions for</b>		
School debt . . . . .	\$492,000.00	
Self-liquidating debt. . . . .	.....	
Other capital debt . . . . .	.....	
<b>TOTAL DEDUCTIONS . . . . .</b>	<b>492,000.00</b>	
<b>NET DEBT . . . . .</b>	<b>\$385,000.00</b>	

<b>Average Assessed Valuations</b>		
Real Property 1948-1949-1950..	\$13,078,775.00	
Per Cent of Net Debt . . . . .	2.94	

**CURRENT FINANCES DECEMBER 31, 1950**

Cash . . . . .	\$345,663.97
Taxes receivable . . . . .	43,821.21
Tax title liens . . . . .	106,850.47
Foreclosed property . . . . .	61,503.34
Accounts receivable . . . . .	784.76
State road aid receivable . . . . .	.....
Emergencies and deferred charges . . . . .	.....
<b>TOTAL ASSETS . . . . .</b>	<b>\$558,623.75</b>

Cash liabilities . . . . .	\$18,180.23
Reserves . . . . .	212,959.78
Surplus revenue . . . . .	327,483.74
<b>TOTAL LIABILITIES AND SURPLUS . . . . .</b>	<b>\$558,623.75</b>

# CLIFTON CITY—PASSAIC COUNTY

Population Census, 1950—64,557      Land Area 11.2 sq. mi.      Net Valuation Taxable \$77,127,373  
 1940—48,827

## EXPENDITURES AND REQUIRED PAYMENTS FOR 1950

<b>General Government</b>	
Administrative and executive . . . .	\$110,826.81
Assessment and collection of taxes	51,182.44
Finance Department . . . . .	16,771.47
<b>Protection to Persons &amp; Property</b>	
Fire . . . . .	327,710.15
Police . . . . .	340,199.63
Other . . . . .	16,259.63
<b>Streets and Roads</b>	
Repairs and maintenance . . . . .	156,341.56
Street lighting . . . . .	53,000.00
<b>Sanitation</b>	
Street cleaning . . . . .	11,475.00
Garbage and ash removal . . . . .	155,693.33
Sewers . . . . .	132,635.17
<b>Health and Charities</b>	
Health service . . . . .	29,177.58
Poor (including relief) . . . . .	11,364.24
Hospitals (aid and maintenance) . . . . .	8,000.00
Other . . . . .	.....
<b>Recreation</b>	
Beaches and boardwalks . . . . .	.....
Parks and playgrounds . . . . .	25,912.00
Other . . . . .	79,651.00
<b>Educational</b>	
(Exclusive of school districts) . . . . .	31,342.92
<b>Unclassified Purposes</b>	
(Including contingent) . . . . .	114,525.33
<b>SUB-TOTAL—Municipal functions..</b>	<b>\$1,672,068.26</b>

<b>Per Capita—Municipal functions . . . . .</b>	<b>\$25.90</b>
Capital imp'ts and capital imp't fund	\$103,500.00
<b>Debt Service</b>	
Principal payments . . . \$388,000.00	
Interest payments . . . . 221,346.71	
<b>Total . . . . .</b>	<b>609,346.71</b>
<b>Per Capita Debt Service . . . . .</b>	<b>\$9.44</b>

<b>Deferred Charges and Statutory Expenditures</b>	
Emergencies . . . . . *\$489,993.60	
Other deferred chgs. . . . . 103,162.00	
<b>Total . . . . .</b>	<b>593,155.60</b>

<b>TOTAL—Municipal expenditures . . . . .</b>	<b>\$2,978,070.57</b>
-----------------------------------------------	-----------------------

<b>Required Payments for Local School, County, and Special District Taxes . . . . .</b>	<b>2,309,902.47</b>
-----------------------------------------------------------------------------------------	---------------------

<b>TOTAL EXPENDITURES AND REQUIRED PAYMENTS . . . . .</b>	<b>\$5,287,973.04</b>
-----------------------------------------------------------	-----------------------

Reserve for uncollected taxes . . . . .	\$366,919.63
<b>GRAND TOTAL—Budget . . . . .</b>	<b>\$5,654,892.72</b>

## RECEIPTS AND REVENUES REALIZED IN 1950 TO MEET EXPENDITURES AND REQUIRED PAYMENTS

Surplus revenue appropriated . . . . .	\$612,460.00
Miscellaneous revenues realized.	679,369.60
State aid revenues realized . . . . .	33,575.00
<b>Delinquent taxes including</b>	
liens—1950 collections . . . . .	174,726.36
Current taxes—1950 collections..	3,897,440.70
Emergency borrowings . . . . .	.....

<b>TOTAL RECEIPTS AND REVENUES REALIZED . . . . .</b>	<b>\$5,397,571.66</b>
-------------------------------------------------------	-----------------------

### CAPITAL OUTLAY—1950

Beaches and boardwalks . . . . .	.....
Buildings and equipment . . . . .	\$1,137,364.86
Parks and playgrounds . . . . .	35,022.94
Sewers . . . . .	169,444.42
Streets, roads and bridges . . . . .	11,875.18
Water supply . . . . .	83,762.72
Other . . . . .	41,659.72

\* Includes \$312,533.60 school emergency of 1950.

<b>Tax rate . . . . .</b>	<b>Real Property \$5.18</b>	<b>2nd Class R. R. Prop. &amp; Personal Prop. \$5.11</b>
---------------------------	-----------------------------	----------------------------------------------------------

### TAXES

Local school tax . . . . .	\$1,587,217.44
County taxes . . . . .	722,685.03
Special district taxes . . . . .	.....
Local purpose levy . . . . .	\$2,309,902.47
<b>Total tax levy (tax duplicate) ..</b>	<b>\$3,987,520.17</b>

<b>Per Capita Total Tax Levy . . . . .</b>	<b>\$61.77</b>
--------------------------------------------	----------------

<b>Current</b>	
1950 taxes levied (total) . . . . .	\$4,057,536.52
Collected in 1950 . . . . .	3,897,440.70
Per cent of levy collected in 1950 . . . . .	96.05
Transferred to liens . . . . .	2,776.48
Cancelled, abated or adjusted . . . . .	20,497.56
Outstanding December 31, 1950 ..	\$136,821.78

<b>All Prior Years Outstanding</b>	
Balance January 1, 1950 . . . . .	\$165,829.84
Collected in 1950 . . . . .	132,945.35
Balance December 31, 1950 . . . . .	\$28,412.91

<b>Tax Title Liens Outstanding</b>	
Balance January 1, 1950 . . . . .	\$30,512.93
Redeemed by cash . . . . .	856.14
Balance December 31, 1950 . . . . .	\$23,058.80

<b>Property Acquired by Deed or Foreclosure</b>	
Balance January 1, 1950 . . . . .	\$346,810.00
Sale for cash . . . . .	40,924.87
Balance December 31, 1950 . . . . .	\$288,985.00

### CAPITAL DEBT, DECEMBER 31, 1950

<b>Gross Debt</b>	
School debt . . . . .	\$3,662,669.00
Self-liquidating debt. . . . .	4,297,480.00
Other capital debt . . . . .	4,059,819.00

<b>TOTAL GROSS DEBT . . . . .</b>	<b>\$12,019,968.00</b>
<b>Per Capita Gross Debt . . . . .</b>	<b>\$186.19</b>

<b>Deductions for</b>	
School debt . . . . .	\$3,662,669.00
Self-liquidating debt. . . . .	4,297,480.00
Other capital debt . . . . .	47,500.00

<b>TOTAL DEDUCTIONS . . . . .</b>	<b>8,007,649.00</b>
<b>NET DEBT . . . . .</b>	<b>\$4,012,319.00</b>

<b>Average Assessed Valuations</b>	
Real Property 1948-1949-1950..	\$64,876,568.00
Per Cent of Net Debt . . . . .	6.18

### CURRENT FINANCES DECEMBER 31, 1950

Cash . . . . .	\$1,288,727.29
Taxes receivable . . . . .	165,234.69
Tax title liens . . . . .	23,058.80
Foreclosed property . . . . .	288,985.00
Accounts receivable . . . . .	6,279.30
State road aid receivable . . . . .	.....
Emergencies and deferred charges . . . . .	398,783.60

<b>TOTAL ASSETS . . . . .</b>	<b>\$2,171,068.68</b>
-------------------------------	-----------------------

Cash liabilities . . . . .	\$717,454.82
Reserves . . . . .	483,557.79
Surplus revenue . . . . .	970,056.07

<b>TOTAL LIABILITIES AND SURPLUS . . . . .</b>	<b>\$2,171,068.68</b>
------------------------------------------------	-----------------------

## CLINTON TOWN—HUNTERDON COUNTY

Population Census, 1950—1,121      Land Area 1.2 sq. mi.      Net Valuation Taxable \$1,201,991  
 1940—1,066

<b>EXPENDITURES AND REQUIRED PAYMENTS FOR 1950</b>	
<b>General Government</b>	
Administrative and executive . . . . .	\$7,559.70
Assessment and collection of taxes . . . . .	904.25
Finance Department . . . . .	152.75
<b>Protection to Persons &amp; Property</b>	
Fire . . . . .	3,787.25
Police . . . . .	2,251.00
Other . . . . .	.....
<b>Streets and Roads</b>	
Repairs and maintenance . . . . .	7,141.25
Street lighting . . . . .	1,709.05
<b>Sanitation</b>	
Street cleaning . . . . .	.....
Garbage and ash removal . . . . .	1,600.00
Sewers . . . . .	.....
<b>Health and Charities</b>	
Health service . . . . .	408.25
Poor (including relief) . . . . .	65.00
Hospitals (aid and maintenance) . . . . .	.....
Other . . . . .	.....
<b>Recreation</b>	
Beaches and boardwalks . . . . .	.....
Parks and playgrounds . . . . .	.....
Other . . . . .	.....
<b>Educational</b>	
(Exclusive of school districts) . . . . .	.....
<b>Unclassified Purposes</b>	
(Including contingent) . . . . .	50.00
<b>SUB-TOTAL—Municipal functions..</b>	<b>\$25,628.50</b>

<b>Per Capita—Municipal functions . . . . .</b>	<b>\$22.86</b>
Capital imp'ts and capital imp't fund . . . . .	\$740.00
<b>Debt Service</b>	
Principal payments . . . . .	.....
Interest payments . . . . .	\$10.00
<b>Total . . . . .</b>	<b>10.00</b>
<b>Per Capita Debt Service . . . . .</b>	<b>\$0.01</b>
<b>Deferred Charges and Statutory Expenditures</b>	
Emergencies . . . . .	.....
Other deferred chgs. . . . .	\$801.12
<b>Total . . . . .</b>	<b>801.12</b>

<b>TOTAL—Municipal expenditures . . . . .</b>	<b>\$27,179.62</b>
<b>Required Payments for Local School, County, and Special District Taxes . . . . .</b>	
	35,611.46
<b>TOTAL EXPENDITURES AND REQUIRED PAYMENTS . . . . .</b>	<b>\$62,791.08</b>
Reserve for uncollected taxes . . . . .	\$9,581.36
<b>GRAND TOTAL—Budget . . . . .</b>	<b>\$72,372.44</b>

<b>RECEIPTS AND REVENUES REALIZED IN 1950 TO MEET EXPENDITURES AND REQUIRED PAYMENTS</b>	
Surplus revenue appropriated . . . . .	.....
Miscellaneous revenues realized . . . . .	\$6,750.67
State aid revenues realized . . . . .	994.00
<b>Delinquent taxes including</b>	
liens—1950 collections . . . . .	7,305.61
current taxes—1950 collections.. . . .	55,751.66
Emergency borrowings . . . . .	.....
<b>TOTAL RECEIPTS AND REVENUES REALIZED . . . . .</b>	<b>\$70,801.94</b>

<b>CAPITAL OUTLAY—1950</b>	
Beaches and boardwalks . . . . .	.....
Buildings and equipment . . . . .	.....
Parks and playgrounds . . . . .	.....
Sewers . . . . .	.....
Streets, roads and bridges . . . . .	.....
Water supply . . . . .	.....
Other . . . . .	.....

<b>Tax rate . . . . .</b>	<b>\$4.89</b>
Local school tax rate . . . . .	2.00
County tax rate . . . . .	0.97
Local purpose tax rate . . . . .	1.92

<b>TAXES</b>	
Local school tax . . . . .	\$23,989.98
County taxes . . . . .	11,621.48
Special district taxes . . . . .	.....
<b>Local purpose levy . . . . .</b>	<b>\$35,611.46</b>
<b>Total tax levy (tax duplicate) . . . . .</b>	<b>\$59,884.94</b>

<b>Per Capita Total Tax Levy . . . . .</b>	
	<b>\$53.42</b>
<b>Current</b>	
1950 taxes levied (total) . . . . .	\$60,424.28
Collected in 1950 . . . . .	55,751.66
Per cent of levy collected in 1950 . . . . .	92.26
Transferred to liens . . . . .	.....
Cancelled, abated or adjusted . . . . .	84.62
Outstanding December 31, 1950 . . . . .	\$4,588.00

<b>All Prior Years Outstanding</b>	
Balance January 1, 1950 . . . . .	\$8,573.38
Collected in 1950 . . . . .	7,305.61
Balance December 31, 1950 . . . . .	\$378.86

<b>Tax Title Liens Outstanding</b>	
Balance January 1, 1950 . . . . .	.....
Redeemed by cash . . . . .	.....
Balance December 31, 1950 . . . . .	.....

<b>Property Acquired by Deed or Foreclosure</b>	
Balance January 1, 1950 . . . . .	.....
Sale for cash . . . . .	.....
Balance December 31, 1950 . . . . .	.....

### CAPITAL DEBT, DECEMBER 31, 1950

<b>Gross Debt</b>	
School debt . . . . .	\$85,892.00
Self-liquidating debt. . . . .	208,000.00
Other capital debt . . . . .	.....
<b>TOTAL GROSS DEBT . . . . .</b>	<b>293,892.00</b>
<b>Per Capita Gross Debt . . . . .</b>	<b>\$262.17</b>

<b>Deductions for</b>	
School debt . . . . .	\$85,892.00
Self-liquidating debt. . . . .	208,000.00
Other capital debt . . . . .	.....
<b>TOTAL DEDUCTIONS . . . . .</b>	<b>\$293,892.00</b>
<b>NET DEBT . . . . .</b>	<b>.....</b>

<b>Average Assessed Valuations</b>	
Real Property 1948-1949-1950.. . . .	\$979,089.00
Per Cent of Net Debt . . . . .	.....

### CURRENT FINANCES DECEMBER 31, 1950

Cash . . . . .	\$19,257.97
Taxes receivable . . . . .	4,966.86
Tax title liens . . . . .	.....
Foreclosed property . . . . .	.....
Accounts receivable . . . . .	.....
State road aid receivable . . . . .	.....
Emergencies and deferred charges . . . . .	118.50
<b>TOTAL ASSETS . . . . .</b>	<b>\$24,343.33</b>

Cash liabilities . . . . .	\$825.88
Reserves . . . . .	4,966.86
Surplus revenue . . . . .	18,550.59
<b>TOTAL LIABILITIES AND SURPLUS . . . . .</b>	<b>\$24,343.33</b>

**CLINTON TOWNSHIP—HUNTERDON COUNTY**

Population Census, 1950—2,933  
1940—2,349

Land Area 33.9 sq. mi.

Net Valuation Taxable \$1,962,455

**EXPENDITURES AND REQUIRED PAYMENTS FOR 1950**

<b>General Government</b>	
Administrative and executive .....	\$4,254.00
Assessment and collection of taxes .....	1,275.00
Finance Department .....	150.00
<b>Protection to Persons &amp; Property</b>	
Fire .....	950.00
Police .....	945.00
Other .....	.....
<b>Streets and Roads</b>	
Repairs and maintenance .....	17,218.44
Street lighting .....	.....
<b>Sanitation</b>	
Street cleaning .....	.....
Garbage and ash removal .....	.....
Sewers .....	.....
<b>Health and Charities</b>	
Health service .....	200.00
Poor (including relief) .....	1,025.00
Hospitals (aid and maintenance) .....	100.00
Other .....	.....
<b>Recreation</b>	
Beaches and boardwalks .....	.....
Parks and playgrounds .....	.....
Other .....	.....
<b>Educational</b> (Exclusive of school districts) ..	
.....	.....
<b>Unclassified Purposes</b> (Including contingent) .....	
.....	50.00
<b>SUB-TOTAL—Municipal functions..</b>	<b>\$26,167.44</b>

<b>Per Capita—Municipal functions ....</b>	
.....	<b>\$8.92</b>
Capital imp'ts and capital imp't fund .....	\$3,000.00
<b>Debt Service</b>	
Principal payments .....	.....
Interest payments ..	\$50.00
Total .....	50.00
<b>Per Capita Debt Service .....</b>	
.....	<b>\$0.02</b>
<b>Deferred Charges and Statutory Expenditures</b>	
Emergencies .....	.....
Other deferred chgs. ....	\$3.98
Total .....	3.98

<b>TOTAL—Municipal expenditures ...</b>	<b>\$29,221.42</b>
-----------------------------------------	--------------------

<b>Required Payments for Local School, County, and Special District Taxes .....</b>	<b>79,514.72</b>
-------------------------------------------------------------------------------------	------------------

<b>TOTAL EXPENDITURES AND REQUIRED PAYMENTS .....</b>	<b>\$108,736.14</b>
-------------------------------------------------------	---------------------

Reserve for uncollected taxes .....	\$13,099.66
-------------------------------------	-------------

<b>GRAND TOTAL—Budget .....</b>	<b>\$121,835.80</b>
---------------------------------	---------------------

**RECEIPTS AND REVENUES REALIZED IN 1950 TO MEET EXPENDITURES AND REQUIRED PAYMENTS**

Surplus revenue appropriated ..	\$10,000.00
Miscellaneous revenues realized. ....	16,248.44
State aid revenues realized .....	12,190.00
Delinquent taxes including	
liens—1950 collections .....	6,478.04
Current taxes—1950 collections..	74,385.57
Emergency borrowings .....	.....

<b>TOTAL RECEIPTS AND REVENUES REALIZED .....</b>	<b>\$119,302.05</b>
---------------------------------------------------	---------------------

**CAPITAL OUTLAY—1950**

Beaches and boardwalks .....	.....
Buildings and equipment .....	.....
Parks and playgrounds .....	.....
Sewers .....	.....
Streets, roads and bridges .....	\$12,039.55
Water supply .....	.....
Other .....	.....

<b>Tax rate .....</b>	<b>\$4.30</b>
Local school tax rate .....	2.96
County tax rate .....	0.97
Local purpose tax rate .....	0.37

**TAXES**

Local school tax ..	\$58,131.75	
County taxes .....	18,953.16	
Special district taxes .....	2,429.81	
.....	.....	
Local purpose levy .....	.....	\$79,514.72
.....	.....	7,231.08
Total tax levy (tax duplicate) ..	.....	<b>\$86,745.80</b>
<b>Per Capita Total Tax Levy .....</b>		<b>\$29.58</b>

**Current**

1950 taxes levied (total) .....	\$87,535.52
Collected in 1950 .....	74,385.57
Per cent of levy collected in 1950 ..	84.97
Transferred to liens .....	4.30
Cancelled, abated or adjusted .....	247.88
Outstanding December 31, 1950 ..	<b>\$12,897.77</b>

**All Prior Years Outstanding**

Balance January 1, 1950 .....	\$8,041.48
Collected in 1950 .....	6,478.04
Balance December 31, 1950 .....	<b>\$1,533.95</b>

**Tax Title Liens Outstanding**

Balance January 1, 1950 .....	\$18.30
Redeemed by cash .....	.....
Balance December 31, 1950 .....	<b>\$22.60</b>

**Property Acquired by Deed or Foreclosure**

Balance January 1, 1950 .....	.....
Sale for cash .....	.....
Balance December 31, 1950 .....	.....

**CAPITAL DEBT, DECEMBER 31, 1950**

<b>Gross Debt</b>	
School debt .....	\$138,110.00
Self-liquidating debt. ....	.....
Other capital debt ..	2,000.00
<b>TOTAL GROSS DEBT .....</b>	<b>\$140,110.00</b>
<b>Per Capita Gross Debt .....</b>	<b>\$47.77</b>

**Deductions for**

School debt .....	\$138,110.00
Self-liquidating debt. ....	.....
Other capital debt ..	2,000.00
<b>TOTAL DEDUCTIONS .....</b>	<b>140,110.00</b>

<b>NET DEBT .....</b>	<b>.....</b>
-----------------------	--------------

**Average Assessed Valuations**

Real Property 1948-1949-1950..	\$1,682,449.00
<b>Per Cent of Net Debt .....</b>	<b>.....</b>

**CURRENT FINANCES DECEMBER 31, 1950**

Cash .....	\$80,119.26
Taxes receivable .....	14,431.72
Tax title liens .....	22.60
Foreclosed property .....	.....
Accounts receivable .....	329.12
State road aid receivable .....	.....
Emergencies and deferred charges ..	.....
<b>TOTAL ASSETS .....</b>	<b>\$94,902.70</b>

Cash liabilities .....	\$32,694.19
Reserves .....	14,783.44
Surplus revenue .....	47,425.07

<b>TOTAL LIABILITIES AND SURPLUS .....</b>	<b>\$94,902.70</b>
--------------------------------------------	--------------------

## CLOSTER BOROUGH—BERGEN COUNTY

Population Census, 1950—3,354      Land Area 3.17 sq. mi.      Net Valuation Taxable \$3,709,095  
 1940—2,603

### EXPENDITURES AND REQUIRED PAYMENTS FOR 1950

<b>General Government</b>	
Administrative and executive .....	\$16,925.00
Assessment and collection of taxes .....	9,575.00
Finance Department .....	.....
<b>Protection to Persons &amp; Property</b>	
Fire .....	12,347.00
Police .....	32,229.00
Other .....	.....
<b>Streets and Roads</b>	
Repairs and maintenance .....	20,000.00
Street lighting .....	6,850.00
<b>Sanitation</b>	
Street cleaning .....	.....
Garbage and ash removal .....	13,725.00
Sewers .....	.....
<b>Health and Charities</b>	
Health service .....	4,535.00
Poor (including relief) .....	1,325.00
Hospitals (aid and maintenance) .....	300.00
Other .....	.....
<b>Recreation</b>	
Beaches and boardwalks .....	.....
Parks and playgrounds .....	1,300.00
Other .....	700.00
<b>Educational</b>	
(Exclusive of school districts) ..	.....
<b>Unclassified Purposes</b>	
(Including contingent) .....	250.00
<b>SUB-TOTAL—Municipal functions..</b>	<b>\$120,061.00</b>

<b>Per Capita—Municipal functions ...</b>	<b>\$35.80</b>
Capital imp'ts and capital imp't fund	\$16,650.00
<b>Debt Service</b>	
Principal payments ..	.....
Interest payments ..	.....
<b>Total .....</b>	<b>.....</b>

<b>Per Capita Debt Service .....</b>	
<b>Deferred Charges and Statutory Expenditures</b>	
Emergencies .....	.....
Other deferred chgs. ....	.....
<b>Total .....</b>	<b>.....</b>

**TOTAL—Municipal expenditures ...**      **\$136,711.00**

**Required Payments for Local School, County, and Special District Taxes .....**      **151,657.69**

**TOTAL EXPENDITURES AND REQUIRED PAYMENTS .....**      **\$288,368.69**

Reserve for uncollected taxes .....

**GRAND TOTAL—Budget .....**      **\$317,447.84**

### RECEIPTS AND REVENUES REALIZED IN 1950 TO MEET EXPENDITURES AND REQUIRED PAYMENTS

Surplus revenue appropriated ..	\$30,440.00
Miscellaneous revenues realized ..	61,530.62
State aid revenues realized .....	3,871.00
Delinquent taxes including liens—1950 collections .....	12,911.55
Current taxes—1950 collections..	230,954.41
Emergency borrowings .....	.....
<b>TOTAL RECEIPTS AND REVENUES REALIZED .....</b>	<b>\$330,707.58</b>

### CAPITAL OUTLAY—1950

Beaches and boardwalks .....	.....
Buildings and equipment .....	.....
Parks and playgrounds .....	.....
Sewers .....	.....
Streets, roads and bridges .....	.....
Water supply .....	.....
Other .....	.....

<b>Tax rate .....</b>	<b>\$6.46</b>
Local school tax rate .....	3.27
County tax rate .....	0.82
Local purpose tax rate ....	2.37

### TAXES

Local school tax ...	\$121,422.13	
County taxes .....	30,235.56	
Special district taxes .....	.....	
Local purpose levy .....	.....	\$151,657.69
		90,304.15
<b>Total tax levy (tax duplicate) ..</b>		<b>\$241,961.84</b>

**Per Capita Total Tax Levy .....**      **\$72.14**

<b>Current</b>	
1950 taxes levied (total) .....	\$248,248.91
Collected in 1950 .....	230,954.41
Per cent of levy collected in 1950 ...	93.03
Transferred to liens .....	1,876.37
Cancelled, abated or adjusted ....	670.24
Outstanding December 31, 1950 ..	\$14,747.89

<b>All Prior Years Outstanding</b>	
Balance January 1, 1950 .....	\$13,779.60
Collected in 1950 .....	12,335.90
Balance December 31, 1950 .....	\$1,056.41

<b>Tax Title Liens Outstanding</b>	
Balance January 1, 1950 .....	\$12,322.53
Redeemed by cash .....	575.65
Balance December 31, 1950 .....	\$11,544.81

<b>Property Acquired by Deed or Foreclosure</b>	
Balance January 1, 1950 .....	\$184,730.00
Sale for cash .....	14,296.00
Balance December 31, 1950 .....	\$174,880.25

### CAPITAL DEBT, DECEMBER 31, 1950

<b>Gross Debt</b>	
School debt .....	\$149,500.00
Self-liquidating debt. ....	.....
Other capital debt ..	.....
<b>TOTAL GROSS DEBT .....</b>	<b>\$149,500.00</b>

**Per Capita Gross Debt .....**      **\$44.57**

<b>Deductions for</b>	
School debt .....	\$149,500.00
Self-liquidating debt. ....	.....
Other capital debt ..	.....
<b>TOTAL DEDUCTIONS .....</b>	<b>149,500.00</b>

**NET DEBT .....**      **.....**

<b>Average Assessed Valuations</b>	
Real Property 1948-1949-1950..	\$3,398,544.00
Per Cent of Net Debt .....	.....

### CURRENT FINANCES DECEMBER 31, 1950

Cash .....	\$106,357.10
Taxes receivable .....	15,804.30
Tax title liens .....	11,544.81
Foreclosed property .....	174,880.25
Accounts receivable .....	2,661.04
State road aid receivable .....	.....
Emergencies and deferred charges ..	.....
<b>TOTAL ASSETS .....</b>	<b>\$311,247.50</b>

Cash liabilities .....	\$23,514.36
Reserves .....	204,890.40
Surplus revenue .....	82,842.74

**TOTAL LIABILITIES AND SURPLUS .....**      **\$311,247.50**

# COLLINGSWOOD BOROUGH—CAMDEN COUNTY

Population Census, 1950—15,255      Land Area 1.99 sq. mi.      Net Valuation Taxable \$14,871,716  
 1940—12,685

<b>EXPENDITURES AND REQUIRED PAYMENTS FOR 1950</b>	
<b>General Government</b>	
Administrative and executive . . . . .	\$35,309.52
Assessment and collection of taxes	11,500.00
Finance Department . . . . .	.....
<b>Protection to Persons &amp; Property</b>	
Fire . . . . .	34,921.00
Police . . . . .	77,116.19
Other . . . . .	.....
<b>Streets and Roads</b>	
Repairs and maintenance . . . . .	88,500.00
Street lighting . . . . .	21,624.56
<b>Sanitation</b>	
Street cleaning . . . . .	.....
Garbage and ash removal . . . . .	2,250.00
Sewers . . . . .	.....
<b>Health and Charities</b>	
Health service . . . . .	3,834.73
Poor (including relief) . . . . .	2,950.90
Hospitals (aid and maintenance) . . . . .	.....
Other . . . . .	.....
<b>Recreation</b>	
Beaches and boardwalks . . . . .	.....
Parks and playgrounds . . . . .	2,400.00
Other . . . . .	.....
<b>Educational</b>	
(Exclusive of school districts) . . . . .	14,835.00
<b>Unclassified Purposes</b>	
(Including contingent) . . . . .	19,246.00
<b>SUB-TOTAL—Municipal functions..</b>	<b>\$314,487.00</b>

<b>Per Capita—Municipal functions . . . . .</b>	<b>\$20.62</b>
Capital imp'ts and capital imp't fund	\$7,500.00
<b>Debt Service</b>	
Principal payments . . . . .	\$43,000.00
Interest payments .. . . .	11,032.50
Total . . . . .	54,032.50
<b>Per Capita Debt Service . . . . .</b>	<b>\$3.54</b>
<b>Deferred Charges and Statutory Expenditures</b>	
Emergencies . . . . .	.....
Other deferred chgs. . . . .	\$33,812.50
Total . . . . .	33,812.50
<b>TOTAL—Municipal expenditures . . . . .</b>	<b>\$409,832.00</b>

**Required Payments for Local School, County, and Special District Taxes . . . . .** 560,311.42

<b>TOTAL EXPENDITURES AND REQUIRED PAYMENTS . . . . .</b>	<b>\$970,143.42</b>
Reserve for uncollected taxes . . . . .	\$78,000.00
<b>GRAND TOTAL—Budget . . . . .</b>	<b>\$1,048,143.42</b>

<b>RECEIPTS AND REVENUES REALIZED IN 1950 TO MEET EXPENDITURES AND REQUIRED PAYMENTS</b>	
Surplus revenue appropriated . . . . .	\$85,000.00
Miscellaneous revenues realized . . . . .	133,425.16
State aid revenues realized . . . . .	11,517.41
Delinquent taxes including	.....
liens—1950 collections . . . . .	37,688.38
Current taxes—1950 collections..	773,479.95
Emergency borrowings . . . . .	.....
<b>TOTAL RECEIPTS AND REVENUES REALIZED . . . . .</b>	<b>\$1,041,110.90</b>

<b>CAPITAL OUTLAY—1950</b>	
Beaches and boardwalks . . . . .	.....
Buildings and equipment . . . . .	\$186,033.19
Parks and playgrounds . . . . .	.....
Sewers . . . . .	45,897.95
Streets, roads and bridges . . . . .	.....
Water supply . . . . .	3,690.04
Other . . . . .	.....

<b>Tax rate . . . . .</b>	<b>\$5.48</b>
Local school tax rate . . . . .	2.31
County tax rate . . . . .	1.40
Local purpose tax rate . . . . .	1.77

<b>TAXES</b>	
Local school tax . . . . .	\$358,532.50
County taxes . . . . .	201,778.92
Special district taxes . . . . .	.....
Local purpose levy . . . . .	\$560,311.42
<b>Total tax levy (tax duplicate) ..</b>	<b>\$788,443.42</b>

<b>Per Capita Total Tax Levy . . . . .</b>	<b>\$51.68</b>
<b>Current</b>	
1950 taxes levied (total) . . . . .	\$812,724.39
Collected in 1950 . . . . .	773,479.95
Per cent of levy collected in 1950 . . . . .	95.17
Transferred to liens . . . . .	332.91
Cancelled, abated or adjusted . . . . .	2,509.39
Outstanding December 31, 1950 ..	\$36,402.14

<b>All Prior Years Outstanding</b>	
Balance January 1, 1950 . . . . .	\$45,484.18
Collected in 1950 . . . . .	37,688.38
Balance December 31, 1950 . . . . .	\$7,204.00

<b>Tax Title Liens Outstanding</b>	
Balance January 1, 1950 . . . . .	\$1,109.97
Redeemed by cash . . . . .	.....
Balance December 31, 1950 . . . . .	\$1,442.88

<b>Property Acquired by Deed or Foreclosure</b>	
Balance January 1, 1950 . . . . .	\$5,435.00
Sale for cash . . . . .	95.00
Balance December 31, 1950 . . . . .	\$5,353.80

### CAPITAL DEBT, DECEMBER 31, 1950

<b>Gross Debt</b>	
School debt . . . . .	\$886,000.00
Self-liquidating debt. . . . .	966,000.00
Other capital debt .. . . .	313,000.00
<b>TOTAL GROSS DEBT . . . . .</b>	<b>\$2,165,000.00</b>
<b>Per Capita Gross Debt . . . . .</b>	<b>\$141.92</b>

<b>Deductions for</b>	
School debt . . . . .	\$886,000.00
Self-liquidating debt. . . . .	621,532.00
Other capital debt .. . . .	.....
<b>TOTAL DEDUCTIONS . . . . .</b>	<b>1,507,532.00</b>
<b>NET DEBT . . . . .</b>	<b>\$657,468.00</b>

<b>Average Assessed Valuations</b>	
Real Property 1948-1949-1950..	\$13,262,991.00
Per Cent of Net Debt . . . . .	4.95

### CURRENT FINANCES DECEMBER 31, 1950

Cash . . . . .	\$203,258.87
Taxes receivable . . . . .	43,606.14
Tax title liens . . . . .	1,442.88
Foreclosed property . . . . .	5,353.80
Accounts receivable . . . . .	4,873.73
State road aid receivable . . . . .	.....
Emergencies and deferred charges ..	9,000.00
<b>TOTAL ASSETS . . . . .</b>	<b>\$267,535.42</b>

Cash liabilities . . . . .	\$32,891.85
Reserves . . . . .	55,276.55
Surplus revenue . . . . .	179,367.02
<b>TOTAL LIABILITIES AND SURPLUS . . . . .</b>	<b>\$267,535.42</b>

**COMMERCIAL TOWNSHIP—CUMBERLAND COUNTY**

Population Census, 1950—3,242  
1940—2,822

Land Area 34.0 sq. mi.

Net Valuation Taxable \$906,053

**EXPENDITURES AND REQUIRED PAYMENTS FOR 1950**

<b>General Government</b>	
Administrative and executive .....	\$6,025.00
Assessment and collection of taxes	3,000.00
Finance Department .....	.....
<b>Protection to Persons &amp; Property</b>	
Fire .....	.....
Police .....	1,600.00
Other .....	.....
<b>Streets and Roads</b>	
Repairs and maintenance .....	13,025.00
Street lighting .....	.....
<b>Sanitation</b>	
Street cleaning .....	.....
Garbage and ash removal .....	1,000.00
Sewers .....	.....
<b>Health and Charities</b>	
Health service .....	1,176.00
Poor (including relief) .....	650.00
Hospitals (aid and maintenance) .....	.....
Other .....	.....
<b>Recreation</b>	
Beaches and boardwalks .....	.....
Parks and playgrounds .....	.....
Other .....	.....
<b>Educational</b>	
(Exclusive of school districts) ..	.....
<b>Unclassified Purposes</b>	
(Including contingent) .....	1,400.00
<b>SUB-TOTAL—Municipal functions..</b>	<b>\$27,876.00</b>

<b>Per Capita—Municipal functions .....</b>	
Capital imp'ts and capital imp't fund	\$5,100.00
<b>Debt Service</b>	
Principal payments ..	\$5,000.00
Interest payments ..	750.00
<b>Total .....</b>	<b>5,750.00</b>

<b>Per Capita Debt Service .....</b>	
<b>\$1.77</b>	
<b>Deferred Charges and Statutory Expenditures</b>	
Emergencies .....	\$10,000.00
Other deferred chgs. ....	.....
<b>Total .....</b>	<b>10,000.00</b>

**TOTAL—Municipal expenditures ... \$48,726.00**

**Required Payments for Local School, County, and Special District Taxes .....** 64,547.84

**TOTAL EXPENDITURES AND REQUIRED PAYMENTS .....** \$113,273.84

Reserve for uncollected taxes .....

**GRAND TOTAL—Budget .....** \$127,290.04

**RECEIPTS AND REVENUES REALIZED IN 1950 TO MEET EXPENDITURES AND REQUIRED PAYMENTS**

Surplus revenue appropriated ..	\$16,460.10
Miscellaneous revenues realized ..	13,880.38
State aid revenues realized .....	11,890.00
<b>Delinquent taxes including</b>	
Liens—1950 collections .....	10,477.52
Current taxes—1950 collections..	64,811.88
Emergency borrowings .....	.....

**TOTAL RECEIPTS AND REVENUES REALIZED .....** \$117,519.88

**CAPITAL OUTLAY—1950**

Beaches and boardwalks .....	.....
Buildings and equipment .....	.....
Parks and playgrounds .....	.....
Sewers .....	.....
Streets, roads and bridges .....	.....
Water supply .....	.....
Other .....	.....

<b>Tax rate .....</b>	<b>\$7.28</b>
Local school tax rate .....	4.65
County tax rate .....	1.23
Local purpose tax rate .....	1.40

**TAXES**

Local school tax ..	\$42,174.71	
County taxes .....	11,188.13	
Special district taxes .....	11,185.00	
<b>Local purpose levy .....</b>	<b>.....</b>	<b>\$64,547.84</b>
		12,967.30
<b>Total tax levy (tax duplicate) ..</b>	<b>.....</b>	<b>\$77,515.14</b>

**Per Capita Total Tax Levy .....** \$23.91

<b>Current</b>	
1950 taxes levied (total) .....	\$78,034.14
Collected in 1950 .....	\$64,811.88
Per cent of levy collected in 1950 ..	83.05
Transferred to liens .....	1,011.15
Cancelled, abated or adjusted .....	1,736.13
Outstanding December 31, 1950 ..	\$10,474.98

<b>All Prior Years Outstanding</b>	
Balance January 1, 1950 .....	\$22,885.82
Collected in 1950 .....	10,149.68
Balance December 31, 1950 .....	\$12,223.43

<b>Tax Title Liens Outstanding</b>	
Balance January 1, 1950 .....	\$12,324.26
Redeemed by cash .....	327.66
Balance December 31, 1950 .....	\$13,151.53

<b>Property Acquired by Deed or Foreclosure</b>	
Balance January 1, 1950 .....	\$26,020.00
Sale for cash .....	2,250.00
Balance December 31, 1950 .....	\$24,800.00

**CAPITAL DEBT, DECEMBER 31, 1950**

<b>Gross Debt</b>	
School debt .....	.....
Self-liquidating debt. ....	.....
Other capital debt ..	\$10,100.00
<b>TOTAL GROSS DEBT .....</b>	<b>\$10,100.00</b>

**Per Capita Gross Debt .....** \$3.12

<b>Deductions for</b>	
School debt .....	.....
Self-liquidating debt. ....	.....
Other capital debt ..	.....
<b>TOTAL DEDUCTIONS .....</b>	<b>.....</b>

**NET DEBT .....** \$10,100.00

<b>Average Assessed Valuations</b>	
Real Property 1948-1949-1950..	\$784,591.00
Per Cent of Net Debt .....	1.28

**CURRENT FINANCES DECEMBER 31, 1950**

Cash .....	\$65,354.88
Taxes receivable .....	22,698.41
Tax title liens .....	13,151.53
Foreclosed property .....	24,800.00
Accounts receivable .....	127.46
State road aid receivable .....	8,550.00
Emergencies and deferred charges ..	100.00
<b>TOTAL ASSETS .....</b>	<b>\$134,782.28</b>

Cash liabilities .....	\$18,156.20
Reserves .....	60,777.40
Surplus revenue .....	55,848.68

**TOTAL LIABILITIES AND SURPLUS .....** \$134,782.28

# CORBIN CITY—CITY—ATLANTIC COUNTY

Population Census, 1950—248  
1940—220

Land Area 8.92 sq. mi.

Net Valuation Taxable \$88,119

## EXPENDITURES AND RE- QUIRED PAYMENTS FOR 1950

<b>General Government</b>	
Administrative and executive . . . . .	\$1,010.00
Assessment and collection of taxes . . . . .	585.00
Finance Department . . . . .	115.00
<b>Protection to Persons &amp; Property</b>	
Fire . . . . .	50.00
Police . . . . .	1.00
Other . . . . .	.....
<b>Streets and Roads</b>	
Repairs and maintenance . . . . .	100.00
Street lighting . . . . .	650.00
<b>Sanitation</b>	
Street cleaning . . . . .	.....
Garbage and ash removal . . . . .	.....
Sewers . . . . .	.....
<b>Health and Charities</b>	
Health service . . . . .	25.00
Poor (including relief) . . . . .	45.00
Hospitals (aid and maintenance) . . . . .	.....
Other . . . . .	.....
<b>Recreation</b>	
Beaches and boardwalks . . . . .	.....
Parks and playgrounds . . . . .	.....
Other . . . . .	.....
<b>Educational</b> (Exclusive of school districts) . . . . .	
<b>Unclassified Purposes</b> (Including contingent) . . . . .	
	50.00
<b>SUB-TOTAL—Municipal functions..</b>	<b>\$2,631.00</b>
<b>Per Capita—Municipal functions . . . . .</b>	
	<b>\$10.61</b>
Capital imp'ts and capital imp't fund	\$1,627.77
<b>Debt Service</b>	
Principal payments . . . . .	.....
Interest payments . . . . .	.....
Total . . . . .	.....
<b>Per Capita Debt Service</b>	
<b>Deferred Charges and Statutory Expenditures</b>	
Emergencies . . . . .	.....
Other deferred chgs. . . . .	\$187.69
Total . . . . .	187.69
<b>TOTAL—Municipal expenditures . . . . .</b>	<b>\$4,446.46</b>
<b>Required Payments for Local School, County, and Special District Taxes . . . . .</b>	
	<b>\$7,360.51</b>
<b>TOTAL EXPENDITURES AND REQUIRED PAYMENTS . . . . .</b>	<b>\$11,806.97</b>
Reserve for uncollected taxes . . . . .	\$1,361.80
<b>GRAND TOTAL—Budget . . . . .</b>	<b>\$13,168.77</b>
<b>RECEIPTS AND REVENUES REALIZED IN 1950 TO MEET EXPENDITURES AND REQUIRED PAYMENTS</b>	
Surplus revenue appropriated . . . . .	\$1,500.00
Miscellaneous revenues realized. . . . .	2,402.42
State aid revenues realized . . . . .	1,465.00
Delinquent taxes including	.....
liens—1950 collections . . . . .	572.78
Current taxes—1950 collections.. . . .	6,822.56
Emergency borrowings . . . . .	.....
<b>TOTAL RECEIPTS AND REVENUES REALIZED . . . . .</b>	<b>\$12,762.76</b>

### CAPITAL OUTLAY—1950

Beaches and boardwalks . . . . .	.....
Buildings and equipment . . . . .	.....
Parks and playgrounds . . . . .	.....
Sewers . . . . .	.....
Streets, roads and bridges . . . . .	.....
Water supply . . . . .	.....
Other . . . . .	.....

<b>Tax rate . . . . .</b>	<b>\$9.62</b>
Local school tax rate . . . . .	6.86
County tax rate . . . . .	1.49
Local purpose tax rate . . . . .	1.27

### TAXES

Local school tax . . . . .	\$6,040.00
County taxes . . . . .	1,320.51
Special district taxes . . . . .	.....
Local purpose levy . . . . .	\$7,360.51
	1,115.48
<b>Total tax levy (tax duplicate) ..</b>	<b>\$8,475.99</b>

**Per Capita Total Tax Levy . . . . . \$34.18**

### Current

1950 taxes levied (total) . . . . .	\$8,485.87
Collected in 1950 . . . . .	6,822.56
Per cent of levy collected in 1950 . . . . .	80.39
Transferred to liens . . . . .	848.18
Cancelled, abated or adjusted . . . . .	74.23
Outstanding December 31, 1950 ..	\$740.90

### All Prior Years Outstanding

Balance January 1, 1950 . . . . .	\$666.16
Collected in 1950 . . . . .	564.12
Balance December 31, 1950 . . . . .	\$9.63

### Tax Title Liens Outstanding

Balance January 1, 1950 . . . . .	\$14,387.06
Redeemed by cash . . . . .	8.66
Balance December 31, 1950 . . . . .	\$14,750.69

### Property Acquired by Deed or Foreclosure

Balance January 1, 1950 . . . . .	\$675.00
Sale for cash . . . . .	.....
Balance December 31, 1950 . . . . .	\$675.00

### CAPITAL DEBT, DECEMBER 31, 1950

#### Gross Debt

School debt . . . . .	.....
Self-liquidating debt. . . . .	.....
Other capital debt . . . . .	.....

**TOTAL GROSS DEBT . . . . .**

**Per Capita Gross Debt . . . . .**

#### Deductions for

School debt . . . . .	.....
Self-liquidating debt. . . . .	.....
Other capital debt . . . . .	.....

**TOTAL DEDUCTIONS . . . . .**

**NET DEBT . . . . .**

#### Average Assessed Valuations

Real Property 1948-1949-1950..	\$85,094.00
Per Cent of Net Debt . . . . .	.....

### CURRENT FINANCES DECEMBER 31, 1950

Cash . . . . .	\$9,846.12
Taxes receivable . . . . .	750.53
Tax title liens . . . . .	14,750.69
Foreclosed property . . . . .	675.00
Accounts receivable . . . . .	31.16
State road aid receivable . . . . .	.....
Emergencies and deferred charges ..	.....
<b>TOTAL ASSETS . . . . .</b>	<b>\$26,053.50</b>

Cash liabilities . . . . .	\$764.99
Reserves . . . . .	16,207.38
Surplus revenue . . . . .	9,081.13

**TOTAL LIABILITIES AND SURPLUS . . . . . \$26,053.50**

**CRANBURY TOWNSHIP—MIDDLESEX COUNTY**

Population Census, 1950—1,803  
1940—1,342

Land Area 13.1 sq. mi.

Net Valuation Taxable \$1,891,463

**EXPENDITURES AND REQUIRED PAYMENTS FOR 1950**

<b>General Government</b>	
Administrative and executive .....	\$8,000.67
Assessment and collection of taxes .....	2,581.56
Finance Department .....	467.30
<b>Protection to Persons &amp; Property</b>	
Fire .....	3,315.15
Police .....	3,275.85
Other .....	.....
<b>Streets and Roads</b>	
Repairs and maintenance .....	14,486.54
Street lighting .....	3,657.93
<b>Sanitation</b>	
Street cleaning .....	.....
Garbage and ash removal .....	.....
Sewers .....	.....
<b>Health and Charities</b>	
Health service .....	1,330.50
Poor (including relief) .....	887.16
Hospitals (aid and maintenance) .....	500.00
Other .....	153.56
<b>Recreation</b>	
Beaches and boardwalks .....	.....
Parks and playgrounds .....	217.00
Other .....	.....
<b>Educational</b>	
(Exclusive of school districts) ..	629.18
<b>Unclassified Purposes</b>	
(Including contingent) .....	120.00
<b>SUB-TOTAL—Municipal functions..</b>	<b>\$39,622.40</b>

<b>Per Capita—Municipal functions .....</b>	
Capital imp'ts and capital imp't fund .....	\$21.98
Debt Service .....	\$9,000.00
Principal payments .....	.....
Interest payments .....	.....
Total .....	.....
<b>Per Capita Debt Service .....</b>	
Deferred Charges and Statutory Expenditures .....	.....
Emergencies .....	.....
Other deferred chgs. .....	\$122.62
Total .....	122.62
<b>TOTAL—Municipal expenditures ...</b>	<b>\$48,745.02</b>

<b>Required Payments for Local School, County, and Special District Taxes .....</b>	
	102,531.62
<b>TOTAL EXPENDITURES AND REQUIRED PAYMENTS .....</b>	<b>\$151,276.64</b>
Reserve for uncollected taxes .....	\$15,000.00
<b>GRAND TOTAL—Budget .....</b>	<b>\$166,276.64</b>

<b>RECEIPTS AND REVENUES REALIZED IN 1950 TO MEET EXPENDITURES AND REQUIRED PAYMENTS</b>	
Surplus revenue appropriated ..	\$13,000.00
Miscellaneous revenues realized ..	18,435.23
State aid revenues realized .....	8,308.00
<b>Delinquent taxes including</b>	
Liens—1950 collections .....	10,137.92
Current taxes—1950 collections..	109,577.20
Emergency borrowings .....	.....
<b>TOTAL RECEIPTS AND REVENUES REALIZED .....</b>	<b>\$159,458.35</b>

**CAPITAL OUTLAY—1950**

Beaches and boardwalks .....	.....
Buildings and equipment .....	.....
Parks and playgrounds .....	.....
Sewers .....	.....
Streets, roads and bridges .....	.....
Water supply .....	.....
Other .....	.....

<b>Tax rate .....</b>	<b>\$6.38</b>
Local school tax rate .....	3.80
County tax rate .....	1.62
Local purpose tax rate .....	0.96

**TAXES**

Local school tax ...	\$71,940.00	
County taxes .....	30,591.62	
Special district taxes .....	.....	
Local purpose levy .....	.....	\$102,531.62
Total tax levy (tax duplicate) ..		<u>19,384.62</u>
		<u>\$121,916.24</u>

**Per Capita Total Tax Levy .....** **\$67.62**

<b>Current</b>	
1950 taxes levied (total) .....	\$121,992.86
Collected in 1950 .....	109,577.20
Per cent of levy collected in 1950 ...	89.82
Transferred to liens .....	114.81
Cancelled, abated or adjusted .....	82.94
Outstanding December 31, 1950 ..	<u>\$12,217.91</u>

<b>All Prior Years Outstanding</b>	
Balance January 1, 1950 .....	\$14,803.47
Collected in 1950 .....	9,650.51
Balance December 31, 1950 .....	<u>\$4,675.34</u>

<b>Tax Title Liens Outstanding</b>	
Balance January 1, 1950 .....	\$1,730.25
Redeemed by cash .....	487.41
Balance December 31, 1950 .....	<u>\$1,845.06</u>

<b>Property Acquired by Deed or Foreclosure</b>	
Balance January 1, 1950 .....	.....
Sale for cash .....	.....
Balance December 31, 1950 .....	<u>.....</u>

**CAPITAL DEBT, DECEMBER 31, 1950**

<b>Gross Debt</b>	
School debt .....	\$160,000.00
Self-liquidating debt. ....	9,650.51
Other capital debt ..	.....
<b>TOTAL GROSS DEBT .....</b>	<b>\$160,000.00</b>
<b>Per Capita Gross Debt .....</b>	<b>\$88.74</b>

<b>Deductions for</b>	
School debt .....	\$99,792.00
Self-liquidating debt. ....	.....
Other capital debt ..	.....
<b>TOTAL DEDUCTIONS .....</b>	<b>99,792.00</b>
<b>NET DEBT .....</b>	<b>\$60,208.00</b>

<b>Average Assessed Valuations</b>	
Real Property 1948-1949-1950..	\$1,663,196.00
Per Cent of Net Debt .....	3.62

**CURRENT FINANCES DECEMBER 31, 1950**

Cash .....	\$53,344.22
Taxes receivable .....	16,893.25
Tax title liens .....	1,845.06
Foreclosed property .....	.....
Accounts receivable .....	173.62
State road aid receivable .....	.....
Emergencies and deferred charges ..	370.10
<b>TOTAL ASSETS .....</b>	<b>\$72,626.25</b>
Cash liabilities .....	\$38,087.99
Reserves .....	18,911.93
Surplus revenue .....	15,626.33
<b>TOTAL LIABILITIES AND SURPLUS .....</b>	<b>\$72,626.25</b>

**CRANFORD TOWNSHIP—UNION COUNTY**

Population Census, 1950—18,708  
1940—12,860

Land Area 4.9 sq. mi.

Net Valuation Taxable \$23,934,965

**EXPENDITURES AND REQUIRED PAYMENTS FOR 1950**

<b>General Government</b>	
Administrative and executive . . .	\$48,700.00
Assessment and collection of taxes	30,250.00
Finance Department . . . . .	4,950.00
<b>Protection to Persons &amp; Property</b>	
Fire . . . . .	83,764.00
Police . . . . .	127,569.25
Other . . . . .	7,402.00
<b>Streets and Roads</b>	
Repairs and maintenance . . . . .	60,025.00
Street lighting . . . . .	24,500.00
<b>Sanitation</b>	
Street cleaning . . . . .	16,800.00
Garbage and ash removal . . . . .	5,000.00
Sewers . . . . .	25,006.97
<b>Health and Charities</b>	
Health service . . . . .	9,215.00
Poor (including relief) . . . . .	7,500.00
Hospitals (aid and maintenance) . .	2,500.00
Other . . . . .	800.00
<b>Recreation</b>	
Beaches and boardwalks . . . . .	
Parks and playgrounds . . . . .	22,384.00
Other . . . . .	
<b>Educational</b>	
(Exclusive of school districts) . .	16,950.00
<b>Unclassified Purposes</b>	
(Including contingent) . . . . .	22,518.00
<b>SUB-TOTAL—Municipal functions..</b>	<b>\$515,834.22</b>

<b>Per Capita—Municipal functions . . . . .</b>	<b>\$27.57</b>
Capital imp'ts and capital imp't fund	
<b>Debt Service</b>	
Principal payments . . . . .	\$78,000.00
Interest payments . . . . .	30,453.00
<b>Total . . . . .</b>	<b>\$108,453.00</b>
<b>Per Capita Debt Service . . . . .</b>	
	<b>\$5.80</b>
<b>Deferred Charges and Statutory Expenditures</b>	
Emergencies . . . . .	
Other deferred chgs. . . . .	\$32,159.85
<b>Total . . . . .</b>	<b>32,159.85</b>

<b>TOTAL—Municipal expenditures . . .</b>	<b>\$656,447.07</b>
<b>Required Payments for Local School, County, and Special District Taxes . . . . .</b>	
	<b>807,572.02</b>

**TOTAL EXPENDITURES AND REQUIRED PAYMENTS . . . . .**

	<b>\$1,464,019.09</b>
Reserve for uncollected taxes . . . . .	\$186,692.73
<b>GRAND TOTAL—Budget . . . . .</b>	<b>\$1,650,711.82</b>

**RECEIPTS AND REVENUES REALIZED IN 1950 TO MEET EXPENDITURES AND REQUIRED PAYMENTS**

Surplus revenue appropriated . . . . .	\$220,149.19
Miscellaneous revenues realized . . . .	172,577.91
State aid revenues realized . . . . .	14,245.89
<b>Delinquent taxes including</b>	
liens—1950 collections . . . . .	59,440.54
Current taxes—1950 collections..	1,205,331.73
Emergency borrowings . . . . .	
<b>TOTAL RECEIPTS AND REVENUES REALIZED . . . . .</b>	<b>\$1,671,745.26</b>

**CAPITAL OUTLAY—1950**

Beaches and boardwalks . . . . .	
Buildings and equipment . . . . .	\$30,084.56
Parks and playgrounds . . . . .	5,804.03
Sewers . . . . .	5,640.94
Streets, roads and bridges . . . . .	6,823.55
Water supply . . . . .	
Other . . . . .	

<b>Tax rate . . . . .</b>	<b>\$5.19</b>
Local school tax rate . . . . .	2.59
County tax rate . . . . .	0.79
Local purpose tax rate . . . . .	1.81

**TAXES**

Local school tax . . . . .	\$619,074.82	
County taxes . . . . .	188,497.20	
Special district taxes . . . . .		
Local purpose levy . . . . .		\$807,572.02
		435,543.36
<b>Total tax levy (tax duplicate) . .</b>		<b>\$1,243,115.38</b>

**Per Capita Total Tax Levy . . . . .**

	<b>\$66.45</b>
<b>Current</b>	
1950 taxes levied (total) . . . . .	\$1,266,653.14
Collected in 1950 . . . . .	1,205,331.73
Per cent of levy collected in 1950 . . . . .	95.16
Transferred to liens . . . . .	15,886.61
Cancelled, abated or adjusted . . . .	4,318.63
Outstanding December 31, 1950 . . .	\$41,116.17

<b>All Prior Years Outstanding</b>	
Balance January 1, 1950 . . . . .	\$55,272.62
Collected in 1950 . . . . .	40,703.52
Balance December 31, 1950 . . . . .	\$8,472.59

<b>Tax Title Liens Outstanding</b>	
Balance January 1, 1950 . . . . .	\$381,156.66
Redeemed by cash . . . . .	17,397.36
Balance December 31, 1950 . . . . .	\$371,899.55

<b>Property Acquired by Deed or Foreclosure</b>	
Balance January 1, 1950 . . . . .	\$166,447.69
Sale for cash . . . . .	44,306.00
Balance December 31, 1950 . . . . .	\$123,410.77

**CAPITAL DEBT, DECEMBER 31, 1950**

<b>Gross Debt</b>	
School debt . . . . .	\$588,000.00
Self-liquidating debt . . . . .	
Other capital debt . . . . .	659,616.00
<b>TOTAL GROSS DEBT . . . . .</b>	<b>\$1,247,616.00</b>
<b>Per Capita Gross Debt . . . . .</b>	<b>\$66.69</b>

<b>Deductions for</b>	
School debt . . . . .	\$588,000.00
Self-liquidating debt . . . . .	
Other capital debt . . . . .	
<b>TOTAL DEDUCTIONS . . . . .</b>	<b>588,000.00</b>
<b>NET DEBT . . . . .</b>	<b>\$659,616.00</b>

<b>Average Assessed Valuations</b>	
Real Property 1948-1949-1950..	\$21,914,872.00
Per Cent of Net Debt . . . . .	3.00

**CURRENT FINANCES DECEMBER 31, 1950**

Cash . . . . .	\$424,974.11
Taxes receivable . . . . .	49,588.76
Tax title liens . . . . .	371,899.55
Foreclosed property . . . . .	123,410.77
Accounts receivable . . . . .	26,318.41
State road aid receivable . . . . .	
Emergencies and deferred charges . .	13,329.25
<b>TOTAL ASSETS . . . . .</b>	<b>\$1,009,520.85</b>
Cash liabilities . . . . .	\$70,844.50
Reserves . . . . .	571,217.49
Surplus revenue . . . . .	367,458.86
<b>TOTAL LIABILITIES AND SURPLUS . . . . .</b>	<b>\$1,009,520.85</b>

**CRESSKILL BOROUGH—BERGEN COUNTY**

Population Census, 1950—3,535  
1940—2,246

Land Area 2.0 sq. mi.

Net Valuation Taxable \$3,527,209

**EXPENDITURES AND REQUIRED PAYMENTS FOR 1950**

<b>General Government</b>	
Administrative and executive .....	\$24,350.00
Assessment and collection of taxes	8,280.00
Finance Department .....	.....
<b>Protection to Persons &amp; Property</b>	
Fire .....	11,125.00
Police .....	31,602.25
Other .....	.....
<b>Streets and Roads</b>	
Repairs and maintenance .....	15,440.00
Street lighting .....	3,900.00
<b>Sanitation</b>	
Street cleaning .....	.....
Garbage and ash removal .....	21,200.00
Sewers .....	.....
<b>Health and Charities</b>	
Health service .....	3,675.00
Poor (including relief) .....	1,150.00
Hospitals (aid and maintenance) ..	.....
Other .....	.....
<b>Recreation</b>	
Beaches and boardwalks .....	.....
Parks and playgrounds .....	.....
Other .....	.....
<b>Educational</b>	
(Exclusive of school districts) ..	250.00
<b>Unclassified Purposes</b>	
(Including contingent) .....	527.75
<b>SUB-TOTAL—Municipal functions..</b>	<b>\$121,500.00</b>

<b>Per Capita—Municipal functions .....</b>	<b>\$34.37</b>
Capital imp'ts and capital imp't fund	\$28,000.00
<b>Debt Service</b>	
Principal payments ..	\$35,000.00
Interest payments ..	8,470.00
<b>Total .....</b>	<b>43,470.00</b>

<b>Per Capita Debt Service .....</b>		<b>\$12.30</b>
<b>Deferred Charges and Statutory Expenditures</b>		
Emergencies .....	\$4,000.00	
Other deferred chgs.	841.01	
<b>Total .....</b>	<b>4,841.01</b>	

<b>TOTAL—Municipal expenditures ...</b>	<b>\$197,811.01</b>	
<b>Required Payments for Local School, County, and Special District Taxes .....</b>		<b>147,813.21</b>

<b>TOTAL EXPENDITURES AND REQUIRED PAYMENTS .....</b>	<b>\$345,624.22</b>
Reserve for uncollected taxes .....	\$29,574.54
<b>GRAND TOTAL—Budget .....</b>	<b>\$375,198.76</b>

<b>RECEIPTS AND REVENUES REALIZED IN 1950 TO MEET EXPENDITURES AND REQUIRED PAYMENTS</b>	
Surplus revenue appropriated ..	\$65,500.00
Miscellaneous revenues realized ..	44,149.34
State aid revenues realized .....	2,823.00
<b>Delinquent taxes including</b>	
liens—1950 collections .....	21,995.33
Current taxes—1950 collections..	230,588.48
Emergency borrowings .....	.....
<b>TOTAL RECEIPTS AND REVENUES REALIZED .....</b>	<b>\$365,056.15</b>

<b>CAPITAL OUTLAY—1950</b>	
Beaches and boardwalks .....	.....
Buildings and equipment .....	.....
Parks and playgrounds .....	.....
Sewers .....	.....
Streets, roads and bridges .....	\$3,589.13
Water supply .....	7,807.68
Other .....	.....

<b>Tax rate .....</b>	<b>\$7.07</b>
Local school tax rate .....	3.38
County tax rate .....	0.81
Local purpose tax rate .....	2.88

<b>TAXES</b>	
Local school tax ...	\$19,186.19
County taxes .....	28,627.02
Special district taxes .....	.....
<b>Local purpose levy .....</b>	<b>\$147,813.21</b>
<b>Total tax levy (tax duplicate) ..</b>	<b>\$249,044.06</b>

<b>Per Capita Total Tax Levy .....</b>		<b>\$70.45</b>
<b>Current</b>		
1950 taxes levied (total) .....	\$258,659.27	
Collected in 1950 .....	230,588.48	
Per cent of levy collected in 1950 ...	89.15	
Transferred to liens .....	7,312.13	
Cancelled, abated or adjusted ...	1,722.30	
Outstanding December 31, 1950 ..	\$19,036.36	

<b>All Prior Years Outstanding</b>	
Balance January 1, 1950 .....	\$15,673.38
Collected in 1950 .....	13,743.79
Balance December 31, 1950 .....	\$1,431.11

<b>Tax Title Liens Outstanding</b>	
Balance January 1, 1950 .....	\$91,720.67
Redeemed by cash .....	695.00
Balance December 31, 1950 .....	\$84,788.06

<b>Property Acquired by Deed or Foreclosure</b>	
Balance January 1, 1950 .....	\$69,402.00
Sale for cash .....	6,942.56
Balance December 31, 1950 .....	\$74,905.04

**CAPITAL DEBT, DECEMBER 31, 1950**

<b>Gross Debt</b>	
School debt .....	\$529,595.00
Self-liquidating debt.	.....
Other capital debt ..	185,186.00
<b>TOTAL GROSS DEBT .....</b>	<b>\$714,781.00</b>
<b>Per Capita Gross Debt .....</b>	<b>\$202.20</b>

<b>Deductions for</b>	
School debt .....	\$176,002.00
Self-liquidating debt. ....	.....
Other capital debt ..	.....
<b>TOTAL DEDUCTIONS .....</b>	<b>176,002.00</b>
<b>NET DEBT .....</b>	<b>\$538,779.00</b>

<b>Average Assessed Valuations</b>	
Real Property 1948-1949-1950..	\$2,933,366.00
<b>Per Cent of Net Debt .....</b>	<b>18.36</b>

<b>CURRENT FINANCES DECEMBER 31, 1950</b>	
Cash .....	\$156,221.52
Taxes receivable .....	20,467.47
Tax title liens .....	84,788.06
Foreclosed property .....	74,905.04
Accounts receivable .....	1,815.97
State road aid receivable .....	.....
Emergencies and deferred charges ..	9,038.46
<b>TOTAL ASSETS .....</b>	<b>\$347,236.52</b>

Cash liabilities .....	\$82,820.76
Reserves .....	181,976.54
Surplus revenue .....	82,439.22

<b>TOTAL LIABILITIES AND SURPLUS .....</b>	<b>\$347,236.52</b>
--------------------------------------------	---------------------

## DEAL BOROUGH—MONMOUTH COUNTY

Population Census, 1950—1,030  
1940—917

Land Area 1.2 sq. mi.

Net Valuation Taxable \$5,936,750

### EXPENDITURES AND RE- QUIRED PAYMENTS FOR 1950

<b>General Government</b>	
Administrative and executive . . .	\$26,501.01
Assessment and collection of taxes	5,542.39
Finance Department . . . . .	1,200.00
<b>Protection to Persons &amp; Property</b>	
Fire . . . . .	17,663.78
Police . . . . .	50,700.42
Other . . . . .	.....
<b>Streets and Roads</b>	
Repairs and maintenance . . . . .	19,377.83
Street lighting . . . . .	8,239.09
<b>Sanitation</b>	
Street cleaning . . . . .	.....
Garbage and ash removal . . . . .	14,299.50
Sewers . . . . .	6,383.30
<b>Health and Charities</b>	
Health service . . . . .	720.00
Poor (including relief) . . . . .	20.00
Hospitals (aid and maintenance) . . .	100.00
Other . . . . .	.....
<b>Recreation</b>	
Beaches and boardwalks . . . . .	44,218.98
Parks and playgrounds . . . . .	2,662.58
Other . . . . .	70.00
<b>Educational</b>	
(Exclusive of school districts) . . .	253.21
<b>Unclassified Purposes</b>	
(Including contingent) . . . . .	7,537.00
<b>SUB-TOTAL—Municipal functions..</b>	<b>\$205,489.09</b>

<b>Per Capita—Municipal functions . . . . .</b>	<b>\$199.50</b>
Capital imp'ts and capital imp't fund	\$12,800.00
<b>Debt Service</b>	
Principal payments . . . . .	\$58,000.00
Interest payments . . . . .	9,756.75
<b>Total . . . . .</b>	<b>67,756.75</b>

<b>Per Capita Debt Service . . . . .</b>	<b>\$65.78</b>
<b>Deferred Charges and Statutory Expenditures</b>	
Emergencies . . . . .	\$5,500.00
Other deferred chgs. . . . .	37,526.53
<b>Total . . . . .</b>	<b>43,026.53</b>

**TOTAL—Municipal expenditures . . . . .** **\$329,072.37**

**Required Payments for Local School, County, and Special District Taxes . . . . .** **117,995.80**

**TOTAL EXPENDITURES AND REQUIRED PAYMENTS . . . . .** **\$447,068.17**

Reserve for uncollected taxes . . . . . **\$32,542.10**

**GRAND TOTAL—Budget . . . . .** **\$479,610.27**

### RECEIPTS AND REVENUES REALIZED IN 1950 TO MEET EXPENDITURES AND RE- QUIRED PAYMENTS

Surplus revenue appropriated . . . . .	\$50,000.00
Miscellaneous revenues realized . . . .	135,907.27
State aid revenues realized . . . . .	2,324.00
<b>Delinquent taxes including</b>	
liens—1950 collections . . . . .	23,121.30
Current taxes—1950 collections . . . .	310,088.96
Emergency borrowings . . . . .	.....

**TOTAL RECEIPTS AND REVENUES REALIZED . . . . .** **\$521,441.53**

<b>CAPITAL OUTLAY—1950</b>	
Beaches and boardwalks . . . . .	\$65,935.57
Buildings and equipment . . . . .	.....
Parks and playgrounds . . . . .	.....
Sewers . . . . .	.....
Streets, roads and bridges . . . . .	.....
Water supply . . . . .	.....
Other . . . . .	.....

<b>Tax rate . . . . .</b>	<b>\$5.57</b>
Local school tax rate . . . . .	0.47
County tax rate . . . . .	1.52
Local purpose tax rate . . . . .	3.58

### TAXES

Local school tax . . . . .	\$28,000.00
County taxes . . . . .	89,995.80
Special district taxes . . . . .	.....
<b>Local purpose levy . . . . .</b>	<b>212,154.64</b>
<b>Total tax levy (tax duplicate) ..</b>	<b>\$330,150.44</b>

**Per Capita Total Tax Levy . . . . .** **\$320.53**

<b>Current</b>	
1950 taxes levied (total) . . . . .	\$330,846.42
Collected in 1950 . . . . .	310,088.96
Per cent of levy col- lected in 1950 . . . . .	93.72
Transferred to liens . . . . .	467.14
Cancelled, abated or adjusted . . . . .	722.94
Outstanding December 31, 1950 . . .	\$19,567.38

<b>All Prior Years Outstanding</b>	
Balance January 1, 1950 . . . . .	\$23,280.87
Collected in 1950 . . . . .	22,890.70
Balance December 31, 1950 . . . . .	\$37.65

<b>Tax Title Liens Outstanding</b>	
Balance January 1, 1950 . . . . .	\$892.44
Redeemed by cash . . . . .	230.60
Balance December 31, 1950 . . . . .	\$1,459.99

<b>Property Acquired by Deed or Foreclosure</b>	
Balance January 1, 1950 . . . . .	\$98,300.00
Sale for cash . . . . .	.....
Balance December 31, 1950 . . . . .	.....

### CAPITAL DEBT, DECEMBER 31, 1950

<b>Gross Debt</b>	
School debt . . . . .	.....
Self-liquidating debt . . . . .	.....
Other capital debt . . . . .	\$425,619.00
<b>TOTAL GROSS DEBT . . . . .</b>	<b>\$425,619.00</b>
<b>Per Capita Gross Debt . . . . .</b>	<b>\$413.22</b>

<b>Deductions for</b>	
School debt . . . . .	.....
Self-liquidating debt . . . . .	.....
Other capital debt . . . . .	\$61,000.00
<b>TOTAL DEDUCTIONS . . . . .</b>	<b>61,000.00</b>

**NET DEBT . . . . .** **\$364,619.00**

<b>Average Assessed Valuations</b>	
Real Property 1948-1949-1950..	\$5,567,250.00
Per Cent of Net Debt . . . . .	6.54

### CURRENT FINANCES DECEMBER 31, 1950

Cash . . . . .	\$137,845.04
Taxes receivable . . . . .	19,605.03
Tax title liens . . . . .	1,459.99
Foreclosed property . . . . .	.....
Accounts receivable . . . . .	70,224.03
State road aid receivable . . . . .	.....
Emergencies and deferred charges . .	.....
<b>TOTAL ASSETS . . . . .</b>	<b>\$229,134.09</b>

Cash liabilities . . . . .	\$4,017.68
Reserves . . . . .	91,289.05
Surplus revenue . . . . .	133,827.36

**TOTAL LIABILITIES AND SURPLUS . . . . .** **\$229,134.09**

**DEERFIELD TOWNSHIP—CUMBERLAND COUNTY**

Population Census, 1950—1,761  
1940—1,483

Land Area 16.7 sq. mi.

Net Valuation Taxable \$681,675

<b>EXPENDITURES AND REQUIRED PAYMENTS FOR 1950</b>	
<b>General Government</b>	
Administrative and executive . . . . .	\$2,550.00
Assessment and collection of taxes . . . . .	1,300.00
Finance Department . . . . .	155.00
<b>Protection to Persons &amp; Property</b>	
Fire . . . . .	1,500.00
Police . . . . .	300.00
Other . . . . .	.....
<b>Streets and Roads</b>	
Repairs and maintenance . . . . .	6,990.00
Street lighting . . . . .	2,866.66
<b>Sanitation</b>	
Street cleaning . . . . .	.....
Garbage and ash removal . . . . .	.....
Sewers . . . . .	.....
<b>Health and Charities</b>	
Health service . . . . .	710.00
Poor (including relief) . . . . .	700.00
Hospitals (aid and maintenance) . . . . .	.....
Other . . . . .	.....
<b>Recreation</b>	
Beaches and boardwalks . . . . .	.....
Parks and playgrounds . . . . .	.....
Other . . . . .	.....
<b>Educational</b> (Exclusive of school districts) . . . . .	
<b>Unclassified Purposes</b> (Including contingent) . . . . .	
	100.00
<b>SUB-TOTAL—Municipal functions..</b>	<b>\$17,171.66</b>

<b>Per Capita—Municipal functions . . . . .</b>	<b>\$9.75</b>
Capital imp'ts and capital imp't fund . . . . .	.....
<b>Debt Service</b>	
Principal payments . . . . .	\$1,140.00
Interest payments . . . . .	57.00
<b>Total . . . . .</b>	<b>\$1,197.00</b>
<b>Per Capita Debt Service . . . . .</b>	<b>\$0.68</b>
<b>Deferred Charges and Statutory Expenditures</b>	
Emergencies . . . . .	.....
Other deferred chgs. . . . .	\$3,000.00
<b>Total . . . . .</b>	<b>3,000.00</b>

**TOTAL—Municipal expenditures . . . . . \$21,368.66**

**Required Payments for Local School, County, and Special District Taxes . . . . . 42,299.88**

**TOTAL EXPENDITURES AND REQUIRED PAYMENTS . . . . . \$63,668.54**

Reserve for uncollected taxes . . . . . \$11,585.33

**GRAND TOTAL—Budget . . . . . \$75,253.87**

<b>RECEIPTS AND REVENUES REALIZED IN 1950 TO MEET EXPENDITURES AND REQUIRED PAYMENTS</b>	
Surplus revenue appropriated . . . . .	\$6,300.00
Miscellaneous revenues realized . . . . .	15,253.44
State aid revenues realized . . . . .	7,611.00
<b>Delinquent taxes including</b>	
Liens—1950 collections . . . . .	9,576.33
Current taxes—1950 collections . . . . .	33,126.15
Emergency borrowings . . . . .	.....
<b>TOTAL RECEIPTS AND REVENUES REALIZED . . . . .</b>	<b>\$71,866.92</b>

**CAPITAL OUTLAY—1950**

Beaches and boardwalks . . . . .	.....
Buildings and equipment . . . . .	.....
Parks and playgrounds . . . . .	.....
Sewers . . . . .	.....
Streets, roads and bridges . . . . .	.....
Water supply . . . . .	.....
Other . . . . .	.....

<b>Tax rate . . . . .</b>	<b>\$6.25</b>
Local school tax rate . . . . .	4.97
County tax rate . . . . .	1.23
Local purpose tax rate . . . . .	0.05

**TAXES**

Local school tax . . . . .	\$33,885.00	
County taxes . . . . .	8,414.88	
Special district taxes . . . . .	.....	
<b>Local purpose levy . . . . .</b>	<b>42,299.88</b>	<b>292.99</b>
<b>Total tax levy (tax duplicate) . . . . .</b>	<b>\$42,592.87</b>	

**Per Capita Total Tax Levy . . . . . \$24.19**

<b>Current</b>	
1950 taxes levied (total) . . . . .	\$42,816.68
Collected in 1950 . . . . .	33,126.15
Per cent of levy collected in 1950 . . . . .	77.36
Transferred to liens . . . . .	416.00
Cancelled, abated or adjusted . . . . .	948.36
Outstanding December 31, 1950 . . . . .	\$8,326.17

<b>All Prior Years Outstanding</b>	
Balance January 1, 1950 . . . . .	\$11,607.72
Collected in 1950 . . . . .	9,295.86
Balance December 31, 1950 . . . . .	\$1,333.50

<b>Tax Title Liens Outstanding</b>	
Balance January 1, 1950 . . . . .	\$6,785.10
Redeemed by cash . . . . .	280.47
Balance December 31, 1950 . . . . .	\$6,920.63

<b>Property Acquired by Deed or Foreclosure</b>	
Balance January 1, 1950 . . . . .	.....
Sale for cash . . . . .	.....
Balance December 31, 1950 . . . . .	.....

**CAPITAL DEBT, DECEMBER 31, 1950**

<b>Gross Debt</b>	
School debt . . . . .	.....
Self-liquidating debt. . . . .	.....
Other capital debt . . . . .	\$2,280.00
<b>TOTAL GROSS DEBT . . . . .</b>	<b>\$2,280.00</b>

**Per Capita Gross Debt . . . . . \$1.29**

<b>Deductions for</b>	
School debt . . . . .	.....
Self-liquidating debt. . . . .	.....
Other capital debt . . . . .	.....
<b>TOTAL DEDUCTIONS . . . . .</b>	<b>.....</b>

**NET DEBT . . . . . \$2,280.00**

<b>Average Assessed Valuations</b>	
Real Property 1948-1949-1950 . . . . .	\$591,492.00
Per Cent of Net Debt . . . . .	0.38

**CURRENT FINANCES DECEMBER 31, 1950**

Cash . . . . .	\$25,720.05
Taxes receivable . . . . .	9,659.67
Tax title liens . . . . .	6,920.63
Foreclosed property . . . . .	.....
Accounts receivable . . . . .	.....
State road aid receivable . . . . .	.....
Emergencies and deferred charges . . . . .	.....
<b>TOTAL ASSETS . . . . .</b>	<b>\$42,300.35</b>

Cash liabilities . . . . .	\$2,531.41
Reserves . . . . .	16,580.30
Surplus revenue . . . . .	23,188.64
<b>TOTAL LIABILITIES AND SURPLUS . . . . .</b>	<b>\$42,300.35</b>

**DELANCO TOWNSHIP—BURLINGTON COUNTY**

Population Census, 1950—2,803      Land Area 2.16 sq. mi.      Net Valuation Taxable \$1,284,390  
 1940—2,383

**EXPENDITURES AND REQUIRED PAYMENTS FOR 1950**

**General Government**

Administrative and executive .....	\$5,293.10
Assessment and collection of taxes .....	1,832.41
Finance Department .....	400.00

**Protection to Persons & Property**

Fire .....	.....
Police .....	6,065.02
Other .....	.....

**Streets and Roads**

Repairs and maintenance .....	13,781.51
Street lighting .....	2,944.18

**Sanitation**

Street cleaning .....	.....
Garbage and ash removal .....	4,303.88
Sewers .....	.....

**Health and Charities**

Health service .....	796.81
Poor (including relief) .....	1,373.05
Hospitals (aid and maintenance) .....	.....
Other .....	.....

**Recreation**

Benches and boardwalks .....	.....
Parks and playgrounds .....	.....
Other .....	.....

**Educational**

(Exclusive of school districts) ..	200.00
------------------------------------	--------

**Unclassified Purposes**

(Including contingent) .....	2,367.16
------------------------------	----------

---

SUB-TOTAL—Municipal functions..      \$39,357.12

**Per Capita—Municipal functions** .....

Capital imp'ts and capital imp't fund .....

**Debt Service**

Principal payments ..	\$4,000.00
Interest payments ..	1,360.00

---

Total .....

**Per Capita Debt Service** .....

**Deferred Charges and Statutory Expenditures**

Emergencies .....	.....
Other deferred chgs. ....	.....

---

Total .....

TOTAL—Municipal expenditures ...      \$44,717.12

---

**Required Payments for Local School, County, and Special District Taxes** .....

102,562.30

**TOTAL EXPENDITURES AND REQUIRED PAYMENTS** .....

\$147,279.42

Reserve for uncollected taxes .....

\$14,816.62

---

GRAND TOTAL—Budget .....

\$162,096.04

**RECEIPTS AND REVENUES REALIZED IN 1950 TO MEET EXPENDITURES AND REQUIRED PAYMENTS**

Surplus revenue appropriated ..	\$14,000.00
Miscellaneous revenues realized ..	20,429.69
State aid revenues realized .....	3,923.00
Delinquent taxes including liens—1950 collections .....	14,005.12
Current taxes—1950 collections..	100,106.36
Emergency borrowings .....	.....

---

**TOTAL RECEIPTS AND REVENUES REALIZED** .....

\$152,464.17

**CAPITAL OUTLAY—1950**

Beaches and boardwalks .....	.....
Buildings and equipment .....	.....
Parks and playgrounds .....	.....
Sewers .....	\$12,821.96
Streets, roads and bridges .....	.....
Water supply .....	.....
Other .....	.....

<b>Tax rate</b> .....	\$8.34
Local school tax rate .....	5.68
County tax rate .....	1.95
Local purpose tax rate .....	0.71

**TAXES**

Local school tax ...	\$72,968.41
County taxes .....	25,105.89
Special district taxes .....	4,488.00

---

Local purpose levy .....

8,828.62

---

Total tax levy (tax duplicate) ..

\$111,390.92

**Per Capita Total Tax Levy** .....

\$39.74

**Current**

1950 taxes levied (total) .....	\$113,008.32
Collected in 1950 .....	100,106.36
Per cent of levy col- lected in 1950 .....	88.58
Transferred to liens .....	725.31
Cancelled, abated or adjusted ..	447.85
Outstanding December 31, 1950 ..	\$11,728.80

**All Prior Years Outstanding**

Balance January 1, 1950 .....	\$18,626.32
Collected in 1950 .....	12,790.89
Balance December 31, 1950 .....	\$3,695.38

**Tax Title Liens Outstanding**

Balance January 1, 1950 .....	\$9,348.57
Redeemed by cash .....	1,214.23
Balance December 31, 1950 .....	\$8,860.65

**Property Acquired by Deed or Foreclosure**

Balance January 1, 1950 .....	\$11,336.67
Sale for cash .....	5,027.50
Balance December 31, 1950 .....	\$6,309.17

**CAPITAL DEBT, DECEMBER 31, 1950**

**Gross Debt**

School debt .....	\$19,000.00
Self-liquidating debt. ....	1,214.23
Other capital debt ..	49,000.00

---

TOTAL GROSS DEBT .....

\$68,000.00

**Per Capita Gross Debt** .....

\$24.26

**Deductions for**

School debt .....	\$19,000.00
Self-liquidating debt. ....	.....
Other capital debt ..	.....

---

TOTAL DEDUCTIONS .....

19,000.00

NET DEBT .....

\$49,000.00

**Average Assessed Valuations**

Real Property 1948-1949-1950..	\$1,214,761.00
Per Cent of Net Debt .....	4.03

**CURRENT FINANCES DECEMBER 31, 1950**

Cash .....	\$13,777.76
Taxes receivable .....	15,424.18
Tax title liens .....	8,860.65
Foreclosed property .....	6,309.17
Accounts receivable .....	69.49
State road aid receivable .....	.....
Emergencies and deferred charges ..	.....

---

TOTAL ASSETS .....

\$44,441.25

Cash liabilities .....	\$1,955.29
Reserves .....	30,663.49
Surplus revenue .....	11,822.47

**TOTAL LIABILITIES AND SURPLUS** .....

\$44,441.25

**DELAWARE TOWNSHIP—CAMDEN COUNTY**

Population Census, 1950—10,349      Land Area 24.51 sq. mi.      Net Valuation Taxable \$8,649,548  
 1940—5,811

**EXPENDITURES AND REQUIRED PAYMENTS FOR 1950**

<b>General Government</b>	
Administrative and executive .....	\$36,718.00
Assessment and collection of taxes	14,947.50
Finance Department .....	2,140.00
<b>Protection to Persons &amp; Property</b>	
Fire .....	13,700.00
Police .....	41,375.00
Other .....	.....
<b>Streets and Roads</b>	
Repairs and maintenance .....	51,058.55
Street lighting .....	11,300.00
<b>Sanitation</b>	
Street cleaning .....	.....
Garbage and ash removal .....	87.00
Sewers .....	.....
<b>Health and Charities</b>	
Health service .....	1,025.00
Poor (including relief) .....	5,350.00
Hospitals (aid and maintenance) .....	.....
Other .....	.....
<b>Recreation</b>	
Beaches and boardwalks .....	.....
Parks and playgrounds .....	4,000.00
Other .....	2,300.00
<b>Educational</b>	
(Exclusive of school districts) ..	.....
<b>Unclassified Purposes</b>	
(Including contingent) .....	.....
<b>SUB-TOTAL—Municipal functions..</b>	<b>\$184,001.05</b>

<b>Per Capita—Municipal functions .....</b>	<b>\$17.78</b>
Capital imp'ts and capital imp't fund	\$48,235.00
<b>Debt Service</b>	
Principal payments ..	\$35,000.00
Interest payments ..	19,251.00

Total .....

<b>Per Capita Debt Service .....</b>	<b>\$5.24</b>
<b>Deferred Charges and Statutory Expenditures</b>	
Emergencies .....	\$21,900.00
Other deferred chgs. ....	1,591.06
Total .....	23,491.06

**TOTAL—Municipal expenditures ...**      **\$309,978.11**

**Required Payments for Local School, County, and Special District Taxes .....**      **349,837.56**

**TOTAL EXPENDITURES AND REQUIRED PAYMENTS .....**      **\$659,815.67**

Reserve for uncollected taxes .....

**GRAND TOTAL—Budget .....**      **\$707,015.67**

**RECEIPTS AND REVENUES REALIZED IN 1950 TO MEET EXPENDITURES AND REQUIRED PAYMENTS**

Surplus revenue appropriated ..	\$120,000.00
Miscellaneous revenues realized.	139,967.07
State aid revenues realized .....	15,790.00
<b>Delinquent taxes including</b>	
Liens—1950 collections .....	22,591.45
Current taxes—1950 collections..	428,506.62
Emergency borrowings .....	.....
<b>TOTAL RECEIPTS AND REVENUES REALIZED .....</b>	<b>\$726,855.14</b>

**CAPITAL OUTLAY—1950**

Beaches and boardwalks .....	.....
Buildings and equipment .....	\$5,000.00
Parks and playgrounds .....	.....
Sewers .....	49,535.85
Streets, roads and bridges .....	.....
Water supply .....	.....
Other .....	.....

<b>Tax rate .....</b>	<b>\$4.80</b>
Local school tax rate .....	2.38
County tax rate .....	1.43
Local purpose tax rate .....	0.99

**TAXES**

Local school tax ...	\$206,090.00	
County taxes .....	123,537.84	
Special district taxes .....	20,209.72	
Local purpose levy .....		\$349,837.56
		83,752.06
<b>Total tax levy (tax duplicate) ..</b>		<b>\$433,589.62</b>

**Per Capita Total Tax Levy .....**      **\$41.90**

<b>Current</b>	
1950 taxes levied (total) .....	\$456,605.08
Collected in 1950 .....	428,506.62
Per cent of levy collected in 1950 ...	93.85
Transferred to liens .....	.....
Cancelled, abated or adjusted .....	.....
Outstanding December 31, 1950 ..	\$28,093.46

<b>All Prior Years Outstanding</b>	
Balance January 1, 1950 .....	\$25,284.12
Collected in 1950 .....	19,671.66
Balance December 31, 1950 .....	\$5,612.46

<b>Tax Title Liens Outstanding</b>	
Balance January 1, 1950 .....	\$54,993.66
Redeemed by cash .....	2,919.79
Balance December 31, 1950 .....	\$52,073.87

<b>Property Acquired by Deed or Foreclosure</b>	
Balance January 1, 1950 .....	\$93,573.87
Sale for cash .....	23,661.86
Balance December 31, 1950 .....	\$69,912.01

**CAPITAL DEBT, DECEMBER 31, 1950**

<b>Gross Debt</b>	
School debt .....	\$364,000.00
Self-liquidating debt. ....	60,000.00
Other capital debt ..	676,000.00

**TOTAL GROSS DEBT .....**      **\$1,100,000.00**  
**Per Capita Gross Debt .....**      **\$106.29**

<b>Deductions for</b>	
School debt .....	\$364,000.00
Self-liquidating debt. ....	60,000.00
Other capital debt ..	2,593.00

**TOTAL DEDUCTIONS .....**      **426,593.00**  
**NET DEBT .....**      **\$673,407.00**

<b>Average Assessed Valuations</b>	
Real Property 1948-1949-1950..	\$7,125,556.00
<b>Per Cent of Net Debt .....</b>	<b>9.45</b>

**CURRENT FINANCES DECEMBER 31, 1950**

Cash .....	\$208,754.30
Taxes receivable .....	33,710.92
Tax title liens .....	52,073.87
Foreclosed property .....	69,912.01
Accounts receivable .....	1,443.38
State road aid receivable .....	29,803.29
Emergencies and deferred charges ..	18,426.05
<b>TOTAL ASSETS .....</b>	<b>\$414,123.82</b>

Cash liabilities .....	\$51,351.39
Reserves .....	157,140.18
Surplus revenue .....	205,632.25

**TOTAL LIABILITIES AND SURPLUS .....**      **\$414,123.82**

**DELAWARE TOWNSHIP—HUNTERDON COUNTY**

Population Census, 1950—1,998                      Land Area 36.9 sq. mi.                      Net Valuation Taxable \$1,698,157  
 1940—1,756

**EXPENDITURES AND REQUIRED PAYMENTS FOR 1950**

**General Government**

Administrative and executive . . . \$4,500.00  
 Assessment and collection of taxes 1,600.00  
 Finance Department . . . . . 100.00

**Protection to Persons & Property**

Fire . . . . . 400.00  
 Police . . . . . 300.00  
 Other . . . . .

**Streets and Roads**

Repairs and maintenance . . . . . 30,765.56  
 Street lighting . . . . .

**Sanitation**

Street cleaning . . . . .  
 Garbage and ash removal . . . . .  
 Sewers . . . . .

**Health and Charities**

Health service . . . . . 275.00  
 Poor (including relief) . . . . . 650.00  
 Hospitals (aid and maintenance). . . . .  
 Other . . . . .

**Recreation**

Beaches and boardwalks . . . . .  
 Parks and playgrounds . . . . .  
 Other . . . . .

**Educational**  
 (Exclusive of school districts) . . . . .

**Unclassified Purposes**  
 (Including contingent) . . . . . 375.00

---

**SUB-TOTAL—Municipal functions.. \$38,965.56**

**Per Capita—Municipal functions . . . \$19.50**

Capital imp'ts and capital imp't fund . . . . .

**Debt Service**

Principal payments . . . . .  
 Interest payments . . . . .

Total . . . . .

**Per Capita Debt Service . . . . .**

**Deferred Charges and Statutory Expenditures**

Emergences . . . . .  
 Other deferred chgs. . . . . \$51.42

---

Total . . . . . \$51.42

**TOTAL—Municipal expenditures . . . \$39,016.98**

**Required Payments for Local School, County, and Special District Taxes . . . . . 73,566.42**

---

**TOTAL EXPENDITURES AND REQUIRED PAYMENTS . . . . . \$112,583.40**

Reserve for uncollected taxes . . . . . \$18,342.97

---

**GRAND TOTAL—Budget . . . . . \$130,926.37**

**RECEIPTS AND REVENUES REALIZED IN 1950 TO MEET EXPENDITURES AND REQUIRED PAYMENTS**

Surplus revenue appropriated . . \$15,000.00  
 Miscellaneous revenues realized. 12,488.83  
 State aid revenues realized . . . . 8,789.00

**Delinquent taxes including**

liens—1950 collections . . . . . 13,775.60  
 Current taxes—1950 collections.. 77,501.67

Emergency borrowings . . . . .

---

**TOTAL RECEIPTS AND REVENUES REALIZED . . . . . \$127,555.10**

**CAPITAL OUTLAY—1950**

Beaches and boardwalks . . . . .  
 Buildings and equipment . . . . .  
 Parks and playgrounds . . . . .  
 Sewers . . . . .  
 Streets, roads and bridges . . . . . \$6,581.80  
 Water supply . . . . .  
 Other . . . . .

**Tax rate . . . . . \$5.42**

Local school tax rate . . . . . 3.35  
 County tax rate . . . . . 0.97  
 Local purpose tax rate . . . . . 1.10

**TAXES**

Local school tax . . . . . \$56,955.08  
 County taxes . . . . . 16,384.78  
 Special district taxes . . . . . 226.56

---

Local purpose levy . . . . . \$73,566.42  
 18,670.95

---

Total tax levy (tax duplicate) . . . . . \$92,237.37

---

**Per Capita Total Tax Levy . . . . . \$46.16**

**Current**

1950 taxes levied (total) . . . . . \$92,433.68  
 Collected in 1950 . . . . . 77,501.67  
 Per cent of levy collected in 1950 . . . . . 83.85  
 Transferred to liens . . . . . 21.68  
 Cancelled, abated or adjusted . . . . . 286.21  
 Outstanding December 31, 1950 . . . . . \$14,624.12

**All Prior Years Outstanding**

Balance January 1, 1950 . . . . . \$18,131.06  
 Collected in 1950 . . . . . 13,775.60  
 Balance December 31, 1950 . . . . . \$3,918.25

**Tax Title Liens Outstanding**

Balance January 1, 1950 . . . . . \$488.89  
 Redeemed by cash . . . . .  
 Balance December 31, 1950 . . . . . \$510.57

**Property Acquired by Deed or Foreclosure**

Balance January 1, 1950 . . . . .  
 Sale for cash . . . . .  
 Balance December 31, 1950 . . . . .

**CAPITAL DEBT, DECEMBER 31, 1950**

**Gross Debt**

School debt . . . . . \$230,000.00  
 Self-liquidating debt. . . . .  
 Other capital debt . . . . . 20,000.00

---

**TOTAL GROSS DEBT . . . . . \$250,000.00**

**Per Capita Gross Debt . . . . . \$125.13**

**Deductions for**

School debt . . . . . \$77,191.00  
 Self-liquidating debt. . . . .  
 Other capital debt . . . . . 20,000.00

---

**TOTAL DEDUCTIONS . . . . . 97,191.00**

---

**NET DEBT . . . . . \$152,809.00**

**Average Assessed Valuations**

Real Property 1948-1949-1950.. \$1,286,522.00  
 Per Cent of Net Debt . . . . . 11.87

**CURRENT FINANCES DECEMBER 31, 1950**

Cash . . . . . \$27,489.92  
 Taxes receivable . . . . . 18,542.37  
 Tax title liens . . . . . 510.57  
 Foreclosed property . . . . .  
 Accounts receivable . . . . . 11,518.35  
 State road aid receivable . . . . .  
 Emergencies and deferred charges . . . . . 2.00

---

**TOTAL ASSETS . . . . . \$58,063.21**

Cash liabilities . . . . . \$2,721.10  
 Reserves . . . . . 30,571.29  
 Surplus revenue . . . . . 24,770.82

---

**TOTAL LIABILITIES AND SURPLUS . . . . . \$58,063.21**

**DELTRAN TOWNSHIP—BURLINGTON COUNTY**

Population Census, 1950—2,449      Land Area 11.14 sq. mi.      Net Valuation Taxable \$1,159,580  
 1940—1,926

<b>EXPENDITURES AND RE-REQUIRED PAYMENTS FOR 1950</b>	
<b>General Government</b>	
Administrative and executive . . .	\$4,750.00
Assessment and collection of taxes	2,575.00
Finance Department . . . . .	350.00
<b>Protection to Persons &amp; Property</b>	
Fire . . . . .	2,875.00
Police . . . . .	1,450.00
Other . . . . .	.....
<b>Streets and Roads</b>	
Repairs and maintenance . . . . .	11,016.66
Street lighting . . . . .	3,600.00
<b>Sanitation</b>	
Street cleaning . . . . .	.....
Garbage and ash removal . . . . .	2,400.00
Sewers . . . . .	.....
<b>Health and Charities</b>	
Health service . . . . .	250.00
Poor (including relief) . . . . .	775.00
Hospitals (aid and maintenance) . . . . .	.....
Other . . . . .	.....
<b>Recreation</b>	
Beaches and boardwalks . . . . .	.....
Parks and playgrounds . . . . .	.....
Other . . . . .	.....
<b>Educational</b>	
(Exclusive of school districts) . . . . .	.....
<b>Unclassified Purposes</b>	
(Including contingent) . . . . .	100.00
<b>SUB-TOTAL—Municipal functions..</b>	<b>\$30,141.66</b>

<b>Per Capita—Municipal functions . . . . .</b>	<b>\$12.31</b>
Capital imp'ts and capital imp't fund	\$7,000.00
<b>Debt Service</b>	
Principal payments . . . . .	\$4,000.00
Interest payments . . . . .	990.00
<b>Total . . . . .</b>	<b>4,990.00</b>
<b>Per Capita Debt Service . . . . .</b>	
<b>Deferred Charges and Statutory Expenditures</b>	<b>\$2.04</b>
Emergencies . . . . .	.....
Other deferred chgs. . . . .	\$85.50
<b>Total . . . . .</b>	<b>85.50</b>
<b>TOTAL—Municipal expenditures . . . . .</b>	<b>\$42,217.16</b>

<b>Required Payments for Local School, County, and Special District Taxes . . . . .</b>	<b>58,564.03</b>
-----------------------------------------------------------------------------------------	------------------

<b>TOTAL EXPENDITURES AND REQUIRED PAYMENTS . . . . .</b>	<b>\$100,781.19</b>
Reserve for uncollected taxes . . . . .	\$12,525.45
<b>GRAND TOTAL—Budget . . . . .</b>	<b>\$113,306.64</b>

<b>RECEIPTS AND REVENUES REALIZED IN 1950 TO MEET EXPENDITURES AND RE-REQUIRED PAYMENTS</b>	
Miscellaneous revenue appropriated . . . . .	\$10,000.00
Miscellaneous revenues realized.	29,556.36
State aid revenues realized . . . . .	4,439.52
Delinquent taxes including	.....
liens—1950 collections . . . . .	10,060.39
Current taxes—1950 collections..	57,401.27
Emergency borrowings . . . . .	.....
<b>TOTAL RECEIPTS AND REVENUES REALIZED . . . . .</b>	<b>\$111,457.54</b>

**CAPITAL OUTLAY—1950**

Beaches and boardwalks . . . . .	.....
Buildings and equipment . . . . .	.....
Parks and playgrounds . . . . .	.....
Sewers . . . . .	.....
Streets, roads and bridges . . . . .	.....
Water supply . . . . .	.....
Other . . . . .	.....

<b>Tax rate . . . . .</b>	<b>\$5.76</b>
Local school tax rate . . . . .	3.10
County tax rate . . . . .	1.95
Local purpose tax rate . . . . .	0.71

**TAXES**

Local school tax . . . . .	\$35,900.00	
County taxes . . . . .	22,664.03	
Special district taxes . . . . .	.....	
<b>Local purpose levy . . . . .</b>	<b>8,042.61</b>	
<b>Total tax levy (tax duplicate) ..</b>	<b>\$66,606.64</b>	
<b>Per Capita Total Tax Levy . . . . .</b>	<b>\$27.20</b>	

<b>Current</b>	
1950 taxes levied (total) . . . . .	\$67,355.04
Collected in 1950 . . . . .	57,401.27
Per cent of levy collected in 1950 . . . . .	85.22
Transferred to liens . . . . .	207.74
Cancelled, abated or adjusted . . . . .	742.79
Outstanding December 31, 1950 ..	\$9,003.24

<b>All Prior Years Outstanding</b>	
Balance January 1, 1950 . . . . .	\$11,856.02
Collected in 1950 . . . . .	9,895.88
Balance December 31, 1950 . . . . .	\$1,821.32

<b>Tax Title Liens Outstanding</b>	
Balance January 1, 1950 . . . . .	\$5,413.69
Redeemed by cash . . . . .	164.51
Balance December 31, 1950 . . . . .	\$5,429.13

<b>Property Acquired by Deed or Foreclosure</b>	
Balance January 1, 1950 . . . . .	\$865.00
Sale for cash . . . . .	50.00
Balance December 31, 1950 . . . . .	\$860.00

**CAPITAL DEBT, DECEMBER 31, 1950**

<b>Gross Debt</b>	
School debt . . . . .	.....
Self-liquidating debt. . . . .	.....
Other capital debt . . . . .	\$18,000.00
<b>TOTAL GROSS DEBT . . . . .</b>	<b>\$18,000.00</b>
<b>Per Capita Gross Debt . . . . .</b>	<b>\$7.35</b>

<b>Deductions for</b>	
School debt . . . . .	.....
Self-liquidating debt. . . . .	.....
Other capital debt . . . . .	.....
<b>TOTAL DEDUCTIONS . . . . .</b>	<b>.....</b>
<b>NET DEBT . . . . .</b>	<b>\$18,000.00</b>

<b>Average Assessed Valuations</b>	
Real Property 1948-1949-1950..	\$1,107,210.00
Per Cent of Net Debt . . . . .	1.62

**CURRENT FINANCES DECEMBER 31, 1950**

Cash . . . . .	\$50,399.30
Taxes receivable . . . . .	10,824.56
Tax title liens . . . . .	5,429.13
Foreclosed property . . . . .	860.00
Accounts receivable . . . . .	342.21
State road aid receivable . . . . .	.....
Emergencies and deferred charges . . . . .	.....
<b>TOTAL ASSETS . . . . .</b>	<b>\$67,855.20</b>

Cash liabilities . . . . .	12,411.30
Reserves . . . . .	17,455.90
Surplus revenue . . . . .	37,988.00

<b>TOTAL LIABILITIES AND SURPLUS . . . . .</b>	<b>\$67,855.20</b>
------------------------------------------------	--------------------

# DEMAREST BOROUGH—BERGEN COUNTY

Population Census, 1950—1,777      Land Area 2.1 sq. mi.      Net Valuation Taxable \$2,072,046  
 1940—1,165

## EXPENDITURES AND REQUIRED PAYMENTS FOR 1950

<b>General Government</b>	
Administrative and executive .....	\$8,230.00
Assessment and collection of taxes	9,500.00
Finance Department .....	
<b>Protection to Persons &amp; Property</b>	
Fire .....	9,500.00
Police .....	17,210.00
Other .....	
<b>Streets and Roads</b>	
Repairs and maintenance .....	9,275.00
Street lighting .....	3,200.00
<b>Sanitation</b>	
Street cleaning .....	
Garbage and ash removal .....	
Sewers .....	
<b>Health and Charities</b>	
Health service .....	900.00
Poor (including relief) .....	550.00
Hospitals (aid and maintenance) ..	100.00
Other .....	
<b>Recreation</b>	
Beaches and boardwalks .....	
Parks and playgrounds .....	700.00
Other .....	
<b>Educational</b>	
(Exclusive of school districts) ..	
<b>Unclassified Purposes</b>	
(Including contingent) .....	1,570.00
<b>SUB-TOTAL—Municipal functions..</b>	<b>\$60,735.00</b>

<b>Per Capita—Municipal functions .....</b>	<b>\$34.18</b>
Capital imp'ts and capital imp't fund .....	
<b>Debt Service</b>	
Principal payments ..	
Interest payments ..	
Total .....	
<b>Per Capita Debt Service .....</b>	
<b>Deferred Charges and Statutory Expenditures</b>	
Emergencies .....	
Other deferred chgs. .....	\$6,215.50
Total .....	\$6,215.50
<b>TOTAL—Municipal expenditures ...</b>	<b>\$66,950.50</b>

<b>Required Payments for Local School, County, and Special District Taxes .....</b>	<b>99,971.14</b>
-------------------------------------------------------------------------------------	------------------

<b>TOTAL EXPENDITURES AND REQUIRED PAYMENTS .....</b>	<b>\$166,921.64</b>
-------------------------------------------------------	---------------------

Reserve for uncollected taxes .....	\$19,053.43
-------------------------------------	-------------

<b>GRAND TOTAL—Budget .....</b>	<b>\$185,975.07</b>
---------------------------------	---------------------

## RECEIPTS AND REVENUES REALIZED IN 1950 TO MEET EXPENDITURES AND REQUIRED PAYMENTS

Surplus revenue appropriated ..	\$32,900.00
Miscellaneous revenues realized ..	21,085.85
State aid revenues realized .....	1,383.00
<b>Delinquent taxes including</b>	
liens—1950 collections .....	7,642.94
Current taxes—1950 collections..	133,820.49
Emergency borrowings .....	

<b>TOTAL RECEIPTS AND REVENUES REALIZED .....</b>	<b>\$196,832.28</b>
---------------------------------------------------	---------------------

### CAPITAL OUTLAY—1950

Beaches and boardwalks .....	
Buildings and equipment .....	
Parks and playgrounds .....	
Sewers .....	
Streets, roads and bridges .....	
Water supply .....	
Other .....	

<b>Tax rate .....</b>	<b>\$6.74</b>
Local school tax rate .....	4.01
County tax rate .....	0.82
Local purpose tax rate .....	1.91

### TAXES

Local school tax ...	\$83,121.50
County taxes .....	16,849.64
Special district taxes .....	
Local purpose levy .....	39,520.93
<b>Total tax levy (tax duplicate) ..</b>	<b>\$139,492.07</b>

<b>Per Capita Total Tax Levy .....</b>	<b>\$78.50</b>
----------------------------------------	----------------

<b>Current</b>	
1950 taxes levied (total) .....	\$147,974.62
Collected in 1950 .....	133,820.49
Per cent of levy collected in 1950 ...	90.43
Transferred to liens .....	7,836.01
Cancelled, abated or adjusted ...	229.49
Outstanding December 31, 1950 ..	\$6,088.63

<b>All Prior Years Outstanding</b>	
Balance January 1, 1950 .....	\$5,874.75
Collected in 1950 .....	5,533.90
Balance December 31, 1950 .....	\$3.56

<b>Tax Title Liens Outstanding</b>	
Balance January 1, 1950 .....	\$91,134.37
Redeemed by cash .....	2,109.04
Balance December 31, 1950 .....	\$61,236.40

<b>Property Acquired by Deed or Foreclosure</b>	
Balance January 1, 1950 .....	\$220,693.62
Sale for cash .....	73,291.52
Balance December 31, 1950 .....	\$174,733.10

### CAPITAL DEBT, DECEMBER 31, 1950

<b>Gross Debt</b>	
School debt .....	\$268,000.00
Self-liquidating debt .....	
Other capital debt ..	

<b>TOTAL GROSS DEBT .....</b>	<b>\$268,000.00</b>
<b>Per Capita Gross Debt .....</b>	<b>\$150.82</b>

<b>Deductions for</b>	
School debt .....	\$115,430.00
Self-liquidating debt .....	
Other capital debt ..	

<b>TOTAL DEDUCTIONS .....</b>	<b>115,430.00</b>
<b>NET DEBT .....</b>	<b>\$152,570.00</b>

<b>Average Assessed Valuations</b>	
Real Property 1948-1949-1950..	\$1,923,835.00
Per Cent of Net Debt .....	7.93

### CURRENT FINANCES DECEMBER 31, 1950

Cash .....	\$209,790.36
Taxes receivable .....	6,092.19
Tax title liens .....	61,236.40
Foreclosed property .....	174,733.10
Accounts receivable .....	145.86
State road aid receivable .....	
Emergencies and deferred charges ..	

<b>TOTAL ASSETS .....</b>	<b>\$451,997.91</b>
---------------------------	---------------------

Cash liabilities .....	\$57,052.03
Reserves .....	242,207.55
Surplus revenue .....	152,738.33

<b>TOTAL LIABILITIES AND SURPLUS .....</b>	<b>\$451,997.91</b>
--------------------------------------------	---------------------

## DENNIS TOWNSHIP—CAPE MAY COUNTY

Population Census, 1950—1,962  
1940—1,877

Land Area 65.1 sq. mi.

Net Valuation Taxable \$834,458

### EXPENDITURES AND RE-REQUIRED PAYMENTS FOR 1950

<b>General Government</b>	
Administrative and executive . . . . .	\$3,710.20
Assessment and collection of taxes . . . . .	2,344.16
Finance Department . . . . .	420.00
<b>Protection to Persons &amp; Property</b>	
Fire . . . . .	1,500.00
Police . . . . .	313.59
Other . . . . .	.....
<b>Streets and Roads</b>	
Repairs and maintenance . . . . .	9,731.33
Street lighting . . . . .	.....
<b>Sanitation</b>	
Street cleaning . . . . .	.....
Garbage and ash removal . . . . .	.....
Sewers . . . . .	.....
<b>Health and Charities</b>	
Health service . . . . .	726.61
Poor (including relief) . . . . .	865.90
Hospitals (aid and maintenance) . . . . .	.....
Other . . . . .	.....
<b>Recreation</b>	
Beaches and boardwalks . . . . .	.....
Parks and playgrounds . . . . .	.....
Other . . . . .	.....
<b>Educational</b>	
(Exclusive of school districts) . . . . .	.....
<b>Unclassified Purposes</b>	
(Including contingent) . . . . .	.....
<b>SUB-TOTAL—Municipal functions..</b>	<b>\$19,611.79</b>

<b>Per Capita—Municipal functions . . . . .</b>	<b>\$10.00</b>
Capital imp'ts and capital imp't fund	\$2,222.22
<b>Debt Service</b>	
Principal payments . . . . .	.....
Interest payments . . . . .	.....
<b>Total . . . . .</b>	<b>.....</b>
<b>Per Capita Debt Service . . . . .</b>	
<b>Deferred Charges and Statutory Expenditures</b>	
Emergencies . . . . .	.....
Other deferred chgs. . . . .	\$7,936.30
<b>Total . . . . .</b>	<b>7,936.30</b>

<b>TOTAL—Municipal expenditures . . . . .</b>	<b>\$29,770.31</b>
<b>Required Payments for Local School, County, and Special District Taxes . . . . .</b>	<b>41,403.50</b>

<b>TOTAL EXPENDITURES AND REQUIRED PAYMENTS . . . . .</b>	<b>\$71,173.81</b>
Reserve for uncollected taxes . . . . .	\$10,935.50
<b>GRAND TOTAL—Budget . . . . .</b>	<b>\$82,109.31</b>

### RECEIPTS AND REVENUES REALIZED IN 1950 TO MEET EXPENDITURES AND RE-REQUIRED PAYMENTS

Surplus revenue appropriated . . . . .	\$7,500.00
Miscellaneous revenues realized . . . . .	19,200.93
State aid revenues realized . . . . .	9,543.00
Delinquent taxes including liens—1950 collections . . . . .	9,247.99
Current taxes—1950 collections..	32,881.51
Emergency borrowings . . . . .	.....
<b>TOTAL RECEIPTS AND REVENUES REALIZED . . . . .</b>	<b>\$78,373.43</b>

### CAPITAL OUTLAY—1950

Beaches and boardwalks . . . . .	.....
Buildings and equipment . . . . .	.....
Parks and playgrounds . . . . .	.....
Sewers . . . . .	.....
Streets, roads and bridges . . . . .	.....
Water supply . . . . .	.....
Other . . . . .	.....

<b>Tax rate . . . . .</b>	<b>\$5.16</b>
Local school tax rate . . . . .	3.57
County tax rate . . . . .	1.26
Local purpose tax rate . . . . .	0.33

### TAXES

Local school tax . . . . .	\$29,800.70	
County taxes . . . . .	10,525.61	
Special district taxes . . . . .	1,077.19	
<b>Local purpose levy . . . . .</b>	<b>.....</b>	<b>\$41,403.50</b>
		2,666.65
<b>Total tax levy (tax duplicate) ..</b>	<b>.....</b>	<b>\$44,070.15</b>
<b>Per Capita Total Tax Levy . . . . .</b>	<b>\$22.46</b>	

<b>Current</b>	
1950 taxes levied (total) . . . . .	\$44,323.75
Collected in 1950 . . . . .	32,881.51
Per cent of levy collected in 1950 . . . . .	74.18
Transferred to liens . . . . .	343.34
Cancelled, abated or adjusted . . . . .	556.31
Outstanding December 31, 1950 ..	\$10,542.59

<b>All Prior Years Outstanding</b>	
Balance January 1, 1950 . . . . .	\$13,532.76
Collected in 1950 . . . . .	9,128.98
Balance December 31, 1950 . . . . .	\$4,233.32

<b>Tax Title Liens Outstanding</b>	
Balance January 1, 1950 . . . . .	\$5,103.78
Redeemed by cash . . . . .	116.79
Balance December 31, 1950 . . . . .	\$4,724.74

<b>Property Acquired by Deed or Foreclosure</b>	
Balance January 1, 1950 . . . . .	\$170.00
Sale for cash . . . . .	220.00
Balance December 31, 1950 . . . . .	\$250.00

### CAPITAL DEBT, DECEMBER 31, 1950

<b>Gross Debt</b>	
School debt . . . . .	.....
Self-liquidating debt. . . . .	116.79
Other capital debt . . . . .	.....
<b>TOTAL GROSS DEBT . . . . .</b>	<b>.....</b>
<b>Per Capita Gross Debt . . . . .</b>	<b>.....</b>

<b>Deductions for</b>	
School debt . . . . .	.....
Self-liquidating debt. . . . .	116.79
Other capital debt . . . . .	.....
<b>TOTAL DEDUCTIONS . . . . .</b>	<b>.....</b>
<b>NET DEBT . . . . .</b>	<b>.....</b>

<b>Average Assessed Valuations</b>	
Real Property 1948-1949-1950..	\$705,904.00
Per Cent of Net Debt . . . . .	.....

### CURRENT FINANCES DECEMBER 31, 1950

Cash . . . . .	\$45,426.21
Taxes receivable . . . . .	14,775.91
Tax title liens . . . . .	4,724.74
Foreclosed property . . . . .	250.00
Accounts receivable . . . . .	23.08
State road aid receivable . . . . .	3,877.96
Emergencies and deferred charges . . . . .	.....
<b>TOTAL ASSETS . . . . .</b>	<b>\$69,077.90</b>

Cash liabilities . . . . .	\$7,049.42
Reserves . . . . .	19,773.73
Surplus revenue . . . . .	42,254.75

<b>TOTAL LIABILITIES AND SURPLUS . . . . .</b>	<b>\$69,077.90</b>
------------------------------------------------	--------------------

## DENVERVILLE TOWNSHIP—MORRIS COUNTY

Population Census, 1950—6,052  
1940—3,117

Land Area 12.9 sq. mi.

Net Valuation Taxable \$4,409,034

### EXPENDITURES AND REQUIRED PAYMENTS FOR 1950

<b>General Government</b>	
Administrative and executive .....	\$18,475.00
Assessment and collection of taxes .....	9,300.00
Finance Department .....	1,950.00
<b>Protection to Persons &amp; Property</b>	
Fire .....	12,600.00
Police .....	18,700.00
Other .....	1,825.00
<b>Streets and Roads</b>	
Repairs and maintenance .....	34,200.64
Street lighting .....	10,200.00
<b>Sanitation</b>	
Street cleaning .....	.....
Garbage and ash removal .....	.....
Sewers .....	.....
<b>Health and Charities</b>	
Health service .....	1,400.00
Poor (including relief) .....	1,100.00
Hospitals (aid and maintenance) .....	1,800.00
Other .....	531.30
<b>Recreation</b>	
Beaches and boardwalks .....	.....
Parks and playgrounds .....	.....
Other .....	2,250.00
<b>Educational</b> (Exclusive of school districts) ..	
	3,485.00
<b>Unclassified Purposes</b> (Including contingent) .....	
	17,510.70
<b>SUB-TOTAL—Municipal functions..</b>	<b>\$135,327.64</b>

<b>Per Capita—Municipal functions .....</b>	<b>\$22.36</b>
Capital imp'ts and capital imp't fund .....	\$23,576.67
<b>Debt Service</b>	
Principal payments ..	\$37,000.00
Interest payments ..	17,272.50
<b>Total .....</b>	<b>54,272.50</b>
<b>Per Capita Debt Service .....</b>	<b>\$8.97</b>
<b>Deferred Charges and Statutory Expenditures</b>	
Emergencies .....	.....
Other deferred chgs. .....	\$287.00
<b>Total .....</b>	<b>287.00</b>
<b>TOTAL—Municipal expenditures ..</b>	<b>\$213,463.81</b>

**Required Payments for Local School, County, and Special District Taxes .....** 223,178.49

<b>TOTAL EXPENDITURES AND REQUIRED PAYMENTS .....</b>	<b>\$436,642.30</b>
Reserve for uncollected taxes .....	\$65,808.41
<b>GRAND TOTAL—Budget .....</b>	<b>\$502,450.71</b>

### RECEIPTS AND REVENUES REALIZED IN 1950 TO MEET EXPENDITURES AND REQUIRED PAYMENTS

Surplus revenue appropriated ..	\$45,000.00
Miscellaneous revenues realized ..	45,987.09
State aid revenues realized .....	18,268.59
Delinquent taxes including .....	.....
Hens—1950 collections .....	37,820.16
Current taxes—1950 collections..	347,106.93
Emergency borrowings .....	.....
<b>TOTAL RECEIPTS AND REVENUES REALIZED .....</b>	<b>\$494,182.77</b>

### CAPITAL OUTLAY—1950

Beaches and boardwalks .....	.....
Buildings and equipment .....	\$8,500.00
Parks and playgrounds .....	.....
Sewers .....	.....
Streets, roads and bridges .....	.....
Water supply .....	10,189.87
Other .....	.....

<b>Tax rate .....</b>	<b>\$8.70</b>
Local school tax rate .....	4.06
County tax rate .....	1.00
Local purpose tax rate .....	3.64

### TAXES

Local school tax ..	\$178,794.93	
County taxes .....	44,383.56	
Special district taxes .....	.....	
		\$223,178.49
Local purpose levy .....	.....	160,190.36
<b>Total tax levy (tax duplicate) ..</b>	<b>.....</b>	<b>\$383,368.85</b>
<b>Per Capita Total Tax Levy .....</b>	<b>\$63.35</b>	

<b>Current</b>	
1950 taxes levied (total) .....	\$396,912.17
Collected in 1950 .....	347,106.93
Per cent of levy collected in 1950 ..	87.45
Transferred to liens .....	5,408.11
Cancelled, abated or adjusted ..	3,455.66
Outstanding December 31, 1950 ..	\$40,941.47

<b>All Prior Years Outstanding</b>	
Balance January 1, 1950 .....	\$37,568.87
Collected in 1950 .....	35,695.04
Balance December 31, 1950 .....	\$764.46

<b>Tax Title Liens Outstanding</b>	
Balance January 1, 1950 .....	\$28,316.07
Redeemed by cash .....	1,505.12
Balance December 31, 1950 .....	\$32,636.16

<b>Property Acquired by Deed or Foreclosure</b>	
Balance January 1, 1950 .....	\$6,030.00
Sale for cash .....	620.00
Balance December 31, 1950 .....	\$6,330.00

### CAPITAL DEBT, DECEMBER 31, 1950

<b>Gross Debt</b>	
School debt .....	\$514,364.00
Self-liquidating debt .....	.....
Other capital debt ..	374,279.00

<b>TOTAL GROSS DEBT .....</b>	<b>\$888,643.00</b>
<b>Per Capita Gross Debt .....</b>	<b>\$146.83</b>

<b>Deductions for</b>	
School debt .....	\$514,364.00
Self-liquidating debt .....	.....
Other capital debt ..	.....

<b>TOTAL DEDUCTIONS .....</b>	<b>514,364.00</b>
<b>NET DEBT .....</b>	<b>\$374,279.00</b>

<b>Average Assessed Valuations</b>	
Real Property 1948-1949-1950..	\$4,082,431.00
Per Cent of Net Debt .....	9.16

### CURRENT FINANCES DECEMBER 31, 1950

Cash .....	\$142,847.90
Taxes receivable .....	41,705.93
Tax title liens .....	32,636.16
Foreclosed property .....	6,330.00
Accounts receivable .....	6,423.47
State road aid receivable .....	12,710.03
Emergencies and deferred charges ..	2,577.84
<b>TOTAL ASSETS .....</b>	<b>\$242,231.33</b>

Cash liabilities .....	\$46,616.58
Reserves .....	84,095.56
Surplus revenue .....	111,519.19
<b>TOTAL LIABILITIES AND SURPLUS .....</b>	<b>\$242,231.33</b>

**DEPTFORD TOWNSHIP—GLOUCESTER COUNTY**

Population Census, 1950—7,326  
1940—4,738

Land Area 17.86 sq. mi.

Net Valuation Taxable \$2,899,960

**EXPENDITURES AND REQUIRED PAYMENTS FOR 1950**

<b>General Government</b>	
Administrative and executive . . . . .	\$10,185.51
Assessment and collection of taxes	12,276.16
Finance Department . . . . .	605.65
<b>Protection to Persons &amp; Property</b>	
Fire . . . . .	1,664.80
Police . . . . .	4,153.97
Other . . . . .	.....
<b>Streets and Roads</b>	
Repairs and maintenance . . . . .	40,202.30
Street lighting . . . . .	4,007.95
<b>Sanitation</b>	
Street cleaning . . . . .	.....
Garbage and ash removal . . . . .	.....
Sewers . . . . .	.....
<b>Health and Charities</b>	
Health service . . . . .	611.70
Poor (including relief) . . . . .	4,102.70
Hospitals (aid and maintenance) . . . . .	.....
Other . . . . .	.....
<b>Recreation</b>	
Beaches and boardwalks . . . . .	.....
Parks and playgrounds . . . . .	.....
Other . . . . .	.....
<b>Educational</b>	
(Exclusive of school districts) . . . . .	.....
<b>Unclassified Purposes</b>	
(Including contingent) . . . . .	.....
<b>SUB-TOTAL—Municipal functions..</b>	<b>\$77,810.74</b>

<b>Per Capita—Municipal functions . . . . .</b>	<b>\$10.62</b>
Capital imp'ts and capital imp't fund	\$3,333.33
<b>Debt Service</b>	
Principal payments . . . . .	\$10,000.00
Interest payments . . . . .	11,120.00
<b>Total . . . . .</b>	<b>21,120.00</b>
<b>Per Capita Debt Service . . . . .</b>	
	<b>\$2.88</b>
<b>Deferred Charges and Statutory Expenditures</b>	
Emergencies . . . . .	.....
Other deferred chgs. . . . .	\$11.00
<b>Total . . . . .</b>	<b>11.00</b>

**TOTAL—Municipal expenditures . . . . .** \$102,275.07

**Required Payments for Local School, County, and Special District Taxes . . . . .** 157,399.73

**TOTAL EXPENDITURES AND REQUIRED PAYMENTS . . . . .** \$259,674.80

Reserve for uncollected taxes . . . . . \$45,500.00

**GRAND TOTAL—Budget . . . . .** \$305,174.80

**RECEIPTS AND REVENUES REALIZED IN 1950 TO MEET EXPENDITURES AND REQUIRED PAYMENTS**

Surplus revenue appropriated . . . . .	\$25,730.33
Miscellaneous revenues realized . . . . .	60,931.58
State aid revenues realized . . . . .	10,994.00
<b>Delinquent taxes including</b>	
liens—1950 collections . . . . .	34,562.04
Current taxes—1950 collections..	152,304.63
Emergency borrowings . . . . .	.....
<b>TOTAL RECEIPTS AND REVENUES REALIZED . . . . .</b>	<b>\$284,522.58</b>

**CAPITAL OUTLAY—1950**

Beaches and boardwalks . . . . .	.....
Buildings and equipment . . . . .	.....
Parks and playgrounds . . . . .	.....
Sewers . . . . .	.....
Streets, roads and bridges . . . . .	.....
Water supply . . . . .	.....
Other . . . . .	.....

<b>Tax rate . . . . .</b>	<b>\$6.82</b>
Local school tax rate . . . . .	4.43
County tax rate . . . . .	1.00
Local purpose tax rate . . . . .	1.39

**TAXES**

Local school tax . . . . .	\$128,470.00	
County taxes . . . . .	28,929.73	
Special district taxes . . . . .	.....	
<b>Local purpose levy . . . . .</b>	<b>40,030.00</b>	
<b>Total tax levy (tax duplicate) . . . . .</b>	<b>\$197,429.73</b>	

**Per Capita Total Tax Levy . . . . .** \$26.95

<b>Current</b>	
1950 taxes levied (total) . . . . .	\$197,440.98
Collected in 1950 . . . . .	152,304.63
Per cent of levy collected in 1950 . . . . .	77.14
Transferred to liens . . . . .	12,546.31
Cancelled, abated or adjusted . . . . .	1,311.14
Outstanding December 31, 1950 . . . . .	\$31,278.90

<b>All Prior Years Outstanding</b>	
Balance January 1, 1950 . . . . .	\$33,608.27
Collected in 1950 . . . . .	25,016.63
Balance December 31, 1950 . . . . .	\$7,101.46

<b>Tax Title Liens Outstanding</b>	
Balance January 1, 1950 . . . . .	\$292,073.44
Redeemed by cash . . . . .	9,545.41
Balance December 31, 1950 . . . . .	\$282,188.52

<b>Property Acquired by Deed or Foreclosure</b>	
Balance January 1, 1950 . . . . .	\$44,159.50
Sale for cash . . . . .	25,357.70
Balance December 31, 1950 . . . . .	\$38,761.80

**CAPITAL DEBT, DECEMBER 31, 1950**

<b>Gross Debt</b>	
School debt . . . . .	\$129,000.00
Self-liquidating debt. . . . .	.....
Other capital debt . . . . .	268,000.00
<b>TOTAL GROSS DEBT . . . . .</b>	<b>\$397,000.00</b>
<b>Per Capita Gross Debt . . . . .</b>	<b>\$54.19</b>

<b>Deductions for</b>	
School debt . . . . .	\$129,000.00
Self-liquidating debt. . . . .	.....
Other capital debt . . . . .	.....
<b>TOTAL DEDUCTIONS . . . . .</b>	<b>129,000.00</b>
<b>NET DEBT . . . . .</b>	<b>\$268,000.00</b>

<b>Average Assessed Valuations</b>	
Real Property 1948-1949-1950..	\$2,635,203.00
Per Cent of Net Debt . . . . .	10.16

**CURRENT FINANCES DECEMBER 31, 1950**

Cash . . . . .	\$104,622.04
Taxes receivable . . . . .	33,380.36
Tax title liens . . . . .	282,188.52
Foreclosed property . . . . .	38,761.80
Accounts receivable . . . . .	.....
State road aid receivable . . . . .	16,117.67
Emergencies and deferred charges . . . . .	.....
<b>TOTAL ASSETS . . . . .</b>	<b>\$480,070.39</b>

Cash liabilities . . . . .	\$15,525.35
Reserves . . . . .	359,330.68
Surplus revenue . . . . .	105,214.36

**TOTAL LIABILITIES AND SURPLUS . . . . .** \$480,070.39

**DOVER TOWN—MORRIS COUNTY**

Population Census, 1950—11,210  
1940—10,491

Land Area 2.3 sq. mi.

Net Valuation Taxable \$9,509,792

**EXPENDITURES AND RE-  
QUIRED PAYMENTS FOR 1950**

<b>General Government</b>	
Administrative and executive . . .	\$13,979.10
Assessment and collection of taxes	15,101.40
Finance Department . . . . .	2,244.95
<b>Protection to Persons &amp; Property</b>	
Fire . . . . .	22,165.99
Police . . . . .	60,802.45
Other . . . . .	.....
<b>Streets and Roads</b>	
Repairs and maintenance . . . . .	53,075.11
Street lighting . . . . .	16,005.21
<b>Sanitation</b>	
Street cleaning . . . . .	3,311.30
Garbage and ash removal . . . . .	26,444.78
Sewers . . . . .	1,408.80
<b>Health and Charities</b>	
Health service . . . . .	11,704.11
Poor (including relief) . . . . .	4,789.82
Hospitals (aid and maintenance) .	4,000.00
Other . . . . .	.....
<b>Recreation</b>	
Beaches and boardwalks . . . . .	.....
Parks and playgrounds . . . . .	17,851.57
Other . . . . .	.....
<b>Educational</b> (Exclusive of school districts) . .	
	11,055.17
<b>Unclassified Purposes</b> (Including contingent) . . . . .	
	17,605.49
<b>SUB-TOTAL—Municipal functions..</b>	<b>\$281,545.25</b>

<b>Per Capita—Municipal functions . . . . .</b>	<b>\$25.12</b>
Capital imp'ts and capital imp't fund	\$7,000.00
<b>Debt Service</b>	
Principal payments . . . . .	\$36,000.00
Interest payments . . . . .	7,493.75
Total . . . . .	43,493.75
<b>Per Capita Debt Service . . . . .</b>	
	<b>\$3.88</b>
<b>Deferred Charges and Statutory Expenditures</b>	
Emergencies . . . . .	\$12,400.00
Other deferred chgs. . . . .	1,309.00
Total . . . . .	13,709.00
<b>TOTAL—Municipal expenditures . . .</b>	<b>\$345,748.00</b>

**Required Payments for Local School, County, and Special District Taxes . . . . .** 376,639.20

**TOTAL EXPENDITURES AND REQUIRED PAYMENTS . . . . .** **\$722,387.20**

Reserve for uncollected taxes . . . . . \$31,329.05

**GRAND TOTAL—Budget . . . . .** **\$753,716.25**

**RECEIPTS AND REVENUES REALIZED IN 1950 TO MEET EXPENDITURES AND REQUIRED PAYMENTS**

Surplus revenue appropriated . .	\$46,400.00
Miscellaneous revenues realized.	162,536.01
State aid revenues realized . . . .	10,403.50
Delinquent taxes including	
liens—1950 collections . . . . .	18,152.13
Current taxes—1950 collections..	533,125.29
Emergency borrowings . . . . .	.....
<b>TOTAL RECEIPTS AND REVENUES REALIZED . . . . .</b>	<b>\$770,616.93</b>

**CAPITAL OUTLAY—1950**

Beaches and boardwalks . . . . .	.....
Buildings and equipment . . . . .	\$24,548.16
Parks and playgrounds . . . . .	.....
Sewers . . . . .	.....
Streets, roads and bridges . . . . .	41,316.10
Water supply . . . . .	.....
Other . . . . .	73.56

<b>Tax rate . . . . .</b>	<b>\$5.78</b>
Local school tax rate . . . . .	3.00
County tax rate . . . . .	0.97
Local purpose tax rate . . . . .	1.81

**TAXES**

Local school tax . . . . .	\$284,831.21
County taxes . . . . .	91,807.99
Special district taxes . . . . .	.....
Local purpose levy . . . . .	\$376,639.20
	177,990.82
<b>Total tax levy (tax duplicate) ..</b>	<b>\$554,630.02</b>

**Per Capita Total Tax Levy . . . . .** **\$49.48**

**Current**

1950 taxes levied (total) . . . . .	\$557,364.08
Collected in 1950 . . . . .	533,125.29
Per cent of levy collected in 1950 . . . . .	95.65
Transferred to liens . . . . .	2,860.92
Cancelled, abated or adjusted . . . .	1,799.03
Outstanding December 31, 1950 . . .	\$19,578.84

**All Prior Years Outstanding**

Balance January 1, 1950 . . . . .	\$25,713.55
Collected in 1950 . . . . .	16,913.79
Balance December 31, 1950 . . . . .	\$8,060.12

**Tax Title Liens Outstanding**

Balance January 1, 1950 . . . . .	\$40,348.15
Redeemed by cash . . . . .	1,238.34
Balance December 31, 1950 . . . . .	\$41,970.73

**Property Acquired by Deed or Foreclosure**

Balance January 1, 1950 . . . . .	\$1,550.00
Sale for cash . . . . .	.....
Balance December 31, 1950 . . . . .	\$1,550.00

**CAPITAL DEBT, DECEMBER 31, 1950**

<b>Gross Debt</b>	
School debt . . . . .	\$210,000.00
Self-liquidating debt. . . . .	15,000.00
Other capital debt . . . . .	505,600.00
<b>TOTAL GROSS DEBT . . . . .</b>	<b>\$730,600.00</b>
<b>Per Capita Gross Debt . . . . .</b>	<b>\$65.17</b>

**Deductions for**

School debt . . . . .	\$210,000.00
Self-liquidating debt. . . . .	15,000.00
Other capital debt . . . . .	.....
<b>TOTAL DEDUCTIONS . . . . .</b>	<b>225,000.00</b>

**NET DEBT . . . . .** **\$505,600.00**

**Average Assessed Valuations**

**Real Property 1948-1949-1950..** \$8,470,099.00  
**Per Cent of Net Debt . . . . .** 5.96

**CURRENT FINANCES DECEMBER 31, 1950**

Cash . . . . .	\$49,532.14
Taxes receivable . . . . .	27,638.96
Tax title liens . . . . .	41,970.73
Foreclosed property . . . . .	1,550.00
Accounts receivable . . . . .	1,684.04
State road aid receivable . . . . .	.....
Emergencies and deferred charges . .	1,800.00
<b>TOTAL ASSETS . . . . .</b>	<b>\$124,175.87</b>

Cash liabilities . . . . .	\$1,154.91
Reserves . . . . .	72,843.73
Surplus revenue . . . . .	50,177.23

**TOTAL LIABILITIES AND SURPLUS . . . . .** **\$124,175.87**

**DOVER TOWNSHIP—OCEAN COUNTY**

Population Census, 1950—7,661  
1940—5,165

Land Area 44.1 sq. mi.

Net Valuation Taxable \$7,121,363

**EXPENDITURES AND REQUIRED PAYMENTS FOR 1950**

<b>General Government</b>	
Administrative and executive .....	\$35,840.00
Assessment and collection of taxes .....	24,300.00
Finance Department .....	1,800.00
<b>Protection to Persons &amp; Property</b>	
Fire .....	7,900.00
Police .....	43,600.00
Other .....	.....
<b>Streets and Roads</b>	
Repairs and maintenance .....	59,636.83
Street lighting .....	15,400.00
<b>Sanitation</b>	
Street cleaning .....	4,250.00
Garbage and ash removal .....	40,500.00
Sewers .....	12,250.00
<b>Health and Charities</b>	
Health service .....	400.00
Poor (including relief) .....	3,950.00
Hospitals (aid and maintenance) .....	.....
Other .....	.....
<b>Recreation</b>	
Beaches and boardwalks .....	.....
Parks and playgrounds .....	5,100.00
Other .....	.....
<b>Educational</b>	
(Exclusive of school districts) ..	9,480.00
<b>Unclassified Purposes</b>	
(Including contingent) .....	18,350.00
<b>SUB-TOTAL—Municipal functions..</b>	<b>\$282,756.83</b>

<b>Per Capita—Municipal functions .....</b>	<b>\$36.91</b>
Capital imp'ts and capital imp't fund .....	\$18,333.33
<b>Debt Service</b>	
Principal payments ..	\$11,000.00
Interest payments ..	3,969.59
<b>Total .....</b>	<b>14,969.59</b>
<b>Per Capita Debt Service .....</b>	
<b>.....</b>	<b>\$1.95</b>
<b>Deferred Charges and Statutory Expenditures</b>	
Emergencies .....	.....
Other deferred chgs. ....	.....
<b>Total .....</b>	<b>.....</b>
<b>TOTAL—Municipal expenditures ..</b>	<b>\$316,059.75</b>

<b>Required Payments for Local School, County, and Special District Taxes .....</b>	<b>389,283.32</b>
-------------------------------------------------------------------------------------	-------------------

<b>TOTAL EXPENDITURES AND REQUIRED PAYMENTS .....</b>	<b>\$705,343.07</b>
Reserve for uncollected taxes .....	\$59,500.00
<b>GRAND TOTAL—Budget .....</b>	<b>\$764,843.07</b>

<b>RECEIPTS AND REVENUES REALIZED IN 1950 TO MEET EXPENDITURES AND REQUIRED PAYMENTS</b>	
Surplus revenue appropriated ..	\$50,000.00
Miscellaneous revenues realized ..	97,738.16
State aid revenues realized .....	23,609.00
<b>Delinquent taxes including</b>	
Liens—1950 collections .....	48,933.23
Current taxes—1950 collections..	500,261.96
Emergency borrowings .....	.....
<b>TOTAL RECEIPTS AND REVENUES REALIZED .....</b>	<b>\$720,542.35</b>

<b>CAPITAL OUTLAY—1950</b>	
Beaches and boardwalks .....	.....
Buildings and equipment .....	\$114,648.90
Parks and playgrounds .....	.....
Sewers .....	.....
Streets, roads and bridges .....	.....
Water supply .....	.....
Other .....	.....

<b>Tax rate .....</b>	<b>\$7.52</b>
Local school tax rate .....	3.35
County tax rate .....	1.96
Local purpose tax rate .....	2.21

<b>TAXES</b>	
Local school tax ...	\$238,230.63
County taxes .....	139,552.69
Special district taxes .....	11,500.00
<b>Local purpose levy .....</b>	<b>\$389,283.32</b>
<b>.....</b>	<b>163,187.83</b>
<b>Total tax levy (tax duplicate) ..</b>	<b>\$552,471.15</b>
<b>Per Capita Total Tax Levy .....</b>	
<b>.....</b>	<b>\$72.11</b>
<b>Current</b>	
1950 taxes levied (total) .....	\$566,721.15
Collected in 1950 .....	500,261.96
Per cent of levy collected in 1950 ...	88.27
Transferred to liens .....	2,800.00
Cancelled, abated or adjusted .....	350.00
Outstanding December 31, 1950 ..	\$63,309.19
<b>All Prior Years Outstanding</b>	
Balance January 1, 1950 .....	\$48,584.52
Collected in 1950 .....	46,925.37
Balance December 31, 1950 .....	\$939.15
<b>Tax Title Liens Outstanding</b>	
Balance January 1, 1950 .....	\$43,688.69
Redeemed by cash .....	2,007.86
Balance December 31, 1950 .....	\$44,650.83
<b>Property Acquired by Deed or Foreclosure</b>	
Balance January 1, 1950 .....	\$7,740.00
Sale for cash .....	3,140.00
Balance December 31, 1950 .....	\$6,300.00

<b>CAPITAL DEBT, DECEMBER 31, 1950</b>	
<b>Gross Debt</b>	
School debt .....	\$485,992.00
Self-liquidating debt. ....	.....
Other capital debt ..	167,000.00
<b>TOTAL GROSS DEBT .....</b>	<b>\$652,992.00</b>
<b>Per Capita Gross Debt .....</b>	<b>\$85.24</b>
<b>Deductions for</b>	
School debt .....	\$447,206.00
Self-liquidating debt. ....	.....
Other capital debt ..	.....
<b>TOTAL DEDUCTIONS .....</b>	<b>447,206.00</b>
<b>NET DEBT .....</b>	<b>\$205,786.00</b>
<b>Average Assessed Valuations</b>	
Real Property 1948-1949-1950..	\$5,590,070.00
Per Cent of Net Debt .....	3.68

<b>CURRENT FINANCES DECEMBER 31, 1950</b>	
Cash .....	\$74,521.56
Taxes receivable .....	64,248.34
Tax title liens .....	44,650.83
Foreclosed property .....	6,300.00
Accounts receivable .....	5,504.33
State road aid receivable .....	25,603.75
Emergencies and deferred charges ..	5,496.83
<b>TOTAL ASSETS .....</b>	<b>\$226,325.64</b>
Cash liabilities .....	\$52,982.44
Reserves .....	120,703.50
Surplus revenue .....	52,639.70
<b>TOTAL LIABILITIES AND SURPLUS .....</b>	<b>\$226,325.64</b>

## DOWNE TOWNSHIP—CUMBERLAND COUNTY

Population Census, 1950—1,779  
1940—1,546

Land Area 55.8 sq. mi.

Net Valuation Taxable \$875,747

### EXPENDITURES AND REQUIRED PAYMENTS FOR 1950

<b>General Government</b>	
Administrative and executive . . .	\$2,600.00
Assessment and collection of taxes	2,900.00
Finance Department . . . . .	250.00
<b>Protection to Persons &amp; Property</b>	
Fire . . . . .	400.00
Police . . . . .	400.00
Other . . . . .	.....
<b>Streets and Roads</b>	
Repairs and maintenance . . . . .	14,167.77
Street lighting . . . . .	1,800.00
<b>Sanitation</b>	
Street cleaning . . . . .	.....
Garbage and ash removal . . . . .	350.00
Sewers . . . . .	.....
<b>Health and Charities</b>	
Health service . . . . .	425.00
Poor (including relief) . . . . .	1,550.00
Hospitals (aid and maintenance) . .	.....
Other . . . . .	.....
<b>Recreation</b>	
Beaches and boardwalks . . . . .	.....
Parks and playgrounds . . . . .	.....
Other . . . . .	.....
<b>Educational</b>	
(Exclusive of school districts) . .	.....
<b>Unclassified Purposes</b>	
(Including contingent) . . . . .	300.00
<b>SUB-TOTAL—Municipal functions..</b>	<b>\$24,742.77</b>

<b>Per Capita—Municipal functions . . . . .</b>	<b>\$13.91</b>
Capital imp'ts and capital imp't fund	\$10,694.44
<b>Debt Service</b>	
Principal payments . . . . .	.....
Interest payments . . . . .	.....
<b>Total . . . . .</b>	<b>.....</b>
<b>Per Capita Debt Service . . . . .</b>	<b>.....</b>
<b>Deferred Charges and Statutory Expenditures</b>	
Emergencies . . . . .	\$300.00
Other deferred chgs. . . . .	144.23
<b>Total . . . . .</b>	<b>444.23</b>
<b>TOTAL—Municipal expenditures . .</b>	<b>\$35,881.44</b>

<b>Required Payments for Local School, County, and Special District Taxes . . . . .</b>	<b>55,238.75</b>
<b>TOTAL EXPENDITURES AND REQUIRED PAYMENTS . . . . .</b>	<b>\$91,120.19</b>
Reserve for uncollected taxes . . . . .	\$13,725.00
<b>GRAND TOTAL—Budget . . . . .</b>	<b>\$104,845.19</b>

<b>RECEIPTS AND REVENUES REALIZED IN 1950 TO MEET EXPENDITURES AND REQUIRED PAYMENTS</b>	
Surplus revenue appropriated . . . . .	\$15,000.00
Miscellaneous revenues realized . . .	13,459.28
State aid revenues realized . . . . .	19,206.00
Delinquent taxes including	
liens—1950 collections . . . . .	7,496.69
Current taxes—1950 collections..	45,948.66
Emergency borrowings . . . . .	.....
<b>TOTAL RECEIPTS AND REVENUES REALIZED . . . . .</b>	<b>\$101,110.63</b>

<b>CAPITAL OUTLAY—1950</b>	
Beaches and boardwalks . . . . .	.....
Buildings and equipment . . . . .	.....
Parks and playgrounds . . . . .	.....
Sewers . . . . .	.....
Streets, roads and bridges . . . . .	.....
Water supply . . . . .	.....
Other . . . . .	.....

Tax rate . . . . .	\$5.85
Local school tax rate . . . . .	4.59
County tax rate . . . . .	1.23
Local purpose tax rate . . . . .	0.03

### TAXES

Local school tax . . . . .	\$40,234.51	
County taxes . . . . .	10,831.24	
Special district taxes . . . . .	4,173.00	
<b>Local purpose levy . . . . .</b>	<b>200.44</b>	
<b>Total tax levy (tax duplicate) . .</b>	<b>\$55,438.75</b>	
<b>Per Capita Total Tax Levy . . . . .</b>	<b>\$31.16</b>	

<b>Current</b>	
1950 taxes levied (total) . . . . .	\$56,309.58
Collected in 1950 . . . . .	45,948.66
Per cent of levy collected in 1950 . . . . .	81.60
Transferred to liens . . . . .	587.11
Cancelled, abated or adjusted . . . .	178.12
Outstanding December 31, 1950 . . .	\$9,595.69

<b>All Prior Years Outstanding</b>	
Balance January 1, 1950 . . . . .	\$9,973.85
Collected in 1950 . . . . .	7,054.62
Balance December 31, 1950 . . . . .	\$2,855.63

<b>Tax Title Liens Outstanding</b>	
Balance January 1, 1950 . . . . .	\$6,911.74
Redeemed by cash . . . . .	442.07
Balance December 31, 1950 . . . . .	\$4,993.90

<b>Property Acquired by Deed or Foreclosure</b>	
Balance January 1, 1950 . . . . .	\$4,200.00
Sale for cash . . . . .	355.00
Balance December 31, 1950 . . . . .	\$5,045.00

### CAPITAL DEBT, DECEMBER 31, 1950

<b>Gross Debt</b>	
School debt . . . . .	.....
Self-liquidating debt. . . . .	.....
Other capital debt . . . . .	.....
<b>TOTAL GROSS DEBT . . . . .</b>	<b>.....</b>
<b>Per Capita Gross Debt . . . . .</b>	<b>.....</b>
<b>Deductions for</b>	
School debt . . . . .	.....
Self-liquidating debt. . . . .	.....
Other capital debt . . . . .	.....
<b>TOTAL DEDUCTIONS . . . . .</b>	<b>.....</b>
<b>NET DEBT . . . . .</b>	<b>.....</b>

<b>Average Assessed Valuations</b>	
Real Property 1948-1949-1950..	\$789,179.00
Per Cent of Net Debt . . . . .	.....

### CURRENT FINANCES DECEMBER 31, 1950

Cash . . . . .	\$42,674.71
Taxes receivable . . . . .	12,451.32
Tax title liens . . . . .	4,993.90
Foreclosed property . . . . .	5,045.00
Accounts receivable . . . . .	113.78
State road aid receivable . . . . .	3,017.91
Emergencies and deferred charges . .	.....
<b>TOTAL ASSETS . . . . .</b>	<b>\$68,296.62</b>

Cash liabilities . . . . .	\$9,795.95
Reserves . . . . .	22,604.00
Surplus revenue . . . . .	35,896.67
<b>TOTAL LIABILITIES AND SURPLUS . . . . .</b>	<b>\$68,296.62</b>

## DUMONT BOROUGH—BERGEN COUNTY

Population Census, 1950—13,030  
1940—7,556

Land Area 1.8 sq. mi.

Net Valuation Taxable \$9,588,992

### EXPENDITURES AND REQUIRED PAYMENTS FOR 1950

<b>General Government</b>	
Administrative and executive .....	\$33,520.00
Assessment and collection of taxes	13,797.00
Finance Department .....	.....
<b>Protection to Persons &amp; Property</b>	
Fire .....	27,100.00
Police .....	68,095.00
Other .....	2,500.00
<b>Streets and Roads</b>	
Repairs and maintenance .....	45,643.00
Street lighting .....	13,000.00
<b>Sanitation</b>	
Street cleaning .....	.....
Garbage and ash removal .....	35,740.00
Sewers .....	25,250.00
<b>Health and Charities</b>	
Health service .....	6,325.00
Poor (including relief) .....	3,825.00
Hospitals (aid and maintenance) .....	.....
Other .....	.....
<b>Recreation</b>	
Beaches and boardwalks .....	.....
Parks and playgrounds .....	8,915.00
Other .....	.....
<b>Educational</b>	
(Exclusive of school districts) ..	7,000.00
<b>Unclassified Purposes</b>	
(Including contingent) .....	7,040.00
<b>SUB-TOTAL—Municipal functions..</b>	<b>\$297,750.00</b>

<b>Per Capita—Municipal functions .....</b>	<b>\$22.85</b>
Capital imp'ts and capital imp't fund	\$4,000.00
<b>Debt Service</b>	
Principal payments ..	\$57,000.00
Interest payments ..	31,749.50
<b>Total .....</b>	<b>88,749.50</b>

<b>Per Capita Debt Service .....</b>	<b>\$6.81</b>
<b>Deferred Charges and Statutory Expenditures</b>	
Emergencies .....	\$8,500.00
Other deferred chgs.	3,178.40
<b>Total .....</b>	<b>11,678.40</b>

**TOTAL—Municipal expenditures ... \$402,177.90**

**Required Payments for Local School, County, and Special District Taxes .....** 418,130.06

**TOTAL EXPENDITURES AND REQUIRED PAYMENTS .....** \$820,307.96

Reserve for uncollected taxes .....

**GRAND TOTAL—Budget .....** \$873,944.03

### RECEIPTS AND REVENUES REALIZED IN 1950 TO MEET EXPENDITURES AND REQUIRED PAYMENTS

Surplus revenue appropriated ..	\$102,000.00
Miscellaneous revenues realized ..	112,783.98
State aid revenues realized .....	8,038.00
<b>Delinquent taxes including</b>	
liens—1950 collections .....	29,845.06
Current taxes—1950 collections..	654,458.80
Emergency borrowings .....	.....
<b>TOTAL RECEIPTS AND REVENUES REALIZED .....</b>	<b>\$907,125.84</b>

### CAPITAL OUTLAY—1950

Beaches and boardwalks .....	.....
Buildings and equipment .....	\$1,354.10
Parks and playgrounds .....	\$1,473.20
Sewers .....	13,140.56
Streets, roads and bridges .....	7,435.47
Water supply .....	.....
Other .....	375.00

<b>Tax rate .....</b>	<b>\$6.98</b>
Local school tax rate .....	3.55
County tax rate .....	0.82
Local purpose tax rate .....	2.61

### TAXES

Local school tax ...	\$340,150.00	
County taxes .....	77,980.06	
Special district taxes .....	.....	
Local purpose levy .....	.....	\$418,130.06
		251,900.97
<b>Total tax levy (tax duplicate) ..</b>		<b>\$670,031.03</b>

**Per Capita Total Tax Levy .....** \$51.42

### Current

1950 taxes levied (total) .....	\$685,917.83
Collected in 1950 .....	654,458.80
Per cent of levy collected in 1950 ...	95.41
Transferred to liens .....	2,149.84
Cancelled, abated or adjusted ...	4,435.79
Outstanding December 31, 1950 ..	\$24,873.40

### All Prior Years Outstanding

Balance January 1, 1950 .....	\$27,742.25
Collected in 1950 .....	26,984.99
Balance December 31, 1950 .....	\$106.18

### Tax Title Liens Outstanding

Balance January 1, 1950 .....	\$42,566.87
Redeemed by cash .....	2,860.07
Balance December 31, 1950 .....	\$32,720.94

### Property Acquired by Deed or Foreclosure

Balance January 1, 1950 .....	\$157,906.00
Sale for cash .....	26,821.00
Balance December 31, 1950 .....	\$122,736.00

### CAPITAL DEBT, DECEMBER 31, 1950

#### Gross Debt

School debt .....	\$686,500.00
Self-liquidating debt ..	.....
Other capital debt ..	761,752.00

**TOTAL GROSS DEBT .....** \$1,448,252.00

**Per Capita Gross Debt .....** \$111.15

#### Deductions for

School debt .....	\$659,361.00
Self-liquidating debt ..	.....
Other capital debt ..	2,024.00

**TOTAL DEDUCTIONS .....** 661,385.00

**NET DEBT .....** \$786,867.00

#### Average Assessed Valuations

**Real Property 1948-1949-1950..** \$8,242,017.00  
**Per Cent of Net Debt .....** 9.54

### CURRENT FINANCES DECEMBER 31, 1950

Cash .....	\$277,838.15
Taxes receivable .....	24,979.58
Tax title liens .....	32,720.94
Foreclosed property .....	122,736.00
Accounts receivable .....	650.89
State road aid receivable .....	.....
Emergencies and deferred charges ..	5,525.00
<b>TOTAL ASSETS .....</b>	<b>\$464,450.56</b>

Cash liabilities .....	\$25,783.91
Reserves .....	181,087.41
Surplus revenue .....	257,579.24
<b>TOTAL LIABILITIES AND SURPLUS .....</b>	<b>\$464,450.56</b>

## DUNELLEN BOROUGH—MIDDLESEX COUNTY

Population Census, 1950—6,288  
1940—5,360

Land Area 1.0 sq. mi.

Net Valuation Taxable \$5,320,171

### EXPENDITURES AND REQUIRED PAYMENTS FOR 1950

<b>General Government</b>	
Administrative and executive . . . . .	\$16,751.00
Assessment and collection of taxes . . . . .	4,810.00
Finance Department . . . . .	3,340.00
<b>Protection to Persons &amp; Property</b>	
Fire . . . . .	15,755.00
Police . . . . .	38,090.00
Other . . . . .	.....
<b>Streets and Roads</b>	
Repairs and maintenance . . . . .	19,160.00
Street lighting . . . . .	8,900.00
<b>Sanitation</b>	
Street cleaning . . . . .	.....
Garbage and ash removal . . . . .	.....
Sewers . . . . .	19,900.00
<b>Health and Charities</b>	
Health service . . . . .	6,111.00
Poor (including relief) . . . . .	6,700.00
Hospitals (aid and maintenance) . . . . .	500.00
Other . . . . .	.....
<b>Recreation</b>	
Beaches and boardwalks . . . . .	.....
Parks and playgrounds . . . . .	6,650.00
Other . . . . .	.....
<b>Educational</b>	
(Exclusive of school districts) . . . . .	2,228.00
<b>Unclassified Purposes</b>	
(Including contingent) . . . . .	1,860.00
<b>SUB-TOTAL—Municipal functions..</b>	<b>\$150,755.00</b>

<b>Per Capita—Municipal functions . . . . .</b>	<b>\$23.98</b>
Capital imp'ts and capital imp't fund . . . . .	\$8,535.00
<b>Debt Service</b>	
Principal payments . . . . .	\$30,604.00
Interest payments . . . . .	4,811.55
Total . . . . .	35,415.55
<b>Per Capita Debt Service . . . . .</b>	
<b>Deferred Charges and Statutory Expenditures</b>	<b>\$5.63</b>
Emergencies . . . . .	\$1,500.00
Other deferred chgs. . . . .	11,089.56
Total . . . . .	12,589.56
<b>TOTAL—Municipal expenditures . . . . .</b>	<b>\$207,295.11</b>

<b>Required Payments for Local School, County, and Special District Taxes . . . . .</b>	<b>294,031.93</b>
-----------------------------------------------------------------------------------------	-------------------

### TOTAL EXPENDITURES AND REQUIRED PAYMENTS . . . . . \$501,327.04

Reserve for uncollected taxes . . . . .	\$30,176.71
<b>GRAND TOTAL—Budget . . . . .</b>	<b>\$531,503.75</b>

### RECEIPTS AND REVENUES REALIZED IN 1950 TO MEET EXPENDITURES AND REQUIRED PAYMENTS

Surplus revenue appropriated . . . . .	\$38,000.00
Miscellaneous revenues realized . . . . .	55,356.76
State aid revenues realized . . . . .	7,623.66
<b>Delinquent taxes including</b>	
liens—1950 collections . . . . .	26,372.87
Current taxes—1950 collections.. . . .	382,544.32
Emergency borrowings . . . . .	.....
<b>TOTAL RECEIPTS AND REVENUES REALIZED . . . . .</b>	<b>\$509,897.61</b>

### CAPITAL OUTLAY—1950

Beaches and boardwalks . . . . .	.....
Buildings and equipment . . . . .	\$12,496.34
Parks and playgrounds . . . . .	9,335.40
Sewers . . . . .	6,789.85
Streets, roads and bridges . . . . .	2,467.89
Water supply . . . . .	.....
Other . . . . .	.....

<b>Tax rate . . . . .</b>	<b>\$7.60</b>
Local school tax rate . . . . .	3.91
County tax rate . . . . .	1.62
Local purpose tax rate . . . . .	2.07

### TAXES

Local school tax . . . . .	\$208,135.81
County taxes . . . . .	85,896.12
Special district taxes . . . . .	.....
Local purpose levy . . . . .	\$294,031.93
Total tax levy (tax duplicate) . . . . .	<u>112,365.82</u>
	<u>\$406,397.75</u>

### Per Capita Total Tax Levy . . . . . \$64.63

### Current

1950 taxes levied (total) . . . . .	\$408,282.07
Collected in 1950 . . . . .	382,544.32
Per cent of lev collected in 1950 . . . . .	93.69
Transferred to liens . . . . .	670.70
Cancelled, abated or adjusted . . . . .	113.40
Outstanding December 31, 1950 . . . . .	<u>\$24,953.65</u>

### All Prior Years Outstanding

Balance January 1, 1950 . . . . .	\$42,856.60
Collected in 1950 . . . . .	26,045.98
Balance December 31, 1950 . . . . .	<u>\$16,810.62</u>

### Tax Title Liens Outstanding

Balance January 1, 1950 . . . . .	\$8,195.54
Redeemed by cash . . . . .	326.89
Balance December 31, 1950 . . . . .	<u>\$8,539.35</u>

### Property Acquired by Deed or Foreclosure

Balance January 1, 1950 . . . . .	\$21,600.00
Sale for cash . . . . .	1,600.00
Balance December 31, 1950 . . . . .	<u>\$19,900.00</u>

### CAPITAL DEBT, DECEMBER 31, 1950

<b>Gross Debt</b>	
School debt . . . . .	\$31,000.00
Self-liquidating debt . . . . .	.....
Other capital debt . . . . .	200,771.00
<b>TOTAL GROSS DEBT . . . . .</b>	<b>\$231,771.00</b>
<b>Per Capita Gross Debt . . . . .</b>	
<b>Debt . . . . .</b>	<b>\$36.86</b>

### Deductions for

School debt . . . . .	\$31,000.00
Self-liquidating debt . . . . .	.....
Other capital debt . . . . .	29,367.00
<b>TOTAL DEDUCTIONS . . . . .</b>	<b>60,367.00</b>
<b>NET DEBT . . . . .</b>	<b>\$171,404.00</b>

### Average Assessed Valuations

Real Property 1948-1949-1950.. . . .	\$4,556,236.00
Per Cent of Net Debt . . . . .	3.76

### CURRENT FINANCES DECEMBER 31, 1950

Cash . . . . .	\$37,489.39
Taxes receivable . . . . .	41,764.27
Tax title liens . . . . .	8,539.35
Foreclosed property . . . . .	19,900.00
Accounts receivable . . . . .	1,949.20
State road aid receivable . . . . .	13,518.73
Emergencies and deferred charges . . . . .	2,024.80
<b>TOTAL ASSETS . . . . .</b>	<b>\$125,185.74</b>

Cash liabilities . . . . .	\$32,816.87
Reserves . . . . .	72,152.82
Surplus revenue . . . . .	20,216.05
<b>TOTAL LIABILITIES AND SURPLUS . . . . .</b>	<b>\$125,185.74</b>

## EAGLESWOOD TOWNSHIP—OCEAN COUNTY

Population Census, 1950—622      Land Area 17.1 sq. mi.      Net Valuation Taxable \$196,420  
 1940—551

### EXPENDITURES AND REQUIRED PAYMENTS FOR 1950

<b>General Government</b>	
Administrative and executive .....	\$2,150.00
Assessment and collection of taxes .....	900.00
Finance Department .....	.....
<b>Protection to Persons &amp; Property</b>	
Fire .....	1,000.00
Police .....	150.00
Other .....	.....
<b>Streets and Roads</b>	
Repairs and maintenance .....	2,400.00
Street lighting .....	2,300.00
<b>Sanitation</b>	
Street cleaning .....	.....
Garbage and ash removal .....	1,012.00
Sewers .....	.....
<b>Health and Charities</b>	
Health service .....	200.00
Poor (including relief) .....	475.00
Hospitals (aid and maintenance) .....	.....
Other .....	.....
<b>Recreation</b>	
Beaches and boardwalks .....	.....
Parks and playgrounds .....	.....
Other .....	.....
<b>Educational</b>	
(Exclusive of school districts) ..	.....
<b>Unclassified Purposes</b>	
(Including contingent) .....	50.00
<b>SUB-TOTAL—Municipal functions ..</b>	<b>\$10,637.00</b>

<b>Per Capita—Municipal functions .....</b>	<b>\$17.10</b>
Capital imp'ts and capital imp't fund .....	.....
<b>Debt Service</b>	
Principal payments .....	.....
Interest payments .....	.....
<b>Total .....</b>	<b>.....</b>
<b>Per Capita Debt Service .....</b>	
<b>Deferred Charges and Statutory Expenditures</b>	
Emergencies .....	.....
Other deferred chgs. .....	\$422.41
<b>Total .....</b>	<b>\$422.41</b>

**TOTAL—Municipal expenditures ..**      **\$11,059.41**

**Required Payments for Local School, County, and Special District Taxes .....**      **13,996.51**

**TOTAL EXPENDITURES AND REQUIRED PAYMENTS .....**      **\$25,055.92**

Reserve for uncollected taxes .....

**GRAND TOTAL—Budget .....**      **\$30,391.41**

### RECEIPTS AND REVENUES REALIZED IN 1950 TO MEET EXPENDITURES AND REQUIRED PAYMENTS

Surplus revenue appropriated ..	\$5,500.00
Miscellaneous revenues realized ..	7,128.97
State aid revenues realized .....	1,800.00
Delinquent taxes including	.....
liens—1950 collections .....	4,502.27
Current taxes—1950 collections ..	11,679.26
Emergency borrowings .....	.....
<b>TOTAL RECEIPTS AND REVENUES REALIZED .....</b>	<b>\$30,610.50</b>

### CAPITAL OUTLAY—1950

Beaches and boardwalks .....	.....
Buildings and equipment .....	.....
Parks and playgrounds .....	.....
Sewers .....	.....
Streets, roads and bridges .....	.....
Water supply .....	.....
Other .....	.....

<b>Tax rate .....</b>	<b>\$8.32</b>
Local school tax rate .....	5.10
County tax rate .....	2.03
Local purpose tax rate .....	1.19

### TAXES

Local school tax ...	\$10,016.63	
County taxes .....	3,979.88	
Special district taxes .....	.....	
Local purpose levy .....	.....	\$13,996.51
Total tax levy (tax duplicate) ..	.....	<u>2,344.90</u>
		<u>\$16,341.41</u>
<b>Per Capita Total Tax Levy .....</b>	<b>\$26.27</b>	

<b>Current</b>	
1950 taxes levied (total) .....	\$16,396.80
Collected in 1950 .....	11,679.26
Per cent of levy collected in 1950 ...	71.22
Transferred to liens .....	500.00
Cancelled, abated or adjusted .....	.....
Outstanding December 31, 1950 ..	<u>\$4,217.54</u>

<b>All Prior Years Outstanding</b>	
Balance January 1, 1950 .....	\$4,601.25
Collected in 1950 .....	4,202.13
Balance December 31, 1950 .....	<u>\$166.73</u>

<b>Tax Title Liens Outstanding</b>	
Balance January 1, 1950 .....	\$4,833.24
Redeemed by cash .....	300.14
Balance December 31, 1950 .....	<u>\$5,300.58</u>

<b>Property Acquired by Deed or Foreclosure</b>	
Balance January 1, 1950 .....	\$1,395.00
Sale for cash .....	300.14
Balance December 31, 1950 .....	<u>\$1,395.00</u>

### CAPITAL DEBT, DECEMBER 31, 1950

<b>Gross Debt</b>	
School debt .....	.....
Self-liquidating debt .....	.....
Other capital debt ..	.....
<b>TOTAL GROSS DEBT .....</b>	<b>.....</b>
<b>Per Capita Gross Debt .....</b>	<b>.....</b>

<b>Deductions for</b>	
School debt .....	.....
Self-liquidating debt .....	.....
Other capital debt ..	.....
<b>TOTAL DEDUCTIONS .....</b>	<b>.....</b>
<b>NET DEBT .....</b>	<b>.....</b>

**Average Assessed Valuations**  
 Real Property 1948-1949-1950 ..      \$199,283.00  
 Per Cent of Net Debt .....

### CURRENT FINANCES DECEMBER 31, 1950

Cash .....	\$18,798.15
Taxes receivable .....	4,384.27
Tax title liens .....	5,300.58
Foreclosed property .....	1,395.00
Accounts receivable .....	9.90
State road aid receivable .....	.....
Emergencies and deferred charges ..	.....
<b>TOTAL ASSETS .....</b>	<b>\$29,887.90</b>

Cash liabilities .....	\$7,118.52
Reserves .....	11,089.75
Surplus revenue .....	11,679.63

**TOTAL LIABILITIES AND SURPLUS .....**      **\$29,887.90**

# EASTAMPTON TOWNSHIP—BURLINGTON COUNTY

Population Census, 1950—689  
1940—498

Land Area 5.73 sq. mi.

Net Valuation Taxable \$229,671

## EXPENDITURES AND REQUIRED PAYMENTS FOR 1950

<b>General Government</b>	
Administrative and executive . . . . .	\$1,925.00
Assessment and collection of taxes . . . . .	825.00
Finance Department . . . . .	.....
<b>Protection to Persons &amp; Property</b>	
Fire . . . . .	300.00
Police . . . . .	50.00
Other . . . . .	.....
<b>Streets and Roads</b>	
Repairs and maintenance . . . . .	3,068.88
Street lighting . . . . .	1,200.00
<b>Sanitation</b>	
Street cleaning . . . . .	.....
Garbage and ash removal . . . . .	.....
Sewers . . . . .	.....
<b>Health and Charities</b>	
Health service . . . . .	75.00
Poor (including relief) . . . . .	285.00
Hospitals (aid and maintenance) . . . . .	.....
Other . . . . .	.....
<b>Recreation</b>	
Beaches and boardwalks . . . . .	.....
Parks and playgrounds . . . . .	.....
Other . . . . .	.....
<b>Educational</b>	
(Exclusive of school districts) . . . . .	.....
<b>Unclassified Purposes</b>	
(Including contingent) . . . . .	50.00
<b>SUB-TOTAL—Municipal functions..</b>	<b>\$7,778.88</b>

<b>Per Capita—Municipal functions . . . . .</b>	<b>\$11.29</b>
Capital imp'ts and capital imp't fund . . . . .	.....
<b>Debt Service</b>	
Principal payments . . . . .	.....
Interest payments . . . . .	.....
Total . . . . .	.....
<b>Per Capita Debt Service</b>	
Deferred Charges and Statutory Expenditures . . . . .	.....
Emergencies . . . . .	.....
Other deferred chgs. . . . .	\$251.50
Total . . . . .	\$251.50

**TOTAL—Municipal expenditures . . . . . \$8,030.38**

**Required Payments for Local School, County, and Special District Taxes . . . . . 18,613.25**

**TOTAL EXPENDITURES AND REQUIRED PAYMENTS . . . . . \$26,643.63**

Reserve for uncollected taxes. . . . . \$6,631.62

**GRAND TOTAL—Budget . . . . . \$33,275.25**

## RECEIPTS AND REVENUES REALIZED IN 1950 TO MEET EXPENDITURES AND REQUIRED PAYMENTS

Surplus revenue appropriated . . . . .	\$5,000.00
Miscellaneous revenues realized. . . . .	7,277.24
State aid revenues realized . . . . .	1,981.75
Delinquent taxes including	
liens—1950 collections . . . . .	2,884.23
Current taxes—1950 collections.. . . .	14,827.40
Emergency borrowings . . . . .	.....
<b>TOTAL RECEIPTS AND REVENUES REALIZED . . . . .</b>	<b>\$31,970.62</b>

### CAPITAL OUTLAY—1950

Beaches and boardwalks . . . . .	.....
Buildings and equipment . . . . .	.....
Parks and playgrounds . . . . .	.....
Sewers . . . . .	.....
Streets, roads and bridges . . . . .	.....
Water supply . . . . .	.....
Other . . . . .	.....

<b>Tax rate . . . . .</b>	<b>\$8.12</b>
Local school tax rate . . . . .	6.16
County tax rate . . . . .	1.96
Local purpose tax rate . . . . .	....

### TAXES

Local school tax . . . . .	\$14,121.61	
County taxes . . . . .	4,491.64	
Special district taxes . . . . .	.....	
Local purpose levy . . . . .	.....	\$18,613.25
<b>Total tax levy (tax duplicate) ..</b>	<b>.....</b>	<b>\$18,613.25</b>

**Per Capita Total Tax Levy . . . . . \$27.01**

<b>Current</b>	
1950 taxes levied (total) . . . . .	\$18,679.65
Collected in 1950 . . . . .	14,827.40
Per cent of levy collected in 1950 . . . . .	79.38
Transferred to liens . . . . .	.....
Cancelled, abated or adjusted . . . . .	8.12
Outstanding December 31, 1950 ..	\$3,844.13

<b>All Prior Years Outstanding</b>	
Balance January 1, 1950 . . . . .	\$8,526.16
Collected in 1950 . . . . .	2,884.23
Balance December 31, 1950 . . . . .	\$5,698.79

<b>Tax Title Liens Outstanding</b>	
Balance January 1, 1950 . . . . .	.....
Redeemed by cash . . . . .	.....
Balance, December 31, 1950 . . . . .	.....

<b>Property Acquired by Deed or Foreclosure</b>	
Balance January 1, 1950 . . . . .	.....
Sale for cash . . . . .	.....
Balance December 31, 1950 . . . . .	.....

### CAPITAL DEBT, DECEMBER 31, 1950

<b>Gross Debt</b>	
School debt . . . . .	\$6,266.00
Self-liquidating debt. . . . .	.....
Other capital debt . . . . .	.....

**TOTAL GROSS DEBT . . . . . \$6,266.00**  
**Per Capita Gross Debt . . . . . \$9.09**

<b>Deductions for</b>	
School debt . . . . .	\$6,266.00
Self-liquidating debt. . . . .	.....
Other capital debt . . . . .	.....

**TOTAL DEDUCTIONS . . . . . 6,266.00**

**NET DEBT . . . . .**

<b>Average Assessed Valuations</b>	
Real Property 1948-1949-1950.. . . .	\$162,566.00
Per Cent of Net Debt . . . . .	.....

### CURRENT FINANCES DECEMBER 31, 1950

Cash . . . . .	\$16,140.65
Taxes receivable . . . . .	9,542.92
Tax title liens . . . . .	.....
Foreclosed property . . . . .	.....
Accounts receivable . . . . .	370.18
State road aid receivable . . . . .	.....
Emergencies and deferred charges ..	420.00
<b>TOTAL ASSETS . . . . .</b>	<b>\$26,473.75</b>

Cash liabilities . . . . .	\$1,118.28
Reserves . . . . .	9,913.10
Surplus revenue . . . . .	15,442.37
<b>TOTAL LIABILITIES AND SURPLUS . . . . .</b>	<b>\$26,473.75</b>

**EAST AMWELL TOWNSHIP—HUNTERDON COUNTY**

Population Census, 1950—1,506  
1940—1,218

Land Area 27.8 sq. mi.

Net Valuation Taxable \$1,468,150

<b>EXPENDITURES AND REQUIRED PAYMENTS FOR 1950</b>	
<b>General Government</b>	
Administrative and executive . . . . .	\$4,135.00
Assessment and collection of taxes . . . . .	1,350.00
Finance Department . . . . .	.....
<b>Protection to Persons &amp; Property</b>	
Fire . . . . .	650.00
Police . . . . .	600.00
Other . . . . .	.....
<b>Streets and Roads</b>	
Repairs and maintenance . . . . .	19,663.33
Street lighting . . . . .	.....
<b>Sanitation</b>	
Street cleaning . . . . .	.....
Garbage and ash removal . . . . .	.....
Sewers . . . . .	.....
<b>Health and Charities</b>	
Health service . . . . .	838.00
Poor (including relief) . . . . .	1,625.00
Hospitals (aid and maintenance) . . . . .	.....
Other . . . . .	.....
<b>Recreation</b>	
Beaches and boardwalks . . . . .	.....
Parks and playgrounds . . . . .	.....
Other . . . . .	.....
<b>Educational</b>	
(Exclusive of school districts) . . . . .	100.00
<b>Unclassified Purposes</b>	
(Including contingent) . . . . .	600.00
<b>SUB-TOTAL—Municipal functions..</b>	<b>\$29,561.33</b>

<b>Per Capita—Municipal functions . . . . .</b>	<b>\$19.63</b>
Capital imp'ts and capital imp't fund . . . . .	\$350.00
<b>Debt Service</b>	
Principal payments . . . . .	.....
Interest payments . . . . .	.....
Total . . . . .	.....
<b>Per Capita Debt Service . . . . .</b>	
<b>Deferred Charges and Statutory Expenditures</b>	
Emergencies . . . . .	.....
Other deferred chgs. . . . .	\$300.00
Total . . . . .	300.00
<b>TOTAL—Municipal expenditures . . . . .</b>	<b>\$30,211.33</b>

<b>Required Payments for Local School, County, and Special District Taxes . . . . .</b>	<b>48,214.16</b>
<b>TOTAL EXPENDITURES AND REQUIRED PAYMENTS . . . . .</b>	<b>\$78,425.49</b>
Reserve for uncollected taxes . . . . .	\$19,955.48
<b>GRAND TOTAL—Budget . . . . .</b>	<b>\$98,380.97</b>

<b>RECEIPTS AND REVENUES REALIZED IN 1950 TO MEET EXPENDITURES AND REQUIRED PAYMENTS</b>	
Surplus revenue appropriated . . . . .	\$6,000.00
Miscellaneous revenues realized . . . . .	9,170.28
State aid revenues realized . . . . .	5,502.00
<b>Delinquent taxes including</b>	
liens—1950 collections . . . . .	10,715.78
current taxes—1950 collections . . . . .	61,900.58
Emergency borrowings . . . . .	.....
<b>TOTAL RECEIPTS AND REVENUES REALIZED . . . . .</b>	<b>\$93,288.64</b>

<b>CAPITAL OUTLAY—1950</b>	
Beaches and boardwalks . . . . .	.....
Buildings and equipment . . . . .	.....
Parks and playgrounds . . . . .	.....
Sewers . . . . .	.....
Streets, roads and bridges . . . . .	.....
Water supply . . . . .	.....
Other . . . . .	.....

<b>Tax rate . . . . .</b>	<b>\$5.05</b>
Local school tax rate . . . . .	2.28
County tax rate . . . . .	0.97
Local purpose tax rate . . . . .	1.80

<b>TAXES</b>	
Local school tax . . . . .	\$33,481.06
County taxes . . . . .	14,202.63
Special district taxes . . . . .	530.47
Local purpose levy . . . . .	\$48,214.16
	26,364.81
<b>Total tax levy (tax duplicate) . . . . .</b>	<b>\$74,578.97</b>

<b>Per Capita Total Tax Levy . . . . .</b>	<b>\$49.52</b>
<b>Current</b>	
1950 taxes levied (total) . . . . .	\$75,099.50
Collected in 1950 . . . . .	61,900.58
Per cent of levy collected in 1950 . . . . .	82.43
Transferred to liens . . . . .	48.06
Cancelled, abated or adjusted . . . . .	208.15
Outstanding December 31, 1950 . . . . .	\$12,942.71

<b>All Prior Years Outstanding</b>	
Balance January 1, 1950 . . . . .	\$16,628.34
Collected in 1950 . . . . .	10,715.78
Balance December 31, 1950 . . . . .	\$4,962.34

<b>Tax Title Liens Outstanding</b>	
Balance January 1, 1950 . . . . .	\$524.85
Redeemed by cash . . . . .	.....
Balance December 31, 1950 . . . . .	\$618.85

<b>Property Acquired by Deed or Foreclosure</b>	
Balance January 1, 1950 . . . . .	.....
Sale for cash . . . . .	.....
Balance December 31, 1950 . . . . .	.....

<b>CAPITAL DEBT, DECEMBER 31, 1950</b>	
<b>Gross Debt</b>	
School debt . . . . .	\$68,000.00
Self-liquidating debt . . . . .	.....
Other capital debt . . . . .	.....
<b>TOTAL GROSS DEBT . . . . .</b>	<b>\$68,000.00</b>
<b>Per Capita Gross Debt . . . . .</b>	<b>\$45.15</b>

<b>Deductions for</b>	
School debt . . . . .	\$62,166.00
Self-liquidating debt . . . . .	.....
Other capital debt . . . . .	.....
<b>TOTAL DEDUCTIONS . . . . .</b>	<b>62,166.00</b>
<b>NET DEBT . . . . .</b>	<b>\$5,834.00</b>

<b>Average Assessed Valuations</b>	
Real Property 1948-1949-1950 . . . . .	\$1,036,100.00
Per Cent of Net Debt . . . . .	0.56

<b>CURRENT FINANCES DECEMBER 31, 1950</b>	
Cash . . . . .	\$45,334.83
Taxes receivable . . . . .	17,905.05
Tax title liens . . . . .	618.85
Foreclosed property . . . . .	.....
Accounts receivable . . . . .	186.04
State road aid receivable . . . . .	17,597.03
Emergencies and deferred charges . . . . .	.....
<b>TOTAL ASSETS . . . . .</b>	<b>\$81,641.80</b>
Cash liabilities . . . . .	\$6,771.20
Reserves . . . . .	18,709.94
Surplus revenue . . . . .	56,160.66
<b>TOTAL LIABILITIES AND SURPLUS . . . . .</b>	<b>\$81,641.80</b>

## EAST BRUNSWICK TOWNSHIP—MIDDLESEX COUNTY

Population Census, 1950—5,688      Land Area 21.5 sq. mi.      Net Valuation Taxable \$2,957,423  
 1940—3,706

<b>EXPENDITURES AND RE-REQUIRED PAYMENTS FOR 1950</b>	
<b>General Government</b>	
Administrative and executive . . . . .	\$11,890.00
Assessment and collection of taxes . . . . .	6,377.04
Finance Department . . . . .	1,245.00
<b>Protection to Persons &amp; Property</b>	
Fire . . . . .	7,400.00
Police . . . . .	11,370.00
Other . . . . .	.....
<b>Streets and Roads</b>	
Repairs and maintenance . . . . .	43,208.54
Street lighting . . . . .	13,513.00
<b>Sanitation</b>	
Street cleaning . . . . .	.....
Garbage and ash removal . . . . .	7,887.99
Sewers . . . . .	654.00
<b>Health and Charities</b>	
Health service . . . . .	1,975.00
Poor (including relief) . . . . .	2,636.00
Hospitals (aid and maintenance) . . . . .	600.00
Other . . . . .	.....
<b>Recreation</b>	
Beaches and boardwalks . . . . .	.....
Parks and playgrounds . . . . .	.....
Other . . . . .	966.00
<b>Educational</b>	
(Exclusive of school districts) . . . . .	600.00
<b>Unclassified Purposes</b>	
(Including contingent) . . . . .	1,450.00
<b>SUB-TOTAL—Municipal functions..</b>	<b>\$111,772.57</b>

Tax rate . . . . .	\$8.93
Local school tax rate . . . . .	5.56
County tax rate . . . . .	1.62
Local purpose tax rate . . . . .	1.75

<b>TAXES</b>	
Local school tax . . . . .	\$164,460.00
County taxes . . . . .	47,804.34
Special district taxes . . . . .	.....
Local purpose levy . . . . .	\$212,264.34
	51,712.58
<b>Total tax levy (tax duplicate) ..</b>	<b>\$263,976.92</b>

<b>Per Capita Total Tax Levy . . . . . \$46.41</b>	
<b>Current</b>	
1950 taxes levied (total) . . . . .	\$266,193.02
Collected in 1950 . . . . .	235,214.13
Per cent of levy collected in 1950 . . . . .	88.36
Transferred to liens . . . . .	4,615.24
Cancelled, abated or adjusted . . . . .	.....
Outstanding December 31, 1950 . . . . .	\$26,363.65

<b>All Prior Years Outstanding</b>	
Balance January 1, 1950 . . . . .	\$34,917.05
Collected in 1950 . . . . .	28,041.46
Balance December 31, 1950 . . . . .	\$6,875.59

<b>Tax Title Liens Outstanding</b>	
Balance January 1, 1950 . . . . .	\$83,844.63
Redeemed by cash . . . . .	672.82
Balance December 31, 1950 . . . . .	\$87,787.05

<b>Property Acquired by Deed or Foreclosure</b>	
Balance January 1, 1950 . . . . .	\$5,990.00
Sale for cash . . . . .	3,170.00
Balance December 31, 1950 . . . . .	\$2,850.00

### CAPITAL DEBT, DECEMBER 31, 1950

<b>Gross Debt</b>	
School debt . . . . .	\$269,000.00
Self-liquidating debt. . . . .	195,500.00
Other capital debt . . . . .	91,300.00
<b>TOTAL GROSS DEBT . . . . .</b>	<b>\$555,800.00</b>
<b>Per Capita Gross Debt . . . . . \$97.71</b>	

<b>Deductions for</b>	
School debt . . . . .	\$158,209.00
Self-liquidating debt. . . . .	195,500.00
Other capital debt . . . . .	.....
<b>TOTAL DEDUCTIONS . . . . .</b>	<b>353,709.00</b>
<b>NET DEBT . . . . .</b>	<b>\$202,091.00</b>

<b>Average Assessed Valuations</b>	
Real Property 1948-1949-1950..	\$2,636,813.00
Per Cent of Net Debt . . . . .	7.66

### CURRENT FINANCES DECEMBER 31, 1950

Cash . . . . .	\$55,437.07
Taxes receivable . . . . .	33,239.24
Tax title liens . . . . .	87,787.05
Foreclosed property . . . . .	2,850.00
Accounts receivable . . . . .	344.42
State road aid receivable . . . . .	9,042.96
Emergencies and deferred charges . . . . .	8,076.21
<b>TOTAL ASSETS . . . . .</b>	<b>\$196,776.95</b>

Cash liabilities . . . . .	\$18,735.22
Reserves . . . . .	124,220.71
Surplus revenue . . . . .	53,821.02
<b>TOTAL LIABILITIES AND SURPLUS . . . . .</b>	<b>\$196,776.95</b>

<b>Per Capita—Municipal functions . . . . . \$19.65</b>	
Capital imp'ts and capital imp't fund . . . . .	\$13,310.00
<b>Debt Service</b>	
Principal payments . . . . .	\$12,000.00
Interest payments . . . . .	3,355.00
Total . . . . .	15,355.00
<b>Per Capita Debt Service . . . . . \$2.70</b>	
<b>Deferred Charges and Statutory Expenditures</b>	
Emergencies . . . . .	\$1,900.00
Other deferred chgs. . . . .	2,105.62
Total . . . . .	4,005.62
<b>TOTAL—Municipal expenditures . . . . .</b>	<b>\$144,443.19</b>
<b>Required Payments for Local School, County, and Special District Taxes . . . . . 212,264.34</b>	
<b>TOTAL EXPENDITURES AND REQUIRED PAYMENTS . . . . .</b>	<b>\$356,707.53</b>
Reserve for uncollected taxes . . . . .	\$38,381.96
<b>GRAND TOTAL—Budget . . . . .</b>	<b>\$395,089.49</b>

<b>RECEIPTS AND REVENUES REALIZED IN 1950 TO MEET EXPENDITURES AND REQUIRED PAYMENTS</b>	
Surplus revenue appropriated . . . . .	\$30,000.00
Miscellaneous revenues realized. . . . .	68,205.28
State aid revenues realized . . . . .	16,723.57
<b>Delinquent taxes including</b>	
liens—1950 collections . . . . .	28,714.28
Current taxes—1950 collections..	235,214.13
Emergency borrowings . . . . .	.....
<b>TOTAL RECEIPTS AND REVENUES REALIZED . . . . .</b>	<b>\$378,857.26</b>

### CAPITAL OUTLAY—1950

Beaches and boardwalks . . . . .	.....
Buildings and equipment . . . . .	.....
Parks and playgrounds . . . . .	.....
Sewers . . . . .	.....
Streets, roads and bridges . . . . .	.....
Water supply . . . . .	\$112,483.36
Other . . . . .	.....

## EAST GREENWICH TOWNSHIP—GLOUCESTER COUNTY

Population Census, 1950—2,332      Land Area 11.76 sq. mi.      Net Valuation Taxable \$2,039,137  
 1940—2,121

### EXPENDITURES AND REQUIRED PAYMENTS FOR 1950

<b>General Government</b>	
Administrative and executive . . . . .	\$2,826.76
Assessment and collection of taxes	2,028.39
Finance Department . . . . .	734.00
<b>Protection to Persons &amp; Property</b>	
Fire . . . . .	3,369.00
Police . . . . .	3,936.40
Other . . . . .	.....
<b>Streets and Roads</b>	
Repairs and maintenance . . . . .	19,000.00
Street lighting . . . . .	2,505.94
<b>Sanitation</b>	
Street cleaning . . . . .	.....
Garbage and ash removal . . . . .	300.00
Sewers . . . . .	.....
<b>Health and Charities</b>	
Health service . . . . .	674.63
Poor (including relief) . . . . .	576.66
Hospitals (aid and maintenance) . . . . .	.....
Other . . . . .	.....
<b>Recreation</b>	
Beaches and boardwalks . . . . .	.....
Parks and playgrounds . . . . .	.....
Other . . . . .	.....
<b>Educational</b>	
(Exclusive of school districts) . . . . .	.....
<b>Unclassified Purposes</b>	
(Including contingent) . . . . .	.....
<b>SUB-TOTAL—Municipal functions..</b>	<b>\$35,951.78</b>

<b>Per Capita—Municipal functions . . . . .</b>	<b>\$15.42</b>	
Capital imp'ts and capital imp't fund		\$3,200.00
<b>Debt Service</b>		
Principal payments . . . . .	\$4,000.00	
Interest payments . . . . .	1,350.00	
<b>Total . . . . .</b>	<b>5,350.00</b>	
<b>Per Capita Debt Service . . . . .</b>	<b>\$2.29</b>	
<b>Deferred Charges and Statutory Expenditures</b>		
Emergencies . . . . .	.....	
Other deferred chgs. . . . .	.....	
<b>Total . . . . .</b>	<b>.....</b>	

<b>TOTAL—Municipal expenditures . . . . .</b>	<b>\$44,501.78</b>
<b>Required Payments for Local School, County, and Special District Taxes . . . . .</b>	<b>81,855.87</b>

<b>TOTAL EXPENDITURES AND REQUIRED PAYMENTS . . . . .</b>	<b>\$126,357.65</b>
Reserve for uncollected taxes . . . . .	\$9,365.01
<b>GRAND TOTAL—Budget . . . . .</b>	<b>\$135,722.66</b>

<b>RECEIPTS AND REVENUES REALIZED IN 1950 TO MEET EXPENDITURES AND REQUIRED PAYMENTS</b>	
Surplus revenue appropriated . . . . .	\$29,039.10
Miscellaneous revenues realized . . . . .	19,354.81
State aid revenues realized . . . . .	8,907.00
Delinquent taxes including liens—1950 collections . . . . .	2,482.47
Current taxes—1950 collections . . . . .	90,120.02
Emergency borrowings . . . . .	.....
<b>TOTAL RECEIPTS AND REVENUES REALIZED . . . . .</b>	<b>\$149,903.40</b>

### CAPITAL OUTLAY—1950

Beaches and boardwalks . . . . .	.....
Buildings and equipment . . . . .	.....
Parks and playgrounds . . . . .	.....
Sewers . . . . .	.....
Streets, roads and bridges . . . . .	.....
Water supply . . . . .	.....
Other . . . . .	.....

<b>Tax rate . . . . .</b>	<b>\$4.40</b>
Local school tax rate . . . . .	2.84
County tax rate . . . . .	1.00
Local purpose tax rate . . . . .	0.56

### TAXES

Local school tax . . . . .	\$58,000.00	
County taxes . . . . .	20,330.27	
Special district taxes . . . . .	3,525.60	
<b>Local purpose levy . . . . .</b>	<b>81,855.87</b>	
<b>Total tax levy (tax duplicate) . . . . .</b>	<b>92,874.78</b>	

<b>Per Capita Total Tax Levy . . . . .</b>	<b>\$39.83</b>
--------------------------------------------	----------------

<b>Current</b>	
1950 taxes levied (total) . . . . .	\$93,795.83
Collected in 1950 . . . . .	90,120.02
Per cent of levy collected in 1950 . . . . .	96.08
Transferred to liens . . . . .	8.80
Cancelled, abated or adjusted . . . . .	93.30
Outstanding December 31, 1950 . . . . .	\$3,573.71

<b>All Prior Years Outstanding</b>	
Balance January 1, 1950 . . . . .	\$2,567.66
Collected in 1950 . . . . .	2,482.47
Balance December 31, 1950 . . . . .	\$46.36

<b>Tax Title Liens Outstanding</b>	
Balance January 1, 1950 . . . . .	\$52.89
Redeemed by cash . . . . .	.....
Balance December 31, 1950 . . . . .	\$61.69

<b>Property Acquired by Deed or Foreclosure</b>	
Balance January 1, 1950 . . . . .	.....
Sale for cash . . . . .	.....
Balance December 31, 1950 . . . . .	.....

### CAPITAL DEBT, DECEMBER 31, 1950

<b>Gross Debt</b>	
School debt . . . . .	\$17,000.00
Self-liquidating debt . . . . .	.....
Other capital debt . . . . .	32,000.00
<b>TOTAL GROSS DEBT . . . . .</b>	<b>\$49,000.00</b>
<b>Per Capita Gross Debt . . . . .</b>	<b>\$21.01</b>

<b>Deductions for</b>	
School debt . . . . .	\$17,000.00
Self-liquidating debt . . . . .	.....
Other capital debt . . . . .	.....
<b>TOTAL DEDUCTIONS . . . . .</b>	<b>17,000.00</b>
<b>NET DEBT . . . . .</b>	<b>\$32,000.00</b>

<b>Average Assessed Valuations</b>	
Real Property 1948-1949-1950 . . . . .	\$1,790,710.00
Per Cent of Net Debt . . . . .	1.78

### CURRENT FINANCES DECEMBER 31, 1950

Cash . . . . .	\$70,342.14
Taxes receivable . . . . .	3,620.07
Tax title liens . . . . .	61.69
Foreclosed property . . . . .	.....
Accounts receivable . . . . .	419.57
State road aid receivable . . . . .	5,803.59
Emergencies and deferred charges . . . . .	.....
<b>TOTAL ASSETS . . . . .</b>	<b>\$80,247.06</b>

Cash liabilities . . . . .	\$6,506.90
Reserves . . . . .	4,101.33
Surplus revenue . . . . .	69,638.83
<b>TOTAL LIABILITIES AND SURPLUS . . . . .</b>	<b>\$80,247.06</b>

## EAST HANOVER TOWNSHIP—MORRIS COUNTY

Population Census, 1950—2,147  
1940—1,579

Land Area 8.4 sq. mi.

Net Valuation Taxable \$1,820,049

### EXPENDITURES AND REQUIRED PAYMENTS FOR 1950

<b>General Government</b>	
Administrative and executive . . . . .	\$14,665.00
Assessment and collection of taxes	7,600.00
Finance Department . . . . .	700.00
<b>Protection to Persons &amp; Property</b>	
Fire . . . . .	4,160.00
Police . . . . .	15,053.00
Other . . . . .	.....
<b>Streets and Roads</b>	
Repairs and maintenance . . . . .	21,499.00
Street lighting . . . . .	2,500.00
<b>Sanitation</b>	
Street cleaning . . . . .	.....
Garbage and ash removal . . . . .	.....
Sewers . . . . .	.....
<b>Health and Charities</b>	
Health service . . . . .	2,850.00
Poor (including relief) . . . . .	505.00
Hospitals (aid and maintenance) . . . . .	500.00
Other . . . . .	500.00
<b>Recreation</b>	
Beaches and boardwalks . . . . .	.....
Parks and playgrounds . . . . .	.....
Other . . . . .	.....
<b>Educational</b>	
(Exclusive of school districts) . . . . .	.....
<b>Unclassified Purposes</b>	
(Including contingent) . . . . .	850.00
<b>SUB-TOTAL—Municipal functions..</b>	<b>\$71,382.00</b>

<b>Per Capita—Municipal functions . . . . .</b>	
Capital imp'ts and capital imp't fund	\$900.00
<b>Debt Service</b>	
Principal payments . . . . .	\$1,000.00
Interest payments . . . . .	45.00
<b>Total . . . . .</b>	<b>1,045.00</b>
<b>Per Capita Debt Service . . . . .</b>	
Deferred Charges and Statutory Expenditures	\$0.49
Emergencies . . . . .	\$2,200.00
Other deferred chgs. . . . .	25,000.00
<b>Total . . . . .</b>	<b>27,200.00</b>

**TOTAL—Municipal expenditures . . . . .** \$100,527.00

**Required Payments for Local School, County, and Special District Taxes . . . . .** \$95,815.28

**TOTAL EXPENDITURES AND REQUIRED PAYMENTS . . . . .** \$196,342.28

Reserve for uncollected taxes . . . . . \$18,000.00

**GRAND TOTAL—Budget . . . . .** \$214,342.28

### RECEIPTS AND REVENUES REALIZED IN 1950 TO MEET EXPENDITURES AND REQUIRED PAYMENTS

Surplus revenue appropriated . . . . .	\$25,283.00
Miscellaneous revenues realized . . . . .	90,757.01
State aid revenues realized . . . . .	5,766.74
Delinquent taxes including	
liens—1950 collections . . . . .	12,400.76
current taxes—1950 collections..	91,062.15
Emergency borrowings . . . . .	.....
<b>TOTAL RECEIPTS AND REVENUES REALIZED . . . . .</b>	<b>\$225,269.66</b>

### CAPITAL OUTLAY—1950

Beaches and boardwalks . . . . .	.....
Buildings and equipment . . . . .	.....
Parks and playgrounds . . . . .	.....
Sewers . . . . .	.....
Streets, roads and bridges . . . . .	.....
Water supply . . . . .	.....
Other . . . . .	.....

<b>Tax rate . . . . .</b>	<b>\$5.27</b>
Local school tax rate . . . . .	4.27
County tax rate . . . . .	1.00
Local purpose tax rate . . . . .	....

### TAXES

Local school tax . . . . .	\$77,504.93	
County taxes . . . . .	18,310.35	
Special district taxes . . . . .	.....	
<b>Local purpose levy . . . . .</b>	<b>.....</b>	<b>\$95,815.28</b>
<b>Total tax levy (tax duplicate) ..</b>	<b>.....</b>	<b>\$95,815.28</b>

**Per Capita Total Tax Levy . . . . .** \$44.63

<b>Current</b>	
1950 taxes levied (total) . . . . .	\$109,145.40
Collected in 1950 . . . . .	91,062.15
Per cent of levy collected in 1950 . . . . .	83.43
Transferred to liens . . . . .	1,692.72
Cancelled, abated or adjusted . . . . .	1,397.04
Outstanding December 31, 1950 ..	\$14,993.49

<b>All Prior Years Outstanding</b>	
Balance January 1, 1950 . . . . .	\$26,884.79
Collected in 1950 . . . . .	12,341.40
Balance December 31, 1950 . . . . .	\$13,742.63

<b>Tax Title Liens Outstanding</b>	
Balance January 1, 1950 . . . . .	\$32,278.42
Redeemed by cash . . . . .	59.36
Balance December 31, 1950 . . . . .	\$33,911.78

<b>Property Acquired by Deed or Foreclosure</b>	
Balance January 1, 1950 . . . . .	\$8,285.00
Sale for cash . . . . .	.....
Balance December 31, 1950 . . . . .	\$8,285.00

### CAPITAL DEBT, DECEMBER 31, 1950

<b>Gross Debt</b>	
School debt . . . . .	\$57,000.00
Self-liquidating debt. . . . .	59.36
Other capital debt . . . . .	1,000.00
<b>TOTAL GROSS DEBT . . . . .</b>	<b>\$58,000.00</b>
<b>Per Capita Gross Debt . . . . .</b>	<b>\$27.01</b>

<b>Deductions for</b>	
School debt . . . . .	\$57,000.00
Self-liquidating debt. . . . .	.....
Other capital debt . . . . .	.....
<b>TOTAL DEDUCTIONS . . . . .</b>	<b>57,000.00</b>
<b>NET DEBT . . . . .</b>	<b>\$1,000.00</b>

<b>Average Assessed Valuations</b>	
Real Property 1948-1949-1950..	\$1,627,436.00
Per Cent of Net Debt . . . . .	0.06

### CURRENT FINANCES DECEMBER 31, 1950

Cash . . . . .	\$84,728.29
Taxes receivable . . . . .	28,736.12
Tax title liens . . . . .	33,911.78
Foreclosed property . . . . .	8,285.00
Accounts receivable . . . . .	420.86
State road aid receivable . . . . .	3,509.71
Emergencies and deferred charges . . . . .	.....
<b>TOTAL ASSETS . . . . .</b>	<b>\$159,591.76</b>

Cash liabilities . . . . .	\$24,974.34
Reserves . . . . .	71,353.76
Surplus revenue . . . . .	63,263.66
<b>TOTAL LIABILITIES AND SURPLUS . . . . .</b>	<b>\$159,591.76</b>

## EAST NEWARK BOROUGH—HUDSON COUNTY

Population Census, 1950—2,172  
1940—2,273

Land Area 0.1 sq. mi.

Net Valuation Taxable \$4,027,525

### EXPENDITURES AND REQUIRED PAYMENTS FOR 1950

<b>General Government</b>	
Administrative and executive .....	\$22,073.13
Assessment and collection of taxes	2,600.00
Finance Department .....	316.02
<b>Protection to Persons &amp; Property</b>	
Fire .....	10,900.00
Police .....	28,410.45
Other .....	
<b>Streets and Roads</b>	
Repairs and maintenance .....	1,431.18
Street lighting .....	2,600.00
<b>Sanitation</b>	
Street cleaning .....	
Garbage and ash removal .....	8,968.82
Sewers .....	4,280.00
<b>Health and Charities</b>	
Health service .....	5,000.00
Poor (including relief) .....	6,100.00
Hospitals (aid and maintenance) .....	
Other .....	
<b>Recreation</b>	
Beaches and boardwalks .....	
Parks and playgrounds .....	2,020.40
Other .....	
<b>Educational</b>	
(Exclusive of school districts) ..	1,350.00
<b>Unclassified Purposes</b>	
(Including contingents) .....	1,200.00
<b>SUB-TOTAL—Municipal functions..</b>	<b>\$97,250.00</b>

<b>Per Capita—Municipal functions .....</b>	<b>\$44.77</b>
Capital imp'ts and capital imp't fund	\$11,000.00
<b>Debt Service</b>	
Principal payments .	\$10,000.00
Interest payments ..	1,467.00
<b>Total .....</b>	<b>11,467.00</b>
<b>Per Capita Debt Service .....</b>	
	<b>\$5.28</b>
<b>Deferred Charges and Statutory Expenditures</b>	
Emergencies .....	\$3,000.00
Other deferred chgs.	7,570.64
<b>Total .....</b>	<b>10,570.64</b>

**TOTAL—Municipal expenditures ...** **\$130,287.64**

**Required Payments for Local School, County, and Special District Taxes .....** **111,031.64**

**TOTAL EXPENDITURES AND REQUIRED PAYMENTS .....** **\$241,319.28**

Reserve for uncollected taxes .....

**GRAND TOTAL—Budget .....** **\$257,986.92**

### RECEIPTS AND REVENUES REALIZED IN 1950 TO MEET EXPENDITURES AND REQUIRED PAYMENTS

Surplus revenue appropriated ..	\$10,000.00
Miscellaneous revenues realized.	23,219.36
State aid revenues realized .....	9,715.00
Delinquent taxes including	
liens—1950 collections .....	14,860.28
current taxes—1950 collections..	195,212.99
Emergency borrowings .....	4,600.00
<b>TOTAL RECEIPTS AND REVENUES REALIZED .....</b>	<b>\$257,607.63</b>

### CAPITAL OUTLAY—1950

Beaches and boardwalks .....	
Buildings and equipment .....	
Parks and playgrounds .....	
Sewers .....	
Streets, roads and bridges .....	
Water supply .....	
Other .....	

<b>Tax rate .....</b>	<b>\$5.02</b>
Local school tax rate .....	1.03
County tax rate .....	1.73
Local purpose tax rate .....	2.26

### TAXES

Local school tax ...	\$41,461.56	
County taxes .....	69,570.08	
Special district taxes .....		
<b>Local purpose levy .....</b>	<b>92,355.28</b>	
<b>Total tax levy (tax duplicate) ..</b>	<b>\$203,386.92</b>	

**Per Capita Total Tax Levy .....** **\$93.64**

### Current

1950 taxes levied (total) .....	\$203,421.79
Collected in 1950 .....	195,212.99
Per cent of levy collected in 1950 ...	95.96
Transferred to liens .....	546.87
Cancelled, abated or adjusted ...	150.53
Outstanding December 31, 1950 ..	\$7,511.40

### All Prior Years Outstanding

Balance January 1, 1950 .....	\$20,113.19
Collected in 1950 .....	13,607.33
Balance December 31, 1950 .....	\$3,769.23

### Tax Title Liens Outstanding

Balance January 1, 1950 .....	\$5,674.76
Redeemed by cash .....	1,252.95
Balance December 31, 1950 .....	\$4,582.81

### Property Acquired by Deed or Foreclosure

Balance January 1, 1950 .....	\$7,400.00
Sale for cash .....	1,825.00
Balance December 31, 1950 .....	\$6,400.00

### CAPITAL DEBT, DECEMBER 31, 1950

#### Gross Debt

School debt .....	
Self-liquidating debt. ....	
Other capital debt ..	\$43,232.00

**TOTAL GROSS DEBT .....** **\$43,232.00**

**Per Capita Gross Debt .....** **\$19.90**

#### Deductions for

School debt .....	
Self-liquidating debt. ....	
Other capital debt ..	

**TOTAL DEDUCTIONS .....** **.....**

**NET DEBT .....** **\$43,232.00**

#### Average Assessed Valuations

Real Property 1948-1949-1950..	\$2,441,817.00
Per Cent of Net Debt .....	1.77

### CURRENT FINANCES DECEMBER 31, 1950

Cash .....	\$59,876.33
Taxes receivable .....	11,280.63
Tax title liens .....	4,582.81
Foreclosed property .....	6,400.00
Accounts receivable .....	513.47
State road aid receivable .....	8,245.87
Emergencies and deferred charges ..	4,600.00
<b>TOTAL ASSETS .....</b>	<b>\$95,499.11</b>

Cash liabilities .....	\$47,623.31
Reserves .....	22,776.91
Surplus revenue .....	25,098.89

**TOTAL LIABILITIES AND SURPLUS .....** **\$95,499.11**

# EAST ORANGE CITY—ESSEX COUNTY

Population Census, 1950—78,048  
1940—68,945

Land Area 4.0 sq. mi.

Net Valuation Taxable \$114,856,972

<b>EXPENDITURES AND RE-REQUIRED PAYMENTS FOR 1950</b>	
<b>General Government</b>	
Administrative and executive .....	\$226,314.61
Assessment and collection of taxes .....	64,768.83
Finance Department .....	30,327.90
<b>Protection to Persons &amp; Property</b>	
Fire .....	486,500.44
Police .....	507,356.12
Other .....	96,032.42
<b>Streets and Roads</b>	
Repairs and maintenance .....	207,081.02
Street lighting .....	103,265.03
<b>Sanitation</b>	
Street cleaning .....	108,556.58
Garbage and ash removal .....	202,893.92
Sewers .....	94,239.32
<b>Health and Charities</b>	
Health service .....	80,159.14
Poor (including relief) .....	105,839.44
Hospitals (aid and maintenance) .....	45,000.00
Other .....	4,920.00
<b>Recreation</b>	
Beaches and boardwalks .....	.....
Parks and playgrounds .....	89,995.12
Other .....	.....
<b>Educational</b>	
(Exclusive of school districts) ..	128,000.00
<b>Unclassified Purposes</b>	
(Including contingent) .....	146,608.05
<b>SUB-TOTAL—Municipal functions..</b>	<b>\$2,727,857.94</b>

<b>Per Capita—Municipal functions .....</b>	<b>\$34.95</b>
Capital imp'ts and capital imp't fund .....	\$50,000.00
<b>Debt Service</b>	
Principal payments .	\$374,612.07
Interest payments ..	223,286.93

Total .....	597,899.00
<b>Per Capita Debt Service .....</b>	
<b>\$7.66</b>	
<b>Deferred Charges and Statutory Expenditures</b>	
Emergencies .....	\$23,600.00
Other deferred chgs. ....	218,255.00
Total .....	241,855.00

<b>TOTAL—Municipal expenditures ...</b>	<b>\$3,617,611.94</b>
-----------------------------------------	-----------------------

<b>Required Payments for Local School, County, and Special District Taxes .....</b>	<b>\$2,858,844.52</b>
-------------------------------------------------------------------------------------	-----------------------

<b>TOTAL EXPENDITURES AND REQUIRED PAYMENTS .....</b>	<b>\$6,476,456.46</b>
-------------------------------------------------------	-----------------------

Reserve for uncollected taxes .....	\$227,724.68
-------------------------------------	--------------

<b>GRAND TOTAL—Budget .....</b>	<b>\$6,704,181.14</b>
---------------------------------	-----------------------

<b>RECEIPTS AND REVENUES REALIZED IN 1950 TO MEET EXPENDITURES AND RE-REQUIRED PAYMENTS</b>	
Surplus revenue appropriated ..	\$300,000.00
Miscellaneous revenues realized. ....	643,290.00
State aid revenues realized .....	39,875.00
<b>Delinquent taxes including</b>	
Liens—1950 collections .....	89,071.15
Current taxes—1950 collections..	5,638,388.31
Emergency borrowings .....	54,400.00
<b>TOTAL RECEIPTS AND REVENUES REALIZED .....</b>	<b>\$6,765,024.46</b>

<b>CAPITAL OUTLAY—1950</b>	
Beaches and boardwalks .....	.....
Buildings and equipment .....	\$596,470.50
Parks and playgrounds .....	.....
Sewers .....	.....
Streets, roads and bridges .....	7,000.00
Water supply .....	.....
Other .....	75,000.00

<b>Tax rate .....</b>	<b>\$4.09</b>
Local school tax rate .....	1.57
County tax rate .....	0.92
Local purpose tax rate .....	2.50

<b>TAXES</b>	
Local school tax ...	\$1,798,057.50
County taxes .....	1,060,787.02
Special district taxes .....	.....
Local purpose levy .....	2,862,935.79
<b>Total tax levy (tax duplicate) ..</b>	<b>\$5,721,780.31</b>
<b>Per Capita Total Tax Levy .....</b>	
<b>\$73.31</b>	
<b>Current</b>	
1950 taxes levied (total) .....	\$5,744,755.56
Collected in 1950 .....	5,638,388.31
Per cent of levy collected in 1950 .....	98.14
Transferred to liens .....	2,085.82
Cancelled, abated or adjusted ....	23,091.45
Outstanding December 31, 1950 ..	\$81,189.98

<b>All Prior Years Outstanding</b>	
Balance January 1, 1950 .....	\$88,863.32
Collected in 1950 .....	86,605.18
Balance December 31, 1950 .....	\$389.95

<b>Tax Title Liens Outstanding</b>	
Balance January 1, 1950 .....	\$35,455.79
Redeemed by cash .....	2,465.97
Balance December 31, 1950 .....	\$35,075.64

<b>Property Acquired by Deed or Foreclosure</b>	
Balance January 1, 1950 .....	\$122,250.00
Sale for cash .....	9,950.00
Balance December 31, 1950 .....	\$114,850.00

### CAPITAL DEBT, DECEMBER 31, 1950

<b>Gross Debt</b>	
School debt .....	\$2,461,000.00
Self-liquidating debt. ....	198,000.00
Other capital debt ..	3,379,644.00
<b>TOTAL GROSS DEBT .....</b>	<b>\$6,038,644.00</b>
<b>Per Capita Gross Debt .....</b>	<b>\$77.37</b>

<b>Deductions for</b>	
School debt .....	\$2,461,000.00
Self-liquidating debt. ....	198,000.00
Other capital debt ..	14,944.00
<b>TOTAL DEDUCTIONS .....</b>	<b>2,673,944.00</b>
<b>NET DEBT .....</b>	<b>\$3,364,700.00</b>

<b>Average Assessed Valuations</b>	
Real Property 1948-1949-1950..	\$101,723,905.00
Per Cent of Net Debt .....	3.30

### CURRENT FINANCES DECEMBER 31, 1950

Cash .....	638,512.94
Taxes receivable .....	81,579.93
Tax title liens .....	35,075.64
Foreclosed property .....	114,850.00
Accounts receivable .....	20,158.90
State road aid receivable .....	.....
Emergencies and deferred charges ..	54,400.00
<b>TOTAL ASSETS .....</b>	<b>\$944,577.41</b>

Cash liabilities .....	\$116,990.88
Reserves .....	251,664.47
Surplus revenue .....	575,922.06
<b>TOTAL LIABILITIES AND SURPLUS .....</b>	<b>944,577.41</b>

## EAST PATERSON BOROUGH—BERGEN COUNTY

Population Census, 1950—15,391  
1940—4,937

Land Area 2.5 sq. mi.

Net Valuation Taxable \$13,058,734

### EXPENDITURES AND REQUIRED PAYMENTS FOR 1950

<b>General Government</b>	
Administrative and executive . . . . .	\$29,250.58
Assessment and collection of taxes	22,939.99
Finance Department . . . . .	4,100.00
<b>Protection to Persons &amp; Property</b>	
Fire . . . . .	14,400.00
Police . . . . .	62,876.34
Other . . . . .	.....
<b>Streets and Roads</b>	
Repairs and maintenance . . . . .	55,000.00
Street lighting . . . . .	14,900.00
<b>Sanitation</b>	
Street cleaning . . . . .	.....
Garbage and ash removal . . . . .	26,066.66
Sewers . . . . .	44,678.80
<b>Health and Charities</b>	
Health service . . . . .	11,100.00
Poor (including relief) . . . . .	5,966.43
Hospitals (aid and maintenance) . . . . .	500.00
Other . . . . .	.....
<b>Recreation</b>	
Beaches and boardwalks . . . . .	.....
Parks and playgrounds . . . . .	3,000.00
Other . . . . .	2,650.00
<b>Educational</b>	
(Exclusive of school districts) . . . . .	.....
<b>Unclassified Purposes</b>	
(Including contingent) . . . . .	15,263.00
<b>SUB-TOTAL—Municipal functions..</b>	<b>\$312,691.80</b>

<b>Per Capita—Municipal functions . . . . .</b>	<b>\$20.32</b>
Capital imp'ts and capital imp't fund	\$30,000.00
<b>Debt Service</b>	
Principal payments . . . . .	\$57,000.00
Interest payments . . . . .	34,721.00
Total . . . . .	91,721.00
<b>Per Capita Debt Service . . . . .</b>	<b>\$5.96</b>

<b>Deferred Charges and Statutory Expenditures</b>	
Emergencies . . . . .	\$1,000.00
Other deferred chgs. . . . .	26,273.57
Total . . . . .	27,273.57
<b>TOTAL—Municipal expenditures . . . . .</b>	<b>\$461,686.37</b>

<b>Required Payments for Local School, County, and Special District Taxes . . . . .</b>	<b>401,030.41</b>
-----------------------------------------------------------------------------------------	-------------------

<b>TOTAL EXPENDITURES AND REQUIRED PAYMENTS . . . . .</b>	<b>\$862,716.78</b>
Reserve for uncollected taxes . . . . .	\$82,815.47
<b>GRAND TOTAL—Budget . . . . .</b>	<b>\$945,532.25</b>

<b>RECEIPTS AND REVENUES REALIZED IN 1950 TO MEET EXPENDITURES AND REQUIRED PAYMENTS</b>	
Surplus revenue appropriated . . . . .	\$100,000.00
Miscellaneous revenues realized . . . . .	102,832.17
State aid revenues realized . . . . .	6,864.32
Delinquent taxes including	
liens—1950 collections . . . . .	44,005.74
Current taxes—1950 collections..	722,188.48
Emergency borrowings . . . . .	.....
<b>TOTAL RECEIPTS AND REVENUES REALIZED . . . . .</b>	<b>\$975,890.71</b>

### CAPITAL OUTLAY—1950

Beaches and boardwalks . . . . .	.....
Buildings and equipment . . . . .	.....
Parks and playgrounds . . . . .	.....
Sewers . . . . .	\$166.18
Streets, roads and bridges . . . . .	23,508.65
Water supply . . . . .	84,926.54
Other . . . . .	.....

<b>Tax rate . . . . .</b>	<b>\$5.62</b>
Local school tax rate . . . . .	2.26
County tax rate . . . . .	0.82
Local purpose tax rate . . . . .	2.54

### TAXES

Local school tax . . . . .	\$294,663.73	
County taxes . . . . .	106,366.68	
Special district taxes . . . . .	.....	
Local purpose levy . . . . .	.....	\$401,030.41
		331,990.91
<b>Total tax levy (tax duplicate) ..</b>		<b>\$733,021.32</b>

<b>Per Capita Total Tax Levy . . . . .</b>	<b>\$47.63</b>
--------------------------------------------	----------------

<b>Current</b>	
1950 taxes levied (total) . . . . .	\$752,142.08
Collected in 1950 . . . . .	722,188.48
Per cent of levy collected in 1950 . . . . .	96.01
Transferred to liens . . . . .	1,604.82
Cancelled, abated or adjusted . . . . .	11,380.39
Outstanding December 31, 1950 ..	16,968.39

<b>All Prior Years Outstanding</b>	
Balance January 1, 1950 . . . . .	\$42,935.18
Collected in 1950 . . . . .	40,983.74
Balance December 31, 1950 . . . . .	\$1,763.27

<b>Tax Title Liens Outstanding</b>	
Balance January 1, 1950 . . . . .	\$21,097.69
Redeemed by cash . . . . .	3,022.00
Balance December 31, 1950 . . . . .	\$16,954.62

<b>Property Acquired by Deed or Foreclosure</b>	
Balance January 1, 1950 . . . . .	\$60,175.00
Sale for cash . . . . .	10,057.50
Balance December 31, 1950 . . . . .	\$49,825.00

### CAPITAL DEBT, DECEMBER 31, 1950

<b>Gross Debt</b>	
School debt . . . . .	\$677,000.00
Self-liquidating debt. . . . .	374,660.00
Other capital debt . . . . .	793,707.00

<b>TOTAL GROSS DEBT . . . . .</b>	<b>\$1,845,367.00</b>
<b>Per Capita Gross Debt . . . . .</b>	<b>\$119.90</b>

<b>Deductions for</b>	
School debt . . . . .	\$593,543.00
Self-liquidating debt. . . . .	374,660.00
Other capital debt . . . . .	.....

<b>TOTAL DEDUCTIONS . . . . .</b>	<b>968,203.00</b>
<b>NET DEBT . . . . .</b>	<b>\$877,164.00</b>

<b>Average Assessed Valuations</b>	
Real Property 1948-1949-1950..	\$9,892,389.00
Per Cent of Net Debt . . . . .	8.86

### CURRENT FINANCES DECEMBER 31, 1950

Cash . . . . .	\$356,628.61
Taxes receivable . . . . .	18,731.66
Tax title liens . . . . .	16,954.62
Foreclosed property . . . . .	49,825.00
Accounts receivable . . . . .	1,597.53
State road aid receivable . . . . .	5,076.00
Emergencies and deferred charges . . . . .	11,655.00

<b>TOTAL ASSETS . . . . .</b>	<b>\$460,468.42</b>
-------------------------------	---------------------

Cash liabilities . . . . .	\$38,973.08
Reserves . . . . .	87,108.81
Surplus revenue . . . . .	334,386.53

<b>TOTAL LIABILITIES AND SURPLUS . . . . .</b>	<b>\$460,468.42</b>
------------------------------------------------	---------------------

## EAST RUTHERFORD BOROUGH—BERGEN COUNTY

Population Census, 1950—7,430      Land Area 3.7 sq. mi.      Net Valuation Taxable \$9,917,376  
 1940—7,268

<b>EXPENDITURES AND RE-REQUIRED PAYMENTS FOR 1950</b>	
<b>General Government</b>	
Administrative and executive .....	\$36,896.00
Assessment and collection of taxes	15,528.00
Finance Department .....	
<b>Protection to Persons &amp; Property</b>	
Fire .....	20,100.00
Police .....	68,617.00
Other .....	
<b>Streets and Roads</b>	
Repairs and maintenance .....	27,572.00
Street lighting .....	15,000.00
<b>Sanitation</b>	
Street cleaning .....	6,100.00
Garbage and ash removal .....	20,782.00
Sewers .....	24,015.77
<b>Health and Charities</b>	
Health service .....	5,172.00
Poor (including relief) .....	3,652.00
Hospitals (aid and maintenance) ..	
Other .....	
<b>Recreation</b>	
Beaches and boardwalks .....	
Parks and playgrounds .....	
Other .....	9,300.00
<b>Educational</b>	
(Exclusive of school districts) ..	4,500.00
<b>Unclassified Purposes</b>	
(Including contingent) .....	20,000.00
<b>SUB-TOTAL—Municipal functions..</b>	<b>\$277,234.77</b>
<b>Per Capita—Municipal functions ...</b>	
Capital imp'ts and capital imp't fund	\$10,400.00
<b>Debt Service</b>	
Principal payments .	\$27,000.00
Interest payments ..	9,041.25
Total .....	36,041.25
<b>Per Capita Debt Service .....</b>	
	<b>\$4.85</b>
<b>Deferred Charges and Statutory Expenditures</b>	
Emergencies .....	\$12,000.00
Other deferred chgs.	18,421.25
Total .....	30,421.25
<b>TOTAL—Municipal expenditures ..</b>	<b>\$354,097.27</b>
<b>Required Payments for Local School, County, and Special District Taxes .....</b>	
	<b>325,257.45</b>
<b>TOTAL EXPENDITURES AND REQUIRED PAYMENTS .....</b>	<b>\$679,354.72</b>
Reserve for uncollected taxes .....	\$51,854.21
<b>GRAND TOTAL—Budget .....</b>	<b>\$731,208.93</b>
<b>RECEIPTS AND REVENUES REALIZED IN 1950 TO MEET EXPENDITURES AND RE-REQUIRED PAYMENTS</b>	
Surplus revenue appropriated ..	\$40,000.00
Miscellaneous revenues realized.	100,810.55
State aid revenues realized .....	4,760.00
<b>Delinquent taxes including</b>	
liens—1950 collections .....	27,596.67
Current taxes—1950 collections..	544,043.87
Emergency borrowings .....	
<b>TOTAL RECEIPTS AND REVENUES REALIZED .....</b>	<b>\$717,211.09</b>

### CAPITAL OUTLAY—1950

Beaches and boardwalks .....	
Buildings and equipment .....	\$69,328.11
Parks and playgrounds .....	
Sewers .....	103.10
Streets, roads and bridges .....	
Water supply .....	
Other .....	

<b>Tax rate .....</b>	<b>\$5.81</b>
Local school tax rate .....	2.46
County tax rate .....	0.82
Local purpose tax rate .....	2.53

### TAXES

Local school tax ...	\$244,293.01
County taxes .....	80,964.44
Special district taxes .....	
Local purpose levy .....	250,569.48
<b>Total tax levy (tax duplicate) ..</b>	<b>\$575,826.93</b>

**Per Capita Total Tax Levy .....**      **\$77.50**

### Current

1950 taxes levied (total) .....	\$580,246.48
Collected in 1950 .....	544,043.87
Per cent of levy collected in 1950 ...	93.76
Transferred to liens .....	8,111.47
Cancelled, abated or adjusted ...	1,564.39
Outstanding December 31, 1950 ..	\$26,526.75

### All Prior Years Outstanding

Balance January 1, 1950 .....	\$25,132.11
Collected in 1950 .....	23,138.34
Balance December 31, 1950 .....	\$121.94

### Tax Title Liens Outstanding

Balance January 1, 1950 .....	\$248,334.55
Redeemed by cash .....	4,458.33
Balance December 31, 1950 .....	\$228,776.28

### Property Acquired by Deed or Foreclosure

Balance January 1, 1950 .....	\$41,085.00
Sale for cash .....	6,550.00
Balance December 31, 1950 .....	\$48,315.00

### CAPITAL DEBT, DECEMBER 31, 1950

#### Gross Debt

School debt .....	\$203,000.00
Self-liquidating debt.	
Other capital debt ..	408,152.00

**TOTAL GROSS DEBT .....**      **\$611,152.00**  
**Per Capita Gross Debt .....**      **\$82.25**

#### Deductions for

School debt .....	\$203,000.00
Self-liquidating debt.	
Other capital debt ..	

**TOTAL DEDUCTIONS .....**      **203,000.00**

**NET DEBT .....**      **\$408,152.00**

#### Average Assessed Valuations

Real Property 1948-1949-1950..	\$7,845,245.00
Per Cent of Net Debt .....	5.20

### CURRENT FINANCES DECEMBER 31, 1950

Cash .....	\$127,635.76
Taxes receivable .....	26,648.69
Tax title liens .....	228,776.28
Foreclosed property .....	48,315.00
Accounts receivable .....	303.66
State road aid receivable .....	6,309.99
Emergencies and deferred charges ..	8,000.00

**TOTAL ASSETS .....**      **\$445,989.38**

Cash liabilities .....	\$28,787.50
Reserves .....	304,043.63
Surplus revenue .....	113,158.25

**TOTAL LIABILITIES AND SURPLUS .....**      **\$445,989.38**

**EAST WINDSOR TOWNSHIP—MERCER COUNTY**

Population Census, 1950—1,281      Land Area 15.6 sq. mi.      Net Valuation Taxable \$1,667,586  
 1940—845

<b>EXPENDITURES AND RE- QUIRED PAYMENTS FOR 1950</b>	
<b>General Government</b>	
Administrative and executive .....	\$2,678.97
Assessment and collection of taxes .....	1,075.00
Finance Department .....	.....
<b>Protection to Persons &amp; Property</b>	
Fire .....	1,000.00
Police .....	.....
Other .....	.....
<b>Streets and Roads</b>	
Repairs and maintenance .....	14,051.16
Street lighting .....	.....
<b>Sanitation</b>	
Street cleaning .....	.....
Garbage and ash removal .....	.....
Sewers .....	.....
<b>Health and Charities</b>	
Health service .....	14.75
Poor (including relief) .....	300.00
Hospitals (aid and maintenance) .....	.....
Other .....	.....
<b>Recreation</b>	
Beaches and boardwalks .....	.....
Parks and playgrounds .....	.....
Other .....	.....
<b>Educational</b>	
(Exclusive of school districts) ..	.....
<b>Unclassified Purposes</b>	
(Including contingent) .....	31.96
<b>SUB-TOTAL—Municipal functions..</b>	<b>\$19,151.84</b>
<b>Per Capita—Municipal functions ...</b>	
Capital imp'ts and capital imp't fund .....	\$14.95
Debt Service .....	.....
Principal payments ..	.....
Interest payments ..	.....
<b>Total .....</b>	<b>.....</b>
<b>Per Capita Debt Service .....</b>	
<b>Deferred Charges and Statutory Expenditures</b>	.....
Emergencies .....	.....
Other deferred chgs. ....	.....
<b>Total .....</b>	<b>.....</b>
<b>TOTAL—Municipal expenditures ...</b>	<b>\$36,251.84</b>
<b>Required Payments for Local School, County, and Special District Taxes .....</b>	
<b>TOTAL EXPENDITURES AND REQUIRED PAYMENTS .....</b>	<b>\$101,829.96</b>
Reserve for uncollected taxes .....	\$7,629.51
<b>GRAND TOTAL—Budget .....</b>	<b>\$109,459.47</b>
<b>RECEIPTS AND REVENUES REALIZED IN 1950 TO MEET EXPENDITURES AND REQUIRED PAYMENTS</b>	
Surplus revenue appropriated ..	\$16,117.06
Miscellaneous revenues realized ..	14,608.69
State aid revenues realized .....	19,838.00
<b>Delinquent taxes including</b>	
Liens—1950 collections .....	2,534.22
Current taxes—1950 collections..	62,569.97
Emergency borrowings .....	.....
<b>TOTAL RECEIPTS AND REVENUES REALIZED .....</b>	<b>\$115,667.94</b>

Tax rate .....	\$3.94
Local school tax rate .....	2.83
County tax rate .....	1.11
Local purpose tax rate .....	.....
<b>TAXES</b>	
Local school tax ...	\$47,028.80
County taxes .....	18,549.32
Special district taxes .....	.....
Local purpose levy .....	\$65,578.12
<b>Total tax levy (tax duplicate) ..</b>	<b>\$65,578.12</b>
<b>Per Capita Total Tax Levy .....</b>	
<b>Current</b>	<b>\$51.19</b>
1950 taxes levied (total) .....	\$66,365.82
Collected in 1950 .....	62,569.97
Per cent of levy collected in 1950 ...	94.28
Transferred to liens .....	19.70
Cancelled, abated or adjusted ..	82.74
Outstanding December 31, 1950 ..	\$3,693.41
<b>All Prior Years Outstanding</b>	
Balance January 1, 1950 .....	\$2,577.89
Collected in 1950 .....	2,534.22
Balance December 31, 1950 .....	\$3.97
<b>Tax Title Liens Outstanding</b>	
Balance January 1, 1950 .....	.....
Redeemed by cash .....	.....
Balance December 31, 1950 .....	.....
<b>Property Acquired by Deed or Foreclosure</b>	
Balance January 1, 1950 .....	.....
Sale for cash .....	.....
Balance December 31, 1950 .....	.....

<b>CAPITAL DEBT, DECEMBER 31, 1950</b>	
<b>Gross Debt</b>	
School debt .....	\$89,316.00
Self-liquidating debt. ....	.....
Other capital debt ..	.....
<b>TOTAL GROSS DEBT .....</b>	<b>\$89,316.00</b>
<b>Per Capita Gross Debt .....</b>	<b>\$69.72</b>
<b>Deductions for</b>	
School debt .....	\$89,316.00
Self-liquidating debt. ....	.....
Other capital debt ..	.....
<b>TOTAL DEDUCTIONS .....</b>	<b>89,316.00</b>
<b>NET DEBT .....</b>	<b>.....</b>
<b>Average Assessed Valuations</b>	
Real Property 1948-1949-1950..	\$1,367,461.00
Per Cent of Net Debt .....	.....

<b>CURRENT FINANCES DECEMBER 31, 1950</b>	
Cash .....	\$2,698.79
Taxes receivable .....	3,697.38
Tax title liens .....	39.55
Foreclosed property .....	.....
Accounts receivable .....	.....
State road aid receivable .....	13,782.54
Emergencies and deferred charges ..	675.61
<b>TOTAL ASSETS .....</b>	<b>\$20,893.87</b>
Cash liabilities .....	\$500.00
Reserves .....	3,736.93
Surplus revenue .....	16,656.94
<b>TOTAL LIABILITIES AND SURPLUS .....</b>	<b>\$20,893.87</b>

<b>CAPITAL OUTLAY—1950</b>	
Beaches and boardwalks .....	.....
Buildings and equipment .....	.....
Parks and playgrounds .....	.....
Sewers .....	.....
Streets, roads and bridges .....	.....
Water supply .....	.....
Other .....	.....

# EATONTOWN BOROUGH—MONMOUTH COUNTY

Population Census, 1950—3,020  
1940—1,758

Land Area 5.9 sq. mi.

Net Valuation Taxable \$1,693,955

## EXPENDITURES AND RE- QUIRED PAYMENTS FOR 1950

<b>General Government</b>		
Administrative and executive .....	\$13,039.86	
Assessment and collection of taxes	4,177.54	
Finance Department .....	.....	
<b>Protection to Persons &amp; Property</b>		
Fire .....	5,393.81	
Police .....	15,597.48	
Other .....	.....	
<b>Streets and Roads</b>		
Repairs and maintenance .....	15,544.30	
Street lighting .....	5,585.03	
<b>Sanitation</b>		
Street cleaning .....	.....	
Garbage and ash removal .....	2,302.49	
Sewers .....	.....	
<b>Health and Charities</b>		
Health service .....	1,280.00	
Poor (including relief) .....	390.00	
Hospitals (aid and maintenance) .....	.....	
Other .....	.....	
<b>Recreation</b>		
Beaches and boardwalks .....	.....	
Parks and playgrounds .....	937.58	
Other .....	.....	
<b>Educational</b>		
(Exclusive of school districts) ..	300.00	
<b>Unclassified Purposes</b>		
(Including contingent) .....	75.19	
<b>SUB-TOTAL—Municipal functions..</b>	<b>\$64,623.28</b>	

<b>Per Capita—Municipal functions ....</b>		<b>\$21.40</b>
Capital imp'ts and capital imp't fund	\$7,694.00	
<b>Debt Service</b>		
Principal payments ..	.....	
Interest payments ..	.....	
Total .....	.....	
<b>Per Capita Debt Service .....</b>		<b>.....</b>
<b>Deferred Charges and Statutory Expenditures</b>		
Emergencies .....	.....	
Other deferred chgs. ....	\$2,375.00	
Total .....	2,375.00	

<b>TOTAL—Municipal expenditures ...</b>	<b>\$74,692.28</b>
-----------------------------------------	--------------------

<b>Required Payments for Local School, County, and Special District Taxes .....</b>	<b>\$87,771.47</b>
-------------------------------------------------------------------------------------	--------------------

## TOTAL EXPENDITURES AND REQUIRED PAYMENTS .....

Reserve for uncollected taxes .....	\$23,107.22
<b>GRAND TOTAL—Budget .....</b>	<b>\$185,570.97</b>

## RECEIPTS AND REVENUES REALIZED IN 1950 TO MEET EXPENDITURES AND RE- QUIRED PAYMENTS

Surplus revenue appropriated ..	\$18,000.00
Miscellaneous revenues realized.	31,910.74
State aid revenues realized .....	7,303.75
<b>Delinquent taxes including</b>	
liens—1950 collections .....	18,449.14
Current taxes—1950 collections..	92,784.79
Emergency borrowings .....	.....
<b>TOTAL RECEIPTS AND REVENUES REALIZED .....</b>	<b>\$168,448.42</b>

### CAPITAL OUTLAY—1950

Beaches and boardwalks .....	.....
Buildings and equipment .....	.....
Parks and playgrounds .....	.....
Sewers .....	.....
Streets, roads and bridges .....	.....
Water supply .....	.....
Other .....	.....

Tax rate .....	\$6.83
Local school tax rate .....	3.67
County tax rate .....	1.52
Local purpose tax rate ....	1.64

### TAXES

Local school tax ...	\$62,100.00	
County taxes .....	25,671.47	
Special district taxes .....	.....	
Local purpose levy .....	28,451.23	\$87,771.47
<b>Total tax levy (tax duplicate) ..</b>	<b>\$116,222.70</b>	

### Per Capita Total Tax Levy .....

<b>Current</b>		
1950 taxes levied (total) .....	\$116,243.68	
Collected in 1950 .....	92,784.79	
Per cent of levy col- lected in 1950 ...	79.82	
Transferred to liens .....	1,580.25	
Cancelled, abated or adjusted ..	331.69	
Outstanding December 31, 1950 ..	\$21,546.95	

<b>All Prior Years Outstanding</b>		
Balance January 1, 1950 .....	\$20,368.86	
Collected in 1950 .....	17,174.31	
Balance December 31, 1950 .....	\$2,985.25	

<b>Tax Title Liens Outstanding</b>		
Balance January 1, 1950 .....	\$51,894.14	
Redeemed by cash .....	1,274.83	
Balance December 31, 1950 .....	\$40,063.34	

<b>Property Acquired by Deed or Foreclosure</b>		
Balance January 1, 1950 .....	\$3,925.00	
Sale for cash .....	130.00	
Balance December 31, 1950 .....	\$3,925.00	

### CAPITAL DEBT, DECEMBER 31, 1950

<b>Gross Debt</b>		
School debt .....	\$95,000.00	
Self-liquidating debt. ....	.....	
Other capital debt .....	.....	
<b>TOTAL GROSS DEBT .....</b>	<b>\$95,000.00</b>	
<b>Per Capita Gross Debt .....</b>	<b>\$31.46</b>	

<b>Deductions for</b>		
School debt .....	\$91,626.00	
Self-liquidating debt. ....	.....	
Other capital debt ..	.....	
<b>TOTAL DEDUCTIONS .....</b>	<b>91,626.00</b>	

<b>NET DEBT .....</b>	<b>\$3,374.00</b>
-----------------------	-------------------

<b>Average Assessed Valuations</b>		
Real Property 1948-1949-1950..	\$1,527,108.00	
Per Cent of Net Debt .....	0.22	

### CURRENT FINANCES DECEMBER 31, 1950

Cash .....	\$62,493.67
Taxes receivable .....	24,532.20
Tax title liens .....	40,063.34
Foreclosed property .....	3,925.00
Accounts receivable .....	4,075.42
State road aid receivable .....	16,727.24
Emergencies and deferred charges ..	1,959.98
<b>TOTAL ASSETS .....</b>	<b>\$153,776.85</b>

Cash liabilities .....	\$37,133.96
Reserves .....	72,595.96
Surplus revenue .....	44,046.93
<b>TOTAL LIABILITIES AND SURPLUS .....</b>	<b>\$153,776.85</b>

## EDGEWATER BOROUGH—BERGEN COUNTY

Population Census, 1950—3,917  
1940—4,028

Land Area 0.7 sq. mi.

Net Valuation Taxable \$23,081,175

### EXPENDITURES AND REQUIRED PAYMENTS FOR 1950

<b>General Government</b>	
Administrative and executive .....	\$49,241.95
Assessment and collection of taxes .....	10,467.48
Finance Department .....	.....
<b>Protection to Persons &amp; Property</b>	
Fire .....	145,734.37
Police .....	116,703.88
Other .....	13,200.00
<b>Streets and Roads</b>	
Repairs and maintenance .....	68,027.10
Street lighting .....	10,200.00
<b>Sanitation</b>	
Street cleaning .....	.....
Garbage and ash removal .....	15,181.56
Sewers .....	6,587.55
<b>Health and Charities</b>	
Health service .....	8,254.18
Poor (including relief) .....	26,071.51
Hospitals (aid and maintenance) .....	1,900.00
Other .....	600.00
<b>Recreation</b>	
Beaches and boardwalks .....	.....
Parks and playgrounds .....	1,100.00
Other .....	5,723.59
<b>Educational</b> (Exclusive of school districts) ..	
.....	11,950.00
<b>Unclassified Purposes</b> (Including contingent) .....	
.....	3,305.27
<b>SUB-TOTAL—Municipal functions..</b>	<b>\$494,248.44</b>

<b>Per Capita—Municipal functions .....</b>	<b>\$126.18</b>
Capital imp'ts and capital imp't fund .....	\$15,000.00
<b>Debt Service</b>	
Principal payments ..	\$35,400.00
Interest payments ..	10,418.46
<b>Total .....</b>	<b>45,818.46</b>
<b>Per Capita Debt Service .....</b>	
.....	<b>\$11.70</b>
<b>Deferred Charges and Statutory Expenditures</b>	
Emergencies .....	.....
Other deferred chgs. .....	\$15,768.75
<b>Total .....</b>	<b>15,768.75</b>

<b>TOTAL—Municipal expenditures ..</b>	<b>\$570,835.65</b>
<b>Required Payments for Local School, County, and Special District Taxes .....</b>	
.....	372,969.60

<b>TOTAL EXPENDITURES AND REQUIRED PAYMENTS .....</b>	<b>\$943,805.25</b>
Reserve for uncollected taxes .....	\$65,000.00
<b>GRAND TOTAL—Budget .....</b>	<b>\$1,008,805.25</b>

### RECEIPTS AND REVENUES REALIZED IN 1950 TO MEET EXPENDITURES AND REQUIRED PAYMENTS

Surplus revenue appropriated ..	\$143,500.00
Miscellaneous revenues realized ..	33,655.41
State aid revenues realized .....	4,034.99
<b>Delinquent taxes including</b>	
liens—1950 collections .....	5,596.41
Current taxes—1950 collections ..	871,745.96
Emergency borrowings .....	.....
<b>TOTAL RECEIPTS AND REVENUES REALIZED .....</b>	<b>\$1,058,532.77</b>

### CAPITAL OUTLAY—1950

Beaches and boardwalks .....	.....
Buildings and equipment .....	.....
Parks and playgrounds .....	.....
Sewers .....	\$175,154.02
Streets, roads and bridges .....	1,703.12
Water supply .....	.....
Other .....	.....

<b>Tax rate .....</b>	<b>\$3.82</b>
Local school tax rate .....	0.80
County tax rate .....	0.82
Local purpose tax rate .....	2.20

### TAXES

Local school tax ...	\$184,951.51
County taxes .....	188,018.09
Special district taxes .....	.....
<b>Local purpose levy .....</b>	<b>\$372,969.60</b>
.....	509,778.35
<b>Total tax levy (tax duplicate) ..</b>	<b>\$882,747.95</b>

**Per Capita Total Tax Levy .....** **\$225.36**

### Current

1950 taxes levied (total) .....	\$883,057.33
Collected in 1950 .....	871,745.96
Per cent of levy collected in 1950 ...	98.71
Transferred to liens .....	1,856.51
Cancelled, abated or adjusted ...	1,297.22
Outstanding December 31, 1950 ..	\$8,157.64

### All Prior Years Outstanding

Balance January 1, 1950 .....	\$9,652.43
Collected in 1950 .....	5,548.47
Balance December 31, 1950 .....	\$4,103.96

### Tax Title Liens Outstanding

Balance January 1, 1950 .....	\$25,585.80
Redeemed by cash .....	47.94
Balance December 31, 1950 .....	\$27,394.37

### Property Acquired by Deed or Foreclosure

Balance January 1, 1950 .....	\$76,360.00
Sale for cash .....	.....
Balance December 31, 1950 .....	\$76,360.00

### CAPITAL DEBT, DECEMBER 31, 1950

#### Gross Debt

School debt .....	.....
Self-liquidating debt .....	.....
Other capital debt ..	\$804,100.00

**TOTAL GROSS DEBT .....** **\$804,100.00**

**Per Capita Gross Debt .....** **\$205.28**

#### Deductions for

School debt .....	.....
Self-liquidating debt .....	.....
Other capital debt ..	.....

**TOTAL DEDUCTIONS .....** **.....**

**NET DEBT .....** **\$804,100.00**

#### Average Assessed Valuations

Real Property 1948-1949-1950 ..	\$18,540,409.00
Per Cent of Net Debt .....	4.33

### CURRENT FINANCES DECEMBER 31, 1950

Cash .....	\$532,451.58
Taxes receivable .....	12,261.60
Tax title liens .....	27,394.37
Foreclosed property .....	76,360.00
Accounts receivable .....	3,130.15
State road aid receivable .....	.....
Emergencies and deferred charges ..	5,300.00
<b>TOTAL ASSETS .....</b>	<b>\$656,897.70</b>

Cash liabilities .....	\$129,142.69
Reserves .....	119,146.12
Surplus revenue .....	408,608.89

**TOTAL LIABILITIES AND SURPLUS .....** **\$656,897.70**

# EDGEWATER PARK TOWNSHIP—BURLINGTON COUNTY

Population Census, 1950—1,308      Land Area 2.86 sq. mi.      Net Valuation Taxable \$1,031,294  
 1940—1,171

**EXPENDITURES AND REQUIRED PAYMENTS FOR 1950**

**General Government**  
 Administrative and executive . . . . \$4,480.00  
 Assessment and collection of taxes . . . . 1,850.00  
 Finance Department . . . . . 550.00

**Protection to Persons & Property**  
 Fire . . . . . 3,000.00  
 Police . . . . . 1,070.00  
 Other . . . . .

**Streets and Roads**  
 Repairs and maintenance . . . . . 5,705.00  
 Street lighting . . . . . 2,500.00

**Sanitation**  
 Street cleaning . . . . .  
 Garbage and ash removal . . . . . 1,650.00  
 Sewers . . . . .

**Health and Charities**  
 Health service . . . . . 575.00  
 Poor (including relief) . . . . . 400.00  
 Hospitals (aid and maintenance) . . . . .  
 Other . . . . .

**Recreation**  
 Beaches and boardwalks . . . . .  
 Parks and playgrounds . . . . . 400.00  
 Other . . . . .

**Educational**  
 (Exclusive of school districts) . . . . . 50.00

**Unclassified Purposes**  
 (Including contingent) . . . . . 200.00

**SUB-TOTAL—Municipal functions..**      \$22,430.00

**Per Capita—Municipal functions . . . .**      **\$17.15**  
 Capital imp'ts and capital imp't fund . . . . .  
**Debt Service**  
 Principal payments . . . . .  
 Interest payments ..      \$150.00

**Total . . . . .**      **\$150.00**

**Per Capita Debt Service . . . . .**      **\$0.11**

**Deferred Charges and Statutory Expenditures**  
 Emergencies . . . . .  
 Other deferred chgs.      \$9,000.00

**Total . . . . .**      **9,000.00**

**TOTAL—Municipal expenditures . . .**      **\$31,580.00**

**Required Payments for Local School, County, and Special District Taxes . . . . .**      **56,077.34**

**TOTAL EXPENDITURES AND REQUIRED PAYMENTS . . . . .**      **\$87,657.34**

Reserve for uncollected taxes . . . . . \$6,696.00  
 GRAND TOTAL—Budget . . . . . \$94,353.34

**RECEIPTS AND REVENUES REALIZED IN 1950 TO MEET EXPENDITURES AND REQUIRED PAYMENTS**  
 Surplus revenue appropriated . . . . \$16,066.00  
 Miscellaneous revenues realized . . . . 20,151.65  
 State aid revenues realized . . . . . 1,560.00

**Delinquent taxes including**  
 liens—1950 collections . . . . . 4,335.38  
 Current taxes—1950 collections.. 49,506.54

**Emergency borrowings . . . . .**

**TOTAL RECEIPTS AND REVENUES REALIZED . . . . .**      **\$91,619.57**

**CAPITAL OUTLAY—1950**  
 Beaches and boardwalks . . . . .  
 Buildings and equipment . . . . .  
 Parks and playgrounds . . . . .  
 Sewers . . . . .  
 Streets, roads and bridges . . . . .  
 Water supply . . . . .  
 Other . . . . .

**Tax rate . . . . .**      **\$5.38**  
 Local school tax rate . . . . . 3.43  
 County tax rate . . . . . 1.95  
 Local purpose tax rate . . . . .

**TAXES**  
 Local school tax . . . . \$35,265.60  
 County taxes . . . . . 20,151.74  
 Special district taxes . . . . . 660.00

Local purpose levy . . . . .  
 Total tax levy (tax duplicate) .. \$56,077.34

**Per Capita Total Tax Levy . . . . .**      **\$42.87**

**Current**  
 1950 taxes levied (total) . . . . . \$56,328.44  
 Collected in 1950 . . . . . 49,506.54  
 Per cent of levy collected in 1950 . . . . . 87.88  
 Transferred to liens . . . . . 26.36  
 Cancelled, abated or adjusted . . . . . 859.56  
 Outstanding December 31, 1950 .. \$5,935.98

**All Prior Years Outstanding**  
 Balance January 1, 1950 . . . . . \$4,351.19  
 Collected in 1950 . . . . . 4,335.38  
 Balance December 31, 1950 . . . . .

**Tax Title Liens Outstanding**  
 Balance January 1, 1950 . . . . . \$545.18  
 Redeemed by cash . . . . .  
 Balance December 31, 1950 . . . . . \$571.54

**Property Acquired by Deed or Foreclosure**  
 Balance January 1, 1950 . . . . .  
 Sale for cash . . . . .  
 Balance December 31, 1950 . . . . .

**CAPITAL DEBT, DECEMBER 31, 1950**

**Gross Debt**  
 School debt . . . . .  
 Self-liquidating debt. . . . .  
 Other capital debt . . . . .

**TOTAL GROSS DEBT . . . . .**      **Per Capita Gross Debt . . . . .**

**Deductions for**  
 School debt . . . . .  
 Self-liquidating debt. . . . .  
 Other capital debt . . . . .

**TOTAL DEDUCTIONS . . . . .**  
**NET DEBT . . . . .**

**Average Assessed Valuations**  
 Real Property 1948-1949-1950.. \$808,199.00  
 Per Cent of Net Debt . . . . .

**CURRENT FINANCES DECEMBER 31, 1950**

Cash . . . . . \$28,279.81  
 Taxes receivable . . . . . 5,935.98  
 Tax title liens . . . . . 571.54  
 Foreclosed property . . . . .  
 Accounts receivable . . . . . 256.35  
 State road aid receivable . . . . . 5,714.43  
 Emergencies and deferred charges .. 200.00

**TOTAL ASSETS . . . . .**      **\$40,958.11**

Cash liabilities . . . . . \$21,734.77  
 Reserves . . . . . 6,763.87  
 Surplus revenue . . . . . 12,459.47

**TOTAL LIABILITIES AND SURPLUS . . . . .**      **\$40,958.11**

# EGG HARBOR CITY—CITY—ATLANTIC COUNTY

Population Census, 1950—3,846      Land Area 11.09 sq. mi      Net Valuation Taxable \$1,587,606  
 1940—3,589

<b>EXPENDITURES AND REQUIRED PAYMENTS FOR 1950</b>	
<b>General Government</b>	
Administrative and executive . . . . .	\$20,232.00
Assessment and collection of taxes	6,698.00
Finance Department . . . . .	350.00
<b>Protection to Persons &amp; Property</b>	
Fire . . . . .	8,790.00
Police . . . . .	9,700.00
Other . . . . .	.....
<b>Streets and Roads</b>	
Repairs and maintenance . . . . .	18,401.00
Street lighting . . . . .	8,490.00
<b>Sanitation</b>	
Street cleaning . . . . .	.....
Garbage and ash removal . . . . .	1,902.00
Sewers . . . . .	.....
<b>Health and Charities</b>	
Health service . . . . .	1,525.00
Poor (including relief) . . . . .	4,450.00
Hospitals (aid and maintenance) . . . . .	.....
Other . . . . .	.....
<b>Recreation</b>	
Beaches and boardwalks . . . . .	.....
Parks and playgrounds . . . . .	3,805.00
Other . . . . .	555.00
<b>Educational</b>	
(Exclusive of school districts) . . . . .	300.00
<b>Unclassified Purposes</b>	
(Including contingent) . . . . .	1,200.00
<b>SUB-TOTAL—Municipal functions..</b>	<b>\$86,398.00</b>

<b>Per Capita—Municipal functions . . . . .</b>	
.....	\$22.46
Capital imp'ts and capital imp't fund	\$23,500.00
<b>Debt Service</b>	
Principal payments . . . . .	\$17,000.00
Interest payments . . . . .	11,247.50
<b>Total . . . . .</b>	<b>28,247.50</b>
<b>Per Capita Debt Service . . . . .</b>	
.....	\$7.34
<b>Deferred Charges and Statutory Expenditures</b>	
Emergencies . . . . .	\$7,700.00
Other deferred chgs. . . . .	1,253.10
<b>Total . . . . .</b>	<b>8,953.10</b>

**TOTAL—Municipal expenditures . . . . .** \$147,098.60

**Required Payments for Local School, County, and Special District Taxes . . . . .** 93,206.13

**TOTAL EXPENDITURES AND REQUIRED PAYMENTS . . . . .** \$240,304.73

Reserve for uncollected taxes . . . . . \$25,583.74

**GRAND TOTAL—Budget . . . . .** \$265,888.47

<b>RECEIPTS AND REVENUES REALIZED IN 1950 TO MEET EXPENDITURES AND REQUIRED PAYMENTS</b>	
Surplus revenue appropriated . . . . .	\$8,000.00
Miscellaneous revenues realized . . . . .	49,575.21
State aid revenues realized . . . . .	12,538.00
<b>Delinquent taxes including</b>	
Liens—1950 collections . . . . .	12,057.21
Current taxes—1950 collections . . . . .	172,848.26
Emergency borrowings . . . . .	.....

**TOTAL RECEIPTS AND REVENUES REALIZED . . . . .** \$255,018.68

**CAPITAL OUTLAY—1950**

Beaches and boardwalks . . . . .	.....
Buildings and equipment . . . . .	.....
Parks and playgrounds . . . . .	.....
Sewers . . . . .	.....
Streets, roads and bridges . . . . .	.....
Water supply . . . . .	.....
Other . . . . .	.....

<b>Tax rate . . . . .</b>	<b>\$11.86</b>
Local school tax rate . . . . .	4.38
County tax rate . . . . .	1.49
Local purpose tax rate . . . . .	5.99

**TAXES**

Local school tax . . . . .	\$69,575.00	
County taxes . . . . .	23,631.13	
Special district taxes . . . . .	.....	
<b>Local purpose levy . . . . .</b>	<b>96,453.34</b>	
<b>Total tax levy (tax duplicate) ..</b>	<b>\$189,659.47</b>	

**Per Capita Total Tax Levy . . . . .** \$49.31

<b>Current</b>	
1950 taxes levied (total) . . . . .	\$190,572.84
Collected in 1950 . . . . .	172,848.26
Per cent of levy collected in 1950 . . . . .	90.69
Transferred to liens . . . . .	3,949.60
Cancelled, abated or adjusted . . . . .	2,600.46
Outstanding December 31, 1950 . . . . .	\$11,174.52

<b>All Prior Years Outstanding</b>	
Balance January 1, 1950 . . . . .	1,032.08
Collected in 1950 . . . . .	10,091.37
Balance December 31, 1950 . . . . .	\$810.53

<b>Tax Title Liens Outstanding</b>	
Balance January 1, 1950 . . . . .	\$206,566.13
Redeemed by cash . . . . .	1,965.84
Balance December 31, 1950 . . . . .	\$203,273.07

<b>Property Acquired by Deed or Foreclosure</b>	
Balance January 1, 1950 . . . . .	\$29,617.50
Sale for cash . . . . .	5,342.90
Balance December 31, 1950 . . . . .	\$27,827.50

**CAPITAL DEBT, DECEMBER 31, 1950**

<b>Gross Debt</b>	
School debt . . . . .	\$32,000.00
Self-liquidating debt. . . . .	121,000.00
Other capital debt . . . . .	304,000.00

**TOTAL GROSS DEBT . . . . .** \$457,000.00  
**Per Capita Gross Debt . . . . .** \$118.82

<b>Deductions for</b>	
School debt . . . . .	\$32,000.00
Self-liquidating debt. . . . .	121,000.00
Other capital debt . . . . .	.....

**TOTAL DEDUCTIONS . . . . .** 153,000.00  
**NET DEBT . . . . .** \$304,000.00

<b>Average Assessed Valuations</b>	
Real Property 1948-1949-1950 . . . . .	\$1,448,807.00
Per Cent of Net Debt . . . . .	20.98

**CURRENT FINANCES DECEMBER 31, 1950**

Cash . . . . .	\$66,583.85
Taxes receivable . . . . .	11,985.05
Tax title liens . . . . .	203,273.07
Foreclosed property . . . . .	27,827.50
Accounts receivable . . . . .	6,349.62
State road aid receivable . . . . .	3,000.00
Emergencies and deferred charges . . . . .	6,300.00

**TOTAL ASSETS . . . . .** \$325,319.09

Cash liabilities . . . . .	\$21,549.74
Reserves . . . . .	249,435.24
Surplus revenue . . . . .	54,334.11

**TOTAL LIABILITIES AND SURPLUS . . . . .** \$325,319.09

## EGG HARBOR TOWNSHIP—ATLANTIC COUNTY

Population Census, 1950—5,029      Land Area 64.5 sq. mi.      Net Valuation Taxable \$1,641,172  
 1940—3,066

<b>EXPENDITURES AND RE-REQUIRED PAYMENTS FOR 1950</b>	
<b>General Government</b>	
Administrative and executive . . . . .	\$14,384.39
Assessment and collection of taxes	20,936.28
Finance Department . . . . .	1,143.23
<b>Protection to Persons &amp; Property</b>	
Fire . . . . .	5,800.00
Police . . . . .	2,086.88
Other . . . . .	. . . . .
<b>Streets and Roads</b>	
Repairs and maintenance . . . . .	25,188.35
Street lighting . . . . .	5,500.00
<b>Sanitation</b>	
Street cleaning . . . . .	. . . . .
Garbage and ash removal . . . . .	987.53
Sewers . . . . .	. . . . .
<b>Health and Charities</b>	
Health service . . . . .	2,198.86
Poor (including relief) . . . . .	3,151.50
Hospitals (aid and maintenance) . . . . .	. . . . .
Other . . . . .	. . . . .
<b>Recreation</b>	
Beaches and boardwalks . . . . .	. . . . .
Parks and playgrounds . . . . .	. . . . .
Other . . . . .	. . . . .
<b>Educational</b>	
(Exclusive of school districts) . . . . .	. . . . .
<b>Unclassified Purposes</b>	
(Including contingent) . . . . .	400.00
<b>SUB-TOTAL—Municipal functions..</b>	<b>\$81,777.02</b>

<b>Per Capita—Municipal functions . . . . .</b>	<b>\$16.26</b>
Capital imp'ts and capital imp't fund	\$4,811.38
<b>Debt Service</b>	
Principal payments . . . . .	\$9,200.00
Interest payments . . . . .	3,756.00
Total . . . . .	12,956.00
<b>Per Capita Debt Service . . . . .</b>	
<b>\$2.58</b>	
<b>Deferred Charges and Statutory Expenditures</b>	
Emergencies . . . . .	\$7,461.12
Other deferred chgs. . . . .	182.60
Total . . . . .	7,643.72

**TOTAL—Municipal expenditures . . . . .** **\$107,188.12**

**Required Payments for Local School, County, and Special District Taxes . . . . .** **137,541.20**

**TOTAL EXPENDITURES AND REQUIRED PAYMENTS . . . . .** **\$244,729.32**

Reserve for uncollected taxes . . . . . \$59,023.65

**GRAND TOTAL—Budget . . . . .** **\$303,752.97**

<b>RECEIPTS AND REVENUES REALIZED IN 1950 TO MEET EXPENDITURES AND RE-REQUIRED PAYMENTS</b>	
Surplus revenue appropriated . . . . .	\$10,000.00
Miscellaneous revenues realized . . . . .	55,826.95
State aid revenues realized . . . . .	12,482.30
<b>Delinquent taxes including</b>	
liens—1950 collections . . . . .	20,293.95
Current taxes—1950 collections . . . . .	126,730.45
Emergency borrowings . . . . .	. . . . .
<b>TOTAL RECEIPTS AND REVENUES REALIZED . . . . .</b>	<b>\$225,333.65</b>

<b>CAPITAL OUTLAY—1950</b>	
Beaches and boardwalks . . . . .	. . . . .
Buildings and equipment . . . . .	. . . . .
Parks and playgrounds . . . . .	. . . . .
Sewers . . . . .	. . . . .
Streets, roads and bridges . . . . .	. . . . .
Water supply . . . . .	. . . . .
Other . . . . .	. . . . .

<b>Tax rate . . . . .</b>	<b>\$11.80</b>
Local school tax rate . . . . .	7.03
County tax rate . . . . .	1.35
Local purpose tax rate . . . . .	3.42

<b>TAXES</b>	
Local school tax . . . . .	\$115,400.00
County taxes . . . . .	22,141.20
Special district taxes . . . . .	. . . . .
Local purpose levy . . . . .	\$137,541.20
	55,973.59
<b>Total tax levy (tax duplicate) . . . . .</b>	<b>\$193,514.79</b>

**Per Capita Total Tax Levy . . . . .** **\$38.48**

<b>Current</b>	
1950 taxes levied (total) . . . . .	\$194,039.74
Collected in 1950 . . . . .	126,730.45
Per cent of levy collected in 1950 . . . . .	65.31
Transferred to liens . . . . .	. . . . .
Cancelled, abated or adjusted . . . . .	. . . . .
Outstanding December 31, 1950 . . . . .	\$67,309.29

<b>All Prior Years Outstanding</b>	
Balance January 1, 1950 . . . . .	\$59,186.64
Collected in 1950 . . . . .	16,683.69
Balance December 31, 1950 . . . . .	\$42,502.95

<b>Tax Title Liens Outstanding</b>	
Balance January 1, 1950 . . . . .	\$282,182.73
Redeemed by cash . . . . .	3,610.26
Balance December 31, 1950 . . . . .	\$278,572.47

<b>Property Acquired by Deed or Foreclosure</b>	
Balance January 1, 1950 . . . . .	\$27,364.56
Sale for cash . . . . .	3,835.00
Balance December 31, 1950 . . . . .	\$23,529.56

### CAPITAL DEBT, DECEMBER 31, 1950

<b>Gross Debt</b>	
School debt . . . . .	\$57,000.00
Self-liquidating debt. . . . .	. . . . .
Other capital debt . . . . .	\$7,000.00

**TOTAL GROSS DEBT . . . . .** **\$144,000.00**

**Per Capita Gross Debt . . . . .** **\$28.63**

<b>Deductions for</b>	
School debt . . . . .	\$57,000.00
Self-liquidating debt. . . . .	. . . . .
Other capital debt . . . . .	. . . . .

**TOTAL DEDUCTIONS . . . . .** **57,000.00**

**NET DEBT . . . . .** **\$87,000.00**

<b>Average Assessed Valuations</b>	
Real Property 1948-1949-1950 . . . . .	\$1,403,351.00
Per Cent of Net Debt . . . . .	6.19

### CURRENT FINANCES DECEMBER 31, 1950

Cash . . . . .	\$25,405.16
Taxes receivable . . . . .	109,812.24
Tax title liens . . . . .	278,572.47
Foreclosed property . . . . .	23,529.56
Accounts receivable . . . . .	0.75
State road aid receivable . . . . .	1,623.79
Emergencies and deferred charges . . . . .	15,328.59

**TOTAL ASSETS . . . . .** **\$454,272.56**

Cash liabilities . . . . .	\$25,832.48
Reserves . . . . .	411,915.02
Surplus revenue . . . . .	16,525.06

**TOTAL LIABILITIES AND SURPLUS . . . . .** **\$454,272.56**

**ELIZABETH CITY—UNION COUNTY**

Population Census, 1950—112,675      Land Area 11.69 sq. mi.      Net Valuation Taxable \$140,520,723  
 1940—109,912

<b>EXPENDITURES AND REQUIRED PAYMENTS FOR 1950</b>	
<b>General Government</b>	
Administrative and executive .....	\$325,329.00
Assessment and collection of taxes .....	65,595.00
Finance Department .....	89,994.00
<b>Protection to Persons &amp; Property</b>	
Fire .....	835,121.00
Police .....	924,420.00
Other .....	143,000.00
<b>Streets and Roads</b>	
Repairs and maintenance .....	298,770.00
Street lighting .....	110,000.00
<b>Sanitation</b>	
Street cleaning .....	205,043.00
Garbage and ash removal .....	288,900.00
Sewers .....	105,266.00
<b>Health and Charities</b>	
Health service .....	133,269.00
Poor (including relief) .....	174,440.00
Hospitals (aid and maintenance) .....	110,000.00
Other .....	.....
<b>Recreation</b>	
Beaches and boardwalks .....	.....
Parks and playgrounds .....	159,053.00
Other .....	.....
<b>Educational</b>	
(Exclusive of school districts) ..	183,670.00
<b>Unclassified Purposes</b>	
(Including contingent) .....	56,173.50
<b>SUB-TOTAL—Municipal functions..</b>	<b>\$4,208,043.50</b>

<b>Per Capita—Municipal functions .....</b>	<b>\$37.34</b>
Capital imp'ts and capital imp't fund .....	\$5,000.00
<b>Debt Service</b>	
Principal payments .. \$501,921.79	
Interest payments .. 309,044.81	

Total .....

<b>Per Capita Debt Service .....</b>	<b>\$7.20</b>
<b>Deferred Charges and Statutory Expenditures</b>	
Emergencies .....	.....
Other deferred chgs. .....	\$491,617.72

Total .....

**TOTAL—Municipal expenditures ... \$5,515,627.82**

<b>Required Payments for Local School, County, and Special District Taxes .....</b>	<b>4,161,193.61</b>
<b>TOTAL EXPENDITURES AND REQUIRED PAYMENTS .....</b>	<b>\$9,676,821.43</b>
Reserve for uncollected taxes .....	\$405,223.37
<b>GRAND TOTAL—Budget .....</b>	<b>\$10,082,044.80</b>

<b>RECEIPTS AND REVENUES REALIZED IN 1950 TO MEET EXPENDITURES AND REQUIRED PAYMENTS</b>	
Surplus revenue appropriated ..	\$563,318.00
Miscellaneous revenues realized ..	1,217,326.38
State aid revenues realized .....	74,567.62
Delinquent taxes including liens—1950 collections .....	336,478.69
Current taxes—1950 collections ..	7,772,476.94
Emergency borrowings .....	.....
<b>TOTAL RECEIPTS AND REVENUES REALIZED .....</b>	<b>\$9,964,167.63</b>

<b>CAPITAL OUTLAY—1950</b>	
Beaches and boardwalks .....	.....
Buildings and equipment .....	\$253,661.42
Parks and playgrounds .....	.....
Sewers .....	.....
Streets, roads and bridges .....	163,495.47
Water supply .....	.....
Other .....	.....

<b>Tax rate .....</b>	<b>\$5.75</b>
Local school tax rate .....	2.17
County tax rate .....	0.79
Local purpose tax rate .....	2.79

<b>TAXES</b>	
Local school tax ...	\$3,052,848.24
County taxes .....	1,108,345.37
Special district taxes .....	.....
Local purpose levy .....	\$4,161,193.61
<b>Total tax levy (tax duplicate) ..</b>	<b>\$8,090,812.80</b>

**Per Capita Total Tax Levy .....** **\$71.81**

<b>Current</b>	
1950 taxes levied (total) .....	\$8,136,266.24
Collected in 1950 .....	7,772,476.94
Per cent of levy collected in 1950 ...	95.52
Transferred to liens .....	30,202.22
Cancelled, abated or adjusted .....	3,858.74
Outstanding December 31, 1950 ..	\$329,728.34

<b>All Prior Years Outstanding</b>	
Balance January 1, 1950 .....	\$632,052.18
Collected in 1950 .....	251,818.30
Balance December 31, 1950 .....	\$377,640.24

<b>Tax Title Liens Outstanding</b>	
Balance January 1, 1950 .....	\$530,269.38
Redeemed by cash .....	84,660.39
Balance December 31, 1950 .....	\$434,056.25

<b>Property Acquired by Deed or Foreclosure</b>	
Balance January 1, 1950 .....	\$469,020.00
Sale for cash .....	108,950.00
Balance December 31, 1950 .....	\$411,025.00

<b>CAPITAL DEBT, DECEMBER 31, 1950</b>	
<b>Gross Debt</b>	
School debt .....	\$5,237,000.00
Self-liquidating debt ..	2,804,000.00
Other capital debt ..	3,868,820.00
<b>TOTAL GROSS DEBT .....</b>	<b>\$11,909,820.00</b>
<b>Per Capita Gross Debt .....</b>	<b>\$105.70</b>

<b>Deductions for</b>	
School debt .....	\$5,237,000.00
Self-liquidating debt ..	2,804,000.00
Other capital debt ..	75,000.00
<b>TOTAL DEDUCTIONS .....</b>	<b>8,116,000.00</b>

**NET DEBT .....** **\$3,793,820.00**

<b>Average Assessed Valuations</b>	
Real Property 1948-1949-1950 ..	\$124,024,945.00
Per Cent of Net Debt .....	3.05

<b>CURRENT FINANCES DECEMBER 31, 1950</b>	
Cash .....	\$1,328,280.99
Taxes receivable .....	707,368.58
Tax title liens .....	434,056.25
Foreclosed property .....	411,025.00
Accounts receivable .....	4,116.94
State road aid receivable .....	84,101.17
Emergencies and deferred charges ..	.....
<b>TOTAL ASSETS .....</b>	<b>\$2,968,948.93</b>
Cash liabilities .....	\$680,914.89
Reserves .....	1,556,566.77
Surplus revenue .....	731,467.27
<b>TOTAL LIABILITIES AND SURPLUS .....</b>	<b>\$2,968,948.93</b>

# ELK TOWNSHIP—GLOUCESTER COUNTY

Population Census, 1950—2,085  
 1940—1,656

Land Area 20.19 sq. mi.

Net Valuation Taxable \$972,959

<b>EXPENDITURES AND REQUIRED PAYMENTS FOR 1950</b>	
<b>General Government</b>	
Administrative and executive .....	\$2,195.00
Assessment and collection of taxes .....	4,250.00
Finance Department .....	800.00
<b>Protection to Persons &amp; Property</b>	
Fire .....	
Police .....	
Other .....	
<b>Streets and Roads</b>	
Repairs and maintenance .....	4,600.00
Street lighting .....	2,000.00
<b>Sanitation</b>	
Street cleaning .....	
Garbage and ash removal .....	
Sewers .....	
<b>Health and Charities</b>	
Health service .....	400.00
Poor (including relief) .....	500.00
Hospitals (aid and maintenance) .....	
Other .....	
<b>Recreation</b>	
Beaches and boardwalks .....	
Parks and playgrounds .....	
Other .....	
<b>Educational</b>	
(Exclusive of school districts) ..	
<b>Unclassified Purposes</b>	
(Including contingent) .....	50.00
<b>SUB-TOTAL—Municipal functions..</b>	<b>\$14,795.00</b>
<b>Per Capita—Municipal functions .....</b>	
Capital imp'ts and capital imp't fund .....	<b>\$7.10</b>
<b>Debt Service</b>	
Principal payments ..	\$4,000.00
Interest payments ..	2,880.00
Total .....	6,880.00
<b>Per Capita Debt Service .....</b>	
<b>\$3.30</b>	
<b>Deferred Charges and Statutory Expenditures</b>	
Emergencies .....	
Other deferred chgs. ....	
Total .....	
<b>TOTAL—Municipal expenditures ...</b>	<b>\$28,875.00</b>
<b>Required Payments for Local School, County, and Special District Taxes .....</b>	
<b>46,572.27</b>	
<b>TOTAL EXPENDITURES AND REQUIRED PAYMENTS .....</b>	<b>\$75,447.27</b>
Reserve for uncollected taxes .....	\$20,440.53
<b>GRAND TOTAL—Budget .....</b>	<b>\$95,887.80</b>
<b>RECEIPTS AND REVENUES REALIZED IN 1950 TO MEET EXPENDITURES AND REQUIRED PAYMENTS</b>	
Surplus revenue appropriated ..	\$9,000.00
Miscellaneous revenues realized ..	12,106.25
State aid revenues realized .....	8,613.00
<b>Delinquent taxes including</b>	
liens—1950 collections .....	14,238.57
Current taxes—1950 collections..	39,994.48
Emergency borrowings .....	
<b>TOTAL RECEIPTS AND REVENUES REALIZED .....</b>	<b>\$83,952.30</b>

<b>CAPITAL OUTLAY—1950</b>	
Beaches and boardwalks .....	
Buildings and equipment .....	
Parks and playgrounds .....	
Sewers .....	
Streets, roads and bridges .....	
Water supply .....	
Other .....	

<b>Tax rate .....</b>	<b>\$5.98</b>
Local school tax rate .....	3.79
County tax rate .....	1.00
Local purpose tax rate .....	1.19

<b>TAXES</b>	
Local school tax ...	\$36,901.54
County taxes .....	9,670.73
Special district taxes .....	
Local purpose levy .....	\$46,572.27
	11,502.53
<b>Total tax levy (tax duplicate) ..</b>	<b>\$58,074.80</b>

<b>Per Capita Total Tax Levy .....</b>		<b>\$27.85</b>
<b>Current</b>		
1950 taxes levied (total) .....	\$58,122.26	
Collected in 1950 .....	39,994.48	
Per cent of levy collected in 1950 ...	68.81	
Transferred to liens .....	5,554.48	
Cancelled, abated or adjusted .....	141.78	
Outstanding December 31, 1950 ..	\$12,431.52	

<b>All Prior Years Outstanding</b>	
Balance January 1, 1950 .....	\$14,972.46
Collected in 1950 .....	11,597.90
Balance December 31, 1950 .....	\$882.91

<b>Tax Title Liens Outstanding</b>	
Balance January 1, 1950 .....	\$69,812.98
Redeemed by cash .....	2,640.67
Balance December 31, 1950 .....	\$75,724.56

<b>Property Acquired by Deed or Foreclosure</b>	
Balance January 1, 1950 .....	\$37,187.00
Sale for cash .....	275.00
Balance December 31, 1950 .....	\$36,912.00

<b>CAPITAL DEBT, DECEMBER 31, 1950</b>	
<b>Gross Debt</b>	
School debt .....	\$30,000.00
Self-liquidating debt. ....	
Other capital debt ..	68,000.00
<b>TOTAL GROSS DEBT .....</b>	<b>\$98,000.00</b>
<b>Per Capita Gross Debt .....</b>	<b>\$47.00</b>

<b>Deductions for</b>	
School debt .....	\$30,000.00
Self-liquidating debt. ....	
Other capital debt ..	
<b>TOTAL DEDUCTIONS .....</b>	<b>30,000.00</b>
<b>NET DEBT .....</b>	<b>\$68,000.00</b>

<b>Average Assessed Valuations</b>	
Real Property 1948-1949-1950..	\$874,814.00
Per Cent of Net Debt .....	7.77

<b>CURRENT FINANCES DECEMBER 31, 1950</b>	
Cash .....	\$34,392.65
Taxes receivable .....	13,414.43
Tax title liens .....	75,724.56
Foreclosed property .....	36,912.00
Accounts receivable .....	256.21
State road aid receivable .....	6,788.24
Emergencies and deferred charges ..	
<b>TOTAL ASSETS .....</b>	<b>\$167,488.09</b>
Cash liabilities .....	\$14,334.70
Reserves .....	126,307.20
Surplus revenue .....	26,846.19
<b>TOTAL LIABILITIES AND SURPLUS .....</b>	<b>\$167,488.09</b>

**ELMER BOROUGH—SALEM COUNTY**

Population Census, 1950—1,461  
1940—1,344

Land Area 0.72 sq. mi.

Net Valuation Taxable \$888,058

<b>EXPENDITURES AND RE- QUIRED PAYMENTS FOR 1950</b>	
<b>General Government</b>	
Administrative and executive . . . . .	\$4,411.05
Assessment and collection of taxes . . . . .	960.01
Finance Department . . . . .	300.00
<b>Protection to Persons &amp; Property</b>	
Fire . . . . .	2,217.72
Police . . . . .	2,300.00
Other . . . . .	.....
<b>Streets and Roads</b>	
Repairs and maintenance . . . . .	1,500.00
Street lighting . . . . .	3,044.91
<b>Sanitation</b>	
Street cleaning . . . . .	.....
Garbage and ash removal . . . . .	1,194.19
Sewers . . . . .	.....
<b>Health and Charities</b>	
Health service . . . . .	131.36
Poor (including relief) . . . . .	25.00
Hospitals (aid and maintenance) . . . . .	.....
Other . . . . .	.....
<b>Recreation</b>	
Beaches and boardwalks . . . . .	.....
Parks and playgrounds . . . . .	159.69
Other . . . . .	.....
<b>Educational</b>	
(Exclusive of school districts) . . . . .	150.00
<b>Unclassified Purposes</b>	
(Including contingent) . . . . .	96.00
<b>SUB-TOTAL—Municipal functions..</b>	<b>\$16,489.93</b>

<b>Per Capita—Municipal functions . . . . .</b>	<b>\$11.29</b>
Capital imp'ts and capital imp't fund	\$2,500.00
<b>Debt Service</b>	
Principal payments . . . . .	\$1,450.00
Interest payments . . . . .	116.00
<b>Total . . . . .</b>	<b>1,566.00</b>
<b>Per Capita Debt Service . . . . .</b>	<b>\$1.07</b>
<b>Deferred Charges and Statutory Expenditures</b>	
Emergencies . . . . .	.....
Other deferred chgs. . . . .	.....
<b>Total . . . . .</b>	<b>.....</b>

<b>TOTAL—Municipal expenditures . . . . .</b>	<b>\$20,555.93</b>
<b>Required Payments for Local School, County, and Special District Taxes . . . . .</b>	<b>39,311.78</b>
<b>TOTAL EXPENDITURES AND REQUIRED PAYMENTS . . . . .</b>	<b>\$59,867.71</b>
Reserve for uncollected taxes . . . . .	\$10,943.19
<b>GRAND TOTAL—Budget . . . . .</b>	<b>\$70,810.90</b>

<b>RECEIPTS AND REVENUES REALIZED IN 1950 TO MEET EXPENDITURES AND REQUIRED PAYMENTS</b>	
Surplus revenue appropriated . . . . .	\$7,040.27
Miscellaneous revenues realized . . . . .	6,776.50
State aid revenues realized . . . . .	3,436.20
<b>Delinquent taxes including</b>	
liens—1950 collections . . . . .	5,612.90
Current taxes—1950 collections..	50,413.09
Emergency borrowings . . . . .	.....
<b>TOTAL RECEIPTS AND REVENUES REALIZED . . . . .</b>	<b>\$73,278.96</b>

<b>CAPITAL OUTLAY—1950</b>	
Beaches and boardwalks . . . . .	.....
Buildings and equipment . . . . .	\$2,500.00
Parks and playgrounds . . . . .	.....
Sewers . . . . .	.....
Streets, roads and bridges . . . . .	3,428.60
Water supply . . . . .	.....
Other . . . . .	.....

<b>Tax rate . . . . .</b>	<b>\$6.38</b>
Local school tax rate . . . . .	3.62
County tax rate . . . . .	1.07
Local purpose tax rate . . . . .	1.69

<b>TAXES</b>	
Local school tax . . . . .	\$30,345.10
County taxes . . . . .	8,966.68
Special district taxes . . . . .	.....
<b>Local purpose levy . . . . .</b>	<b>\$39,311.78</b>
<b>Total tax levy (tax duplicate) . . . . .</b>	<b>\$55,473.70</b>
<b>Per Capita Total Tax Levy . . . . .</b>	<b>\$37.97</b>

<b>Current</b>	
1950 taxes levied (total) . . . . .	\$55,473.70
Collected in 1950 . . . . .	50,413.09
Per cent of levy collected in 1950 . . . . .	90.87
Transferred to liens . . . . .	60.00
Cancelled, abated or adjusted . . . . .	82.92
Outstanding December 31, 1950 . . . . .	\$4,917.69

<b>All Prior Years Outstanding</b>	
Balance January 1, 1950 . . . . .	\$12,985.17
Collected in 1950 . . . . .	5,612.90
Balance December 31, 1950 . . . . .	\$7,309.31

<b>Tax Title Liens Outstanding</b>	
Balance January 1, 1950 . . . . .	\$1,002.76
Redeemed by cash . . . . .	.....
Balance December 31, 1950 . . . . .	\$1,062.76

<b>Property Acquired by Deed or Foreclosure</b>	
Balance January 1, 1950 . . . . .	.....
Sale for cash . . . . .	.....
Balance December 31, 1950 . . . . .	.....

**CAPITAL DEBT, DECEMBER 31, 1950**

<b>Gross Debt</b>	
School debt . . . . .	.....
Self-liquidating debt. . . . .	.....
Other capital debt . . . . .	\$6,579.00
<b>TOTAL GROSS DEBT . . . . .</b>	<b>\$6,579.00</b>
<b>Per Capita Gross Debt . . . . .</b>	<b>\$4.50</b>

<b>Deductions for</b>	
School debt . . . . .	.....
Self-liquidating debt. . . . .	.....
Other capital debt . . . . .	.....
<b>TOTAL DEDUCTIONS . . . . .</b>	<b>.....</b>
<b>NET DEBT . . . . .</b>	<b>\$6,579.00</b>

<b>Average Assessed Valuations</b>	
Real Property 1948-1949-1950..	\$737,807.00
Per Cent of Net Debt . . . . .	0.89

**CURRENT FINANCES DECEMBER 31, 1950**

Cash . . . . .	\$16,385.11
Taxes receivable . . . . .	12,227.00
Tax title liens . . . . .	1,062.76
Foreclosed property . . . . .	.....
Accounts receivable . . . . .	44.85
State road aid receivable . . . . .	9,100.00
Emergencies and deferred charges . . . . .	.....
<b>TOTAL ASSETS . . . . .</b>	<b>\$38,819.72</b>

Cash liabilities . . . . .	\$668.60
Reserves . . . . .	13,334.61
Surplus revenue . . . . .	24,816.51
<b>TOTAL LIABILITIES AND SURPLUS . . . . .</b>	<b>\$38,819.72</b>

**EL SINBORO TOWNSHIP—SALEM COUNTY**

Population Census, 1950—663      Land Area 13.04 sq. mi.      Net Valuation Taxable \$522,172  
 1940—663

<b>EXPENDITURES AND REQUIRED PAYMENTS FOR 1950</b>	
<b>General Government</b>	
Administrative and executive .....	\$1,650.00
Assessment and collection of taxes .....	650.00
Finance Department .....	120.00
<b>Protection to Persons &amp; Property</b>	
Fire .....	500.00
Police .....	.....
Other .....	.....
<b>Streets and Roads</b>	
Repairs and maintenance .....	5,000.00
Street lighting .....	786.00
<b>Sanitation</b>	
Street cleaning .....	.....
Garbage and ash removal .....	.....
Sewers .....	.....
<b>Health and Charities</b>	
Health service .....	225.00
Poor (including relief) .....	300.00
Hospitals (aid and maintenance) .....	100.00
Other .....	.....
<b>Recreation</b>	
Beaches and boardwalks .....	.....
Parks and playgrounds .....	.....
Other .....	.....
<b>Educational</b>	
(Exclusive of school districts) ..	.....
<b>Unclassified Purposes</b>	
(Including contingent) .....	100.00
<b>SUB-TOTAL—Municipal functions..</b>	<b>\$9,431.00</b>

<b>Tax rate .....</b>	<b>\$4.44</b>
Local school tax rate .....	3.08
County tax rate .....	1.07
Local purpose tax rate .....	0.29

**TAXES**

Local school tax ...	\$16,100.00	
County taxes .....	5,567.17	
Special district taxes .....	.....	
		<u>\$21,667.17</u>
Local purpose levy .....		1,409.93
		<u>\$23,077.10</u>

**Per Capita Total Tax Levy .....**      **\$34.81**

**Current**

1950 taxes levied (total) .....	\$23,077.10
Collected in 1950 .....	17,428.02
Per cent of levy collected in 1950 ...	75.52
Transferred to liens .....	.....
Cancelled, abated or adjusted .....	.....
Outstanding December 31, 1950 ..	<u>\$5,649.08</u>

**All Prior Years Outstanding**

Balance January 1, 1950 .....	\$7,994.34
Collected in 1950 .....	3,465.69
Balance December 31, 1950 .....	<u>\$4,528.65</u>

**Tax Title Liens Outstanding**

Balance January 1, 1950 .....	.....
Redeemed by cash .....	.....
Balance December 31, 1950 .....	<u>.....</u>

**Property Acquired by Deed or Foreclosure**

Balance January 1, 1950 .....	.....
Sale for cash .....	.....
Balance December 31, 1950 .....	<u>.....</u>

**CAPITAL DEBT, DECEMBER 31, 1950**

**Gross Debt**

School debt .....	\$65,000.00
Self-liquidating debt .....	.....
Other capital debt ..	.....
<b>TOTAL GROSS DEBT .....</b>	<b>\$65,000.00</b>

**Per Capita Gross Debt .....**      **\$98.04**

**Deductions for**

School debt .....	\$22,785.00
Self-liquidating debt ..	.....
Other capital debt ..	.....
<b>TOTAL DEDUCTIONS .....</b>	<b>22,785.00</b>

**NET DEBT .....**      **\$42,215.00**

**Average Assessed Valuations**

Real Property 1948-1949-1950..	\$379,751.00
<b>Per Cent of Net Debt .....</b>	<b>11.11</b>

**CURRENT FINANCES DECEMBER 31, 1950**

Cash .....	\$22,839.34
Taxes receivable .....	10,177.73
Tax title liens .....	.....
Foreclosed property .....	.....
Accounts receivable .....	96.60
State road aid receivable .....	5,110.76
Emergencies and deferred charges ..	.....
<b>TOTAL ASSETS .....</b>	<b>\$38,224.43</b>

Cash liabilities .....	\$2,723.41
Reserves .....	10,274.33
Surplus revenue .....	25,226.69
<b>TOTAL LIABILITIES AND SURPLUS .....</b>	<b>\$38,224.43</b>

<b>Per Capita—Municipal functions .....</b>	<b>\$14.22</b>
Capital imp'ts and capital imp't fund .....	\$3,400.00
<b>Debt Service</b>	
Principal payments ..	.....
Interest payments ..	.....
Total .....	.....
<b>Per Capita Debt Service .....</b>	
<b>Deferred Charges and Statutory Expenditures</b>	
Emergencies .....	.....
Other deferred chgs. ....	.....
Total .....	.....
<b>TOTAL—Municipal expenditures ..</b>	<b>\$12,831.00</b>

<b>Required Payments for Local School, County, and Special District Taxes .....</b>	<b>21,667.17</b>
-------------------------------------------------------------------------------------	------------------

**TOTAL EXPENDITURES AND REQUIRED PAYMENTS .....**      **\$34,498.17**

Reserve for uncollected taxes .....

**GRAND TOTAL—Budget .....**      **\$43,668.37**

**RECEIPTS AND REVENUES REALIZED IN 1950 TO MEET EXPENDITURES AND REQUIRED PAYMENTS**

Surplus revenue appropriated ..	\$9,598.27
Miscellaneous revenues realized ..	4,112.03
State aid revenues realized .....	7,793.00
<b>Delinquent taxes including</b>	
liens—1950 collections .....	3,465.69
current taxes—1950 collections..	17,428.02
Emergency borrowings .....	.....
<b>TOTAL RECEIPTS AND REVENUES REALIZED .....</b>	<b>\$42,397.01</b>

**CAPITAL OUTLAY—1950**

Beaches and boardwalks .....	.....
Buildings and equipment .....	.....
Parks and playgrounds .....	.....
Sewers .....	.....
Streets, roads and bridges .....	.....
Water supply .....	.....
Other .....	.....

## EMERSON BOROUGH—BERGEN COUNTY

Population Census, 1950—1,745  
1940—1,487

Land Area 2.35 sq. mi.

Net Valuation Taxable \$1,741,826

### EXPENDITURES AND REQUIRED PAYMENTS FOR 1950

<b>General Government</b>		
Administrative and executive .....	\$12,839.00	
Assessment and collection of taxes .....	5,405.00	
Finance Department .....	650.00	
<b>Protection to Persons &amp; Property</b>		
Fire .....	8,270.00	
Police .....	11,655.00	
Other .....		
<b>Streets and Roads</b>		
Repairs and maintenance .....	16,840.00	
Street lighting .....	4,500.00	
<b>Sanitation</b>		
Street cleaning .....		
Garbage and ash removal .....		
Sewers .....		
<b>Health and Charities</b>		
Health service .....	2,495.00	
Poor (including relief) .....	151.00	
Hospitals (aid and maintenance) .....		
Other .....		
<b>Recreation</b>		
Beaches and boardwalks .....		
Parks and playgrounds .....		
Other .....		
<b>Educational</b> (Exclusive of school districts) ..		
<b>Unclassified Purposes</b> (Including contingent) .....		1,800.00
<b>SUB-TOTAL—Municipal functions..</b>		<b>\$64,605.00</b>

<b>Per Capita—Municipal functions .....</b>		<b>\$37.02</b>
Capital imp'ts and capital imp't fund .....	\$500.00	
<b>Debt Service</b>		
Principal payments ..	\$7,000.00	
Interest payments ..	667.00	
Total .....	7,667.00	
<b>Per Capita Debt Service .....</b>		<b>\$4.39</b>
<b>Deferred Charges and Statutory Expenditures</b>		
Emergencies .....		
Other deferred chgs. .....	\$3,281.73	
Total .....	3,281.73	

<b>TOTAL—Municipal expenditures ..</b>	<b>\$76,053.73</b>	
<b>Required Payments for Local School, County, and Special District Taxes .....</b>		<b>71,778.42</b>

<b>TOTAL EXPENDITURES AND REQUIRED PAYMENTS .....</b>	<b>\$147,832.15</b>
Reserve for uncollected taxes .....	\$16,277.42
<b>GRAND TOTAL—Budget .....</b>	<b>\$164,109.57</b>

<b>RECEIPTS AND REVENUES REALIZED IN 1950 TO MEET EXPENDITURES AND REQUIRED PAYMENTS</b>	
Surplus revenue appropriated ..	\$18,000.00
Miscellaneous revenues realized. .	65,978.34
State aid revenues realized .....	2,628.61
<b>Delinquent taxes including</b>	
liens—1950 collections .....	10,736.55
Current taxes—1950 collections..	108,694.27
Emergency borrowings .....	
<b>TOTAL RECEIPTS AND REVENUES REALIZED .....</b>	<b>\$206,037.77</b>

### CAPITAL OUTLAY—1950

Beaches and boardwalks .....	
Buildings and equipment .....	
Parks and playgrounds .....	
Sewers .....	
Streets, roads and bridges .....	\$158.08
Water supply .....	
Other .....	

<b>Tax rate .....</b>	<b>\$6.66</b>
Local school tax rate .....	3.30
County tax rate .....	0.82
Local purpose tax rate ....	2.54

### TAXES

Local school tax ...	\$57,529.09	
County taxes .....	14,249.33	
Special district taxes .....		
Local purpose levy .....		\$44,220.15
<b>Total tax levy (tax duplicate) ..</b>		<b>\$115,998.57</b>

<b>Per Capita Total Tax Levy .....</b>	<b>\$66.47</b>
----------------------------------------	----------------

<b>Current</b>	
1950 taxes levied (total) .....	\$119,788.96
Collected in 1950 .....	108,694.27
Per cent of levy collected in 1950 ...	90.73
Transferred to liens .....	2,768.91
Cancelled, abated or adjusted .....	365.52
Outstanding December 31, 1950 ..	\$7,960.26

<b>All Prior Years Outstanding</b>	
Balance January 1, 1950 .....	\$9,072.23
Collected in 1950 .....	7,303.50
Balance December 31, 1950 .....	\$1,632.12

<b>Tax Title Liens Outstanding</b>	
Balance January 1, 1950 .....	\$51,362.93
Redeemed by cash .....	3,433.05
Balance December 31, 1950 .....	\$43,727.10

<b>Property Acquired by Deed or Foreclosure</b>	
Balance January 1, 1950 .....	\$47,735.00
Sale for cash .....	41,260.00
Balance December 31, 1950 .....	\$12,550.00

### CAPITAL DEBT, DECEMBER 31, 1950

<b>Gross Debt</b>	
School debt .....	\$61,000.00
Self-liquidating debt. .	
Other capital debt ..	39,618.00
<b>TOTAL GROSS DEBT .....</b>	<b>\$100,618.00</b>
<b>Per Capita Gross Debt .....</b>	<b>\$57.66</b>

<b>Deductions for</b>	
School debt .....	\$61,000.00
Self-liquidating debt. .	
Other capital debt ..	
<b>TOTAL DEDUCTIONS .....</b>	<b>61,000.00</b>
<b>NET DEBT .....</b>	<b>\$39,618.00</b>

<b>Average Assessed Valuations</b>	
Real Property 1948-1949-1950 ..	\$1,651,551.00
Per Cent of Net Debt .....	2.39

### CURRENT FINANCES DECEMBER 31, 1950

Cash .....	\$85,635.59
Taxes receivable .....	9,592.38
Tax title liens .....	43,727.10
Foreclosed property .....	12,550.00
Accounts receivable .....	694.67
State road aid receivable .....	1,074.94
Emergencies and deferred charges ..	1,500.00
<b>TOTAL ASSETS .....</b>	<b>\$154,774.68</b>

Cash liabilities .....	\$12,919.57
Reserves .....	66,564.15
Surplus revenue .....	75,290.96

<b>TOTAL LIABILITIES AND SURPLUS .....</b>	<b>\$154,774.68</b>
--------------------------------------------	---------------------

# ENGLEWOOD CITY—BERGEN COUNTY

Population Census, 1950—23,092      Land Area 4.9 sq. mi.      Net Valuation Taxable \$34,400,424  
 1940—18,966

<b>EXPENDITURES AND RE-REQUIRED PAYMENTS FOR 1950</b>	
<b>General Government</b>	
Administrative and executive . . . . .	\$80,887.75
Assessment and collection of taxes	34,159.29
Finance Department . . . . .	9,452.00
<b>Protection to Persons &amp; Property</b>	
Fire . . . . .	155,456.95
Police . . . . .	180,339.79
Other . . . . .	22,002.00
<b>Streets and Roads</b>	
Repairs and maintenance . . . . .	118,496.37
Street lighting . . . . .	33,958.45
<b>Sanitation</b>	
Street cleaning . . . . .	62,633.90
Garbage and ash removal . . . . .	130,325.98
Sewers . . . . .	8,005.00
<b>Health and Charities</b>	
Health service . . . . .	27,805.00
Poor (including relief) . . . . .	15,743.15
Hospitals (aid and maintenance) . . . . .	.....
Other . . . . .	.....
<b>Recreation</b>	
Beaches and boardwalks . . . . .	.....
Parks and playgrounds . . . . .	41,018.00
Other . . . . .	17,459.00
<b>Educational</b>	
(Exclusive of school districts) ..	34,031.00
<b>Unclassified Purposes</b>	
(Including contingent) . . . . .	47,158.00
<b>SUB-TOTAL—Municipal functions..</b>	<b>\$1,010,926.63</b>

<b>Per Capita—Municipal functions . . . . .</b>	<b>\$43.78</b>
Capital imp'ts and capital imp't fund	\$24,000.00
<b>Debt Service</b>	
Principal payments . . . . .	\$194,000.00
Interest payments . . . . .	82,699.75
Total . . . . .	276,699.75
<b>Per Capita Debt Service . . . . .</b>	<b>\$11.98</b>
<b>Deferred Charges and Statutory Expenditures</b>	
Emergencies . . . . .	\$49,000.00
Other deferred chgs. . . . .	56,267.96
Total . . . . .	105,267.96
<b>TOTAL—Municipal expenditures . . .</b>	<b>\$1,416,894.34</b>

<b>Required Payments for Local School, County, and Special District Taxes . . . . .</b>	<b>896,687.20</b>
-----------------------------------------------------------------------------------------	-------------------

<b>TOTAL EXPENDITURES AND REQUIRED PAYMENTS . . . . .</b>	<b>\$2,313,581.54</b>
Reserve for uncollected taxes . . . . .	\$159,948.05
<b>GRAND TOTAL—Budget . . . . .</b>	<b>\$2,473,529.59</b>

<b>RECEIPTS AND REVENUES REALIZED IN 1950 TO MEET EXPENDITURES AND RE-REQUIRED PAYMENTS</b>	
Surplus revenue appropriated . . . . .	\$200,000.00
Miscellaneous revenues realized . . . . .	350,930.68
State aid revenues realized . . . . .	15,168.00
Delinquent taxes including	
liens—1950 collections . . . . .	63,301.17
Current taxes—1950 collections..	1,872,311.82
Emergency borrowings . . . . .	.....
<b>TOTAL RECEIPTS AND REVENUES REALIZED . . . . .</b>	<b>\$2,501,711.67</b>

<b>CAPITAL OUTLAY—1950</b>	
Beaches and boardwalks . . . . .	.....
Buildings and equipment . . . . .	\$57,499.66
Parks and playgrounds . . . . .	12.29
Sewers . . . . .	3,624.80
Streets, roads and bridges . . . . .	2,014.96
Water supply . . . . .	.....
Other . . . . .	.....

<b>Tax rate . . . . .</b>	<b>\$5.64</b>
Local school tax rate . . . . .	1.83
County tax rate . . . . .	0.78
Local purpose tax rate . . . . .	3.03

<b>TAXES</b>	
Local school tax . . . . .	\$629,748.68
County taxes . . . . .	266,938.52
Special district taxes . . . . .	.....
Local purpose levy . . . . .	1,049,688.51
<b>Total tax levy (tax duplicate) ..</b>	<b>\$1,946,375.71</b>

<b>Per Capita Total Tax Levy . . . . .</b>	<b>\$84.29</b>
<b>Current</b>	
1950 taxes levied (total) . . . . .	\$1,983,155.73
Collected in 1950 . . . . .	1,872,311.82
Per cent of levy col-lected in 1950 . . . . .	94.41
Transferred to liens . . . . .	1,335.28
Cancelled, abated or adjusted . . . . .	18,243.27
Outstanding December 31, 1950 ..	\$91,265.36

<b>All Prior Years Outstanding</b>	
Balance January 1, 1950 . . . . .	74,203.99
Collected in 1950 . . . . .	62,615.61
Balance December 31, 1950 . . . . .	\$9,259.02

<b>Tax Title Liens Outstanding</b>	
Balance January 1, 1950 . . . . .	\$7,091.95
Redeemed by cash . . . . .	685.56
Balance December 31, 1950 . . . . .	\$7,798.19

<b>Property Acquired by Deed or Foreclosure</b>	
Balance January 1, 1950 . . . . .	\$429,670.00
Sale for cash . . . . .	44,755.62
Balance December 31, 1950 . . . . .	\$394,223.00

### CAPITAL DEBT, DECEMBER 31, 1950

<b>Gross Debt</b>	
School debt . . . . .	\$1,209,000.00
Self-liquidating debt. . . . .	606,561.00
Other capital debt . . . . .	1,052,000.00

<b>TOTAL GROSS DEBT . . . . .</b>	<b>\$2,867,561.00</b>
<b>Per Capita Gross Debt . . . . .</b>	<b>\$124.18</b>

<b>Deductions for</b>	
School debt . . . . .	\$1,209,000.00
Self-liquidating debt. . . . .	606,561.00
Other capital debt . . . . .	.....
<b>TOTAL DEDUCTIONS . . . . .</b>	<b>1,815,561.00</b>

<b>NET DEBT . . . . .</b>	<b>\$1,052,000.00</b>
---------------------------	-----------------------

<b>Average Assessed Valuations</b>	
Real Property 1948-1949-1950..	\$29,735,687.00
Per Cent of Net Debt . . . . .	3.53

### CURRENT FINANCES DECEMBER 31, 1950

Cash . . . . .	\$409,900.83
Taxes receivable . . . . .	100,524.38
Tax title liens . . . . .	7,798.19
Foreclosed property . . . . .	394,223.00
Accounts receivable . . . . .	1,064.80
State road aid receivable . . . . .	.....
Emergencies and deferred charges ..	.....
<b>TOTAL ASSETS . . . . .</b>	<b>\$913,511.20</b>

Cash liabilities . . . . .	\$86,803.90
Reserves . . . . .	503,610.37
Surplus revenue . . . . .	323,096.93

<b>TOTAL LIABILITIES AND SURPLUS . . . . .</b>	<b>\$913,511.20</b>
------------------------------------------------	---------------------

**ENGLEWOOD CLIFFS BOROUGH—BERGEN COUNTY**

Population Census, 1950—967  
1940—888

Land Area 1.8 sq. mi.

Net Valuation Taxable \$2,556,537

<b>EXPENDITURES AND REQUIRED PAYMENTS FOR 1950</b>	
<b>General Government</b>	
Administrative and executive .....	\$6,700.00
Assessment and collection of taxes .....	3,400.00
Finance Department .....	900.00
<b>Protection to Persons &amp; Property</b>	
Fire .....	5,975.00
Police .....	11,050.00
Other .....	.....
<b>Streets and Roads</b>	
Repairs and maintenance .....	3,986.20
Street lighting .....	2,438.80
<b>Sanitation</b>	
Street cleaning .....	.....
Garbage and ash removal .....	2,700.00
Sewers .....	4,475.00
<b>Health and Charities</b>	
Health service .....	775.00
Poor (including relief) .....	150.00
Hospitals (aid and maintenance) .....	.....
Other .....	.....
<b>Recreation</b>	
Beaches and boardwalks .....	.....
Parks and playgrounds .....	.....
Other .....	.....
<b>Educational</b> (Exclusive of school districts) ..	
.....	.....
<b>Unclassified Purposes</b> (Including contingent) .....	
.....	150.00
<b>SUB-TOTAL—Municipal functions..</b>	<b>\$42,700.00</b>

<b>Per Capita—Municipal functions .....</b>	<b>\$44.16</b>
Capital imp'ts and capital imp't fund .....	\$5,000.00
<b>Debt Service</b>	
Principal payments ..	\$17,403.75
Interest payments ..	.....
<b>Total .....</b>	<b>17,403.75</b>
<b>Per Capita Debt Service .....</b>	
.....	<b>\$18.00</b>
<b>Deferred Charges and Statutory Expenditures</b>	
Emergencies .....	.....
Other deferred chgs. ....	\$3,512.00
<b>Total .....</b>	<b>3,512.00</b>

<b>TOTAL—Municipal expenditures ...</b>	<b>\$68,615.75</b>
<b>Required Payments for Local School, County, and Special District Taxes .....</b>	
.....	52,953.37
<b>TOTAL EXPENDITURES AND REQUIRED PAYMENTS .....</b>	<b>\$121,569.12</b>
Reserve for uncollected taxes .....	\$24,052.86
<b>GRAND TOTAL—Budget .....</b>	<b>\$145,621.98</b>

<b>RECEIPTS AND REVENUES REALIZED IN 1950 TO MEET EXPENDITURES AND REQUIRED PAYMENTS</b>	
Surplus revenue appropriated ..	\$26,000.00
Miscellaneous revenues realized ..	27,814.43
State aid revenues realized .....	1,849.71
<b>Delinquent taxes including</b>	
liens—1950 collections .....	10,284.14
Current taxes—1950 collections ..	86,354.83
Emergency borrowings .....	.....
<b>TOTAL RECEIPTS AND REVENUES REALIZED .....</b>	<b>\$152,303.11</b>

<b>CAPITAL OUTLAY—1950</b>	
Beaches and boardwalks .....	.....
Buildings and equipment .....	.....
Parks and playgrounds .....	.....
Sewers .....	.....
Streets, roads and bridges .....	.....
Water supply .....	.....
Other .....	.....

<b>Tax rate .....</b>	<b>\$3.92</b>
Local school tax rate .....	1.25
County tax rate .....	0.82
Local purpose tax rate ....	1.85

<b>TAXES</b>	
Local school tax ...	\$32,043.65
County taxes .....	20,909.72
Special district taxes .....	.....
<b>Local purpose levy .....</b>	<b>\$52,953.37</b>
.....	47,176.61
<b>Total tax levy (tax duplicate) ..</b>	<b>\$100,129.98</b>
<b>Per Capita Total Tax Levy .....</b>	
.....	<b>\$103.55</b>

<b>Current</b>	
1950 taxes levied (total) .....	\$100,681.19
Collected in 1950 .....	86,354.83
Per cent of levy collected in 1950 ...	85.77
Transferred to liens .....	5,404.37
Cancelled, abated or adjusted ...	183.46
Outstanding December 31, 1950 ...	\$8,738.53
<b>All Prior Years Outstanding</b>	
Balance January 1, 1950 .....	\$9,171.82
Collected in 1950 .....	8,510.65
Balance December 31, 1950 .....	\$137.80

<b>Tax Title Liens Outstanding</b>	
Balance January 1, 1950 .....	\$61,562.17
Redeemed by cash .....	1,773.49
Balance December 31, 1950 .....	\$65,588.57
<b>Property Acquired by Deed or Foreclosure</b>	
Balance January 1, 1950 .....	\$26,531.00
Sale for cash .....	1,400.00
Balance December 31, 1950 .....	\$23,960.00

<b>CAPITAL DEBT, DECEMBER 31, 1950</b>	
<b>Gross Debt</b>	
School debt .....	.....
Self-liquidating debt. ....	.....
Other capital debt ..	.....
<b>TOTAL GROSS DEBT .....</b>	<b>.....</b>
<b>Per Capita Gross Debt .....</b>	
.....	.....
<b>Deductions for</b>	
School debt .....	.....
Self-liquidating debt. ....	.....
Other capital debt ..	.....
<b>TOTAL DEDUCTIONS .....</b>	<b>.....</b>
<b>NET DEBT .....</b>	<b>.....</b>
<b>Average Assessed Valuations</b>	
Real Property 1948-1949-1950..	\$2,239,768.00
Per Cent of Net Debt .....	.....

<b>CURRENT FINANCES DECEMBER 31, 1950</b>	
Cash .....	\$80,694.11
Taxes receivable .....	8,876.33
Tax title liens .....	65,588.57
Foreclosed property .....	23,960.00
Accounts receivable .....	165.88
State road aid receivable .....	.....
Emergencies and deferred charges ..	.....
<b>TOTAL ASSETS .....</b>	<b>\$179,284.89</b>
Cash liabilities .....	\$5,804.98
Reserves .....	98,590.78
Surplus revenue .....	74,889.13
<b>TOTAL LIABILITIES AND SURPLUS .....</b>	<b>\$179,284.89</b>

\* Includes \$16,050.00 school emergency of 1950.

# ENGLISHTOWN BOROUGH—MONMOUTH COUNTY

Population Census, 1950—1,005  
1940—815

Land Area 0.6 sq. mi.

Net Valuation Taxable \$491,775

## EXPENDITURES AND REQUIRED PAYMENTS FOR 1950

<b>General Government</b>	
Administrative and executive .....	\$5,700.00
Assessment and collection of taxes .....	1,400.00
Finance Department .....	.....
<b>Protection to Persons &amp; Property</b>	
Fire .....	1,200.00
Police .....	3,575.00
Other .....	.....
<b>Streets and Roads</b>	
Repairs and maintenance .....	4,925.00
Street lighting .....	1,500.00
<b>Sanitation</b>	
Street cleaning .....	.....
Garbage and ash removal .....	1,725.00
Sewers .....	.....
<b>Health and Charities</b>	
Health service .....	120.00
Poor (including relief) .....	400.00
Hospitals (aid and maintenance) .....	.....
Other .....	.....
<b>Recreation</b>	
Beaches and boardwalks .....	.....
Parks and playgrounds .....	.....
Other .....	.....
<b>Educational</b>	
(Exclusive of school districts) ..	.....
<b>Unclassified Purposes</b>	
(Including contingent) .....	200.00
<b>SUB-TOTAL—Municipal functions..</b>	<b>\$20,745.00</b>

<b>Per Capita—Municipal functions .....</b>	<b>\$20.64</b>
Capital imp'ts and capital imp't fund .....	\$9,700.00
<b>Debt Service</b>	
Principal payments ..	.....
Interest payments ..	.....
Total .....	.....

<b>Per Capita Debt Service .....</b>	
<b>Deferred Charges and Statutory Expenditures</b>	
Emergencies .....	.....
Other deferred chgs. ....	.....
Total .....	.....

**TOTAL—Municipal expenditures ...** **\$30,445.00**

**Required Payments for Local School, County, and Special District Taxes .....** **23,474.30**

**TOTAL EXPENDITURES AND REQUIRED PAYMENTS .....** **\$53,919.30**

Reserve for uncollected taxes .....

**GRAND TOTAL—Budget .....** **\$66,085.79**

## RECEIPTS AND REVENUES REALIZED IN 1950 TO MEET EXPENDITURES AND REQUIRED PAYMENTS

Surplus revenue appropriated ..	\$13,500.00
Miscellaneous revenues realized ..	5,330.59
State aid revenues realized .....	1,770.40
<b>Delinquent taxes including</b>	
liens—1950 collections .....	7,527.26
current taxes—1950 collections..	32,950.96
Emergency borrowings .....	.....
<b>TOTAL RECEIPTS AND REVENUES REALIZED .....</b>	<b>\$61,079.21</b>

## CAPITAL OUTLAY—1950

Beaches and boardwalks .....	.....
Buildings and equipment .....	.....
Parks and playgrounds .....	.....
Sewers .....	.....
Streets, roads and bridges .....	\$19,425.96
Water supply .....	.....
Other .....	.....

<b>Tax rate .....</b>	<b>\$8.09</b>
Local school tax rate .....	3.26
County tax rate .....	1.52
Local purpose tax rate .....	3.31

## TAXES

Local school tax ...	\$16,019.59	
County taxes .....	7,454.71	
Special district taxes .....	.....	
Local purpose levy .....	.....	\$23,474.30
		16,670.48
<b>Total tax levy (tax duplicate) ..</b>		<b>\$40,144.78</b>

**Per Capita Total Tax Levy .....** **\$39.95**

## Current

1950 taxes levied (total) .....	\$40,354.99
Collected in 1950 .....	32,950.96
Per cent of levy collected in 1950 ...	81.65
Transferred to liens .....	.....
Cancelled, abated or adjusted .....	.....
Outstanding December 31, 1950 ..	\$7,404.03

## All Prior Years Outstanding

Balance January 1, 1950 .....	\$10,593.15
Collected in 1950 .....	7,527.26
Balance December 31, 1950 .....	\$3,065.89

## Tax Title Liens Outstanding

Balance January 1, 1950 .....	\$367.63
Redeemed by cash .....	.....
Balance December 31, 1950 .....	\$367.63

## Property Acquired by Deed or Foreclosure

Balance January 1, 1950 .....	.....
Sale for cash .....	.....
Balance December 31, 1950 .....	.....

## CAPITAL DEBT, DECEMBER 31, 1950

<b>Gross Debt</b>	
School debt .....	\$2,052.00
Self-liquidating debt. ....	15,800.00
Other capital debt ..	.....
<b>TOTAL GROSS DEBT .....</b>	<b>\$17,852.00</b>
<b>Per Capita Gross Debt .....</b>	<b>\$17.76</b>

## Deductions for

School debt .....	\$2,052.00
Self-liquidating debt. ....	.....
Other capital debt ..	.....
<b>TOTAL DEDUCTIONS .....</b>	<b>2,052.00</b>
<b>NET DEBT .....</b>	<b>\$15,800.00</b>

## Average Assessed Valuations

Real Property 1948-1949-1950..	\$434,450.00
<b>Per Cent of Net Debt .....</b>	<b>3.63</b>

## CURRENT FINANCES DECEMBER 31, 1950

Cash .....	\$38,108.30
Taxes receivable .....	10,469.92
Tax title liens .....	367.63
Foreclosed property .....	.....
Accounts receivable .....	358.83
State road aid receivable .....	5,500.00
Emergencies and deferred charges ..	.....
<b>TOTAL ASSETS .....</b>	<b>\$54,804.68</b>

Cash liabilities .....	\$16,599.56
Reserves .....	11,196.38
Surplus revenue .....	27,008.74
<b>TOTAL LIABILITIES AND SURPLUS .....</b>	<b>\$54,804.68</b>

## ESSEX FELLS BOROUGH—ESSEX COUNTY

Population Census, 1950—1,604      Land Area 1.3 sq. mi.      Net Valuation Taxable \$5,080,448  
 1940—1,466

### EXPENDITURES AND REQUIRED PAYMENTS FOR 1950

<b>General Government</b>	
Administrative and executive .....	\$10,974.99
Assessment and collection of taxes	2,503.25
Finance Department .....	.....
<b>Protection to Persons &amp; Property</b>	
Fire .....	4,715.49
Police .....	32,181.23
Other .....	1,280.56
<b>Streets and Roads</b>	
Repairs and maintenance .....	13,427.20
Street lighting .....	3,552.81
<b>Sanitation</b>	
Street cleaning .....	.....
Garbage and ash removal .....	.....
Sewers .....	9,511.06
<b>Health and Charities</b>	
Health service .....	1,095.82
Poor (including relief) .....	.....
Hospitals (aid and maintenance) ..	.....
Other .....	.....
<b>Recreation</b>	
Beaches and boardwalks .....	.....
Parks and playgrounds .....	1,424.12
Other .....	.....
<b>Educational</b>	
(Exclusive of school districts) ..	.....
<b>Unclassified Purposes</b>	
(Including contingent) .....	434.63
<b>SUB-TOTAL—Municipal functions..</b>	<b>\$81,101.16</b>

<b>Per Capita—Municipal functions .....</b>	<b>\$50.56</b>
Capital imp'ts and capital imp't fund	\$11,867.78
<b>Debt Service</b>	
Principal payments ..	\$9,625.00
Interest payments ..	2,688.32
<b>Total .....</b>	<b>12,313.32</b>
<b>Per Capita Debt Service .....</b>	<b>\$7.68</b>
<b>Deferred Charges and Statutory Expenditures</b>	
Emergencies .....	.....
Other deferred chgs. ..	\$9,732.25
<b>Total .....</b>	<b>9,732.25</b>

**TOTAL—Municipal expenditures ..**      **\$115,014.51**

**Required Payments for Local School, County, and Special District Taxes .....**      **128,663.21**

**TOTAL EXPENDITURES AND REQUIRED PAYMENTS .....**      **\$243,677.72**

Reserve for uncollected taxes .....

**GRAND TOTAL—Budget .....**      **\$262,464.25**

### RECEIPTS AND REVENUES REALIZED IN 1950 TO MEET EXPENDITURES AND REQUIRED PAYMENTS

Surplus revenue appropriated ..	\$32,000.00
Miscellaneous revenues realized.	52,819.59
State aid revenues realized .....	6,181.00
Delinquent taxes including	.....
liens—1950 collections .....	2,303.18
Current taxes—1950 collections..	186,620.73
Emergency borrowings .....	.....
<b>TOTAL RECEIPTS AND REVENUES REALIZED .....</b>	<b>\$279,924.50</b>

### CAPITAL OUTLAY—1950

Beaches and boardwalks .....	.....
Buildings and equipment .....	\$2,753.75
Parks and playgrounds .....	.....
Sewers .....	407.80
Streets, roads and bridges .....	.....
Water supply .....	4,051.63
Other .....	.....

<b>Tax rate .....</b>	<b>\$3.70</b>
Local school tax rate .....	1.61
County tax rate .....	0.92
Local purpose tax rate .....	1.17

### TAXES

Local school tax ...	\$81,576.63	
County taxes .....	47,086.58	
Special district taxes .....	.....	
<b>Local purpose levy .....</b>	<b>58,807.23</b>	
<b>Total tax levy (tax duplicate) ..</b>	<b>\$187,470.44</b>	
<b>Per Capita Total Tax Levy .....</b>	<b>\$116.88</b>	

<b>Current</b>	
1950 taxes levied (total) .....	\$189,487.07
Collected in 1950 .....	186,620.73
Per cent of levy collected in 1950 ..	98.48
Transferred to liens .....	3.70
Cancelled, abated or adjusted .....	118.40
Outstanding December 31, 1950 ..	\$2,744.24

<b>All Prior Years Outstanding</b>	
Balance January 1, 1950 .....	\$2,387.83
Collected in 1950 .....	2,303.18
Balance December 31, 1950 .....	\$22.08

<b>Tax Title Liens Outstanding</b>	
Balance January 1, 1950 .....	\$144.44
Redeemed by cash .....	.....
Balance December 31, 1950 .....	\$148.14

<b>Property Acquired by Deed or Foreclosure</b>	
Balance January 1, 1950 .....	\$71,100.00
Sale for cash .....	.....
Balance December 31, 1950 .....	\$71,100.00

### CAPITAL DEBT, DECEMBER 31, 1950

<b>Gross Debt</b>	
School debt .....	.....
Self-liquidating debt.      \$148,352.00	
Other capital debt ..	83,077.00

**TOTAL GROSS DEBT .....**      **\$231,429.00**

**Per Capita Gross Debt .....**      **\$144.28**

<b>Deductions for</b>	
School debt .....	.....
Self-liquidating debt.      \$148,352.00	
Other capital debt ..	294.00

**TOTAL DEDUCTIONS .....**      **148,646.00**

**NET DEBT .....**      **\$82,783.00**

<b>Average Assessed Valuations</b>	
Real Property 1948-1949-1950..	\$4,653,731.00
Per Cent of Net Debt .....	1.77

### CURRENT FINANCES DECEMBER 31, 1950

Cash .....	\$120,324.14
Taxes receivable .....	2,766.32
Tax title liens .....	148.14
Foreclosed property .....	71,100.00
Accounts receivable .....	329.22
State road aid receivable .....	12,362.00
Emergencies and deferred charges ..	.....
<b>TOTAL ASSETS .....</b>	<b>\$207,029.82</b>

Cash liabilities .....	\$59,697.98
Reserves .....	74,343.68
Surplus revenue .....	72,988.16

**TOTAL LIABILITIES AND SURPLUS .....**      **\$207,029.82**

# ESTELL MANOR CITY—ATLANTIC COUNTY

Population Census, 1950—384                      Land Area 53.12 sq. mi.                      Net Valuation Taxable \$158,867  
 1940—406

## EXPENDITURES AND REQUIRED PAYMENTS FOR 1950

<b>General Government</b>	
Administrative and executive .....	\$1,492.45
Assessment and collection of taxes	2,342.55
Finance Department .....	125.00
<b>Protection to Persons &amp; Property</b>	
Fire .....	100.00
Police .....	.....
Other .....	.....
<b>Streets and Roads</b>	
Repairs and maintenance .....	5,350.00
Street lighting .....	.....
<b>Sanitation</b>	
Street cleaning .....	.....
Garbage and ash removal .....	.....
Sewers .....	.....
<b>Health and Charities</b>	
Health service .....	55.00
Poor (including relief) .....	340.00
Hospitals (aid and maintenance) ..	.....
Other .....	.....
<b>Recreation</b>	
Beaches and boardwalks .....	.....
Parks and playgrounds .....	.....
Other .....	.....
<b>Educational</b>	
(Exclusive of school districts) ..	.....
<b>Unclassified Purposes</b>	
(Including contingent) .....	100.00
<b>SUB-TOTAL—Municipal functions..</b>	<b>\$9,905.00</b>

<b>Per Capita—Municipal functions .....</b>	<b>\$25.79</b>
Capital imp'ts and capital imp't fund	\$3,180.00
<b>Debt Service</b>	
Principal payments ..	.....
Interest payments ..	.....
<b>Total .....</b>	<b>.....</b>

<b>Per Capita Debt Service .....</b>	
<b>Deferred Charges and Statutory Expenditures</b>	
Emergencies .....	.....
Other deferred chgs. .....	\$313.82
<b>Total .....</b>	<b>313.82</b>
<b>TOTAL—Municipal expenditures ...</b>	<b>\$13,398.82</b>

<b>Required Payments for Local School, County, and Special District Taxes .....</b>	<b>9,256.59</b>
-------------------------------------------------------------------------------------	-----------------

<b>TOTAL EXPENDITURES AND REQUIRED PAYMENTS .....</b>	<b>\$22,655.41</b>
-------------------------------------------------------	--------------------

Reserve for uncollected taxes .....	\$2,698.09
-------------------------------------	------------

<b>GRAND TOTAL—Budget .....</b>	<b>\$25,353.50</b>
---------------------------------	--------------------

## RECEIPTS AND REVENUES REALIZED IN 1950 TO MEET EXPENDITURES AND REQUIRED PAYMENTS

Surplus revenue appropriated ..	\$6,000.00
Miscellaneous revenues realized ..	5,247.51
State aid revenues realized .....	2,862.00
<b>Delinquent taxes including</b>	
Liens—1950 collections .....	1,946.23
Current taxes—1950 collections..	9,169.13
Emergency borrowings .....	.....
<b>TOTAL RECEIPTS AND REVENUES REALIZED .....</b>	<b>\$25,224.87</b>

### CAPITAL OUTLAY—1950

Beaches and boardwalks .....	.....
Buildings and equipment .....	.....
Parks and playgrounds .....	.....
Sewers .....	.....
Streets, roads and bridges .....	.....
Water supply .....	.....
Other .....	.....

<b>Tax rate .....</b>	<b>\$8.15</b>
Local school tax rate .....	4.41
County tax rate .....	1.42
Local purpose tax rate .....	2.32

### TAXES

Local school tax ...	\$7,000.00
County taxes .....	2,256.59
Special district taxes .....	.....
<b>Local purpose levy .....</b>	<b>\$9,256.59</b>
<b>.....</b>	<b>3,684.91</b>
<b>Total tax levy (tax duplicate) ..</b>	<b>\$12,941.50</b>

<b>Per Capita Total Tax Levy .....</b>	<b>\$33.70</b>
----------------------------------------	----------------

<b>Current</b>	
1950 taxes levied (total) .....	\$12,920.01
Collected in 1950 .....	9,169.13
Per cent of levy collected in 1950 ...	70.96
Transferred to liens .....	779.69
Cancelled, abated or adjusted .....	227.74
Outstanding December 31, 1950 ..	\$2,743.45

<b>All Prior Years Outstanding</b>	
Balance January 1, 1950 .....	\$2,541.15
Collected in 1950 .....	1,595.47
Balance December 31, 1950 .....	\$747.14

<b>Tax Title Liens Outstanding</b>	
Balance January 1, 1950 .....	\$36,916.34
Redeemed by cash .....	350.76
Balance December 31, 1950 .....	\$37,479.51

<b>Property Acquired by Deed or Foreclosure</b>	
Balance January 1, 1950 .....	\$10.00
Sale for cash .....	.....
Balance December 31, 1950 .....	\$10.00

### CAPITAL DEBT, DECEMBER 31, 1950

<b>Gross Debt</b>	
School debt .....	.....
Self-liquidating debt. ....	.....
Other capital debt ..	.....

<b>TOTAL GROSS DEBT .....</b>	<b>.....</b>
<b>Per Capita Gross Debt .....</b>	<b>.....</b>

<b>Deductions for</b>	
School debt .....	.....
Self-liquidating debt. ....	.....
Other capital debt ..	.....

<b>TOTAL DEDUCTIONS .....</b>	<b>.....</b>
-------------------------------	--------------

<b>NET DEBT .....</b>	<b>.....</b>
-----------------------	--------------

<b>Average Assessed Valuations</b>	
Real Property 1948-1949-1950..	\$136,228.00
<b>Per Cent of Net Debt .....</b>	<b>.....</b>

### CURRENT FINANCES DECEMBER 31, 1950

Cash .....	\$48,699.01
Taxes receivable .....	3,490.59
Tax title liens .....	37,479.51
Foreclosed property .....	10.00
Accounts receivable .....	34.39
State road aid receivable .....	2.79
Emergencies and deferred charges ..	.....
<b>TOTAL ASSETS .....</b>	<b>\$89,716.29</b>

Cash liabilities .....	\$6,941.37
Reserves .....	41,014.49
Surplus revenue .....	41,760.43

<b>TOTAL LIABILITIES AND SURPLUS .....</b>	<b>\$89,716.29</b>
--------------------------------------------	--------------------

**EVESHAM TOWNSHIP—BURLINGTON COUNTY**

Population Census, 1950—2,132  
1940—1,655

Land Area 29.65 sq. mi.

Net Valuation Taxable \$1,052,767

**EXPENDITURES AND REQUIRED PAYMENTS FOR 1950**

<b>General Government</b>	
Administrative and executive . . . . .	\$3,665.00
Assessment and collection of taxes . . . . .	4,025.00
Finance Department . . . . .	200.00
<b>Protection to Persons &amp; Property</b>	
Fire . . . . .	1,000.00
Police . . . . .	900.00
Other . . . . .	.....
<b>Streets and Roads</b>	
Repairs and maintenance . . . . .	16,350.00
Street lighting . . . . .	3,000.00
<b>Sanitation</b>	
Street cleaning . . . . .	.....
Garbage and ash removal . . . . .	50.00
Sewers . . . . .	.....
<b>Health and Charities</b>	
Health service . . . . .	400.00
Poor (including relief) . . . . .	1,325.00
Hospitals (aid and maintenance) . . . . .	.....
Other . . . . .	.....
<b>Recreation</b>	
Beaches and boardwalks . . . . .	.....
Parks and playgrounds . . . . .	.....
Other . . . . .	.....
<b>Educational</b>	
(Exclusive of school districts) . . . . .	.....
<b>Unclassified Purposes</b>	
(Including contingent) . . . . .	50.00
<b>SUB-TOTAL—Municipal functions..</b>	<b>\$30,965.00</b>

<b>Per Capita—Municipal functions . . . . .</b>	<b>\$14.52</b>
Capital imp'ts and capital imp't fund	\$1,000.00
<b>Debt Service</b>	
Principal payments . . . . .	.....
Interest payments . . . . .	.....
Total . . . . .	.....

<b>Per Capita Debt Service</b>	
Deferred Charges and Statutory Expenditures	.....
Emergencies . . . . .	.....
Other deferred chgs. . . . .	.....
Total . . . . .	.....

**TOTAL—Municipal expenditures . . . . . \$31,965.00**

<b>Required Payments for Local School, County, and Special District Taxes . . . . .</b>	<b>55,232.56</b>
-----------------------------------------------------------------------------------------	------------------

**TOTAL EXPENDITURES AND REQUIRED PAYMENTS . . . . . \$87,197.56**

Reserve for uncollected taxes . . . . . \$19,200.00

**GRAND TOTAL—Budget . . . . . \$106,397.56**

**RECEIPTS AND REVENUES REALIZED IN 1950 TO MEET EXPENDITURES AND REQUIRED PAYMENTS**

Surplus revenue appropriated . . . . .	\$15,000.00
Miscellaneous revenues realized . . . . .	18,554.74
State aid revenues realized . . . . .	6,566.80
Delinquent taxes including liens—1950 collections . . . . .	13,207.11
Current taxes—1950 collections..	47,928.69
Emergency borrowings . . . . .	.....

**TOTAL RECEIPTS AND REVENUES REALIZED . . . . . \$101,257.34**

**CAPITAL OUTLAY—1950**

Beaches and boardwalks . . . . .	.....
Buildings and equipment . . . . .	.....
Parks and playgrounds . . . . .	.....
Sewers . . . . .	.....
Streets, roads and bridges . . . . .	.....
Water supply . . . . .	.....
Other . . . . .	.....

<b>Tax rate . . . . .</b>	<b>\$5.76</b>
Local school tax rate . . . . .	3.23
County tax rate . . . . .	1.95
Local purpose tax rate . . . . .	0.58

**TAXES**

Local school tax . . . . .	\$34,028.00
County taxes . . . . .	20,577.06
Special district taxes . . . . .	627.50

Local purpose levy . . . . .	\$55,232.56
	6,265.00

**Total tax levy (tax duplicate) .. \$61,497.56**

**Per Capita Total Tax Levy . . . . . \$28.85**

**Current**

1950 taxes levied (total) . . . . .	\$62,101.61
Collected in 1950 . . . . .	47,928.69
Per cent of levy collected in 1950 . . . . .	77.18
Transferred to liens . . . . .	1,245.16
Cancelled, abated or adjusted . . . . .	222.91
Outstanding December 31, 1950 . . . . .	\$12,704.85

**All Prior Years Outstanding**

Balance January 1, 1950 . . . . .	\$27,631.03
Collected in 1950 . . . . .	13,011.14
Balance December 31, 1950 . . . . .	\$14,619.89

**Tax Title Liens Outstanding**

Balance January 1, 1950 . . . . .	\$22,726.02
Redeemed by cash . . . . .	195.97
Balance December 31, 1950 . . . . .	\$23,775.21

**Property Acquired by Deed or Foreclosure**

Balance January 1, 1950 . . . . .	.....
Sale for cash . . . . .	.....
Balance December 31, 1950 . . . . .	.....

**CAPITAL DEBT, DECEMBER 31, 1950**

<b>Gross Debt</b>	
School debt . . . . .	.....
Self-liquidating debt. . . . .	.....
Other capital debt . . . . .	.....

**TOTAL GROSS DEBT . . . . .**

**Per Capita Gross Debt . . . . .**

**Deductions for**

School debt . . . . .	.....
Self-liquidating debt. . . . .	.....
Other capital debt . . . . .	.....

**TOTAL DEDUCTIONS . . . . .**

**NET DEBT . . . . .**

**Average Assessed Valuations**

Real Property 1948-1949-1950.. \$919,751.00

Per Cent of Net Debt . . . . .

**CURRENT FINANCES DECEMBER 31, 1950**

Cash . . . . .	\$59,038.63
Taxes receivable . . . . .	27,324.74
Tax title liens . . . . .	23,775.21
Foreclosed property . . . . .	.....
Accounts receivable . . . . .	439.75
State road aid receivable . . . . .	.....
Emergencies and deferred charges . . . . .	.....

**TOTAL ASSETS . . . . . \$110,578.33**

Cash liabilities . . . . .	\$11,071.51
Reserves . . . . .	51,539.70
Surplus revenue . . . . .	47,967.12

**TOTAL LIABILITIES AND SURPLUS . . . . . \$110,578.33**

# EWING TOWNSHIP—MERCER COUNTY

Population Census, 1950—16,784  
1940—10,146

Land Area 15.13 sq. mi.

Net Valuation Taxable \$17,676,558

## EXPENDITURES AND REQUIRED PAYMENTS FOR 1950

<b>General Government</b>	
Administrative and executive .....	\$22,669.86
Assessment and collection of taxes .....	21,074.49
Finance Department .....	3,360.54
<b>Protection to Persons &amp; Property</b>	
Fire .....	8,126.35
Police .....	44,752.56
Other .....	.....
<b>Streets and Roads</b>	
Repairs and maintenance .....	77,399.98
Street lighting .....	16,450.00
<b>Sanitation</b>	
Street cleaning .....	.....
Garbage and ash removal .....	33,581.05
Sewers .....	17,030.70
<b>Health and Charities</b>	
Health service .....	5,662.85
Poor (including relief) .....	14,134.80
Hospitals (aid and maintenance) .....	.....
Other .....	.....
<b>Recreation</b>	
Beaches and boardwalks .....	.....
Parks and playgrounds .....	.....
Other .....	.....
<b>Educational</b>	
(Exclusive of school districts) ..	.....
<b>Unclassified Purposes</b>	
(Including contingent) .....	550.00
<b>SUB-TOTAL—Municipal functions..</b>	<b>\$264,793.18</b>

<b>Per Capita—Municipal functions .....</b>	<b>\$15.78</b>
Capital imp'ts and capital imp't fund .....	\$11,000.00
<b>Debt Service</b>	
Principal payments ..	\$57,000.00
Interest payments ..	13,764.00
Total .....	70,764.00
<b>Per Capita Debt Service .....</b>	
<b>Deferred Charges and Statutory Expenditures</b>	<b>\$4.22</b>
Emergencies .....	\$44,700.00
Other deferred chgs. ..	24,695.63
Total .....	69,395.63

<b>TOTAL—Municipal expenditures ...</b>	<b>\$415,952.81</b>
<b>Required Payments for Local School, County, and Special District Taxes .....</b>	<b>640,284.40</b>

<b>TOTAL EXPENDITURES AND REQUIRED PAYMENTS .....</b>	<b>\$1,056,237.21</b>
Reserve for uncollected taxes .....	\$82,445.52
<b>GRAND TOTAL—Budget .....</b>	<b>\$1,138,682.73</b>

## RECEIPTS AND REVENUES REALIZED IN 1950 TO MEET EXPENDITURES AND REQUIRED PAYMENTS

Surplus revenue appropriated ..	\$39,877.42
Miscellaneous revenues realized. ..	165,134.77
State aid revenues realized .....	26,337.32
<b>Delinquent taxes including</b>	
liens—1950 collections .....	79,744.34
Current taxes—1950 collections..	761,112.73
Emergency borrowings .....	.....
<b>TOTAL RECEIPTS AND REVENUES REALIZED .....</b>	<b>\$1,072,206.58</b>

### CAPITAL OUTLAY—1950

Beaches and boardwalks .....	.....
Buildings and equipment .....	.....
Parks and playgrounds .....	.....
Sewers .....	.....
Streets, roads and bridges .....	.....
Water supply .....	.....
Other .....	.....

<b>Tax rate .....</b>	<b>\$4.51</b>
Local school tax rate .....	2.38
County tax rate .....	1.11
Local purpose tax rate .....	1.02

### TAXES

Local school tax ...	\$445,301.33
County taxes .....	194,983.07
Special district taxes .....	.....
Local purpose levy .....	\$640,284.40
.....	156,928.37
<b>Total tax levy (tax duplicate) ..</b>	<b>\$797,212.77</b>

<b>Per Capita Total Tax Levy .....</b>	<b>\$47.50</b>
----------------------------------------	----------------

### Current

1950 taxes levied (total) .....	\$816,662.45
Collected in 1950 .....	761,112.73
Per cent of levy collected in 1950 ...	93.19
Transferred to liens .....	5,971.51
Cancelled, abated or adjusted .....	7,680.12
Outstanding December 31, 1950 ..	\$41,898.09

### All Prior Years Outstanding

Balance January 1, 1950 .....	\$68,925.93
Collected in 1950 .....	57,462.93
Balance December 31, 1950 .....	\$11,005.57

### Tax Title Liens Outstanding

Balance January 1, 1950 .....	\$139,688.32
Redeemed by cash .....	14,901.16
Balance December 31, 1950 .....	\$127,576.07

### Property Acquired by Deed or Foreclosure

Balance January 1, 1950 .....	\$29,623.00
Sale for cash .....	7,380.25
Balance December 31, 1950 .....	\$30,482.75

### CAPITAL DEBT, DECEMBER 31, 1950

<b>Gross Debt</b>	
School debt .....	\$1,316,000.00
Self-liquidating debt. ....	.....
Other capital debt ..	403,723.00
<b>TOTAL GROSS DEBT .....</b>	<b>\$1,719,723.00</b>
<b>Per Capita Gross Debt .....</b>	<b>\$102.46</b>

### Deductions for

School debt .....	\$803,754.00
Self-liquidating debt. ....	.....
Other capital debt ..	.....
<b>TOTAL DEDUCTIONS .....</b>	<b>803,754.00</b>
<b>NET DEBT .....</b>	<b>\$915,969.00</b>

### Average Assessed Valuations

Real Property 1948-1949-1950..	\$13,395,897.00
Per Cent of Net Debt .....	6.83

### CURRENT FINANCES DECEMBER 31, 1950

Cash .....	\$204,387.34
Taxes receivable .....	52,903.66
Tax title liens .....	127,576.07
Foreclosed property .....	30,482.75
Accounts receivable .....	61,720.40
State road aid receivable .....	17,067.56
Emergencies and deferred charges ..	22,663.51
<b>TOTAL ASSETS .....</b>	<b>\$516,801.29</b>
Cash liabilities .....	\$210,586.06
Reserves .....	272,682.88
Surplus revenue .....	33,532.35
<b>TOTAL LIABILITIES AND SURPLUS .....</b>	<b>\$516,801.29</b>

**FAIRFIELD TOWNSHIP—CUMBERLAND COUNTY**

Population Census, 1950—2,923  
1940—1,977

Land Area 43.0 sq. mi.

Net Valuation Taxable \$938,440

<b>EXPENDITURES AND REQUIRED PAYMENTS FOR 1950</b>	
<b>General Government</b>	
Administrative and executive . . . . .	\$5,500.00
Assessment and collection of taxes . . . . .	9,100.00
Finance Department . . . . .	300.00
<b>Protection to Persons &amp; Property</b>	
Fire . . . . .	1,000.00
Police . . . . .	200.00
Other . . . . .	.....
<b>Streets and Roads</b>	
Repairs and maintenance . . . . .	900.00
Street lighting . . . . .	550.00
<b>Sanitation</b>	
Street cleaning . . . . .	.....
Garbage and ash removal . . . . .	.....
Sewers . . . . .	.....
<b>Health and Charities</b>	
Health service . . . . .	1,050.00
Poor (including relief) . . . . .	1,800.00
Hospitals (aid and maintenance) . . . . .	.....
Other . . . . .	.....
<b>Recreation</b>	
Beaches and boardwalks . . . . .	.....
Parks and playgrounds . . . . .	.....
Other . . . . .	.....
<b>Educational</b>	
(Exclusive of school districts) . . . . .	.....
<b>Unclassified Purposes</b>	
(Including contingent) . . . . .	200.00
<b>SUB-TOTAL—Municipal functions..</b>	<b>\$20,600.00</b>

<b>Per Capita—Municipal functions . . . . .</b>	<b>\$7.05</b>
Capital imp'ts and capital imp't fund	\$17,825.55
<b>Debt Service</b>	
Principal payments . . . . .	\$2,000.00
Interest payments . . . . .	306.25
Total . . . . .	2,306.25
<b>Per Capita Debt Service . . . . .</b>	
<b>\$0.79</b>	
<b>Deferred Charges and Statutory Expenditures</b>	
Emergencies . . . . .	.....
Other deferred chgs. . . . .	\$4.16
Total . . . . .	4.16

<b>TOTAL—Municipal expenditures . . . . .</b>	<b>\$40,735.96</b>
<b>Required Payments for Local School, County, and Special District Taxes . . . . .</b>	
<b>57,391.64</b>	
<b>TOTAL EXPENDITURES AND REQUIRED PAYMENTS . . . . .</b>	<b>\$98,127.60</b>
Reserve for uncollected taxes . . . . .	\$18,620.48
<b>GRAND TOTAL—Budget . . . . .</b>	<b>\$116,748.08</b>

<b>RECEIPTS AND REVENUES REALIZED IN 1950 TO MEET EXPENDITURES AND REQUIRED PAYMENTS</b>	
Surplus revenue appropriated . . . . .	\$13,000.00
Miscellaneous revenues realized . . . . .	15,967.54
State aid revenues realized . . . . .	14,108.00
<b>Delinquent taxes including</b>	
liens—1950 collections . . . . .	24,278.85
current taxes—1950 collections..	51,610.77
Emergency borrowings . . . . .	.....
<b>TOTAL RECEIPTS AND REVENUES REALIZED . . . . .</b>	<b>\$118,965.16</b>

<b>CAPITAL OUTLAY—1950</b>	
Beaches and boardwalks . . . . .	.....
Buildings and equipment . . . . .	.....
Parks and playgrounds . . . . .	.....
Sewers . . . . .	.....
Streets, roads and bridges . . . . .	.....
Water supply . . . . .	.....
Other . . . . .	.....

<b>Tax rate . . . . .</b>	<b>\$7.22</b>
Local school tax rate . . . . .	4.88
County tax rate . . . . .	1.23
Local purpose tax rate . . . . .	1.11

<b>TAXES</b>	
Local school tax . . . . .	\$45,785.00
County taxes . . . . .	11,606.64
Special district taxes . . . . .	.....
Local purpose levy . . . . .	\$57,391.64
<b>Total tax levy (tax duplicate) ..</b>	<b>\$67,740.18</b>
<b>Per Capita Total Tax Levy . . . . .</b>	<b>\$23.17</b>

<b>Current</b>	
1950 taxes levied (total) . . . . .	\$68,667.57
Collected in 1950 . . . . .	51,610.77
Per cent of levy collected in 1950 . . . . .	75.16
Transferred to liens . . . . .	1,126.83
Cancelled, abated or adjusted . . . . .	158.43
Outstanding December 31, 1950 . . . . .	\$15,771.54

<b>All Prior Years Outstanding</b>	
Balance January 1, 1950 . . . . .	\$41,264.85
Collected in 1950 . . . . .	22,388.49
Balance December 31, 1950 . . . . .	\$11,371.34

<b>Tax Title Liens Outstanding</b>	
Balance January 1, 1950 . . . . .	\$9,355.90
Redeemed by cash . . . . .	1,890.36
Balance December 31, 1950 . . . . .	\$8,481.72

<b>Property Acquired by Deed or Foreclosure</b>	
Balance January 1, 1950 . . . . .	.....
Sale for cash . . . . .	.....
Balance December 31, 1950 . . . . .	.....

<b>CAPITAL DEBT, DECEMBER 31, 1950</b>	
<b>Gross Debt</b>	
School debt . . . . .	\$45,000.00
Self-liquidating debt. . . . .	.....
Other capital debt . . . . .	11,400.00

<b>TOTAL GROSS DEBT . . . . .</b>	<b>\$56,400.00</b>
<b>Per Capita Gross Debt . . . . .</b>	<b>\$19.30</b>

<b>Deductions for</b>	
School debt . . . . .	\$45,000.00
Self-liquidating debt. . . . .	.....
Other capital debt . . . . .	.....

<b>TOTAL DEDUCTIONS . . . . .</b>	<b>45,000.00</b>
<b>NET DEBT . . . . .</b>	<b>\$11,400.00</b>

<b>Average Assessed Valuations</b>	
Real Property 1948-1949-1950..	\$834,584.00
Per Cent of Net Debt . . . . .	1.36

<b>CURRENT FINANCES DECEMBER 31, 1950</b>	
Cash . . . . .	\$72,955.57
Taxes receivable . . . . .	27,142.88
Tax title liens . . . . .	8,481.72
Foreclosed property . . . . .	.....
Accounts receivable . . . . .	1,730.76
State road aid receivable . . . . .	4,055.48
Emergencies and deferred charges ..	2,500.00
<b>TOTAL ASSETS . . . . .</b>	<b>\$116,866.41</b>

Cash liabilities . . . . .	\$12,614.46
Reserves . . . . .	37,355.36
Surplus revenue . . . . .	66,896.59

<b>TOTAL LIABILITIES AND SURPLUS . . . . .</b>	<b>\$116,866.41</b>
------------------------------------------------	---------------------

# FAIR HAVEN BOROUGH—MONMOUTH COUNTY

Population Census, 1950—3,550      Land Area 1.6 sq. mi.      Net Valuation Taxable \$3,173,705  
 1940—2,491

<b>EXPENDITURES AND REQUIRED PAYMENTS FOR 1950</b>	
<b>General Government</b>	
Administrative and executive .....	\$17,650.00
Assessment and collection of taxes .....	4,550.00
Finance Department .....	.....
<b>Protection to Persons &amp; Property</b>	
Fire .....	8,400.00
Police .....	16,750.00
Other .....	.....
<b>Streets and Roads</b>	
Repairs and maintenance .....	9,000.00
Street lighting .....	5,000.00
<b>Sanitation</b>	
Street cleaning .....	.....
Garbage and ash removal .....	11,850.00
Sewers .....	.....
<b>Health and Charities</b>	
Health service .....	1,650.00
Poor (including relief) .....	1,600.00
Hospitals (aid and maintenance) .....	.....
Other .....	.....
<b>Recreation</b>	
Beaches and boardwalks .....	.....
Parks and playgrounds .....	630.00
Other .....	.....
<b>Educational</b>	
(Exclusive of school districts) ..	2,850.00
<b>Unclassified Purposes</b>	
(Including contingent) .....	11,250.00
<b>SUB-TOTAL—Municipal functions..</b>	<b>\$91,180.00</b>

<b>Per Capita—Municipal functions .....</b>	<b>\$25.68</b>
Capital imp'ts and capital imp't fund .....	\$4,200.00
<b>Debt Service</b>	
Principal payments .....	.....
Interest payments .....	.....
Total .....	.....
<b>Per Capita Debt Service .....</b>	
<b>Deferred Charges and Statutory Expenditures</b>	
Emergencies .....	\$1,775.00
Other deferred chgs. ....	.....
Total .....	1,775.00
<b>TOTAL—Municipal expenditures ..</b>	<b>\$97,155.00</b>

<b>Required Payments for Local School, County, and Special District Taxes .....</b>	<b>158,209.23</b>
-------------------------------------------------------------------------------------	-------------------

<b>TOTAL EXPENDITURES AND REQUIRED PAYMENTS .....</b>	<b>\$255,364.23</b>
-------------------------------------------------------	---------------------

Reserve for uncollected taxes .....	\$43,569.69
<b>GRAND TOTAL—Budget .....</b>	<b>\$298,933.92</b>

<b>RECEIPTS AND REVENUES REALIZED IN 1950 TO MEET EXPENDITURES AND REQUIRED PAYMENTS</b>	
Surplus revenue appropriated ..	\$33,500.00
Miscellaneous revenues realized ..	25,962.26
State aid revenues realized .....	3,603.21
Delinquent taxes including	.....
liens—1950 collections .....	20,309.68
Current taxes—1950 collections..	219,958.54
Emergency borrowings .....	.....
<b>TOTAL RECEIPTS AND REVENUES REALIZED .....</b>	<b>\$303,333.69</b>

<b>CAPITAL OUTLAY—1950</b>	
Beaches and boardwalks .....	.....
Buildings and equipment .....	.....
Parks and playgrounds .....	.....
Sewers .....	.....
Streets, roads and bridges .....	.....
Water supply .....	.....
Other .....	.....

<b>Tax rate .....</b>	<b>\$7.48</b>
Local school tax rate .....	3.47
County tax rate .....	1.51
Local purpose tax rate .....	2.50
<b>TAXES</b>	
Local school tax ...	\$110,240.13
County taxes .....	47,969.10
Special district taxes .....	.....
Local purpose levy .....	79,001.88
<b>Total tax levy (tax duplicate) ..</b>	<b>\$237,211.11</b>
<b>Per Capita Total Tax Levy .....</b>	<b>\$66.82</b>
<b>Current</b>	
1950 taxes levied (total) .....	\$245,097.00
Collected in 1950 .....	219,958.54
Per cent of levy collected in 1950 ..	89.74
Transferred to liens .....	663.30
Cancelled, abated or adjusted ..	1,362.18
Outstanding December 31, 1950 ..	\$23,112.98
<b>All Prior Years Outstanding</b>	
Balance January 1, 1950 .....	\$26,723.83
Collected in 1950 .....	20,007.68
Balance December 31, 1950 .....	\$6,543.60
<b>Tax Title Liens Outstanding</b>	
Balance January 1, 1950 .....	\$4,505.62
Redeemed by cash .....	302.00
Balance December 31, 1950 .....	\$4,866.92
<b>Property Acquired by Deed or Foreclosure</b>	
Balance January 1, 1950 .....	\$3,500.00
Sale for cash .....	.....
Balance December 31, 1950 .....	\$3,500.00

<b>CAPITAL DEBT, DECEMBER 31, 1950</b>	
<b>Gross Debt</b>	
School debt .....	\$232,500.00
Self-liquidating debt .....	.....
Other capital debt ..	.....
<b>TOTAL GROSS DEBT .....</b>	<b>\$232,500.00</b>
<b>Per Capita Gross Debt .....</b>	<b>\$65.49</b>
<b>Deductions for</b>	
School debt .....	\$175,796.00
Self-liquidating debt .....	.....
Other capital debt ..	.....
<b>TOTAL DEDUCTIONS .....</b>	<b>175,796.00</b>
<b>NET DEBT .....</b>	<b>\$56,704.00</b>
<b>Average Assessed Valuations</b>	
Real Property 1948-1949-1950..	\$2,929,930.00
<b>Per Cent of Net Debt .....</b>	<b>1.93</b>

<b>CURRENT FINANCES DECEMBER 31, 1950</b>	
Cash .....	\$172,695.58
Taxes receivable .....	29,656.58
Tax title liens .....	4,866.92
Foreclosed property .....	3,500.00
Accounts receivable .....	645.61
State road aid receivable .....	.....
Emergencies and deferred charges ..	.....
<b>TOTAL ASSETS .....</b>	<b>\$211,364.69</b>
Cash liabilities .....	\$68,157.33
Reserves .....	38,669.11
Surplus revenue .....	104,538.25
<b>TOTAL LIABILITIES AND SURPLUS .....</b>	<b>\$211,364.69</b>

## FAIR LAWN BOROUGH—BERGEN COUNTY

Population Census, 1950—23,865      Land Area 5.3 sq. mi.      Net Valuation Taxable \$21,667,921  
 1940—9,017

<b>EXPENDITURES AND REQUIRED PAYMENTS FOR 1950</b>	
<b>General Government</b>	
Administrative and executive . . .	\$57,822.00
Assessment and collection of taxes	28,598.00
Finance Department . . . . .	.....
<b>Protection to Persons &amp; Property</b>	
Fire . . . . .	47,450.00
Police . . . . .	100,660.00
Other . . . . .	.....
<b>Streets and Roads</b>	
Repairs and maintenance . . . . .	62,800.00
Street lighting . . . . .	30,300.00
<b>Sanitation</b>	
Street cleaning . . . . .	.....
Garbage and ash removal . . . . .	69,600.00
Sewers . . . . .	51,500.00
<b>Health and Charities</b>	
Health service . . . . .	13,800.00
Poor (including relief) . . . . .	3,000.00
Hospitals (aid and maintenance) . . . . .	.....
Other . . . . .	.....
<b>Recreation</b>	
Beaches and boardwalks . . . . .	.....
Parks and playgrounds . . . . .	36,500.00
Other . . . . .	.....
<b>Educational</b>	
(Exclusive of school districts) . . . . .	15,000.00
<b>Unclassified Purposes</b>	
(Including contingent) . . . . .	12,500.00
<b>SUB-TOTAL—Municipal functions..</b>	<b>\$529,530.00</b>

<b>Per Capita—Municipal functions . . . . .</b>	<b>\$22.19</b>
Capital imp'ts and capital imp't fund	\$79,335.00
<b>Debt Service</b>	
Principal payments . . . \$115,000.00	
Interest payments . . . . . 64,750.43	
<b>Total . . . . .</b>	<b>179,750.43</b>
<b>Per Capita Debt Service . . . . .</b>	<b>\$7.53</b>
<b>Deferred Charges and Statutory Expenditures</b>	
Emergencies . . . . . \$2,375.00	
Other deferred chgs. . . . . 3,865.70	
<b>Total . . . . .</b>	<b>6,240.70</b>
<b>TOTAL—Municipal expenditures . . .</b>	<b>\$794,856.13</b>

<b>Required Payments for Local School, County, and Special District Taxes . . . . .</b>	<b>967,446.44</b>
<b>TOTAL EXPENDITURES AND REQUIRED PAYMENTS . . . . .</b>	<b>\$1,762,302.57</b>
Reserve for uncollected taxes . . . . .	\$83,147.87
<b>GRAND TOTAL—Budget . . . . .</b>	<b>\$1,845,450.44</b>

<b>RECEIPTS AND REVENUES REALIZED IN 1950 TO MEET EXPENDITURES AND REQUIRED PAYMENTS</b>	
Surplus revenue appropriated . . . . .	\$118,900.00
Miscellaneous revenues realized . . . . .	390,134.49
State aid revenues realized . . . . .	11,512.15
<b>Delinquent taxes including</b>	
liens—1950 collections . . . . .	39,410.05
current taxes—1950 collections..	1,356,594.62
Emergency borrowings . . . . .	.....
<b>TOTAL RECEIPTS AND REVENUES REALIZED . . . . .</b>	<b>\$1,916,551.31</b>

<b>CAPITAL OUTLAY—1950</b>	
Beaches and boardwalks . . . . .	.....
Buildings and equipment . . . . .	\$39,736.33
Parks and playgrounds . . . . .	.....
Sewers . . . . .	175,940.08
Streets, roads and bridges . . . . .	8,381.94
Water supply . . . . .	125,042.60
Other . . . . .	.....

<b>Tax rate . . . . .</b>	<b>\$6.41</b>
Local school tax rate . . . . .	3.66
County tax rate . . . . .	0.80
Local purpose tax rate . . . . .	1.95

<b>TAXES</b>	
Local school tax . . . . .	\$793,893.87
County taxes . . . . .	173,552.57
Special district taxes . . . . .	.....
<b>Local purpose levy . . . . .</b>	<b>\$967,446.44</b>
<b>Total tax levy (tax duplicate) . .</b>	<b>\$1,389,350.44</b>
<b>Per Capita Total Tax Levy . . . . .</b>	<b>\$58.22</b>

<b>Current</b>	
1950 taxes levied (total) . . . . .	\$1,440,108.36
Collected in 1950 . . . . .	1,356,594.62
Per cent of levy collected in 1950 . . . . .	94.20
Transferred to liens . . . . .	5,558.40
Cancelled, abated or adjusted . . . . .	8,118.45
Outstanding December 31, 1950 . . . . .	\$69,836.89

<b>All Prior Years Outstanding</b>	
Balance January 1, 1950 . . . . .	\$62,494.22
Collected in 1950 . . . . .	36,872.83
Balance December 31, 1950 . . . . .	\$24,738.92

<b>Tax Title Liens Outstanding</b>	
Balance January 1, 1950 . . . . .	\$71,298.26
Redeemed by cash . . . . .	2,537.22
Balance December 31, 1950 . . . . .	\$75,343.94

<b>Property Acquired by Deed or Foreclosure</b>	
Balance January 1, 1950 . . . . .	\$118,905.00
Sale for cash . . . . .	44,100.00
Balance December 31, 1950 . . . . .	\$74,805.00

<b>CAPITAL DEBT, DECEMBER 31, 1950</b>	
<b>Gross Debt</b>	
School debt . . . . .	\$1,520,000.00
Self-liquidating debt. . . . .	987,000.00
Other capital debt . . . . .	1,974,300.00
<b>TOTAL GROSS DEBT . . . . .</b>	<b>\$4,481,300.00</b>
<b>Per Capita Gross Debt . . . . .</b>	<b>\$187.78</b>

<b>Deductions for</b>	
School debt . . . . .	\$1,395,138.00
Self-liquidating debt. . . . .	987,000.00
Other capital debt . . . . .	421,506.00
<b>TOTAL DEDUCTIONS . . . . .</b>	<b>2,803,644.00</b>
<b>NET DEBT . . . . .</b>	<b>\$1,677,656.00</b>

<b>Average Assessed Valuations</b>	
Real Property 1948-1949-1950..	\$17,439,224.00
Per Cent of Net Debt . . . . .	9.62

<b>CURRENT FINANCES DECEMBER 31, 1950</b>	
Cash . . . . .	\$244,542.08
Taxes receivable . . . . .	94,575.81
Tax title liens . . . . .	75,343.94
Foreclosed property . . . . .	74,805.00
Accounts receivable . . . . .	3,777.52
State road aid receivable . . . . .	.....
Emergencies and deferred charges . . . . .	15,594.85
<b>TOTAL ASSETS . . . . .</b>	<b>\$508,639.20</b>

Cash liabilities . . . . .	\$75,113.45
Reserves . . . . .	248,502.27
Surplus revenue . . . . .	185,023.48
<b>TOTAL LIABILITIES AND SURPLUS . . . . .</b>	<b>\$508,639.20</b>

# FAIRVIEW BOROUGH—BERGEN COUNTY

Population Census, 1950—8,676      Land Area 0.9 sq. mi.      Net Valuation Taxable \$7,053,670  
 1940—8,770

<b>EXPENDITURES AND RE-REQUIRED PAYMENTS FOR 1950</b>	
<b>General Government</b>	
Administrative and executive .....	\$16,665.00
Assessment and collection of taxes .....	7,075.00
Finance Department .....	250.00
<b>Protection to Persons &amp; Property</b>	
Fire .....	21,705.00
Police .....	68,035.00
Other .....	.....
<b>Streets and Roads</b>	
Repairs and maintenance .....	20,700.00
Street lighting .....	7,725.00
<b>Sanitation</b>	
Street cleaning .....	.....
Garbage and ash removal .....	11,350.00
Sewers .....	4,050.00
<b>Health and Charities</b>	
Health service .....	5,150.00
Poor (including relief) .....	8,075.00
Hospitals (aid and maintenance) .....	400.00
Other .....	.....
<b>Recreation</b>	
Beaches and boardwalks .....	.....
Parks and playgrounds .....	.....
Other .....	.....
<b>Educational</b>	
(Exclusive of school districts) ..	1,880.00
<b>Unclassified Purposes</b>	
(Including contingent) .....	4,070.00
<b>SUB-TOTAL—Municipal functions..</b>	<b>\$177,130.00</b>
<b>Per Capita—Municipal functions ....</b>	
Capital imp'ts and capital imp't fund .....	\$20.42
<b>Debt Service</b>	
Principal payments .	\$69,000.00
Interest payments ..	16,067.00
Total .....	85,067.00
<b>Per Capita Debt Service .....</b>	
	<b>\$9.80</b>
<b>Deferred Charges and Statutory Expenditures</b>	
Emergencies .....	\$5,500.00
Other deferred chgs. ....	24,340.26
Total .....	29,840.26
<b>TOTAL—Municipal expenditures ...</b>	<b>\$296,237.26</b>
<b>Required Payments for Local School, County, and Special District Taxes .....</b>	
	<b>259,756.53</b>
<b>TOTAL EXPENDITURES AND REQUIRED PAYMENTS .....</b>	<b>\$555,993.79</b>
Reserve for uncollected taxes .....	\$48,751.47
<b>GRAND TOTAL—Budget .....</b>	<b>\$604,745.26</b>
<b>RECEIPTS AND REVENUES REALIZED IN 1950 TO MEET EXPENDITURES AND RE-REQUIRED PAYMENTS</b>	
Surplus revenue appropriated ..	\$25,000.00
Miscellaneous revenues realized. ....	75,064.73
State aid revenues realized .....	5,095.00
Delinquent taxes including liens—1950 collections .....	42,498.99
Current taxes—1950 collections..	466,152.74
Emergency borrowings .....	.....
<b>TOTAL RECEIPTS AND REVENUES REALIZED .....</b>	<b>\$613,811.46</b>

Tax rate .....	\$6.91
Local school tax rate .....	2.87
County tax rate .....	0.82
Local purpose tax rate ....	3.22

### TAXES

Local school tax ...	\$202,309.01
County taxes .....	57,447.52
Special district taxes .....	.....
Local purpose levy .....	227,205.73
<b>Total tax levy (tax duplicate) ..</b>	<b>\$486,962.26</b>
<b>Per Capita Total Tax Levy .....</b>	
	<b>\$56.13</b>
<b>Current</b>	
1950 taxes levied (total) .....	\$494,342.31
Collected in 1950 .....	466,152.74
Per cent of levy collected in 1950 ...	94.30
Transferred to liens .....	4,595.18
Cancelled, abated or adjusted .....	2,993.77
Outstanding December 31, 1950 ..	\$20,600.62
<b>All Prior Years Outstanding</b>	
Balance January 1, 1950 .....	\$30,286.13
Collected in 1950 .....	28,710.22
Balance December 31, 1950 .....	\$16.60
<b>Tax Title Liens Outstanding</b>	
Balance January 1, 1950 .....	\$104,848.68
Redeemed by cash .....	13,788.77
Balance December 31, 1950 .....	\$92,231.83
<b>Property Acquired by Deed or Foreclosure</b>	
Balance January 1, 1950 .....	\$23,100.00
Sale for cash .....	8,190.00
Balance December 31, 1950 .....	\$7,575.00

### CAPITAL DEBT, DECEMBER 31, 1950

<b>Gross Debt</b>	
School debt .....	\$40,000.00
Self-liquidating debt. ....	.....
Other capital debt ..	461,090.00
<b>TOTAL GROSS DEBT .....</b>	<b>\$501,000.00</b>
<b>Per Capita Gross Debt .....</b>	
	<b>\$57.75</b>
<b>Deductions for</b>	
School debt .....	\$40,000.00
Self-liquidating debt. ....	.....
Other capital debt ..	80,391.00
<b>TOTAL DEDUCTIONS .....</b>	<b>120,391.00</b>
<b>NET DEBT .....</b>	<b>\$380,609.00</b>

<b>Average Assessed Valuations</b>	
Real Property 1948-1949-1950..	\$6,612,495.00
Per Cent of Net Debt .....	5.75

### CURRENT FINANCES DECEMBER 31, 1950

Cash .....	\$105,290.62
Taxes receivable .....	20,617.22
Tax title liens .....	92,231.83
Foreclosed property .....	7,575.00
Accounts receivable .....	577.95
State road aid receivable ..	.....
Emergencies and deferred charges ..	2,500.00
<b>TOTAL ASSETS .....</b>	<b>\$228,792.62</b>
Cash liabilities .....	\$15,678.88
Reserves .....	121,002.00
Surplus revenue .....	92,111.74
<b>TOTAL LIABILITIES AND SURPLUS .....</b>	<b>\$228,792.62</b>

### CAPITAL OUTLAY—1950

Beaches and boardwalks .....	.....
Buildings and equipment .....	.....
Parks and playgrounds .....	.....
Sewers .....	.....
Streets, roads and bridges .....	\$7,647.83
Water supply .....	.....
Other .....	.....

## FANWOOD BOROUGH—UNION COUNTY

Population Census, 1950—3,221  
1940—2,310

Land Area 1.4 sq. mi.

Net Valuation Taxable \$3,353,247

### EXPENDITURES AND RE- QUIRED PAYMENTS FOR 1950

<b>General Government</b>	
Administrative and executive . . .	\$9,862.80
Assessment and collection of taxes	4,985.44
Finance Department . . . . .	2,085.88
<b>Protection to Persons &amp; Property</b>	
Fire . . . . .	10,098.24
Police . . . . .	29,606.95
Other . . . . .	3,396.25
<b>Streets and Roads</b>	
Repairs and maintenance . . . . .	23,011.24
Street lighting . . . . .	6,663.60
<b>Sanitation</b>	
Street cleaning . . . . .	.....
Garbage and ash removal . . . . .	.....
Sewers . . . . .	4,413.57
<b>Health and Charities</b>	
Health service . . . . .	1,724.89
Poor (including relief) . . . . .	1,309.73
Hospitals (aid and maintenance) . . . . .	.....
Other . . . . .	627.81
<b>Recreation</b>	
Beaches and boardwalks . . . . .	.....
Parks and playgrounds . . . . .	2,800.00
Other . . . . .	.....
<b>Educational</b>	
(Exclusive of school districts) . . . . .	4,141.75
<b>Unclassified Purposes</b>	
(Including contingent) . . . . .	1,147.90
<b>SUB-TOTAL—Municipal functions . . . . .</b>	<b>\$105,876.05</b>

<b>Per Capita—Municipal functions . . . . .</b>	<b>\$32.87</b>
Capital imp'ts and capital imp't fund	\$1,300.00
<b>Debt Service</b>	
Principal payments . . . . .	\$10,400.00
Interest payments . . . . .	1,181.95
<b>Total . . . . .</b>	<b>11,581.95</b>
<b>Per Capita Debt Service . . . . .</b>	
<b>Deferred Charges and Statutory Expenditures</b>	<b>\$3.60</b>
Emergencies . . . . .	.....
Other deferred chgs. . . . .	\$4,600.00
<b>Total . . . . .</b>	<b>4,600.00</b>
<b>TOTAL—Municipal expenditures . . . . .</b>	<b>\$123,358.00</b>

<b>Required Payments for Local School, County, and Special District Taxes . . . . .</b>	<b>128,361.60</b>
-----------------------------------------------------------------------------------------	-------------------

### TOTAL EXPENDITURES AND REQUIRED PAYMENTS . . . . .

Reserve for uncollected taxes . . . . .	\$20,451.27
<b>GRAND TOTAL—Budget . . . . .</b>	<b>\$272,170.87</b>

### RECEIPTS AND REVENUES REALIZED IN 1950 TO MEET EXPENDITURES AND RE- QUIRED PAYMENTS

Surplus revenue appropriated . . . . .	\$35,000.00
Miscellaneous revenues realized . . . . .	33,422.44
State aid revenues realized . . . . .	4,909.08
Delinquent taxes including	
liens—1950 collections . . . . .	11,398.72
Current taxes—1950 collections . . . . .	195,015.37
Emergency borrowings . . . . .	.....
<b>TOTAL RECEIPTS AND REVENUES REALIZED . . . . .</b>	<b>\$279,745.61</b>

### CAPITAL OUTLAY—1950

Beaches and boardwalks . . . . .	.....
Buildings and equipment . . . . .	.....
Parks and playgrounds . . . . .	.....
Sewers . . . . .	\$12,152.96
Streets, roads and bridges . . . . .	.....
Water supply . . . . .	.....
Other . . . . .	1,200.00

<b>Tax rate . . . . .</b>	<b>\$6.12</b>
Local school tax rate . . . . .	3.04
County tax rate . . . . .	0.79
Local purpose tax rate . . . . .	2.29

### TAXES

Local school tax . . . . .	\$101,952.19
County taxes . . . . .	26,409.41
Special district taxes . . . . .	.....
<b>Local purpose levy . . . . .</b>	<b>76,750.72</b>
<b>Total tax levy (tax duplicate) . . . . .</b>	<b>\$205,112.32</b>

<b>Per Capita Total Tax Levy . . . . .</b>	<b>\$63.68</b>
--------------------------------------------	----------------

### Current

1950 taxes levied (total) . . . . .	\$210,381.21
Collected in 1950 . . . . .	195,015.37
Per cent of levy collected in 1950 . . . . .	92.69
Transferred to liens . . . . .	2,558.16
Cancelled, abated or adjusted . . . . .	784.46
Outstanding December 31, 1950 . . . . .	\$12,023.22

### All Prior Years Outstanding

Balance January 1, 1950 . . . . .	\$10,561.45
Collected in 1950 . . . . .	10,276.05
Balance December 31, 1950 . . . . .	\$157.20

### Tax Title Liens Outstanding

Balance January 1, 1950 . . . . .	\$27,440.41
Redeemed by cash . . . . .	1,122.67
Balance December 31, 1950 . . . . .	\$28,891.48

### Property Acquired by Deed or Foreclosure

Balance January 1, 1950 . . . . .	\$2,500.00
Sale for cash . . . . .	200.00
Balance December 31, 1950 . . . . .	\$2,500.00

### CAPITAL DEBT, DECEMBER 31, 1950

<b>Gross Debt</b>	
School debt . . . . .	\$211,188.00
Self-liquidating debt . . . . .	.....
Other capital debt . . . . .	63,672.00
<b>TOTAL GROSS DEBT . . . . .</b>	<b>\$274,860.00</b>
<b>Per Capita Gross Debt . . . . .</b>	<b>\$85.33</b>

### Deductions for

School debt . . . . .	\$211,188.00
Self-liquidating debt . . . . .	.....
Other capital debt . . . . .	13,362.00
<b>TOTAL DEDUCTIONS . . . . .</b>	<b>224,550.00</b>
<b>NET DEBT . . . . .</b>	<b>\$50,310.00</b>

### Average Assessed Valuations

Real Property 1948-1949-1950 . . . . .	\$2,972,186.00
Per Cent of Net Debt . . . . .	1.69

### CURRENT FINANCES DECEMBER 31, 1950

Cash . . . . .	\$63,184.90
Taxes receivable . . . . .	12,180.42
Tax title liens . . . . .	28,891.48
Foreclosed property . . . . .	2,500.00
Accounts receivable . . . . .	1,852.38
State road aid receivable . . . . .	12,348.45
Emergencies and deferred charges . . . . .	.....
<b>TOTAL ASSETS . . . . .</b>	<b>\$120,957.63</b>

Cash liabilities . . . . .	\$15,884.05
Reserves . . . . .	45,424.28
Surplus revenue . . . . .	59,649.30

<b>TOTAL LIABILITIES AND SURPLUS . . . . .</b>	<b>\$120,957.63</b>
------------------------------------------------	---------------------

# FAR HILLS BOROUGH—SOMERSET COUNTY

Population Census, 1950—582  
1940—574

Land Area 5.0 sq. mi.

Net Valuation Taxable \$981,999

<b>EXPENDITURES AND RE- QUIRED PAYMENTS FOR 1950</b>	
<b>General Government</b>	
Administrative and executive . . . . .	\$6,157.76
Assessment and collection of taxes . . . . .	1,350.00
Finance Department . . . . .	500.00
<b>Protection to Persons &amp; Property</b>	
Fire . . . . .	2,450.00
Police . . . . .	4,390.00
Other . . . . .	.....
<b>Streets and Roads</b>	
Repairs and maintenance . . . . .	6,218.89
Street lighting . . . . .	1,200.00
<b>Sanitation</b>	
Street cleaning . . . . .	.....
Garbage and ash removal . . . . .	500.00
Sewers . . . . .	2,000.00
<b>Health and Charities</b>	
Health service . . . . .	250.00
Poor (including relief) . . . . .	50.00
Hospitals (aid and maintenance) . . . . .	200.00
Other . . . . .	.....
<b>Recreation</b>	
Beaches and boardwalks . . . . .	.....
Parks and playgrounds . . . . .	5,000.00
Other . . . . .	.....
<b>Educational</b>	
(Exclusive of school districts) . . . . .	.....
<b>Unclassified Purposes</b>	
(Including contingent) . . . . .	50.00
<b>SUB-TOTAL—Municipal functions..</b>	<b>\$30,316.65</b>

<b>Per Capita—Municipal functions . . . . .</b>	<b>\$52.09</b>
Capital imp'ts and capital imp't fund . . . . .	.....
<b>Debt Service</b>	
Principal payments . . . . .	.....
Interest payments . . . . .	.....
Total . . . . .	.....
<b>Per Capita Debt Service . . . . .</b>	
<b>Deferred Charges and Statutory Expenditures</b>	
Emergencies . . . . .	.....
Other deferred chgs. . . . .	\$2,091.82
Total . . . . .	\$2,091.82

**TOTAL—Municipal expenditures . . . . . \$32,408.47**

**Required Payments for Local School, County, and Special District Taxes . . . . . 31,068.61**

**TOTAL EXPENDITURES AND REQUIRED PAYMENTS . . . . . \$63,477.08**

Reserve for uncollected taxes . . . . . \$4,460.10  
**GRAND TOTAL—Budget . . . . . \$67,937.18**

<b>RECEIPTS AND REVENUES REALIZED IN 1950 TO MEET EXPENDITURES AND REQUIRED PAYMENTS</b>	
Surplus revenue appropriated . . . . .	\$7,000.00
Miscellaneous revenues realized . . . . .	3,343.27
State aid revenues realized . . . . .	1,249.57
<b>Delinquent taxes including</b>	
Liens—1950 collections . . . . .	.....
Current taxes—1950 collections..	56,637.70
Emergency borrowings . . . . .	.....
<b>TOTAL RECEIPTS AND REVENUES REALIZED . . . . .</b>	<b>\$68,230.54</b>

**CAPITAL OUTLAY—1950**

Beaches and boardwalks . . . . .	.....
Buildings and equipment . . . . .	.....
Parks and playgrounds . . . . .	.....
Sewers . . . . .	.....
Streets, roads and bridges . . . . .	.....
Water supply . . . . .	.....
Other . . . . .	.....

<b>Tax rate . . . . .</b>	<b>\$5.79</b>
Local school tax rate . . . . .	2.23
County tax rate . . . . .	0.93
Local purpose tax rate . . . . .	2.63

**TAXES**

Local school tax . . . . .	\$21,905.00	
County taxes . . . . .	9,163.61	
Special district taxes . . . . .	.....	
Local purpose levy . . . . .	.....	\$31,068.61
		<u>25,771.57</u>
<b>Total tax levy (tax duplicate) . . . . .</b>		<b>\$56,840.18</b>

**Per Capita Total Tax Levy . . . . . \$97.66**

<b>Current</b>	
1950 taxes levied (total) . . . . .	\$56,898.25
Collected in 1950 . . . . .	56,637.70
Per cent of levy collected in 1950 . . . . .	99.54
Transferred to liens . . . . .	.....
Cancelled, abated or adjusted . . . . .	260.55
Outstanding December 31, 1950 . . . . .	.....

<b>All Prior Years Outstanding</b>	
Balance January 1, 1950 . . . . .	\$11.18
Collected in 1950 . . . . .	11.18
Balance December 31, 1950 . . . . .	.....

<b>Tax Title Liens Outstanding</b>	
Balance January 1, 1950 . . . . .	.....
Redeemed by cash . . . . .	.....
Balance December 31, 1950 . . . . .	.....

<b>Property Acquired by Deed or Foreclosure</b>	
Balance January 1, 1950 . . . . .	.....
Sale for cash . . . . .	.....
Balance December 31, 1950 . . . . .	.....

**CAPITAL DEBT, DECEMBER 31, 1950**

<b>Gross Debt</b>	
School debt . . . . .	.....
Self-liquidating debt . . . . .	.....
Other capital debt . . . . .	.....

**TOTAL GROSS DEBT . . . . .**  
**Per Capita Gross Debt . . . . .**

<b>Deductions for</b>	
School debt . . . . .	.....
Self-liquidating debt . . . . .	.....
Other capital debt . . . . .	.....

**TOTAL DEDUCTIONS . . . . .**  
**NET DEBT . . . . .**

<b>Average Assessed Valuations</b>	
Real Property 1948-1949-1950 . . . . .	\$861,532.00
<b>Per Cent of Net Debt . . . . .</b>	<b>.....</b>

**CURRENT FINANCES DECEMBER 31, 1950**

Cash . . . . .	\$22,180.77
Taxes receivable . . . . .	.....
Tax title liens . . . . .	.....
Foreclosed property . . . . .	.....
Accounts receivable . . . . .	33.33
State road aid receivable . . . . .	.....
Emergencies and deferred charges . . . . .	.....
<b>TOTAL ASSETS . . . . .</b>	<b>\$22,214.10</b>

Cash liabilities . . . . .	\$6,177.91
Reserves . . . . .	33.33
Surplus revenue . . . . .	16,002.86
<b>TOTAL LIABILITIES AND SURPLUS . . . . .</b>	<b>\$22,214.10</b>

**FARMINGDALE BOROUGH—MONMOUTH COUNTY**

Population Census, 1950—745  
1940—609

Land Area 0.5 sq. mi.

Net Valuation Taxable \$518,026

**EXPENDITURES AND REQUIRED PAYMENTS FOR 1950**

<b>General Government</b>	
Administrative and executive .....	\$1,914.49
Assessment and collection of taxes .....	513.92
Finance Department .....	.....
<b>Protection to Persons &amp; Property</b>	
Fire .....	500.00
Police .....	100.00
Other .....	.....
<b>Streets and Roads</b>	
Repairs and maintenance .....	1,509.00
Street lighting .....	1,454.04
<b>Sanitation</b>	
Street cleaning .....	.....
Garbage and ash removal .....	225.00
Sewers .....	.....
<b>Health and Charities</b>	
Health service .....	15.68
Poor (including relief) .....	15.86
Hospitals (aid and maintenance) .....	.....
Other .....	.....
<b>Recreation</b>	
Beaches and boardwalks .....	.....
Parks and playgrounds .....	.....
Other .....	.....
<b>Educational</b>	
(Exclusive of school districts) ..	120.00
<b>Unclassified Purposes</b>	
(Including contingent) .....	78.32
<b>SUB-TOTAL—Municipal functions..</b>	<b>\$6,446.31</b>

<b>Per Capita—Municipal functions</b> .....	<b>\$8.65</b>
Capital imp'ts and capital imp't fund .....	.....
<b>Debt Service</b>	
Principal payments .....	.....
Interest payments .....	.....
<b>Total</b> .....	.....
<b>Per Capita Debt Service</b> .....	.....
<b>Deferred Charges and Statutory Expenditures</b>	
Emergencies .....	.....
Other deferred chgs. ....	.....
<b>Total</b> .....	.....
<b>TOTAL—Municipal expenditures</b> ..	<b>\$6,446.31</b>

<b>Required Payments for Local School, County, and Special District Taxes</b> .....	<b>35,434.82</b>
<b>TOTAL EXPENDITURES AND REQUIRED PAYMENTS</b> .....	<b>\$41,881.13</b>
Reserve for uncollected taxes .....	\$2,700.00
<b>GRAND TOTAL—Budget</b> .....	<b>\$44,581.13</b>

<b>RECEIPTS AND REVENUES REALIZED IN 1950 TO MEET EXPENDITURES AND REQUIRED PAYMENTS</b>	
Surplus revenue appropriated ..	\$3,055.00
Miscellaneous revenues realized.	4,015.57
State aid revenues realized .....	1,350.00
Delinquent taxes including	
liens—1950 collections .....	2,163.47
Current taxes—1950 collections..	33,682.45
Emergency borrowings .....	.....
<b>TOTAL RECEIPTS AND REVENUES REALIZED</b> .....	<b>\$44,266.49</b>

<b>CAPITAL OUTLAY—1950</b>	
Beaches and boardwalks .....	.....
Buildings and equipment .....	.....
Parks and playgrounds .....	.....
Sewers .....	.....
Streets, roads and bridges .....	.....
Water supply .....	.....
Other .....	.....

<b>Tax rate</b> .....	<b>\$6.85</b>
Local school tax rate .....	5.33
County tax rate .....	1.51
Local purpose tax rate ....	0.01

**TAXES**

Local school tax ...	\$27,594.00	
County taxes .....	7,840.82	
Special district taxes .....	.....	
		<b>\$35,434.82</b>
Local purpose levy .....	.....	965.51
<b>Total tax levy (tax duplicate) ..</b>		<b>\$36,400.33</b>

<b>Per Capita Total Tax Levy</b> .....	<b>\$48.86</b>
<b>Current</b>	
1950 taxes levied (total) .....	\$37,779.30
Collected in 1950 .....	33,682.45
Per cent of levy collected in 1950 .....	89:15
Transferred to liens .....	.....
Cancelled, abated or adjusted .....	218.88
Outstanding December 31, 1950 ..	\$3,877.97

<b>All Prior Years Outstanding</b>	
Balance January 1, 1950 .....	\$2,253.80
Collected in 1950 .....	2,163.47
Balance December 31, 1950 .....	\$65.83

<b>Tax Title Liens Outstanding</b>	
Balance January 1, 1950 .....	.....
Redeemed by cash .....	.....
Balance December 31, 1950 .....	.....

<b>Property Acquired by Deed or Foreclosure</b>	
Balance January 1, 1950 .....	.....
Sale for cash .....	.....
Balance December 31, 1950 .....	.....

**CAPITAL DEBT, DECEMBER 31, 1950**

<b>Gross Debt</b>	
School debt .....	\$24,000.00
Self-liquidating debt. ....	14,500.00
Other capital debt ..	.....
<b>TOTAL GROSS DEBT</b> .....	<b>\$38,500.00</b>
<b>Per Capita Gross Debt</b> .....	<b>\$51.68</b>

<b>Deductions for</b>	
School debt .....	\$24,000.00
Self-liquidating debt. ....	.....
Other capital debt ..	.....
<b>TOTAL DEDUCTIONS</b> .....	<b>24,000.00</b>
<b>NET DEBT</b> .....	<b>\$14,500.00</b>

<b>Average Assessed Valuations</b>	
Real Property 1948-1949-1950..	\$476,987.00
Per Cent of Net Debt .....	3.03

**CURRENT FINANCES DECEMBER 31, 1950**

Cash .....	\$8,511.59
Taxes receivable .....	3,943.80
Tax title liens .....	.....
Foreclosed property .....	.....
Accounts receivable .....	418.30
State road aid receivable .....	.....
Emergencies and deferred charges ..	.....
<b>TOTAL ASSETS</b> .....	<b>\$12,873.69</b>

Cash liabilities .....	\$399.76
Reserves .....	4,362.10
Surplus revenue .....	8,111.83

<b>TOTAL LIABILITIES AND SURPLUS</b> .....	<b>\$12,873.69</b>
--------------------------------------------	--------------------

**FIELDSBORO BOROUGH—BURLINGTON COUNTY**

Population Census, 1950—591  
1940—537

Land Area 0.3 sq. mi.

Net Valuation Taxable \$164,013

**EXPENDITURES AND RE-  
QUIRED PAYMENTS FOR 1950**

<b>General Government</b>		
Administrative and executive ....	\$2,850.00	
Assessment and collection of taxes ..	775.00	
Finance Department .....	.....	
<b>Protection to Persons &amp; Property</b>		
Fire .....	200.00	
Police .....	850.00	
Other .....	.....	
<b>Streets and Roads</b>		
Repairs and maintenance .....	4,800.00	
Street lighting .....	900.00	
<b>Sanitation</b>		
Street cleaning .....	.....	
Garbage and ash removal .....	850.00	
Sewers .....	.....	
<b>Health and Charities</b>		
Health service .....	80.00	
Poor (including relief) .....	100.00	
Hospitals (aid and maintenance) ..	.....	
Other .....	.....	
<b>Recreation</b>		
Beaches and boardwalks .....	.....	
Parks and playgrounds .....	.....	
Other .....	.....	
<b>Educational</b>		
(Exclusive of school districts) ..	.....	
<b>Unclassified Purposes</b>		
(Including contingent) .....	50.00	
<b>SUB-TOTAL—Municipal functions..</b>	<b>\$11,455.00</b>	

<b>Per Capita—Municipal functions ....</b>	<b>\$19.38</b>
Capital imp'ts and capital imp't fund .....	.....
<b>Debt Service</b>	
Principal payments .....	.....
Interest payments ..	\$100.00
<b>Total .....</b>	<b>\$100.00</b>
<b>Per Capita Debt Service .....</b>	<b>\$0.17</b>
<b>Deferred Charges and Statutory Expenditures</b>	
Emergencies .....	.....
Other deferred chgs. ....	\$411.34
<b>Total .....</b>	<b>411.34</b>

**TOTAL—Municipal expenditures ...** \$11,966.34

**Required Payments for Local School, County, and Special District Taxes .....** 12,597.80

**TOTAL EXPENDITURES AND REQUIRED PAYMENTS .....** \$24,564.14

Reserve for uncollected taxes .....

**GRAND TOTAL—Budget .....** \$27,416.41

**RECEIPTS AND REVENUES  
REALIZED IN 1950 TO MEET  
EXPENDITURES AND RE-  
QUIRED PAYMENTS**

Surplus revenue appropriated ..	\$2,242.27
Miscellaneous revenues realized.	5,712.08
State aid revenues realized .....	3,390.00
Delinquent taxes including	
liens—1950 collections .....	2,425.53
current taxes—1950 collections..	11,617.77
Emergency borrowings .....	.....
<b>TOTAL RECEIPTS AND REVENUES REALIZED .....</b>	<b>\$25,387.65</b>

**CAPITAL OUTLAY—1950**

Beaches and boardwalks .....	.....
Buildings and equipment .....	.....
Parks and playgrounds .....	.....
Sewers .....	.....
Streets, roads and bridges .....	.....
Water supply .....	.....
Other .....	.....

<b>Tax rate .....</b>	<b>\$8.80</b>
Local school tax rate .....	5.73
County tax rate .....	1.95
Local purpose tax rate .....	1.12

**TAXES**

Local school tax ...	\$9,400.00	
County taxes .....	3,197.80	
Special district taxes .....	.....	
<b>Local purpose levy .....</b>	<b>1,811.34</b>	
<b>Total tax levy (tax duplicate) ..</b>	<b>\$14,409.14</b>	
<b>Per Capita Total Tax Levy .....</b>		<b>\$24.38</b>

<b>Current</b>		
1950 taxes levied (total) .....	\$14,435.43	
Collected in 1950 .....	11,617.77	
Per cent of levy col- lected in 1950 ...	80.48	
Transferred to liens .....	.....	
Cancelled, abated or adjusted .....	11.00	
Outstanding December 31, 1950 ..	\$2,806.66	

<b>All Prior Years Outstanding</b>		
Balance January 1, 1950 .....	\$2,512.58	
Collected in 1950 .....	2,425.53	
Balance December 31, 1950 .....	\$15.94	

<b>Tax Title Liens Outstanding</b>		
Balance January 1, 1950 .....	.....	
Redeemed by cash .....	.....	
Balance December 31, 1950 .....	.....	

<b>Property Acquired by Deed or Foreclosure</b>		
Balance January 1, 1950 .....	\$850.00	
Sale for cash .....	.....	
Balance December 31, 1950 .....	\$850.00	

**CAPITAL DEBT, DECEMBER 31, 1950**

<b>Gross Debt</b>		
School debt .....	.....	
Self-liquidating debt. ....	.....	
Other capital debt ..	.....	

**TOTAL GROSS DEBT .....** .....

**Per Capita Gross Debt .....** .....

<b>Deductions for</b>		
School debt .....	.....	
Self-liquidating debt. ....	.....	
Other capital debt ..	.....	

**TOTAL DEDUCTIONS .....** .....

**NET DEBT .....** .....

<b>Average Assessed Valuations</b>		
Real Property 1948-1949-1950..	\$153,976.00	
Per Cent of Net Debt .....	.....	

**CURRENT FINANCES DECEMBER 31, 1950**

Cash .....	\$10,819.67
Taxes receivable .....	2,822.60
Tax title liens .....	.....
Foreclosed property .....	850.00
Accounts receivable .....	.....
State road aid receivable .....	.....
Emergencies and deferred charges ..	.....

**TOTAL ASSETS .....** \$14,492.27

Cash liabilities .....	\$7,289.36
Reserves .....	3,672.60
Surplus revenue .....	3,530.31

**TOTAL LIABILITIES AND SURPLUS .....** \$14,492.27

**FLEMINGTON BOROUGH—HUNTERDON COUNTY**

Population Census, 1950—3,048  
1940—2,617

Land Area 1.3 sq. mi.

Net Valuation Taxable \$3,594,482

**EXPENDITURES AND REQUIRED PAYMENTS FOR 1950**  
**General Government**

Administrative and executive .... \$6,168.82  
Assessment and collection of taxes 2,900.00  
Finance Department .....

**Protection to Persons & Property**

Fire ..... 9,270.00  
Police ..... 13,601.18  
Other .....

**Streets and Roads**

Repairs and maintenance ..... 11,967.52  
Street lighting ..... 5,300.00

**Sanitation**

Street cleaning .....  
Garbage and ash removal ..... 8,150.00  
Sewers ..... 8,666.48

**Health and Charities**

Health service ..... 450.00  
Poor (including relief) ..... 1,410.00  
Hospitals (aid and maintenance) ..  
Other .....

**Recreation**

Beaches and boardwalks .....  
Parks and playgrounds ..... 525.00  
Other .....

**Educational**

(Exclusive of school districts) .. 7,300.00

**Unclassified Purposes**

(Including contingent) ..... 1,300.00

**SUB-TOTAL—Municipal functions..** ..... **\$77,409.00**

**Per Capita—Municipal functions ....** ..... **\$25.40**

Capital imp'ts and capital imp't fund ..... \$36,000.00

**Debt Service**

Principal payments .....  
Interest payments .....

Total .....

**Per Capita Debt Service** .....

Deferred Charges and Statutory Expenditures

Emergencies ..... \$12,170.00  
Other deferred chgs. 72,735.31  
Total ..... 84,905.31

**TOTAL—Municipal expenditures ...** ..... **\$198,314.31**

**Required Payments for Local School, County, and Special District Taxes** .....

91,952.99

**TOTAL EXPENDITURES AND REQUIRED PAYMENTS** .....

**\$290,267.30**

Reserve for uncollected taxes ..... \$35,632.57

**GRAND TOTAL—Budget** .....

**\$325,899.87**

**RECEIPTS AND REVENUES REALIZED IN 1950 TO MEET EXPENDITURES AND REQUIRED PAYMENTS**

Surplus revenue appropriated .. \$130,000.00  
Miscellaneous revenues realized. 29,234.87  
State aid revenues realized ..... 2,184.00  
Delinquent taxes including  
liens—1950 collections ..... 9,827.00  
Current taxes—1950 collections.. 155,117.73  
Emergency borrowings .....

**TOTAL RECEIPTS AND REVENUES REALIZED** .....

**\$326,363.60**

**CAPITAL OUTLAY—1950**

Beaches and boardwalks .....  
Buildings and equipment ..... \$6,000.00  
Parks and playgrounds .....  
Sewers .....  
Streets, roads and bridges ..... 7,950.28  
Water supply .....  
Other ..... 5,440.50

**Tax rate** ..... **\$4.44**  
Local school tax rate ..... 1.63  
County tax rate ..... 0.97  
Local purpose tax rate .... 1.84

**TAXES**

Local school tax ... \$58,631.41  
County taxes ..... 33,321.58  
Special district taxes .....

---

Local purpose levy ..... \$91,952.99  
Total tax levy (tax duplicate) .. **72,762.88**  
**\$164,715.87**

**Per Capita Total Tax Levy** ..... **\$54.04**

**Current**

1950 taxes levied (total) ..... \$166,695.13  
Collected in 1950 ..... 155,117.73  
Per cent of levy collected in 1950 ... 93.05  
Transferred to liens .....  
Cancelled, abated or adjusted ... 258.95  
Outstanding December 31, 1950 .. **\$11,318.45**

**All Prior Years Outstanding**

Balance January 1, 1950 ..... \$12,891.62  
Collected in 1950 .....  
Balance December 31, 1950 ..... **\$2,807.03**

**Tax Title Liens Outstanding**

Balance January 1, 1950 .....  
Redeemed by cash .....  
Balance December 31, 1950 .....

**Property Acquired by Deed or Foreclosure**

Balance January 1, 1950 .....  
Sale for cash .....  
Balance December 31, 1950 .....

**CAPITAL DEBT, DECEMBER 31, 1950**

**Gross Debt**  
School debt ..... \$365,985.00  
Self-liquidating debt. .... 9,827.00  
Other capital debt ..

**TOTAL GROSS DEBT** ..... **\$365,985.00**  
**Per Capita Gross Debt** ..... **\$120.07**

**Deductions for**

School debt ..... \$241,889.00  
Self-liquidating debt. ....  
Other capital debt ..

**TOTAL DEDUCTIONS** ..... 241,889.00  
**NET DEBT** ..... **\$124,096.00**

**Average Assessed Valuations**

Real Property 1948-1949-1950.. \$3,023,616.00  
Per Cent of Net Debt ..... 4.10

**CURRENT FINANCES DECEMBER 31, 1950**

Cash ..... \$125,738.20  
Taxes receivable ..... 14,125.48  
Tax title liens .....  
Foreclosed property .....  
Accounts receivable ..... 251.00  
State road aid receivable .....  
Emergencies and deferred charges .. 2,700.00

**TOTAL ASSETS** ..... **\$142,814.68**

Cash liabilities ..... \$7,928.05  
Reserves ..... 14,376.48  
Surplus revenue ..... 120,510.15

**TOTAL LIABILITIES AND SURPLUS** ..... **\$142,814.68**

## FLORENCE TOWNSHIP—BURLINGTON COUNTY

Population Census, 1950—7,461  
1940—7,229

Land Area 9.68 sq. mi.

Net Valuation Taxable \$6,439,594

### EXPENDITURES AND RE- QUIRED PAYMENTS FOR 1950

<b>General Government</b>	
Administrative and executive . . . . .	\$30,967.92
Assessment and collection of taxes . . . . .	6,300.00
Finance Department . . . . .	2,600.00
<b>Protection to Persons &amp; Property</b>	
Fire . . . . .	16,775.00
Police . . . . .	44,411.00
Other . . . . .	.....
<b>Streets and Roads</b>	
Repairs and maintenance . . . . .	27,000.00
Street lighting . . . . .	12,000.00
<b>Sanitation</b>	
Street cleaning . . . . .	.....
Garbage and ash removal . . . . .	17,700.00
Sewers . . . . .	.....
<b>Health and Charities</b>	
Health service . . . . .	3,700.00
Poor (including relief) . . . . .	1,320.00
Hospitals (aid and maintenance) . . . . .	.....
Other . . . . .	.....
<b>Recreation</b>	
Beaches and boardwalks . . . . .	.....
Parks and playgrounds . . . . .	3,500.00
Other . . . . .	.....
<b>Educational</b>	
(Exclusive of school districts) . . . . .	1,500.00
<b>Unclassified Purposes</b>	
(Including contingent) . . . . .	1,400.00
<b>SUB-TOTAL—Municipal functions..</b>	<b>\$169,173.92</b>

<b>Per Capita—Municipal functions . . . . .</b>	<b>\$22.67</b>
Capital imp'ts and capital imp't fund . . . . .	\$11,277.08
<b>Debt Service</b>	
Principal payments . . . . .	\$14,550.00
Interest payments . . . . .	10,275.00
Total . . . . .	24,825.00
<b>Per Capita Debt Service . . . . .</b>	<b>\$3.33</b>
<b>Deferred Charges and Statutory Expenditures</b>	
Emergencies . . . . .	\$3,900.00
Other deferred chgs. . . . .	14,529.13
Total . . . . .	18,429.13
<b>TOTAL—Municipal expenditures . . . . .</b>	<b>\$223,705.13</b>

<b>Required Payments for Local School, County, and Special District Taxes . . . . .</b>	<b>354,456.56</b>
<b>TOTAL EXPENDITURES AND REQUIRED PAYMENTS . . . . .</b>	<b>\$578,161.69</b>
Reserve for uncollected taxes . . . . .	\$29,560.71
<b>GRAND TOTAL—Budget . . . . .</b>	<b>\$607,722.40</b>

<b>RECEIPTS AND REVENUES REALIZED IN 1950 TO MEET EXPENDITURES AND REQUIRED PAYMENTS</b>	
Surplus revenue appropriated . . . . .	\$35,000.00
Miscellaneous revenues realized . . . . .	59,002.59
State aid revenues realized . . . . .	10,305.02
Delinquent taxes including liens—1950 collections . . . . .	18,038.30
Current taxes—1950 collections . . . . .	465,105.54
Emergency borrowings . . . . .	.....
<b>TOTAL RECEIPTS AND REVENUES REALIZED . . . . .</b>	<b>\$587,451.45</b>

<b>CAPITAL OUTLAY—1950</b>	
Beaches and boardwalks . . . . .	.....
Buildings and equipment . . . . .	\$39,106.53
Parks and playgrounds . . . . .	.....
Sewers . . . . .	5,707.38
Streets, roads and bridges . . . . .	.....
Water supply . . . . .	51,188.32
Other . . . . .	.....

<b>Tax rate . . . . .</b>	<b>\$7.58</b>
Local school tax rate . . . . .	3.55
County tax rate . . . . .	1.95
Local purpose tax rate . . . . .	2.08

### TAXES

Local school tax . . . . .	\$228,844.29	
County taxes . . . . .	125,612.27	
Special district taxes . . . . .	.....	
Local purpose levy . . . . .	133,778.50	\$354,456.56
Total tax levy (tax duplicate) . . . . .		<u>\$488,235.06</u>

<b>Per Capita Total Tax Levy . . . . .</b>	<b>\$65.44</b>
--------------------------------------------	----------------

<b>Current</b>	
1950 taxes levied (total) . . . . .	\$490,872.62
Collected in 1950 . . . . .	465,105.54
Per cent of levy collected in 1950 . . . . .	94.75
Transferred to liens . . . . .	215.11
Cancelled, abated or adjusted . . . . .	800.41
Outstanding December 31, 1950 . . . . .	\$24,751.56

<b>All Prior Years Outstanding</b>	
Balance January 1, 1950 . . . . .	\$19,710.73
Collected in 1950 . . . . .	17,488.11
Balance December 31, 1950 . . . . .	\$1,923.73

<b>Tax Title Liens Outstanding</b>	
Balance January 1, 1950 . . . . .	\$2,898.04
Redeemed by cash . . . . .	507.39
Balance December 31, 1950 . . . . .	\$2,988.74

<b>Property Acquired by Deed or Foreclosure</b>	
Balance January 1, 1950 . . . . .	.....
Sale for cash . . . . .	.....
Balance December 31, 1950 . . . . .	.....

### CAPITAL DEBT, DECEMBER 31, 1950

<b>Gross Debt</b>	
School debt . . . . .	\$758,000.00
Self-liquidating debt . . . . .	497,000.00
Other capital debt . . . . .	153,425.00
<b>TOTAL GROSS DEBT . . . . .</b>	<b>\$1,408,425.00</b>
<b>Per Capita Gross Debt . . . . .</b>	<b>\$188.77</b>

<b>Deductions for</b>	
School debt . . . . .	\$450,864.00
Self-liquidating debt . . . . .	272,906.00
Other capital debt . . . . .	1,157.00
<b>TOTAL DEDUCTIONS . . . . .</b>	<b>724,927.00</b>
<b>NET DEBT . . . . .</b>	<b>\$683,498.00</b>

<b>Average Assessed Valuations</b>	
Real Property 1948-1949-1950 . . . . .	\$5,635,796.00
Per Cent of Net Debt . . . . .	12.12

### CURRENT FINANCES DECEMBER 31, 1950

Cash . . . . .	\$156,560.07
Taxes receivable . . . . .	26,675.29
Tax title liens . . . . .	2,988.74
Foreclosed property . . . . .	.....
Accounts receivable . . . . .	332.55
State road aid receivable . . . . .	6,139.61
Emergencies and deferred charges . . . . .	922.07
<b>TOTAL ASSETS . . . . .</b>	<b>\$193,618.33</b>

Cash liabilities . . . . .	\$116,517.33
Reserves . . . . .	29,996.58
Surplus revenue . . . . .	47,104.42
<b>TOTAL LIABILITIES AND SURPLUS . . . . .</b>	<b>\$193,618.33</b>

## FLORHAM PARK BOROUGH—MORRIS COUNTY

Population Census, 1950—2,399      Land Area 7.6 sq. mi.      Net Valuation Taxable \$3,343,925  
 1940—1,609

<b>EXPENDITURES AND RE-REQUIRED PAYMENTS FOR 1950</b>	
<b>General Government</b>	
Administrative and executive . . . . .	\$15,110.00
Assessment and collection of taxes	3,975.00
Finance Department . . . . .	. . . . .
<b>Protection to Persons &amp; Property</b>	
Fire . . . . .	10,200.00
Police . . . . .	18,760.00
Other . . . . .	. . . . .
<b>Streets and Roads</b>	
Repairs and maintenance . . . . .	13,625.00
Street lighting . . . . .	5,200.00
<b>Sanitation</b>	
Street cleaning . . . . .	. . . . .
Garbage and ash removal . . . . .	. . . . .
Sewers . . . . .	. . . . .
<b>Health and Charities</b>	
Health service . . . . .	1,930.00
Poor (including relief) . . . . .	200.00
Hospitals (aid and maintenance) . . . . .	. . . . .
Other . . . . .	250.00
<b>Recreation</b>	
Beaches and boardwalks . . . . .	. . . . .
Parks and playgrounds . . . . .	. . . . .
Other . . . . .	150.00
<b>Educational</b>	
(Exclusive of school districts) . . . . .	. . . . .
<b>Unclassified Purposes</b>	
(Including contingent) . . . . .	200.00
<b>SUB-TOTAL—Municipal functions..</b>	<b>\$69,600.00</b>
<b>Per Capita—Municipal functions . . . . .</b>	
Capital imp'ts and capital imp't fund	\$29.01      \$15,432.00
<b>Debt Service</b>	
Principal payments . . . . .	\$7,000.00
Interest payments . . . . .	2,075.00
Total . . . . .	9,075.00
<b>Per Capita Debt Service . . . . .</b>	
	<b>\$3.78</b>
<b>Deferred Charges and Statutory Expenditures</b>	
Emergencies . . . . .	\$3,301.92
Other deferred chgs. . . . .	5,954.92
Total . . . . .	9,256.84
<b>TOTAL—Municipal expenditures . . .</b>	<b>\$103,363.84</b>
<b>Required Payments for Local School, County, and Special District Taxes . . . . .</b>	
	<b>129,715.59</b>
<b>TOTAL EXPENDITURES AND REQUIRED PAYMENTS . . . . .</b>	<b>\$233,079.43</b>
Reserve for uncollected taxes . . . . .	\$19,495.81
<b>GRAND TOTAL—Budget . . . . .</b>	<b>\$252,575.24</b>
<b>RECEIPTS AND REVENUES REALIZED IN 1950 TO MEET EXPENDITURES AND RE-REQUIRED PAYMENTS</b>	
Surplus revenue appropriated . . . . .	\$19,000.00
Miscellaneous revenues realized . . . . .	29,733.50
State aid revenues realized . . . . .	7,568.00
Delinquent taxes including	
liens—1950 collections . . . . .	9,385.76
Current taxes—1950 collections..	186,115.04
Emergency borrowings . . . . .	. . . . .
<b>TOTAL RECEIPTS AND REVENUES REALIZED . . . . .</b>	<b>\$251,802.30</b>

### CAPITAL OUTLAY—1950

Beaches and boardwalks . . . . .	. . . . .
Buildings and equipment . . . . .	. . . . .
Parks and playgrounds . . . . .	. . . . .
Sewers . . . . .	\$18,428.80
Streets, roads and bridges . . . . .	. . . . .
Water supply . . . . .	. . . . .
Other . . . . .	. . . . .

<b>Tax rate . . . . .</b>	<b>\$5.88</b>
Local school tax rate . . . . .	2.88
County tax rate . . . . .	1.00
Local purpose tax rate . . . . .	2.00

### TAXES

Local school tax . . . . .	\$96,314.40	
County taxes . . . . .	33,401.19	
Special district taxes . . . . .	. . . . .	
Local purpose levy . . . . .	. . . . .	\$129,715.59
Total tax levy (tax duplicate) . . . . .		<u>66,809.65</u>
<b>Per Capita Total Tax Levy . . . . .</b>	<b>\$81.92</b>	

<b>Current</b>	
1949 taxes levied (total) . . . . .	\$199,676.92
Collected in 1950 . . . . .	186,115.04
Per cent of levy collected in 1950 . . . . .	93.20
Transferred to liens . . . . .	2,367.98
Cancelled, abated or adjusted . . . . .	947.80
Outstanding December 31, 1950 . . . . .	<u>\$10,246.10</u>

<b>All Prior Years Outstanding</b>	
Balance January 1, 1950 . . . . .	\$11,475.06
Collected in 1950 . . . . .	6,585.65
Balance December 31, 1950 . . . . .	<u>\$4,317.92</u>

<b>Tax Title Liens Outstanding</b>	
Balance January 1, 1950 . . . . .	\$21,071.04
Redeemed by cash . . . . .	2,800.11
Balance December 31, 1950 . . . . .	<u>\$20,638.91</u>

<b>Property Acquired by Deed or Foreclosure</b>	
Balance January 1, 1950 . . . . .	\$14,650.00
Sale for cash . . . . .	675.00
Balance December 31, 1950 . . . . .	<u>\$13,975.00</u>

### CAPITAL DEBT, DECEMBER 31, 1950

<b>Gross Debt</b>	
School debt . . . . .	\$352,200.00
Self-liquidating debt. . . . .	49,000.00
Other capital debt . . . . .	95,000.00

<b>TOTAL GROSS DEBT . . . . .</b>	<b>\$496,200.00</b>
<b>Per Capita Gross Debt . . . . .</b>	<b>\$206.84</b>

<b>Deductions for</b>	
School debt . . . . .	\$175,158.00
Self-liquidating debt. . . . .	49,000.00
Other capital debt . . . . .	. . . . .

<b>TOTAL DEDUCTIONS . . . . .</b>	<b>224,158.00</b>
<b>NET DEBT . . . . .</b>	<b>\$272,042.00</b>

<b>Average Assessed Valuations</b>	
Real Property 1948-1949-1950..	\$2,919,302.00
Per Cent of Net Debt . . . . .	9.31

### CURRENT FINANCES DECEMBER 31, 1950

Cash . . . . .	\$73,014.27
Taxes receivable . . . . .	14,564.02
Tax title liens . . . . .	20,638.91
Foreclosed property . . . . .	13,975.00
Accounts receivable . . . . .	. . . . .
State road aid receivable . . . . .	12,136.00
Emergencies and deferred charges . . . . .	350.00

<b>TOTAL ASSETS . . . . .</b>	<b>\$134,678.20</b>
-------------------------------	---------------------

Cash liabilities . . . . .	\$24,516.52
Reserves . . . . .	49,177.93
Surplus revenue . . . . .	60,983.75

<b>TOTAL LIABILITIES AND SURPLUS . . . . .</b>	<b>\$134,678.20</b>
------------------------------------------------	---------------------

# FOLSOM BOROUGH—ATLANTIC COUNTY

Population Census, 1950—292      Land Area 8.79 sq. mi.      Net Valuation Taxable \$264,471  
 1940—229

<b>EXPENDITURES AND RE-REQUIRED PAYMENTS FOR 1950</b>	
<b>General Government</b>	
Administrative and executive .....	\$2,471.58
Assessment and collection of taxes	1,029.70
Finance Department .....	.....
<b>Protection to Persons &amp; Property</b>	
Fire .....	197.80
Police .....	184.45
Other .....	.....
<b>Streets and Roads</b>	
Repairs and maintenance .....	2,335.61
Street lighting .....	546.58
<b>Sanitation</b>	
Street cleaning .....	.....
Garbage and ash removal .....	.....
Sewers .....	.....
<b>Health and Charities</b>	
Health service .....	44.25
Poor (including relief) .....	503.00
Hospitals (aid and maintenance) .....	.....
Other .....	.....
<b>Recreation</b>	
Beaches and boardwalks .....	.....
Parks and playgrounds .....	.....
Other .....	.....
<b>Educational</b>	
(Exclusive of school districts) ..	.....
<b>Unclassified Purposes</b>	
(Including contingent) .....	600.00
<b>SUB-TOTAL—Municipal functions..</b>	<b>\$7,912.97</b>
<b>Per Capita—Municipal functions ....</b>	
Capital imp'ts and capital imp't fund	\$27.10
Capital imp'ts and capital imp't fund	\$1,111.11
<b>Debt Service</b>	
Principal payments ..	.....
Interest payments ..	.....
Total .....	.....
<b>Per Capita Debt Service .....</b>	
<b>Deferred Charges and Statutory Expenditures</b>	
Emergencies .....	.....
Other deferred chgs. ....	.....
Total .....	.....
<b>TOTAL—Municipal expenditures ...</b>	<b>\$9,024.08</b>
<b>Required Payments for Local School, County, and Special District Taxes</b>	
.....	13,928.17
<b>TOTAL EXPENDITURES AND REQUIRED PAYMENTS .....</b>	<b>\$22,952.25</b>
Reserve for uncollected taxes .....	\$2,985.45
<b>GRAND TOTAL—Budget .....</b>	<b>\$25,937.70</b>
<b>RECEIPTS AND REVENUES REALIZED IN 1950 TO MEET EXPENDITURES AND RE-REQUIRED PAYMENTS</b>	
Surplus revenue appropriated ..	\$3,300.00
Miscellaneous revenues realized.	6,309.97
State aid revenues realized .....	3,097.00
Delinquent taxes including liens—1950 collections .....	1,731.48
Current taxes—1950 collections..	14,237.64
Emergency borrowings .....	.....
<b>TOTAL RECEIPTS AND REVENUES REALIZED .....</b>	<b>\$28,676.09</b>

<b>CAPITAL OUTLAY—1950</b>	
Beaches and boardwalks .....	.....
Buildings and equipment .....	.....
Parks and playgrounds .....	.....
Sewers .....	.....
Streets, roads and bridges .....	.....
Water supply .....	.....
Other .....	.....

<b>Tax rate .....</b>	<b>\$5.72</b>
Local school tax rate .....	3.78
County tax rate .....	1.49
Local purpose tax rate .....	0.45
<b>TAXES</b>	
Local school tax ...	\$10,000.00
County taxes .....	3,928.17
Special district taxes .....	.....
Local purpose levy .....	\$13,928.17
.....	1,179.76
<b>Total tax levy (tax duplicate) ..</b>	<b>\$15,107.93</b>
<b>Per Capita Total Tax Levy .....</b>	
.....	<b>\$51.74</b>
<b>Current</b>	
1950 taxes levied (total) .....	\$15,105.67
Collected in 1950 .....	14,237.64
Per cent of levy collected in 1950 ...	94.25
Transferred to liens .....	176.99
Cancelled, abated or adjusted .....	.....
Outstanding December 31, 1950 ..	\$691.04
<b>All Prior Years Outstanding</b>	
Balance January 1, 1950 .....	\$1,923.81
Collected in 1950 .....	1,622.66
Balance December 31, 1950 .....	\$146.68
<b>Tax Title Liens Outstanding</b>	
Balance January 1, 1950 .....	\$14,675.83
Redeemed by cash .....	108.82
Balance December 31, 1950 .....	\$14,943.58
<b>Property Acquired by Deed or Foreclosure</b>	
Balance January 1, 1950 .....	.....
Sale for cash .....	.....
Balance December 31, 1950 .....	.....

<b>CAPITAL DEBT, DECEMBER 31, 1950</b>	
<b>Gross Debt</b>	
School debt .....	.....
Self-liquidating debt. ....	.....
Other capital debt ..	.....
<b>TOTAL GROSS DEBT .....</b>	<b>.....</b>
<b>Per Capita Gross Debt .....</b>	
.....	.....
<b>Deductions for</b>	
School debt .....	.....
Self-liquidating debt. ....	.....
Other capital debt ..	.....
<b>TOTAL DEDUCTIONS .....</b>	<b>.....</b>
<b>NET DEBT .....</b>	<b>.....</b>

<b>Average Assessed Valuations</b>	
Real Property 1948-1949-1950..	\$174,476.00
Per Cent of Net Debt .....	.....

<b>CURRENT FINANCES DECEMBER 31, 1950</b>	
Cash .....	\$22,679.55
Taxes receivable .....	837.72
Tax title liens .....	14,943.58
Foreclosed property .....	.....
Accounts receivable .....	144.94
State road aid receivable .....	4,000.00
Emergencies and deferred charges ..	600.00
<b>TOTAL ASSETS .....</b>	<b>\$43,205.79</b>
Cash liabilities .....	\$5,759.95
Reserves .....	15,926.24
Surplus revenue .....	21,519.60
<b>TOTAL LIABILITIES AND SURPLUS .....</b>	<b>\$43,205.79</b>

## FORT LEE BOROUGH—BERGEN COUNTY

Population Census, 1950—11,611      Land Area 2.5 sq. mi.      Net Valuation Taxable \$12,162,669  
 1940—9,468

<b>EXPENDITURES AND REQUIRED PAYMENTS FOR 1950</b>	
<b>General Government</b>	
Administrative and executive . . . . .	\$44,591.44
Assessment and collection of taxes	26,119.22
Finance Department . . . . .	.....
<b>Protection to Persons &amp; Property</b>	
Fire . . . . .	30,675.00
Police . . . . .	95,821.00
Other . . . . .	.....
<b>Streets and Roads</b>	
Repairs and maintenance . . . . .	30,800.00
Street lighting . . . . .	17,070.00
<b>Sanitation</b>	
Street cleaning . . . . .	.....
Garbage and ash removal . . . . .	26,266.56
Sewers . . . . .	20,448.00
<b>Health and Charities</b>	
Health service . . . . .	9,259.82
Poor (including relief) . . . . .	7,949.96
Hospitals (aid and maintenance) . . . . .	.....
Other . . . . .	.....
<b>Recreation</b>	
Beaches and boardwalks . . . . .	.....
Parks and playgrounds . . . . .	2,466.50
Other . . . . .	.....
<b>Educational</b>	
(Exclusive of school districts) . . . . .	3,550.00
<b>Unclassified Purposes</b>	
(Including contingent) . . . . .	10,181.00
<b>SUB-TOTAL—Municipal functions..</b>	<b>\$325,198.50</b>

<b>Per Capita—Municipal functions . . . . .</b>	<b>\$28.01</b>
Capital imp'ts and capital imp't fund	\$11,000.00
<b>Debt Service</b>	
Principal payments . . . . .	\$25,000.00
Interest payments . . . . .	96,480.00

Total . . . . .	121,480.00
<b>Per Capita Debt Service . . . . .</b>	<b>\$10.46</b>

<b>Deferred Charges and Statutory Expenditures</b>	
Emergencies . . . . .	\$2,500.00
Other deferred chgs. . . . .	29,385.80
Total . . . . .	31,885.80

<b>TOTAL—Municipal expenditures . . . . .</b>	<b>\$489,564.30</b>
-----------------------------------------------	---------------------

<b>Required Payments for Local School, County, and Special District Taxes . . . . .</b>	<b>402,741.78</b>
-----------------------------------------------------------------------------------------	-------------------

<b>TOTAL EXPENDITURES AND REQUIRED PAYMENTS . . . . .</b>	<b>\$892,306.08</b>
-----------------------------------------------------------	---------------------

Reserve for uncollected taxes . . . . .	\$107,126.64
<b>GRAND TOTAL—Budget . . . . .</b>	<b>\$999,432.72</b>

<b>RECEIPTS AND REVENUES REALIZED IN 1950 TO MEET EXPENDITURES AND REQUIRED PAYMENTS</b>	
Surplus revenue appropriated . . . . .	\$77,000.00
Miscellaneous revenues realized . . . . .	184,005.51
State aid revenues realized . . . . .	10,937.40
<b>Delinquent taxes including</b>	
Liens—1950 collections . . . . .	67,456.98
Current taxes—1950 collections . . . . .	697,734.78
Emergency borrowings . . . . .	.....
<b>TOTAL RECEIPTS AND REVENUES REALIZED . . . . .</b>	<b>\$1,037,134.67</b>

<b>CAPITAL OUTLAY—1950</b>	
Beaches and boardwalks . . . . .	.....
Buildings and equipment . . . . .	\$15,000.00
Parks and playgrounds . . . . .	.....
Sewers . . . . .	.....
Streets, roads and bridges . . . . .	5,184.77
Water supply . . . . .	.....
Other . . . . .	383.28

<b>Tax rate . . . . .</b>	<b>\$5.85</b>
Local school tax rate . . . . .	2.52
County tax rate . . . . .	0.80
Local purpose tax rate . . . . .	2.53

<b>TAXES</b>	
Local school tax . . . . .	\$306,363.14
County taxes . . . . .	96,378.64
Special district taxes . . . . .	.....
Local purpose levy . . . . .	\$402,741.78
	310,452.25
<b>Total tax levy (tax duplicate) . . . . .</b>	<b>\$713,194.03</b>
<b>Per Capita Total Tax Levy . . . . .</b>	<b>\$61.42</b>

<b>Current</b>	
1950 taxes levied (total) . . . . .	\$792,217.57
Collected in 1950 . . . . .	697,734.78
Per cent of levy collected in 1950 . . . . .	87.96
Transferred to liens . . . . .	17,538.64
Cancelled, abated or adjusted . . . . .	21,958.33
Outstanding December 31, 1950 . . . . .	\$55,985.82

<b>All Prior Years Outstanding</b>	
Balance January 1, 1950 . . . . .	\$47,573.69
Collected in 1950 . . . . .	46,307.42
Balance December 31, 1950 . . . . .	\$641.42

<b>Tax Title Liens Outstanding</b>	
Balance January 1, 1950 . . . . .	\$139,034.44
Redeemed by cash . . . . .	21,149.56
Balance December 31, 1950 . . . . .	\$118,180.77

<b>Property Acquired by Deed or Foreclosure</b>	
Balance January 1, 1950 . . . . .	\$62,250.00
Sale for cash . . . . .	3,725.00
Balance December 31, 1950 . . . . .	\$71,350.00

<b>CAPITAL DEBT, DECEMBER 31, 1950</b>	
<b>Gross Debt</b>	
School debt . . . . .	\$778,000.00
Self-liquidating debt . . . . .	.....
Other capital debt . . . . .	3,191,000.00
<b>TOTAL GROSS DEBT . . . . .</b>	<b>\$3,969,000.00</b>
<b>Per Capita Gross Debt . . . . .</b>	<b>\$341.83</b>

<b>Deductions for</b>	
School debt . . . . .	\$778,000.00
Self-liquidating debt . . . . .	.....
Other capital debt . . . . .	.....
<b>TOTAL DEDUCTIONS . . . . .</b>	<b>778,000.00</b>
<b>NET DEBT . . . . .</b>	<b>\$3,191,000.00</b>

<b>Average Assessed Valuations</b>	
Real Property 1948-1949-1950 . . . . .	\$10,591,269.00
<b>Per Cent of Net Debt . . . . .</b>	<b>30.12</b>

<b>CURRENT FINANCES DECEMBER 31, 1950</b>	
Cash . . . . .	\$287,084.86
Taxes receivable . . . . .	56,627.24
Tax title liens . . . . .	118,180.77
Foreclosed property . . . . .	71,350.00
Accounts receivable . . . . .	2,286.50
State road aid receivable . . . . .	.....
Emergencies and deferred charges . . . . .	3,000.00
<b>TOTAL ASSETS . . . . .</b>	<b>\$538,529.37</b>

Cash liabilities . . . . .	\$57,355.60
Reserves . . . . .	248,444.51
Surplus revenue . . . . .	232,729.26

<b>TOTAL LIABILITIES AND SURPLUS . . . . .</b>	<b>\$538,529.37</b>
------------------------------------------------	---------------------

## FRANKFORD TOWNSHIP—SUSSEX COUNTY

Population Census, 1950—1,526  
1940—1,244

Land Area 34.8 sq. mi.

Net Valuation Taxable \$1,859,488

### EXPENDITURES AND REQUIRED PAYMENTS FOR 1950

<b>General Government</b>	
Administrative and executive .....	\$3,850.00
Assessment and collection of taxes .....	2,300.00
Finance Department .....	.....
<b>Protection to Persons &amp; Property</b>	
Fire .....	1,700.00
Police .....	.....
Other .....	.....
<b>Streets and Roads</b>	
Repairs and maintenance .....	33,324.50
Street lighting .....	.....
<b>Sanitation</b>	
Street cleaning .....	.....
Garbage and ash removal .....	.....
Sewers .....	.....
<b>Health and Charities</b>	
Health service .....	255.00
Poor (including relief) .....	390.00
Hospitals (aid and maintenance) .....	500.00
Other .....	.....
<b>Recreation</b>	
Beaches and boardwalks .....	.....
Parks and playgrounds .....	.....
Other .....	.....
<b>Educational</b>	
(Exclusive of school districts) ..	.....
<b>Unclassified Purposes</b>	
(Including contingent) .....	200.00
<b>SUB-TOTAL—Municipal functions..</b>	<b>\$42,519.50</b>

<b>Per Capita—Municipal functions .....</b>	<b>\$27.86</b>
Capital imp'ts and capital imp't fund .....	\$5,548.00
<b>Debt Service</b>	
Principal payments .....	.....
Interest payments .....	.....
<b>Total .....</b>	<b>.....</b>

<b>Per Capita Debt Service .....</b>	
<b>Deferred Charges and Statutory Expenditures</b>	
Emergencies .....	\$3,000.00
Other deferred chgs. ....	.....
<b>Total .....</b>	<b>3,000.00</b>

<b>TOTAL—Municipal expenditures ..</b>	<b>\$51,067.50</b>
----------------------------------------	--------------------

<b>Required Payments for Local School, County, and Special District Taxes .....</b>	<b>110,476.07</b>
-------------------------------------------------------------------------------------	-------------------

<b>TOTAL EXPENDITURES AND REQUIRED PAYMENTS .....</b>	<b>\$161,543.57</b>
-------------------------------------------------------	---------------------

Reserve for uncollected taxes .....	\$41,024.80
-------------------------------------	-------------

<b>GRAND TOTAL—Budget .....</b>	<b>\$202,568.37</b>
---------------------------------	---------------------

### RECEIPTS AND REVENUES REALIZED IN 1950 TO MEET EXPENDITURES AND REQUIRED PAYMENTS

Surplus revenue appropriated ..	\$16,000.00
Miscellaneous revenues realized ..	11,527.16
State aid revenues realized .....	10,939.00
Delinquent taxes including	.....
liens—1950 collections .....	26,655.78
Current taxes—1950 collections ..	107,714.37
Emergency borrowings .....	.....
<b>TOTAL RECEIPTS AND REVENUES REALIZED .....</b>	<b>\$172,836.31</b>

### CAPITAL OUTLAY—1950

Beaches and boardwalks .....	.....
Buildings and equipment .....	\$1,690.00
Parks and playgrounds .....	.....
Sewers .....	.....
Streets, roads and bridges .....	.....
Water supply .....	.....
Other .....	.....

<b>Tax rate .....</b>	<b>\$7.96</b>
Local school tax rate .....	4.23
County tax rate .....	1.71
Local purpose tax rate ....	2.02

### TAXES

Local school tax ...	\$78,710.57	
County taxes .....	31,765.50	
Special district taxes .....	.....	
		\$110,476.07
Local purpose levy .....		37,488.30
<b>Total tax levy (tax duplicate) ..</b>		<b>\$147,964.37</b>

<b>Per Capita Total Tax Levy .....</b>	<b>\$96.96</b>
----------------------------------------	----------------

### Current

1950 taxes levied (total) .....	\$148,542.42
Collected in 1950 .....	107,714.37
Per cent of levy collected in 1950 ...	72.51
Transferred to liens .....	159.18
Cancelled, abated or adjusted .....	167.93
Outstanding December 31, 1950 ..	\$40,500.94

### All Prior Years Outstanding

Balance January 1, 1950 .....	\$32,003.00
Collected in 1950 .....	26,571.92
Balance December 31, 1950 .....	\$4,740.23

### Tax Title Liens Outstanding

Balance January 1, 1950 .....	\$3,186.68
Redeemed by cash .....	83.86
Balance December 31, 1950 .....	\$845.02

### Property Acquired by Deed or Foreclosure

Balance January 1, 1950 .....	.....
Sale for cash .....	.....
Balance December 31, 1950 .....	.....

### CAPITAL DEBT, DECEMBER 31, 1950

<b>Gross Debt</b>	
School debt .....	\$353,000.00
Self-liquidating debt. ....	.....
Other capital debt ..	.....
<b>TOTAL GROSS DEBT .....</b>	<b>\$353,000.00</b>
<b>Per Capita Gross Debt .....</b>	<b>\$231.32</b>

### Deductions for

School debt .....	\$94,967.00
Self-liquidating debt. ....	.....
Other capital debt ..	.....
<b>TOTAL DEDUCTIONS .....</b>	<b>94,967.00</b>
<b>NET DEBT .....</b>	<b>\$258,033.00</b>

### Average Assessed Valuations

Real Property 1948-1949-1950..	\$1,582,781.00
Per Cent of Net Debt .....	16.30

### CURRENT FINANCES DECEMBER 31, 1950

Cash .....	\$36,171.28
Taxes receivable .....	45,241.17
Tax title liens .....	845.02
Foreclosed property .....	.....
Accounts receivable .....	530.91
State road aid receivable .....	1,472.13
Emergencies and deferred charges ..	.....
<b>TOTAL ASSETS .....</b>	<b>\$84,260.51</b>

Cash liabilities .....	\$3,434.97
Reserves .....	46,617.10
Surplus revenue .....	34,208.44

<b>TOTAL LIABILITIES AND SURPLUS .....</b>	<b>\$84,260.51</b>
--------------------------------------------	--------------------

## FRANKLIN BOROUGH—SUSSEX COUNTY

Population Census, 1950—3,867  
1940—4,009

Land Area 4.4 sq. mi.

Net Valuation Taxable \$2,602,082

### EXPENDITURES AND REQUIRED PAYMENTS FOR 1950

<b>General Government</b>	
Administrative and executive . . . . .	\$6,770.51
Assessment and collection of taxes . . . . .	1,125.81
Finance Department . . . . .	399.19
<b>Protection to Persons &amp; Property</b>	
Fire . . . . .	7,257.49
Police . . . . .	11,840.93
Other . . . . .	.....
<b>Streets and Roads</b>	
Repairs and maintenance . . . . .	31,150.92
Street lighting . . . . .	8,173.83
<b>Sanitation</b>	
Street cleaning . . . . .	.....
Garbage and ash removal . . . . .	14,224.73
Sewers . . . . .	.....
<b>Health and Charities</b>	
Health service . . . . .	3,485.37
Poor (including relief) . . . . .	1,161.10
Hospitals (aid and maintenance) . . . . .	.....
Other . . . . .	.....
<b>Recreation</b>	
Beaches and boardwalks . . . . .	.....
Parks and playgrounds . . . . .	1,836.57
Other . . . . .	.....
<b>Educational</b>	
(Exclusive of school districts) . . . . .	314.17
<b>Unclassified Purposes</b>	
(Including contingent) . . . . .	341.06
<b>SUB-TOTAL—Municipal functions..</b>	<b>\$88,081.68</b>

<b>Per Capita—Municipal functions . . . . .</b>	<b>\$22.78</b>
Capital impmts and capital imp't fund	\$8,821.00
<b>Debt Service</b>	
Principal payments . . . . .	.....
Interest payments . . . . .	.....
Total . . . . .	.....
<b>Per Capita Debt Service . . . . .</b>	
<b>Deferred Charges and Statutory Expenditures</b>	
Emergencies . . . . .	.....
Other deferred chgs. . . . .	\$135.00
Total . . . . .	135.00

**TOTAL—Municipal expenditures . . . . . \$97,037.68**

**Required Payments for Local School, County, and Special District Taxes . . . . . 185,629.63**

**TOTAL EXPENDITURES AND REQUIRED PAYMENTS . . . . . \$282,667.31**

Reserve for uncollected taxes . . . . . \$11,498.08

**GRAND TOTAL—Budget . . . . . \$294,165.39**

### RECEIPTS AND REVENUES REALIZED IN 1950 TO MEET EXPENDITURES AND REQUIRED PAYMENTS

Surplus revenue appropriated . . . . .	\$20,000.00
Miscellaneous revenues realized . . . . .	37,078.11
State aid revenues realized . . . . .	8,821.00
<b>Delinquent taxes including</b>	
liens—1950 collections . . . . .	9,871.15
Current taxes—1950 collections..	215,991.89
Emergency borrowings . . . . .	2,000.00

**TOTAL RECEIPTS AND REVENUES REALIZED . . . . . \$293,762.15**

### CAPITAL OUTLAY—1950

Beaches and boardwalks . . . . .	.....
Buildings and equipment . . . . .	.....
Parks and playgrounds . . . . .	.....
Sewers . . . . .	.....
Streets, roads and bridges . . . . .	.....
Water supply . . . . .	.....
Other . . . . .	.....

<b>Tax rate . . . . .</b>	<b>\$8.67</b>
Local school tax rate . . . . .	5.42
County tax rate . . . . .	1.71
Local purpose tax rate . . . . .	1.54

### TAXES

Local school tax . . . . .	\$141,115.00
County taxes . . . . .	44,514.63
Special district taxes . . . . .	.....
Local purpose levy . . . . .	\$185,629.63
Total tax levy (tax duplicate) ..	40,847.75

**Per Capita Total Tax Levy . . . . . \$58.57**

<b>Current</b>	
1950 taxes levied (total) . . . . .	\$226,508.63
Collected in 1950 . . . . .	215,991.89
Per cent of levy collected in 1950 . . . . .	95.35
Transferred to liens . . . . .	186.41
Cancelled, abated or adjusted . . . . .	405.32
Outstanding December 31, 1950 ..	\$9,925.01

<b>All Prior Years Outstanding</b>	
Balance January 1, 1950 . . . . .	\$11,037.16
Collected in 1950 . . . . .	9,871.15
Balance December 31, 1950 . . . . .	\$1,166.01

<b>Tax Title Liens Outstanding</b>	
Balance January 1, 1950 . . . . .	\$1,504.71
Redeemed by cash . . . . .	.....
Balance December 31, 1950 . . . . .	\$1,691.12

<b>Property Acquired by Deed or Foreclosure</b>	
Balance January 1, 1950 . . . . .	.....
Sale for cash . . . . .	.....
Balance December 31, 1950 . . . . .	.....

### CAPITAL DEBT, DECEMBER 31, 1950

<b>Gross Debt</b>	
School debt . . . . .	.....
Self-liquidating debt. . . . .	.....
Other capital debt . . . . .	\$2,000.00
<b>TOTAL GROSS DEBT . . . . .</b>	<b>\$2,000.00</b>
<b>Per Capita Gross Debt . . . . .</b>	<b>\$0.52</b>

<b>Deductions for</b>	
School debt . . . . .	.....
Self-liquidating debt. . . . .	.....
Other capital debt . . . . .	.....
<b>TOTAL DEDUCTIONS . . . . .</b>	<b>.....</b>
<b>NET DEBT . . . . .</b>	<b>\$2,000.00</b>

<b>Average Assessed Valuations</b>	
Real Property 1948-1949-1950..	\$2,800,880.00
Per Cent of Net Debt . . . . .	0.07

### CURRENT FINANCES DECEMBER 31, 1950

Cash . . . . .	\$208,125.41
Taxes receivable . . . . .	11,091.02
Tax title liens . . . . .	1,691.12
Foreclosed property . . . . .	.....
Accounts receivable . . . . .	.....
State road aid receivable . . . . .	15,444.70
Emergencies and deferred charges . .	2,322.02

**TOTAL ASSETS . . . . . \$238,674.27**

Cash liabilities . . . . .	\$197,451.76
Reserves . . . . .	12,782.14
Surplus revenue . . . . .	28,440.37

**TOTAL LIABILITIES AND SURPLUS . . . . . \$238,674.27**

# FRANKLIN TOWNSHIP—GLOUCESTER COUNTY

Population Census, 1950—5,063  
1940—3,464

Land Area 54.13 sq. mi.

Net Valuation Taxable \$1,733,388

## EXPENDITURES AND REQUIRED PAYMENTS FOR 1950

<b>General Government</b>	
Administrative and executive .....	\$10,458.60
Assessment and collection of taxes .....	6,185.98
Finance Department .....	500.00
<b>Protection to Persons &amp; Property</b>	
Fire .....	.....
Police .....	2,125.00
Other .....	.....
<b>Streets and Roads</b>	
Repairs and maintenance .....	27,200.00
Street lighting .....	3,500.00
<b>Sanitation</b>	
Street cleaning .....	.....
Garbage and ash removal .....	.....
Sewers .....	.....
<b>Health and Charities</b>	
Health service .....	1,185.42
Poor (including relief) .....	1,750.00
Hospitals (aid and maintenance) .....	.....
Other .....	.....
<b>Recreation</b>	
Beaches and boardwalks .....	.....
Parks and playgrounds .....	.....
Other .....	.....
<b>Educational</b>	
(Exclusive of school districts) ..	.....
<b>Unclassified Purposes</b>	
(Including contingent) .....	125.00
<b>SUB-TOTAL—Municipal functions..</b>	<b>\$53,030.00</b>

<b>Per Capita—Municipal functions .....</b>	<b>\$10.47</b>
Capital imp'ts and capital imp't fund .....	\$4,500.00
<b>Debt Service</b>	
Principal payments ..	\$10,000.00
Interest payments ..	2,295.00
<b>Total .....</b>	<b>12,295.00</b>
<b>Per Capita Debt Service .....</b>	
<b>.....</b>	<b>\$2.43</b>
<b>Deferred Charges and Statutory Expenditures</b>	
Emergencies .....	.....
Other deferred chgs. ....	.....
<b>Total .....</b>	<b>.....</b>
<b>TOTAL—Municipal expenditures ...</b>	<b>\$69,825.00</b>

<b>Required Payments for Local School, County, and Special District Taxes .....</b>	<b>105,570.53</b>
-------------------------------------------------------------------------------------	-------------------

<b>TOTAL EXPENDITURES AND REQUIRED PAYMENTS .....</b>	<b>\$175,395.53</b>
-------------------------------------------------------	---------------------

Reserve for uncollected taxes .....	32,350.00
<b>GRAND TOTAL—Budget .....</b>	<b>\$207,745.53</b>

## RECEIPTS AND REVENUES REALIZED IN 1950 TO MEET EXPENDITURES AND REQUIRED PAYMENTS

Surplus revenue appropriated ..	\$13,500.00
Miscellaneous revenues realized ..	42,470.38
State aid revenues realized .....	10,633.60
<b>Delinquent taxes including</b>	
Liens—1950 collections .....	24,211.60
Current taxes—1950 collections..	97,336.75
Emergency borrowings .....	.....
<b>TOTAL RECEIPTS AND REVENUES REALIZED .....</b>	<b>\$188,152.33</b>

## CAPITAL OUTLAY—1950

Beaches and boardwalks .....	.....
Buildings and equipment .....	.....
Parks and playgrounds .....	.....
Sewers .....	.....
Streets, roads and bridges .....	.....
Water supply .....	.....
Other .....	.....

<b>Tax rate .....</b>	<b>\$7.06</b>
Local school tax rate .....	4.75
County tax rate .....	1.00
Local purpose tax rate ....	1.31

## TAXES

Local school tax ...	\$82,267.00	
County taxes .....	17,244.98	
Special district taxes .....	6,058.55	
<b>Local purpose levy .....</b>	<b>.....</b>	<b>\$105,570.53</b>
<b>.....</b>	<b>.....</b>	<b>22,744.00</b>
<b>Total tax levy (tax duplicate) ..</b>	<b>.....</b>	<b>\$128,314.53</b>

<b>Per Capita Total Tax Levy .....</b>	<b>\$25.34</b>
----------------------------------------	----------------

<b>Current</b>	
1950 taxes levied (total) .....	\$128,314.53
Collected in 1950 .....	97,336.75
Per cent of levy collected in 1950 ...	75.85
Transferred to liens .....	4,548.38
Cancelled, abated or adjusted .....	823.58
Outstanding December 31, 1950 ..	\$25,605.82

<b>All Prior Years Outstanding</b>	
Balance January 1, 1950 .....	\$24,511.40
Collected in 1950 .....	22,909.96
Balance December 31, 1950 .....	\$1,601.44

<b>Tax Title Liens Outstanding</b>	
Balance January 1, 1950 .....	\$88,726.89
Redeemed by cash .....	1,801.64
Balance December 31, 1950 .....	\$86,706.62

<b>Property Acquired by Deed or Foreclosure</b>	
Balance January 1, 1950 .....	\$8,540.00
Sale for cash .....	1,821.00
Balance December 31, 1950 .....	\$7,690.00

## CAPITAL DEBT, DECEMBER 31, 1950

<b>Gross Debt</b>	
School debt .....	.....
Self-liquidating debt. ....	.....
Other capital debt ..	\$41,000.00
<b>TOTAL GROSS DEBT .....</b>	<b>\$41,000.00</b>
<b>Per Capita Gross Debt .....</b>	<b>\$8.10</b>

<b>Deductions for</b>	
School debt .....	.....
Self-liquidating debt. ....	.....
Other capital debt ..	.....
<b>TOTAL DEDUCTIONS .....</b>	<b>.....</b>
<b>NET DEBT .....</b>	<b>\$41,000.00</b>

<b>Average Assessed Valuations</b>	
Real Property 1948-1949-1950..	\$1,578,621.00
Per Cent of Net Debt .....	2.59

## CURRENT FINANCES DECEMBER 31, 1950

Cash .....	\$43,033.56
Taxes receivable .....	27,207.26
Tax title liens .....	86,706.62
Foreclosed property .....	7,690.00
Accounts receivable .....	193.85
State road aid receivable .....	4,026.41
Emergencies and deferred charges ..	.....
<b>TOTAL ASSETS .....</b>	<b>\$168,857.70</b>

Cash liabilities .....	\$7,342.24
Reserves .....	121,797.73
Surplus revenue .....	39,717.73
<b>TOTAL LIABILITIES AND SURPLUS .....</b>	<b>\$168,857.70</b>

# FRANKLIN TOWNSHIP—HUNTERDON COUNTY

Population Census, 1950—1,260      Land Area 23.3 sq. mi.      Net Valuation Taxable \$1,042,619  
 1940—1,211

## EXPENDITURES AND REQUIRED PAYMENTS FOR 1950

<b>General Government</b>	
Administrative and executive . . . . .	\$3,592.18
Assessment and collection of taxes . . . . .	1,090.67
Finance Department . . . . .	300.00
<b>Protection to Persons &amp; Property</b>	
Fire . . . . .	600.00
Police . . . . .	50.00
Other . . . . .	. . . . .
<b>Streets and Roads</b>	
Repairs and maintenance . . . . .	11,855.51
Street lighting . . . . .	700.00
<b>Sanitation</b>	
Street cleaning . . . . .	. . . . .
Garbage and ash removal . . . . .	. . . . .
Sewers . . . . .	. . . . .
<b>Health and Charities</b>	
Health service . . . . .	600.30
Poor (including relief) . . . . .	732.45
Hospitals (aid and maintenance) . . . . .	. . . . .
Other . . . . .	. . . . .
<b>Recreation</b>	
Beaches and boardwalks . . . . .	. . . . .
Parks and playgrounds . . . . .	. . . . .
Other . . . . .	. . . . .
<b>Educational</b>	
(Exclusive of school districts) . . . . .	. . . . .
<b>Unclassified Purposes</b>	
(Including contingent) . . . . .	292.00
<b>SUB-TOTAL—Municipal functions..</b>	<b>\$19,813.11</b>

<b>Per Capita—Municipal functions . . . . .</b>	<b>\$15.72</b>
Capital imp'ts and capital imp't fund . . . . .	\$3,500.00
<b>Debt Service</b>	
Principal payments . . . . .	\$2,000.00
Interest payments . . . . .	162.50
<b>Total . . . . .</b>	<b>2,162.50</b>
<b>Per Capita Debt Service . . . . .</b>	<b>\$1.72</b>
<b>Deferred Charges and Statutory Expenditures</b>	
Emergencies . . . . .	. . . . .
Other deferred chgs. . . . .	\$2,924.22
<b>Total . . . . .</b>	<b>2,924.22</b>

**TOTAL—Municipal expenditures . . . . .**      **\$28,399.83**

**Required Payments for Local School, County, and Special District Taxes . . . . .**      **40,753.65**

**TOTAL EXPENDITURES AND REQUIRED PAYMENTS . . . . .**      **\$69,153.48**

Reserve for uncollected taxes . . . . .      \$5,382.44

**GRAND TOTAL—Budget . . . . .**      **\$74,535.92**

## RECEIPTS AND REVENUES REALIZED IN 1950 TO MEET EXPENDITURES AND REQUIRED PAYMENTS

Surplus revenue appropriated . . . . .	\$8,000.00
Miscellaneous revenues realized . . . . .	7,068.88
State aid revenues realized . . . . .	7,825.00
Delinquent taxes including liens—1950 collections . . . . .	4,323.94
Current taxes—1950 collections..	46,388.36
Emergency borrowings . . . . .	. . . . .
<b>TOTAL RECEIPTS AND REVENUES REALIZED . . . . .</b>	<b>\$73,606.18</b>

### CAPITAL OUTLAY—1950

Beaches and boardwalks . . . . .	. . . . .
Buildings and equipment . . . . .	\$750.00
Parks and playgrounds . . . . .	. . . . .
Sewers . . . . .	. . . . .
Streets, roads and bridges . . . . .	. . . . .
Water supply . . . . .	. . . . .
Other . . . . .	. . . . .

<b>Tax rate . . . . .</b>	<b>\$4.81</b>
Local school tax rate . . . . .	2.94
County tax rate . . . . .	0.97
Local purpose tax rate . . . . .	0.90

### TAXES

Local school tax . . . . .	\$30,692.10	\$40,753.65
County taxes . . . . .	10,061.55	9,307.27
Special district taxes . . . . .	. . . . .	. . . . .
Local purpose levy . . . . .	. . . . .	. . . . .
<b>Total tax levy (tax duplicate) ..</b>	<b>\$50,060.92</b>	<b>\$50,060.92</b>
<b>Per Capita Total Tax Levy . . . . .</b> <b>\$39.73</b>		

<b>Current</b>	
1950 taxes levied (total) . . . . .	\$51,086.70
Collected in 1950 . . . . .	46,388.36
Per cent of levy collected in 1950 . . . . .	90.80
Transferred to liens . . . . .	16.84
Cancelled, abated or adjusted . . . . .	96.39
Outstanding December 31, 1950 ..	\$4,585.11

<b>All Prior Years Outstanding</b>	
Balance January 1, 1950 . . . . .	\$4,434.55
Collected in 1950 . . . . .	4,323.94
Balance December 31, 1950 . . . . .	\$109.13

<b>Tax Title Liens Outstanding</b>	
Balance January 1, 1950 . . . . .	\$401.49
Redeemed by cash . . . . .	. . . . .
Balance December 31, 1950 . . . . .	\$418.33

<b>Property Acquired by Deed or Foreclosure</b>	
Balance January 1, 1950 . . . . .	. . . . .
Sale for cash . . . . .	. . . . .
Balance December 31, 1950 . . . . .	. . . . .

### CAPITAL DEBT, DECEMBER 31, 1950

<b>Gross Debt</b>	
School debt . . . . .	\$91,682.00
Self-liquidating debt. . . . .	. . . . .
Other capital debt . . . . .	5,500.00
<b>TOTAL GROSS DEBT . . . . .</b>	<b>\$97,182.00</b>
<b>Per Capita Gross Debt . . . . .</b>	<b>\$77.13</b>

<b>Deductions for</b>	
School debt . . . . .	\$91,682.00
Self-liquidating debt. . . . .	. . . . .
Other capital debt . . . . .	. . . . .
<b>TOTAL DEDUCTIONS . . . . .</b>	<b>91,682.00</b>
<b>NET DEBT . . . . .</b>	<b>\$5,500.00</b>

<b>Average Assessed Valuations</b>	
Real Property 1948-1949-1950..	\$882,856.00
Per Cent of Net Debt . . . . .	0.62

### CURRENT FINANCES DECEMBER 31, 1950

Cash . . . . .	\$16,046.61
Taxes receivable . . . . .	4,694.24
Tax title liens . . . . .	418.33
Foreclosed property . . . . .	. . . . .
Accounts receivable . . . . .	124.22
State road aid receivable . . . . .	. . . . .
Emergencies and deferred charges . . . . .	. . . . .
<b>TOTAL ASSETS . . . . .</b>	<b>\$21,283.40</b>

Cash liabilities . . . . .	\$760.33
Reserves . . . . .	5,236.79
Surplus revenue . . . . .	15,286.28
<b>TOTAL LIABILITIES AND SURPLUS . . . . .</b>	<b>\$21,283.40</b>

**FRANKLIN TOWNSHIP—SOMERSET COUNTY**

Population Census, 1950—9,618  
1940—5,912

Land Area 45.9 sq. mi.

Net Valuation Taxable \$5,818,345

**EXPENDITURES AND REQUIRED PAYMENTS FOR 1950**

<b>General Government</b>	
Administrative and executive . . . . .	\$19,825.00
Assessment and collection of taxes . . . . .	37,720.00
Finance Department . . . . .	600.00
<b>Protection to Persons &amp; Property</b>	
Fire . . . . .	6,300.00
Police . . . . .	5,800.00
Other . . . . .	.....
<b>Streets and Roads</b>	
Repairs and maintenance . . . . .	54,175.00
Street lighting . . . . .	9,000.00
<b>Sanitation</b>	
Street cleaning . . . . .	.....
Garbage and ash removal . . . . .	800.00
Sewers . . . . .	.....
<b>Health and Charities</b>	
Health service . . . . .	2,650.00
Poor (including relief) . . . . .	7,550.00
Hospitals (aid and maintenance) . . . . .	.....
Other . . . . .	.....
<b>Recreation</b>	
Beaches and boardwalks . . . . .	.....
Parks and playgrounds . . . . .	.....
Other . . . . .	.....
<b>Educational</b>	
(Exclusive of school districts) . . . . .	.....
<b>Unclassified Purposes</b>	
(Including contingent) . . . . .	9,200.00
<b>SUB-TOTAL—Municipal functions..</b>	<b>\$153,620.00</b>

<b>Per Capita—Municipal functions . . . . .</b>	<b>\$15.97</b>
Capital imp'ts and capital imp't fund . . . . .	\$11,000.00
<b>Debt Service</b>	
Principal payments . . . . .	\$15,000.00
Interest payments . . . . .	675.00
<b>Total . . . . .</b>	<b>15,675.00</b>
<b>Per Capita Debt Service . . . . .</b>	<b>\$1.63</b>
<b>Deferred Charges and Statutory Expenditures</b>	
Emergencies . . . . .	\$4,000.00
Other deferred chgs. . . . .	184.85
<b>Total . . . . .</b>	<b>4,184.85</b>

**TOTAL—Municipal expenditures . . . . .** **\$184,479.85**

**Required Payments for Local School, County, and Special District Taxes . . . . .** **308,394.74**

**TOTAL EXPENDITURES AND REQUIRED PAYMENTS . . . . .** **\$492,874.59**

Reserve for uncollected taxes . . . . . \$81,536.15

**GRAND TOTAL—Budget . . . . .** **\$574,410.74**

**RECEIPTS AND REVENUES REALIZED IN 1950 TO MEET EXPENDITURES AND REQUIRED PAYMENTS**

Surplus revenue appropriated . . . . .	\$51,000.00
Miscellaneous revenues realized . . . . .	77,191.48
State aid revenues realized . . . . .	24,216.00
<b>Delinquent taxes including</b>	
Liens—1950 collections . . . . .	38,079.55
Current taxes—1950 collections..	349,710.01
Emergency borrowings . . . . .	.....

**TOTAL RECEIPTS AND REVENUES REALIZED . . . . .** **\$540,197.04**

**CAPITAL OUTLAY—1950**

Beaches and boardwalks . . . . .	.....
Buildings and equipment . . . . .	\$7,950.45
Parks and playgrounds . . . . .	.....
Sewers . . . . .	.....
Streets, roads and bridges . . . . .	.....
Water supply . . . . .	.....
Other . . . . .	.....

<b>Tax rate . . . . .</b>	<b>\$7.01</b>
Local school tax rate . . . . .	4.29
County tax rate . . . . .	0.93
Local purpose tax rate . . . . .	1.79

**TAXES**

Local school tax . . . . .	\$249,555.67	
County taxes . . . . .	54,039.07	
Special district taxes . . . . .	4,800.00	
<b>Local purpose levy . . . . .</b>	<b>104,000.00</b>	
<b>Total tax levy (tax duplicate) . . . . .</b>	<b>\$412,394.74</b>	
<b>Per Capita Total Tax Levy . . . . .</b>	<b>\$42.88</b>	

<b>Current</b>	
1950 taxes levied (total) . . . . .	\$413,470.93
Collected in 1950 . . . . .	349,710.01
Per cent of levy collected in 1950 . . . . .	84.57
Transferred to liens . . . . .	22,912.10
Cancelled, abated or adjusted . . . . .	2,123.39
Outstanding December 31, 1950 . . . . .	\$38,725.43

<b>All Prior Years Outstanding</b>	
Balance January 1, 1950 . . . . .	\$37,335.59
Collected in 1950 . . . . .	36,453.36
Balance December 31, 1950 . . . . .	\$234.82

<b>Tax Title Liens Outstanding</b>	
Balance January 1, 1950 . . . . .	\$181,509.47
Redeemed by cash . . . . .	1,626.19
Balance December 31, 1950 . . . . .	\$149,591.44

<b>Property Acquired by Deed or Foreclosure</b>	
Balance January 1, 1950 . . . . .	\$357,106.62
Sale for cash . . . . .	34,820.00
Balance December 31, 1950 . . . . .	\$404,536.62

**CAPITAL DEBT, DECEMBER 31, 1950**

<b>Gross Debt</b>	
School debt . . . . .	\$210,000.00
Self-liquidating debt. . . . .	.....
Other capital debt . . . . .	10,865.00
<b>TOTAL GROSS DEBT . . . . .</b>	<b>\$220,865.00</b>
<b>Per Capita Gross Debt . . . . .</b>	<b>\$22.96</b>

<b>Deductions for</b>	
School debt . . . . .	\$210,000.00
Self-liquidating debt. . . . .	.....
Other capital debt . . . . .	4,665.00
<b>TOTAL DEDUCTIONS . . . . .</b>	<b>214,665.00</b>

**NET DEBT . . . . .** **\$6,200.00**

<b>Average Assessed Valuations</b>	
Real Property 1948-1949-1950..	\$5,289,833.00
Per Cent of Net Debt . . . . .	0.11

**CURRENT FINANCES DECEMBER 31, 1950**

Cash . . . . .	\$152,377.22
Taxes receivable . . . . .	38,960.25
Tax title liens . . . . .	149,591.44
Foreclosed property . . . . .	404,536.62
Accounts receivable . . . . .	521.33
State road aid receivable . . . . .	23,554.28
Emergencies and deferred charges . . . . .	79.48
<b>TOTAL ASSETS . . . . .</b>	<b>\$769,620.62</b>

Cash liabilities . . . . .	\$30,614.42
Reserves . . . . .	593,609.64
Surplus revenue . . . . .	145,396.56
<b>TOTAL LIABILITIES AND SURPLUS . . . . .</b>	<b>\$769,620.62</b>

**FRANKLIN TOWNSHIP—WARREN COUNTY**

Population Census, 1950—1,531  
1940—1,540

Land Area 24.1 sq. mi.

Net Valuation Taxable \$1,109,046

<b>EXPENDITURES AND REQUIRED PAYMENTS FOR 1950</b>	
<b>General Government</b>	
Administrative and executive .....	\$2,943.33
Assessment and collection of taxes .....	1,041.00
Finance Department .....	170.00
<b>Protection to Persons &amp; Property</b>	
Fire .....	375.00
Police .....	375.00
Other .....	.....
<b>Streets and Roads</b>	
Repairs and maintenance .....	10,907.17
Street lighting .....	.....
<b>Sanitation</b>	
Street cleaning .....	.....
Garbage and ash removal .....	.....
Sewers .....	.....
<b>Health and Charities</b>	
Health service .....	404.79
Poor (including relief) .....	.....
Hospitals (aid and maintenance) .....	.....
Other .....	.....
<b>Recreation</b>	
Beaches and boardwalks .....	.....
Parks and playgrounds .....	.....
Other .....	.....
<b>Educational</b> (Exclusive of school districts) ..	
.....	.....
<b>Unclassified Purposes</b> (Including contingent) .....	
.....	.....
<b>SUB-TOTAL—Municipal functions..</b>	<b>\$16,216.29</b>

<b>Per Capita—Municipal functions .....</b>	<b>\$10.59</b>
Capital imp'ts and capital imp't fund .....	\$500.00
<b>Debt Service</b>	
Principal payments .....	.....
Interest payments ..	\$50.00
<b>Total .....</b>	<b>50.00</b>
<b>Per Capita Debt Service .....</b>	
.....	<b>\$0.03</b>
<b>Deferred Charges and Statutory Expenditures</b>	
Emergencies .....	.....
Other deferred chgs. ....	.....
<b>Total .....</b>	<b>.....</b>

**TOTAL—Municipal expenditures ..** **\$16,766.29**

**Required Payments for Local School, County, and Special District Taxes .....** **61,175.43**

**TOTAL EXPENDITURES AND REQUIRED PAYMENTS .....** **\$77,941.72**

Reserve for uncollected taxes .....

**GRAND TOTAL—Budget .....** **\$93,602.33**

<b>RECEIPTS AND REVENUES REALIZED IN 1950 TO MEET EXPENDITURES AND REQUIRED PAYMENTS</b>	
Surplus revenue appropriated ..	\$3,000.00
Miscellaneous revenues realized ..	9,290.64
State aid revenues realized .....	3,991.00
<b>Delinquent taxes including</b>	
liens—1950 collections .....	10,033.72
Current taxes—1950 collections..	60,142.09
Emergency borrowings .....	.....
<b>TOTAL RECEIPTS AND REVENUES REALIZED .....</b>	<b>\$86,457.45</b>

**CAPITAL OUTLAY—1950**

Beaches and boardwalks .....	.....
Buildings and equipment .....	.....
Parks and playgrounds .....	.....
Sewers .....	.....
Streets, roads and bridges .....	.....
Water supply .....	.....
Other .....	.....

<b>Tax rate .....</b>	<b>\$6.06</b>
Local school tax rate .....	4.01
County tax rate .....	1.46
Local purpose tax rate .....	0.59

**TAXES**

Local school tax ...	\$44,499.69	
County taxes .....	16,163.79	
Special district taxes .....	511.95	
<b>Local purpose levy .....</b>	<b>6,564.61</b>	<b>\$61,175.43</b>
<b>Total tax levy (tax duplicate) ..</b>	<b>\$67,740.04</b>	

**Per Capita Total Tax Levy .....** **\$44.25**

<b>Current</b>	
1950 taxes levied (total) .....	\$68,075.53
Collected in 1950 .....	60,142.09
Per cent of levy collected in 1950 ...	88.34
Transferred to liens .....	47.46
Cancelled, abated or adjusted ..	91.90
Outstanding December 31, 1950 ..	\$7,794.08

<b>All Prior Years Outstanding</b>	
Balance January 1, 1950 .....	\$12,569.80
Collected in 1950 .....	10,033.72
Balance December 31, 1950 .....	\$2,322.57

<b>Tax Title Liens Outstanding</b>	
Balance January 1, 1950 .....	\$1,319.25
Redeemed by cash .....	.....
Balance December 31, 1950 .....	\$1,366.71

<b>Property Acquired by Deed or Foreclosure</b>	
Balance January 1, 1950 .....	.....
Sale for cash .....	.....
Balance December 31, 1950 .....	.....

**CAPITAL DEBT, DECEMBER 31, 1950**

<b>Gross Debt</b>	
School debt .....	.....
Self-liquidating debt. ....	.....
Other capital debt ..	.....

**TOTAL GROSS DEBT .....** **.....**  
**Per Capita Gross Debt .....** **.....**

<b>Deductions for</b>	
School debt .....	.....
Self-liquidating debt. ....	.....
Other capital debt ..	.....

**TOTAL DEDUCTIONS .....** **.....**  
**NET DEBT .....** **.....**

<b>Average Assessed Valuations</b>	
Real Property 1948-1949-1950 ..	\$795,473.00
Per Cent of Net Debt .....	.....

**CURRENT FINANCES DECEMBER 31, 1950**

Cash .....	\$28,200.73
Taxes receivable .....	10,116.65
Tax title liens .....	1,366.71
Foreclosed property .....	.....
Accounts receivable .....	66.33
State road aid receivable .....	6,047.32
Emergencies and deferred charges ..	336.69
<b>TOTAL ASSETS .....</b>	<b>\$46,134.43</b>

Cash liabilities .....	\$12,782.66
Reserves .....	11,549.69
Surplus revenue .....	21,802.08
<b>TOTAL LIABILITIES AND SURPLUS .....</b>	<b>\$46,134.43</b>

# FRANKLIN LAKES BOROUGH—BERGEN COUNTY

Population Census, 1950—2,020      Land Area 9.4 sq. mi.      Net Valuation Taxable \$2,273,566  
 1940—1,203

<b>EXPENDITURES AND REQUIRED PAYMENTS FOR 1950</b>	
<b>General Government</b>	
Administrative and executive .....	\$7,550.00
Assessment and collection of taxes	4,700.00
Finance Department .....	.....
<b>Protection to Persons &amp; Property</b>	
Fire .....	2,790.00
Police .....	7,200.00
Other .....	.....
<b>Streets and Roads</b>	
Repairs and maintenance .....	9,637.00
Street lighting .....	.....
<b>Sanitation</b>	
Street cleaning .....	.....
Garbage and ash removal .....	.....
Sewers .....	.....
<b>Health and Charities</b>	
Health service .....	1,475.00
Poor (including relief) .....	1,175.00
Hospitals (aid and maintenance) .....	.....
Other .....	.....
<b>Recreation</b>	
Beaches and boardwalks .....	.....
Parks and playgrounds .....	.....
Other .....	.....
<b>Educational</b>	
(Exclusive of school districts) ..	.....
<b>Unclassified Purposes</b>	
(Including contingent) .....	1,100.00
<b>SUB-TOTAL—Municipal functions..</b>	<b>\$35,627.00</b>

<b>Per Capita—Municipal functions ....</b>	<b>\$17.64</b>
Capital imp'ts and capital imp't fund	\$1,500.00
<b>Debt Service</b>	
Principal payments ..	.....
Interest payments ..	\$100.00
Total .....	100.00
<b>Per Capita Debt Service .....</b>	
	<b>\$0.05</b>
<b>Deferred Charges and Statutory Expenditures</b>	
Emergencies .....	.....
Other deferred chgs. ....	.....
Total .....	.....
<b>TOTAL—Municipal expenditures ...</b>	<b>\$37,227.00</b>

<b>Required Payments for Local School, County, and Special District Taxes .....</b>	<b>102,447.78</b>
<b>TOTAL EXPENDITURES AND REQUIRED PAYMENTS .....</b>	<b>\$139,674.78</b>
Reserve for uncollected taxes .....	\$12,500.00
<b>GRAND TOTAL—Budget .....</b>	<b>\$152,174.78</b>

<b>RECEIPTS AND REVENUES REALIZED IN 1950 TO MEET EXPENDITURES AND REQUIRED PAYMENTS</b>	
Surplus revenue appropriated ..	\$7,000.00
Miscellaneous revenues realized.	15,342.98
State aid revenues realized .....	2,956.40
<b>Delinquent taxes including</b>	
liens—1950 collections .....	8,551.43
Current taxes—1950 collections..	114,333.77
Emergency borrowings .....	.....
<b>TOTAL RECEIPTS AND REVENUES REALIZED .....</b>	<b>\$148,184.58</b>

<b>CAPITAL OUTLAY—1950</b>	
Beaches and boardwalks .....	.....
Buildings and equipment .....	.....
Parks and playgrounds .....	.....
Sewers .....	.....
Streets, roads and bridges .....	.....
Water supply .....	\$1,190.82
Other .....	.....

<b>Tax rate .....</b>	<b>\$5.36</b>
Local school tax rate .....	3.69
County tax rate .....	0.81
Local purpose tax rate ....	0.86

<b>TAXES</b>	
Local school tax ...	\$84,000.00
County taxes .....	18,447.78
Special district taxes .....	.....
Local purpose levy .....	\$102,447.78
	19,225.00
<b>Total tax levy (tax duplicate) ..</b>	<b>\$121,672.78</b>

<b>Per Capita Total Tax Levy .....</b>		<b>\$60.23</b>
<b>Current</b>		
1950 taxes levied (total) .....	\$123,014.50	
Collected in 1950 .....	114,333.77	
Per cent of levy collected in 1950 ...	92.94	
Transferred to liens .....	20.37	
Cancelled, abated or adjusted .....	718.24	
Outstanding December 31, 1950 ..	\$7,942.12	

<b>All Prior Years Outstanding</b>	
Balance January 1, 1950 .....	\$6,980.80
Collected in 1950 .....	6,953.75
Balance December 31, 1950 .....	\$27.05

<b>Tax Title Liens Outstanding</b>	
Balance January 1, 1950 .....	\$1,692.26
Redeemed by cash .....	1,597.68
Balance December 31, 1950 .....	\$114.95

<b>Property Acquired by Deed or Foreclosure</b>	
Balance January 1, 1950 .....	.....
Sale for cash .....	.....
Balance December 31, 1950 .....	.....

<b>CAPITAL DEBT, DECEMBER 31, 1950</b>	
<b>Gross Debt</b>	
School debt .....	\$137,500.00
Self-liquidating debt. ....	106,000.00
Other capital debt ..	800.00
<b>TOTAL GROSS DEBT .....</b>	<b>\$244,300.00</b>
<b>Per Capita Gross Debt .....</b>	<b>\$120.94</b>

<b>Deductions for</b>	
School debt .....	\$110,026.00
Self-liquidating debt. ....	.....
Other capital debt ..	.....
<b>TOTAL DEDUCTIONS .....</b>	<b>110,026.00</b>
<b>NET DEBT .....</b>	<b>\$134,274.00</b>

<b>Average Assessed Valuations</b>	
Real Property 1948-1949-1950..	\$1,833,769.00
Per Cent of Net Debt .....	7.32

<b>CURRENT FINANCES DECEMBER 31, 1950</b>	
Cash .....	\$44,487.51
Taxes receivable .....	7,969.17
Tax title liens .....	114.95
Foreclosed property .....	.....
Accounts receivable .....	418.96
State road aid receivable .....	.....
Emergencies and deferred charges ..	800.00
<b>TOTAL ASSETS .....</b>	<b>\$53,790.59</b>
Cash liabilities .....	\$4,568.19
Reserves .....	8,503.08
Surplus revenue .....	40,719.32
<b>TOTAL LIABILITIES AND SURPLUS .....</b>	<b>\$53,790.59</b>

FREDON TOWNSHIP—SUSSEX COUNTY

Population Census, 1950—557      Land Area 18.3 sq. mi.      Net Valuation Taxable \$436,567  
 1940—478

**EXPENDITURES AND REQUIRED PAYMENTS FOR 1950**

**General Government**

Administrative and executive .....	\$1,660.00
Assessment and collection of taxes .....	700.00
Finance Department .....	150.00

**Protection to Persons & Property**

Fire .....	100.00
Police .....	.....
Other .....	.....

**Streets and Roads**

Repairs and maintenance .....	14,152.22
Street lighting .....	.....

**Sanitation**

Street cleaning .....	.....
Garbage and ash removal .....	.....
Sewers .....	.....

**Health and Charities**

Health service .....	140.00
Poor (including relief) .....	175.00
Hospitals (aid and maintenance) .....	100.00
Other .....	100.00

**Recreation**

Beaches and boardwalks .....	.....
Parks and playgrounds .....	.....
Other .....	.....

**Educational**  
 (Exclusive of school districts) ..

**Unclassified Purposes**  
 (Including contingent) .....

.....	25.00
-------	-------

**SUB-TOTAL—Municipal functions..**

.....	\$17,302.22
-------	-------------

<b>Tax rate .....</b>	<b>\$7.20</b>
Local school tax rate .....	4.58
County tax rate .....	1.71
Local purpose tax rate .....	0.91

**TAXES**

Local school tax ...	\$20,000.00
County taxes .....	7,483.24
Special district taxes .....	.....
Local purpose levy .....	\$27,483.24
.....	3,910.00
<b>Total tax levy (tax duplicate) ..</b>	<b>\$31,393.24</b>

**Per Capita Total Tax Levy .....**

.....	<b>\$56.36</b>
-------	----------------

**Current**

1950 taxes levied (total) .....	\$31,437.06
Collected in 1950 .....	27,213.73
Per cent of levy collected in 1950 ...	86.56
Transferred to liens .....	168.99
Cancelled, abated or adjusted .....	391.19
Outstanding December 31, 1950 ..	\$3,663.15

**All Prior Years Outstanding**

Balance January 1, 1950 .....	\$4,445.87
Collected in 1950 .....	4,386.61
Balance December 31, 1950 .....	\$34.87

**Tax Title Liens Outstanding**

Balance January 1, 1950 .....	\$157.03
Redeemed by cash .....	.....
Balance December 31, 1950 .....	\$352.90

**Property Acquired by Deed or Foreclosure**

Balance January 1, 1950 .....	.....
Sale for cash .....	.....
Balance December 31, 1950 .....	.....

**Per Capita—Municipal functions ....**

.....	<b>\$31.06</b>
-------	----------------

**Capital imp'ts and capital imp't fund**

.....	\$4,548.00
-------	------------

**Debt Service**

Principal payments ..	.....
Interest payments ..	.....

**Total .....**

.....	76.01
-------	-------

**Per Capita Debt Service .....**

**Deferred Charges and Statutory Expenditures**

Emergencies .....	.....
Other deferred chgs. ....	\$76.01

**CAPITAL DEBT, DECEMBER 31, 1950**

**Gross Debt**

School debt .....	\$55,000.00
Self-liquidating debt. ....	.....
Other capital debt ..	.....
<b>TOTAL GROSS DEBT .....</b>	<b>\$55,000.00</b>

**Per Capita Gross Debt .....**

.....	<b>\$98.74</b>
-------	----------------

**Deductions for**

School debt .....	\$20,181.00
Self-liquidating debt. ....	.....
Other capital debt ..	.....
<b>TOTAL DEDUCTIONS .....</b>	<b>20,181.00</b>
<b>NET DEBT .....</b>	<b>\$34,819.00</b>

**Average Assessed Valuations**

<b>Real Property 1948-1949-1950..</b>	<b>\$336,357.00</b>
<b>Per Cent of Net Debt .....</b>	<b>10.35</b>

**TOTAL .....**

.....	76.01
-------	-------

**TOTAL—Municipal expenditures ...**

.....	\$21,926.23
-------	-------------

**Required Payments for Local School, County, and Special District Taxes .....**

.....	27,483.24
-------	-----------

**TOTAL EXPENDITURES AND REQUIRED PAYMENTS .....**

.....	<b>\$49,409.47</b>
-------	--------------------

Reserve for uncollected taxes .....

.....	\$6,386.78
-------	------------

**GRAND TOTAL—Budget .....**

.....	<b>\$55,796.25</b>
-------	--------------------

**RECEIPTS AND REVENUES REALIZED IN 1950 TO MEET EXPENDITURES AND REQUIRED PAYMENTS**

Surplus revenue appropriated ..	\$7,758.87
Miscellaneous revenues realized. ....	9,152.55
State aid revenues realized .....	9,627.00
Delinquent taxes including	.....
liens—1950 collections .....	4,386.61
Current taxes—1950 collections..	27,213.73
Emergency borrowings .....	.....
<b>TOTAL RECEIPTS AND REVENUES REALIZED .....</b>	<b>\$58,138.76</b>

**CURRENT FINANCES DECEMBER 31, 1950**

Cash .....	\$28,591.87
Taxes receivable .....	3,698.02
Tax title liens .....	352.90
Foreclosed property .....	.....
Accounts receivable .....	1,263.54
State road aid receivable .....	30.10
Emergencies and deferred charges ..	4,548.00
<b>TOTAL ASSETS .....</b>	<b>\$38,484.43</b>
Cash liabilities .....	\$3,148.24
Reserves .....	5,314.46
Surplus revenue .....	30,021.73
<b>TOTAL LIABILITIES AND SURPLUS .....</b>	<b>\$38,484.43</b>

**CAPITAL OUTLAY—1950**

Beaches and boardwalks .....	.....
Buildings and equipment .....	.....
Parks and playgrounds .....	.....
Sewers .....	.....
Streets, roads and bridges .....	.....
Water supply .....	.....
Other .....	.....

# FREEHOLD BOROUGH—MONMOUTH COUNTY

Population Census, 1950—7,603  
1940—6,952

Land Area 1.7 sq. mi.

Net Valuation Taxable \$7,282,673

## EXPENDITURES AND REQUIRED PAYMENTS FOR 1950

<b>General Government</b>		
Administrative and executive . . .	\$26,196.15	
Assessment and collection of taxes	4,754.13	
Finance Department . . . . .	614.50	
<b>Protection to Persons &amp; Property</b>		
Fire . . . . .	11,789.75	
Police . . . . .	42,668.45	
Other . . . . .		
<b>Streets and Roads</b>		
Repairs and maintenance . . . . .	33,710.41	
Street lighting . . . . .	10,268.84	
<b>Sanitation</b>		
Street cleaning . . . . .		
Garbage and ash removal . . . . .	3,527.70	
Sewers . . . . .		
<b>Health and Charities</b>		
Health service . . . . .	4,754.62	
Poor (including relief) . . . . .	4,602.70	
Hospitals (aid and maintenance) . . . . .		
Other . . . . .		
<b>Recreation</b>		
Beaches and boardwalks . . . . .		
Parks and playgrounds . . . . .	1,542.19	
Other . . . . .		
<b>Educational</b>		
(Exclusive of school districts) . . . . .	6,405.00	
<b>Unclassified Purposes</b>		
(Including contingent) . . . . .	4,056.85	
<b>SUB-TOTAL—Municipal functions..</b>	<b>\$154,891.29</b>	

<b>Per Capita—Municipal functions . . . . .</b>	<b>\$20.37</b>	
Capital imp'ts and capital imp't fund	\$10,000.00	
<b>Debt Service</b>		
Principal payments . . . . .	\$2,000.00	
Interest payments . . . . .	235.00	
<b>Total . . . . .</b>	<b>2,235.00</b>	
<b>Per Capita Debt Service . . . . .</b>	<b>\$0.29</b>	
<b>Deferred Charges and Statutory Expenditures</b>		
Emergencies . . . . .		
Other deferred chgs. . . . .		
<b>Total . . . . .</b>	<b></b>	

**TOTAL—Municipal expenditures . . . . .** \$167,126.29

**Required Payments for Local School, County, and Special District Taxes . . . . .** 316,731.04

**TOTAL EXPENDITURES AND REQUIRED PAYMENTS . . . . .** \$483,857.33

Reserve for uncollected taxes . . . . . \$32,000.00

**GRAND TOTAL—Budget . . . . .** \$515,857.33

## RECEIPTS AND REVENUES REALIZED IN 1950 TO MEET EXPENDITURES AND REQUIRED PAYMENTS

Surplus revenue appropriated . . . . .	\$43,200.00
Miscellaneous revenues realized.	45,437.40
State aid revenues realized . . . . .	5,795.00
Delinquent taxes including	
liens—1950 collections . . . . .	28,363.66
Current taxes—1950 collections..	388,966.07
Emergency borrowings . . . . .	
<b>TOTAL RECEIPTS AND REVENUES REALIZED . . . . .</b>	<b>\$511,762.13</b>

### CAPITAL OUTLAY—1950

Beaches and boardwalks . . . . .	
Buildings and equipment . . . . .	
Parks and playgrounds . . . . .	
Sewers . . . . .	\$654.23
Streets, roads and bridges . . . . .	
Water supply . . . . .	
Other . . . . .	7,053.90

<b>Tax rate . . . . .</b>	<b>\$5.66</b>
Local school tax rate . . . . .	2.88
County tax rate . . . . .	1.47
Local purpose tax rate . . . . .	1.31

### TAXES

Local school tax . . . . .	\$209,414.38	
County taxes . . . . .	107,316.66	
Special district taxes . . . . .		
<b>Local purpose levy . . . . .</b>	<b>99,409.85</b>	
<b>Total tax levy (tax duplicate) . . . . .</b>	<b>\$416,140.89</b>	

**Per Capita Total Tax Levy . . . . .** \$54.73

<b>Current</b>		
1950 taxes levied (total) . . . . .	\$416,676.81	
Collected in 1950 . . . . .	388,966.07	
Per cent of levy collected in 1950 . . . . .	93.34	
Transferred to liens . . . . .	384.75	
Cancelled, abated or adjusted . . . . .	325.49	
Outstanding December 31, 1950 . . . . .	\$27,000.50	

<b>All Prior Years Outstanding</b>		
Balance January 1, 1950 . . . . .	\$28,658.68	
Collected in 1950 . . . . .	27,840.03	
Balance December 31, 1950 . . . . .	\$818.65	

<b>Tax Title Liens Outstanding</b>		
Balance January 1, 1950 . . . . .	\$3,555.24	
Redeemed by cash . . . . .	523.63	
Balance December 31, 1950 . . . . .	\$3,416.36	

<b>Property Acquired by Deed or Foreclosure</b>		
Balance January 1, 1950 . . . . .		
Sale for cash . . . . .		
Balance December 31, 1950 . . . . .		

### CAPITAL DEBT, DECEMBER 31, 1950

<b>Gross Debt</b>		
School debt . . . . .	\$353,000.00	
Self-liquidating debt. . . . .	124,000.00	
Other capital debt . . . . .	47,000.00	

**TOTAL GROSS DEBT . . . . .** \$524,000.00

**Per Capita Gross Debt . . . . .** \$68.92

<b>Deductions for</b>		
School debt . . . . .	\$353,000.00	
Self-liquidating debt. . . . .		
Other capital debt . . . . .		

**TOTAL DEDUCTIONS . . . . .** 353,000.00

**NET DEBT . . . . .** \$171,000.00

<b>Average Assessed Valuations</b>		
Real Property 1948-1949-1950..	\$6,309,640.00	
Per Cent of Net Debt . . . . .	2.71	

### CURRENT FINANCES DECEMBER 31, 1950

Cash . . . . .	\$62,394.91
Taxes receivable . . . . .	27,819.15
Tax title liens . . . . .	3,416.36
Foreclosed property . . . . .	
Accounts receivable . . . . .	
State road aid receivable . . . . .	
Emergencies and deferred charges . . . . .	

**TOTAL ASSETS . . . . .** \$93,630.42

Cash liabilities . . . . .	\$5,727.40
Reserves . . . . .	31,235.51
Surplus revenue . . . . .	56,667.51

**TOTAL LIABILITIES AND SURPLUS . . . . .** \$93,630.42

## FREEHOLD TOWNSHIP—MONMOUTH COUNTY

Population Census, 1950—3,231  
1940—2,459

Land Area 38.3 sq. mi.

Net Valuation Taxable \$1,981,386

### EXPENDITURES AND REQUIRED PAYMENTS FOR 1950

<b>General Government</b>	
Administrative and executive .....	\$4,186.90
Assessment and collection of taxes .....	2,040.01
Finance Department .....	220.20
<b>Protection to Persons &amp; Property</b>	
Fire .....	1,100.00
Police .....	985.88
Other .....	.....
<b>Streets and Roads</b>	
Repairs and maintenance .....	14,026.37
Street lighting .....	258.93
<b>Sanitation</b>	
Street cleaning .....	.....
Garbage and ash removal .....	.....
Sewers .....	.....
<b>Health and Charities</b>	
Health service .....	219.65
Poor (including relief) .....	522.93
Hospitals (aid and maintenance) .....	.....
Other .....	.....
<b>Recreation</b>	
Beaches and boardwalks .....	.....
Parks and playgrounds .....	.....
Other .....	.....
<b>Educational</b>	
(Exclusive of school districts) ..	.....
<b>Unclassified Purposes</b>	
(Including contingent) .....	76.00
<b>SUB-TOTAL—Municipal functions..</b>	<b>\$23,636.87</b>

<b>Per Capita—Municipal functions .....</b>	<b>\$7.32</b>
Capital imp'ts and capital imp't fund .....	\$3,800.00
<b>Debt Service</b>	
Principal payments .....	.....
Interest payments .....	.....
<b>Total .....</b>	<b>.....</b>
<b>Per Capita Debt Service .....</b>	
<b>Deferred Charges and Statutory Expenditures</b>	
Emergencies .....	\$500.00
Other deferred chgs. ....	166.49
<b>Total .....</b>	<b>666.49</b>

**TOTAL—Municipal expenditures ...** **\$28,103.36**

**Required Payments for Local School, County, and Special District Taxes .....** **90,971.14**

**TOTAL EXPENDITURES AND REQUIRED PAYMENTS .....** **\$119,074.50**

Reserve for uncollected taxes .....

**GRAND TOTAL—Budget .....** **\$129,301.50**

### RECEIPTS AND REVENUES REALIZED IN 1950 TO MEET EXPENDITURES AND REQUIRED PAYMENTS

Surplus revenue appropriated ..	\$6,166.49
Miscellaneous revenues realized ..	23,544.92
State aid revenues realized .....	7,077.00
<b>Delinquent taxes including</b>	
liens—1950 collections .....	10,310.07
current taxes—1950 collections..	86,665.79
Emergency borrowings .....	.....

**TOTAL RECEIPTS AND REVENUES REALIZED .....** **\$133,764.27**

### CAPITAL OUTLAY—1950

Beaches and boardwalks .....	.....
Buildings and equipment .....	.....
Parks and playgrounds .....	.....
Sewers .....	.....
Streets, roads and bridges .....	.....
Water supply .....	.....
Other .....	.....

<b>Tax rate .....</b>	<b>\$4.94</b>
Local school tax rate .....	3.08
County tax rate .....	1.51
Local purpose tax rate .....	0.35

### TAXES

Local school tax ...	\$61,021.40
County taxes .....	29,949.74
Special district taxes .....	.....
<b>Local purpose levy .....</b>	<b>\$90,971.14</b>
<b>Total tax levy (tax duplicate) ..</b>	<b>\$97,871.14</b>
<b>Per Capita Total Tax Levy .....</b> <b>\$30.29</b>	

<b>Current</b>	
1950 taxes levied (total) .....	\$97,880.98
Collected in 1950 .....	86,665.79
Per cent of levy collected in 1950 ...	88.54
Transferred to liens .....	73.60
Cancelled, abated or adjusted .....	.....
Outstanding December 31, 1950 ..	\$11,141.59

<b>All Prior Years Outstanding</b>	
Balance January 1, 1950 .....	\$10,523.59
Collected in 1950 .....	10,180.18
Balance December 31, 1950 .....	\$7.92

<b>Tax Title Liens Outstanding</b>	
Balance January 1, 1950 .....	\$1,088.24
Redeemed by cash .....	129.89
Balance December 31, 1950 .....	\$1,078.31

<b>Property Acquired by Deed or Foreclosure</b>	
Balance January 1, 1950 .....	.....
Sale for cash .....	.....
Balance December 31, 1950 .....	.....

### CAPITAL DEBT, DECEMBER 31, 1950

<b>Gross Debt</b>	
School debt .....	\$115,000.00
Self-liquidating debt. ....	.....
Other capital debt .....	.....

**TOTAL GROSS DEBT .....** **\$115,000.00**  
**Per Capita Gross Debt .....** **\$35.59**

<b>Deductions for</b>	
School debt .....	\$105,538.00
Self-liquidating debt. ....	.....
Other capital debt .....	.....

**TOTAL DEDUCTIONS .....** **105,538.00**  
**NET DEBT .....** **\$9,462.00**

<b>Average Assessed Valuations</b>	
Real Property 1948-1949-1950..	\$1,758,974.00
Per Cent of Net Debt .....	0.53

### CURRENT FINANCES DECEMBER 31, 1950

Cash .....	\$56,193.18
Taxes receivable .....	11,149.51
Tax title liens .....	1,078.31
Foreclosed property .....	.....
Accounts receivable .....	1,145.82
State road aid receivable .....	.....
Emergencies and deferred charges ..	820.72

**TOTAL ASSETS .....** **\$70,387.54**

Cash liabilities .....	\$1,898.08
Reserves .....	13,373.64
Surplus revenue .....	55,115.82

**TOTAL LIABILITIES AND SURPLUS .....** **\$70,387.54**

**FRELINGHUYSEN TOWNSHIP—WARREN COUNTY**

Population Census, 1950—777  
1940—715

Land Area 23.6 sq. mi.

Net Valuation Taxable \$649,331

**EXPENDITURES AND REQUIRED PAYMENTS FOR 1950**

<b>General Government</b>	
Administrative and executive . . . . .	\$2,695.00
Assessment and collection of taxes . . . . .	730.00
Finance Department . . . . .	325.00
<b>Protection to Persons &amp; Property</b>	
Fire . . . . .	350.00
Police . . . . .	.....
Other . . . . .	.....
<b>Streets and Roads</b>	
Repairs and maintenance . . . . .	13,977.77
Street lighting . . . . .	.....
<b>Sanitation</b>	
Street cleaning . . . . .	.....
Garbage and ash removal . . . . .	.....
Sewers . . . . .	.....
<b>Health and Charities</b>	
Health service . . . . .	365.00
Poor (including relief) . . . . .	125.00
Hospitals (aid and maintenance) . . . . .	100.00
Other . . . . .	100.00
<b>Recreation</b>	
Beaches and boardwalks . . . . .	.....
Parks and playgrounds . . . . .	.....
Other . . . . .	.....
<b>Educational</b>	
(Exclusive of school districts) . . . . .	.....
<b>Unclassified Purposes</b>	
(Including contingent) . . . . .	50.00
<b>SUB-TOTAL—Municipal functions..</b>	<b>\$18,817.77</b>

<b>Per Capita—Municipal functions . . . . .</b>	<b>\$24.22</b>
Capital imp'ts and capital imp't fund	\$13,111.11
<b>Debt Service</b>	
Principal payments . . . . .	.....
Interest payments . . . . .	.....
<b>Total . . . . .</b>	<b>.....</b>
<b>Per Capita Debt Service . . . . .</b>	
<b>Deferred Charges and Statutory Expenditures</b>	
Emergencies . . . . .	.....
Other deferred chgs. . . . .	\$896.30
<b>Total . . . . .</b>	<b>896.30</b>

<b>TOTAL—Municipal expenditures . . . . .</b>	<b>\$32,825.18</b>
-----------------------------------------------	--------------------

<b>Required Payments for Local School, County, and Special District Taxes . . . . .</b>	<b>31,555.03</b>
-----------------------------------------------------------------------------------------	------------------

<b>TOTAL EXPENDITURES AND REQUIRED PAYMENTS . . . . .</b>	<b>\$64,380.21</b>
Reserve for uncollected taxes . . . . .	\$8,333.47
<b>GRAND TOTAL—Budget . . . . .</b>	<b>\$72,713.68</b>

<b>RECEIPTS AND REVENUES REALIZED IN 1950 TO MEET EXPENDITURES AND REQUIRED PAYMENTS</b>	
Surplus revenue appropriated . . . . .	\$5,000.00
Miscellaneous revenues realized . . . . .	5,795.86
State aid revenues realized . . . . .	20,330.00
<b>Delinquent taxes including</b>	
liens—1950 collections . . . . .	6,404.07
Current taxes—1950 collections..	31,289.90
Emergency borrowings . . . . .	.....
<b>TOTAL RECEIPTS AND REVENUES REALIZED . . . . .</b>	<b>\$68,819.83</b>

<b>CAPITAL OUTLAY—1950</b>	
Beaches and boardwalks . . . . .	.....
Buildings and equipment . . . . .	.....
Parks and playgrounds . . . . .	.....
Sewers . . . . .	.....
Streets, roads and bridges . . . . .	.....
Water supply . . . . .	.....
Other . . . . .	.....

<b>Tax rate . . . . .</b>	<b>\$5.88</b>
Local school tax rate . . . . .	3.40
County tax rate . . . . .	1.46
Local purpose tax rate . . . . .	1.02

<b>TAXES</b>	
Local school tax . . . . .	\$22,078.98
County taxes . . . . .	9,476.05
Special district taxes . . . . .	.....
<b>Local purpose levy . . . . .</b>	<b>6,595.51</b>
<b>Total tax levy (tax duplicate) ..</b>	<b>\$38,150.54</b>

<b>Per Capita Total Tax Levy . . . . .</b>	<b>\$49.10</b>
<b>Current</b>	
1950 taxes levied (total) . . . . .	\$38,180.66
Collected in 1950 . . . . .	31,289.90
Per cent of levy collected in 1950 . . . . .	81.95
Transferred to liens . . . . .	5.88
Cancelled, abated or adjusted . . . . .	.....
Outstanding December 31, 1950 ..	\$6,884.88

<b>All Prior Years Outstanding</b>	
Balance January 1, 1950 . . . . .	\$8,378.87
Collected in 1950 . . . . .	6,404.07
Balance December 31, 1950 . . . . .	\$1,868.46

<b>Tax Title Liens Outstanding</b>	
Balance January 1, 1950 . . . . .	\$86.40
Redeemed by cash . . . . .	.....
Balance December 31, 1950 . . . . .	\$92.28

<b>Property Acquired by Deed or Foreclosure</b>	
Balance January 1, 1950 . . . . .	.....
Sale for cash . . . . .	.....
Balance December 31, 1950 . . . . .	.....

**CAPITAL DEBT, DECEMBER 31, 1950**

<b>Gross Debt</b>	
School debt . . . . .	\$110,000.00
Self-liquidating debt. . . . .	.....
Other capital debt . . . . .	.....
<b>TOTAL GROSS DEBT . . . . .</b>	<b>\$110,000.00</b>
<b>Per Capita Gross Debt . . . . .</b>	<b>\$141.57</b>

<b>Deductions for</b>	
School debt . . . . .	\$31,272.00
Self-liquidating debt. . . . .	.....
Other capital debt . . . . .	.....
<b>TOTAL DEDUCTIONS . . . . .</b>	<b>31,272.00</b>
<b>NET DEBT . . . . .</b>	<b>\$78,728.00</b>

<b>Average Assessed Valuations</b>	
Real Property 1948-1949-1950..	\$521,193.00
Per Cent of Net Debt . . . . .	15.10

<b>CURRENT FINANCES DECEMBER 31, 1950</b>	
Cash . . . . .	\$23,421.35
Taxes receivable . . . . .	8,753.34
Tax title liens . . . . .	92.28
Foreclosed property . . . . .	.....
Accounts receivable . . . . .	181.41
State road aid receivable . . . . .	31,282.82
Emergencies and deferred charges . . . . .	.....
<b>TOTAL ASSETS . . . . .</b>	<b>\$63,731.20</b>
Cash liabilities . . . . .	\$36,099.70
Reserves . . . . .	9,027.03
Surplus revenue . . . . .	18,604.47
<b>TOTAL LIABILITIES AND SURPLUS . . . . .</b>	<b>\$63,731.20</b>

**FRENCHTOWN BOROUGH—HUNTERDON COUNTY**

Population Census, 1950—1,303  
1940—1,238

Land Area 1.1 sq. mi.

Net Valuation Taxable \$995,598

**EXPENDITURES AND REQUIRED PAYMENTS FOR 1950**

<b>General Government</b>	
Administrative and executive ....	\$3,844.04
Assessment and collection of taxes	1,075.00
Finance Department .....	.....
<b>Protection to Persons &amp; Property</b>	
Fire .....	2,870.00
Police .....	2,750.00
Other .....	.....
<b>Streets and Roads</b>	
Repairs and maintenance .....	4,470.56
Street lighting .....	2,225.00
<b>Sanitation</b>	
Street cleaning .....	.....
Garbage and ash removal .....	3,300.00
Sewers .....	.....
<b>Health and Charities</b>	
Health service .....	500.00
Poor (including relief) .....	1,075.96
Hospitals (aid and maintenance) ..	.....
Other .....	.....
<b>Recreation</b>	
Beaches and boardwalks .....	.....
Parks and playgrounds .....	1,000.00
Other .....	.....
<b>Educational</b>	
(Exclusive of school districts) ..	350.00
<b>Unclassified Purposes</b>	
(Including contingent) .....	250.00
<b>SUB-TOTAL—Municipal functions..</b>	<b>\$23,710.56</b>

<b>Per Capita—Municipal functions .....</b>	<b>\$18.20</b>
Capital imp'ts and capital imp't fund	\$1,000.00
<b>Debt Service</b>	
Principal payments .....	.....
Interest payments .....	.....
<b>Total .....</b>	<b>.....</b>

<b>Per Capita Debt Service .....</b>	
<b>Deferred Charges and Statutory Expenditures</b>	
Emergencies .....	.....
Other deferred chgs. .....	\$1,038.71
<b>Total .....</b>	<b>1,038.71</b>

<b>TOTAL—Municipal expenditures ...</b>	<b>\$25,749.27</b>
-----------------------------------------	--------------------

<b>Required Payments for Local School, County, and Special District Taxes .....</b>	<b>36,947.64</b>
-------------------------------------------------------------------------------------	------------------

<b>TOTAL EXPENDITURES AND REQUIRED PAYMENTS .....</b>	<b>\$62,696.91</b>
-------------------------------------------------------	--------------------

Reserve for uncollected taxes .....	\$10,600.03
<b>GRAND TOTAL—Budget .....</b>	<b>\$73,296.94</b>

**RECEIPTS AND REVENUES REALIZED IN 1950 TO MEET EXPENDITURES AND REQUIRED PAYMENTS**

Surplus revenue appropriated ..	\$5,000.00
Miscellaneous revenues realized ..	4,270.89
State aid revenues realized .....	1,796.00
<b>Delinquent taxes including</b>	
liens—1950 collections .....	4,415.01
Current taxes—1950 collections..	50,866.37
Emergency borrowings .....	.....

<b>TOTAL RECEIPTS AND REVENUES REALIZED .....</b>	<b>\$66,348.27</b>
---------------------------------------------------	--------------------

**CAPITAL OUTLAY—1950**

Beaches and boardwalks .....	.....
Buildings and equipment .....	.....
Parks and playgrounds .....	.....
Sewers .....	.....
Streets, roads and bridges .....	.....
Water supply .....	.....
Other .....	.....

<b>Tax rate .....</b>	<b>\$5.83</b>
Local school tax rate .....	2.74
County tax rate .....	0.97
Local purpose tax rate .....	2.12

**TAXES**

Local school tax ...	\$27,320.00
County taxes .....	9,627.64
Special district taxes .....	.....
<b>Local purpose levy .....</b>	<b>\$36,947.64</b>
<b>Total tax levy (tax duplicate) ..</b>	<b>\$59,000.94</b>
<b>Per Capita Total Tax Levy .....</b>	<b>\$45.28</b>

<b>Current</b>	
1950 taxes levied (total) .....	\$59,175.42
Collected in 1950 .....	50,866.37
Per cent of levy collected in 1950 ...	85.96
Transferred to liens .....	.....
Cancelled, abated or adjusted .....	258.85
Outstanding December 31, 1950 ..	\$8,050.20

<b>All Prior Years Outstanding</b>	
Balance January 1, 1950 .....	\$7,242.87
Collected in 1950 .....	4,415.01
Balance December 31, 1950 .....	\$2,799.76

<b>Tax Title Liens Outstanding</b>	
Balance January 1, 1950 .....	.....
Redeemed by cash .....	.....
Balance December 31, 1950 .....	.....

<b>Property Acquired by Deed or Foreclosure</b>	
Balance January 1, 1950 .....	.....
Sale for cash .....	.....
Balance December 31, 1950 .....	.....

**CAPITAL DEBT, DECEMBER 31, 1950**

<b>Gross Debt</b>	
School debt .....	\$57,000.00
Self-liquidating debt. ....	.....
Other capital debt .....	.....

<b>TOTAL GROSS DEBT .....</b>	<b>\$57,000.00</b>
<b>Per Capita Gross Debt .....</b>	<b>\$43.75</b>

<b>Deductions for</b>	
School debt .....	\$57,000.00
Self-liquidating debt. ....	.....
Other capital debt .....	.....

<b>TOTAL DEDUCTIONS .....</b>	<b>57,000.00</b>
<b>NET DEBT .....</b>	<b>.....</b>

<b>Average Assessed Valuations</b>	
Real Property 1948-1949-1950..	\$837,381.00
Per Cent of Net Debt .....	.....

**CURRENT FINANCES DECEMBER 31, 1950**

Cash .....	\$22,882.72
Taxes receivable .....	10,849.96
Tax title liens .....	.....
Foreclosed property .....	.....
Accounts receivable .....	17.59
State road aid receivable .....	1,853.96
Emergencies and deferred charges ..	1,411.45

<b>TOTAL ASSETS .....</b>	<b>\$37,015.68</b>
---------------------------	--------------------

Cash liabilities .....	\$4,718.98
Reserves .....	10,867.55
Surplus revenue .....	21,429.15

<b>TOTAL LIABILITIES AND SURPLUS .....</b>	<b>\$37,015.68</b>
--------------------------------------------	--------------------

**GALLOWAY TOWNSHIP—ATLANTIC COUNTY**

Population Census, 1950—4,176  
1940—3,457

Land Area 91.75 sq. mi.

Net Valuation Taxable \$1,668,619

<b>EXPENDITURES AND REQUIRED PAYMENTS FOR 1950</b>	
<b>General Government</b>	
Administrative and executive .....	\$8,600.00
Assessment and collection of taxes .....	5,800.00
Finance Department .....	650.00
<b>Protection to Persons &amp; Property</b>	
Fire .....	5,420.00
Police .....	5,200.00
Other .....	.....
<b>Streets and Roads</b>	
Repairs and maintenance .....	18,500.00
Street lighting .....	3,500.00
<b>Sanitation</b>	
Street cleaning .....	.....
Garbage and ash removal .....	.....
Sewers .....	.....
<b>Health and Charities</b>	
Health service .....	1,850.00
Poor (including relief) .....	3,950.00
Hospitals (aid and maintenance) .....	.....
Other .....	.....
<b>Recreation</b>	
Beaches and boardwalks .....	.....
Parks and playgrounds .....	.....
Other .....	.....
<b>Educational</b>	
(Exclusive of school districts) ..	.....
<b>Unclassified Purposes</b>	
(Including contingent) .....	300.00
<b>SUB-TOTAL—Municipal functions..</b>	<b>\$53,770.00</b>

<b>Per Capita—Municipal functions .....</b>	<b>\$12.88</b>
Capital imp'ts and capital imp't fund .....	\$7,200.00
<b>Debt Service</b>	
Principal payments ..	\$5,000.00
Interest payments ..	3,760.00
Total .....	8,760.00
<b>Per Capita Debt Service .....</b>	
<b>Deferred Charges and Statutory Expenditures</b>	<b>\$2.10</b>
Emergencies .....	\$13,850.00
Other deferred chgs. ....	.....
Total .....	13,850.00
<b>TOTAL—Municipal expenditures ...</b>	<b>\$83,580.00</b>

<b>Required Payments for Local School, County, and Special District Taxes .....</b>	<b>109,029.93</b>
-------------------------------------------------------------------------------------	-------------------

<b>TOTAL EXPENDITURES AND REQUIRED PAYMENTS .....</b>	<b>\$192,609.93</b>
Reserve for uncollected taxes .....	\$51,543.27
<b>GRAND TOTAL—Budget .....</b>	<b>\$244,153.20</b>

<b>RECEIPTS AND REVENUES REALIZED IN 1950 TO MEET EXPENDITURES AND REQUIRED PAYMENTS</b>	
Surplus revenue appropriated ..	\$5,056.65
Miscellaneous revenues realized ..	62,210.40
State aid revenues realized .....	5,248.00
Delinquent taxes including	.....
liens—1950 collections .....	29,815.89
current taxes—1950 collections ..	112,829.53
Emergency borrowings .....	.....
<b>TOTAL RECEIPTS AND REVENUES REALIZED .....</b>	<b>\$215,160.47</b>

<b>CAPITAL OUTLAY—1950</b>	
Beaches and boardwalks .....	.....
Buildings and equipment .....	.....
Parks and playgrounds .....	.....
Sewers .....	.....
Streets, roads and bridges .....	.....
Water supply .....	.....
Other .....	.....

<b>Tax rate .....</b>	<b>\$9.40</b>
Local school tax rate .....	5.04
County tax rate .....	1.49
Local purpose tax rate .....	2.96

<b>TAXES</b>	
Local school tax ...	\$84,128.06
County taxes .....	24,901.87
Special district taxes .....	.....
Local purpose levy .....	\$109,029.93
.....	49,268.62
<b>Total tax levy (tax duplicate) ..</b>	<b>\$158,298.55</b>
<b>Per Capita Total Tax Levy .....</b>	<b>\$37.91</b>

<b>Current</b>	
1950 taxes levied (total) .....	\$158,889.05
Collected in 1950 .....	112,829.53
Per cent of levy collected in 1950 ..	71.01
Transferred to liens .....	21,090.07
Cancelled, abated or adjusted ..	2,087.42
Outstanding December 31, 1950 ..	\$22,882.03

<b>All Prior Years Outstanding</b>	
Balance January 1, 1950 .....	\$29,877.30
Collected in 1950 .....	23,287.08
Balance December 31, 1950 .....	\$4,077.30

<b>Tax Title Liens Outstanding</b>	
Balance January 1, 1950 .....	\$289,706.78
Redeemed by cash .....	6,528.81
Balance December 31, 1950 .....	\$307,089.43

<b>Property Acquired by Deed or Foreclosure</b>	
Balance January 1, 1950 .....	\$15,920.00
Sale for cash .....	2,482.50
Balance December 31, 1950 .....	\$13,437.50

<b>CAPITAL DEBT, DECEMBER 31, 1950</b>	
<b>Gross Debt</b>	
School debt .....	.....
Self-liquidating debt. ....	.....
Other capital debt ..	\$84,000.00
<b>TOTAL GROSS DEBT .....</b>	<b>\$84,000.00</b>
<b>Per Capita Gross Debt .....</b>	<b>\$20.11</b>

<b>Deductions for</b>	
School debt .....	.....
Self-liquidating debt. ....	.....
Other capital debt ..	.....
<b>TOTAL DEDUCTIONS .....</b>	<b>.....</b>
<b>NET DEBT .....</b>	<b>\$84,000.00</b>

<b>Average Assessed Valuations</b>	
Real Property 1948-1949-1950 ..	\$1,538,669.00
Per Cent of Net Debt .....	5.45

<b>CURRENT FINANCES DECEMBER 31, 1950</b>	
Cash .....	\$54,458.13
Taxes receivable .....	26,959.33
Tax title liens .....	307,089.43
Foreclosed property .....	13,437.50
Accounts receivable .....	5,580.82
State road aid receivable .....	3,424.96
Emergencies and deferred charges ..	1,500.00
<b>TOTAL ASSETS .....</b>	<b>\$412,450.17</b>
Cash liabilities .....	\$9,689.34
Reserves .....	353,067.08
Surplus revenue .....	49,693.75

<b>TOTAL LIABILITIES AND SURPLUS .....</b>	
<b>.....</b>	<b>\$412,450.17</b>

**GARFIELD CITY—BERGEN COUNTY**

Population Census, 1950—27,605  
1940—28,044

Land Area 2.1 sq. mi.

Net Valuation Taxable \$23,701,281

**EXPENDITURES AND REQUIRED PAYMENTS FOR 1950**  
**General Government**

Administrative and executive .... \$111,961.70  
Assessment and collection of taxes 50,961.61  
Finance Department ..... 10,563.34

**Protection to Persons & Property**

Fire ..... 33,644.33  
Police ..... 165,821.37  
Other ..... ..

**Streets and Roads**

Repairs and maintenance ..... 83,594.00  
Street lighting ..... 21,000.00

**Sanitation**

Street cleaning ..... ..  
Garbage and ash removal ..... 58,400.32  
Sewers ..... 45,263.72

**Health and Charities**

Health service ..... 15,879.92  
Poor (including relief) ..... 20,695.47  
Hospitals (aid and maintenance) 1,400.00  
Other ..... ..

**Recreation**

Beaches and boardwalks ..... ..  
Parks and playgrounds ..... 14,778.83  
Other ..... 3,000.00

**Educational**

(Exclusive of school districts) .. 15,100.00

**Unclassified Purposes**

(Including contingent) ..... 49,578.34

SUB-TOTAL—Municipal functions.. \$701,642.95

**Per Capita—Municipal functions** .....

Capital imp'ts and capital imp't fund \$5,000.00

**Debt Service**

Principal payments . \$256,000.00  
Interest payments .. 111,607.50

Total ..... 367,607.50

**Per Capita Debt Service** .....

Deferred Charges and Statutory Expenditures .....

Emergencies ..... \$38,800.00  
Other deferred chgs. 147,246.17

Total ..... 186,046.17

TOTAL—Municipal expenditures ... \$1,260,296.62

**Required Payments for Local School, County, and Special District Taxes** .....

806,326.01

TOTAL EXPENDITURES AND REQUIRED PAYMENTS ..... \$2,066,622.63

Reserve for uncollected taxes ..... \$148,160.55

GRAND TOTAL—Budget ..... \$2,214,783.18

**RECEIPTS AND REVENUES REALIZED IN 1950 TO MEET EXPENDITURES AND REQUIRED PAYMENTS**

Surplus revenue appropriated .. \$16,000.00  
Miscellaneous revenues realized. 202,870.28  
State aid revenues realized .... 17,182.00

Delinquent taxes including .....

Liens—1950 collections ..... 95,427.48  
Current taxes—1950 collections.. 1,729,375.18  
Emergency borrowings ..... 18,500.00

TOTAL RECEIPTS AND REVENUES REALIZED ..... \$2,079,354.94

**CAPITAL OUTLAY—1950**

Beaches and boardwalks ..... ..

Buildings and equipment ..... ..

Parks and playgrounds ..... ..

Sewers ..... ..

Streets, roads and bridges ..... ..

Water supply ..... \$55,363.58

Other ..... ..

**Tax rate** ..... **\$7.80**  
Local school tax rate ..... 2.59  
County tax rate ..... 0.81  
Local purpose tax rate .... 4.40

**TAXES**

Local school tax ... \$614,490.78  
County taxes ..... 191,835.23  
Special district taxes ..... ..

Local purpose levy ..... \$806,326.01  
1,045,516.13

Total tax levy (tax duplicate) .. \$1,851,842.14

**Per Capita Total Tax Levy** ..... **\$67.08**

**Current**

1950 taxes levied (total) ..... \$1,858,733.39  
Collected in 1950 ..... 1,729,375.18

Per cent of levy collected in 1950 ... 93.04

Transferred to liens ..... 8,307.00  
Cancelled, abated or adjusted ... 22,728.34

Outstanding December 31, 1950 .. \$98,322.87

**All Prior Years Outstanding**

Balance January 1, 1950 ..... \$154,423.93  
Collected in 1950 ..... 59,151.66

Balance December 31, 1950 ..... \$76,625.50

**Tax Title Liens Outstanding**

Balance January 1, 1950 ..... \$168,430.29  
Redeemed by cash ..... 3,913.46

Balance December 31, 1950 ..... \$39,223.04

**Property Acquired by Deed or Foreclosure**

Balance January 1, 1950 ..... \$232,667.22  
Sale for cash ..... 32,362.36

Balance December 31, 1950 ..... \$248,081.47

**CAPITAL DEBT, DECEMBER 31, 1950**

**Gross Debt**

School debt ..... \$201,000.00  
Self-liquidating debt. 681,000.00

Other capital debt .. 1,693,000.00

TOTAL GROSS DEBT ..... \$2,575,000.00

**Per Capita Gross Debt** ..... **\$93.28**

**Deductions for**

School debt ..... \$201,000.00  
Self-liquidating debt. ....

Other capital debt .. ..

TOTAL DEDUCTIONS ..... 201,000.00

NET DEBT ..... \$2,374,000.00

**Average Assessed Valuations**

Real Property 1948-1949-1950.. \$19,252,763.00  
Per Cent of Net Debt ..... 12.33

**CURRENT FINANCES DECEMBER 31, 1950**

Cash ..... \$97,785.67  
Taxes receivable ..... 174,948.37

Tax title liens ..... 39,223.04  
Foreclosed property ..... 248,081.47

Accounts receivable ..... 13,488.22  
State road aid receivable ..... 21,141.56

Emergencies and deferred charges .. 73,193.39

TOTAL ASSETS ..... \$667,861.72

Cash liabilities ..... \$121,558.46  
Reserves ..... 475,741.10

Surplus revenue ..... 70,562.16

TOTAL LIABILITIES AND SURPLUS ..... \$667,861.72

## GARWOOD BOROUGH—UNION COUNTY

Population Census, 1950—4,619      Land Area 0.7 sq. mi.      Net Valuation Taxable \$5,460,590  
 1940—3,622

<b>EXPENDITURES AND REQUIRED PAYMENTS FOR 1950</b>	
<b>General Government</b>	
Administrative and executive . . . . .	\$18,725.64
Assessment and collection of taxes . . . . .	5,308.24
Finance Department . . . . .	.....
<b>Protection to Persons &amp; Property</b>	
Fire . . . . .	16,410.33
Police . . . . .	40,254.57
Other . . . . .	.....
<b>Streets and Roads</b>	
Repairs and maintenance . . . . .	23,547.01
Street lighting . . . . .	8,979.89
<b>Sanitation</b>	
Street cleaning . . . . .	.....
Garbage and ash removal . . . . .	.....
Sewers . . . . .	7,583.52
<b>Health and Charities</b>	
Health service . . . . .	3,758.56
Poor (including relief) . . . . .	1,144.83
Hospitals (aid and maintenance) . . . . .	.....
Other . . . . .	.....
<b>Recreation</b>	
Beaches and boardwalks . . . . .	.....
Parks and playgrounds . . . . .	196.83
Other . . . . .	.....
<b>Educational</b>	
(Exclusive of school districts) . . . . .	1,300.00
<b>Unclassified Purposes</b>	
(Including contingent) . . . . .	3,584.00
<b>SUB-TOTAL—Municipal functions..</b>	<b>\$136,793.42</b>

<b>Per Capita—Municipal functions . . . . .</b>	<b>\$29.62</b>
Capital imp'ts and capital imp't fund	\$12,000.00
<b>Debt Service</b>	
Principal payments . . . . .	\$3,000.00
Interest payments . . . . .	720.00
<b>Total . . . . .</b>	<b>3,720.00</b>
<b>Per Capita Debt Service . . . . .</b>	<b>\$0.81</b>
<b>Deferred Charges and Statutory Expenditures</b>	
Emergencies . . . . .	.....
Other deferred chgs. . . . .	\$13,258.50
<b>Total . . . . .</b>	<b>13,258.50</b>

**TOTAL—Municipal expenditures . . . . . \$165,771.92**

**Required Payments for Local School, County, and Special District Taxes . . . . . 201,742.45**

**TOTAL EXPENDITURES AND REQUIRED PAYMENTS . . . . . \$367,514.37**

Reserve for uncollected taxes . . . . . \$31,279.00

**GRAND TOTAL—Budget . . . . . \$398,793.37**

<b>RECEIPTS AND REVENUES REALIZED IN 1950 TO MEET EXPENDITURES AND REQUIRED PAYMENTS</b>	
Surplus revenue appropriated . . . . .	\$30,000.00
Miscellaneous revenues realized . . . . .	54,848.01
State aid revenues realized . . . . .	3,880.64
<b>Delinquent taxes including</b>	
Liens—1950 collections . . . . .	11,346.81
Current taxes—1950 collections..	302,380.94
Emergency borrowings . . . . .	.....

**TOTAL RECEIPTS AND REVENUES REALIZED . . . . . \$402,456.40**

### CAPITAL OUTLAY—1950

Beaches and boardwalks . . . . .	.....
Buildings and equipment . . . . .	\$11,865.82
Parks and playgrounds . . . . .	.....
Sewers . . . . .	.....
Streets, roads and bridges . . . . .	11,781.30
Water supply . . . . .	.....
Other . . . . .	.....

<b>Tax rate . . . . .</b>	<b>\$5.77</b>
Local school tax rate . . . . .	2.91
County tax rate . . . . .	0.79
Local purpose tax rate . . . . .	2.07

### TAXES

Local school tax . . . . .	\$158,739.27	
County taxes . . . . .	43,003.18	
Special district taxes . . . . .	.....	
<b>Local purpose levy . . . . .</b>	<b>.....</b>	<b>\$201,742.45</b>
<b>Total tax levy (tax duplicate) . . . . .</b>	<b>.....</b>	<b>113,325.50</b>

**Per Capita Total Tax Levy . . . . . \$68.21**

<b>Current</b>	
1950 taxes levied (total) . . . . .	\$315,375.40
Collected in 1950 . . . . .	302,380.94
Per cent of levy collected in 1950 . . . . .	95.87
Transferred to liens . . . . .	1,134.99
Cancelled, abated or adjusted . . . . .	173.10
Outstanding December 31, 1950 . . . . .	\$11,686.37

<b>All Prior Years Outstanding</b>	
Balance January 1, 1950 . . . . .	\$16,374.68
Collected in 1950 . . . . .	9,933.01
Balance December 31, 1950 . . . . .	\$5,362.34

<b>Tax Title Liens Outstanding</b>	
Balance January 1, 1950 . . . . .	\$5,757.30
Redeemed by cash . . . . .	1,413.80
Balance December 31, 1950 . . . . .	\$5,893.14

<b>Property Acquired by Deed or Foreclosure</b>	
Balance January 1, 1950 . . . . .	\$74,454.00
Sale for cash . . . . .	8,033.00
Balance December 31, 1950 . . . . .	\$58,120.00

### CAPITAL DEBT, DECEMBER 31, 1950

<b>Gross Debt</b>	
School debt . . . . .	\$73,000.00
Self-liquidating debt. . . . .	.....
Other capital debt . . . . .	37,825.00
<b>TOTAL GROSS DEBT . . . . .</b>	<b>\$110,825.00</b>
<b>Per Capita Gross Debt . . . . .</b>	<b>\$23.99</b>

<b>Deductions for</b>	
School debt . . . . .	\$73,000.00
Self-liquidating debt. . . . .	.....
Other capital debt . . . . .	15,000.00
<b>TOTAL DEDUCTIONS . . . . .</b>	<b>88,000.00</b>

**NET DEBT . . . . . \$22,825.00**

<b>Average Assessed Valuations</b>	
Real Property 1948-1949-1950..	\$4,352,357.00
Per Cent of Net Debt . . . . .	0.52

### CURRENT FINANCES DECEMBER 31, 1950

Cash . . . . .	\$120,599.96
Taxes receivable . . . . .	17,048.71
Tax title liens . . . . .	5,893.14
Foreclosed property . . . . .	58,120.00
Accounts receivable . . . . .	2,405.26
State road aid receivable . . . . .	.....
Emergencies and deferred charges . . . . .	.....
<b>TOTAL ASSETS . . . . .</b>	<b>\$204,067.07</b>
Cash liabilities . . . . .	\$15,861.44
Reserves . . . . .	83,467.11
Surplus revenue . . . . .	104,738.52
<b>TOTAL LIABILITIES AND SURPLUS . . . . .</b>	<b>\$204,067.07</b>

## GIBBSBORO BOROUGH—CAMDEN COUNTY

Population Census, 1950—906      Land Area 2.15 sq. mi.      Net Valuation Taxable \$1,330,301  
 1940—713

<b>EXPENDITURES AND REQUIRED PAYMENTS FOR 1950</b>	
<b>General Government</b>	
Administrative and executive .....	\$1,937.73
Assessment and collection of taxes .....	2,019.14
Finance Department .....	522.00
<b>Protection to Persons &amp; Property</b>	
Fire .....	200.00
Police .....	110.00
Other .....	.....
<b>Streets and Roads</b>	
Repairs and maintenance .....	1,556.72
Street lighting .....	1,011.99
<b>Sanitation</b>	
Street cleaning .....	.....
Garbage and ash removal .....	262.00
Sewers .....	.....
<b>Health and Charities</b>	
Health service .....	13.50
Poor (including relief) .....	265.55
Hospitals (aid and maintenance) .....	.....
Other .....	.....
<b>Recreation</b>	
Beaches and boardwalks .....	.....
Parks and playgrounds .....	60.00
Other .....	.....
<b>Educational</b>	
(Exclusive of school districts) ..	.....
<b>Unclassified Purposes</b>	
(Including contingent) .....	.....
<b>SUB-TOTAL—Municipal functions..</b>	<b>\$7,958.63</b>

<b>Per Capita—Municipal functions .....</b>	<b>\$8.78</b>
Capital imp'ts and capital imp't fund .....	.....
<b>Debt Service</b>	
Principal payments ..	.....
Interest payments ..	.....
Total .....	.....
<b>Per Capita Debt Service .....</b>	<b>.....</b>
<b>Deferred Charges and Statutory Expenditures</b>	
Emergencies .....	.....
Other deferred chgs. ....	\$7,065.17
Total .....	\$7,065.17

<b>TOTAL—Municipal expenditures ..</b>	<b>\$15,023.80</b>
<b>Required Payments for Local School, County, and Special District Taxes .....</b>	<b>39,116.91</b>

<b>TOTAL EXPENDITURES AND REQUIRED PAYMENTS .....</b>	<b>\$54,140.71</b>
Reserve for uncollected taxes .....	\$2,813.23
<b>GRAND TOTAL—Budget .....</b>	<b>\$56,953.94</b>

<b>RECEIPTS AND REVENUES REALIZED IN 1950 TO MEET EXPENDITURES AND REQUIRED PAYMENTS</b>	
Surplus revenue appropriated ..	\$11,000.00
Miscellaneous revenues realized ..	5,544.58
State aid revenues realized .....	1,253.00
<b>Delinquent taxes including</b>	
Liens—1950 collections .....	2,396.15
Current taxes—1950 collections..	37,601.55
Emergency borrowings .....	.....
<b>TOTAL RECEIPTS AND REVENUES REALIZED .....</b>	<b>\$57,795.28</b>

<b>CAPITAL OUTLAY—1950</b>	
Beaches and boardwalks .....	.....
Buildings and equipment .....	.....
Parks and playgrounds .....	.....
Sewers .....	.....
Streets, roads and bridges .....	.....
Water supply .....	.....
Other .....	.....

<b>Tax rate .....</b>	<b>\$3.00</b>
Local school tax rate .....	1.50
County tax rate .....	1.44
Local purpose tax rate .....	0.06

<b>TAXES</b>	
Local school tax ...	\$19,997.22
County taxes .....	19,119.69
Special district taxes .....	.....
Local purpose levy .....	\$39,116.91
.....	422.40
<b>Total tax levy (tax duplicate) ..</b>	<b>\$39,539.31</b>

<b>Per Capita Total Tax Levy .....</b>	<b>\$43.64</b>
<b>Current</b>	
1950 taxes levied (total) .....	\$39,858.57
Collected in 1950 .....	37,601.55
Per cent of levy collected in 1950 ...	94.34
Transferred to liens .....	164.82
Cancelled, abated or adjusted ...	50.86
Outstanding December 31, 1950 ..	\$2,041.34

<b>All Prior Years Outstanding</b>	
Balance January 1, 1950 .....	\$3,408.31
Collected in 1950 .....	1,990.24
Balance December 31, 1950 .....	\$1,408.32

<b>Tax Title Liens Outstanding</b>	
Balance January 1, 1950 .....	\$3,441.49
Redeemed by cash .....	405.91
Balance December 31, 1950 .....	\$3,200.40

<b>Property Acquired by Deed or Foreclosure</b>	
Balance January 1, 1950 .....	\$2,373.00
Sale for cash .....	.....
Balance December 31, 1950 .....	\$2,373.00

<b>CAPITAL DEBT, DECEMBER 31, 1950</b>	
<b>Gross Debt</b>	
School debt .....	.....
Self-liquidating debt. ....	.....
Other capital debt ..	.....
<b>TOTAL GROSS DEBT .....</b>	<b>.....</b>
<b>Per Capita Gross Debt .....</b>	<b>.....</b>

<b>Deductions for</b>	
School debt .....	.....
Self-liquidating debt. ....	.....
Other capital debt ..	.....
<b>TOTAL DEDUCTIONS .....</b>	<b>.....</b>
<b>NET DEBT .....</b>	<b>.....</b>

<b>Average Assessed Valuations</b>	
Real Property 1948-1949-1950..	\$942,013.00
<b>Per Cent of Net Debt .....</b>	<b>.....</b>

<b>CURRENT FINANCES DECEMBER 31, 1950</b>	
Cash .....	\$9,383.66
Taxes receivable .....	3,450.16
Tax title liens .....	3,200.40
Foreclosed property .....	2,373.00
Accounts receivable .....	161.25
State road aid receivable .....	.....
Emergencies and deferred charges ..	200.00
<b>TOTAL ASSETS .....</b>	<b>\$18,768.47</b>

Cash liabilities .....	\$331.29
Reserves .....	9,184.81
Surplus revenue .....	9,252.37

<b>TOTAL LIABILITIES AND SURPLUS .....</b>	<b>\$18,768.47</b>
--------------------------------------------	--------------------

## GLASSBORO BOROUGH—GLOUCESTER COUNTY

Population Census, 1950—5,906      Land Area 9.23 sq. mi.      Net Valuation Taxable \$3,847,322  
 1940—4,925

### EXPENDITURES AND REQUIRED PAYMENTS FOR 1950

<b>General Government</b>		
Administrative and executive . . . . .	\$14,850.00	
Assessment and collection of taxes . . . . .	9,120.00	
Finance Department . . . . .	1,400.00	
<b>Protection to Persons &amp; Property</b>		
Fire . . . . .	9,340.00	
Police . . . . .	23,200.00	
Other . . . . .	.....	
<b>Streets and Roads</b>		
Repairs and maintenance . . . . .	25,937.77	
Street lighting . . . . .	11,230.00	
<b>Sanitation</b>		
Street cleaning . . . . .	.....	
Garbage and ash removal . . . . .	1.00	
Sewers . . . . .	7,250.00	
<b>Health and Charities</b>		
Health service . . . . .	2,205.00	
Poor (including relief) . . . . .	3,750.00	
Hospitals (aid and maintenance) . . . . .	.....	
Other . . . . .	.....	
<b>Recreation</b>		
Beaches and boardwalks . . . . .	.....	
Parks and playgrounds . . . . .	.....	
Other . . . . .	.....	
<b>Educational</b>		
(Exclusive of school districts) . . . . .	.....	
<b>Unclassified Purposes</b>		
(Including contingent) . . . . .	3,500.00	
<b>SUB-TOTAL—Municipal functions..</b>	<b>\$111,783.77</b>	

<b>Per Capita—Municipal functions . . . . .</b>	<b>\$18.03</b>	
Capital imp'ts and capital imp't fund	\$15,333.33	
<b>Debt Service</b>		
Principal payments . . . . .	\$37,000.00	
Interest payments . . . . .	7,200.00	
<b>Total . . . . .</b>	<b>44,200.00</b>	
<b>Per Capita Debt Service . . . . .</b>		<b>\$7.48</b>
<b>Deferred Charges and Statutory Expenditures</b>		
Emergencies . . . . .	\$3,500.00	
Other deferred chgs. . . . .	.....	
<b>Total . . . . .</b>	<b>3,500.00</b>	
<b>TOTAL—Municipal expenditures . . . . .</b>	<b>\$174,817.10</b>	

**Required Payments for Local School, County, and Special District Taxes . . . . .** 190,144.37

<b>TOTAL EXPENDITURES AND REQUIRED PAYMENTS . . . . .</b>	<b>\$364,961.47</b>
Reserve for uncollected taxes . . . . .	\$39,544.35
<b>GRAND TOTAL—Budget . . . . .</b>	<b>\$404,505.82</b>

### RECEIPTS AND REVENUES REALIZED IN 1950 TO MEET EXPENDITURES AND REQUIRED PAYMENTS

Surplus revenue appropriated . . . . .	\$68,224.96
Miscellaneous revenues realized . . . . .	91,456.96
State aid revenues realized . . . . .	11,969.20
<b>Delinquent taxes including</b>	
Liens—1950 collections . . . . .	25,898.01
Current taxes—1950 collections..	237,828.09
Emergency borrowings . . . . .	.....
<b>TOTAL RECEIPTS AND REVENUES REALIZED . . . . .</b>	<b>\$435,377.22</b>

### CAPITAL OUTLAY—1950

Beaches and boardwalks . . . . .	.....
Buildings and equipment . . . . .	\$426.00
Parks and playgrounds . . . . .	.....
Sewers . . . . .	.....
Streets, roads and bridges . . . . .	1,641.08
Water supply . . . . .	1,365.89
Other . . . . .	.....

<b>Tax rate . . . . .</b>	<b>\$6.78</b>
Local school tax rate . . . . .	3.95
County tax rate . . . . .	1.00
Local purpose tax rate . . . . .	1.83

### TAXES

Local school tax . . . . .	\$151,910.00	
County taxes . . . . .	38,234.37	
Special district taxes . . . . .	.....	
<b>Local purpose levy . . . . .</b>	<b>71,336.49</b>	
<b>Total tax levy (tax duplicate) . . . . .</b>	<b>\$261,480.86</b>	

**Per Capita Total Tax Levy . . . . .** \$44.27

<b>Current</b>	
1950 taxes levied (total) . . . . .	\$266,445.28
Collected in 1950 . . . . .	237,828.09
Per cent of levy collected in 1950 . . . . .	89.25
Transferred to liens . . . . .	2,700.65
Cancelled, abated or adjusted . . . . .	2,376.01
Outstanding December 31, 1950 . . . . .	\$23,540.53

<b>All Prior Years Outstanding</b>	
Balance January 1, 1950 . . . . .	\$23,866.39
Collected in 1950 . . . . .	21,572.64
Balance December 31, 1950 . . . . .	\$1,562.46

<b>Tax Title Liens Outstanding</b>	
Balance January 1, 1950 . . . . .	\$135,851.27
Redeemed by cash . . . . .	4,325.37
Balance December 31, 1950 . . . . .	\$134,348.05

<b>Property Acquired by Deed or Foreclosure</b>	
Balance January 1, 1950 . . . . .	\$19,502.00
Sale for cash . . . . .	11,000.00
Balance December 31, 1950 . . . . .	\$13,005.50

### CAPITAL DEBT, DECEMBER 31, 1950

<b>Gross Debt</b>	
School debt . . . . .	\$319,000.00
Self-liquidating debt . . . . .	74,000.00
Other capital debt . . . . .	143,000.00
<b>TOTAL GROSS DEBT . . . . .</b>	<b>\$536,000.00</b>
<b>Per Capita Gross Debt . . . . .</b>	<b>\$90.76</b>

<b>Deductions for</b>	
School debt . . . . .	\$254,833.00
Self-liquidating debt . . . . .	74,000.00
Other capital debt . . . . .	.....
<b>TOTAL DEDUCTIONS . . . . .</b>	<b>328,833.00</b>
<b>NET DEBT . . . . .</b>	<b>\$207,167.00</b>

<b>Average Assessed Valuations</b>	
Real Property 1948-1949-1950..	\$3,185,408.00
Per Cent of Net Debt . . . . .	6.50

### CURRENT FINANCES DECEMBER 31, 1950

Cash . . . . .	\$167,266.51
Taxes receivable . . . . .	25,102.99
Tax title liens . . . . .	134,348.05
Foreclosed property . . . . .	13,005.50
Accounts receivable . . . . .	1,325.99
State road aid receivable . . . . .	4,956.29
Emergencies and deferred charges . . . . .	4,217.02
<b>TOTAL ASSETS . . . . .</b>	<b>\$350,222.35</b>

Cash liabilities . . . . .	\$63,641.84
Reserves . . . . .	173,782.53
Surplus revenue . . . . .	112,797.98

**TOTAL LIABILITIES AND SURPLUS . . . . .** \$350,222.35

## GLEN GARDNER BOROUGH—HUNTERDON COUNTY

Population Census, 1950—655  
1940—536

Land Area 1.5 sq. mi.

Net Valuation Taxable \$271,670

### EXPENDITURES AND REQUIRED PAYMENTS FOR 1950

<b>General Government</b>	
Administrative and executive .....	\$1,625.00
Assessment and collection of taxes .....	375.00
Finance Department .....	.....
<b>Protection to Persons &amp; Property</b>	
Fire .....	450.00
Police .....	60.00
Other .....	.....
<b>Streets and Roads</b>	
Repairs and maintenance .....	2,575.00
Street lighting .....	1,100.00
<b>Sanitation</b>	
Street cleaning .....	.....
Garbage and ash removal .....	720.00
Sewers .....	.....
<b>Health and Charities</b>	
Health service .....	388.00
Poor (including relief) .....	180.00
Hospitals (aid and maintenance) .....	.....
Other .....	.....
<b>Recreation</b>	
Beaches and boardwalks .....	.....
Parks and playgrounds .....	25.00
Other .....	.....
<b>Educational</b>	
(Exclusive of school districts) ..	.....
<b>Unclassified Purposes</b>	
(Including contingent) .....	25.00
<b>SUB-TOTAL—Municipal functions..</b>	<b>\$7,523.00</b>

<b>Per Capita—Municipal functions .....</b>	<b>\$11.49</b>
Capital imp'ts and capital imp't fund .....	.....
<b>Debt Service</b>	
Principal payments .....	.....
Interest payments ..	\$100.00
<b>Total .....</b>	<b>\$100.00</b>
<b>Per Capita Debt Service .....</b>	
<b>.....</b>	<b>\$0.15</b>
<b>Deferred Charges and Statutory Expenditures</b>	
Emergencies .....	.....
Other deferred chgs. ....	.....
<b>Total .....</b>	<b>.....</b>

**TOTAL—Municipal expenditures ...** **\$7,623.00**

**Required Payments for Local School, County, and Special District Taxes .....** **13,164.00**

**TOTAL EXPENDITURES AND REQUIRED PAYMENTS .....** **\$20,787.00**

Reserve for uncollected taxes .....

**GRAND TOTAL—Budget .....** **\$22,399.33**

### RECEIPTS AND REVENUES REALIZED IN 1950 TO MEET EXPENDITURES AND REQUIRED PAYMENTS

Surplus revenue appropriated ..	\$2,000.00
Miscellaneous revenues realized.	2,063.25
State aid revenues realized .....	1,828.00
<b>Delinquent taxes including</b>	
Fines—1950 collections .....	1,699.33
Current taxes—1950 collections..	13,918.18
Emergency borrowings .....	.....
<b>TOTAL RECEIPTS AND REVENUES REALIZED .....</b>	<b>\$21,508.76</b>

### CAPITAL OUTLAY—1950

Benches and boardwalks .....	.....
Buildings and equipment .....	.....
Parks and playgrounds .....	.....
Sewers .....	.....
Streets, roads and bridges .....	.....
Water supply .....	.....
Other .....	.....

<b>Tax rate .....</b>	<b>\$5.59</b>
Local school tax rate .....	3.88
County tax rate .....	0.97
Local purpose tax rate .....	0.74

### TAXES

Local school tax ...	\$10,545.60	
County taxes .....	2,618.40	
Special district taxes .....	.....	
<b>Local purpose levy .....</b>	<b>.....</b>	<b>\$13,164.00</b>
<b>Total tax levy (tax duplicate) ..</b>	<b>.....</b>	<b>\$15,171.33</b>

**Per Capita Total Tax Levy .....** **\$23.16**

<b>Current</b>	
1950 taxes levied (total) .....	\$15,368.72
Collected in 1950 .....	13,918.18
Per cent of levy collected in 1950 ...	90.56
Transferred to liens .....	.....
Cancelled, abated or adjusted ...	50.13
Outstanding December 31, 1950 ..	\$1,400.41

<b>All Prior Years Outstanding</b>	
Balance January 1, 1950 .....	\$1,959.52
Collected in 1950 .....	1,699.33
Balance December 31, 1950 .....	\$196.83

<b>Tax Title Liens Outstanding</b>	
Balance January 1, 1950 .....	.....
Redeemed by cash .....	.....
Balance December 31, 1950 .....	.....

<b>Property Acquired by Deed or Foreclosure</b>	
Balance January 1, 1950 .....	.....
Sale for cash .....	.....
Balance December 31, 1950 .....	.....

### CAPITAL DEBT, DECEMBER 31, 1950

<b>Gross Debt</b>	
School debt .....	\$19,527.00
Self-liquidating debt. ....	.....
Other capital debt ..	7,000.00
<b>TOTAL GROSS DEBT .....</b>	<b>\$26,527.00</b>
<b>Per Capita Gross Debt .....</b>	<b>\$40.50</b>

<b>Deductions for</b>	
School debt .....	\$19,527.00
Self-liquidating debt. ....	.....
Other capital debt ..	.....
<b>TOTAL DEDUCTIONS .....</b>	<b>19,527.00</b>
<b>NET DEBT .....</b>	<b>\$7,000.00</b>

<b>Average Assessed Valuations</b>	
Real Property 1948-1949-1950..	\$237,817.00
Per Cent of Net Debt .....	2.94

### CURRENT FINANCES DECEMBER 31, 1950

Cash .....	\$14,395.17
Taxes receivable .....	1,597.24
Tax title liens .....	.....
Foreclosed property .....	.....
Accounts receivable .....	25.12
State road aid receivable .....	.....
Emergencies and deferred charges ..	.....
<b>TOTAL ASSETS .....</b>	<b>\$16,017.53</b>

Cash liabilities .....	\$1,566.78
Reserves .....	1,622.36
Surplus revenue .....	12,828.39
<b>TOTAL LIABILITIES AND SURPLUS .....</b>	<b>\$16,017.53</b>

## GLEN RIDGE BOROUGH—ESSEX COUNTY

Population Census, 1950—7,640  
1940—7,331

Land Area 1.3 sq. mi.

Net Valuation Taxable \$16,313,790

### EXPENDITURES AND REQUIRED PAYMENTS FOR 1950

<b>General Government</b>		
Administrative and executive . . .	\$32,234.59	
Assessment and collection of taxes	9,595.31	
Finance Department . . . . .	2,515.76	
<b>Protection to Persons &amp; Property</b>		
Fire . . . . .	26,902.02	
Police . . . . .	97,474.51	
Other . . . . .	5,700.00	
<b>Streets and Roads</b>		
Repairs and maintenance . . . . .	19,761.97	
Street lighting . . . . .	15,796.27	
<b>Sanitation</b>		
Street cleaning . . . . .	10,279.45	
Garbage and ash removal . . . . .	41,297.00	
Sewers . . . . .	10,104.59	
<b>Health and Charities</b>		
Health service . . . . .	8,350.91	
Poor (including relief) . . . . .	2,370.38	
Hospitals (aid and maintenance).		
Other . . . . .		
<b>Recreation</b>		
Beaches and boardwalks . . . . .		
Parks and playgrounds . . . . .	12,573.31	
Other . . . . .		
<b>Educational</b>		
(Exclusive of school districts) ..	23,989.94	
<b>Unclassified Purposes</b>		
(Including contingent) . . . . .	27,565.13	
<b>SUB-TOTAL—Municipal functions..</b>	<b>\$346,511.14</b>	

<b>Per Capita—Municipal functions . . . . .</b>	<b>\$45.35</b>	
Capital imp'ts and capital imp't fund	\$8,700.00	
<b>Debt Service</b>		
Principal payments . . . . .	\$29,000.00	
Interest payments .. . . .	12,465.00	
<b>Total . . . . .</b>	<b>41,465.00</b>	
<b>Per Capita Debt Service . . . . .</b>	<b>\$5.43</b>	

<b>Deferred Charges and Statutory Expenditures</b>		
Emergencies . . . . .		
Other deferred chgs. . . . .	\$33,985.17	
<b>Total . . . . .</b>	<b>33,985.17</b>	
<b>TOTAL—Municipal expenditures . . .</b>	<b>\$430,661.31</b>	

<b>Required Payments for Local School, County, and Special District Taxes . . . . .</b>	<b>562,708.72</b>	
-----------------------------------------------------------------------------------------	-------------------	--

<b>TOTAL EXPENDITURES AND REQUIRED PAYMENTS . . . . .</b>	<b>\$993,370.03</b>	
-----------------------------------------------------------	---------------------	--

Reserve for uncollected taxes . . . . .	\$49,542.38	
<b>GRAND TOTAL—Budget . . . . .</b>	<b>\$1,042,912.41</b>	

### RECEIPTS AND REVENUES REALIZED IN 1950 TO MEET EXPENDITURES AND REQUIRED PAYMENTS

Surplus revenue appropriated . . . . .	\$63,800.00	
Miscellaneous revenues realized.	78,860.30	
State aid revenues realized . . . . .	5,950.00	
Delinquent taxes including		
liens—1950 collections . . . . .	16,743.19	
Current taxes—1950 collections..	886,497.94	
Emergency borrowings . . . . .		

<b>TOTAL RECEIPTS AND REVENUES REALIZED . . . . .</b>	<b>\$1,051,851.43</b>	
-------------------------------------------------------	-----------------------	--

### CAPITAL OUTLAY—1950

Beaches and boardwalks . . . . .		
Buildings and equipment . . . . .	\$1,819.75	
Parks and playgrounds . . . . .		
Sewers . . . . .		
Streets, roads and bridges . . . . .	21.45	
Water supply . . . . .	7,500.00	
Other . . . . .	2,024.14	

<b>Tax rate . . . . .</b>	<b>\$5.57</b>
Local school tax rate . . . . .	2.53
County tax rate . . . . .	0.92
Local purpose tax rate . . . . .	2.12

### TAXES

Local school tax . . . . .	\$411,997.30	
County taxes . . . . .	150,711.42	
Special district taxes . . . . .		
<b>Local purpose levy . . . . .</b>	<b>346,780.55</b>	
<b>Total tax levy (tax duplicate) ..</b>	<b>\$909,489.27</b>	

<b>Per Capita Total Tax Levy . . . . .</b>	<b>\$119.04</b>
--------------------------------------------	-----------------

<b>Current</b>		
1950 taxes levied (total) . . . . .	\$912,083.96	
Collected in 1950 . . . . .	886,497.94	
Per cent of levy collected in 1950 . . . . .	97.19	
Transferred to liens . . . . .		
Cancelled, abated or adjusted . . . . .	1,359.08	
Outstanding December 31, 1950 ..	\$24,226.94	

<b>All Prior Years Outstanding</b>		
Balance January 1, 1950 . . . . .	\$18,482.59	
Collected in 1950 . . . . .	16,743.19	
Balance December 31, 1950 . . . . .	\$987.08	

<b>Tax Title Liens Outstanding</b>		
Balance January 1, 1950 . . . . .		
Redeemed by cash . . . . .		
Balance December 31, 1950 . . . . .		

<b>Property Acquired by Deed or Foreclosure</b>		
Balance January 1, 1950 . . . . .	\$10,110.00	
Sale for cash . . . . .	2,800.00	
Balance December 31, 1950 . . . . .	\$7,310.00	

### CAPITAL DEBT, DECEMBER 31, 1950

<b>Gross Debt</b>		
School debt . . . . .	\$1,033,334.00	
Self-liquidating debt. . . . .	140,171.00	
Other capital debt . . . . .	262,000.00	
<b>TOTAL GROSS DEBT . . . . .</b>	<b>\$1,435,505.00</b>	
<b>Per Capita Gross Debt . . . . .</b>	<b>\$187.89</b>	

<b>Deductions for</b>		
School debt . . . . .	\$1,033,334.00	
Self-liquidating debt. . . . .	140,171.00	
Other capital debt . . . . .		
<b>TOTAL DEDUCTIONS . . . . .</b>	<b>1,173,505.00</b>	
<b>NET DEBT . . . . .</b>	<b>\$262,000.00</b>	

<b>Average Assessed Valuations</b>		
Real Property 1948-1949-1950..	\$14,906,229.00	
Per Cent of Net Debt . . . . .	1.76	

### CURRENT FINANCES DECEMBER 31, 1950

Cash . . . . .	\$303,522.60
Taxes receivable . . . . .	25,214.62
Tax title liens . . . . .	
Foreclosed property . . . . .	7,310.00
Accounts receivable . . . . .	
State road aid receivable . . . . .	
Emergencies and deferred charges ..	1,895.00
<b>TOTAL ASSETS . . . . .</b>	<b>\$337,941.62</b>

Cash liabilities . . . . .	\$187,328.29
Reserves . . . . .	32,524.62
Surplus revenue . . . . .	118,089.31
<b>TOTAL LIABILITIES AND SURPLUS . . . . .</b>	<b>\$337,941.62</b>

## GLEN ROCK BOROUGH—BERGEN COUNTY

Population Census, 1950—7,138  
1940—5,177

Land Area 2.8 sq. mi.

Net Valuation Taxable \$9,698,417

### EXPENDITURES AND REQUIRED PAYMENTS FOR 1950

<b>General Government</b>	
Administrative and executive . . . . .	\$31,402.00
Assessment and collection of taxes	9,822.00
Finance Department . . . . .	.....
<b>Protection to Persons &amp; Property</b>	
Fire . . . . .	10,990.00
Police . . . . .	47,375.00
Other . . . . .	.....
<b>Streets and Roads</b>	
Repairs and maintenance . . . . .	47,275.00
Street lighting . . . . .	8,500.00
<b>Sanitation</b>	
Street cleaning . . . . .	.....
Garbage and ash removal . . . . .	.....
Sewers . . . . .	12,846.00
<b>Health and Charities</b>	
Health service . . . . .	3,570.00
Poor (including relief) . . . . .	360.00
Hospitals (aid and maintenance) . . . . .	.....
Other . . . . .	.....
<b>Recreation</b>	
Beaches and boardwalks . . . . .	.....
Parks and playgrounds . . . . .	3,920.00
Other . . . . .	.....
<b>Educational</b>	
(Exclusive of school districts) . . . . .	8,925.00
<b>Unclassified Purposes</b>	
(Including contingent) . . . . .	500.00
<b>SUB-TOTAL—Municipal functions..</b>	<b>\$185,485.00</b>

<b>Per Capita—Municipal functions . . . . .</b>	<b>\$25.99</b>
Capital imp'ts and capital imp't fund	\$11,891.00
<b>Debt Service</b>	
Principal payments . . . . .	\$33,000.00
Interest payments . . . . .	10,715.00
<b>Total . . . . .</b>	<b>43,715.00</b>
<b>Per Capita Debt Service . . . . .</b>	<b>\$6.12</b>
<b>Deferred Charges and Statutory Expenditures</b>	
Emergencies . . . . .	.....
Other deferred chgs. . . . .	\$10,674.50
<b>Total . . . . .</b>	<b>10,674.50</b>

<b>TOTAL—Municipal expenditures . . . . .</b>	<b>\$251,765.50</b>
<b>Required Payments for Local School, County, and Special District Taxes . . . . .</b>	<b>368,942.80</b>

<b>TOTAL EXPENDITURES AND REQUIRED PAYMENTS . . . . .</b>	<b>\$620,708.30</b>
Reserve for uncollected taxes . . . . .	\$50,422.05
<b>GRAND TOTAL—Budget . . . . .</b>	<b>\$671,150.35</b>

<b>RECEIPTS AND REVENUES REALIZED IN 1950 TO MEET EXPENDITURES AND REQUIRED PAYMENTS</b>	
Surplus revenue appropriated . . . . .	\$83,500.00
Miscellaneous revenues realized . . . . .	114,518.37
State aid revenues realized . . . . .	4,385.00
<b>Delinquent taxes including</b>	
liens—1950 collections . . . . .	30,824.20
Current taxes—1950 collections..	485,224.32
Emergency borrowings . . . . .	.....
<b>TOTAL RECEIPTS AND REVENUES REALIZED . . . . .</b>	<b>\$718,451.89</b>

<b>CAPITAL OUTLAY—1950</b>	
Beaches and boardwalks . . . . .	.....
Buildings and equipment . . . . .	.....
Parks and playgrounds . . . . .	\$45,659.49
Sewers . . . . .	.....
Streets, roads and bridges . . . . .	23,377.95
Water supply . . . . .	.....
Other . . . . .	.....

<b>Tax rate . . . . .</b>	<b>\$5.19</b>
Local school tax rate . . . . .	2.99
County tax rate . . . . .	0.82
Local purpose tax rate . . . . .	1.38

<b>TAXES</b>	
Local school tax . . . . .	\$289,743.00
County taxes . . . . .	79,199.80
Special district taxes . . . . .	.....
<b>Local purpose levy . . . . .</b>	<b>\$368,942.80</b>
<b>Local purpose levy . . . . .</b>	<b>134,977.55</b>
<b>Total tax levy (tax duplicate) . . . . .</b>	<b>\$503,920.35</b>

<b>Per Capita Total Tax Levy . . . . .</b>	<b>\$70.60</b>
<b>Current</b>	
1950 taxes levied (total) . . . . .	\$513,249.20
Collected in 1950 . . . . .	485,224.32
Per cent of levy collected in 1950 . . . . .	94.54
Transferred to liens . . . . .	115.49
Cancelled, abated or adjusted . . . . .	194.62
Outstanding December 31, 1950 . . . . .	\$27,714.77

<b>All Prior Years Outstanding</b>	
Balance January 1, 1950 . . . . .	\$31,210.24
Collected in 1950 . . . . .	30,681.28
Balance December 31, 1950 . . . . .	\$313.62

<b>Tax Title Liens Outstanding</b>	
Balance January 1, 1950 . . . . .	\$1,408.41
Redeemed by cash . . . . .	142.92
Balance December 31, 1950 . . . . .	\$1,380.98

<b>Property Acquired by Deed or Foreclosure</b>	
Balance January 1, 1950 . . . . .	\$58,241.42
Sale for cash . . . . .	20,316.42
Balance December 31, 1950 . . . . .	\$46,075.00

### CAPITAL DEBT, DECEMBER 31, 1950

<b>Gross Debt</b>	
School debt . . . . .	\$427,000.00
Self-liquidating debt. . . . .	.....
Other capital debt . . . . .	424,150.00
<b>TOTAL GROSS DEBT . . . . .</b>	<b>\$851,150.00</b>
<b>Per Capita Gross Debt . . . . .</b>	<b>\$119.24</b>

<b>Deductions for</b>	
School debt . . . . .	\$427,000.00
Self-liquidating debt. . . . .	.....
Other capital debt . . . . .	.....
<b>TOTAL DEDUCTIONS . . . . .</b>	<b>427,000.00</b>
<b>NET DEBT . . . . .</b>	<b>\$424,150.00</b>

<b>Average Assessed Valuations</b>	
Real Property 1948-1949-1950..	\$8,842,175.00
Per Cent of Net Debt . . . . .	4.79

### CURRENT FINANCES DECEMBER 31, 1950

Cash . . . . .	\$225,555.17
Taxes receivable . . . . .	28,028.39
Tax title liens . . . . .	1,380.98
Foreclosed property . . . . .	46,075.00
Accounts receivable . . . . .	1,570.24
State road aid receivable . . . . .	.....
Emergencies and deferred charges . . . . .	.....
<b>TOTAL ASSETS . . . . .</b>	<b>\$302,609.78</b>
Cash liabilities . . . . .	\$22,531.27
Reserves . . . . .	77,054.61
Surplus revenue . . . . .	203,023.90
<b>TOTAL LIABILITIES AND SURPLUS . . . . .</b>	<b>\$302,609.78</b>

## GLOUCESTER CITY—CITY—CAMDEN COUNTY

Population Census, 1950—14,283  
1940—13,692

Land Area 2.4 sq. mi.

Net Valuation Taxable \$10,719,219

### EXPENDITURES AND REQUIRED PAYMENTS FOR 1950

<b>General Government</b>	
Administrative and executive . . . . .	\$38,803.65
Assessment and collection of taxes	9,492.00
Finance Department . . . . .	7,382.00
<b>Protection to Persons &amp; Property</b>	
Fire . . . . .	54,595.00
Police . . . . .	91,639.12
Other . . . . .	.....
<b>Streets and Roads</b>	
Repairs and maintenance . . . . .	59,632.22
Street lighting . . . . .	20,144.88
<b>Sanitation</b>	
Street cleaning . . . . .	.....
Garbage and ash removal . . . . .	.....
Sewers . . . . .	.....
<b>Health and Charities</b>	
Health service . . . . .	12,140.00
Poor (including relief) . . . . .	16,014.00
Hospitals (aid and maintenance) . . . . .	.....
Other . . . . .	.....
<b>Recreation</b>	
Beaches and boardwalks . . . . .	.....
Parks and playgrounds . . . . .	3,700.00
Other . . . . .	.....
<b>Educational</b>	
(Exclusive of school districts) . . . . .	3,946.00
<b>Unclassified Purposes</b>	
(Including contingent) . . . . .	2,409.60
<b>SUB-TOTAL—Municipal functions..</b>	<b>\$319,898.47</b>

<b>Per Capita—Municipal functions . . . . .</b>	<b>\$22.40</b>
Capital imp'ts and capital imp't fund	\$17,052.53
<b>Debt Service</b>	
Principal payments . . . . .	\$65,000.00
Interest payments . . . . .	48,520.00
<b>Total . . . . .</b>	<b>113,520.00</b>
<b>Per Capita Debt Service . . . . .</b>	
<b>Deferred Charges and Statutory Expenditures</b>	<b>\$7.95</b>
Emergencies . . . . .	\$7,500.00
Other deferred chgs. . . . .	3,003.07
<b>Total . . . . .</b>	<b>10,503.07</b>
<b>TOTAL—Municipal expenditures . . .</b>	<b>\$460,974.07</b>

<b>Required Payments for Local School, County, and Special District Taxes . . . . .</b>	<b>430,377.00</b>
-----------------------------------------------------------------------------------------	-------------------

### TOTAL EXPENDITURES AND REQUIRED PAYMENTS . . . . .

<b>\$891,351.07</b>	
Reserve for uncollected taxes . . . . .	\$53,527.00
<b>GRAND TOTAL—Budget . . . . .</b>	<b>\$944,878.07</b>

### RECEIPTS AND REVENUES REALIZED IN 1950 TO MEET EXPENDITURES AND REQUIRED PAYMENTS

Surplus revenue appropriated . . . . .	\$70,000.00
Miscellaneous revenues realized . . . . .	135,652.83
State aid revenues realized . . . . .	15,074.07
<b>Delinquent taxes including</b>	
Liens—1950 collections . . . . .	29,410.22
Current taxes—1950 collections..	675,761.00
Emergency borrowings . . . . .	.....
<b>TOTAL RECEIPTS AND REVENUES REALIZED . . . . .</b>	<b>\$925,898.12</b>

### CAPITAL OUTLAY—1950

Beaches and boardwalks . . . . .	.....
Buildings and equipment . . . . .	.....
Parks and playgrounds . . . . .	.....
Sewers . . . . .	.....
Streets, roads and bridges . . . . .	.....
Water supply . . . . .	.....
Other . . . . .	.....

<b>Tax rate . . . . .</b>	<b>\$6.66</b>
Local school tax rate . . . . .	2.58
County tax rate . . . . .	1.43
Local purpose tax rate . . . . .	2.65

### TAXES

Local school tax . . . . .	\$276,672.57
County taxes . . . . .	153,704.43
Special district taxes . . . . .	.....
<b>Local purpose levy . . . . .</b>	<b>\$430,377.00</b>
	282,070.66
<b>Total tax levy (tax duplicate) ..</b>	<b>\$712,447.66</b>

<b>Per Capita Total Tax Levy . . . . .</b>	<b>\$49.88</b>
--------------------------------------------	----------------

### Current

1950 taxes levied (total) . . . . .	\$715,858.09
Collected in 1950 . . . . .	675,761.00
Per cent of levy collected in 1950 . . . . .	94.39
Transferred to liens . . . . .	2,485.99
Cancelled, abated or adjusted . . . . .	1,266.92
Outstanding December 31, 1950 ..	\$36,344.18

### All Prior Years Outstanding

Balance January 1, 1950 . . . . .	\$40,194.73
Collected in 1950 . . . . .	25,487.86
Balance December 31, 1950 . . . . .	\$14,403.55

### Tax Title Liens Outstanding

Balance January 1, 1950 . . . . .	\$76,955.08
Redeemed by cash . . . . .	3,922.36
Balance December 31, 1950 . . . . .	\$74,357.47

### Property Acquired by Deed or Foreclosure

Balance January 1, 1950 . . . . .	\$72,615.00
Sale for cash . . . . .	11,281.00
Balance December 31, 1950 . . . . .	\$62,855.00

### CAPITAL DEBT, DECEMBER 31, 1950

<b>Gross Debt</b>	
School debt . . . . .	\$60,000.00
Self-liquidating debt . . . . .	.....
Other capital debt . . . . .	1,478,000.00
<b>TOTAL GROSS DEBT . . . . .</b>	<b>\$1,538,000.00</b>
<b>Per Capita Gross Debt . . . . .</b>	<b>\$107.68</b>

### Deductions for

School debt . . . . .	\$60,000.00
Self-liquidating debt . . . . .	.....
Other capital debt . . . . .	19,806.00
<b>TOTAL DEDUCTIONS . . . . .</b>	<b>79,806.00</b>
<b>NET DEBT . . . . .</b>	<b>\$1,458,194.00</b>

### Average Assessed Valuations

Real Property 1948-1949-1950..	\$9,069,124.00
Per Cent of Net Debt . . . . .	16.07

### CURRENT FINANCES DECEMBER 31, 1950

Cash . . . . .	\$124,127.61
Taxes receivable . . . . .	50,747.73
Tax title liens . . . . .	74,357.47
Foreclosed property . . . . .	62,855.00
Accounts receivable . . . . .	18,569.02
State road aid receivable . . . . .	8,897.13
Emergencies and deferred charges . . . . .	1,792.04
<b>TOTAL ASSETS . . . . .</b>	<b>\$341,346.00</b>
Cash liabilities . . . . .	\$36,509.86
Reserves . . . . .	206,529.22
Surplus revenue . . . . .	98,306.92
<b>TOTAL LIABILITIES AND SURPLUS . . . . .</b>	<b>\$341,346.00</b>

**GLOUCESTER TOWNSHIP—CAMDEN COUNTY**

Population Census, 1950—7,961      Land Area 23.45 sq. mi.      Net Valuation Taxable \$4,095,877  
 1940—6,198

**EXPENDITURES AND REQUIRED PAYMENTS FOR 1950**

<b>General Government</b>	
Administrative and executive . . . . .	\$12,438.50
Assessment and collection of taxes	14,430.00
Finance Department . . . . .	800.00
<b>Protection to Persons &amp; Property</b>	
Fire . . . . .	4,870.00
Police . . . . .	13,791.50
Other . . . . .	.....
<b>Streets and Roads</b>	
Repairs and maintenance . . . . .	23,495.00
Street lighting . . . . .	15,250.00
<b>Sanitation</b>	
Street cleaning . . . . .	.....
Garbage and ash removal . . . . .	.....
Sewers . . . . .	2,040.00
<b>Health and Charities</b>	
Health service . . . . .	4,015.00
Poor (including relief) . . . . .	6,600.00
Hospitals (aid and maintenance) . . . . .	.....
Other . . . . .	.....
<b>Recreation</b>	
Beaches and boardwalks . . . . .	.....
Parks and playgrounds . . . . .	.....
Other . . . . .	.....
<b>Educational</b>	
(Exclusive of school districts) . . . . .	.....
<b>Unclassified Purposes</b>	
(Including contingent) . . . . .	100.00
<b>SUB-TOTAL—Municipal functions..</b>	<b>\$97,830.00</b>

<b>Per Capita—Municipal functions . . . . .</b>	<b>\$12.29</b>
Capital imp'ts and capital imp't fund	\$11,650.00
<b>Debt Service</b>	
Principal payments . . . . .	\$25,000.00
Interest payments . . . . .	18,000.00
<b>Total . . . . .</b>	<b>43,000.00</b>
<b>Per Capita Debt Service . . . . .</b>	<b>\$5.40</b>
<b>Deferred Charges and Statutory Expenditures</b>	
Emergencies . . . . .	\$2,350.00
Other deferred chgs. . . . .	210.00
<b>Total . . . . .</b>	<b>2,560.00</b>

**TOTAL—Municipal expenditures . . . . . \$155,040.00**

**Required Payments for Local School, County, and Special District Taxes . . . . . 205,771.66**

**TOTAL EXPENDITURES AND REQUIRED PAYMENTS . . . . . \$360,811.66**

Reserve for uncollected taxes . . . . . \$40,700.00

**GRAND TOTAL—Budget . . . . . \$401,511.66**

**RECEIPTS AND REVENUES REALIZED IN 1950 TO MEET EXPENDITURES AND REQUIRED PAYMENTS**

Surplus revenue appropriated . . . . .	\$49,400.00
Miscellaneous revenues realized . . . . .	62,980.30
State aid revenues realized . . . . .	13,197.49
Delinquent taxes including	
Bills—1950 collections . . . . .	36,789.70
Current taxes—1950 collections..	236,437.62
Emergency borrowings . . . . .	.....
<b>TOTAL RECEIPTS AND REVENUES REALIZED . . . . .</b>	<b>\$398,805.11</b>

**CAPITAL OUTLAY—1950**

Beaches and boardwalks . . . . .	.....
Buildings and equipment . . . . .	\$10,986.28
Parks and playgrounds . . . . .	.....
Sewers . . . . .	.....
Streets, roads and bridges . . . . .	.....
Water supply . . . . .	.....
Other . . . . .	.....

<b>Tax rate . . . . .</b>	<b>\$6.62</b>
Local school tax rate . . . . .	3.60
County tax rate . . . . .	1.42
Local purpose tax rate . . . . .	1.60

**TAXES**

Local school tax . . . . .	\$147,538.75	
County taxes . . . . .	58,232.91	
Special district taxes . . . . .	.....	
<b>Local purpose levy . . . . .</b>	<b>.....</b>	<b>\$205,771.66</b>
<b>Total tax levy (tax duplicate) ..</b>	<b>.....</b>	<b>\$270,811.66</b>
<b>Per Capita Total Tax Levy . . . . .</b>	<b>\$34.02</b>	

<b>Current</b>	
1950 taxes levied (total) . . . . .	\$273,991.64
Collected in 1950 . . . . .	236,437.62
Per cent of levy collected in 1950 . . . . .	86.29
Transferred to liens . . . . .	.....
Cancelled, abated or adjusted . . . . .	.....
Outstanding December 31, 1950 ..	\$37,554.02

<b>All Prior Years Outstanding</b>	
Balance January 1, 1950 . . . . .	\$52,056.78
Collected in 1950 . . . . .	33,280.55
Balance December 31, 1950 . . . . .	\$18,776.23

<b>Tax Title Liens Outstanding</b>	
Balance January 1, 1950 . . . . .	\$8,381.03
Redeemed by cash . . . . .	3,509.15
Balance December 31, 1950 . . . . .	\$4,871.88

<b>Property Acquired by Deed or Foreclosure</b>	
Balance January 1, 1950 . . . . .	\$118,716.30
Sale for cash . . . . .	18,854.27
Balance December 31, 1950 . . . . .	\$99,862.03

**CAPITAL DEBT, DECEMBER 31, 1950**

<b>Gross Debt</b>	
School debt . . . . .	\$139,500.00
Self-liquidating debt. . . . .	425,000.00
Other capital debt . . . . .	.....
<b>TOTAL GROSS DEBT . . . . .</b>	<b>\$564,500.00</b>
<b>Per Capita Gross Debt . . . . .</b>	<b>\$70.91</b>

<b>Deductions for</b>	
School debt . . . . .	\$139,500.00
Self-liquidating debt. . . . .	.....
Other capital debt . . . . .	.....
<b>TOTAL DEDUCTIONS . . . . .</b>	<b>139,500.00</b>
<b>NET DEBT . . . . .</b>	<b>\$425,000.00</b>

<b>Average Assessed Valuations</b>	
Real Property 1948-1949-1950..	\$3,701,687.00
Per Cent of Net Debt . . . . .	11.48

**CURRENT FINANCES DECEMBER 31, 1950**

Cash . . . . .	\$97,638.27
Taxes receivable . . . . .	56,330.25
Tax title liens . . . . .	4,871.88
Foreclosed property . . . . .	99,862.03
Accounts receivable . . . . .	40,797.48
State road aid receivable . . . . .	3,998.13
Emergencies and deferred charges . . . . .	.....
<b>TOTAL ASSETS . . . . .</b>	<b>\$303,498.04</b>

Cash liabilities . . . . .	\$20,504.07
Reserves . . . . .	\$21,861.64
Surplus revenue . . . . .	81,132.33
<b>TOTAL LIABILITIES AND SURPLUS . . . . .</b>	<b>\$303,498.04</b>

**GREEN TOWNSHIP—SUSSEX COUNTY**

Population Census, 1950—594  
1940—540

Land Area 16.5 sq. mi.

Net Valuation Taxable \$480,068

**EXPENDITURES AND RE-  
QUIRED PAYMENTS FOR 1950**

<b>General Government</b>	
Administrative and executive .....	\$1,575.00
Assessment and collection of taxes .....	660.00
Finance Department .....	125.00
<b>Protection to Persons &amp; Property</b>	
Fire .....	1,120.00
Police .....	.....
Other .....	.....
<b>Streets and Roads</b>	
Repairs and maintenance .....	13,658.33
Street lighting .....	.....
<b>Sanitation</b>	
Street cleaning .....	.....
Garbage and ash removal .....	.....
Sewers .....	.....
<b>Health and Charities</b>	
Health service .....	457.00
Poor (including relief) .....	75.00
Hospitals (aid and maintenance) .....	475.94
Other .....	.....
<b>Recreation</b>	
Beaches and boardwalks .....	.....
Parks and playgrounds .....	.....
Other .....	.....
<b>Educational</b>	
(Exclusive of school districts) ..	.....
<b>Unclassified Purposes</b>	
(Including contingent) .....	20.00
<b>SUB-TOTAL—Municipal functions..</b>	<b>\$18,166.27</b>

<b>Per Capita—Municipal functions .....</b>	<b>\$30.58</b>
Capital imp'ts and capital imp't fund .....	\$2,222.22
<b>Debt Service</b>	
Principal payments .....	.....
Interest payments .....	\$50.00
<b>Total .....</b>	<b>50.00</b>
<b>Per Capita Debt Service .....</b>	
<b>Deferred Charges and Statutory Expenditures</b>	<b>\$0.08</b>
Emergencies .....	.....
Other deferred chgs. ....	\$49.66
<b>Total .....</b>	<b>49.66</b>

<b>TOTAL—Municipal expenditures ...</b>	<b>\$20,488.15</b>
<b>Required Payments for Local School, County, and Special District Taxes .....</b>	<b>30,343.44</b>

<b>TOTAL EXPENDITURES AND REQUIRED PAYMENTS .....</b>	<b>\$50,831.59</b>
Reserve for uncollected taxes .....	\$4,970.69
<b>GRAND TOTAL—Budget .....</b>	<b>\$55,802.28</b>

<b>RECEIPTS AND REVENUES REALIZED IN 1950 TO MEET EXPENDITURES AND REQUIRED PAYMENTS</b>	
Surplus revenue appropriated ..	\$2,000.00
Miscellaneous revenues realized ..	3,123.57
State aid revenues realized .....	3,960.00
Delinquent taxes including liens—1950 collections .....	4,331.83
Current taxes—1950 collections ..	34,048.25
Emergency borrowings .....	.....
<b>TOTAL RECEIPTS AND REVENUES REALIZED .....</b>	<b>\$52,463.65</b>

<b>CAPITAL OUTLAY—1950</b>	
Beaches and boardwalks .....	.....
Buildings and equipment .....	.....
Parks and playgrounds .....	.....
Sewers .....	.....
Streets, roads and bridges .....	.....
Water supply .....	.....
Other .....	.....

<b>Tax rate .....</b>	<b>\$8.04</b>
Local school tax rate .....	4.61
County tax rate .....	1.71
Local purpose tax rate ....	1.72

<b>TAXES</b>	
Local school tax ...	\$22,111.16
County taxes .....	8,232.28
Special district taxes .....	.....
<b>Local purpose levy .....</b>	<b>\$30,343.44</b>
<b>Total tax levy (tax duplicate) ..</b>	<b>\$38,567.28</b>

<b>Per Capita Total Tax Levy .....</b>	<b>\$64.93</b>
<b>Current</b>	
1950 taxes levied (total) .....	\$38,849.74
Collected in 1950 .....	34,048.25
Per cent of levy collected in 1950 ...	87.64
Transferred to liens .....	.....
Cancelled, abated or adjusted ..	138.79
Outstanding December 31, 1950 ..	\$4,662.70

<b>All Prior Years Outstanding</b>	
Balance January 1, 1950 .....	\$4,342.73
Collected in 1950 .....	4,331.83
Balance December 31, 1950 .....	.....

<b>Tax Title Liens Outstanding</b>	
Balance January 1, 1950 .....	.....
Redeemed by cash .....	.....
Balance December 31, 1950 .....	.....

<b>Property Acquired by Deed or Foreclosure</b>	
Balance January 1, 1950 .....	.....
Sale for cash .....	.....
Balance December 31, 1950 .....	.....

<b>CAPITAL DEBT, DECEMBER 31, 1950</b>	
<b>Gross Debt</b>	
School debt .....	\$50,000.00
Self-liquidating debt. ....	.....
Other capital debt ..	.....
<b>TOTAL GROSS DEBT .....</b>	<b>\$50,000.00</b>
<b>Per Capita Gross Debt .....</b>	<b>\$84.18</b>

<b>Deductions for</b>	
School debt .....	\$23,488.00
Self-liquidating debt. ....	.....
Other capital debt ..	.....
<b>TOTAL DEDUCTIONS .....</b>	<b>23,488.00</b>
<b>NET DEBT .....</b>	<b>\$26,512.00</b>

<b>Average Assessed Valuations</b>	
Real Property 1948-1949-1950 ..	\$391,465.00
Per Cent of Net Debt .....	6.77

<b>CURRENT FINANCES DECEMBER 31, 1950</b>	
Cash .....	\$24,841.64
Taxes receivable .....	4,662.70
Tax title liens .....	.....
Foreclosed property .....	.....
Accounts receivable .....	.....
State road aid receivable .....	18,500.27
Emergencies and deferred charges ..	.....

<b>TOTAL ASSETS .....</b>	<b>\$48,004.61</b>
Cash liabilities .....	\$34,623.21
Reserves .....	4,662.70
Surplus revenue .....	8,718.70
<b>TOTAL LIABILITIES AND SURPLUS .....</b>	<b>\$48,004.61</b>

**GREEN BROOK TOWNSHIP—SOMERSET COUNTY**

Population Census, 1950—1,150  
1940—763

Land Area 4.7 sq. mi.

Net Valuation Taxable \$1,018,600

**EXPENDITURES AND REQUIRED PAYMENTS FOR 1950**

<b>General Government</b>	
Administrative and executive .....	\$12,665.00
Assessment and collection of taxes .....	2,200.00
Finance Department .....	325.00
<b>Protection to Persons &amp; Property</b>	
Fire .....	3,600.00
Police .....	5,350.00
Other .....	.....
<b>Streets and Roads</b>	
Repairs and maintenance .....	5,600.00
Street lighting .....	850.00
<b>Sanitation</b>	
Street cleaning .....	.....
Garbage and ash removal .....	.....
Sewers .....	1,050.00
<b>Health and Charities</b>	
Health service .....	550.00
Poor (including relief) .....	350.00
Hospitals (aid and maintenance) .....	200.00
Other .....	.....
<b>Recreation</b>	
Beaches and boardwalks .....	.....
Parks and playgrounds .....	.....
Other .....	.....
<b>Educational</b>	
(Exclusive of school districts) ..	.....
<b>Unclassified Purposes</b>	
(Including contingent) .....	50.00
<b>SUB-TOTAL—Municipal functions..</b>	<b>\$32,790.00</b>

<b>Per Capita—Municipal functions ....</b>	<b>\$28.51</b>
Capital imp'ts and capital imp't fund .....	.....
<b>Debt Service</b>	
Principal payments ..	.....
Interest payments ..	.....
Total .....	.....
<b>Per Capita Debt Service .....</b>	
<b>Deferred Charges and Statutory Expenditures</b>	
Emergencies .....	.....
Other deferred chgs. ....	\$317.50
Total .....	\$317.50

**TOTAL—Municipal expenditures ... \$33,107.50**

**Required Payments for Local, School, County, and Special District Taxes .....** 46,325.22

**TOTAL EXPENDITURES AND REQUIRED PAYMENTS .....** \$79,432.72

Reserve for uncollected taxes .....

**GRAND TOTAL—Budget .....** \$94,692.22

**RECEIPTS AND REVENUES REALIZED IN 1950 TO MEET EXPENDITURES AND REQUIRED PAYMENTS**

Surplus revenue appropriated ..	\$10,000.00
Miscellaneous revenues realized.	25,979.46
State aid revenues realized .....	3,057.73
<b>Delinquent taxes including</b>	
Heus—1950 collections .....	10,773.92
Current taxes—1950 collections..	55,702.91
Emergency borrowings .....	.....
<b>TOTAL RECEIPTS AND REVENUES REALIZED .....</b>	<b>\$105,514.02</b>

**CAPITAL OUTLAY—1950**

Beaches and boardwalks .....	.....
Buildings and equipment .....	.....
Parks and playgrounds .....	.....
Sewers .....	.....
Streets, roads and bridges .....	.....
Water supply .....	.....
Other .....	.....

<b>Tax rate .....</b>	<b>\$6.14</b>
Local school tax rate .....	3.62
County tax rate .....	0.93
Local purpose tax rate ....	1.59

**TAXES**

Local school tax ...	\$36,833.00	
County taxes .....	9,492.22	
Special district taxes .....	.....	
Local purpose levy .....	.....	\$46,325.22
<b>Total tax levy (tax duplicate) ..</b>	<b>\$62,530.22</b>	

**Per Capita Total Tax Levy .....** \$54.37

<b>Current</b>	
1950 taxes levied (total) .....	\$66,651.24
Collected in 1950 .....	55,702.91
Per cent of levy collected in 1950 ....	83.57
Transferred to liens .....	1,137.46
Cancelled, abated or adjusted ....	674.83
Outstanding December 31, 1950 ..	\$9,136.04

<b>All Prior Years Outstanding</b>	
Balance January 1, 1950 .....	\$11,404.44
Collected in 1950 .....	9,956.39
Balance December 31, 1950 .....	\$1,350.00

<b>Tax Title Liens Outstanding</b>	
Balance January 1, 1950 .....	\$15,457.83
Redeemed by cash .....	817.53
Balance December 31, 1950 .....	\$15,916.66

<b>Property Acquired by Deed or Foreclosure</b>	
Balance January 1, 1950 .....	\$100.00
Sale for cash .....	.....
Balance December 31, 1950 .....	\$100.00

**CAPITAL DEBT, DECEMBER 31, 1950**

<b>Gross Debt</b>	
School debt .....	\$24,000.00
Self-liquidating debt .....	.....
Other capital debt ..	.....

**TOTAL GROSS DEBT .....** 24,000.00  
**Per Capita Gross Debt .....** \$20.87

<b>Deductions for</b>	
School debt .....	\$24,000.00
Self-liquidating debt ..	.....
Other capital debt ..	.....

**TOTAL DEDUCTIONS .....** \$24,000.00

**NET DEBT .....**

<b>Average Assessed Valuations</b>	
Real Property 1948-1949-1950 ..	\$864,217.00
<b>Per Cent of Net Debt .....</b>	.....

**CURRENT FINANCES DECEMBER 31, 1950**

Cash .....	\$91,682.34
Taxes receivable .....	10,486.04
Tax title liens .....	15,916.66
Foreclosed property .....	100.00
Accounts receivable .....	.....
State road aid receivable .....	.....
Emergencies and deferred charges ..	2,450.00

**TOTAL ASSETS .....** \$120,635.04

Cash liabilities .....	\$37,397.20
Reserves .....	26,502.70
Surplus revenue .....	56,735.14

**TOTAL LIABILITIES AND SURPLUS .....** \$120,635.04

# GREENWICH TOWNSHIP—CUMBERLAND COUNTY

Population Census, 1950—962  
1940—929

Land Area 19.0 sq. mi.

Net Valuation Taxable \$640,455

## EXPENDITURES AND REQUIRED PAYMENTS FOR 1950

<b>General Government</b>	
Administrative and executive . . . . .	\$1,500.00
Assessment and collection of taxes . . . . .	950.00
Finance Department . . . . .	150.00
<b>Protection to Persons &amp; Property</b>	
Fire . . . . .	1,130.00
Police . . . . .	600.00
Other . . . . .	.....
<b>Streets and Roads</b>	
Repairs and maintenance . . . . .	7,111.11
Street lighting . . . . .	400.00
<b>Sanitation</b>	
Street cleaning . . . . .	.....
Garbage and ash removal . . . . .	.....
Sewers . . . . .	.....
<b>Health and Charities</b>	
Health service . . . . .	50.00
Poor (including relief) . . . . .	500.00
Hospitals (aid and maintenance) . . . . .	.....
Other . . . . .	.....
<b>Recreation</b>	
Beaches and boardwalks . . . . .	.....
Parks and playgrounds . . . . .	.....
Other . . . . .	.....
<b>Educational</b>	
(Exclusive of school districts) . . . . .	50.00
<b>Unclassified Purposes</b>	
(Including contingent) . . . . .	500.00
<b>SUB-TOTAL—Municipal functions..</b>	<b>\$12,941.11</b>

<b>Per Capita—Municipal functions . . . . .</b>	<b>\$13.45</b>
Capital imp'ts and capital imp't fund	\$1,374.41
<b>Debt Service</b>	
Principal payments . . . . .	.....
Interest payments . . . . .	.....
Total . . . . .	.....
<b>Per Capita Debt Service . . . . .</b>	
<b>Deferred Charges and Statutory Expenditures</b>	
Emergencies . . . . .	.....
Other deferred chgs. . . . .	.....
Total . . . . .	.....

<b>TOTAL—Municipal expenditures . . . . .</b>	<b>\$14,315.52</b>
<b>Required Payments for Local School, County, and Special District Taxes . . . . .</b>	
	26,921.15

<b>TOTAL EXPENDITURES AND REQUIRED PAYMENTS . . . . .</b>	<b>\$41,236.67</b>
Reserve for uncollected taxes . . . . .	\$5,105.54
<b>GRAND TOTAL—Budget . . . . .</b>	<b>\$46,342.21</b>

## RECEIPTS AND REVENUES REALIZED IN 1950 TO MEET EXPENDITURES AND REQUIRED PAYMENTS

Surplus revenue appropriated . . . . .	\$3,710.96
Miscellaneous revenues realized . . . . .	5,383.64
State aid revenues realized . . . . .	6,520.97
<b>Delinquent taxes including</b>	
liens—1950 collections . . . . .	4,311.93
Current taxes—1950 collections..	23,739.65
Emergency borrowings . . . . .	.....
<b>TOTAL RECEIPTS AND REVENUES REALIZED . . . . .</b>	<b>\$43,667.15</b>

### CAPITAL OUTLAY—1950

Beaches and boardwalks . . . . .	.....
Buildings and equipment . . . . .	.....
Parks and playgrounds . . . . .	.....
Sewers . . . . .	.....
Streets, roads and bridges . . . . .	.....
Water supply . . . . .	.....
Other . . . . .	.....

<b>Tax rate . . . . .</b>	<b>\$4.52</b>
Local school tax rate . . . . .	2.97
County tax rate . . . . .	1.23
Local purpose tax rate . . . . .	0.32

### TAXES

Local school tax . . . . .	\$19,000.00	
County taxes . . . . .	7,921.15	
Special district taxes . . . . .	.....	
Local purpose levy . . . . .	.....	\$26,921.15
		2,039.13
<b>Total tax levy (tax duplicate) ..</b>		<b>\$28,960.28</b>

<b>Per Capita Total Tax Levy . . . . .</b>	<b>\$30.10</b>
--------------------------------------------	----------------

<b>Current</b>	
1950 taxes levied (total) . . . . .	\$29,209.76
Collected in 1950 . . . . .	23,739.65
Per cent of levy collected in 1950 . . . . .	81.27
Transferred to liens . . . . .	9.04
Cancelled, abated or adjusted . . . . .	40.16
Outstanding December 31, 1950 ..	\$5,426.91

<b>All Prior Years Outstanding</b>	
Balance January 1, 1950 . . . . .	\$8,364.68
Collected in 1950 . . . . .	4,292.58
Balance December 31, 1950 . . . . .	\$4,028.92

<b>Tax Title Liens Outstanding</b>	
Balance January 1, 1950 . . . . .	\$307.26
Redeemed by cash . . . . .	19.35
Balance December 31, 1950 . . . . .	\$296.95

<b>Property Acquired by Deed or Foreclosure</b>	
Balance January 1, 1950 . . . . .	.....
Sale for cash . . . . .	.....
Balance December 31, 1950 . . . . .	.....

### CAPITAL DEBT, DECEMBER 31, 1950

<b>Gross Debt</b>	
School debt . . . . .	.....
Self-liquidating debt. . . . .	.....
Other capital debt .. . . .	.....

<b>TOTAL GROSS DEBT . . . . .</b>	<b>.....</b>
<b>Per Capita Gross Debt . . . . .</b>	<b>.....</b>

<b>Deductions for</b>	
School debt . . . . .	.....
Self-liquidating debt. . . . .	.....
Other capital debt .. . . .	.....

<b>TOTAL DEDUCTIONS . . . . .</b>	<b>.....</b>
<b>NET DEBT . . . . .</b>	<b>.....</b>

<b>Average Assessed Valuations</b>	
Real Property 1948-1949-1950..	\$544,505.00
Per Cent of Net Debt . . . . .	.....

### CURRENT FINANCES DECEMBER 31, 1950

Cash . . . . .	\$25,620.28
Taxes receivable . . . . .	9,449.83
Tax title liens . . . . .	296.95
Foreclosed property . . . . .	.....
Accounts receivable . . . . .	3.98
State road aid receivable . . . . .	1,655.77
Emergencies and deferred charges ..	.....

<b>TOTAL ASSETS . . . . .</b>	<b>\$37,026.81</b>
-------------------------------	--------------------

Cash liabilities . . . . .	\$4,811.90
Reserves . . . . .	9,750.76
Surplus revenue . . . . .	22,464.15

<b>TOTAL LIABILITIES AND SURPLUS . . . . .</b>	<b>\$37,026.81</b>
------------------------------------------------	--------------------

**GREENWICH TOWNSHIP—GLOUCESTER COUNTY**

Population Census, 1950—3,424  
1940—2,563

Land Area 9.6 sq. mi.

Net Valuation Taxable \$10,887,937

**EXPENDITURES AND REQUIRED PAYMENTS FOR 1950**

<b>General Government</b>	
Administrative and executive .....	\$10,883.05
Assessment and collection of taxes .....	3,571.57
Finance Department .....	997.80
<b>Protection to Persons &amp; Property</b>	
Fire .....	12,389.82
Police .....	17,442.37
Other .....	.....
<b>Streets and Roads</b>	
Repairs and maintenance .....	17,055.76
Street lighting .....	7,947.73
<b>Sanitation</b>	
Street cleaning .....	.....
Garbage and ash removal .....	4,634.68
Sewers .....	1,116.25
<b>Health and Charities</b>	
Health service .....	6,108.94
Poor (including relief) .....	2,480.00
Hospitals (aid and maintenance) .....	.....
Other .....	591.17
<b>Recreation</b>	
Beaches and boardwalks .....	.....
Parks and playgrounds .....	.....
Other .....	.....
<b>Educational</b> (Exclusive of school districts) ..	
.....	.....
<b>Unclassified Purposes</b> (Including contingent) .....	
.....	495.97
<b>SUB-TOTAL—Municipal functions..</b>	<b>\$85,715.11</b>

<b>Per Capita—Municipal functions ....</b>	<b>\$25.03</b>
Capital imp'ts and capital imp't fund .....	\$15,000.00
<b>Debt Service</b>	
Principal payments ..	\$11,000.00
Interest payments ..	2,080.00
<b>Total .....</b>	<b>13,080.00</b>
<b>Per Capita Debt Service .....</b>	<b>\$3.82</b>
<b>Deferred Charges and Statutory Expenditures</b>	
Emergencies .....	.....
Other deferred chgs. .....	\$39,733.91
<b>Total .....</b>	<b>39,733.91</b>

**TOTAL—Municipal expenditures ... \$153,529.02**

**Required Payments for Local School, County, and Special District Taxes .....**  
**213,860.53**

**TOTAL EXPENDITURES AND REQUIRED PAYMENTS .....**  
**\$367,389.55**

Reserve for uncollected taxes .....

**GRAND TOTAL—Budget .....**  
**\$381,548.87**

**RECEIPTS AND REVENUES REALIZED IN 1950 TO MEET EXPENDITURES AND REQUIRED PAYMENTS**

Surplus revenue appropriated ..	\$12,500.00
Miscellaneous revenues realized ..	25,352.48
State aid revenues realized .....	8,381.80
<b>Delinquent taxes including</b>	
liens—1950 collections .....	7,804.70
current taxes—1950 collections..	332,770.17
Emergency borrowings .....	.....

**TOTAL RECEIPTS AND REVENUES REALIZED .....**  
**\$386,809.15**

**CAPITAL OUTLAY—1950**

Beaches and boardwalks .....	.....
Buildings and equipment .....	.....
Parks and playgrounds .....	.....
Sewers .....	.....
Streets, roads and bridges .....	.....
Water supply .....	.....
Other .....	.....

<b>Tax rate .....</b>	<b>\$3.13</b>
Local school tax rate .....	0.97
County tax rate .....	1.00
Local purpose tax rate .....	1.16

**TAXES**

Local school tax ...	\$105,243.50	
County taxes .....	108,617.03	
Special district taxes .....	.....	
Local purpose levy .....	.....	\$213,860.53
Total tax levy (tax duplicate) ..	.....	<b>\$340,279.85</b>

**Per Capita Total Tax Levy .....**  
**\$99.38**

**Current**

1950 taxes levied (total) .....	\$340,803.78
Collected in 1950 .....	332,770.17
Per cent of levy collected in 1950 ...	97.64
Transferred to liens .....	84.04
Cancelled, abated or adjusted .....	131.49
Outstanding December 31, 1950 ..	<b>\$7,818.08</b>

**All Prior Years Outstanding**

Balance January 1, 1950 .....	\$17,684.31
Collected in 1950 .....	7,659.70
Balance December 31, 1950 .....	<b>\$10,004.91</b>

**Tax Title Liens Outstanding**

Balance January 1, 1950 .....	\$5,239.63
Redeemed by cash .....	145.00
Balance December 31, 1950 .....	<b>\$5,178.67</b>

**Property Acquired by Deed or Foreclosure**

Balance January 1, 1950 .....	\$322.45
Sale for cash .....	.....
Balance December 31, 1950 .....	<b>\$322.45</b>

**CAPITAL DEBT, DECEMBER 31, 1950**

**Gross Debt**

School debt .....	.....
Self-liquidating debt. ..	\$54,000.00
Other capital debt ..	32,000.00

**TOTAL GROSS DEBT .....**  
**\$86,000.00**

**Per Capita Gross Debt .....**  
**\$25.12**

**Deductions for**

School debt .....	.....
Self-liquidating debt. ..	\$54,000.00
Other capital debt ..	.....

**TOTAL DEDUCTIONS .....**  
**54,000.00**

**NET DEBT .....**  
**\$32,000.00**

**Average Assessed Valuations**

Real Property 1948-1949-1950..	\$8,610,245.00
Per Cent of Net Debt .....	0.37

**CURRENT FINANCES DECEMBER 31, 1950**

Cash .....	\$39,532.67
Taxes receivable .....	17,822.99
Tax title liens .....	5,178.67
Foreclosed property .....	322.45
Accounts receivable .....	1,272.91
State road aid receivable .....	6,089.15
Emergencies and deferred charges ..	.....
<b>TOTAL ASSETS .....</b>	<b>\$70,218.84</b>
Cash liabilities .....	\$4,546.28
Reserves .....	24,597.02
Surplus revenue .....	41,075.54

**TOTAL LIABILITIES AND SURPLUS .....**  
**\$70,218.84**

## GREENWICH TOWNSHIP—WARREN COUNTY

Population Census, 1950—1,200  
1940—1,125

Land Area 11.1 sq. mi.

Net Valuation Taxable \$1,088,567

### EXPENDITURES AND RE- QUIRED PAYMENTS FOR 1950

<b>General Government</b>	
Administrative and executive .....	\$2,051.94
Assessment and collection of taxes .....	1,450.00
Finance Department .....	250.00
<b>Protection to Persons &amp; Property</b>	
Fire .....	1,500.00
Police .....	160.00
Other .....	.....
<b>Streets and Roads</b>	
Repairs and maintenance .....	6,950.00
Street lighting .....	1,200.00
<b>Sanitation</b>	
Street cleaning .....	.....
Garbage and ash removal .....	.....
Sewers .....	.....
<b>Health and Charities</b>	
Health service .....	521.00
Poor (including relief) .....	100.00
Hospitals (aid and maintenance) .....	.....
Other .....	.....
<b>Recreation</b>	
Beaches and boardwalks .....	.....
Parks and playgrounds .....	800.00
Other .....	.....
<b>Educational</b>	
(Exclusive of school districts) ..	.....
<b>Unclassified Purposes</b>	
(Including contingent) .....	100.00
<b>SUB-TOTAL—Municipal functions..</b>	<b>\$15,082.94</b>

<b>Per Capita—Municipal functions .....</b>		<b>\$12.57</b>
Capital imp'ts and capital imp't fund .....		.....
<b>Debt Service</b>		
Principal payments ..	.....	
Interest payments ..	.....	
Total .....	.....	
<b>Per Capita Debt Service .....</b>		<b>.....</b>
<b>Deferred Charges and Statutory Expenditures</b>		
Emergencies .....	.....	
Other deferred chgs. .....	.....	
Total .....	.....	
<b>TOTAL—Municipal expenditures ..</b>	<b>\$15,082.94</b>	

<b>Required Payments for Local School, County, and Special District Taxes .....</b>		<b>43,135.15</b>
<b>TOTAL EXPENDITURES AND REQUIRED PAYMENTS .....</b>		<b>\$58,218.09</b>
Reserve for uncollected taxes .....	\$4,570.00	
<b>GRAND TOTAL—Budget .....</b>	<b>\$62,788.09</b>	

<b>RECEIPTS AND REVENUES REALIZED IN 1950 TO MEET EXPENDITURES AND REQUIRED PAYMENTS</b>	
Surplus revenue appropriated ..	\$5,000.00
Miscellaneous revenues realized ..	7,788.83
State aid revenues realized .....	1,691.00
<b>Delinquent taxes including</b>	
licns—1950 collections .....	2,869.90
current taxes—1950 collections..	42,411.08
Emergency borrowings .....	.....
<b>TOTAL RECEIPTS AND REVENUES REALIZED .....</b>	<b>\$59,760.81</b>

### CAPITAL OUTLAY—1950

Beaches and boardwalks .....	.....
Buildings and equipment .....	.....
Parks and playgrounds .....	.....
Sewers .....	.....
Streets, roads and bridges .....	.....
Water supply .....	.....
Other .....	.....

<b>Tax rate .....</b>	<b>\$4.19</b>
Local school tax rate .....	2.50
County tax rate .....	1.46
Local purpose tax rate .....	0.23

### TAXES

Local school tax ...	\$27,250.00	
County taxes .....	15,885.15	
Special district taxes .....	.....	
Local purpose levy .....	.....	\$43,135.15
		2,475.00
<b>Total tax levy (tax duplicate) ..</b>		<b>\$45,610.15</b>

<b>Per Capita Total Tax Levy .....</b>	<b>\$38.01</b>
----------------------------------------	----------------

<b>Current</b>	
1950 taxes levied (total) .....	\$46,281.62
Collected in 1950 .....	42,411.08
Per cent of levy collected in 1950 ...	91.63
Transferred to liens .....	.....
Cancelled, abated or adjusted ...	36.52
Outstanding December 31, 1950 ..	\$3,834.02

<b>All Prior Years Outstanding</b>	
Balance January 1, 1950 .....	\$4,028.60
Collected in 1950 .....	2,869.90
Balance December 31, 1950 .....	\$1,158.70

<b>Tax Title Liens Outstanding</b>	
Balance January 1, 1950 .....	.....
Redeemed by cash .....	.....
Balance December 31, 1950 .....	.....

<b>Property Acquired by Deed or Foreclosure</b>	
Balance January 1, 1950 .....	.....
Sale for cash .....	.....
Balance December 31, 1950 .....	.....

### CAPITAL DEBT, DECEMBER 31, 1950

<b>Gross Debt</b>	
School debt .....	.....
Self-liquidating debt. ....	.....
Other capital debt ..	.....
<b>TOTAL GROSS DEBT .....</b>	<b>.....</b>
<b>Per Capita Gross Debt .....</b>	<b>.....</b>

<b>Deductions for</b>	
School debt .....	.....
Self-liquidating debt. ....	.....
Other capital debt ..	.....
<b>TOTAL DEDUCTIONS .....</b>	<b>.....</b>
<b>NET DEBT .....</b>	<b>.....</b>

<b>Average Assessed Valuations</b>	
Real Property 1948-1949-1950..	\$860,106.00
<b>Per Cent of Net Debt .....</b>	<b>.....</b>

### CURRENT FINANCES DECEMBER 31, 1950

Cash .....	\$29,013.84
Taxes receivable .....	4,992.71
Tax title liens .....	.....
Foreclosed property .....	.....
Accounts receivable .....	3,000.00
State road aid receivable .....	.....
Emergencies and deferred charges ..	341.37
<b>TOTAL ASSETS .....</b>	<b>\$37,347.92</b>
Cash liabilities .....	\$3,064.99
Reserves .....	7,992.71
Surplus revenue .....	26,290.22
<b>TOTAL LIABILITIES AND SURPLUS .....</b>	<b>\$37,347.92</b>

# GUTTENBERG TOWN—HUDSON COUNTY

Population Census, 1950—5,575  
1940—6,200

Land Area 0.2 sq. mi.

Net Valuation Taxable \$5,790,840

## EXPENDITURES AND RE- QUIRED PAYMENTS FOR 1950

<b>General Government</b>	
Administrative and executive . . . . .	\$23,000.00
Assessment and collection of taxes . . . . .	4,000.00
Finance Department . . . . .	2,950.00
<b>Protection to Persons &amp; Property</b>	
Fire . . . . .	15,900.00
Police . . . . .	42,500.00
Other . . . . .	2,435.00
<b>Streets and Roads</b>	
Repairs and maintenance . . . . .	400.00
Street lighting . . . . .	5,900.00
<b>Sanitation</b>	
Street cleaning . . . . .	12,800.00
Garbage and ash removal . . . . .	8,150.00
Sewers . . . . .	.....
<b>Health and Charities</b>	
Health service . . . . .	800.00
Poor (including relief) . . . . .	12,750.00
Hospitals (aid and maintenance) . . . . .	.....
Other . . . . .	.....
<b>Recreation</b>	
Beaches and boardwalks . . . . .	.....
Parks and playgrounds . . . . .	.....
Other . . . . .	1,200.00
<b>Educational</b>	
(Exclusive of school districts) . . . . .	.....
<b>Unclassified Purposes</b>	
(Including contingent) . . . . .	7,450.00
<b>SUB-TOTAL—Municipal functions..</b>	<b>\$140,235.00</b>

<b>Per Capita—Municipal functions . . . . .</b>	<b>\$25.15</b>
Capital imp'ts and capital imp't fund	\$15,000.00
<b>Debt Service</b>	
Principal payments . . . . .	\$13,000.00
Interest payments . . . . .	1,860.00
<b>Total . . . . .</b>	<b>14,860.00</b>
<b>Per Capita Debt Service . . . . .</b>	<b>\$2.67</b>
<b>Deferred Charges and Statutory Expenditures</b>	
Emergencies . . . . .	\$500.00
Other deferred chgs. . . . .	12,255.27
<b>Total . . . . .</b>	<b>12,755.27</b>
<b>TOTAL—Municipal expenditures . . . . .</b>	<b>\$182,850.27</b>

<b>Required Payments for Local School, County, and Special District Taxes . . . . .</b>	<b>208,624.08</b>
<b>TOTAL EXPENDITURES AND REQUIRED PAYMENTS . . . . .</b>	<b>\$391,474.35</b>
Reserve for uncollected taxes . . . . .	\$47,218.31
<b>GRAND TOTAL—Budget . . . . .</b>	<b>\$438,692.66</b>

<b>RECEIPTS AND REVENUES REALIZED IN 1950 TO MEET EXPENDITURES AND REQUIRED PAYMENTS</b>	
Surplus revenue appropriated . . . . .	\$45,000.00
Miscellaneous revenues realized . . . . .	37,375.76
State aid revenues realized . . . . .	12,500.00
Delinquent taxes including liens—1950 collections . . . . .	18,499.11
Current taxes—1950 collections..	313,966.31
Emergency borrowings . . . . .	.....
<b>TOTAL RECEIPTS AND REVENUES REALIZED . . . . .</b>	<b>\$427,341.18</b>

<b>CAPITAL OUTLAY—1950</b>	
Beaches and boardwalks . . . . .	.....
Buildings and equipment . . . . .	.....
Parks and playgrounds . . . . .	.....
Sewers . . . . .	.....
Streets, roads and bridges . . . . .	.....
Water supply . . . . .	.....
Other . . . . .	.....

<b>Tax rate . . . . .</b>	<b>\$5.78</b>
Local school tax rate . . . . .	1.88
County tax rate . . . . .	1.73
Local purpose tax rate . . . . .	2.17

<b>TAXES</b>	
Local school tax . . . . .	\$108,584.47
County taxes . . . . .	100,039.61
Special district taxes . . . . .	.....
<b>Local purpose levy . . . . .</b>	<b>126,718.58</b>
<b>Total tax levy (tax duplicate) ..</b>	<b>\$335,342.66</b>
<b>Per Capita Total Tax Levy . . . . .</b>	<b>\$60.15</b>

<b>Current</b>	
1950 taxes levied (total) . . . . .	\$335,755.22
Collected in 1950 . . . . .	313,966.31
Per cent of levy collected in 1950 . . . . .	93.51
Transferred to liens . . . . .	.....
Cancelled, abated or adjusted . . . . .	323.05
Outstanding December 31, 1950 ..	\$21,465.86

<b>All Prior Years Outstanding</b>	
Balance January 1, 1950 . . . . .	\$28,605.99
Collected in 1950 . . . . .	18,499.11
Balance December 31, 1950 . . . . .	\$10,106.88

<b>Tax Title Liens Outstanding</b>	
Balance January 1, 1950 . . . . .	\$496.28
Redeemed by cash . . . . .	.....
Balance December 31, 1950 . . . . .	\$496.28

<b>Property Acquired by Deed or Foreclosure</b>	
Balance January 1, 1950 . . . . .	\$39,760.00
Sale for cash . . . . .	.....
Balance December 31, 1950 . . . . .	\$39,760.00

### CAPITAL DEBT, DECEMBER 31, 1950

<b>Gross Debt</b>	
School debt . . . . .	.....
Self-liquidating debt. . . . .	.....
Other capital debt . . . . .	\$55,000.00

<b>TOTAL GROSS DEBT . . . . .</b>	<b>\$55,000.00</b>
<b>Per Capita Gross Debt . . . . .</b>	<b>\$9.87</b>

<b>Deductions for</b>	
School debt . . . . .	.....
Self-liquidating debt. . . . .	.....
Other capital debt . . . . .	.....

<b>TOTAL DEDUCTIONS . . . . .</b>	<b>.....</b>
<b>NET DEBT . . . . .</b>	<b>\$55,000.00</b>

<b>Average Assessed Valuations</b>	
Real Property 1948-1949-1950..	\$5,258,972.00
Per Cent of Net Debt . . . . .	1.04

### CURRENT FINANCES DECEMBER 31, 1950

Cash . . . . .	\$89,997.76
Taxes receivable . . . . .	31,572.74
Tax title liens . . . . .	496.28
Foreclosed property . . . . .	39,760.00
Accounts receivable . . . . .	40.00
State road aid receivable . . . . .	22,717.85
Emergencies and deferred charges ..	5,000.00
<b>TOTAL ASSETS . . . . .</b>	<b>\$189,584.63</b>

Cash liabilities . . . . .	\$36,154.86
Reserves . . . . .	71,869.02
Surplus revenue . . . . .	81,560.75
<b>TOTAL LIABILITIES AND SURPLUS . . . . .</b>	<b>\$189,584.63</b>

## HACKENSACK CITY—BERGEN COUNTY

Population Census, 1950—29,207  
1940—26,279

Land Area 4.0 sq. mi.

Net Valuation Taxable \$44,515,976

### EXPENDITURES AND REQUIRED PAYMENTS FOR 1950

<b>General Government</b>		
Administrative and executive . . .	\$145,958.00	
Assessment and collection of taxes	48,018.00	
Finance Department . . . . .	19,530.00	
<b>Protection to Persons &amp; Property</b>		
Fire . . . . .	224,140.00	
Police . . . . .	283,570.00	
Other . . . . .	21,500.00	
<b>Streets and Roads</b>		
Repairs and maintenance . . . . .	144,395.00	
Street lighting . . . . .	37,500.00	
<b>Sanitation</b>		
Street cleaning . . . . .	21,075.00	
Garbage and ash removal . . . . .	122,540.00	
Sewers . . . . .	74,814.00	
<b>Health and Charities</b>		
Health service . . . . .	24,700.00	
Poor (including relief) . . . . .	55,300.00	
Hospitals (aid and maintenance) .	.....	
Other . . . . .	.....	
<b>Recreation</b>		
Beaches and boardwalks . . . . .	.....	
Parks and playgrounds . . . . .	35,700.00	
Other . . . . .	5,400.00	
<b>Educational</b>		
(Exclusive of school districts) . .	52,000.00	
<b>Unclassified Purposes</b>		
(Including contingent) . . . . .	59,999.00	
<b>SUB-TOTAL—Municipal functions..</b>	<b>\$1,376,139.00</b>	

<b>Per Capita—Municipal functions . . . . .</b>	<b>\$47.12</b>	
Capital imp'ts and capital imp't fund	\$18,305.00	
<b>Debt Service</b>		
Principal payments . . . . .	\$334,000.00	
Interest payments . . . . .	65,121.58	
Total . . . . .	399,121.58	
<b>Per Capita Debt Service . . . . .</b>	<b>\$13.67</b>	
<b>Deferred Charges and Statutory Expenditures</b>		
Emergencies . . . . .	.....	
Other deferred chgs. . . . .	\$77,845.47	
Total . . . . .	77,845.47	
<b>TOTAL—Municipal expenditures . .</b>	<b>\$1,871,411.05</b>	

<b>Required Payments for Local School, County, and Special District Taxes . . . . .</b>	<b>1,234,141.34</b>
<b>TOTAL EXPENDITURES AND REQUIRED PAYMENTS . . . . .</b>	<b>\$3,105,552.39</b>
Reserve for uncollected taxes . . . . .	\$186,237.64
<b>GRAND TOTAL—Budget . . . . .</b>	<b>\$3,291,790.03</b>

<b>RECEIPTS AND REVENUES REALIZED IN 1950 TO MEET EXPENDITURES AND REQUIRED PAYMENTS</b>	
Surplus revenue appropriated . .	\$140,000.00
Miscellaneous revenues realized.	460,675.25
State aid revenues realized . . . .	18,664.00
<b>Delinquent taxes including</b>	
liens—1950 collections . . . . .	97,903.53
Current taxes—1950 collections..	2,587,581.94
Emergency borrowings . . . . .	.....
<b>TOTAL RECEIPTS AND REVENUES REALIZED . . . . .</b>	<b>\$3,304,824.72</b>

### CAPITAL OUTLAY—1950

Beaches and boardwalks . . . . .	.....
Buildings and equipment . . . . .	\$175,656.87
Parks and playgrounds . . . . .	.....
Sewers . . . . .	.....
Streets, roads and bridges . . . . .	87,984.00
Water supply . . . . .	.....
Other . . . . .	.....

<b>Tax rate . . . . .</b>	<b>\$5.93</b>
Local school tax rate . . . . .	2.00
County tax rate . . . . .	0.78
Local purpose tax rate . . . . .	3.15

### TAXES

Local school tax . . . . .	\$888,537.18	
County taxes . . . . .	345,604.16	
Special district taxes . . . . .	.....	
Local purpose levy . . . . .	.....	\$1,234,141.34
		1,421,372.82
<b>Total tax levy (tax duplicate) . .</b>		<b>\$2,655,514.16</b>
<b>Per Capita Total Tax Levy . . . . .</b>		<b>\$90.92</b>

<b>Current</b>		
1950 taxes levied (total) . . . . .	\$2,692,204.89	
Collected in 1950 . . . . .	2,587,581.94	
Per cent of levy collected in 1950 . . . . .	96.11	
Transferred to liens . . . . .	1,653.38	
Cancelled, abated or adjusted . . . .	11,263.36	
Outstanding December 31, 1950 . . .	\$91,706.21	

<b>All Prior Years Outstanding</b>		
Balance January 1, 1950 . . . . .	\$105,136.63	
Collected in 1950 . . . . .	96,573.14	
Balance December 31, 1950 . . . . .	\$1,889.56	

<b>Tax Title Liens Outstanding</b>		
Balance January 1, 1950 . . . . .	\$26,604.44	
Redeemed by cash . . . . .	1,330.39	
Balance December 31, 1950 . . . . .	\$21,252.02	

<b>Property Acquired by Deed or Foreclosure</b>		
Balance January 1, 1950 . . . . .	\$343,041.08	
Sale for cash . . . . .	131,785.20	
Balance December 31, 1950 . . . . .	\$265,840.00	

### CAPITAL DEBT, DECEMBER 31, 1950

<b>Gross Debt</b>		
School debt . . . . .	\$517,500.00	
Self-liquidating debt. . . . .	.....	
Other capital debt . . . . .	2,736,787.00	
<b>TOTAL GROSS DEBT . . . . .</b>	<b>\$3,254,287.00</b>	
<b>Per Capita Gross Debt . . . . .</b>	<b>\$111.42</b>	

<b>Deductions for</b>		
School debt . . . . .	\$517,500.00	
Self-liquidating debt. . . . .	.....	
Other capital debt . . . . .	.....	
<b>TOTAL DEDUCTIONS . . . . .</b>	<b>517,500.00</b>	
<b>NET DEBT . . . . .</b>	<b>\$2,736,787.00</b>	

<b>Average Assessed Valuations</b>		
Real Property 1948-1949-1950..	\$37,026,066.00	
Per Cent of Net Debt . . . . .	7.39	

### CURRENT FINANCES DECEMBER 31, 1950

Cash . . . . .	\$786,030.91
Taxes receivable . . . . .	93,595.77
Tax title liens . . . . .	21,252.02
Foreclosed property . . . . .	265,840.00
Accounts receivable . . . . .	3,101.63
State road aid receivable . . . . .	.....
Emergencies and deferred charges . .	.....
<b>TOTAL ASSETS . . . . .</b>	<b>\$1,169,820.33</b>
Cash liabilities . . . . .	\$84,904.53
Reserves . . . . .	383,789.42
Surplus revenue . . . . .	701,126.38
<b>TOTAL LIABILITIES AND SURPLUS . . . . .</b>	<b>\$1,169,820.33</b>

## HACKETTSTOWN TOWN—WARREN COUNTY

Population Census, 1950—3,989                      Land Area 3.3 sq. mi.                      Net Valuation Taxable \$4,030,458  
 1940—3,289

<b>EXPENDITURES AND RE-REQUIRED PAYMENTS FOR 1950</b>	
<b>General Government</b>	
Administrative and executive . . . . .	\$10,595.45
Assessment and collection of taxes	2,705.45
Finance Department . . . . .	610.00
<b>Protection to Persons &amp; Property</b>	
Fire . . . . .	4,058.54
Police . . . . .	14,450.75
Other . . . . .	. . . . .
<b>Streets and Roads</b>	
Repairs and maintenance . . . . .	17,907.32
Street lighting . . . . .	7,359.37
<b>Sanitation</b>	
Street cleaning . . . . .	. . . . .
Garbage and ash removal . . . . .	314.00
Sewers . . . . .	. . . . .
<b>Health and Charities</b>	
Health service . . . . .	1,584.37
Poor (including relief) . . . . .	740.00
Hospitals (aid and maintenance) . . . . .	. . . . .
Other . . . . .	. . . . .
<b>Recreation</b>	
Beaches and boardwalks . . . . .	. . . . .
Parks and playgrounds . . . . .	8.00
Other . . . . .	6,500.00
<b>Educational</b>	
(Exclusive of school districts) . . . . .	4,050.85
<b>Unclassified Purposes</b>	
(Including contingent) . . . . .	843.23
<b>SUB-TOTAL—Municipal functions..</b>	<b>\$71,727.33</b>

<b>Per Capita—Municipal functions . . . . .</b>	<b>\$17.98</b>
Capital imp'ts and capital imp't fund	\$2,560.10
<b>Debt Service</b>	
Principal payments . . . . .	\$1,173.10
Interest payments . . . . .	. . . . .
<b>Total . . . . .</b>	<b>1,173.10</b>
<b>Per Capita Debt Service . . . . .</b>	
	<b>\$0.29</b>
<b>Deferred Charges and Statutory Expenditures</b>	
Emergencies . . . . .	. . . . .
Other deferred chgs. . . . .	19,688.16
<b>Total . . . . .</b>	<b>19,688.16</b>

**TOTAL—Municipal expenditures . . . . .** **\$95,148.69**

**Required Payments for Local School, County, and Special District Taxes . . . . .** **159,266.05**

**TOTAL EXPENDITURES AND REQUIRED PAYMENTS . . . . .** **\$254,414.74**

Reserve for uncollected taxes . . . . . \$31,822.79  
**GRAND TOTAL—Budget . . . . .** **\$286,237.53**

<b>RECEIPTS AND REVENUES REALIZED IN 1950 TO MEET EXPENDITURES AND RE-REQUIRED PAYMENTS</b>	
Surplus revenue appropriated . . . . .	\$21,000.00
Miscellaneous revenues realized . . . . .	25,852.84
State aid revenues realized . . . . .	9,519.81
Delinquent taxes including	. . . . .
liens—1950 collections . . . . .	24,494.98
Current taxes—1950 collections..	197,401.00
Emergency borrowings . . . . .	. . . . .
<b>TOTAL RECEIPTS AND REVENUES REALIZED . . . . .</b>	<b>\$278,268.63</b>

**CAPITAL OUTLAY—1950**

Beaches and boardwalks . . . . .	. . . . .
Buildings and equipment . . . . .	. . . . .
Parks and playgrounds . . . . .	. . . . .
Sewers . . . . .	. . . . .
Streets, roads and bridges . . . . .	. . . . .
Water supply . . . . .	. . . . .
Other . . . . .	. . . . .

<b>Tax rate . . . . .</b>	<b>\$5.35</b>
Local school tax rate . . . . .	2.55
County tax rate . . . . .	1.40
Local purpose tax rate . . . . .	1.40

**TAXES**

Local school tax . . . . .	\$102,694.44	
County taxes . . . . .	56,571.61	
Special district taxes . . . . .	. . . . .	
Local purpose levy . . . . .	. . . . .	\$159,266.05
		60,111.13
<b>Total tax levy (tax duplicate) . . . . .</b>		<b>\$219,377.18</b>

**Per Capita Total Tax Levy . . . . .** **\$55.00**

<b>Current</b>	
1950 taxes levied (total) . . . . .	\$219,812.82
Collected in 1950 . . . . .	197,401.00
Per cent of levy collected in 1950 . . . . .	89.80
Transferred to liens . . . . .	425.34
Cancelled, abated or adjusted . . . . .	20.57
Outstanding December 31, 1950 . . . . .	\$21,965.91

<b>All Prior Years Outstanding</b>	
Balance January 1, 1950 . . . . .	\$39,685.27
Collected in 1950 . . . . .	24,319.98
Balance December 31, 1950 . . . . .	\$14,731.56

<b>Tax Title Liens Outstanding</b>	
Balance January 1, 1950 . . . . .	\$3,727.63
Redeemed by cash . . . . .	175.00
Balance December 31, 1950 . . . . .	\$3,977.97

<b>Property Acquired by Deed or Foreclosure</b>	
Balance January 1, 1950 . . . . .	. . . . .
Sale for cash . . . . .	. . . . .
Balance December 31, 1950 . . . . .	. . . . .

**CAPITAL DEBT, DECEMBER 31, 1950**

<b>Gross Debt</b>	
School debt . . . . .	\$222,000.00
Self-liquidating debt. . . . .	31,700.00
Other capital debt . . . . .	13,740.00

**TOTAL GROSS DEBT . . . . .** **\$267,440.00**  
**Per Capita Gross Debt . . . . .** **\$67.04**

<b>Deductions for</b>	
School debt . . . . .	\$222,000.00
Self-liquidating debt. . . . .	31,700.00
Other capital debt . . . . .	. . . . .
<b>TOTAL DEDUCTIONS . . . . .</b>	<b>253,700.00</b>

**NET DEBT . . . . .** **\$13,740.00**

**Average Assessed Valuations**  
**Real Property 1948-1949-1950..** **\$3,494,550.00**  
**Per Cent of Net Debt . . . . .** **0.39**

**CURRENT FINANCES DECEMBER 31, 1950**

Cash . . . . .	\$56,152.23
Taxes receivable . . . . .	36,697.47
Tax title liens . . . . .	3,977.97
Foreclosed property . . . . .	. . . . .
Accounts receivable . . . . .	20,864.75
State road aid receivable . . . . .	. . . . .
Emergencies and deferred charges . . . . .	1,835.10
<b>TOTAL ASSETS . . . . .</b>	<b>\$119,527.52</b>

Cash liabilities . . . . .	\$9,524.56
Reserves . . . . .	61,540.19
Surplus revenue . . . . .	48,462.77

**TOTAL LIABILITIES AND SURPLUS . . . . .** **\$119,527.52**

## HADDON TOWNSHIP—CAMDEN COUNTY

Population Census, 1950—12,392  
1940—9,708

Land Area 2.99 sq. mi.

Net Valuation Taxable \$11,474,615

### EXPENDITURES AND RE- QUIRED PAYMENTS FOR 1950

<b>General Government</b>		
Administrative and executive .....	\$26,495.00	
Assessment and collection of taxes .....	12,998.00	
Finance Department .....	3,350.00	
<b>Protection to Persons &amp; Property</b>		
Fire .....	9,700.00	
Police .....	51,333.00	
Other .....	.....	
<b>Streets and Roads</b>		
Repairs and maintenance .....	25,088.00	
Street lighting .....	15,435.00	
<b>Sanitation</b>		
Street cleaning .....	1,000.00	
Garbage and ash removal .....	34,030.00	
Sewers .....	.....	
<b>Health and Charities</b>		
Health service .....	2,850.00	
Poor (including relief) .....	2,070.00	
Hospitals (aid and maintenance) .....	.....	
Other .....	.....	
<b>Recreation</b>		
Beaches and boardwalks .....	.....	
Parks and playgrounds .....	6,960.00	
Other .....	.....	
<b>Educational</b>		
(Exclusive of school districts) ..	100.00	
<b>Unclassified Purposes</b>		
(Including contingent) .....	2,525.00	
<b>SUB-TOTAL—Municipal functions..</b>	<b>\$193,934.00</b>	

<b>Per Capita—Municipal functions .....</b>	<b>\$15.65</b>	
Capital imp'ts and capital imp't fund .....	\$16,250.00	
<b>Debt Service</b>		
Principal payments ..	\$60,000.00	
Interest payments ..	41,760.00	
<b>Total .....</b>	<b>101,760.00</b>	
<b>Per Capita Debt Service .....</b>		<b>\$8.21</b>
<b>Deferred Charges and Statutory Expenditures</b>		
Emergencies .....	.....	
Other deferred chgs. .....	\$58,357.02	
<b>Total .....</b>	<b>58,357.02</b>	

**TOTAL—Municipal expenditures ..** **\$370,301.02**

**Required Payments for Local School, County, and Special District Taxes .....** **413,918.70**

**TOTAL EXPENDITURES AND REQUIRED PAYMENTS .....** **\$784,219.72**

Reserve for uncollected taxes .....

**GRAND TOTAL—Budget .....** **\$845,219.72**

### RECEIPTS AND REVENUES REALIZED IN 1950 TO MEET EXPENDITURES AND RE- QUIRED PAYMENTS

Surplus revenue appropriated ..	\$134,000.00
Miscellaneous revenues realized.	89,991.35
State aid revenues realized .....	19,522.27
Delinquent taxes including	.....
liens—1950 collections .....	46,401.77
Current taxes—1950 collections..	601,219.59
Emergency borrowings .....	.....

**TOTAL RECEIPTS AND REVENUES REALIZED .....** **\$891,134.98**

### CAPITAL OUTLAY—1950

Beaches and boardwalks .....	.....
Buildings and equipment .....	.....
Parks and playgrounds .....	.....
Sewers .....	\$2,605.38
Streets, roads and bridges .....	13,278.25
Water supply .....	24,505.08
Other .....	.....

<b>Tax rate .....</b>	<b>\$5.20</b>
Local school tax rate .....	2.04
County tax rate .....	1.43
Local purpose tax rate .....	1.73

### TAXES

Local school tax ...	\$234,291.88
County taxes .....	164,206.04
Special district taxes .....	15,420.78

Local purpose levy .....

**Total tax levy (tax duplicate) ..** **\$608,922.20**

**Per Capita Total Tax Levy .....** **\$49.14**

### Current

1950 taxes levied (total) .....	\$621,663.30
Collected in 1950 .....	601,219.59
Per cent of levy col- lected in 1950 ...	96.71
Transferred to liens .....	.....
Cancelled, abated or adjusted ..	.....
Outstanding December 31, 1950 ..	\$20,443.71

### All Prior Years Outstanding

Balance January 1, 1950 .....	\$48,996.38
Collected in 1950 .....	45,827.68
Balance December 31, 1950 .....	\$3,168.70

### Tax Title Liens Outstanding

Balance January 1, 1950 .....	\$3,492.27
Redeemed by cash .....	574.09
Balance December 31, 1950 .....	\$2,918.18

### Property Acquired by Deed or Foreclosure

Balance January 1, 1950 .....	\$161,313.37
Sale for cash .....	40,480.85
Balance December 31, 1950 .....	\$120,832.52

### CAPITAL DEBT, DECEMBER 31, 1950

#### Gross Debt

School debt .....	\$715,000.00
Self-liquidating debt ..	401,000.00
Other capital debt ..	917,600.00

**TOTAL GROSS DEBT .....** **\$2,033,600.00**

**Per Capita Gross Debt .....** **\$164.11**

#### Deductions for

School debt .....	\$647,195.00
Self-liquidating debt ..	323,484.00
Other capital debt ..	.....

**TOTAL DEDUCTIONS .....** **970,679.00**

**NET DEBT .....** **\$1,062,921.00**

#### Average Assessed Valuations

**Real Property 1948-1949-1950..** **\$10,786,578.00**

**Per Cent of Net Debt .....** **9.85**

### CURRENT FINANCES DECEMBER 31, 1950

Cash .....	\$340,236.20
Taxes receivable .....	23,612.41
Tax title liens .....	2,918.18
Foreclosed property .....	120,832.52
Accounts receivable .....	61,247.56
State road aid receivable .....	11,707.65
Emergencies and deferred charges ..	.....

**TOTAL ASSETS .....** **\$560,554.52**

Cash liabilities .....	\$65,864.65
Reserves .....	208,610.67
Surplus revenue .....	286,079.20

**TOTAL LIABILITIES AND SURPLUS .....** **\$560,554.52**

## HADDONFIELD BOROUGH—CAMDEN COUNTY

Population Census, 1950—10,496  
1940—9,742

Land Area 2.36 sq. mi.

Net Valuation Taxable \$12,582,777

### EXPENDITURES AND REQUIRED PAYMENTS FOR 1950

<b>General Government</b>	
Administrative and executive .....	\$33,571.22
Assessment and collection of taxes	19,348.43
Finance Department .....	.....
<b>Protection to Persons &amp; Property</b>	
Fire .....	20,644.85
Police .....	72,475.55
Other .....	.....
<b>Streets and Roads</b>	
Repairs and maintenance .....	14,739.36
Street lighting .....	14,671.02
<b>Sanitation</b>	
Street cleaning .....	.....
Garbage and ash removal .....	26,564.80
Sewers .....	.....
<b>Health and Charities</b>	
Health service .....	3,759.16
Poor (including relief) .....	1,867.45
Hospitals (aid and maintenance) ..	.....
Other .....	.....
<b>Recreation</b>	
Beaches and boardwalks .....	.....
Parks and playgrounds .....	.....
Other .....	.....
<b>Educational</b>	
(Exclusive of school districts) ..	15,830.83
<b>Unclassified Purposes</b>	
(Including contingent) .....	14,711.72
<b>SUB-TOTAL—Municipal functions..</b>	<b>\$238,184.39</b>

<b>Per Capita—Municipal functions .....</b>	<b>\$22.69</b>
Capital imp'ts and capital imp't fund	\$25,000.00
<b>Debt Service</b>	
Principal payments ..	\$99,000.00
Interest payments ..	21,252.50
<b>Total .....</b>	<b>120,252.50</b>
<b>Per Capita Debt Service .....</b>	<b>\$11.46</b>
<b>Deferred Charges and Statutory Expenditures</b>	
Emergencies .....	.....
Other deferred chgs.	\$36,044.00
<b>Total .....</b>	<b>36,044.00</b>

**TOTAL—Municipal expenditures ...** **\$419,480.89**

**Required Payments for Local School, County, and Special District Taxes .....** **458,704.40**

**TOTAL EXPENDITURES AND REQUIRED PAYMENTS .....** **\$878,185.29**

Reserve for uncollected taxes .....

**GRAND TOTAL—Budget .....** **\$915,185.29**

### RECEIPTS AND REVENUES REALIZED IN 1950 TO MEET EXPENDITURES AND REQUIRED PAYMENTS

Surplus revenue appropriated ..	\$60,000.00
Miscellaneous revenues realized.	133,530.41
State aid revenues realized .....	9,684.00
Delinquent taxes including	.....
liens—1950 collections .....	31,381.82
Current taxes—1950 collections..	674,770.40
Emergency borrowings .....	.....

**TOTAL RECEIPTS AND REVENUES REALIZED .....** **\$909,366.63**

### CAPITAL OUTLAY—1950

Beaches and boardwalks .....	.....
Buildings and equipment .....	.....
Parks and playgrounds .....	.....
Sewers .....	\$14,177.78
Streets, roads and bridges .....	61,063.90
Water supply .....	.....
Other .....	.....

<b>Tax rate .....</b>	<b>\$5.50</b>
Local school tax rate .....	2.24
County tax rate .....	1.40
Local purpose tax rate .....	1.86

### TAXES

Local school tax ...	\$282,202.37	
County taxes .....	176,502.03	
Special district taxes .....	.....	
Local purpose levy .....	.....	\$458,704.40
<b>Total tax levy (tax duplicate) ..</b>	<b>\$693,406.67</b>	
<b>Per Capita Total Tax Levy .....</b>	<b>\$66.06</b>	

<b>Current</b>	
1950 taxes levied (total) .....	\$706,206.57
Collected in 1950 .....	674,770.40
Per cent of levy collected in 1950 ..	95.54
Transferred to liens .....	.....
Cancelled, abated or adjusted ..	1,958.13
Outstanding December 31, 1950 ..	\$29,478.04

<b>All Prior Years Outstanding</b>	
Balance January 1, 1950 .....	\$31,525.70
Collected in 1950 .....	31,381.82
Balance December 31, 1950 .....	.....

<b>Tax Title Liens Outstanding</b>	
Balance January 1, 1950 .....	.....
Redeemed by cash .....	.....
Balance December 31, 1950 .....	.....

<b>Property Acquired by Deed or Foreclosure</b>	
Balance January 1, 1950 .....	\$34,100.00
Sale for cash .....	11,700.00
Balance December 31, 1950 .....	\$27,900.00

### CAPITAL DEBT, DECEMBER 31, 1950

<b>Gross Debt</b>	
School debt .....	\$492,500.00
Self-liquidating debt.	40,000.00
Other capital debt ..	823,000.00

**TOTAL GROSS DEBT .....** **\$1,355,500.00**

**Per Capita Gross Debt .....** **\$129.14**

<b>Deductions for</b>	
School debt .....	\$492,500.00
Self-liquidating debt.	40,000.00
Other capital debt ..	.....

**TOTAL DEDUCTIONS .....** **532,500.00**

**NET DEBT .....** **\$823,000.00**

<b>Average Assessed Valuations</b>	
Real Property 1948-1949-1950..	\$11,763,827.00
Per Cent of Net Debt .....	6.99

### CURRENT FINANCES DECEMBER 31, 1950

Cash .....	\$181,064.50
Taxes receivable .....	29,478.04
Tax title liens .....	.....
Foreclosed property .....	27,900.00
Accounts receivable .....	357.79
State road aid receivable .....	19,705.21
Emergencies and deferred charges ..	12,694.01

**TOTAL ASSETS .....** **\$271,199.55**

Cash liabilities .....	\$120,142.98
Reserves .....	57,735.83
Surplus revenue .....	93,320.74

**TOTAL LIABILITIES AND SURPLUS .....** **\$271,199.55**

# HADDON HEIGHTS BOROUGH—CAMDEN COUNTY

Population Census, 1950—7,329  
1940—5,553

Land Area 1.52 sq. mi.

Net Valuation Taxable \$6,810,373

<b>EXPENDITURES AND REQUIRED PAYMENTS FOR 1950</b>	
<b>General Government</b>	
Administrative and executive .....	\$24,589.54
Assessment and collection of taxes .....	11,253.04
Finance Department .....	.....
<b>Protection to Persons &amp; Property</b>	
Fire .....	11,850.00
Police .....	47,429.52
Other .....	.....
<b>Streets and Roads</b>	
Repairs and maintenance .....	20,224.92
Street lighting .....	14,500.00
<b>Sanitation</b>	
Street cleaning .....	.....
Garbage and ash removal .....	12,757.80
Sewers .....	17,460.15
<b>Health and Charities</b>	
Health service .....	1,500.00
Poor (including relief) .....	1,226.00
Hospitals (aid and maintenance) .....	.....
Other .....	.....
<b>Recreation</b>	
Beaches and boardwalks .....	.....
Parks and playgrounds .....	5,500.00
Other .....	.....
<b>Educational</b>	
(Exclusive of school districts) ..	3,817.08
<b>Unclassified Purposes</b>	
(Including contingent) .....	6,900.00
<b>SUB-TOTAL—Municipal functions..</b>	<b>\$179,008.05</b>
<b>Per Capita—Municipal functions .....</b>	
Capital imp'ts and capital imp't fund .....	\$24.42
Debt Service .....	\$10,000.00
Principal payments ..	\$30,000.00
Interest payments ..	13,617.50
Total .....	43,617.50
<b>Per Capita Debt Service .....</b>	
Deferred Charges and Statutory Expenditures .....	\$5.95
Emergencies .....	\$680.00
Other deferred chgs. ..	10,221.00
Total .....	10,901.00
<b>TOTAL—Municipal expenditures ...</b>	<b>\$243,526.55</b>
<b>Required Payments for Local School, County, and Special District Taxes .....</b>	
	283,125.32
<b>TOTAL EXPENDITURES AND REQUIRED PAYMENTS .....</b>	<b>\$526,651.87</b>
Reserve for uncollected taxes .....	\$28,090.36
<b>GRAND TOTAL—Budget .....</b>	<b>\$554,742.23</b>
<b>RECEIPTS AND REVENUES REALIZED IN 1950 TO MEET EXPENDITURES AND REQUIRED PAYMENTS</b>	
Surplus revenue appropriated ..	\$66,000.00
Miscellaneous revenues realized ..	131,752.76
State aid revenues realized .....	6,148.27
Delinquent taxes including	.....
liens—1950 collections .....	18,729.32
Current taxes—1950 collections..	396,626.13
Emergency borrowings .....	.....
<b>TOTAL RECEIPTS AND REVENUES REALIZED .....</b>	<b>\$619,256.48</b>
<b>CAPITAL OUTLAY—1950</b>	
Beaches and boardwalks .....	.....
Buildings and equipment .....	.....
Parks and playgrounds .....	.....
Sewers .....	.....
Streets, roads and bridges .....	\$250.00
Water supply .....	.....
Other .....	.....

<b>Tax rate .....</b>	<b>\$5.96</b>
Local school tax rate .....	2.75
County tax rate .....	1.41
Local purpose tax rate .....	1.80
<b>TAXES</b>	
Local school tax ...	\$187,161.25
County taxes .....	95,964.07
Special district taxes .....	.....
<b>Local purpose levy .....</b>	<b>\$283,125.32</b>
	122,418.41
<b>Total tax levy (tax duplicate) ..</b>	<b>\$405,543.73</b>
<b>Per Capita Total Tax Levy .....</b>	<b>\$55.33</b>
<b>Current</b>	
1950 taxes levied (total) .....	\$414,614.85
Collected in 1950 .....	396,626.13
Per cent of levy collected in 1950 ...	95.66
Transferred to liens .....	1,133.59
Cancelled, abated or adjusted ..	1,359.87
Outstanding December 31, 1950 ..	\$15,495.26
<b>All Prior Years Outstanding</b>	
Balance January 1, 1950 .....	\$25,496.08
Collected in 1950 .....	17,360.70
Balance December 31, 1950 .....	\$7,733.31
<b>Tax Title Liens Outstanding</b>	
Balance January 1, 1950 .....	\$26,400.49
Redeemed by cash .....	1,368.62
Balance December 31, 1950 .....	\$21,146.66
<b>Property Acquired by Deed or Foreclosure</b>	
Balance January 1, 1950 .....	\$101,187.50
Sale for cash .....	63,690.00
Balance December 31, 1950 .....	\$76,157.50

<b>CAPITAL DEBT, DECEMBER 31, 1950</b>	
<b>Gross Debt</b>	
School debt .....	\$402,000.00
Self-liquidating debt ..	.....
Other capital debt ..	289,467.00
<b>TOTAL GROSS DEBT .....</b>	<b>\$691,467.00</b>
<b>Per Capita Gross Debt .....</b>	<b>\$94.35</b>
<b>Deductions for</b>	
School debt .....	\$402,000.00
Self-liquidating debt ..	.....
Other capital debt ..	.....
<b>TOTAL DEDUCTIONS .....</b>	<b>402,000.00</b>
<b>NET DEBT .....</b>	<b>\$289,467.00</b>
<b>Average Assessed Valuations</b>	
Real Property 1948-1949-1950..	\$6,120,448.00
Per Cent of Net Debt .....	4.72

<b>CURRENT FINANCES DECEMBER 31, 1950</b>	
Cash .....	\$257,169.36
Taxes receivable .....	23,228.57
Tax title liens .....	21,146.66
Foreclosed property .....	76,157.50
Accounts receivable .....	1,941.91
State road aid receivable .....	24,059.68
Emergencies and deferred charges ..	1,112.50
<b>TOTAL ASSETS .....</b>	<b>\$404,816.18</b>
Cash liabilities .....	\$136,891.01
Reserves .....	122,474.64
Surplus revenue .....	145,450.53
<b>TOTAL LIABILITIES AND SURPLUS .....</b>	<b>\$404,816.18</b>

# HAINESPORT TOWNSHIP—BURLINGTON COUNTY

Population Census, 1950—1,790  
1940—858

Land Area 6.68 sq. mi.

Net Valuation Taxable \$646,628

## EXPENDITURES AND REQUIRED PAYMENTS FOR 1950

<b>General Government</b>	
Administrative and executive . . . . .	\$2,805.00
Assessment and collection of taxes	2,400.00
Finance Department . . . . .	450.00
<b>Protection to Persons &amp; Property</b>	
Fire . . . . .	600.00
Police . . . . .	465.00
Other . . . . .	.....
<b>Streets and Roads</b>	
Repairs and maintenance . . . . .	6,510.00
Street lighting . . . . .	2,900.00
<b>Sanitation</b>	
Street cleaning . . . . .	.....
Garbage and ash removal . . . . .	1,125.00
Sewers . . . . .	.....
<b>Health and Charities</b>	
Health service . . . . .	175.00
Poor (including relief) . . . . .	350.00
Hospitals (aid and maintenance) . . . . .	.....
Other . . . . .	.....
<b>Recreation</b>	
Beaches and boardwalks . . . . .	.....
Parks and playgrounds . . . . .	.....
Other . . . . .	.....
<b>Educational</b>	
(Exclusive of school districts) . . . . .	.....
<b>Unclassified Purposes</b>	
(Including contingent) . . . . .	25.00
<b>SUB-TOTAL—Municipal functions..</b>	<b>\$17,805.00</b>

<b>Per Capita—Municipal functions . . . . .</b>	<b>\$9.95</b>
Capital imp'ts and capital imp't fund	\$750.00
<b>Debt Service</b>	
Principal payments . . . . .	\$1,500.00
Interest payments . . . . .	212.50
<b>Total . . . . .</b>	<b>1,712.50</b>
<b>Per Capita Debt Service . . . . .</b>	<b>\$0.96</b>
<b>Deferred Charges and Statutory Expenditures</b>	
Emergencies . . . . .	\$387.50
Other deferred chgs. . . . .	1,100.00
<b>Total . . . . .</b>	<b>1,487.50</b>

**TOTAL—Municipal expenditures . . . . .** **\$21,755.00**

**Required Payments for Local School, County, and Special District Taxes . . . . .** **42,195.35**

**TOTAL EXPENDITURES AND REQUIRED PAYMENTS . . . . .** **\$63,950.35**

Reserve for uncollected taxes . . . . . **\$11,143.00**

**GRAND TOTAL—Budget . . . . .** **\$75,093.35**

## RECEIPTS AND REVENUES REALIZED IN 1950 TO MEET EXPENDITURES AND REQUIRED PAYMENTS

Surplus revenue appropriated . . . . .	\$3,800.00
Miscellaneous revenues realized.	12,260.37
State aid revenues realized . . . . .	4,976.00
<b>Delinquent taxes including</b>	
Liens—1950 collections . . . . .	7,682.39
Current taxes—1950 collections..	33,910.44
Emergency borrowings . . . . .	.....
<b>TOTAL RECEIPTS AND REVENUES REALIZED . . . . .</b>	<b>\$68,629.20</b>

### CAPITAL OUTLAY—1950

Beaches and boardwalks . . . . .	.....
Buildings and equipment . . . . .	.....
Parks and playgrounds . . . . .	.....
Sewers . . . . .	.....
Streets, roads and bridges . . . . .	.....
Water supply . . . . .	.....
Other . . . . .	.....

<b>Tax rate . . . . .</b>	<b>\$7.40</b>
Local school tax rate . . . . .	4.58
County tax rate . . . . .	1.95
Local purpose tax rate . . . . .	0.87

### TAXES

Local school tax . . . . .	\$29,612.19
County taxes . . . . .	12,583.16
Special district taxes . . . . .	.....
<b>Local purpose levy . . . . .</b>	<b>\$42,195.35</b>
<b>Total tax levy (tax duplicate) . . . . .</b>	<b>\$47,647.35</b>

**Per Capita Total Tax Levy . . . . .** **\$26.62**

<b>Current</b>	
1950 taxes levied (total) . . . . .	\$47,647.35
Collected in 1950 . . . . .	39,910.44
Per cent of levy collected in 1950 . . . . .	83.76
Transferred to liens . . . . .	.....
Cancelled, abated or adjusted . . . . .	.....
Outstanding December 31, 1950 . . . . .	\$7,736.91

<b>All Prior Years Outstanding</b>	
Balance January 1, 1950 . . . . .	\$9,251.34
Collected in 1950 . . . . .	7,673.74
Balance December 31, 1950 . . . . .	\$1,577.60

<b>Tax Title Liens Outstanding</b>	
Balance January 1, 1950 . . . . .	\$2,620.01
Redeemed by cash . . . . .	8.65
Balance December 31, 1950 . . . . .	\$2,611.36

<b>Property Acquired by Deed or Foreclosure</b>	
Balance January 1, 1950 . . . . .	\$4.00
Sale for cash . . . . .	.....
Balance December 31, 1950 . . . . .	\$4.00

### CAPITAL DEBT, DECEMBER 31, 1950

<b>Gross Debt</b>	
School debt . . . . .	\$27,850.00
Self-liquidating debt. . . . .	.....
Other capital debt . . . . .	3,000.00
<b>TOTAL GROSS DEBT . . . . .</b>	<b>\$30,850.00</b>
<b>Per Capita Gross Debt . . . . .</b>	<b>\$17.23</b>

<b>Deductions for</b>	
School debt . . . . .	\$27,850.00
Self-liquidating debt. . . . .	.....
Other capital debt . . . . .	.....
<b>TOTAL DEDUCTIONS . . . . .</b>	<b>27,850.00</b>
<b>NET DEBT . . . . .</b>	<b>\$3,000.00</b>

**Average Assessed Valuations**  
Real Property 1948-1949-1950.. \$597,690.00  
Per Cent of Net Debt . . . . . 0.50

### CURRENT FINANCES DECEMBER 31, 1950

Cash . . . . .	\$29,514.25
Taxes receivable . . . . .	9,314.51
Tax title liens . . . . .	2,611.36
Foreclosed property . . . . .	4.00
Accounts receivable . . . . .	76.24
State road aid receivable . . . . .	.....
Emergencies and deferred charges . . . . .	620.00
<b>TOTAL ASSETS . . . . .</b>	<b>\$42,140.36</b>

Cash liabilities . . . . .	\$4,762.95
Reserves . . . . .	12,006.11
Surplus revenue . . . . .	25,371.30

**TOTAL LIABILITIES AND SURPLUS . . . . .** **\$42,140.36**

## HALEDON BOROUGH—PASSAIC COUNTY

Population Census, 1950—6,190      Land Area 1.3 sq. mi.      Net Valuation Taxable \$6,723,150  
 1940—5,303

### EXPENDITURES AND REQUIRED PAYMENTS FOR 1950

<b>General Government</b>	
Administrative and executive . . . . .	\$12,615.08
Assessment and collection of taxes . . . . .	5,393.00
Finance Department . . . . .	850.00
<b>Protection to Persons &amp; Property</b>	
Fire . . . . .	13,630.00
Police . . . . .	19,546.92
Other . . . . .	.....
<b>Streets and Roads</b>	
Repairs and maintenance . . . . .	14,680.00
Street lighting . . . . .	3,000.00
<b>Sanitation</b>	
Street cleaning . . . . .	.....
Garbage and ash removal . . . . .	7,280.00
Sewers . . . . .	14,606.47
<b>Health and Charities</b>	
Health service . . . . .	2,630.00
Poor (including relief) . . . . .	1,600.00
Hospitals (aid and maintenance) . . . . .	.....
Other . . . . .	.....
<b>Recreation</b>	
Beaches and boardwalks . . . . .	.....
Parks and playgrounds . . . . .	3,700.00
Other . . . . .	.....
<b>Educational</b> (Exclusive of school districts) . . . . .	.....
<b>Unclassified Purposes</b> (Including contingent) . . . . .	3,225.00
<b>SUB-TOTAL—Municipal functions..</b>	<b>\$102,756.47</b>

<b>Per Capita—Municipal functions . . . . .</b>	<b>\$16.60</b>
Capital imp'ts and capital imp't fund	\$6,500.00
<b>Debt Service</b>	
Principal payments . . . . .	\$33,000.00
Interest payments . . . . .	17,289.00
<b>Total . . . . .</b>	<b>50,289.00</b>
<b>Per Capita Debt Service . . . . .</b>	<b>\$8.12</b>
<b>Deferred Charges and Statutory Expenditures</b>	
Emergencies . . . . .	.....
Other deferred chgs. . . . .	\$33,431.09
<b>Total . . . . .</b>	<b>33,431.09</b>

<b>TOTAL—Municipal expenditures . . . . .</b>	<b>\$192,976.56</b>
<b>Required Payments for Local School, County, and Special District Taxes . . . . .</b>	<b>179,604.97</b>
<b>TOTAL EXPENDITURES AND REQUIRED PAYMENTS . . . . .</b>	<b>\$372,581.53</b>
Reserve for uncollected taxes . . . . .	\$20,070.02
<b>GRAND TOTAL—Budget . . . . .</b>	<b>\$392,651.55</b>

<b>RECEIPTS AND REVENUES REALIZED IN 1950 TO MEET EXPENDITURES AND REQUIRED PAYMENTS</b>	
Surplus revenue appropriated . . . . .	\$42,000.00
Miscellaneous revenues realized . . . . .	101,254.57
State aid revenues realized . . . . .	8,853.61
Delinquent taxes including	
liens—1950 collections . . . . .	9,256.71
current taxes—1950 collections..	243,467.66
Emergency borrowings . . . . .	.....
<b>TOTAL RECEIPTS AND REVENUES REALIZED . . . . .</b>	<b>\$404,832.55</b>

### CAPITAL OUTLAY—1950

Beaches and boardwalks . . . . .	.....
Buildings and equipment . . . . .	.....
Parks and playgrounds . . . . .	.....
Sewers . . . . .	.....
Streets, roads and bridges . . . . .	\$13,350.39
Water supply . . . . .	16,305.04
Other . . . . .	.....

	Real Property	2nd Class R. R. Prop. & Personal Prop.
<b>Tax rate . . . . .</b>	<b>\$3.72</b>	<b>\$3.72</b>
<b>TAXES</b>		
Local school tax . . . . .	\$120,321.56	
County taxes . . . . .	59,283.41	
Special district taxes . . . . .	.....	
Local purpose levy . . . . .		\$179,604.97
		71,310.58
<b>Total tax levy (tax duplicate) . . . . .</b>		<b>\$250,915.55</b>

<b>Per Capita Total Tax Levy . . . . .</b>	<b>\$40.54</b>
<b>Current</b>	
1950 taxes levied (total) . . . . .	\$252,596.74
Collected in 1950 . . . . .	243,467.66
Per cent of levy collected in 1950 . . . . .	96.39
Transferred to liens . . . . .	119.97
Cancelled, abated or adjusted . . . . .	662.29
Outstanding December 31, 1950 . . . . .	\$8,346.82

<b>All Prior Years Outstanding</b>	
Balance January 1, 1950 . . . . .	\$9,468.67
Collected in 1950 . . . . .	8,998.73
Balance December 31, 1950 . . . . .	\$432.54

<b>Tax Title Liens Outstanding</b>	
Balance January 1, 1950 . . . . .	\$664.70
Redeemed by cash . . . . .	257.98
Balance December 31, 1950 . . . . .	\$182.56

<b>Property Acquired by Deed or Foreclosure</b>	
Balance January 1, 1950 . . . . .	\$27,525.00
Sale for cash . . . . .	2,027.50
Balance December 31, 1950 . . . . .	\$28,772.50

### CAPITAL DEBT, DECEMBER 31, 1950

<b>Gross Debt</b>	
School debt . . . . .	\$8,000.00
Self-liquidating debt . . . . .	326,200.00
Other capital debt . . . . .	157,433.00
<b>TOTAL GROSS DEBT . . . . .</b>	<b>\$491,633.00</b>
<b>Per Capita Gross Debt . . . . .</b>	<b>\$79.42</b>

<b>Deductions for</b>	
School debt . . . . .	\$8,000.00
Self-liquidating debt . . . . .	302,126.00
Other capital debt . . . . .	16,564.00
<b>TOTAL DEDUCTIONS . . . . .</b>	<b>326,690.00</b>
<b>NET DEBT . . . . .</b>	<b>\$164,943.00</b>

<b>Average Assessed Valuations</b>	
Real Property 1948-1949-1950..	\$6,310,025.00
Per Cent of Net Debt . . . . .	2.61

### CURRENT FINANCES DECEMBER 31, 1950

Cash . . . . .	\$79,641.26
Taxes receivable . . . . .	8,779.36
Tax title liens . . . . .	182.56
Foreclosed property . . . . .	28,772.50
Accounts receivable . . . . .	1,986.52
State road aid receivable . . . . .	8,536.00
Emergencies and deferred charges . . . . .	95.14
<b>TOTAL ASSETS . . . . .</b>	<b>\$127,993.34</b>

Cash liabilities . . . . .	\$13,888.90
Reserves . . . . .	39,720.94
Surplus revenue . . . . .	74,383.50

<b>TOTAL LIABILITIES AND SURPLUS . . . . .</b>	<b>\$127,993.34</b>
------------------------------------------------	---------------------

## HAMBURG BOROUGH—SUSSEX COUNTY

Population Census, 1950—1,303  
1940—1,116

Land Area 1.2 sq. mi.

Net Valuation Taxable \$651,999

### EXPENDITURES AND REQUIRED PAYMENTS FOR 1950

<b>General Government</b>	
Administrative and executive . . . . .	\$2,461.39
Assessment and collection of taxes . . . . .	450.00
Finance Department . . . . .	50.00
<b>Protection to Persons &amp; Property</b>	
Fire . . . . .	3,514.69
Police . . . . .	550.00
Other . . . . .	. . . . .
<b>Streets and Roads</b>	
Repairs and maintenance . . . . .	4,459.85
Street lighting . . . . .	1,500.00
<b>Sanitation</b>	
Street cleaning . . . . .	. . . . .
Garbage and ash removal . . . . .	75.00
Sewers . . . . .	. . . . .
<b>Health and Charities</b>	
Health service . . . . .	416.25
Poor (including relief) . . . . .	570.00
Hospitals (aid and maintenance) . . . . .	. . . . .
Other . . . . .	150.00
<b>Recreation</b>	
Beaches and boardwalks . . . . .	. . . . .
Parks and playgrounds . . . . .	. . . . .
Other . . . . .	. . . . .
<b>Educational</b>	
(Exclusive of school districts) . . . . .	. . . . .
<b>Unclassified Purposes</b>	
(Including contingent) . . . . .	50.00
<b>SUB-TOTAL—Municipal functions..</b>	<b>\$14,247.18</b>

<b>Per Capita—Municipal functions . . . . .</b>	<b>\$10.93</b>
Capital imp'ts and capital imp't fund	\$4,112.67
<b>Debt Service</b>	
Principal payments . . . . .	. . . . .
Interest payments . . . . .	\$100.00
<b>Total . . . . .</b>	<b>100.00</b>
<b>Per Capita Debt Service . . . . .</b>	
	<b>\$0.08</b>
<b>Deferred Charges and Statutory Expenditures</b>	
Emergencies . . . . .	. . . . .
Other deferred chgs. . . . .	\$30.92
<b>Total . . . . .</b>	<b>30.92</b>

**TOTAL—Municipal expenditures . . . . .** \$18,490.77

**Required Payments for Local School, County, and Special District Taxes . . . . .** 39,956.51

**TOTAL EXPENDITURES AND REQUIRED PAYMENTS . . . . .** \$58,447.28

Reserve for uncollected taxes . . . . . \$10,168.21

**GRAND TOTAL—Budget . . . . .** \$68,615.49

### RECEIPTS AND REVENUES REALIZED IN 1950 TO MEET EXPENDITURES AND REQUIRED PAYMENTS

Surplus revenue appropriated . . . . .	\$3,000.00
Miscellaneous revenues realized . . . . .	8,188.57
State aid revenues realized . . . . .	4,332.20
<b>Delinquent taxes including</b>	
liens—1950 collections . . . . .	8,583.53
Current taxes—1950 collections..	39,648.45
Emergency borrowings . . . . .	. . . . .
<b>TOTAL RECEIPTS AND REVENUES REALIZED . . . . .</b>	<b>\$63,752.75</b>

### CAPITAL OUTLAY—1950

Beaches and boardwalks . . . . .	. . . . .
Buildings and equipment . . . . .	. . . . .
Parks and playgrounds . . . . .	. . . . .
Sewers . . . . .	. . . . .
Streets, roads and bridges . . . . .	\$3,538.08
Water supply . . . . .	350.00
Other . . . . .	. . . . .

<b>Tax rate . . . . .</b>	<b>\$7.27</b>
Local school tax rate . . . . .	4.42
County tax rate . . . . .	1.71
Local purpose tax rate . . . . .	1.14

### TAXES

Local school tax . . . . .	\$28,827.36
County taxes . . . . .	11,129.15
Special district taxes . . . . .	. . . . .
<b>Local purpose levy . . . . .</b>	<b>\$39,956.51</b>
	<b>8,658.24</b>
<b>Total tax levy (tax duplicate) . . . . .</b>	<b>\$48,614.75</b>
<b>Per Capita Total Tax Levy . . . . .</b>	
	<b>\$37.31</b>

<b>Current</b>	
1950 taxes levied (total) . . . . .	\$48,614.75
Collected in 1950 . . . . .	39,648.45
Per cent of levy collected in 1950 . . . . .	81.55
Transferred to liens . . . . .	. . . . .
Cancelled, abated or adjusted . . . . .	181.60
Outstanding December 31, 1950 . . . . .	\$8,784.70

<b>All Prior Years Outstanding</b>	
Balance January 1, 1950 . . . . .	\$9,129.36
Collected in 1950 . . . . .	8,583.53
Balance December 31, 1950 . . . . .	\$499.75

<b>Tax Title Liens Outstanding</b>	
Balance January 1, 1950 . . . . .	. . . . .
Redeemed by cash . . . . .	. . . . .
Balance December 31, 1950 . . . . .	. . . . .

<b>Property Acquired by Deed or Foreclosure</b>	
Balance January 1, 1950 . . . . .	. . . . .
Sale for cash . . . . .	. . . . .
Balance December 31, 1950 . . . . .	. . . . .

### CAPITAL DEBT, DECEMBER 31, 1950

<b>Gross Debt</b>	
School debt . . . . .	\$6,000.00
Self-liquidating debt. . . . .	49,500.00
Other capital debt . . . . .	10,000.00

**TOTAL GROSS DEBT . . . . .** \$65,500.00

**Per Capita Gross Debt . . . . .** \$50.27

<b>Deductions for</b>	
School debt . . . . .	\$6,000.00
Self-liquidating debt. . . . .	49,500.00
Other capital debt . . . . .	. . . . .

**TOTAL DEDUCTIONS . . . . .** 55,500.00

**NET DEBT . . . . .** \$10,000.00

<b>Average Assessed Valuations</b>	
Real Property 1948-1949-1950..	\$587,382.00
Per Cent of Net Debt . . . . .	1.70

### CURRENT FINANCES DECEMBER 31, 1950

Cash . . . . .	\$26,769.63
Taxes receivable . . . . .	9,284.45
Tax title liens . . . . .	. . . . .
Foreclosed property . . . . .	. . . . .
Accounts receivable . . . . .	197.47
State road aid receivable . . . . .	13,502.29
Emergencies and deferred charges . . . . .	3,974.75
<b>TOTAL ASSETS . . . . .</b>	<b>\$53,728.59</b>

Cash liabilities . . . . .	\$15,110.90
Reserves . . . . .	9,481.92
Surplus revenue . . . . .	29,135.77

**TOTAL LIABILITIES AND SURPLUS . . . . .** \$53,728.59

# HAMILTON TOWNSHIP—ATLANTIC COUNTY

Population Census, 1950—3,791      Land Area 115.05 sq. mi.      Net Valuation Taxable \$2,428,050  
 1940—3,363

<b>EXPENDITURES AND REQUIRED PAYMENTS FOR 1950</b>	
<b>General Government</b>	
Administrative and executive .....	\$17,490.00
Assessment and collection of taxes .....	18,060.00
Finance Department .....	1,150.00
<b>Protection to Persons &amp; Property</b>	
Fire .....	3,500.00
Police .....	5,975.00
Other .....	.....
<b>Streets and Roads</b>	
Repairs and maintenance .....	17,575.00
Street lighting .....	6,500.00
<b>Sanitation</b>	
Street cleaning .....	.....
Garbage and ash removal .....	600.00
Sewers .....	.....
<b>Health and Charities</b>	
Health service .....	750.00
Poor (including relief) .....	4,870.00
Hospitals (aid and maintenance) .....	.....
Other .....	.....
<b>Recreation</b>	
Beaches and boardwalks .....	.....
Parks and playgrounds .....	.....
Other .....	.....
<b>Educational</b>	
(Exclusive of school districts) ..	600.00
<b>Unclassified Purposes</b>	
(Including contingent) .....	300.00
<b>SUB-TOTAL—Municipal functions..</b>	<b>\$77,370.00</b>

<b>Per Capita—Municipal functions ....</b>	<b>\$20.41</b>
Capital imp'ts and capital imp't fund .....	\$29,789.21
<b>Debt Service</b>	
Principal payments ..	\$8,000.00
Interest payments ..	6,280.00
Total .....	14,280.00
<b>Per Capita Debt Service .....</b>	
	<b>\$3.77</b>
<b>Deferred Charges and Statutory Expenditures</b>	
Emergencies .....	\$3,000.00
Other deferred chgs. ....	.....
Total .....	3,000.00

<b>TOTAL—Municipal expenditures ...</b>	<b>\$124,439.21</b>
-----------------------------------------	---------------------

<b>Required Payments for Local School, County, and Special District Taxes .....</b>	<b>121,525.11</b>
-------------------------------------------------------------------------------------	-------------------

<b>TOTAL EXPENDITURES AND REQUIRED PAYMENTS .....</b>	<b>\$245,964.32</b>
-------------------------------------------------------	---------------------

Reserve for uncollected taxes .....	\$29,063.90
<b>GRAND TOTAL—Budget .....</b>	<b>\$275,028.22</b>

<b>RECEIPTS AND REVENUES REALIZED IN 1950 TO MEET EXPENDITURES AND REQUIRED PAYMENTS</b>	
Surplus revenue appropriated ..	\$38,000.00
Miscellaneous revenues realized ..	62,462.88
State aid revenues realized .....	11,018.20
Delinquent taxes including	.....
liens—1950 collections .....	15,584.48
Current taxes—1950 collections..	150,739.55
Emergency borrowings .....	.....
<b>TOTAL RECEIPTS AND REVENUES REALIZED .....</b>	<b>\$277,805.11</b>

<b>CAPITAL OUTLAY—1950</b>	
Beaches and boardwalks .....	.....
Buildings and equipment .....	.....
Parks and playgrounds .....	.....
Sewers .....	.....
Streets, roads and bridges .....	.....
Water supply .....	\$19,393.36
Other .....	.....

<b>Tax rate .....</b>	<b>\$6.85</b>
Local school tax rate .....	3.50
County tax rate .....	1.50
Local purpose tax rate .....	1.85

<b>TAXES</b>	
Local school tax ...	\$85,097.18
County taxes .....	36,427.93
Special district taxes .....	.....
Local purpose levy .....	\$121,525.11
	45,414.12
<b>Total tax levy (tax duplicate) ..</b>	<b>\$166,939.23</b>

<b>Per Capita Total Tax Levy .....</b>	<b>\$44.04</b>
----------------------------------------	----------------

<b>Current</b>	
1950 taxes levied (total) .....	\$168,038.08
Collected in 1950 .....	150,739.55
Per cent of levy collected in 1950 ..	89.70
Transferred to liens .....	5,862.60
Cancelled, abated or adjusted ..	499.01
Outstanding December 31, 1950 ..	\$10,936.92

<b>All Prior Years Outstanding</b>	
Balance January 1, 1950 .....	\$11,030.95
Collected in 1950 .....	10,514.43
Balance December 31, 1950 .....	\$43.08

<b>Tax Title Liens Outstanding</b>	
Balance January 1, 1950 .....	\$357,260.10
Redeemed by cash .....	5,070.05
Balance December 31, 1950 .....	\$349,325.72

<b>Property Acquired by Deed or Foreclosure</b>	
Balance January 1, 1950 .....	\$87,920.00
Sale for cash .....	4,165.00
Balance December 31, 1950 .....	\$81,970.00

### CAPITAL DEBT, DECEMBER 31, 1950

<b>Gross Debt</b>	
School debt .....	\$165,000.00
Self-liquidating debt ..	19,000.00
Other capital debt ..	149,000.00

<b>TOTAL GROSS DEBT .....</b>	<b>\$333,000.00</b>
<b>Per Capita Gross Debt .....</b>	<b>\$87.84</b>

<b>Deductions for</b>	
School debt .....	\$122,739.00
Self-liquidating debt ..	19,000.00
Other capital debt ..	.....

<b>TOTAL DEDUCTIONS .....</b>	<b>141,739.00</b>
<b>NET DEBT .....</b>	<b>\$191,261.00</b>

<b>Average Assessed Valuations</b>	
Real Property 1948-1949-1950..	\$2,045,653.00
Per Cent of Net Debt .....	9.34

### CURRENT FINANCES DECEMBER 31, 1950

Cash .....	\$83,879.13
Taxes receivable .....	10,980.00
Tax title liens .....	349,325.72
Foreclosed property .....	81,970.00
Accounts receivable .....	751.75
State road aid receivable .....	5,910.06
Emergencies and deferred charges ..	.....

<b>TOTAL ASSETS .....</b>	<b>\$532,816.66</b>
---------------------------	---------------------

Cash liabilities .....	\$10,576.97
Reserves .....	443,027.47
Surplus revenue .....	79,212.22

<b>TOTAL LIABILITIES AND SURPLUS .....</b>	<b>\$532,816.66</b>
--------------------------------------------	---------------------

## HAMILTON TOWNSHIP—MERCER COUNTY

Population Census, 1950—39,122  
1940—30,219

Land Area 39.38 sq. mi.

Net Valuation Taxable \$36,981,416

### EXPENDITURES AND REQUIRED PAYMENTS FOR 1950

<b>General Government</b>		
Administrative and executive .....	\$63,386.58	
Assessment and collection of taxes .....	54,149.00	
Finance Department .....	4,027.37	
<b>Protection to Persons &amp; Property</b>		
Fire .....		
Police .....	191,385.07	
Other .....		
<b>Streets and Roads</b>		
Repairs and maintenance .....	233,402.60	
Street lighting .....	40,254.57	
<b>Sanitation</b>		
Street cleaning .....		
Garbage and ash removal .....	101,990.76	
Sewers .....	126,499.84	
<b>Health and Charities</b>		
Health service .....	20,572.35	
Poor (including relief) .....	41,870.07	
Hospitals (aid and maintenance) .....		
Other .....	5,078.67	
<b>Recreation</b>		
Beaches and boardwalks .....		
Parks and playgrounds .....		
Other .....	19,138.80	
<b>Educational</b>		
(Exclusive of school districts) ..	19,930.75	
<b>Unclassified Purposes</b>		
(Including contingent) .....	13,349.50	
<b>SUB-TOTAL—Municipal functions..</b>	<b>\$935,035.93</b>	

<b>Per Capita—Municipal functions .....</b>		<b>\$23.90</b>
Capital imp'ts and capital imp't fund .....	\$20,000.00	
<b>Debt Service</b>		
Principal payments ..	\$117,000.00	
Interest payments ..	63,625.50	
<b>Total .....</b>	<b>180,625.50</b>	
<b>Per Capita Debt Service .....</b>		<b>\$4.62</b>
<b>Deferred Charges and Statutory Expenditures</b>		
Emergencies .....	\$25,000.00	
Other deferred chgs. ....	5,856.01	
<b>Total .....</b>	<b>30,856.01</b>	

<b>TOTAL—Municipal expenditures ...</b>	<b>\$1,166,517.44</b>	
<b>Required Payments for Local School, County, and Special District Taxes .....</b>		<b>1,527,968.67</b>

<b>TOTAL EXPENDITURES AND REQUIRED PAYMENTS .....</b>	<b>\$2,694,486.11</b>
Reserve for uncollected taxes .....	\$199,047.49
<b>GRAND TOTAL—Budget .....</b>	<b>\$2,893,533.60</b>

<b>RECEIPTS AND REVENUES REALIZED IN 1950 TO MEET EXPENDITURES AND REQUIRED PAYMENTS</b>	
Surplus revenue appropriated .....	\$180,000.00
Miscellaneous revenues realized .....	550,103.08
State aid revenues realized .....	34,558.00
<b>Delinquent taxes including</b>	
Fees—1950 collections .....	143,499.00
Current taxes—1950 collections..	1,972,798.02
Emergency borrowings .....	
<b>TOTAL RECEIPTS AND REVENUES REALIZED .....</b>	<b>\$2,880,958.10</b>

<b>CAPITAL OUTLAY—1950</b>	
Beaches and boardwalks .....	
Buildings and equipment .....	\$10,049.80
Parks and playgrounds .....	
Sewers .....	137,382.59
Streets, roads and bridges .....	802.04
Water supply .....	
Other .....	

<b>Tax rate .....</b>	<b>\$5.57</b>
Local school tax rate .....	2.85
County tax rate .....	1.07
Local purpose tax rate .....	1.65

### TAXES

Local school tax ...	\$1,052,702.00	
County taxes .....	396,150.16	
Special district taxes .....	79,116.51	
<b>Local purpose levy .....</b>	<b>\$1,527,968.67</b>	<b>612,217.00</b>
<b>Total tax levy (tax duplicate) ..</b>	<b>\$2,140,185.67</b>	
<b>Per Capita Total Tax Levy .....</b>		<b>\$54.71</b>

<b>Current</b>	
1950 taxes levied (total) .....	\$2,167,296.47
Collected in 1950 .....	1,972,798.02
Per cent of levy collected in 1950 ...	91.02
Transferred to liens .....	1,633.75
Cancelled, abated or adjusted .....	16,383.81
Outstanding December 31, 1950 ..	\$176,480.89

<b>All Prior Years Outstanding</b>	
Balance January 1, 1950 .....	\$172,563.78
Collected in 1950 .....	140,919.68
Balance December 31, 1950 .....	\$28,584.73

<b>Tax Title Liens Outstanding</b>	
Balance January 1, 1950 .....	\$23,829.80
Released by cash .....	2,579.32
Balance December 31, 1950 .....	\$12,061.65

<b>Property Acquired by Deed or Foreclosure</b>	
Balance January 1, 1950 .....	\$52,985.00
Sale for cash .....	24,273.00
Balance December 31, 1950 .....	\$49,597.00

### CAPITAL DEBT, DECEMBER 31, 1950

<b>Gross Debt</b>		
School debt .....	\$2,422,000.00	
Self-liquidating debt .....		
Other capital debt ..	2,428,500.00	
<b>TOTAL GROSS DEBT .....</b>	<b>\$4,850,500.00</b>	
<b>Per Capita Gross Debt .....</b>		<b>\$123.98</b>

<b>Deductions for</b>	
School debt .....	\$2,422,000.00
Self-liquidating debt .....	
Other capital debt ..	
<b>TOTAL DEDUCTIONS .....</b>	<b>2,422,000.00</b>
<b>NET DEBT .....</b>	<b>\$2,428,500.00</b>

<b>Average Assessed Valuations</b>	
Real Property 1948-1949-1950 ..	\$32,455,439.00
Per Cent of Net Debt .....	7.48

### CURRENT FINANCES DECEMBER 31, 1950

Cash .....	\$399,956.92
Taxes receivable .....	205,065.62
Tax title liens .....	12,061.65
Foreclosed property .....	49,597.00
Accounts receivable .....	45,112.98
State road aid receivable .....	23,237.65
Emergencies and deferred charges ..	
<b>TOTAL ASSETS .....</b>	<b>\$735,031.82</b>

Cash liabilities .....	\$72,007.78
Reserves .....	311,837.25
Surplus revenue .....	351,186.79
<b>TOTAL LIABILITIES AND SURPLUS .....</b>	<b>\$735,031.82</b>

## HAMMONTON TOWN—ATLANTIC COUNTY

Population Census, 1950—8,426      Land Area 40.48 sq. mi.      Net Valuation Taxable \$3,710,237  
 1940—7,668

<b>EXPENDITURES AND REQUIRED PAYMENTS FOR 1950</b>	
<b>General Government</b>	
Administrative and executive . . . . .	\$18,402.63
Assessment and collection of taxes . . . . .	6,898.00
Finance Department . . . . .	1,548.60
<b>Protection to Persons &amp; Property</b>	
Fire . . . . .	8,984.90
Police . . . . .	29,158.19
Other . . . . .	. . . . .
<b>Streets and Roads</b>	
Repairs and maintenance . . . . .	34,111.19
Street lighting . . . . .	15,950.00
<b>Sanitation</b>	
Street cleaning . . . . .	2,275.00
Garbage and ash removal . . . . .	450.00
Sewers . . . . .	. . . . .
<b>Health and Charities</b>	
Health service . . . . .	5,386.23
Poor (including relief) . . . . .	2,049.92
Hospitals (aid and maintenance) . . . . .	. . . . .
Other . . . . .	235.50
<b>Recreation</b>	
Beaches and boardwalks . . . . .	. . . . .
Parks and playgrounds . . . . .	2,246.00
Other . . . . .	. . . . .
<b>Educational</b>	
(Exclusive of school districts) . . . . .	2,700.00
<b>Unclassified Purposes</b>	
(Including contingent) . . . . .	2,383.30
<b>SUB-TOTAL—Municipal functions..</b>	<b>\$132,779.46</b>
<b>Per Capita—Municipal functions . . . . .</b>	<b>\$15.76</b>
Capital imp'ts and capital imp't fund . . . . .	\$11,056.13
<b>Debt Service</b>	
Principal payments . . . . .	\$12,000.00
Interest payments . . . . .	1,972.65
Total . . . . .	13,972.65
<b>Per Capita Debt Service . . . . .</b>	<b>\$1.66</b>
<b>Deferred Charges and Statutory Expenditures</b>	
Emergencies . . . . .	\$1,000.00
Other deferred chgs. . . . .	17,037.03
Total . . . . .	18,037.03
<b>TOTAL—Municipal expenditures . . . . .</b>	<b>\$175,845.27</b>
<b>Required Payments for Local School, County, and Special District Taxes</b>	
	263,868.76
<b>TOTAL EXPENDITURES AND REQUIRED PAYMENTS . . . . .</b>	<b>\$439,714.03</b>
Reserve for uncollected taxes . . . . .	\$114,803.42
<b>GRAND TOTAL—Budget . . . . .</b>	<b>\$554,517.45</b>
<b>RECEIPTS AND REVENUES REALIZED IN 1950 TO MEET EXPENDITURES AND REQUIRED PAYMENTS</b>	
Surplus revenue appropriated . . . . .	\$71,500.00
Miscellaneous revenues realized . . . . .	82,897.34
State aid revenues realized . . . . .	10,587.00
<b>Delinquent taxes including</b>	
liens—1950 collections . . . . .	50,481.65
Current taxes—1950 collections..	324,287.19
Emergency borrowings . . . . .	. . . . .
<b>TOTAL RECEIPTS AND REVENUES REALIZED . . . . .</b>	<b>\$539,753.18</b>
<b>CAPITAL OUTLAY—1950</b>	
Beaches and boardwalks . . . . .	. . . . .
Buildings and equipment . . . . .	. . . . .
Parks and playgrounds . . . . .	. . . . .
Sewers . . . . .	\$5,920.26
Streets, roads and bridges . . . . .	26.28
Water supply . . . . .	6,810.59
Other . . . . .	722.36

<b>Tax rate . . . . .</b>	<b>\$9.99</b>
Local school tax rate . . . . .	5.63
County tax rate . . . . .	1.49
Local purpose tax rate . . . . .	2.87

### TAXES

Local school tax . . . . .	\$208,722.60	
County taxes . . . . .	55,146.16	
Special district taxes . . . . .	. . . . .	
Local purpose levy . . . . .		\$263,868.76
		108,047.36
<b>Total tax levy (tax duplicate) . . . . .</b>		<b>\$371,916.12</b>

**Per Capita Total Tax Levy . . . . . \$44.14**

<b>Current</b>	
1950 taxes levied (total) . . . . .	\$376,194.16
Collected in 1950 . . . . .	324,287.19
Per cent of levy collected in 1950 . . . . .	86.20
Transferred to liens . . . . .	1,653.00
Cancelled, abated or adjusted . . . . .	2,150.94
Outstanding December 31, 1950 . . . . .	\$48,103.03

<b>All Prior Years Outstanding</b>	
Balance January 1, 1950 . . . . .	\$93,584.91
Collected in 1950 . . . . .	48,136.79
Balance December 31, 1950 . . . . .	\$44,669.74

<b>Tax Title Liens Outstanding</b>	
Balance January 1, 1950 . . . . .	\$22,382.41
Redeemed by cash . . . . .	2,344.86
Balance December 31, 1950 . . . . .	\$21,763.86

<b>Property Acquired by Deed or Foreclosure</b>	
Balance January 1, 1950 . . . . .	\$2,002.00
Sale for cash . . . . .	4,065.00
Balance December 31, 1950 . . . . .	\$1,583.00

### CAPITAL DEBT, DECEMBER 31, 1950

<b>Gross Debt</b>	
School debt . . . . .	\$141,000.00
Self-liquidating debt. . . . .	125,330.00
Other capital debt . . . . .	105,161.00

**TOTAL GROSS DEBT . . . . . \$371,491.00**  
**Per Capita Gross Debt . . . . . \$44.00**

<b>Deductions for</b>	
School debt . . . . .	\$141,000.00
Self-liquidating debt. . . . .	125,330.00
Other capital debt . . . . .	. . . . .

**TOTAL DEDUCTIONS . . . . . 266,330.00**  
**NET DEBT . . . . . \$105,161.00**

<b>Average Assessed Valuations</b>	
Real Property 1948-1949-1950..	\$3,306,963.00
Per Cent of Net Debt . . . . .	3.17

### CURRENT FINANCES DECEMBER 31, 1950

Cash . . . . .	\$134,093.52
Taxes receivable . . . . .	92,772.77
Tax title liens . . . . .	21,763.86
Foreclosed property . . . . .	1,583.00
Accounts receivable . . . . .	. . . . .
State road aid receivable . . . . .	3,606.19
Emergencies and deferred charges . . . . .	. . . . .

**TOTAL ASSETS . . . . . \$253,819.34**

Cash liabilities . . . . .	\$24,193.19
Reserves . . . . .	116,119.63
Surplus revenue . . . . .	113,506.52

**TOTAL LIABILITIES AND SURPLUS . . . . . \$253,819.34**

# HAMPTON BOROUGH—HUNTERDON COUNTY

Population Census, 1950—970  
1940—864

Land Area 1.3 sq. mi.

Net Valuation Taxable \$548,266

## EXPENDITURES AND REQUIRED PAYMENTS FOR 1950

<b>General Government</b>	
Administrative and executive .....	\$4,569.00
Assessment and collection of taxes .....	695.00
Finance Department .....	.....
<b>Protection to Persons &amp; Property</b>	
Fire .....	2,273.86
Police .....	765.00
Other .....	.....
<b>Streets and Roads</b>	
Repairs and maintenance .....	2,378.50
Street lighting .....	1,661.28
<b>Sanitation</b>	
Street cleaning .....	.....
Garbage and ash removal .....	364.00
Sewers .....	.....
<b>Health and Charities</b>	
Health service .....	316.00
Poor (including relief) .....	91.00
Hospitals (aid and maintenance) .....	.....
Other .....	.....
<b>Recreation</b>	
Beaches and boardwalks .....	.....
Parks and playgrounds .....	.....
Other .....	.....
<b>Educational</b>	
(Exclusive of school districts) ..	.....
<b>Unclassified Purposes</b>	
(Including contingent) .....	100.00
<b>SUB-TOTAL—Municipal functions..</b>	<b>\$13,214.64</b>

<b>Per Capita—Municipal functions ....</b>	<b>\$13.62</b>
Capital imp'ts and capital imp't fund	\$1,000.00
<b>Debt Service</b>	
Principal payments ..	.....
Interest payments ..	.....
<b>Total .....</b>	<b>.....</b>

<b>Per Capita Debt Service .....</b>	
<b>Deferred Charges and Statutory Expenditures</b>	
Emergencies .....	.....
Other deferred chgs. ....	\$142.94
<b>Total .....</b>	<b>142.94</b>

<b>TOTAL—Municipal expenditures ...</b>	<b>\$14,356.58</b>
-----------------------------------------	--------------------

<b>Required Payments for Local School, County, and Special District Taxes .....</b>	<b>20,268.36</b>
-------------------------------------------------------------------------------------	------------------

<b>TOTAL EXPENDITURES AND REQUIRED PAYMENTS .....</b>	<b>\$34,624.94</b>
-------------------------------------------------------	--------------------

Reserve for uncollected taxes .....	\$2,985.61
<b>GRAND TOTAL—Budget .....</b>	<b>\$37,610.55</b>

## RECEIPTS AND REVENUES REALIZED IN 1950 TO MEET EXPENDITURES AND REQUIRED PAYMENTS

Surplus revenue appropriated ..	\$1,500.00
Miscellaneous revenues realized ..	3,772.90
State aid revenues realized .....	966.00
<b>Delinquent taxes including</b>	
liens—1950 collections .....	2,705.84
Current taxes—1950 collections..	27,316.12
Emergency borrowings .....	.....
<b>TOTAL RECEIPTS AND REVENUES REALIZED .....</b>	<b>\$36,260.86</b>

## CAPITAL OUTLAY—1950

Beaches and boardwalks .....	.....
Buildings and equipment .....	.....
Parks and playgrounds .....	.....
Sewers .....	.....
Streets, roads and bridges .....	.....
Water supply .....	.....
Other .....	.....

<b>Tax rate .....</b>	<b>\$5.42</b>
Local school tax rate .....	2.73
County tax rate .....	0.97
Local purpose tax rate ....	1.72

## TAXES

Local school tax ...	\$14,971.35	
County taxes .....	5,297.01	
Special district taxes .....	.....	
Local purpose levy .....	.....	\$20,268.36
		9,396.19
<b>Total tax levy (tax duplicate) ..</b>	<b>.....</b>	<b>\$29,664.55</b>

<b>Per Capita Total Tax Levy .....</b>	<b>\$30.58</b>
----------------------------------------	----------------

## Current

1950 taxes levied (total) .....	\$29,867.13
Collected in 1950 .....	27,316.12
Per cent of levy collected in 1950 ...	91.45
Transferred to liens .....	.....
Cancelled, abated or adjusted ...	70.72
Outstanding December 31, 1950 ..	\$2,480.29

## All Prior Years Outstanding

Balance January 1, 1950 .....	\$2,854.16
Collected in 1950 .....	2,705.84
Balance December 31, 1950 .....	\$162.00

## Tax Title Liens Outstanding

Balance January 1, 1950 .....	.....
Redeemed by cash .....	.....
Balance December 31, 1950 .....	.....

## Property Acquired by Deed or Foreclosure

Balance January 1, 1950 .....	\$3,500.00
Sale for cash .....	.....
Balance December 31, 1950 .....	\$3,500.00

## CAPITAL DEBT, DECEMBER 31, 1950

<b>Gross Debt</b>	
School debt .....	\$37,532.00
Self-liquidating debt. ....	.....
Other capital debt ..	.....

**TOTAL GROSS DEBT .....** **\$37,532.00**

**Per Capita Gross Debt .....** **\$38.69**

## Deductions for

School debt .....	\$37,532.00
Self-liquidating debt. ....	.....
Other capital debt ..	.....

**TOTAL DEDUCTIONS .....** **37,532.00**

**NET DEBT .....** **.....**

## Average Assessed Valuations

Real Property 1948-1949-1950..	\$457,096.00
Per Cent of Net Debt .....	.....

## CURRENT FINANCES DECEMBER 31, 1950

Cash .....	\$12,808.31
Taxes receivable .....	2,642.29
Tax title liens .....	.....
Foreclosed property .....	3,500.00
Accounts receivable .....	191.45
State road aid receivable .....	.....
Emergencies and deferred charges ..	.....
<b>TOTAL ASSETS .....</b>	<b>\$19,142.05</b>

Cash liabilities .....	\$3,470.20
Reserves .....	6,333.74
Surplus revenue .....	9,338.11
<b>TOTAL LIABILITIES AND SURPLUS .....</b>	<b>\$19,142.05</b>

## HAMPTON TOWNSHIP—SUSSEX COUNTY

Population Census, 1950—672  
1940—611

Land Area 24.7 sq. mi.

Net Valuation Taxable \$617,520

### EXPENDITURES AND REQUIRED PAYMENTS FOR 1950

<b>General Government</b>	
Administrative and executive . . .	\$2,089.00
Assessment and collection of taxes . . .	735.00
Finance Department . . . . .	75.00
<b>Protection to Persons &amp; Property</b>	
Fire . . . . .	200.00
Police . . . . .	. . . . .
Other . . . . .	. . . . .
<b>Streets and Roads</b>	
Repairs and maintenance . . . . .	15,365.00
Street lighting . . . . .	. . . . .
<b>Sanitation</b>	
Street cleaning . . . . .	. . . . .
Garbage and ash removal . . . . .	. . . . .
Sewers . . . . .	. . . . .
<b>Health and Charities</b>	
Health service . . . . .	50.00
Poor (including relief) . . . . .	175.00
Hospitals (aid and maintenance) . . . . .	250.00
Other . . . . .	56.00
<b>Recreation</b>	
Beaches and boardwalks . . . . .	. . . . .
Parks and playgrounds . . . . .	. . . . .
Other . . . . .	. . . . .
<b>Educational</b>	
(Exclusive of school districts) . . . . .	. . . . .
<b>Unclassified Purposes</b>	
(Including contingent) . . . . .	. . . . .
<b>SUB-TOTAL—Municipal functions..</b>	<b>\$18,995.00</b>

<b>Per Capita—Municipal functions . . . . .</b>	<b>\$28.27</b>
Capital imp'ts and capital imp't fund . . . . .	\$2,000.00
<b>Debt Service</b>	
Principal payments . . . . .	. . . . .
Interest payments . . . . .	. . . . .
Total . . . . .	. . . . .
<b>Per Capita Debt Service</b>	
Deferred Charges and Statutory Expenditures . . . . .	. . . . .
Emergencies . . . . .	. . . . .
Other deferred chgs. . . . .	\$2,911.90
Total . . . . .	2,911.90

**TOTAL—Municipal expenditures . . . . .** \$23,906.90

**Required Payments for Local School, County, and Special District Taxes . . . . .** 30,520.75

**TOTAL EXPENDITURES AND REQUIRED PAYMENTS . . . . .** \$54,427.65

Reserve for uncollected taxes . . . . . \$11,494.10

**GRAND TOTAL—Budget . . . . .** \$65,921.75

### RECEIPTS AND REVENUES REALIZED IN 1950 TO MEET EXPENDITURES AND REQUIRED PAYMENTS

Surplus revenue appropriated . . . . .	\$4,000.00
Miscellaneous revenues realized . . . . .	6,658.20
State aid revenues realized . . . . .	8,101.00
Delinquent taxes including	
liens—1950 collections . . . . .	10,448.41
current taxes—1950 collections..	35,849.49
Emergency borrowings . . . . .	. . . . .

**TOTAL RECEIPTS AND REVENUES REALIZED . . . . .** \$65,057.10

### CAPITAL OUTLAY—1950

Beaches and boardwalks . . . . .	. . . . .
Buildings and equipment . . . . .	. . . . .
Parks and playgrounds . . . . .	. . . . .
Sewers . . . . .	. . . . .
Streets, roads and bridges . . . . .	\$1,121.27
Water supply . . . . .	. . . . .
Other . . . . .	. . . . .

<b>Tax rate . . . . .</b>	<b>\$6.91</b>
Local school tax rate . . . . .	3.24
County tax rate . . . . .	1.70
Local purpose tax rate . . . . .	1.97

### TAXES

Local school tax . . . . .	\$20,000.00	
County taxes . . . . .	10,520.75	
Special district taxes . . . . .	. . . . .	
Local purpose levy . . . . .	. . . . .	\$30,520.75
		12,100.00
<b>Total tax levy (tax duplicate) . . . . .</b>		<b>\$42,620.75</b>

**Per Capita Total Tax Levy . . . . .** \$63.42

### Current

1950 taxes levied (total) . . . . .	\$42,620.75
Collected in 1950 . . . . .	35,849.49
Per cent of levy collected in 1950 . . . . .	84.11
Transferred to liens . . . . .	. . . . .
Cancelled, abated or adjusted . . . . .	. . . . .
Outstanding December 31, 1950 . . . . .	\$6,771.26

### All Prior Years Outstanding

Balance January 1, 1950 . . . . .	\$11,711.56
Collected in 1950 . . . . .	10,323.74
Balance December 31, 1950 . . . . .	\$1,188.58

### Tax Title Liens Outstanding

Balance January 1, 1950 . . . . .	\$2,757.11
Redeemed by cash . . . . .	124.67
Balance December 31, 1950 . . . . .	\$2,529.00

### Property Acquired by Deed or Foreclosure

Balance January 1, 1950 . . . . .	. . . . .
Sale for cash . . . . .	. . . . .
Balance December 31, 1950 . . . . .	. . . . .

### CAPITAL DEBT, DECEMBER 31, 1950

#### Gross Debt

School debt . . . . .	. . . . .
Self-liquidating debt . . . . .	. . . . .
Other capital debt . . . . .	. . . . .

#### TOTAL GROSS DEBT

**Per Capita Gross Debt . . . . .** . . . . .

#### Deductions for

School debt . . . . .	. . . . .
Self-liquidating debt . . . . .	. . . . .
Other capital debt . . . . .	. . . . .

#### TOTAL DEDUCTIONS

**NET DEBT . . . . .** . . . . .

#### Average Assessed Valuations

**Real Property 1948-1949-1950..** \$526,128.00

#### Per Cent of Net Debt

<b>CURRENT FINANCES DECEMBER 31, 1950</b>	
Cash . . . . .	\$29,997.12
Taxes receivable . . . . .	7,959.84
Tax title liens . . . . .	2,529.00
Foreclosed property . . . . .	. . . . .
Accounts receivable . . . . .	159.94
State road aid receivable . . . . .	. . . . .
Emergencies and deferred charges . . . . .	194.40
<b>TOTAL ASSETS . . . . .</b>	<b>\$40,840.30</b>
Cash liabilities . . . . .	\$1,310.18
Reserves . . . . .	10,648.78
Surplus revenue . . . . .	28,881.34
<b>TOTAL LIABILITIES AND SURPLUS . . . . .</b>	<b>\$40,840.30</b>

# HANOVER TOWNSHIP—MORRIS COUNTY

Population Census, 1950—3,761      Land Area 10.8 sq. mi.      Net Valuation Taxable \$4,004,875  
 1940—2,812

## EXPENDITURES AND REQUIRED PAYMENTS FOR 1950

<b>General Government</b>	
Administrative and executive .....	\$12,285.00
Assessment and collection of taxes .....	9,170.00
Finance Department .....	2,175.00
<b>Protection to Persons &amp; Property</b>	
Fire .....	
Police .....	31,660.00
Other .....	
<b>Streets and Roads</b>	
Repairs and maintenance .....	34,059.91
Street lighting .....	
<b>Sanitation</b>	
Street cleaning .....	
Garbage and ash removal .....	5,000.00
Sewers .....	
<b>Health and Charities</b>	
Health service .....	1,350.00
Poor (including relief) .....	2,015.00
Hospitals (aid and maintenance) .....	
Other .....	
<b>Recreation</b>	
Beaches and boardwalks .....	
Parks and playgrounds .....	500.00
Other .....	
<b>Educational</b>	
(Exclusive of school districts) ..	
<b>Unclassified Purposes</b>	
(Including contingent) .....	1,400.00
<b>SUB-TOTAL—Municipal functions..</b>	<b>\$99,614.91</b>

<b>Per Capita—Municipal functions .....</b>	<b>\$26.49</b>
Capital imp'ts and capital imp't fund .....	\$7,126.20
<b>Debt Service</b>	
Principal payments ..	
Interest payments ..	
<b>Total .....</b>	
<b>Per Capita Debt Service .....</b>	
<b>Deferred Charges and Statutory Expenditures</b>	
Emergencies .....	
Other deferred chgs. .....	\$7,931.32
<b>Total .....</b>	<b>7,931.32</b>

**TOTAL—Municipal expenditures ..**      **\$114,672.43**

**Required Payments for Local School, County, and Special District Taxes .....**      **215,233.19**

**TOTAL EXPENDITURES AND REQUIRED PAYMENTS .....**      **\$329,905.62**

Reserve for uncollected taxes .....

**GRAND TOTAL—Budget .....**      **\$371,175.86**

## RECEIPTS AND REVENUES REALIZED IN 1950 TO MEET EXPENDITURES AND REQUIRED PAYMENTS

Surplus revenue appropriated ..	\$40,000.00
Miscellaneous revenues realized ..	45,579.64
State aid revenues realized .....	3,557.01
<b>Delinquent taxes including</b>	
Liens—1950 collections .....	13,507.32
Current taxes—1950 collections..	258,119.03
Emergency borrowings .....	
<b>TOTAL RECEIPTS AND REVENUES REALIZED .....</b>	<b>\$360,763.00</b>

### CAPITAL OUTLAY—1950

Beaches and boardwalks .....	
Buildings and equipment .....	
Parks and playgrounds .....	
Sewers .....	
Streets, roads and bridges .....	\$2,111.12
Water supply .....	
Other .....	

<b>Tax rate .....</b>	<b>\$6.21</b>
Local school tax rate .....	3.77
County tax rate .....	1.00
Local purpose tax rate .....	1.44

### TAXES

Local school tax ...	\$151,100.93	
County taxes .....	40,109.74	
Special district taxes .....	24,022.52	
<b>Local purpose levy .....</b>		<b>\$215,233.19</b>
		57,974.25
<b>Total tax levy (tax duplicate) ..</b>		<b>\$273,207.44</b>
<b>Per Capita Total Tax Levy .....</b> <b>\$72.64</b>		

<b>Current</b>	
1950 taxes levied (total) .....	\$277,265.58
Collected in 1950 .....	258,119.03
Per cent of levy collected in 1950 ...	93.09
Transferred to liens .....	1,126.13
Cancelled, abated or adjusted .....	1,991.30
Outstanding December 31, 1950 ..	\$16,029.12

<b>All Prior Years Outstanding</b>	
Balance January 1, 1950 .....	\$16,817.68
Collected in 1950 .....	12,380.43
Balance December 31, 1950 .....	\$2,905.17

<b>Tax Title Liens Outstanding</b>	
Balance January 1, 1950 .....	\$14,433.50
Redeemed by cash .....	1,126.89
Balance December 31, 1950 .....	\$6,945.76

<b>Property Acquired by Deed or Foreclosure</b>	
Balance January 1, 1950 .....	\$5,750.00
Sale for cash .....	2,890.00
Balance December 31, 1950 .....	\$9,925.00

### CAPITAL DEBT, DECEMBER 31, 1950

<b>Gross Debt</b>	
School debt .....	\$119,000.00
Self-liquidating debt. ....	1,126.89
Other capital debt ..	50,967.00
<b>TOTAL GROSS DEBT .....</b>	<b>\$169,967.00</b>
<b>Per Capita Gross Debt .....</b>	<b>\$45.19</b>

<b>Deductions for</b>	
School debt .....	\$119,000.00
Self-liquidating debt. ....	1,126.89
Other capital debt ..	119,000.00
<b>TOTAL DEDUCTIONS .....</b>	<b>119,000.00</b>
<b>NET DEBT .....</b>	<b>\$50,967.00</b>

<b>Average Assessed Valuations</b>	
Real Property 1948-1949-1950..	\$2,835,665.00
<b>Per Cent of Net Debt .....</b>	<b>1.79</b>

### CURRENT FINANCES DECEMBER 31, 1950

Cash .....	\$54,250.35
Taxes receivable .....	18,934.29
Tax title liens .....	6,945.76
Foreclosed property .....	9,925.00
Accounts receivable .....	14,966.37
State road aid receivable .....	3,982.02
Emergencies and deferred charges ..	1,565.57
<b>TOTAL ASSETS .....</b>	<b>\$110,569.36</b>

Cash liabilities .....	\$4,878.18
Reserves .....	50,771.42
Surplus revenue .....	54,919.76
<b>TOTAL LIABILITIES AND SURPLUS .....</b>	<b>\$110,569.36</b>

## HARDING TOWNSHIP—MORRIS COUNTY

Population Census, 1950—1,970  
1940—1,565

Land Area 16.7 sq. mi.

Net Valuation Taxable \$3,610,775

<b>EXPENDITURES AND REQUIRED PAYMENTS FOR 1950</b>	
<b>General Government</b>	
Administrative and executive .....	\$9,075.00
Assessment and collection of taxes .....	3,185.00
Finance Department .....	1,040.00
<b>Protection to Persons &amp; Property</b>	
Fire .....	1,150.00
Police .....	7,575.00
Other .....	.....
<b>Streets and Roads</b>	
Repairs and maintenance .....	20,783.33
Street lighting .....	.....
<b>Sanitation</b>	
Street cleaning .....	.....
Garbage and ash removal .....	.....
Sewers .....	.....
<b>Health and Charities</b>	
Health service .....	2,525.00
Poor (including relief) .....	1,000.00
Hospitals (aid and maintenance) .....	.....
Other .....	.....
<b>Recreation</b>	
Beaches and boardwalks .....	.....
Parks and playgrounds .....	.....
Other .....	500.00
<b>Educational</b>	
(Exclusive of school districts) ..	200.00
<b>Unclassified Purposes</b>	
(Including contingent) .....	550.00
<b>SUB-TOTAL—Municipal functions..</b>	<b>\$47,583.33</b>

<b>Per Capita—Municipal functions ...</b>	<b>\$24.15</b>
Capital imp'ts and capital imp't fund	\$1,000.00
<b>Debt Service</b>	
Principal payments ..	\$5,250.00
Interest payments ..	105.00
<b>Total .....</b>	<b>5,355.00</b>
<b>Per Capita Debt Service .....</b>	<b>\$2.72</b>
<b>Deferred Charges and Statutory Expenditures</b>	
Emergencies .....	.....
Other deferred chgs. ..	\$4,793.03
<b>Total .....</b>	<b>4,793.03</b>

<b>TOTAL—Municipal expenditures ...</b>	<b>58,731.36</b>
-----------------------------------------	------------------

<b>Required Payments for Local School, County, and Special District Taxes .....</b>	<b>122,573.79</b>
-------------------------------------------------------------------------------------	-------------------

<b>TOTAL EXPENDITURES AND REQUIRED PAYMENTS .....</b>	<b>\$181,305.15</b>
-------------------------------------------------------	---------------------

Reserve for uncollected taxes .....	\$26,669.16
-------------------------------------	-------------

<b>GRAND TOTAL—Budget .....</b>	<b>\$207,974.31</b>
---------------------------------	---------------------

<b>RECEIPTS AND REVENUES REALIZED IN 1950 TO MEET EXPENDITURES AND REQUIRED PAYMENTS</b>	
Surplus revenue appropriated ..	\$16,400.00
Miscellaneous revenues realized.	16,585.02
State aid revenues realized .....	5,014.40

Delinquent taxes including	.....
liens—1950 collections .....	10,369.02
current taxes—1950 collections..	156,469.39
Emergency borrowings .....	.....
<b>TOTAL RECEIPTS AND REVENUES REALIZED .....</b>	<b>\$204,837.83</b>

<b>CAPITAL OUTLAY—1950</b>	
Beaches and boardwalks .....	.....
Buildings and equipment .....	.....
Parks and playgrounds .....	.....
Sewers .....	.....
Streets, roads and bridges .....	\$1,562.00
Water supply .....	.....
Other .....	.....

Tax rate .....	\$4.67
Local school tax rate .....	2.35
County tax rate .....	1.00
Local purpose tax rate .....	1.32

<b>TAXES</b>	
Local school tax ...	\$84,825.17
County taxes .....	36,348.62
Special district taxes .....	1,400.00
Local purpose levy .....	\$122,573.79
.....	47,265.52
<b>Total tax levy (tax duplicate) ..</b>	<b>\$169,839.31</b>

<b>Per Capita Total Tax Levy .....</b>	<b>\$86.21</b>
<b>Current</b>	
1950 taxes levied (total) .....	\$170,757.61
Collected in 1950 .....	156,469.39
Per cent of levy collected in 1950 ...	91.63
Transferred to liens .....	.....
Cancelled, abated or adjusted .....	318.27
Outstanding December 31, 1950 ..	\$13,969.95

<b>All Prior Years Outstanding</b>	
Balance January 1, 1950 .....	\$15,399.64
Collected in 1950 .....	10,369.02
Balance December 31, 1950 .....	\$5,022.01

<b>Tax Title Liens Outstanding</b>	
Balance January 1, 1950 .....	.....
Redeemed by cash .....	.....
Balance December 31, 1950 .....	.....

<b>Property Acquired by Deed or Foreclosure</b>	
Balance January 1, 1950 .....	.....
Sale for cash .....	.....
Balance December 31, 1950 .....	.....

### CAPITAL DEBT, DECEMBER 31, 1950

<b>Gross Debt</b>	
School debt .....	\$242,000.00
Self-liquidating debt. ....	.....
Other capital debt ..	.....

<b>TOTAL GROSS DEBT .....</b>	<b>\$242,000.00</b>
<b>Per Capita Gross Debt .....</b>	<b>\$122.84</b>

<b>Deductions for</b>	
School debt .....	\$195,940.00
Self-liquidating debt. ....	.....
Other capital debt ..	.....

<b>TOTAL DEDUCTIONS .....</b>	<b>195,940.00</b>
-------------------------------	-------------------

<b>NET DEBT .....</b>	<b>\$46,060.00</b>
-----------------------	--------------------

<b>Average Assessed Valuations</b>	
Real Property 1948-1949-1950..	\$3,265,667.00
Per Cent of Net Debt .....	1.41

### CURRENT FINANCES DECEMBER 31, 1950

Cash .....	\$56,800.22
Taxes receivable .....	18,991.96
Tax title liens .....	.....
Foreclosed property .....	.....
Accounts receivable .....	8,584.81
State road aid receivable ..	.....
Emergencies and deferred charges ..	110.95

<b>TOTAL ASSETS .....</b>	<b>\$84,487.94</b>
---------------------------	--------------------

Cash liabilities .....	\$18,421.18
Reserves .....	27,576.77
Surplus revenue .....	38,489.99

<b>TOTAL LIABILITIES AND SURPLUS .....</b>	<b>\$84,487.94</b>
--------------------------------------------	--------------------

## HARDWICK TOWNSHIP—WARREN COUNTY

Population Census, 1950—367  
1940—367

Land Area 17.8 sq. mi.

Net Valuation Taxable \$284,623

### EXPENDITURES AND REQUIRED PAYMENTS FOR 1950

<b>General Government</b>	
Administrative and executive .....	\$1,700.00
Assessment and collection of taxes .....	500.00
Finance Department .....	125.00
<b>Protection to Persons &amp; Property</b>	
Fire .....	100.00
Police .....	.....
Other .....	.....
<b>Streets and Roads</b>	
Repairs and maintenance .....	12,898.89
Street lighting .....	.....
<b>Sanitation</b>	
Street cleaning .....	.....
Garbage and ash removal .....	.....
Sewers .....	.....
<b>Health and Charities</b>	
Health service .....	115.00
Poor (including relief) .....	25.00
Hospitals (aid and maintenance) .....	.....
Other .....	.....
<b>Recreation</b>	
Beaches and boardwalks .....	.....
Parks and playgrounds .....	.....
Other .....	.....
<b>Educational</b>	
(Exclusive of school districts) ..	.....
<b>Unclassified Purposes</b>	
(Including contingent) .....	50.00
<b>SUB-TOTAL—Municipal functions..</b>	<b>\$15,513.89</b>

<b>Per Capita—Municipal functions .....</b>	<b>\$42.27</b>
Capital imp'ts and capital imp't fund .....	.....
<b>Debt Service</b>	
Principal payments ..	.....
Interest payments ..	\$150.00
<b>Total .....</b>	<b>150.00</b>
<b>Per Capita Debt Service .....</b>	<b>\$0.41</b>
<b>Deferred Charges and Statutory Expenditures</b>	
Emergencies .....	.....
Other deferred chgs. ..	\$627.34
<b>Total .....</b>	<b>627.34</b>

**TOTAL—Municipal expenditures ...** \$16,291.23

**Required Payments for Local School, County, and Special District Taxes .....** 10,142.25

**TOTAL EXPENDITURES AND REQUIRED PAYMENTS .....** \$26,433.48

Reserve for uncollected taxes .....

\$1,024.10

**GRAND TOTAL—Budget .....** \$27,457.58

### RECEIPTS AND REVENUES REALIZED IN 1950 TO MEET EXPENDITURES AND REQUIRED PAYMENTS

Surplus revenue appropriated ..	\$2,400.00
Miscellaneous revenues realized ..	4,604.31
State aid revenues realized .....	9,134.00
Delinquent taxes including	
liens—1950 collections .....	582.27
current taxes—1950 collections ..	12,334.75
Emergency borrowings .....	.....

**TOTAL RECEIPTS AND REVENUES REALIZED .....** \$29,055.33

### CAPITAL OUTLAY—1950

Beaches and boardwalks .....	.....
Buildings and equipment .....	.....
Parks and playgrounds .....	.....
Sewers .....	.....
Streets, roads and bridges .....	.....
Water supply .....	.....
Other .....	.....

<b>Tax rate .....</b>	<b>\$4.52</b>
Local school tax rate .....	2.11
County tax rate .....	1.46
Local purpose tax rate .....	0.95

### TAXES

Local school tax ...	\$6,000.00	
County taxes .....	4,142.25	
Special district taxes .....	.....	
<b>Local purpose levy .....</b>	<b>2,731.33</b>	\$10,142.25
<b>Total tax levy (tax duplicate) ..</b>	<b>\$12,873.58</b>	

**Per Capita Total Tax Levy .....** \$35.08

### Current

1950 taxes levied (total) .....	\$12,869.49
Collected in 1950 .....	12,334.75
Per cent of levy collected in 1950 ...	95.84
Transferred to liens .....	.....
Cancelled, abated or adjusted ..	49.72
Outstanding December 31, 1950 ..	\$485.02

### All Prior Years Outstanding

Balance January 1, 1950 .....	\$601.89
Collected in 1950 .....	582.27
Balance December 31, 1950 .....	\$19.62

### Tax Title Liens Outstanding

Balance January 1, 1950 .....	.....
Redeemed by cash .....	.....
Balance December 31, 1950 .....	.....

### Property Acquired by Deed or Foreclosure

Balance January 1, 1950 .....	.....
Sale for cash .....	.....
Balance December 31, 1950 .....	.....

### CAPITAL DEBT, DECEMBER 31, 1950

#### Gross Debt

School debt .....	.....
Self-liquidating debt .....	.....
Other capital debt ..	.....

**TOTAL GROSS DEBT .....** .....

**Per Capita Gross Debt .....** .....

#### Deductions for

School debt .....	.....
Self-liquidating debt .....	.....
Other capital debt ..	.....

**TOTAL DEDUCTIONS .....** .....

**NET DEBT .....** .....

#### Average Assessed Valuations

Real Property 1948-1949-1950 ..	\$232,211.00
Per Cent of Net Debt .....	.....

### CURRENT FINANCES DECEMBER 31, 1950

Cash .....	\$11,382.70
Taxes receivable .....	504.64
Tax title liens .....	.....
Foreclosed property .....	.....
Accounts receivable .....	.....
State road aid receivable .....	1,440.00
Emergencies and deferred charges ..	984.47

**TOTAL ASSETS .....** \$14,311.81

Cash liabilities .....	\$3,876.87
Reserves .....	504.64
Surplus revenue .....	9,930.30

**TOTAL LIABILITIES AND SURPLUS .....** \$14,311.81

\* Includes \$16,050.00 school emergency of 1950.

## HARDYSTON TOWNSHIP—SUSSEX COUNTY

Population Census, 1950—1,278  
1940—1,034

Land Area 32.6 sq. mi.

Net Valuation Taxable \$927,580

### EXPENDITURES AND RE- QUIRED PAYMENTS FOR 1950

<b>General Government</b>	
Administrative and executive . . . . .	\$3,033.98
Assessment and collection of taxes . . . . .	1,350.00
Finance Department . . . . .	336.20
<b>Protection to Persons &amp; Property</b>	
Fire . . . . .	250.00
Police . . . . .	425.00
Other . . . . .	. . . . .
<b>Streets and Roads</b>	
Repairs and maintenance . . . . .	12,429.82
Street lighting . . . . .	. . . . .
<b>Sanitation</b>	
Street cleaning . . . . .	. . . . .
Garbage and ash removal . . . . .	. . . . .
Sewers . . . . .	. . . . .
<b>Health and Charities</b>	
Health service . . . . .	350.00
Poor (including relief) . . . . .	500.00
Hospitals (aid and maintenance) . . . . .	. . . . .
Other . . . . .	225.00
<b>Recreation</b>	
Beaches and boardwalks . . . . .	. . . . .
Parks and playgrounds . . . . .	. . . . .
Other . . . . .	. . . . .
<b>Educational</b>	
(Exclusive of school districts) . . . . .	. . . . .
<b>Unclassified Purposes</b>	
(Including contingent) . . . . .	. . . . .
<b>SUB-TOTAL—Municipal functions..</b>	<b>\$18,900.00</b>

<b>Per Capita—Municipal functions . . . . .</b>	
Capital imp'ts and capital imp't fund	\$6,904.00
<b>Debt Service</b>	
Principal payments . . . . .	. . . . .
Interest payments . . . . .	\$100.00
Total . . . . .	100.00
<b>Per Capita Debt Service . . . . .</b>	
Deferred Charges and Statutory Expenditures	\$0.08
Emergencies . . . . .	. . . . .
Other deferred chgs. . . . .	\$6,789.57
Total . . . . .	6,789.57

<b>TOTAL—Municipal expenditures . . . . .</b>	<b>\$32,693.57</b>
<b>Required Payments for Local School, County, and Special District Taxes . . . . .</b>	
	58,142.94
<b>TOTAL EXPENDITURES AND REQUIRED PAYMENTS . . . . .</b>	<b>\$90,836.51</b>
Reserve for uncollected taxes . . . . .	\$12,948.43
<b>GRAND TOTAL—Budget . . . . .</b>	<b>\$103,784.94</b>

<b>RECEIPTS AND REVENUES REALIZED IN 1950 TO MEET EXPENDITURES AND RE-REQUIRED PAYMENTS</b>	
Surplus revenue appropriated . . . . .	\$10,000.00
Miscellaneous revenues realized . . . . .	10,506.50
State aid revenues realized . . . . .	6,542.00
<b>Delinquent taxes including</b>	
liens—1950 collections . . . . .	7,820.54
current taxes—1950 collections..	59,067.74
Emergency borrowings . . . . .	. . . . .
<b>TOTAL RECEIPTS AND REVENUES REALIZED . . . . .</b>	<b>\$93,936.78</b>

<b>CAPITAL OUTLAY—1950</b>	
Beaches and boardwalks . . . . .	. . . . .
Buildings and equipment . . . . .	. . . . .
Parks and playgrounds . . . . .	. . . . .
Sewers . . . . .	. . . . .
Streets, roads and bridges . . . . .	\$9,748.81
Water supply . . . . .	. . . . .
Other . . . . .	. . . . .

<b>Tax rate . . . . .</b>	<b>\$7.72</b>
Local school tax rate . . . . .	4.55
County tax rate . . . . .	1.71
Local purpose tax rate . . . . .	1.46

### TAXES

Local school tax . . . . .	\$42,236.64	
County taxes . . . . .	15,906.30	
Special district taxes . . . . .	. . . . .	
Local purpose levy . . . . .	. . . . .	\$58,142.94
Total tax levy (tax duplicate) . . . . .		<u>\$71,542.94</u>

<b>Per Capita Total Tax Levy . . . . .</b>	<b>\$55.98</b>
--------------------------------------------	----------------

<b>Current</b>	
1950 taxes levied (total) . . . . .	\$71,544.60
Collected in 1950 . . . . .	59,067.74
Per cent of levy col-lected in 1950 . . . . .	82.56
Transferred to liens . . . . .	. . . . .
Cancelled, abated or adjusted . . . . .	326.29
Outstanding December 31, 1950 . . . . .	<u>\$12,150.57</u>

<b>All Prior Years Outstanding</b>	
Balance January 1, 1950 . . . . .	\$8,629.13
Collected in 1950 . . . . .	7,795.54
Balance December 31, 1950 . . . . .	<u>\$671.70</u>

<b>Tax Title Liens Outstanding</b>	
Balance January 1, 1950 . . . . .	\$47.41
Redeemed by cash . . . . .	25.00
Balance December 31, 1950 . . . . .	<u>\$22.41</u>

<b>Property Acquired by Deed or Foreclosure</b>	
Balance January 1, 1950 . . . . .	. . . . .
Sale for cash . . . . .	. . . . .
Balance December 31, 1950 . . . . .	<u>. . . . .</u>

### CAPITAL DEBT, DECEMBER 31, 1950

<b>Gross Debt</b>	
School debt . . . . .	. . . . .
Self-liquidating debt. . . . .	. . . . .
Other capital debt . . . . .	. . . . .
<b>TOTAL GROSS DEBT . . . . .</b>	<b>. . . . .</b>
<b>Per Capita Gross Debt . . . . .</b>	<b>. . . . .</b>

<b>Deductions for</b>	
School debt . . . . .	. . . . .
Self-liquidating debt. . . . .	. . . . .
Other capital debt . . . . .	. . . . .

<b>TOTAL DEDUCTIONS . . . . .</b>	<b>. . . . .</b>
<b>NET DEBT . . . . .</b>	<b>. . . . .</b>

<b>Average Assessed Valuations</b>	
Real Property 1948-1949-1950..	\$841,305.00
Per Cent of Net Debt . . . . .	. . . . .

<b>CURRENT FINANCES DECEMBER 31, 1950</b>	
Cash . . . . .	\$39,759.23
Taxes receivable . . . . .	12,822.27
Tax title liens . . . . .	22.41
Foreclosed property . . . . .	. . . . .
Accounts receivable . . . . .	418.28
State road aid receivable . . . . .	. . . . .
Emergencies and deferred charges . . . . .	484.57
<b>TOTAL ASSETS . . . . .</b>	<b>\$53,506.76</b>
Cash liabilities . . . . .	\$12,675.08
Reserves . . . . .	13,262.96
Surplus revenue . . . . .	27,568.72
<b>TOTAL LIABILITIES AND SURPLUS . . . . .</b>	<b>\$53,506.76</b>

## HARMONY TOWNSHIP—WARREN COUNTY

Population Census, 1950—1,761  
1940—1,465

Land Area 24.3 sq. mi.

Net Valuation Taxable \$908,715

### EXPENDITURES AND RE- QUIRED PAYMENTS FOR 1950

<b>General Government</b>	
Administrative and executive .....	\$2,700.00
Assessment and collection of taxes .....	1,200.00
Finance Department .....	.....
<b>Protection to Persons &amp; Property</b>	
Fire .....	300.00
Police .....	.....
Other .....	.....
<b>Streets and Roads</b>	
Repairs and maintenance .....	17,000.00
Street lighting .....	.....
<b>Sanitation</b>	
Street cleaning .....	.....
Garbage and ash removal .....	.....
Sewers .....	.....
<b>Health and Charities</b>	
Health service .....	250.00
Poor (including relief) .....	700.00
Hospitals (aid and maintenance) .....	.....
Other .....	.....
<b>Recreation</b>	
Beaches and boardwalks .....	.....
Parks and playgrounds .....	.....
Other .....	.....
<b>Educational</b>	
(Exclusive of school districts) ..	.....
<b>Unclassified Purposes</b>	
(Including contingent) .....	100.00
<b>SUB-TOTAL—Municipal functions..</b>	<b>\$22,250.00</b>

<b>Per Capita—Municipal functions .....</b>	<b>\$12.63</b>
Capital imp'ts and capital imp't fund .....	\$5,555.55
<b>Debt Service</b>	
Principal payments ..	.....
Interest payments ..	\$100.00

Total .....	100.00
<b>Per Capita Debt Service</b>	
.....	<b>\$0.06</b>
<b>Deferred Charges and Statutory Expenditures</b>	
Emergencies .....	.....
Other deferred chgs. ....	.....

Total .....	.....
<b>TOTAL—Municipal expenditures ..</b>	<b>\$27,905.55</b>

<b>Required Payments for Local School, County, and Special District Taxes .....</b>	<b>58,960.10</b>
-------------------------------------------------------------------------------------	------------------

<b>TOTAL EXPENDITURES AND REQUIRED PAYMENTS .....</b>	<b>\$86,865.65</b>
-------------------------------------------------------	--------------------

Reserve for uncollected taxes .....	\$13,003.90
-------------------------------------	-------------

<b>GRAND TOTAL—Budget .....</b>	<b>\$99,869.55</b>
---------------------------------	--------------------

### RECEIPTS AND REVENUES REALIZED IN 1950 TO MEET EXPENDITURES AND RE- QUIRED PAYMENTS

Surplus revenue appropriated ..	\$5,000.00
Miscellaneous revenues realized ..	10,015.48
State aid revenues realized .....	10,309.00
Delinquent taxes including	.....
liens—1950 collections .....	11,400.85
Current taxes—1950 collections ..	53,075.92
Emergency borrowings .....	.....

<b>TOTAL RECEIPTS AND REVENUES REALIZED .....</b>	<b>\$89,801.25</b>
---------------------------------------------------	--------------------

### CAPITAL OUTLAY—1950

Beaches and boardwalks .....	.....
Buildings and equipment .....	.....
Parks and playgrounds .....	.....
Sewers .....	.....
Streets, roads and bridges .....	.....
Water supply .....	.....
Other .....	.....

<b>Tax rate .....</b>	<b>\$7.23</b>
Local school tax rate .....	5.03
County tax rate .....	1.46
Local purpose tax rate .....	0.74

### TAXES

Local school tax ..	\$45,702.03	
County taxes .....	13,253.07	
Special district taxes .....	.....	
Local purpose levy .....	6,700.45	\$58,960.10
<b>Total tax levy (tax duplicate) ..</b>	<b>\$65,660.55</b>	

<b>Per Capita Total Tax Levy .....</b>	<b>\$37.29</b>
----------------------------------------	----------------

<b>Current</b>	
1950 taxes levied (total) .....	\$66,148.07
Collected in 1950 .....	53,075.92
Per cent of levy collected in 1950 ..	80.23
Transferred to liens .....	344.40
Cancelled, abated or adjusted ..	.....
Outstanding December 31, 1950 ..	\$12,727.75

<b>All Prior Years Outstanding</b>	
Balance January 1, 1950 .....	\$12,397.37
Collected in 1950 .....	11,077.82
Balance December 31, 1950 .....	\$848.22

<b>Tax Title Liens Outstanding</b>	
Balance January 1, 1950 .....	\$4,243.52
Redeemed by cash .....	323.03
Balance December 31, 1950 .....	\$4,284.91

<b>Property Acquired by Deed or Foreclosure</b>	
Balance January 1, 1950 .....	.....
Sale for cash .....	.....
Balance December 31, 1950 .....	.....

### CAPITAL DEBT, DECEMBER 31, 1950

<b>Gross Debt</b>	
School debt .....	.....
Self-liquidating debt. ....	.....
Other capital debt ..	.....

<b>TOTAL GROSS DEBT .....</b>	<b>.....</b>
<b>Per Capita Gross Debt .....</b>	<b>.....</b>

<b>Deductions for</b>	
School debt .....	.....
Self-liquidating debt. ....	.....
Other capital debt ..	.....

<b>TOTAL DEDUCTIONS .....</b>	<b>.....</b>
-------------------------------	--------------

<b>NET DEBT .....</b>	<b>.....</b>
-----------------------	--------------

<b>Average Assessed Valuations</b>	
Real Property 1948-1949-1950 ..	\$802,441.00
Per Cent of Net Debt .....	.....

### CURRENT FINANCES DECEMBER 31, 1950

Cash .....	.....
Taxes receivable .....	\$20,702.61
Tax title liens .....	13,575.97
Foreclosed property .....	4,284.91
Accounts receivable .....	.....
State road aid receivable .....	8,188.82
Emergencies and deferred charges ..	.....

<b>TOTAL ASSETS .....</b>	<b>\$46,752.31</b>
---------------------------	--------------------

Cash liabilities .....	\$11,148.10
Reserves .....	17,860.88
Surplus revenue .....	17,743.33

<b>TOTAL LIABILITIES AND SURPLUS .....</b>	<b>\$46,752.31</b>
--------------------------------------------	--------------------

## HARRINGTON PARK BOROUGH—BERGEN COUNTY

Population Census, 1950—1,629  
1940—1,389

Land Area 2.04 sq. mi.

Net Valuation Taxable \$1,634,246

### EXPENDITURES AND REQUIRED PAYMENTS FOR 1950

<b>General Government</b>	
Administrative and executive .....	\$7,150.00
Assessment and collection of taxes .....	5,600.00
Finance Department .....	.....
<b>Protection to Persons &amp; Property</b>	
Fire .....	8,525.00
Police .....	6,625.00
Other .....	.....
<b>Streets and Roads</b>	
Repairs and maintenance .....	12,950.00
Street lighting .....	2,675.00
<b>Sanitation</b>	
Street cleaning .....	.....
Garbage and ash removal .....	.....
Sewers .....	.....
<b>Health and Charities</b>	
Health service .....	1,935.00
Poor (including relief) .....	125.00
Hospitals (aid and maintenance) .....	.....
Other .....	.....
<b>Recreation</b>	
Beaches and boardwalks .....	.....
Parks and playgrounds .....	.....
Other .....	350.00
<b>Educational</b>	
(Exclusive of school districts) ..	.....
<b>Unclassified Purposes</b>	
(Including contingent) .....	.....
<b>SUB-TOTAL—Municipal functions..</b>	<b>\$45,935.00</b>

<b>Per Capita—Municipal functions .....</b>	<b>\$28.20</b>
Capital imp'ts and capital imp't fund .....	.....
<b>Debt Service</b>	
Principal payments ..	.....
Interest payments ..	.....
Total .....	.....
<b>Per Capita Debt Service .....</b>	
<b>Deferred Charges and Statutory Expenditures</b>	
Emergencies .....	.....
Other deferred chgs. ....	.....
Total .....	.....
<b>TOTAL—Municipal expenditures ...</b>	<b>\$45,935.00</b>

<b>Required Payments for Local School, County, and Special District Taxes .....</b>	<b>73,464.35</b>
-------------------------------------------------------------------------------------	------------------

<b>TOTAL EXPENDITURES AND REQUIRED PAYMENTS .....</b>	<b>\$119,399.35</b>
-------------------------------------------------------	---------------------

Reserve for uncollected taxes .....	\$9,610.00
-------------------------------------	------------

<b>GRAND TOTAL—Budget .....</b>	<b>\$129,009.35</b>
---------------------------------	---------------------

### RECEIPTS AND REVENUES REALIZED IN 1950 TO MEET EXPENDITURES AND REQUIRED PAYMENTS

Surplus revenue appropriated ..	\$10,500.00
Miscellaneous revenues realized ..	28,028.13
State aid revenues realized .....	2,034.00
<b>Delinquent taxes including</b>	
liens—1950 collections .....	6,553.15
Current taxes—1950 collections..	88,123.58
Emergency borrowings .....	.....

<b>TOTAL RECEIPTS AND REVENUES REALIZED .....</b>	<b>\$135,238.86</b>
---------------------------------------------------	---------------------

### CAPITAL OUTLAY—1950

Beaches and boardwalks .....	.....
Buildings and equipment .....	.....
Parks and playgrounds .....	.....
Sewers .....	.....
Streets, roads and bridges .....	.....
Water supply .....	.....
Other .....	.....

<b>Tax rate .....</b>	<b>\$5.87</b>
Local school tax rate .....	3.68
County tax rate .....	0.81
Local purpose tax rate .....	1.38

### TAXES

Local school tax ...	\$60,173.23	
County taxes .....	13,291.12	
Special district taxes .....	.....	
<b>Local purpose levy .....</b>	<b>22,426.00</b>	\$73,464.35
<b>Total tax levy (tax duplicate) ..</b>	<b>\$95,890.35</b>	

<b>Per Capita Total Tax Levy .....</b>	<b>\$58.86</b>
----------------------------------------	----------------

### Current

1950 taxes levied (total) .....	\$97,393.44
Collected in 1950 .....	88,123.58
Per cent of levy collected in 1950 ...	90.48
Transferred to liens .....	1,449.01
Cancelled, abated or adjusted .....	218.47
Outstanding December 31, 1950 ..	\$7,602.38

### All Prior Years Outstanding

Balance January 1, 1950 .....	\$7,846.03
Collected in 1950 .....	6,330.34
Balance December 31, 1950 .....	\$1,467.84

### Tax Title Liens Outstanding

Balance January 1, 1950 .....	\$22,007.32
Redeemed by cash .....	221.81
Balance December 31, 1950 .....	\$19,810.79

### Property Acquired by Deed or Foreclosure

Balance January 1, 1950 .....	\$50,465.00
Sale for cash .....	10,225.00
Balance December 31, 1950 .....	\$46,990.00

### CAPITAL DEBT, DECEMBER 31, 1950

<b>Gross Debt</b>	
School debt .....	\$52,000.00
Self-liquidating debt. ....	.....
Other capital debt ..	.....
<b>TOTAL GROSS DEBT .....</b>	<b>\$52,000.00</b>
<b>Per Capita Gross Debt .....</b>	<b>\$31.92</b>

### Deductions for

School debt .....	\$52,000.00
Self-liquidating debt. ....	.....
Other capital debt ..	.....
<b>TOTAL DEDUCTIONS .....</b>	<b>52,000.00</b>

<b>NET DEBT .....</b>	<b>.....</b>
-----------------------	--------------

### Average Assessed Valuations

Real Property 1948-1949-1950..	\$1,511,138.00
Per Cent of Net Debt .....	.....

### CURRENT FINANCES DECEMBER 31, 1950

Cash .....	\$72,912.02
Taxes receivable .....	9,070.22
Tax title liens .....	19,810.79
Foreclosed property .....	46,990.00
Accounts receivable .....	164.40
State road aid receivable .....	.....
Emergencies and deferred charges ..	5.00
<b>TOTAL ASSETS .....</b>	<b>\$148,952.43</b>

Cash liabilities .....	\$10,352.77
Reserves .....	76,035.41
Surplus revenue .....	62,564.25

<b>TOTAL LIABILITIES AND SURPLUS .....</b>	<b>\$148,952.43</b>
--------------------------------------------	---------------------

## HARRISON TOWN—HUDSON COUNTY

Population Census, 1950—13,535  
1940—14,171

Land Area 1.2 sq. mi.

Net Valuation Taxable \$85,125,137

### EXPENDITURES AND RE- QUIRED PAYMENTS FOR 1950

<b>General Government</b>	
Administrative and executive . . .	\$116,775.10
Assessment and collection of taxes	18,349.00
Finance Department . . . . .	11,911.95
<b>Protection to Persons &amp; Property</b>	
Fire . . . . .	229,836.40
Police . . . . .	309,285.64
Other . . . . .	46,750.00
<b>Streets and Roads</b>	
Repairs and maintenance . . . . .	107,207.16
Street lighting . . . . .	21,400.00
<b>Sanitation</b>	
Street cleaning . . . . .	29,925.00
Garbage and ash removal . . . . .	39,580.39
Sewers . . . . .	39,580.39
<b>Health and Charities</b>	
Health service . . . . .	27,032.95
Poor (including relief) . . . . .	72,931.16
Hospitals (aid and maintenance) .	1,205.00
Other . . . . .	1,205.00
<b>Recreation</b>	
Beaches and boardwalks . . . . .	34,570.20
Parks and playgrounds . . . . .	34,570.20
Other . . . . .	34,570.20
<b>Educational</b> (Exclusive of school districts) . .	
26,340.00	
<b>Unclassified Purposes</b> (Including contingent) . . . . .	
16,532.05	
<b>SUB-TOTAL—Municipal functions..</b>	<b>\$1,109,632.00</b>

<b>Per Capita—Municipal functions . . . . .</b>	<b>\$81.98</b>
Capital imp'ts and capital imp't fund	\$21,000.00
<b>Debt Service</b>	
Principal payments . . . . .	\$107,125.00
Interest payments . . . . .	33,733.00
Total . . . . .	140,858.00
<b>Per Capita Debt Service . . . . .</b>	<b>\$10.41</b>
<b>Deferred Charges and Statutory Expenditures</b>	
Emergencies . . . . .	*\$47,000.00
Other deferred chgs. . . . .	58,394.50
Total . . . . .	105,394.50

**TOTAL—Municipal expenditures . . . . .** \$1,376,884.50

**Required Payments for Local School, County, and Special District Taxes . . . . .** 1,032,689.24

**TOTAL EXPENDITURES AND REQUIRED PAYMENTS . . . . .** \$2,409,573.74

Reserve for uncollected taxes . . . . . \$85,293.11

**GRAND TOTAL—Budget . . . . .** \$2,494,866.85

### RECEIPTS AND REVENUES REALIZED IN 1950 TO MEET EXPENDITURES AND RE- QUIRED PAYMENTS

Surplus revenue appropriated . . .	\$114,000.00
Miscellaneous revenues realized.	745,514.49
State aid revenues realized . . . .	8,334.00
Delinquent taxes including liens—1950 collections . . . . .	43,263.36
Current taxes—1950 collections..	1,490,174.65
Emergency borrowings . . . . .	.....
<b>TOTAL RECEIPTS AND REVENUES REALIZED . . . . .</b>	<b>\$2,401,286.50</b>

### CAPITAL OUTLAY—1950

Beaches and boardwalks . . . . .	.....
Buildings and equipment . . . . .	\$10,781.41
Parks and playgrounds . . . . .	121,713.70
Sewers . . . . .	.....
Streets, roads and bridges . . . . .	35,949.57
Water supply . . . . .	.....
Other . . . . .	53,288.63

<b>Tax rate . . . . .</b>	<b>\$4.42</b>
Local school tax rate . . . . .	1.23
County tax rate . . . . .	1.71
Local purpose tax rate . . . . .	1.48

### TAXES

Local school tax . . . . .	\$430,952.73
County taxes . . . . .	601,736.51
Special district taxes . . . . .	.....
Local purpose levy . . . . .	\$1,032,689.24
.....	516,843.61
<b>Total tax levy (tax duplicate) ..</b>	<b>\$1,549,532.85</b>

**Per Capita Total Tax Levy . . . . .** \$114.48

<b>Current</b>	
1950 taxes levied (total) . . . . .	\$1,555,564.13
Collected in 1950 . . . . .	1,490,174.65
Per cent of levy col- lected in 1950 . . . . .	95.79
Transferred to liens . . . . .	4,142.83
Cancelled, abated or adjusted . . .	6,790.07
Outstanding December 31, 1950 ..	\$54,456.58

<b>All Prior Years Outstanding</b>	
Balance January 1, 1950 . . . . .	\$74,600.82
Collected in 1950 . . . . .	42,551.93
Balance December 31, 1950 . . . . .	\$32,564.26

<b>Tax Title Liens Outstanding</b>	
Balance January 1, 1950 . . . . .	\$71,951.52
Redeemed by cash . . . . .	711.43
Balance December 31, 1950 . . . . .	\$72,545.28

<b>Property Acquired by Deed or Foreclosure</b>	
Balance January 1, 1950 . . . . .	\$150,750.00
Sale for cash . . . . .	2,889.00
Balance December 31, 1950 . . . . .	\$146,050.00

### CAPITAL DEBT, DECEMBER 31, 1950

<b>Gross Debt</b>	
School debt . . . . .	\$53,000.00
Self-liquidating debt. . . . .	.....
Other capital debt . . . . .	1,391,000.00
<b>TOTAL GROSS DEBT . . . . .</b>	<b>\$1,444,000.00</b>
<b>Per Capita Gross Debt . . . . .</b>	<b>\$106.69</b>

<b>Deductions for</b>	
School debt . . . . .	\$53,000.00
Self-liquidating debt. . . . .	.....
Other capital debt . . . . .	.....
<b>TOTAL DEDUCTIONS . . . . .</b>	<b>53,000.00</b>
<b>NET DEBT . . . . .</b>	<b>\$1,391,000.00</b>

<b>Average Assessed Valuations</b>	
Real Property 1948-1949-1950..	\$24,131,282.00
Per Cent of Net Debt . . . . .	5.76

### CURRENT FINANCES DECEMBER 31, 1950

Cash . . . . .	\$108,726.01
Taxes receivable . . . . .	87,020.84
Tax title liens . . . . .	72,545.28
Foreclosed property . . . . .	146,050.00
Accounts receivable . . . . .	1,207.00
State road aid receivable . . . . .	8,334.00
Emergencies and deferred charges ..	18,000.00
<b>TOTAL ASSETS . . . . .</b>	<b>\$441,883.13</b>

Cash liabilities . . . . .	\$109,855.20
Reserves . . . . .	306,823.12
Surplus revenue . . . . .	25,204.81
<b>TOTAL LIABILITIES AND SURPLUS . . . . .</b>	<b>\$441,883.13</b>

\* Includes \$18,000.00 school emergency of 1950.

## HARRISON TOWNSHIP—GLOUCESTER COUNTY

Population Census, 1950—2,228      Land Area 19.64 sq. mi.      Net Valuation Taxable \$1,455,782  
 1940—1,805

<b>EXPENDITURES AND REQUIRED PAYMENTS FOR 1950</b>	
<b>General Government</b>	
Administrative and executive . . . . .	\$2,395.62
Assessment and collection of taxes	1,554.87
Finance Department . . . . .	325.00
<b>Protection to Persons &amp; Property</b>	
Fire . . . . .	1,750.00
Police . . . . .	391.34
Other . . . . .	. . . . .
<b>Streets and Roads</b>	
Repairs and maintenance . . . . .	13,873.69
Street lighting . . . . .	3,275.45
<b>Sanitation</b>	
Street cleaning . . . . .	. . . . .
Garbage and ash removal . . . . .	. . . . .
Sewers . . . . .	. . . . .
<b>Health and Charities</b>	
Health service . . . . .	491.76
Poor (including relief) . . . . .	410.00
Hospitals (aid and maintenance) . . . . .	25.00
Other . . . . .	. . . . .
<b>Recreation</b>	
Beaches and boardwalks . . . . .	. . . . .
Parks and playgrounds . . . . .	. . . . .
Other . . . . .	. . . . .
<b>Educational</b>	
(Exclusive of school districts) . . . . .	. . . . .
<b>Unclassified Purposes</b>	
(Including contingent) . . . . .	183.34
<b>SUB-TOTAL—Municipal functions..</b>	<b>\$24,676.07</b>
<b>Per Capita—Municipal functions . . . . .</b>	
Capital imp'ts and capital imp't fund	\$11.08
Debt Service	\$3,333.33
Principal payments . . . . .	. . . . .
Interest payments . . . . .	. . . . .
Total . . . . .	. . . . .
<b>Per Capita Debt Service . . . . .</b>	
<b>Deferred Charges and Statutory Expenditures</b>	
Emergencies . . . . .	. . . . .
Other deferred chgs. . . . .	\$36.10
Total . . . . .	36.10
<b>TOTAL—Municipal expenditures . . . . .</b>	<b>\$28,045.50</b>
<b>Required Payments for Local School, County, and Special District Taxes . . . . .</b>	
	80,577.75
<b>TOTAL EXPENDITURES AND REQUIRED PAYMENTS . . . . .</b>	<b>\$108,623.25</b>
Reserve for uncollected taxes . . . . .	\$20,245.41
<b>GRAND TOTAL—Budget . . . . .</b>	<b>\$128,868.66</b>
<b>RECEIPTS AND REVENUES REALIZED IN 1950 TO MEET EXPENDITURES AND REQUIRED PAYMENTS</b>	
Surplus revenue appropriated . . . . .	\$7,500.00
Miscellaneous revenues realized . . . . .	22,169.71
State aid revenues realized . . . . .	9,128.20
Delinquent taxes including	. . . . .
liens—1950 collections . . . . .	18,527.24
Current taxes—1950 collections . . . . .	64,342.72
Emergency borrowings . . . . .	. . . . .
<b>TOTAL RECEIPTS AND REVENUES REALIZED . . . . .</b>	<b>\$121,667.87</b>

<b>CAPITAL OUTLAY—1950</b>	
Beaches and boardwalks . . . . .	. . . . .
Buildings and equipment . . . . .	. . . . .
Parks and playgrounds . . . . .	. . . . .
Sewers . . . . .	. . . . .
Streets, roads and bridges . . . . .	. . . . .
Water supply . . . . .	. . . . .
Other . . . . .	. . . . .

Tax rate . . . . .	\$5.48
Local school tax rate . . . . .	4.47
County tax rate . . . . .	1.00
Local purpose tax rate . . . . .	0.01
<b>TAXES</b>	
Local school tax . . . . .	\$65,056.00
County taxes . . . . .	14,521.75
Special district taxes . . . . .	1,000.00
Local purpose levy . . . . .	\$80,577.75
	350.02
<b>Total tax levy (tax duplicate) . . . . .</b>	<b>\$80,927.77</b>
<b>Per Capita Total Tax Levy . . . . .</b>	<b>\$36.32</b>
<b>Current</b>	
1950 taxes levied (total) . . . . .	\$82,049.93
Collected in 1950 . . . . .	64,342.72
Per cent of levy collected in 1950 . . . . .	78.41
Transferred to liens . . . . .	376.14
Cancelled, abated or adjusted . . . . .	345.72
Outstanding December 31, 1950 . . . . .	\$16,985.35
<b>All Prior Years Outstanding</b>	
Balance January 1, 1950 . . . . .	\$21,230.03
Collected in 1950 . . . . .	18,224.59
Balance December 31, 1950 . . . . .	\$2,724.64
<b>Tax Title Liens Outstanding</b>	
Balance January 1, 1950 . . . . .	\$2,758.04
Redeemed by cash . . . . .	302.65
Balance December 31, 1950 . . . . .	\$3,059.58
<b>Property Acquired by Deed or Foreclosure</b>	
Balance January 1, 1950 . . . . .	\$381.34
Sale for cash . . . . .	. . . . .
Balance December 31, 1950 . . . . .	\$381.34

<b>CAPITAL DEBT, DECEMBER 31, 1950</b>	
<b>Gross Debt</b>	
School debt . . . . .	\$145,000.00
Self-liquidating debt . . . . .	. . . . .
Other capital debt . . . . .	. . . . .
<b>TOTAL GROSS DEBT . . . . .</b>	<b>\$145,000.00</b>
<b>Per Capita Gross Debt . . . . .</b>	<b>\$65.08</b>
<b>Deductions for</b>	
School debt . . . . .	\$78,693.00
Self-liquidating debt . . . . .	. . . . .
Other capital debt . . . . .	. . . . .
<b>TOTAL DEDUCTIONS . . . . .</b>	<b>78,693.00</b>
<b>NET DEBT . . . . .</b>	<b>\$66,307.00</b>

<b>Average Assessed Valuations</b>	
Real Property 1948-1949-1950 . . . . .	\$1,311,554.00
Per Cent of Net Debt . . . . .	5.05

<b>CURRENT FINANCES DECEMBER 31, 1950</b>	
Cash . . . . .	\$55,542.21
Taxes receivable . . . . .	19,709.99
Tax title liens . . . . .	3,059.58
Foreclosed property . . . . .	381.34
Accounts receivable . . . . .	21.52
State road aid receivable . . . . .	3,278.48
Emergencies and deferred charges . . . . .	. . . . .
<b>TOTAL ASSETS . . . . .</b>	<b>\$81,993.12</b>
Cash liabilities . . . . .	\$5,620.25
Reserves . . . . .	23,172.43
Surplus revenue . . . . .	53,200.44
<b>TOTAL LIABILITIES AND SURPLUS . . . . .</b>	<b>\$81,993.12</b>

## HARVEY CEDARS BOROUGH—OCEAN COUNTY

Population Census, 1950—102  
1940—74

Land Area 0.79 sq. mi.

Net Valuation Taxable \$464,366

### EXPENDITURES AND RE- QUIRED PAYMENTS FOR 1950

<b>General Government</b>	
Administrative and executive .....	\$3,773.89
Assessment and collection of taxes Finance Department .....	2,042.71
<b>Protection to Persons &amp; Property</b>	
Fire .....	500.00
Police .....	3,028.22
Other .....	.....
<b>Streets and Roads</b>	
Repairs and maintenance .....	6,427.84
Street lighting .....	1,242.34
<b>Sanitation</b>	
Street cleaning .....	.....
Garbage and ash removal .....	2,200.00
Sewers .....	.....
<b>Health and Charities</b>	
Health service .....	.....
Poor (including relief) .....	.....
Hospitals (aid and maintenance) ..	.....
Other .....	240.00
<b>Recreation</b>	
Beaches and boardwalks .....	2,471.37
Parks and playgrounds .....	.....
Other .....	.....
<b>Educational</b>	
(Exclusive of school districts) ..	.....
<b>Unclassified Purposes</b>	
(Including contingent) .....	.....
<b>SUB-TOTAL—Municipal functions..</b>	<b>\$21,926.37</b>

<b>Per Capita—Municipal functions .....</b>	<b>\$214.96</b>
Capital imp'ts and capital imp't fund	\$10,500.00
<b>Debt Service</b>	
Principal payments ..	\$2,500.00
Interest payments ..	975.00
<b>Total .....</b>	<b>3,475.00</b>

<b>Per Capita Debt Service .....</b>	<b>\$34.07</b>
<b>Deferred Charges and Statutory Expenditures</b>	
Emergencies .....	.....
Other deferred chgs. ....	\$388.75
<b>Total .....</b>	<b>388.75</b>

**TOTAL—Municipal expenditures .....** **\$36,290.12**

**Required Payments for Local School, County, and Special District Taxes .....** **15,476.56**

**TOTAL EXPENDITURES AND REQUIRED PAYMENTS .....** **\$51,766.68**

Reserve for uncollected taxes .....

**GRAND TOTAL—Budget .....** **\$56,252.81**

### RECEIPTS AND REVENUES REALIZED IN 1950 TO MEET EXPENDITURES AND RE- QUIRED PAYMENTS

Surplus revenue appropriated ..	\$25,000.00
Miscellaneous revenues realized.	3,165.62
State aid revenues realized .....	3,185.00
<b>Delinquent taxes including</b>	
liens—1950 collections .....	3,728.19
Current taxes—1950 collections..	29,326.14
Emergency borrowings .....	.....
<b>TOTAL RECEIPTS AND REVENUES REALIZED .....</b>	<b>\$64,404.95</b>

### CAPITAL OUTLAY—1950

Beaches and boardwalks .....	.....
Buildings and equipment .....	.....
Parks and playgrounds .....	.....
Sewers .....	.....
Streets, roads and bridges .....	.....
Water supply .....	.....
Other .....	.....

<b>Tax rate .....</b>	<b>\$6.91</b>
Local school tax rate .....	1.29
County tax rate .....	2.04
Local purpose tax rate .....	3.58

### TAXES

Local school tax ..	\$6,000.00	
County taxes .....	9,476.56	
Special district taxes .....	.....	
<b>Local purpose levy .....</b>	<b>16,568.77</b>	
<b>Total tax levy (tax duplicate) ..</b>	<b>\$32,045.33</b>	
<b>Per Capita Total Tax Levy .....</b> <b>..\$314.17</b>		

<b>Current</b>	
1950 taxes levied (total) .....	\$33,187.66
Collected in 1950 .....	29,326.14
Per cent of levy col- lected in 1950 ...	88.36
Transferred to liens .....	205.60
Cancelled, abated or adjusted .....	.....
Outstanding December 31, 1950 ..	\$3,655.92

<b>All Prior Years Outstanding</b>	
Balance January 1, 1950 .....	\$3,770.29
Collected in 1950 .....	3,655.84
Balance December 31, 1950 .....	\$114.45

<b>Tax Title Liens Outstanding</b>	
Balance January 1, 1950 .....	\$3,807.70
Redeemed by cash .....	72.35
Balance December 31, 1950 .....	\$3,941.02

<b>Property Acquired by Deed or Foreclosure</b>	
Balance January 1, 1950 .....	\$60.00
Sale for cash .....	.....
Balance December 31, 1950 .....	\$60.00

### CAPITAL DEBT, DECEMBER 31, 1950

<b>Gross Debt</b>	
School debt .....	\$24,186.00
Self-liquidating debt. ....	.....
Other capital debt ..	15,000.00

**TOTAL GROSS DEBT .....** **\$39,186.00**

**Per Capita Gross Debt .....** **\$384.18**

<b>Deductions for</b>	
School debt .....	\$24,186.00
Self-liquidating debt. ....	.....
Other capital debt ..	.....

**TOTAL DEDUCTIONS .....** **24,186.00**

**NET DEBT .....** **\$15,000.00**

<b>Average Assessed Valuations</b>	
Real Property 1948-1949-1950..	\$437,641.00
Per Cent of Net Debt .....	3.42

### CURRENT FINANCES DECEMBER 31, 1950

Cash .....	\$26,768.15
Taxes receivable .....	3,770.37
Tax title liens .....	3,941.02
Foreclosed property .....	60.00
Accounts receivable .....	4,714.52
State road aid receivable .....	2,233.92
Emergencies and deferred charges ..	.....
<b>TOTAL ASSETS .....</b>	<b>\$41,492.98</b>

Cash liabilities .....	\$15,557.83
Reserves .....	12,485.91
Surplus revenue .....	13,449.24

**TOTAL LIABILITIES AND SURPLUS .....** **\$41,492.98**

## HASBROUCK HEIGHTS BOROUGH—BERGEN COUNTY

Population Census, 1950—9,157  
1940—6,716

Land Area 1.5 sq. mi.

Net Valuation Taxable \$8,684,806

### EXPENDITURES AND REQUIRED PAYMENTS FOR 1950

<b>General Government</b>	
Administrative and executive . . .	\$38,471.26
Assessment and collection of taxes	27,514.32
Finance Department . . . . .	.....
<b>Protection to Persons &amp; Property</b>	
Fire . . . . .	19,932.46
Police . . . . .	73,386.73
Other . . . . .	.....
<b>Streets and Roads</b>	
Repairs and maintenance . . . . .	26,591.30
Street lighting . . . . .	11,250.00
<b>Sanitation</b>	
Street cleaning . . . . .	9,029.08
Garbage and ash removal . . . . .	20,698.85
Sewers . . . . .	26,280.53
<b>Health and Charities</b>	
Health service . . . . .	7,130.57
Poor (including relief) . . . . .	688.00
Hospitals (aid and maintenance) . . . . .	.....
Other . . . . .	600.00
<b>Recreation</b>	
Beaches and boardwalks . . . . .	.....
Parks and playgrounds . . . . .	.....
Other . . . . .	496.25
<b>Educational</b>	
(Exclusive of school districts) . . . . .	15,500.00
<b>Unclassified Purposes</b>	
(Including contingent) . . . . .	10,377.67
<b>SUB-TOTAL—Municipal functions..</b>	<b>\$287,947.02</b>

<b>Per Capita—Municipal functions . . . . .</b>	<b>\$31.45</b>
Capital imp'ts and capital imp't fund	\$3,000.00
<b>Debt Service</b>	
Principal payments . . . . .	\$33,900.00
Interest payments . . . . .	11,647.00
<b>Total . . . . .</b>	<b>45,547.00</b>
<b>Per Capita Debt Service . . . . .</b>	<b>\$4.97</b>
<b>Deferred Charges and Statutory Expenditures</b>	
Emergencies . . . . .	.....
Other deferred chgs. . . . .	\$4,075.54
<b>Total . . . . .</b>	<b>4,075.54</b>
<b>TOTAL—Municipal expenditures . . . . .</b>	<b>\$340,569.56</b>

<b>Required Payments for Local School, County, and Special District Taxes . . . . .</b>	<b>359,062.20</b>
-----------------------------------------------------------------------------------------	-------------------

<b>TOTAL EXPENDITURES AND REQUIRED PAYMENTS . . . . .</b>	<b>\$699,631.76</b>
-----------------------------------------------------------	---------------------

Reserve for uncollected taxes . . . . .	\$54,646.64
<b>GRAND TOTAL—Budget . . . . .</b>	<b>\$754,278.40</b>

### RECEIPTS AND REVENUES REALIZED IN 1950 TO MEET EXPENDITURES AND REQUIRED PAYMENTS

Surplus revenue appropriated . . . . .	\$57,700.00
Miscellaneous revenues realized . . . . .	95,778.10
State aid revenues realized . . . . .	774.67
Delinquent taxes including . . . . .	.....
Liens—1950 collections . . . . .	37,449.24
Current taxes—1950 collections . . . . .	552,859.21
Emergency borrowings . . . . .	.....
<b>TOTAL RECEIPTS AND REVENUES REALIZED . . . . .</b>	<b>\$744,561.22</b>

### CAPITAL OUTLAY—1950

Beaches and boardwalks . . . . .	.....
Buildings and equipment . . . . .	\$24,958.94
Parks and playgrounds . . . . .	.....
Sewers . . . . .	.....
Streets, roads and bridges . . . . .	57,449.57
Water supply . . . . .	.....
Other . . . . .	2,657.74

<b>Tax rate . . . . .</b>	<b>\$6.59</b>
Local school tax rate . . . . .	3.32
County tax rate . . . . .	0.81
Local purpose tax rate . . . . .	2.46

### TAXES

Local school tax . . . . .	\$288,701.18	
County taxes . . . . .	70,361.02	
Special district taxes . . . . .	.....	
<b>Local purpose levy . . . . .</b>	<b>.....</b>	<b>\$359,062.20</b>
		212,829.02
<b>Total tax levy (tax duplicate) . . . . .</b>	<b>.....</b>	<b>\$571,891.22</b>

<b>Per Capita Total Tax Levy . . . . .</b>	<b>\$62.45</b>
--------------------------------------------	----------------

### Current

1950 taxes levied (total) . . . . .	\$596,848.10
Collected in 1950 . . . . .	552,859.21
Per cent of levy collected in 1950 . . . . .	92.62
Transferred to liens . . . . .	5,677.50
Cancelled, abated or adjusted . . . . .	4,091.85
Outstanding December 31, 1950 . . . . .	\$34,219.54

### All Prior Years Outstanding

Balance January 1, 1950 . . . . .	\$58,115.26
Collected in 1950 . . . . .	29,202.39
Balance December 31, 1950 . . . . .	\$26,729.57

### Tax Title Liens Outstanding

Balance January 1, 1950 . . . . .	\$84,232.65
Redeemed by cash . . . . .	8,246.85
Balance December 31, 1950 . . . . .	\$34,834.39

### Property Acquired by Deed or Foreclosure

Balance January 1, 1950 . . . . .	\$76,610.00
Sale for cash . . . . .	92,842.50
Balance December 31, 1950 . . . . .	\$92,775.00

### CAPITAL DEBT, DECEMBER 31, 1950

<b>Gross Debt</b>	
School debt . . . . .	\$11,700.00
Self-liquidating debt . . . . .	8,246.85
Other capital debt . . . . .	512,200.00
<b>TOTAL GROSS DEBT . . . . .</b>	<b>\$523,900.00</b>
<b>Per Capita Gross Debt . . . . .</b>	<b>\$57.21</b>

### Deductions for

School debt . . . . .	\$11,700.00
Self-liquidating debt . . . . .	8,246.85
Other capital debt . . . . .	16,804.00
<b>TOTAL DEDUCTIONS . . . . .</b>	<b>28,504.00</b>
<b>NET DEBT . . . . .</b>	<b>\$495,396.00</b>

### Average Assessed Valuations

Real Property 1948-1949-1950 . . . . .	\$7,673,073.00
Per Cent of Net Debt . . . . .	6.45

### CURRENT FINANCES DECEMBER 31, 1950

Cash . . . . .	\$146,507.69
Taxes receivable . . . . .	60,949.11
Tax title liens . . . . .	34,834.39
Foreclosed property . . . . .	92,775.00
Accounts receivable . . . . .	8,872.57
State road aid receivable . . . . .	.....
Emergencies and deferred charges . . . . .	4,600.00
<b>TOTAL ASSETS . . . . .</b>	<b>\$348,538.76</b>
Cash liabilities . . . . .	\$23,340.99
Reserves . . . . .	197,431.07
Surplus revenue . . . . .	127,766.70
<b>TOTAL LIABILITIES AND SURPLUS . . . . .</b>	<b>\$348,538.76</b>

## HAWORTH BOROUGH—BERGEN COUNTY

Population Census, 1950—1,609  
1940—1,419

Land Area 1.97 sq. mi.

Net Valuation Taxable \$1,917,565

### EXPENDITURES AND REQUIRED PAYMENTS FOR 1950

<b>General Government</b>	
Administrative and executive .....	\$9,784.87
Assessment and collection of taxes .....	4,935.52
Finance Department .....	.....
<b>Protection to Persons &amp; Property</b>	
Fire .....	8,976.78
Police .....	14,696.09
Other .....	.....
<b>Streets and Roads</b>	
Repairs and maintenance .....	22,982.00
Street lighting .....	3,128.90
<b>Sanitation</b>	
Street cleaning .....	.....
Garbage and ash removal .....	.....
Sewers .....	.....
<b>Health and Charities</b>	
Health service .....	2,124.89
Poor (including relief) .....	116.00
Hospitals (aid and maintenance) .....	.....
Other .....	.....
<b>Recreation</b>	
Beaches and boardwalks .....	.....
Parks and playgrounds .....	.....
Other .....	2,116.00
<b>Educational</b>	
(Exclusive of school districts) ..	2,900.00
<b>Unclassified Purposes</b>	
(Including contingent) .....	1,600.00
<b>SUB-TOTAL—Municipal functions..</b>	<b>\$73,361.05</b>

<b>Per Capita—Municipal functions .....</b>	<b>\$45.59</b>
Capital imp'ts and capital imp't fund .....	\$2,652.22
<b>Debt Service</b>	
Principal payments ..	.....
Interest payments ..	.....
<b>Total .....</b>	<b>.....</b>

<b>Per Capita Debt Service .....</b>	
<b>Deferred Charges and Statutory Expenditures</b>	
Emergencies .....	\$500.00
Other deferred chgs. ....	4,000.00
<b>Total .....</b>	<b>4,500.00</b>

**TOTAL—Municipal expenditures ...** **\$80,513.27**

**Required Payments for Local School, County, and Special District Taxes .....** **80,782.68**

**TOTAL EXPENDITURES AND REQUIRED PAYMENTS .....** **\$161,295.95**

Reserve for uncollected taxes .....

**GRAND TOTAL—Budget .....** **\$174,521.31**

### RECEIPTS AND REVENUES REALIZED IN 1950 TO MEET EXPENDITURES AND REQUIRED PAYMENTS

Surplus revenue appropriated ..	\$20,000.00
Miscellaneous revenues realized ..	28,743.45
State aid revenues realized .....	2,387.00
<b>Delinquent taxes including</b>	
liens—1950 collections .....	5,878.48
Current taxes—1950 collections ..	124,802.41
Emergency borrowings .....	.....
<b>TOTAL RECEIPTS AND REVENUES REALIZED .....</b>	<b>\$181,811.34</b>

### CAPITAL OUTLAY—1950

Beaches and boardwalks .....	.....
Buildings and equipment .....	\$10,975.00
Parks and playgrounds .....	.....
Sewers .....	.....
Streets, roads and bridges .....	.....
Water supply .....	.....
Other .....	.....

<b>Tax rate .....</b>	<b>\$6.87</b>
Local school tax rate .....	3.40
County tax rate .....	0.82
Local purpose tax rate ....	2.65

### TAXES

Local school tax ...	\$65,110.00	
County taxes .....	15,672.68	
Special district taxes .....	.....	
<b>Local purpose levy .....</b>	<b>\$80,782.68</b>	
<b>Total tax levy (tax duplicate) ..</b>	<b>\$131,573.26</b>	

**Per Capita Total Tax Levy .....** **\$81.77**

### Current

1950 taxes levied (total) .....	\$133,304.04
Collected in 1950 .....	124,802.41
Per cent of levy collected in 1950 ...	93.62
Transferred to liens .....	2,402.48
Cancelled, abated or adjusted ...	312.58
Outstanding December 31, 1950 ..	\$5,786.57

### All Prior Years Outstanding

Balance January 1, 1950 .....	\$6,549.18
Collected in 1950 .....	5,247.77
Balance December 31, 1950 .....	\$1,246.53

### Tax Title Liens Outstanding

Balance January 1, 1950 .....	\$22,459.14
Redeemed by cash .....	630.78
Balance December 31, 1950 .....	\$23,036.15

### Property Acquired by Deed or Foreclosure

Balance January 1, 1950 .....	\$101,090.00
Sale for cash .....	1,080.78
Balance December 31, 1950 .....	\$98,442.50

### CAPITAL DEBT, DECEMBER 31, 1950

#### Gross Debt

School debt .....	.....
Self-liquidating debt. ....	.....
Other capital debt ..	\$3,975.00

**TOTAL GROSS DEBT .....** **\$3,975.00**

**Per Capita Gross Debt .....** **\$2.47**

#### Deductions for

School debt .....	.....
Self-liquidating debt. ....	.....
Other capital debt ..	.....

**TOTAL DEDUCTIONS .....** **.....**

**NET DEBT .....** **\$3,975.00**

#### Average Assessed Valuations

**Real Property 1948-1949-1950..** **\$1,811,962.00**

**Per Cent of Net Debt .....** **0.21**

### CURRENT FINANCES DECEMBER 31, 1950

Cash .....	\$77,051.44
Taxes receivable .....	7,033.10
Tax title liens .....	23,036.15
Foreclosed property .....	98,442.50
Accounts receivable .....	451.44
State road aid receivable .....	4,774.00
Emergencies and deferred charges ..	968.20
<b>TOTAL ASSETS .....</b>	<b>\$211,756.83</b>

Cash liabilities .....	\$10,225.86
Reserves .....	128,963.19
Surplus revenue .....	72,567.78

**TOTAL LIABILITIES AND SURPLUS .....** **\$211,756.83**

## HAWTHORNE BOROUGH—PASSAIC COUNTY

Population Census, 1950—14,824  
1940—12,610

Land Area 3.6 sq. mi.

Net Valuation Taxable \$17,619,937

**EXPENDITURES AND RE-REQUIRED PAYMENTS FOR 1950**

<b>General Government</b>	
Administrative and executive . . . . .	\$28,426.75
Assessment and collection of taxes	20,700.00
Finance Department . . . . .	11,259.58
<b>Protection to Persons &amp; Property</b>	
Fire . . . . .	23,551.03
Police . . . . .	58,012.19
Other . . . . .	.....
<b>Streets and Roads</b>	
Repairs and maintenance . . . . .	56,220.76
Street lighting . . . . .	12,650.00
<b>Sanitation</b>	
Street cleaning . . . . .	.....
Garbage and ash removal . . . . .	28,500.00
Sewers . . . . .	13,424.93
<b>Health and Charities</b>	
Health service . . . . .	8,814.25
Poor (including relief) . . . . .	3,466.96
Hospitals (aid and maintenance).	.....
Other . . . . .	.....
<b>Recreation</b>	
Beaches and boardwalks . . . . .	.....
Parks and playgrounds . . . . .	.....
Other . . . . .	4,499.00
<b>Educational</b>	
(Exclusive of school districts) ..	7,033.00
<b>Unclassified Purposes</b>	
(Including contingent) . . . . .	4,700.00
<b>SUB-TOTAL—Municipal functions..</b>	<b>\$281,258.45</b>

<b>Per Capita—Municipal functions . . . . .</b>	<b>\$18.97</b>
Capital imp'ts and capital imp't fund	\$79,161.55
<b>Debt Service</b>	
Principal payments . . . . .	\$80,000.00
Interest payments .. . . .	48,382.50
Total . . . . .	128,382.50
<b>Per Capita Debt Service . . . . .</b>	<b>\$8.66</b>
<b>Deferred Charges and Statutory Expenditures</b>	
Emergencies . . . . .	.....
Other deferred chgs. . . . .	\$28,418.00
Total . . . . .	28,418.00

**TOTAL—Municipal expenditures . . . . .** \$517,220.50

**Required Payments for Local School, County and Special District Taxes . . . . .** 577,075.79

**TOTAL EXPENDITURES AND REQUIRED PAYMENTS . . . . .** \$1,094,296.29

Reserve for uncollected taxes . . . . . \$108,326.38

**GRAND TOTAL—Budget . . . . .** \$1,202,622.67

<b>RECEIPTS AND REVENUES REALIZED IN 1950 TO MEET EXPENDITURES AND RE-REQUIRED PAYMENTS</b>	
Surplus revenue appropriated ..	\$112,000.00
Miscellaneous revenues realized.	175,121.99
State aid revenues realized . . . . .	13,032.00
Delinquent taxes including	.....
liens—1950 collections . . . . .	49,789.99
Current taxes—1950 collections..	859,005.22
Emergency borrowings . . . . .	.....

**TOTAL RECEIPTS AND REVENUES REALIZED . . . . .** \$1,208,949.20

<b>CAPITAL OUTLAY—1950</b>	
Beaches and boardwalks . . . . .	.....
Buildings and equipment . . . . .	\$688.00
Parks and playgrounds . . . . .	.....
Sewers . . . . .	9,437.86
Streets, roads and bridges . . . . .	.....
Water supply . . . . .	32,240.42
Other . . . . .	.....

	Real Property	2nd Class R. R. Prop. & Personal Prop.
<b>Tax rate . . . . .</b>	<b>\$5.14</b>	<b>\$5.04</b>

<b>TAXES</b>		
Local school tax . . . . .	\$406,912.43	
County taxes . . . . .	170,163.36	
Special district taxes . . . . .	.....	

Local purpose levy . . . . .	\$577,075.79
	325,807.38
<b>Total tax levy (tax duplicate) ..</b>	<b>\$902,883.17</b>

**Per Capita Total Tax Levy . . . . .** \$60.91

<b>Current</b>	
1950 taxes levied (total) . . . . .	\$926,664.02
Collected in 1950 . . . . .	859,005.22
Per cent of levy collected in 1950 . . . . .	92.69
Transferred to liens . . . . .	1,766.08
Cancelled, abated or adjusted . . . . .	19,853.88
Outstanding December 31, 1950 ..	\$46,038.84

<b>All Prior Years Outstanding</b>	
Balance January 1, 1950 . . . . .	\$58,447.56
Collected in 1950 . . . . .	48,984.91
Balance December 31, 1950 . . . . .	\$6,060.09

<b>Tax Title Liens Outstanding</b>	
Balance January 1, 1950 . . . . .	\$36,904.31
Redeemed by cash . . . . .	805.08
Balance December 31, 1950 . . . . .	\$14,529.09

<b>Property Acquired by Deed or Foreclosure</b>	
Balance January 1, 1950 . . . . .	\$43,990.00
Sale for cash . . . . .	9,820.00
Balance December 31, 1950 . . . . .	\$62,365.00

<b>CAPITAL DEBT, DECEMBER 31, 1950</b>	
<b>Gross Debt</b>	
School debt . . . . .	\$1,119,000.00
Self-liquidating debt. . . . .	308,000.00
Other capital debt .. . . .	916,000.00
<b>TOTAL GROSS DEBT . . . . .</b>	<b>\$2,343,000.00</b>
<b>Per Capita Gross Debt . . . . .</b>	<b>\$158.05</b>

<b>Deductions for</b>	
School debt . . . . .	\$1,119,000.00
Self-liquidating debt. . . . .	308,000.00
Other capital debt .. . . .	.....
<b>TOTAL DEDUCTIONS . . . . .</b>	<b>1,427,000.00</b>

**NET DEBT . . . . .** \$916,000.00

<b>Average Assessed Valuations</b>	
Real Property 1948-1949-1950..	\$15,541,279.00
Per Cent of Net Debt . . . . .	5.89

<b>CURRENT FINANCES DECEMBER 31, 1950</b>	
Cash . . . . .	\$375,840.84
Taxes receivable . . . . .	52,098.93
Tax title liens . . . . .	14,529.09
Foreclosed property . . . . .	62,365.00
Accounts receivable . . . . .	496.09
State road aid receivable . . . . .	3,000.01
Emergencies and deferred charges ..	20,000.00
<b>TOTAL ASSETS . . . . .</b>	<b>\$528,329.96</b>
Cash liabilities . . . . .	\$53,746.85
Reserves . . . . .	129,489.11
Surplus revenue . . . . .	345,094.00
<b>TOTAL LIABILITIES AND SURPLUS . . . . .</b>	<b>\$528,329.96</b>

## HELMETTA BOROUGH—MIDDLESEX COUNTY

Population Census, 1950—578  
1940—667

Land Area 0.8 sq. mi.

Net Valuation Taxable \$1,159,538

### EXPENDITURES AND RE- QUIRED PAYMENTS FOR 1950

<b>General Government</b>	
Administrative and executive . . . . .	\$3,060.00
Assessment and collection of taxes	850.00
Finance Department . . . . .	.....
<b>Protection to Persons &amp; Property</b>	
Fire . . . . .	800.00
Police . . . . .	4,550.00
Other . . . . .	.....
<b>Streets and Roads</b>	
Repairs and maintenance . . . . .	2,680.00
Street lighting . . . . .	1,500.00
<b>Sanitation</b>	
Street cleaning . . . . .	.....
Garbage and ash removal . . . . .	1,280.00
Sewers . . . . .	.....
<b>Health and Charities</b>	
Health service . . . . .	200.00
Poor (including relief) . . . . .	550.00
Hospitals (aid and maintenance) . . . . .	.....
Other . . . . .	.....
<b>Recreation</b>	
Beaches and boardwalks . . . . .	.....
Parks and playgrounds . . . . .	250.00
Other . . . . .	.....
<b>Educational</b>	
(Exclusive of school districts) . . . . .	.....
<b>Unclassified Purposes</b>	
(Including contingent) . . . . .	250.00
<b>SUB-TOTAL—Municipal functions..</b>	<b>\$15,970.00</b>

<b>Per Capita—Municipal functions . . . . .</b>	<b>\$27.63</b>
Capital imp'ts and capital imp't fund	.....
<b>Debt Service</b>	
Principal payments . . . . .	.....
Interest payments . . . . .	.....
<b>Total . . . . .</b>	<b>.....</b>

<b>Per Capita Debt Service</b>	
Deferred Charges and Statutory Expenditures	.....
Emergencies . . . . .	.....
Other deferred chgs. . . . .	\$2,188.64
<b>Total . . . . .</b>	<b>\$2,188.64</b>

<b>TOTAL—Municipal expenditures . . . . .</b>	<b>\$18,158.64</b>
<b>Required Payments for Local School, County, and Special District Taxes . . . . .</b>	<b>34,272.70</b>

<b>TOTAL EXPENDITURES AND REQUIRED PAYMENTS . . . . .</b>	<b>\$52,431.34</b>
Reserve for uncollected taxes . . . . .	\$1,117.65
<b>GRAND TOTAL—Budget . . . . .</b>	<b>\$53,548.99</b>

<b>RECEIPTS AND REVENUES REALIZED IN 1950 TO MEET EXPENDITURES AND REQUIRED PAYMENTS</b>	
Surplus revenue appropriated . . . . .	\$3,000.00
Miscellaneous revenues realized.	9,425.76
State aid revenues realized . . . . .	691.40
Delinquent taxes including liens—1950 collections . . . . .	473.05
Current taxes—1950 collections..	43,579.90
Emergency borrowings . . . . .	.....
<b>TOTAL RECEIPTS AND REVENUES REALIZED . . . . .</b>	<b>\$57,170.11</b>

<b>CAPITAL OUTLAY—1950</b>	
Beaches and boardwalks . . . . .	.....
Buildings and equipment . . . . .	.....
Parks and playgrounds . . . . .	.....
Sewers . . . . .	.....
Streets, roads and bridges . . . . .	.....
Water supply . . . . .	.....
Other . . . . .	.....

<b>Tax rate . . . . .</b>	<b>\$3.70</b>
Local school tax rate . . . . .	1.34
County tax rate . . . . .	1.62
Local purpose tax rate . . . . .	0.83

<b>TAXES</b>	
Local school tax . . . . .	\$15,500.02
County taxes . . . . .	18,772.68
Special district taxes . . . . .	.....
<b>Local purpose levy . . . . .</b>	<b>\$34,272.70</b>
<b>Total tax levy (tax duplicate) ..</b>	<b>\$43,901.99</b>
<b>Per Capita Total Tax Levy . . . . .</b>	<b>\$75.96</b>

<b>Current</b>	
1950 taxes levied (total) . . . . .	\$43,946.48
Collected in 1950 . . . . .	43,579.90
Per cent of levy collected in 1950 . . . . .	99.16
Transferred to liens . . . . .	50.22
Cancelled, abated or adjusted . . . . .	.....
Outstanding December 31, 1950 . . . . .	\$316.36

<b>All Prior Years Outstanding</b>	
Balance January 1, 1950 . . . . .	\$619.05
Collected in 1950 . . . . .	473.05
Balance December 31, 1950 . . . . .	\$135.46

<b>Tax Title Liens Outstanding</b>	
Balance January 1, 1950 . . . . .	\$1,884.23
Redeemed by cash . . . . .	.....
Balance December 31, 1950 . . . . .	\$987.22

<b>Property Acquired by Deed or Foreclosure</b>	
Balance January 1, 1950 . . . . .	.....
Sale for cash . . . . .	.....
Balance December 31, 1950 . . . . .	.....

### CAPITAL DEBT, DECEMBER 31, 1950

<b>Gross Debt</b>	
School debt . . . . .	.....
Self-liquidating debt. . . . .	.....
Other capital debt . . . . .	.....
<b>TOTAL GROSS DEBT . . . . .</b>	<b>.....</b>
<b>Per Capita Gross Debt . . . . .</b>	<b>.....</b>

<b>Deductions for</b>	
School debt . . . . .	.....
Self-liquidating debt. . . . .	.....
Other capital debt . . . . .	.....
<b>TOTAL DEDUCTIONS . . . . .</b>	<b>.....</b>
<b>NET DEBT . . . . .</b>	<b>.....</b>

<b>Average Assessed Valuations</b>	
Real Property 1948-1949-1950..	\$662,116.00
<b>Per Cent of Net Debt . . . . .</b>	<b>.....</b>

### CURRENT FINANCES DECEMBER 31, 1950

Cash . . . . .	\$23,296.92
Taxes receivable . . . . .	451.32
Tax title liens . . . . .	987.22
Foreclosed property . . . . .	.....
Accounts receivable . . . . .	119.64
State road aid receivable . . . . .	.....
Emergencies and deferred charges	.....
<b>TOTAL ASSETS . . . . .</b>	<b>\$24,855.60</b>

Cash liabilities . . . . .	\$4,016.18
Reserves . . . . .	1,558.68
Surplus revenue . . . . .	19,280.74
<b>TOTAL LIABILITIES AND SURPLUS . . . . .</b>	<b>\$24,855.60</b>

# HIGH BRIDGE BOROUGH—HUNTERDON COUNTY

Population Census, 1950—1,881      Land Area 2.4 sq. mi.      Net Valuation Taxable \$1,802,851  
 1940—1,781

<b>EXPENDITURES AND RE-REQUIRED PAYMENTS FOR 1950</b>	
<b>General Government</b>	
Administrative and executive ....	\$6,500.00
Assessment and collection of taxes ..	1,350.00
Finance Department .....	150.00
<b>Protection to Persons &amp; Property</b>	
Fire .....	2,900.00
Police .....	3,950.00
Other .....	.....
<b>Streets and Roads</b>	
Repairs and maintenance .....	13,482.22
Street lighting .....	3,500.00
<b>Sanitation</b>	
Street cleaning .....	.....
Garbage and ash removal .....	1,650.00
Sewers .....	.....
<b>Health and Charities</b>	
Health service .....	1,200.00
Poor (including relief) .....	600.00
Hospitals (aid and maintenance) ..	.....
Other .....	.....
<b>Recreation</b>	
Beaches and boardwalks .....	.....
Parks and playgrounds .....	.....
Other .....	500.00
<b>Educational</b>	
(Exclusive of school districts) ..	360.00
<b>Unclassified Purposes</b>	
(Including contingent) .....	.....
<b>SUB-TOTAL—Municipal functions..</b>	<b>\$36,142.22</b>
<b>Per Capita—Municipal functions ....</b>	
Capital imp'ts and capital imp't fund	\$19.21
<b>Debt Service</b>	<b>\$1,025.00</b>
Principal payments ..	.....
Interest payments ..	.....
<b>Total .....</b>	<b>.....</b>
<b>Per Capita Debt Service .....</b>	
<b>Deferred Charges and Statutory Expenditures</b>	<b>.....</b>
Emergencies .....	.....
Other deferred chgs. ....	.....
<b>Total .....</b>	<b>.....</b>
<b>TOTAL—Municipal expenditures ...</b>	<b>\$37,167.22</b>
<b>Required Payments for Local School, County, and Special District Taxes .....</b>	
	63,217.77
<b>TOTAL EXPENDITURES AND REQUIRED PAYMENTS .....</b>	<b>\$100,384.99</b>
Reserve for uncollected taxes .....	\$9,007.55
<b>GRAND TOTAL—Budget .....</b>	<b>\$109,392.54</b>
<b>RECEIPTS AND REVENUES REALIZED IN 1950 TO MEET EXPENDITURES AND RE-REQUIRED PAYMENTS</b>	
Surplus revenue appropriated ..	\$4,500.00
Miscellaneous revenues realized ..	7,105.20
State aid revenues realized .....	2,493.40
Delinquent taxes including	.....
liens—1950 collections .....	8,397.68
Current taxes—1950 collections..	81,667.47
Emergency borrowings .....	.....
<b>TOTAL RECEIPTS AND REVENUES REALIZED .....</b>	<b>\$104,163.75</b>

### CAPITAL OUTLAY—1950

Beaches and boardwalks .....	.....
Buildings and equipment .....	\$4,482.50
Parks and playgrounds .....	.....
Sewers .....	.....
Streets, roads and bridges .....	.....
Water supply .....	.....
Other .....	.....

<b>Tax rate .....</b>	<b>\$4.97</b>
Local school tax rate .....	2.54
County tax rate .....	0.97
Local purpose tax rate .....	1.46

### TAXES

Local school tax ...	\$45,790.75	
County taxes .....	17,427.02	
Special district taxes .....	.....	
<b>Local purpose levy .....</b>	<b>26,300.77</b>	<b>\$63,217.77</b>
<b>Total tax levy (tax duplicate) ..</b>	<b>.....</b>	<b>\$89,518.54</b>
<b>Per Capita Total Tax Levy .....</b>		
	<b>\$47.59</b>	

<b>Current</b>	
1950 taxes levied (total) .....	\$89,937.64
Collected in 1950 .....	81,667.47
Per cent of levy collected in 1950 ...	90.80
Transferred to liens .....	.....
Cancelled, abated or adjusted ..	.....
Outstanding December 31, 1950 ..	\$8,270.17

<b>All Prior Years Outstanding</b>	
Balance January 1, 1950 .....	\$9,024.13
Collected in 1950 .....	8,397.68
Balance December 31, 1950 .....	\$528.28

<b>Tax Title Liens Outstanding</b>	
Balance January 1, 1950 .....	.....
Redeemed by cash .....	.....
Balance December 31, 1950 .....	.....

<b>Property Acquired by Deed or Foreclosure</b>	
Balance January 1, 1950 .....	.....
Sale for cash .....	.....
Balance December 31, 1950 .....	.....

### CAPITAL DEBT, DECEMBER 31, 1950

<b>Gross Debt</b>	
School debt .....	\$90,000.00
Self-liquidating debt. ....	8,397.68
Other capital debt ..	.....
<b>TOTAL GROSS DEBT .....</b>	<b>\$90,000.00</b>
<b>Per Capita Gross Debt .....</b>	<b>\$47.85</b>

<b>Deductions for</b>	
School debt .....	\$90,000.00
Self-liquidating debt. ....	.....
Other capital debt ..	.....
<b>TOTAL DEDUCTIONS .....</b>	<b>90,000.00</b>
<b>NET DEBT .....</b>	<b>.....</b>

<b>Average Assessed Valuations</b>	
Real Property 1948-1949-1950..	\$1,459,679.00
<b>Per Cent of Net Debt .....</b>	<b>.....</b>

### CURRENT FINANCES DECEMBER 31, 1950

Cash .....	\$32,594.05
Taxes receivable .....	8,798.45
Tax title liens .....	.....
Foreclosed property .....	.....
Accounts receivable .....	50.00
State road aid receivable .....	.....
Emergencies and deferred charges ..	.....
<b>TOTAL ASSETS .....</b>	<b>\$41,442.50</b>
Cash liabilities .....	\$4,673.86
Reserves .....	8,848.45
Surplus revenue .....	27,920.19
<b>TOTAL LIABILITIES AND SURPLUS .....</b>	<b>\$41,442.50</b>

## HIGHLAND PARK BOROUGH—MIDDLESEX COUNTY

Population Census, 1950—9,706  
1940—9,002

Land Area 1.8 sq. mi.

Net Valuation Taxable \$9,743,919

### EXPENDITURES AND RE- QUIRED PAYMENTS FOR 1950

<b>General Government</b>	
Administrative and executive . . . . .	\$28,250.00
Assessment and collection of taxes	26,750.00
Finance Department . . . . .	.....
<b>Protection to Persons &amp; Property</b>	
Fire . . . . .	28,100.00
Police . . . . .	74,330.00
Other . . . . .	.....
<b>Streets and Roads</b>	
Repairs and maintenance . . . . .	23,950.00
Street lighting . . . . .	14,000.00
<b>Sanitation</b>	
Street cleaning . . . . .	6,750.00
Garbage and ash removal . . . . .	34,000.00
Sewers . . . . .	36,500.00
<b>Health and Charities</b>	
Health service . . . . .	3,090.00
Poor (including relief) . . . . .	1,500.00
Hospitals (aid and maintenance) . . . . .	700.00
Other . . . . .	.....
<b>Recreation</b>	
Beaches and boardwalks . . . . .	.....
Parks and playgrounds . . . . .	8,030.00
Other . . . . .	.....
<b>Educational</b>	
(Exclusive of school districts) . . . . .	7,830.00
<b>Unclassified Purposes</b>	
(Including contingent) . . . . .	3,550.00
<b>SUB-TOTAL—Municipal functions..</b>	<b>\$297,330.00</b>

<b>Per Capita—Municipal functions . . . . .</b>	<b>\$30.63</b>
Capital imp'ts and capital imp't fund	\$27,000.00
<b>Debt Service</b>	
Principal payments . . . . .	\$29,500.00
Interest payments . . . . .	9,143.50
<b>Total . . . . .</b>	<b>38,643.50</b>
<b>Per Capita Debt Service . . . . .</b>	
<b>\$3.98</b>	
<b>Deferred Charges and Statutory Expenditures</b>	
Emergencies . . . . .	.....
Other deferred chgs. . . . .	.....
<b>Total . . . . .</b>	<b>.....</b>

**TOTAL—Municipal expenditures . . . . . \$361,973.50**

**Required Payments for Local School, County, and Special District Taxes . . . . . 489,215.58**

**TOTAL EXPENDITURES AND REQUIRED PAYMENTS . . . . . \$851,189.08**

Reserve for uncollected taxes . . . . . \$68,119.50

**GRAND TOTAL—Budget . . . . . \$919,308.58**

### RECEIPTS AND REVENUES REALIZED IN 1950 TO MEET EXPENDITURES AND RE- QUIRED PAYMENTS

Surplus revenue appropriated . . . . .	\$128,000.00
Miscellaneous revenues realized . . . . .	84,691.79
State aid revenues realized . . . . .	5,993.00
Delinquent taxes including	
liens—1950 collections . . . . .	35,319.25
Current taxes—1950 collections . . . . .	636,903.87
Emergency borrowings . . . . .	.....
<b>TOTAL RECEIPTS AND REVENUES REALIZED . . . . .</b>	<b>\$890,907.91</b>

### CAPITAL OUTLAY—1950

Beaches and boardwalks . . . . .	.....
Buildings and equipment . . . . .	\$36,104.63
Parks and playgrounds . . . . .	.....
Sewers . . . . .	.....
Streets, roads and bridges . . . . .	17,432.58
Water supply . . . . .	960.00
Other . . . . .	.....

<b>Tax rate . . . . .</b>	<b>\$6.92</b>
Local school tax rate . . . . .	3.41
County tax rate . . . . .	1.62
Local purpose tax rate . . . . .	1.89

### TAXES

Local school tax . . . . .	\$332,125.64
County taxes . . . . .	157,089.94
Special district taxes . . . . .	.....

Local purpose levy . . . . . \$489,215.58

..... 187,000.00

**Total tax levy (tax duplicate) . . . . . \$676,215.58**

**Per Capita Total Tax Levy . . . . . \$69.67**

<b>Current</b>	
1950 taxes levied (total) . . . . .	\$683,589.16
Collected in 1950 . . . . .	636,903.87
Per cent of levy col- lected in 1950 . . . . .	93.17
Transferred to liens . . . . .	5,239.20
Cancelled, abated or adjusted . . . . .	9,276.48
Outstanding December 31, 1950 . . . . .	\$32,169.61

<b>All Prior Years Outstanding</b>	
Balance January 1, 1950 . . . . .	\$42,758.96
Collected in 1950 . . . . .	32,905.34
Balance December 31, 1950 . . . . .	\$9,588.02

<b>Tax Title Liens Outstanding</b>	
Balance January 1, 1950 . . . . .	\$108,809.21
Redeemed by cash . . . . .	2,413.91
Balance December 31, 1950 . . . . .	\$87,748.49

<b>Property Acquired by Deed or Foreclosure</b>	
Balance January 1, 1950 . . . . .	\$147,468.46
Sale for cash . . . . .	92,059.48
Balance December 31, 1950 . . . . .	\$121,303.46

### CAPITAL DEBT, DECEMBER 31, 1950

<b>Gross Debt</b>	
School debt . . . . .	\$153,000.00
Self-liquidating debt . . . . .	136,500.00
Other capital debt . . . . .	505,050.00

**TOTAL GROSS DEBT . . . . . \$794,550.00**

**Per Capita Gross Debt . . . . . \$81.86**

<b>Deductions for</b>	
School debt . . . . .	\$153,000.00
Self-liquidating debt . . . . .	136,500.00
Other capital debt . . . . .	.....

**TOTAL DEDUCTIONS . . . . . 289,500.00**

**NET DEBT . . . . . \$505,050.00**

<b>Average Assessed Valuations</b>	
Real Property 1948-1949-1950 . . . . .	\$9,168,303.00
Per Cent of Net Debt . . . . .	5.50

### CURRENT FINANCES DECEMBER 31, 1950

Cash . . . . .	\$232,392.19
Taxes receivable . . . . .	41,757.63
Tax title liens . . . . .	87,748.49
Foreclosed property . . . . .	121,303.46
Accounts receivable . . . . .	645.50
State road aid receivable . . . . .	412.12
Emergencies and deferred charges . . . . .	.....
<b>TOTAL ASSETS . . . . .</b>	<b>\$484,259.39</b>

Cash liabilities . . . . .	\$38,515.21
Reserves . . . . .	251,455.08
Surplus revenue . . . . .	194,289.10

**TOTAL LIABILITIES AND SURPLUS . . . . . \$484,259.39**

## HIGHLANDS BOROUGH—MONMOUTH COUNTY

Population Census, 1950—2,957                      Land Area 1.1 sq. mi.                      Net Valuation Taxable \$2,117,221  
 1940—2,076

<b>EXPENDITURES AND REQUIRED PAYMENTS FOR 1950</b>	
<b>General Government</b>	
Administrative and executive .....	\$12,542.43
Assessment and collection of taxes .....	5,245.95
Finance Department .....	.....
<b>Protection to Persons &amp; Property</b>	
Fire .....	3,536.72
Police .....	17,355.87
Other .....	.....
<b>Streets and Roads</b>	
Repairs and maintenance .....	10,058.14
Street lighting .....	5,415.52
<b>Sanitation</b>	
Street cleaning .....	.....
Garbage and ash removal .....	13,200.00
Sewers .....	2,397.04
<b>Health and Charities</b>	
Health service .....	1,145.25
Poor (including relief) .....	8,770.00
Hospitals (aid and maintenance) .....	.....
Other .....	.....
<b>Recreation</b>	
Beaches and boardwalks .....	1,300.04
Parks and playgrounds .....	715.18
Other .....	.....
<b>Educational</b>	
(Exclusive of school districts) ..	200.00
<b>Unclassified Purposes</b>	
(Including contingent) .....	7,700.00
<b>SUB-TOTAL—Municipal functions..</b>	<b>\$89,582.14</b>
<b>Per Capita—Municipal functions ...</b>	
Capital imp'ts and capital imp't fund .....	\$30.29
Debt Service .....	\$3,000.00
Principal payments ..	\$21,500.00
Interest payments ..	14,845.00
Total .....	36,345.00
<b>Per Capita Debt Service .....</b>	<b>\$12.29</b>
<b>Deferred Charges and Statutory Expenditures</b>	
Emergencies .....	\$2,483.93
Other deferred chgs. ....	288.05
Total .....	2,771.98
<b>TOTAL—Municipal expenditures ...</b>	<b>\$131,699.12</b>
<b>Required Payments for Local School, County, and Special District Taxes .....</b>	
	100,508.58
<b>TOTAL EXPENDITURES AND REQUIRED PAYMENTS .....</b>	<b>\$232,207.70</b>
Reserve for uncollected taxes .....	\$35,467.22
<b>GRAND TOTAL—Budget .....</b>	<b>\$267,674.92</b>
<b>RECEIPTS AND REVENUES REALIZED IN 1950 TO MEET EXPENDITURES AND REQUIRED PAYMENTS</b>	
Surplus revenue appropriated ..	\$15,267.68
Miscellaneous revenues realized. ....	35,124.47
State aid revenues realized .....	3,585.00
Delinquent taxes including	
liens—1950 collections .....	28,095.15
Current taxes—1950 collections..	137,346.31
Emergency borrowings .....	.....
<b>TOTAL RECEIPTS AND REVENUES REALIZED .....</b>	<b>\$219,418.61</b>

### CAPITAL OUTLAY—1950

Beaches and boardwalks .....	.....
Buildings and equipment .....	.....
Parks and playgrounds .....	.....
Sewers .....	.....
Streets, roads and bridges .....	.....
Water supply .....	\$20,022.84
Other .....	.....

Tax rate .....	\$8.54
Local school tax rate .....	3.28
County tax rate .....	1.47
Local purpose tax rate .....	3.79

### TAXES

Local school tax ...	\$69,465.01	
County taxes .....	31,043.57	
Special district taxes .....	.....	
Local purpose levy .....		\$100,508.58
		80,180.52
<b>Total tax levy (tax duplicate) ..</b>		<b>\$180,689.10</b>

**Per Capita Total Tax Levy .....**                      **\$61.11**

<b>Current</b>	
1950 taxes levied (total) .....	\$180,689.10
Collected in 1950 .....	137,346.31
Per cent of levy collected in 1950 ...	76.01
Transferred to liens .....	581.62
Cancelled, abated or adjusted .....	6,213.77
Outstanding December 31, 1950 ..	\$36,547.40

<b>All Prior Years Outstanding</b>	
Balance January 1, 1950 .....	\$30,278.89
Collected in 1950 .....	28,095.15
Balance December 31, 1950 .....	\$2,381.53

<b>Tax Title Liens Outstanding</b>	
Balance January 1, 1950 .....	\$5,715.68
Redeemed by cash .....	.....
Balance December 31, 1950 .....	\$6,623.01

<b>Property Acquired by Deed or Foreclosure</b>	
Balance January 1, 1950 .....	\$1,870.00
Sale for cash .....	.....
Balance December 31, 1950 .....	\$1,870.00

### CAPITAL DEBT, DECEMBER 31, 1950

<b>Gross Debt</b>	
School debt .....	\$96,000.00
Self-liquidating debt. ....	121,000.00
Other capital debt ..	509,000.00

**TOTAL GROSS DEBT .....**                      **\$726,000.00**  
**Per Capita Gross Debt .....**                      **\$245.52**

<b>Deductions for</b>	
School debt .....	\$96,000.00
Self-liquidating debt. ....	121,000.00
Other capital debt ..	.....

**TOTAL DEDUCTIONS .....**                      **217,000.00**

**NET DEBT .....**                      **\$509,000.00**

<b>Average Assessed Valuations</b>	
Real Property 1948-1949-1950..	\$2,009,624.00
Per Cent of Net Debt .....	25.32

### CURRENT FINANCES DECEMBER 31, 1950

Cash .....	\$28,795.96
Taxes receivable .....	38,928.93
Tax title liens .....	6,623.01
Foreclosed property .....	1,870.00
Accounts receivable .....	.....
State road aid receivable .....	.....
Emergencies and deferred charges ..	14,742.50

**TOTAL ASSETS .....**                      **\$90,960.40**

Cash liabilities .....	\$42,915.09
Reserves .....	47,421.94
Surplus revenue .....	623.37

**TOTAL LIABILITIES AND SURPLUS .....**                      **\$90,960.40**

# HIGHTSTOWN BOROUGH—MERCER COUNTY

Population Census, 1950—3,706  
1940—3,486

Land Area 1.23 sq. mi.

Net Valuation Taxable \$3,586,623

## EXPENDITURES AND REQUIRED PAYMENTS FOR 1950

<b>General Government</b>	
Administrative and executive .....	\$18,902.45
Assessment and collection of taxes .....	2,247.76
Finance Department .....	1,000.00
<b>Protection to Persons &amp; Property</b>	
Fire .....	7,000.00
Police .....	19,856.80
Other .....	
<b>Streets and Roads</b>	
Repairs and maintenance .....	15,632.22
Street lighting .....	4,900.00
<b>Sanitation</b>	
Street cleaning .....	
Garbage and ash removal .....	15,286.62
Sewers .....	
<b>Health and Charities</b>	
Health service .....	572.00
Poor (including relief) .....	5,056.80
Hospitals (aid and maintenance) .....	
Other .....	
<b>Recreation</b>	
Beaches and boardwalks .....	
Parks and playgrounds .....	1,275.00
Other .....	
<b>Educational</b>	
(Exclusive of school districts) ..	2,000.00
<b>Unclassified Purposes</b>	
(Including contingent) .....	1,800.00
<b>SUB-TOTAL—Municipal functions..</b>	<b>\$95,529.65</b>

<b>Per Capita—Municipal functions .....</b>	<b>\$25.78</b>
Capital imp'ts and capital imp't fund .....	\$4,944.44
<b>Debt Service</b>	
Principal payments ..	\$8,307.20
Interest payments ..	930.60
<b>Total .....</b>	<b>9,237.80</b>
<b>Per Capita Debt Service .....</b>	<b>\$2.49</b>
<b>Deferred Charges and Statutory Expenditures</b>	
Emergencies .....	
Other deferred chgs. ....	\$3,382.47
<b>Total .....</b>	<b>3,382.47</b>
<b>TOTAL—Municipal expenditures ...</b>	<b>\$113,094.36</b>

<b>Required Payments for Local School, County, and Special District Taxes .....</b>	<b>141,044.59</b>
-------------------------------------------------------------------------------------	-------------------

<b>TOTAL EXPENDITURES AND REQUIRED PAYMENTS .....</b>	<b>\$254,138.95</b>
Reserve for uncollected taxes .....	\$45,069.64
<b>GRAND TOTAL—Budget .....</b>	<b>\$299,208.59</b>

<b>RECEIPTS AND REVENUES REALIZED IN 1950 TO MEET EXPENDITURES AND REQUIRED PAYMENTS</b>	
Surplus revenue appropriated ..	\$33,700.76
Miscellaneous revenues realized ..	27,984.67
State aid revenues realized .....	10,642.75
Delinquent taxes including	
liens—1950 collections .....	25,873.19
Current taxes—1950 collections..	185,493.79
Emergency borrowings .....	
<b>TOTAL RECEIPTS AND REVENUES REALIZED .....</b>	<b>\$283,695.16</b>

### CAPITAL OUTLAY—1950

Beaches and boardwalks .....	
Buildings and equipment .....	
Parks and playgrounds .....	
Sewers .....	\$12,102.54
Streets, roads and bridges .....	305.53
Water supply .....	11,432.41
Other .....	

<b>Tax rate .....</b>	<b>\$5.65</b>
Local school tax rate .....	2.82
County tax rate .....	1.11
Local purpose tax rate ....	1.72

### TAXES

Local school tax ...	\$101,148.95
County taxes .....	39,895.64
Special district taxes .....	
<b>Local purpose levy .....</b>	<b>\$141,044.59</b>
<b>Total tax levy (tax duplicate) ..</b>	<b>\$205,173.89</b>

<b>Per Capita Total Tax Levy .....</b>	<b>\$55.36</b>
----------------------------------------	----------------

<b>Current</b>	
1950 taxes levied (total) .....	\$207,335.57
Collected in 1950 .....	185,493.79
Per cent of levy collected in 1950 ..	89.46
Transferred to liens .....	3.39
Cancelled, abated or adjusted .....	
Outstanding December 31, 1950 ..	\$21,838.39

<b>All Prior Years Outstanding</b>	
Balance January 1, 1950 .....	\$29,292.57
Collected in 1950 .....	25,873.19
Balance December 31, 1950 .....	\$3,373.46

<b>Tax Title Liens Outstanding</b>	
Balance January 1, 1950 .....	\$130.38
Redeemed by cash .....	
Balance December 31, 1950 .....	\$190.85

<b>Property Acquired by Deed or Foreclosure</b>	
Balance January 1, 1950 .....	
Sale for cash .....	
Balance December 31, 1950 .....	

### CAPITAL DEBT, DECEMBER 31, 1950

<b>Gross Debt</b>	
School debt .....	\$214,855.00
Self-liquidating debt. ....	119,713.00
Other capital debt ..	34,282.00
<b>TOTAL GROSS DEBT .....</b>	<b>\$368,850.00</b>
<b>Per Capita Gross Debt .....</b>	<b>\$99.53</b>

<b>Deductions for</b>	
School debt .....	\$214,855.00
Self-liquidating debt. ....	69,275.00
Other capital debt ..	
<b>TOTAL DEDUCTIONS .....</b>	<b>284,130.00</b>
<b>NET DEBT .....</b>	<b>\$84,720.00</b>

<b>Average Assessed Valuations</b>	
Real Property 1948-1949-1950..	\$3,104,068.00
Per Cent of Net Debt .....	2.72

### CURRENT FINANCES DECEMBER 31, 1950

Cash .....	\$51,066.99
Taxes receivable .....	25,211.85
Tax title liens .....	190.85
Foreclosed property .....	
Accounts receivable .....	2,790.18
State road aid receivable .....	12,198.52
Emergencies and deferred charges ..	1,692.00
<b>TOTAL ASSETS .....</b>	<b>\$93,150.39</b>

Cash liabilities .....	\$22,098.42
Reserves .....	28,192.88
Surplus revenue .....	42,859.09

<b>TOTAL LIABILITIES AND SURPLUS .....</b>	<b>\$93,150.39</b>
--------------------------------------------	--------------------

# HILLSBOROUGH TOWNSHIP—SOMERSET COUNTY

Population Census, 1950—3,893      Land Area 54.7 sq. mi.      Net Valuation Taxable \$3,775,074  
 1940—2,645

<b>EXPENDITURES AND REQUIRED PAYMENTS FOR 1950</b>	
<b>General Government</b>	
Administrative and executive ....	\$10,461.42
Assessment and collection of taxes	5,400.00
Finance Department .....	800.00
<b>Protection to Persons &amp; Property</b>	
Fire .....	2,575.00
Police .....	1,200.00
Other .....	.....
<b>Streets and Roads</b>	
Repairs and maintenance .....	53,420.00
Street lighting .....	863.58
<b>Sanitation</b>	
Street cleaning .....	.....
Garbage and ash removal .....	.....
Sewers .....	.....
<b>Health and Charities</b>	
Health service .....	1,400.00
Poor (including relief) .....	1,270.00
Hospitals (aid and maintenance) ..	250.00
Other .....	.....
<b>Recreation</b>	
Beaches and boardwalks .....	.....
Parks and playgrounds .....	.....
Other .....	.....
<b>Educational</b>	
(Exclusive of school districts) ..	.....
<b>Unclassified Purposes</b>	
(Including contingent) .....	3,000.00
<b>SUB-TOTAL—Municipal functions..</b>	<b>\$80,640.00</b>

<b>Tax rate .....</b>	<b>\$5.35</b>
Local school tax rate .....	3.17
County tax rate .....	0.93
Local purpose tax rate ....	1.25

<b>TAXES</b>	
Local school tax ...	\$119,592.03
County taxes .....	35,240.23
Special district taxes .....	.....
Local purpose levy .....	\$154,832.26
	46,959.60
<b>Total tax levy (tax duplicate) ..</b>	<b>\$201,791.86</b>

<b>Per Capita Total Tax Levy .....</b>	<b>\$51.83</b>
<b>Current</b>	
1950 taxes levied (total) .....	\$201,966.46
Collected in 1950 .....	166,205.21
Per cent of levy collected in 1950 ...	82.29
Transferred to liens .....	7,244.79
Cancelled, abated or adjusted ....	549.98
Outstanding December 31, 1950 ..	\$27,966.48

<b>All Prior Years Outstanding</b>	
Balance January 1, 1950 .....	\$22,276.74
Collected in 1950 .....	15,341.84
Balance December 31, 1950 .....	\$6,672.36

<b>Tax Title Liens Outstanding</b>	
Balance January 1, 1950 .....	\$126,916.30
Redeemed by cash .....	.....
Balance December 31, 1950 .....	\$133,580.09

<b>Property Acquired by Deed or Foreclosure</b>	
Balance January 1, 1950 .....	\$11,160.00
Sale for cash .....	6,000.00
Balance December 31, 1950 .....	\$8,460.00

<b>CAPITAL DEBT, DECEMBER 31, 1950</b>	
<b>Gross Debt</b>	
School debt .....	\$323,000.00
Self-liquidating debt. ....	.....
Other capital debt ..	.....
<b>TOTAL GROSS DEBT .....</b>	<b>\$323,000.00</b>
<b>Per Capita Gross Debt .....</b>	<b>\$82.97</b>

<b>Deductions for</b>	
School debt .....	\$185,921.00
Self-liquidating debt. ....	.....
Other capital debt ..	.....
<b>TOTAL DEDUCTIONS .....</b>	<b>185,921.00</b>
<b>NET DEBT .....</b>	<b>\$137,079.00</b>

<b>Average Assessed Valuations</b>	
Real Property 1948-1949-1950..	\$3,098,693.00
Per Cent of Net Debt .....	4.42

<b>CURRENT FINANCES DECEMBER 31, 1950</b>	
Cash .....	\$136,314.94
Taxes receivable .....	34,638.84
Tax title liens .....	133,580.09
Foreclosed property .....	8,460.00
Accounts receivable .....	267.96
State road aid receivable .....	6,936.43
Emergencies and deferred charges ..	.....
<b>TOTAL ASSETS .....</b>	<b>\$320,198.26</b>

Cash liabilities .....	\$14,596.74
Reserves .....	176,946.89
Surplus revenue .....	128,654.63
<b>TOTAL LIABILITIES AND SURPLUS .....</b>	<b>\$320,198.26</b>

<b>Per Capita—Municipal functions ...</b>	<b>\$20.71</b>
Capital imp'ts and capital imp't fund	\$16,500.00
<b>Debt Service</b>	
Principal payments ..	.....
Interest payments ..	.....
Total .....	.....
<b>Per Capita Debt Service .....</b>	<b>.....</b>
<b>Deferred Charges and Statutory Expenditures</b>	
Emergencies .....	.....
Other deferred chgs. ..	\$25,676.76
Total .....	25,676.76
<b>TOTAL—Municipal expenditures ...</b>	<b>\$122,816.76</b>
<b>Required Payments for Local School, County, and Special District Taxes .....</b>	<b>154,832.26</b>
<b>TOTAL EXPENDITURES AND REQUIRED PAYMENTS .....</b>	<b>\$277,649.02</b>
Reserve for uncollected taxes .....	\$42,115.84
<b>GRAND TOTAL—Budget .....</b>	<b>\$319,764.86</b>

<b>RECEIPTS AND REVENUES REALIZED IN 1950 TO MEET EXPENDITURES AND REQUIRED PAYMENTS</b>	
Surplus revenue appropriated ..	\$49,480.00
Miscellaneous revenues realized.	41,391.71
State aid revenues realized .....	20,243.00
Delinquent taxes including	.....
liens—1950 collections .....	15,341.84
current taxes—1950 collections..	166,205.21
Emergency borrowings .....	.....
<b>TOTAL RECEIPTS AND REVENUES REALIZED .....</b>	<b>\$292,661.76</b>

<b>CAPITAL OUTLAY—1950</b>	
Beaches and boardwalks .....	.....
Buildings and equipment .....	.....
Parks and playgrounds .....	.....
Sewers .....	.....
Streets, roads and bridges .....	\$1,095.40
Water supply .....	.....
Other .....	.....

## HILLSDALE BOROUGH—BERGEN COUNTY

Population Census, 1950—4,120  
1940—3,438

Land Area 2.9 sq. mi.

Net Valuation Taxable \$3,843,176

### EXPENDITURES AND RE- QUIRED PAYMENTS FOR 1950

<b>General Government</b>	
Administrative and executive .....	\$15,860.00
Assessment and collection of taxes	9,410.00
Finance Department .....	.....
<b>Protection to Persons &amp; Property</b>	
Fire .....	14,450.00
Police .....	17,850.00
Other .....	.....
<b>Streets and Roads</b>	
Repairs and maintenance .....	21,800.00
Street lighting .....	7,825.00
<b>Sanitation</b>	
Street cleaning .....	.....
Garbage and ash removal .....	16,000.00
Sewers .....	.....
<b>Health and Charities</b>	
Health service .....	4,650.00
Poor (including relief) .....	2,475.00
Hospitals (aid and maintenance) ..	.....
Other .....	.....
<b>Recreation</b>	
Beaches and boardwalks .....	.....
Parks and playgrounds .....	1,840.00
Other .....	.....
<b>Educational</b>	
(Exclusive of school districts) ..	6,645.00
<b>Unclassified Purposes</b>	
(Including contingent) .....	5,250.00
<b>SUB-TOTAL—Municipal functions..</b>	<b>\$124,055.00</b>

<b>Per Capita—Municipal functions .....</b>	<b>\$30.11</b>
Capital imp'ts and capital imp't fund	\$8,500.00
<b>Debt Service</b>	
Principal payments ..	\$14,205.72
Interest payments ..	665.00
<b>Total .....</b>	<b>14,870.72</b>

<b>Per Capita Debt Service .....</b>	<b>\$3.61</b>
<b>Deferred Charges and Statutory Expenditures</b>	
Emergencies .....	.....
Other deferred chgs. ....	.....
<b>Total .....</b>	<b>.....</b>

<b>TOTAL—Municipal expenditures ...</b>	<b>\$147,425.72</b>
<b>Required Payments for Local School, County, and Special District Taxes .....</b>	
	166,418.99

<b>TOTAL EXPENDITURES AND REQUIRED PAYMENTS .....</b>	<b>\$313,844.71</b>
Reserve for uncollected taxes .....	\$26,500.00
<b>GRAND TOTAL—Budget .....</b>	<b>\$340,344.71</b>

<b>RECEIPTS AND REVENUES REALIZED IN 1950 TO MEET EXPENDITURES AND REQUIRED PAYMENTS</b>	
Surplus revenue appropriated ..	\$25,000.00
Miscellaneous revenues realized ..	45,480.50
State aid revenues realized .....	3,061.00
Delinquent taxes including liens—1950 collections .....	15,685.78
Current taxes—1950 collections..	255,331.04
Emergency borrowings .....	.....
<b>TOTAL RECEIPTS AND REVENUES REALIZED .....</b>	<b>\$344,558.32</b>

### CAPITAL OUTLAY—1950

Beaches and boardwalks .....	.....
Buildings and equipment .....	\$31,852.09
Parks and playgrounds .....	.....
Sewers .....	.....
Streets, roads and bridges .....	9,463.57
Water supply .....	.....
Other .....	.....

<b>Tax rate .....</b>	<b>\$6.78</b>
Local school tax rate .....	3.52
County tax rate .....	0.81
Local purpose tax rate .....	2.45

### TAXES

Local school tax ...	\$135,187.50	
County taxes .....	31,231.49	
Special district taxes .....	.....	
<b>Local purpose levy .....</b>	<b>.....</b>	<b>\$166,418.99</b>
		95,014.72
<b>Total tax levy (tax duplicate) ..</b>	<b>.....</b>	<b>\$261,433.71</b>
<b>Per Capita Total Tax Levy .....</b>		
		<b>\$63.45</b>

<b>Current</b>	
1950 taxes levied (total) .....	\$279,107.94
Collected in 1950 .....	255,331.04
Per cent of levy collected in 1950 ...	91.48
Transferred to liens .....	3,942.55
Cancelled, abated or adjusted .....	1,724.44
Outstanding December 31, 1950 ..	\$18,109.91

<b>All Prior Years Outstanding</b>	
Balance January 1, 1950 .....	\$21,555.78
Collected in 1950 .....	15,336.23
Balance December 31, 1950 .....	\$5,977.60

<b>Tax Title Liens Outstanding</b>	
Balance January 1, 1950 .....	\$52,980.00
Redeemed by cash .....	349.55
Balance December 31, 1950 .....	\$52,868.91

<b>Property Acquired by Deed or Foreclosure</b>	
Balance January 1, 1950 .....	\$22,730.00
Sale for cash .....	10,990.00
Balance December 31, 1950 .....	\$22,205.00

### CAPITAL DEBT, DECEMBER 31, 1950

<b>Gross Debt</b>	
School debt .....	\$200,000.00
Self-liquidating debt. ....	.....
Other capital debt ..	33,964.00
<b>TOTAL GROSS DEBT .....</b>	<b>233,964.00</b>
<b>Per Capita Gross Debt .....</b>	
	<b>\$56.79</b>

<b>Deductions for</b>	
School debt .....	\$200,000.00
Self-liquidating debt. ....	.....
Other capital debt ..	.....
<b>TOTAL DEDUCTIONS .....</b>	<b>200,000.00</b>
<b>NET DEBT .....</b>	<b>\$33,964.00</b>

<b>Average Assessed Valuations</b>	
Real Property 1948-1949-1950..	\$3,417,126.00
Per Cent of Net Debt .....	0.99

### CURRENT FINANCES DECEMBER 31, 1950

Cash .....	\$136,871.60
Taxes receivable .....	24,087.51
Tax title liens .....	52,868.91
Foreclosed property .....	22,205.00
Accounts receivable .....	148.10
State road aid receivable .....	.....
Emergencies and deferred charges ..	.....
<b>TOTAL ASSETS .....</b>	<b>\$236,181.11</b>

Cash liabilities .....	\$64,398.77
Reserves .....	99,309.51
Surplus revenue .....	72,472.83
<b>TOTAL LIABILITIES AND SURPLUS .....</b>	<b>\$236,181.11</b>

## HILLSIDE TOWNSHIP—UNION COUNTY

Population Census, 1950—20,997      Land Area 2.7 sq. mi.      Net Valuation Taxable \$35,268,323  
 1940—18,556

<b>EXPENDITURES AND RE- QUIRED PAYMENTS FOR 1950</b>	
<b>General Government</b>	
Administrative and executive .....	\$54,850.00
Assessment and collection of taxes .....	29,315.00
Finance Department .....	4,650.00

Tax rate .....	\$5.12
Local school tax rate .....	2.13
County tax rate .....	0.79
Local purpose tax rate ....	2.20

<b>Protection to Persons &amp; Property</b>	
Fire .....	176,550.00
Police .....	177,610.00
Other .....	16,650.00

<b>TAXES</b>	
Local school tax ...	\$750,242.44
County taxes .....	277,836.20
Special district taxes .....	.....

<b>Streets and Roads</b>	
Repairs and maintenance .....	53,100.00
Street lighting .....	27,000.00

Local purpose levy .....	\$1,028,078.64
.....	778,090.37
<b>Total tax levy (tax duplicate) ..</b>	<b>\$1,806,169.01</b>

<b>Sanitation</b>	
Street cleaning .....	.....
Garbage and ash removal .....	58,000.00
Sewers .....	30,202.00

<b>Per Capita Total</b>	
<b>Tax Levy .....</b>	<b>\$86.02</b>

<b>Health and Charities</b>	
Health service .....	19,860.00
Poor (including relief) .....	16,980.00
Hospitals (aid and maintenance) ..	.....
Other .....	.....

<b>Current</b>	
1950 taxes levied (total) .....	\$1,822,752.86
Collected in 1950 .....	1,743,652.07
Per cent of levy col- lected in 1950 ...	95.66
Transferred to liens .....	5,289.93
Cancelled, abated or adjusted ...	11,645.86
Outstanding December 31, 1950 ..	\$62,165.00

<b>Recreation</b>	
Beaches and boardwalks .....	.....
Parks and playgrounds .....	.....
Other .....	6,728.00

<b>Educational</b>	
(Exclusive of school districts) ..	11,500.00

<b>All Prior Years Outstanding</b>	
Balance January 1, 1950 .....	\$95,954.07
Collected in 1950 .....	54,989.36
Balance December 31, 1950 .....	\$36,857.99

<b>Unclassified Purposes</b>	
(Including contingent) .....	18,346.00

<b>SUB-TOTAL—Municipal functions..</b>	<b>\$701,341.00</b>
----------------------------------------	---------------------

<b>Tax Title Liens Outstanding</b>	
Balance January 1, 1950 .....	\$95,382.84
Redeemed by cash .....	8,438.78
Balance December 31, 1950 .....	\$85,700.26

<b>Per Capita—Municipal functions ....</b>		<b>\$33.40</b>
Capital imp'ts and capital imp't fund	\$38,850.00	
<b>Debt Service</b>		
Principal payments ..	\$159,500.00	
Interest payments ..	53,037.50	
<b>Total .....</b>	<b>212,537.50</b>	

<b>Property Acquired by Deed or Foreclosure</b>	
Balance January 1, 1950 .....	\$260,787.08
Sale for cash .....	60,161.00
Balance December 31, 1950 .....	\$204,126.08

<b>Per Capita Debt Service .....</b>		<b>\$10.12</b>
<b>Deferred Charges and Statutory Expenditures</b>		
Emergencies .....	.....	
Other deferred chgs. ..	\$50,670.00	
<b>Total .....</b>	<b>50,670.00</b>	

### CAPITAL DEBT, DECEMBER 31, 1950

<b>Gross Debt</b>	
School debt .....	\$1,398,900.00
Self-liquidating debt. ....	.....
Other capital debt ..	1,186,838.00
<b>TOTAL GROSS DEBT .....</b>	<b>\$2,585,738.00</b>
<b>Per Capita Gross Debt .....</b>	<b>\$123.15</b>

<b>TOTAL—Municipal expenditures ...</b>	<b>\$1,003,398.50</b>
-----------------------------------------	-----------------------

<b>Required Payments for Local School, County, and Special District Taxes .....</b>		<b>1,028,078.64</b>
-------------------------------------------------------------------------------------	--	---------------------

<b>Deductions for</b>	
School debt .....	\$1,398,900.00
Self-liquidating debt. ....	.....
Other capital debt ..	33,516.00

<b>TOTAL EXPENDITURES AND REQUIRED PAYMENTS .....</b>		<b>\$2,031,477.14</b>
-------------------------------------------------------	--	-----------------------

Reserve for uncollected taxes .....	\$180,833.28
-------------------------------------	--------------

<b>TOTAL DEDUCTIONS .....</b>	<b>1,432,416.00</b>
<b>NET DEBT .....</b>	<b>\$1,153,322.00</b>

<b>GRAND TOTAL—Budget .....</b>	<b>\$2,212,310.42</b>
---------------------------------	-----------------------

<b>Average Assessed Valuations</b>	
Real Property 1948-1949-1950..	\$27,353,665.00
Per Cent of Net Debt .....	4.21

<b>RECEIPTS AND REVENUES REALIZED IN 1950 TO MEET EXPENDITURES AND REQUIRED PAYMENTS</b>	
Surplus revenue appropriated ..	\$218,920.56
Miscellaneous revenues realized.	154,374.09
State aid revenues realized .....	14,987.10

### CURRENT FINANCES DECEMBER 31, 1950

Delinquent taxes including liens—1950 collections .....	123,589.14
Current taxes—1950 collections..	1,743,652.07
Emergency borrowings .....	.....

Cash .....	\$336,809.96
Taxes receivable .....	99,022.99
Tax title liens .....	85,700.26
Foreclosed property .....	204,126.08
Accounts receivable .....	7,687.38
State road aid receivable .....	5,928.03
Emergencies and deferred charges ..	.....

<b>TOTAL RECEIPTS AND REVENUES REALIZED .....</b>	<b>\$2,255,522.96</b>
---------------------------------------------------	-----------------------

<b>TOTAL ASSETS .....</b>	<b>\$739,274.70</b>
---------------------------	---------------------

<b>CAPITAL OUTLAY—1950</b>	
Beaches and boardwalks .....	.....
Buildings and equipment .....	\$65.12
Parks and playgrounds .....	.....
Sewers .....	2,345.21
Streets, roads and bridges .....	76,899.80
Water supply .....	.....
Other .....	26,535.66

Cash liabilities .....	\$51,297.24
Reserves .....	396,536.71
Surplus revenue .....	291,440.75

<b>TOTAL LIABILITIES AND SURPLUS .....</b>	<b>\$739,274.70</b>
--------------------------------------------	---------------------

# HI-NELLA BOROUGH—CAMDEN COUNTY

Population Census, 1950—231  
1940—203

Land Area 0.22 sq. mi.

Net Valuation Taxable \$143,160

## EXPENDITURES AND REQUIRED PAYMENTS FOR 1950

<b>General Government</b>	
Administrative and executive . . .	\$1,171.79
Assessment and collection of taxes	294.66
Finance Department . . . . .	.....
<b>Protection to Persons &amp; Property</b>	
Fire . . . . .	1,188.25
Police . . . . .	143.60
Other . . . . .	.....
<b>Streets and Roads</b>	
Repairs and maintenance . . . . .	117.00
Street lighting . . . . .	380.00
<b>Sanitation</b>	
Street cleaning . . . . .	.....
Garbage and ash removal . . . . .	250.00
Sewers . . . . .	.....
<b>Health and Charities</b>	
Health service . . . . .	25.00
Poor (including relief) . . . . .	.....
Hospitals (aid and maintenance) . . . . .	.....
Other . . . . .	.....
<b>Recreation</b>	
Beaches and boardwalks . . . . .	.....
Parks and playgrounds . . . . .	85.40
Other . . . . .	.....
<b>Educational</b>	
(Exclusive of school districts) . . . . .	.....
<b>Unclassified Purposes</b>	
(Including contingent) . . . . .	70.00
<b>SUB-TOTAL—Municipal functions..</b>	<b>\$3,725.70</b>

<b>Per Capita—Municipal functions . . . . .</b>	<b>\$16.13</b>
Capital imp'ts and capital imp't fund	\$2,443.00
<b>Debt Service</b>	
Principal payments . . . . .	\$1,000.00
Interest payments . . . . .	150.00
<b>Total . . . . .</b>	<b>1,150.00</b>
<b>Per Capita Debt Service . . . . .</b>	<b>\$4.98</b>
<b>Deferred Charges and Statutory Expenditures</b>	
Emergencies . . . . .	.....
Other deferred chgs. . . . .	.....
<b>Total . . . . .</b>	<b>.....</b>

<b>TOTAL—Municipal expenditures . . .</b>	<b>\$7,318.70</b>
<b>Required Payments for Local School, County, and Special District Taxes . . . . .</b>	<b>6,588.63</b>

<b>TOTAL EXPENDITURES AND REQUIRED PAYMENTS . . . . .</b>	<b>\$13,907.33</b>
Reserve for uncollected taxes . . . . .	\$949.00
<b>GRAND TOTAL—Budget . . . . .</b>	<b>\$14,856.33</b>

## RECEIPTS AND REVENUES REALIZED IN 1950 TO MEET EXPENDITURES AND REQUIRED PAYMENTS

Surplus revenue appropriated . . . . .	\$1,300.00
Miscellaneous revenues realized . . . . .	14,159.13
State aid revenues realized . . . . .	1,508.00
<b>Delinquent taxes including</b>	
liens—1950 collections . . . . .	706.54
Current taxes—1950 collections..	8,460.43
Emergency borrowings . . . . .	.....
<b>TOTAL RECEIPTS AND REVENUES REALIZED . . . . .</b>	<b>\$26,134.10</b>

## CAPITAL OUTLAY—1950

Beaches and boardwalks . . . . .	.....
Buildings and equipment . . . . .	.....
Parks and playgrounds . . . . .	.....
Sewers . . . . .	.....
Streets, roads and bridges . . . . .	.....
Water supply . . . . .	.....
Other . . . . .	.....

<b>Tax rate . . . . .</b>	<b>\$6.60</b>
Local school tax rate . . . . .	3.17
County tax rate . . . . .	1.43
Local purpose tax rate . . . . .	2.00

## TAXES

Local school tax . . . . .	\$4,541.00
County taxes . . . . .	2,047.63
Special district taxes . . . . .	.....
<b>Local purpose levy . . . . .</b>	<b>\$6,588.63</b>
<b>Total tax levy (tax duplicate) ..</b>	<b>\$9,437.63</b>
<b>Per Capita Total Tax Levy . . . . . \$40.86</b>	

## Current

1950 taxes levied (total) . . . . .	\$9,729.58
Collected in 1950 . . . . .	8,460.43
Per cent of levy collected in 1950 . . . . .	86.95
Transferred to liens . . . . .	6.60
Cancelled, abated or adjusted . . . . .	.....
Outstanding December 31, 1950 ..	\$1,262.55

## All Prior Years Outstanding

Balance January 1, 1950 . . . . .	\$895.13
Collected in 1950 . . . . .	706.54
Balance December 31, 1950 . . . . .	\$188.59

## Tax Title Liens Outstanding

Balance January 1, 1950 . . . . .	\$285.84
Redeemed by cash . . . . .	.....
Balance December 31, 1950 . . . . .	\$292.44

## Property Acquired by Deed or Foreclosure

Balance January 1, 1950 . . . . .	\$13,975.00
Sale for cash . . . . .	12,250.00
Balance December 31, 1950 . . . . .	\$1,475.00

## CAPITAL DEBT, DECEMBER 31, 1950

### Gross Debt

School debt . . . . .	.....
Self-liquidating debt. . . . .	.....
Other capital debt ..	\$2,000.00

**TOTAL GROSS DEBT . . . . . \$2,000.00**

**Per Capita Gross Debt . . . . . \$8.66**

### Deductions for

School debt . . . . .	.....
Self-liquidating debt. . . . .	.....
Other capital debt ..	.....

**TOTAL DEDUCTIONS . . . . .**

**NET DEBT . . . . . \$2,000.00**

### Average Assessed Valuations

Real Property 1948-1949-1950..	\$141,845.00
Per Cent of Net Debt . . . . .	1.40

## CURRENT FINANCES DECEMBER 31, 1950

Cash . . . . .	\$14,011.16
Taxes receivable . . . . .	1,451.14
Tax title liens . . . . .	292.44
Foreclosed property . . . . .	1,475.00
Accounts receivable . . . . .	90.54
State road aid receivable . . . . .	.....
Emergencies and deferred charges ..	1,000.00
<b>TOTAL ASSETS . . . . .</b>	<b>\$18,320.28</b>
Cash liabilities . . . . .	\$387.95
Reserves . . . . .	3,309.12
Surplus revenue . . . . .	14,623.21

**TOTAL LIABILITIES AND SURPLUS . . . . . \$18,320.28**

## HOBOKEN CITY—HUDSON COUNTY

Population Census, 1950—50,510  
1940—50,115

Land Area 1.3 sq. mi.

Net Valuation Taxable \$80,772,303

### EXPENDITURES AND REQUIRED PAYMENTS FOR 1950

<b>General Government</b>	
Administrative and executive .....	\$304,704.19
Assessment and collection of taxes .....	27,190.00
Finance Department .....	62,950.00
<b>Protection to Persons &amp; Property</b>	
Fire .....	554,050.00
Police .....	648,539.92
Other .....	321,771.89
<b>Streets and Roads</b>	
Repairs and maintenance .....	134,640.00
Street lighting .....	38,000.00
<b>Sanitation</b>	
Street cleaning .....	100,275.00
Garbage and ash removal .....	132,500.00
Sewers .....	33,400.00
<b>Health and Charities</b>	
Health service .....	68,045.00
Poor (including relief) .....	49,880.00
Hospitals (aid and maintenance) .....	67,500.00
Other .....	130.00
<b>Recreation</b>	
Beaches and boardwalks .....	.....
Parks and playgrounds .....	111,970.00
Other .....	.....
<b>Educational</b>	
(Exclusive of school districts) ..	57,359.00
<b>Unclassified Purposes</b>	
(Including contingent) .....	69,250.00
<b>SUB-TOTAL—Municipal functions..</b>	<b>\$2,782,155.00</b>

<b>Per Capita—Municipal functions .....</b>	<b>\$55.08</b>
Capital imp'ts and capital imp't fund .....	\$24,200.00
<b>Debt Service</b>	
Principal payments ..	\$502,000.00
Interest payments ..	193,415.00
Total .....	695,415.00
<b>Per Capita Debt Service .....</b>	<b>\$13.77</b>
<b>Deferred Charges and Statutory Expenditures</b>	
Emergencies .....	.....
Other deferred chgs. ..	\$213,630.57
Total .....	213,630.57
<b>TOTAL—Municipal expenditures ...</b>	<b>\$3,715,400.57</b>

<b>Required Payments for Local School, County, and Special District Taxes .....</b>	<b>2,577,836.15</b>
-------------------------------------------------------------------------------------	---------------------

<b>TOTAL EXPENDITURES AND REQUIRED PAYMENTS .....</b>	<b>\$6,293,236.72</b>
-------------------------------------------------------	-----------------------

Reserve for uncollected taxes .....	\$586,163.59
<b>GRAND TOTAL—Budget .....</b>	<b>\$6,879,400.31</b>

### RECEIPTS AND REVENUES REALIZED IN 1950 TO MEET EXPENDITURES AND REQUIRED PAYMENTS

Surplus revenue appropriated ..	\$350,000.00
Miscellaneous revenues realized ..	452,272.93
State aid revenues realized .....	63,102.99
Delinquent taxes including .....	.....
liens—1950 collections .....	388,061.89
Current taxes—1950 collections..	5,368,508.31
Emergency borrowings .....	.....

<b>TOTAL RECEIPTS AND REVENUES REALIZED .....</b>	<b>\$6,621,946.12</b>
---------------------------------------------------	-----------------------

### CAPITAL OUTLAY—1950

Beaches and boardwalks .....	.....
Buildings and equipment .....	\$150,000.00
Parks and playgrounds .....	.....
Sewers .....	.....
Streets, roads and bridges .....	.....
Water supply .....	.....
Other .....	.....

<b>Tax rate .....</b>	<b>\$7.22</b>
Local school tax rate .....	1.53
County tax rate .....	1.66
Local purpose tax rate .....	4.03

### TAXES

Local school tax ...	\$1,238,021.72	
County taxes .....	1,339,814.43	
Special district taxes .....	.....	
Local purpose levy .....	.....	\$2,577,836.15
<b>Total tax levy (tax duplicate) ..</b>	<b>\$5,831,450.31</b>	

<b>Per Capita Total Tax Levy .....</b>	<b>\$115.45</b>
----------------------------------------	-----------------

<b>Current</b>	
1950 taxes levied (total) .....	\$5,842,717.05
Collected in 1950 .....	5,368,508.31
Per cent of levy collected in 1950 ...	91.88
Transferred to liens .....	40,062.25
Cancelled, abated or adjusted .....	.....
Outstanding December 31, 1950 ..	\$434,146.49

<b>All Prior Years Outstanding</b>	
Balance January 1, 1950 .....	\$433,492.95
Collected in 1950 .....	206,133.50
Balance December 31, 1950 .....	\$190,294.03

<b>Tax Title Liens Outstanding</b>	
Balance January 1, 1950 .....	\$51,290.10
Redeemed by cash .....	9,782.14
Balance December 31, 1950 .....	\$109,984.41

<b>Property Acquired by Deed or Foreclosure</b>	
Balance January 1, 1950 .....	\$1,298,305.95
Sale for cash .....	173,802.25
Balance December 31, 1950 .....	\$1,057,912.95

### CAPITAL DEBT, DECEMBER 31, 1950

<b>Gross Debt</b>	
School debt .....	\$1,477,000.00
Self-liquidating debt ..	.....
Other capital debt ..	3,020,500.00
<b>TOTAL GROSS DEBT .....</b>	<b>\$4,497,500.00</b>
<b>Per Capita Gross Debt .....</b>	<b>\$89.04</b>

<b>Deductions for</b>	
School debt .....	\$1,477,000.00
Self-liquidating debt ..	.....
Other capital debt ..	500.00
<b>TOTAL DEDUCTIONS .....</b>	<b>1,477,500.00</b>
<b>NET DEBT .....</b>	<b>\$3,020,000.00</b>

<b>Average Assessed Valuations</b>	
Real Property 1948-1949-1950..	\$70,660,023.00
Per Cent of Net Debt .....	4.27

### CURRENT FINANCES DECEMBER 31, 1950

Cash .....	\$1,164,606.59
Taxes receivable .....	624,440.52
Tax title liens .....	109,984.41
Foreclosed property .....	1,057,912.95
Accounts receivable .....	58,554.93
State road aid receivable .....	31,520.00
Emergencies and deferred charges ..	481.80
<b>TOTAL ASSETS .....</b>	<b>\$3,047,501.20</b>
Cash liabilities .....	\$254,333.15
Reserves .....	\$1,850,892.81
Surplus revenue .....	942,275.24
<b>TOTAL LIABILITIES AND SURPLUS .....</b>	<b>\$3,047,501.20</b>

## HO-HO-KUS BOROUGH—BERGEN COUNTY

Population Census, 1950—2,247  
1940—1,626

Land Area 1.8 sq. mi.

Net Valuation Taxable \$3,483,900

### EXPENDITURES AND REQUIRED PAYMENTS FOR 1950

<b>General Government</b>	
Administrative and executive .....	\$12,048.47
Assessment and collection of taxes .....	3,858.28
Finance Department .....	.....
<b>Protection to Persons &amp; Property</b>	
Fire .....	1,725.00
Police .....	19,660.00
Other .....	.....
<b>Streets and Roads</b>	
Repairs and maintenance .....	8,900.00
Street lighting .....	4,400.00
<b>Sanitation</b>	
Street cleaning .....	.....
Garbage and ash removal .....	.....
Sewers .....	.....
<b>Health and Charities</b>	
Health service .....	2,100.00
Poor (including relief) .....	.....
Hospitals (aid and maintenance) .....	.....
Other .....	.....
<b>Recreation</b>	
Beaches and boardwalks .....	.....
Parks and playgrounds .....	.....
Other .....	.....
<b>Educational</b>	
(Exclusive of school districts) ..	1,900.00
<b>Unclassified Purposes</b>	
(Including contingent) .....	3,833.25
<b>SUB-TOTAL—Municipal functions..</b>	<b>\$58,425.00</b>

<b>Per Capita—Municipal functions .....</b>	<b>\$26.00</b>
Capital imp'ts and capital imp't fund .....	\$1,000.00
<b>Debt Service</b>	
Principal payments ..	\$9,000.00
Interest payments ..	509.50

<b>Total .....</b>	<b>9,509.50</b>
--------------------	-----------------

<b>Per Capita Debt Service .....</b>		<b>\$4.23</b>
<b>Deferred Charges and Statutory Expenditures</b>		
Emergencies .....	\$1,500.00	
Other deferred chgs. ....	4,453.91	
<b>Total .....</b>	<b>5,953.91</b>	

<b>TOTAL—Municipal expenditures ...</b>	<b>\$74,888.41</b>
-----------------------------------------	--------------------

<b>Required Payments for Local School, County, and Special District Taxes .....</b>	<b>135,382.74</b>
-------------------------------------------------------------------------------------	-------------------

<b>TOTAL EXPENDITURES AND REQUIRED PAYMENTS .....</b>	<b>\$210,271.15</b>
-------------------------------------------------------	---------------------

Reserve for uncollected taxes .....	\$9,050.80
-------------------------------------	------------

<b>GRAND TOTAL—Budget .....</b>	<b>\$219,321.95</b>
---------------------------------	---------------------

### RECEIPTS AND REVENUES REALIZED IN 1950 TO MEET EXPENDITURES AND REQUIRED PAYMENTS

Surplus revenue appropriated ..	\$12,000.00
Miscellaneous revenues realized ..	36,098.79
State aid revenues realized .....	2,010.61
<b>Delinquent taxes including</b>	
liens—1950 collections .....	7,204.70
Current taxes—1950 collections ..	177,345.38
Emergency borrowings .....	.....

<b>TOTAL RECEIPTS AND REVENUES REALIZED .....</b>	<b>\$234,659.48</b>
---------------------------------------------------	---------------------

### CAPITAL OUTLAY—1950

Beaches and boardwalks .....	.....
Buildings and equipment .....	\$2,930.02
Parks and playgrounds .....	.....
Sewers .....	.....
Streets, roads and bridges .....	.....
Water supply .....	5,468.77
Other .....	380.00

<b>Tax rate .....</b>	<b>\$5.18</b>
Local school tax rate .....	3.07
County tax rate .....	0.82
Local purpose tax rate .....	1.29

### TAXES

Local school tax ...	\$107,003.79	
County taxes .....	28,378.95	
Special district taxes .....	.....	
<b>Local purpose levy .....</b>	<b>44,946.21</b>	
<b>Total tax levy (tax duplicate) ..</b>	<b>\$180,328.95</b>	

<b>Per Capita Total Tax Levy .....</b>	<b>\$80.25</b>
----------------------------------------	----------------

### Current

1950 taxes levied (total) .....	\$184,334.00
Collected in 1950 .....	177,345.38
Per cent of levy collected in 1950 ..	96.20
Transferred to liens .....	2.07
Cancelled, abated or adjusted .....	352.94
Outstanding December 31, 1950 ..	\$6,633.61

### All Prior Years Outstanding

Balance January 1, 1950 .....	\$7,492.49
Collected in 1950 .....	7,204.70
Balance December 31, 1950 .....	\$288.73

### Tax Title Liens Outstanding

Balance January 1, 1950 .....	\$61.20
Redeemed by cash .....	.....
Balance December 31, 1950 .....	\$63.27

### Property Acquired by Deed or Foreclosure

Balance January 1, 1950 .....	\$20,680.00
Sale for cash .....	6,516.69
Balance December 31, 1950 .....	\$3,480.00

### CAPITAL DEBT, DECEMBER 31, 1950

#### Gross Debt

School debt .....	\$214,500.00
Self-liquidating debt ..	19,500.00
Other capital debt ..	27,400.00

**TOTAL GROSS DEBT .....** **\$261,400.00**

**Per Capita Gross Debt .....** **\$116.33**

#### Deductions for

School debt .....	\$194,540.00
Self-liquidating debt ..	19,500.00
Other capital debt ..	14,000.00

**TOTAL DEDUCTIONS .....** **228,040.00**

**NET DEBT .....** **\$33,360.00**

#### Average Assessed Valuations

**Real Property 1948-1949-1950 ..** **\$3,242,335.00**  
**Per Cent of Net Debt .....** **1.02**

### CURRENT FINANCES DECEMBER 31, 1950

Cash .....	\$74,043.57
Taxes receivable .....	6,922.34
Tax title liens .....	63.27
Foreclosed property .....	3,480.00
Accounts receivable .....	5,326.28
State road aid receivable .....	324.00
Emergencies and deferred charges ..	976.24
<b>TOTAL ASSETS .....</b>	<b>\$91,135.70</b>
Cash liabilities .....	\$19,582.07
Reserves .....	15,791.89
Surplus revenue .....	55,761.74

**TOTAL LIABILITIES AND SURPLUS .....** **\$91,135.70**

## HOLLAND TOWNSHIP—HUNTERDON COUNTY

Population Census, 1950—1,336  
1940—1,150

Land Area 22.7 sq. mi.

Net Valuation Taxable \$1,771,366

### EXPENDITURES AND RE- QUIRED PAYMENTS FOR 1950

<b>General Government</b>	
Administrative and executive . . .	\$3,945.00
Assessment and collection of taxes	975.00
Finance Department . . . . .	550.00
<b>Protection to Persons &amp; Property</b>	
Fire . . . . .	1,100.00
Police . . . . .	350.00
Other . . . . .	.....
<b>Streets and Roads</b>	
Repairs and maintenance . . . . .	35,000.00
Street lighting . . . . .	600.00
<b>Sanitation</b>	
Street cleaning . . . . .	.....
Garbage and ash removal . . . . .	.....
Sewers . . . . .	.....
<b>Health and Charities</b>	
Health service . . . . .	652.00
Poor (including relief) . . . . .	650.00
Hospitals (aid and maintenance) .	200.00
Other . . . . .	.....
<b>Recreation</b>	
Beaches and boardwalks . . . . .	.....
Parks and playgrounds . . . . .	.....
Other . . . . .	.....
<b>Educational</b>	
(Exclusive of school districts) . .	.....
<b>Unclassified Purposes</b>	
(Including contingent) . . . . .	100.00
<b>SUB-TOTAL—Municipal functions..</b>	<b>\$44,122.00</b>

<b>Per Capita—Municipal functions . . . . .</b>	<b>\$33.03</b>
Capital imp'ts and capital imp't fund	\$15,000.00
<b>Debt Service</b>	
Principal payments . . . . .	.....
Interest payments . . . . .	.....
Total . . . . .	.....
<b>Per Capita Debt Service . . . . .</b>	
<b>Deferred Charges and Statutory Expenditures</b>	
Emergencies . . . . .	.....
Other deferred chgs. \$39,500.00	.....
Total . . . . .	39,500.00

**TOTAL—Municipal expenditures . . . . . \$98,622.00**

**Required Payments for Local School, County, and Special District Taxes . . . . . 20,129.48**

**TOTAL EXPENDITURES AND REQUIRED PAYMENTS . . . . . \$118,751.48**

Reserve for uncollected taxes . . . . . \$1,800.00

**GRAND TOTAL—Budget . . . . . \$120,551.48**

### RECEIPTS AND REVENUES REALIZED IN 1950 TO MEET EXPENDITURES AND RE- QUIRED PAYMENTS

Surplus revenue appropriated . .	\$12,000.00
Miscellaneous revenues realized.	120,441.48
State aid revenues realized . . . .	12,143.00
<b>Delinquent taxes including</b>	
liens—1950 collections . . . . .	876.37
Current taxes—1950 collections..	19,481.53
Emergency borrowings . . . . .	.....
<b>TOTAL RECEIPTS AND REVENUES REALIZED . . . . .</b>	<b>\$164,942.38</b>

<b>CAPITAL OUTLAY—1950</b>	
Beaches and boardwalks . . . . .	.....
Buildings and equipment . . . . .	.....
Parks and playgrounds . . . . .	.....
Sewers . . . . .	.....
Streets, roads and bridges . . . . .	\$10,755.54
Water supply . . . . .	.....
Other . . . . .	.....

<b>Tax rate . . . . .</b>	<b>\$1.14</b>
Local school tax rate . . . . .	0.17
County tax rate . . . . .	0.97
Local purpose tax rate . . . . .	....

### TAXES

Local school tax . . . . .	\$3,000.00	
County taxes . . . . .	17,129.48	
Special district taxes . . . . .	.....	
Local purpose levy . . . . .	.....	\$20,129.48
<b>Total tax levy (tax duplicate) . .</b>	<b>.....</b>	<b>\$20,129.48</b>

**Per Capita Total Tax Levy . . . . . \$15.07**

<b>Current</b>	
1950 taxes levied (total) . . . . .	\$20,521.03
Collected in 1950 . . . . .	19,481.53
Per cent of levy col- lected in 1950 . . . . .	94.93
Transferred to liens . . . . .	.....
Cancelled, abated or adjusted . . . .	8.56
Outstanding December 31, 1950 . .	\$1,030.94

<b>All Prior Years Outstanding</b>	
Balance January 1, 1950 . . . . .	\$1,191.83
Collected in 1950 . . . . .	876.37
Balance December 31, 1950 . . . . .	\$295.20

<b>Tax Title Liens Outstanding</b>	
Balance January 1, 1950 . . . . .	.....
Redeemed by cash . . . . .	.....
Balance December 31, 1950 . . . . .	.....

<b>Property Acquired by Deed or Foreclosure</b>	
Balance January 1, 1950 . . . . .	.....
Sale for cash . . . . .	.....
Balance December 31, 1950 . . . . .	.....

### CAPITAL DEBT, DECEMBER 31, 1950

<b>Gross Debt</b>	
School debt . . . . .	\$135,000.00
Self-liquidating debt. . . . .	.....
Other capital debt . . . . .	4,480.00
<b>TOTAL GROSS DEBT . . . . .</b>	<b>\$139,480.00</b>
<b>Per Capita Gross Debt . . . . .</b>	<b>\$104.40</b>

<b>Deductions for</b>	
School debt . . . . .	\$77,292.00
Self-liquidating debt. . . . .	.....
Other capital debt . . . . .	.....
<b>TOTAL DEDUCTIONS . . . . .</b>	<b>77,292.00</b>
<b>NET DEBT . . . . .</b>	<b>\$62,188.00</b>

<b>Average Assessed Valuations</b>	
Real Property 1948-1949-1950..	\$1,288,204.00
Per Cent of Net Debt . . . . .	4.82

### CURRENT FINANCES DECEMBER 31, 1950

Cash . . . . .	\$439,272.25
Taxes receivable . . . . .	1,326.14
Tax title liens . . . . .	.....
Foreclosed property . . . . .	.....
Accounts receivable . . . . .	.....
State road aid receivable . . . . .	.....
Emergencies and deferred charges . .	.....
<b>TOTAL ASSETS . . . . .</b>	<b>\$440,598.39</b>

Cash liabilities . . . . .	\$25,392.88
Reserves . . . . .	1,326.14
Surplus revenue . . . . .	413,879.37

**TOTAL LIABILITIES AND SURPLUS . . . . . \$440,598.39**

## HOLMDEL TOWNSHIP—MONMOUTH COUNTY

Population Census, 1950—1,270      Land Area 17.9 sq. mi.      Net Valuation Taxable \$1,238,725  
 1940—1,201

### EXPENDITURES AND RE- QUIRED PAYMENTS FOR 1950

<b>General Government</b>	
Administrative and executive . . .	\$6,424.99
Assessment and collection of taxes	2,930.00
Finance Department . . . . .	610.00
<b>Protection to Persons &amp; Property</b>	
Fire . . . . .	1,350.00
Police . . . . .	2,440.01
Other . . . . .	. . . . .
<b>Streets and Roads</b>	
Repairs and maintenance . . . . .	16,800.00
Street lighting . . . . .	800.00
<b>Sanitation</b>	
Street cleaning . . . . .	. . . . .
Garbage and ash removal . . . . .	. . . . .
Sewers . . . . .	. . . . .
<b>Health and Charities</b>	
Health service . . . . .	500.00
Poor (including relief) . . . . .	1,600.00
Hospitals (aid and maintenance) .	. . . . .
Other . . . . .	. . . . .
<b>Recreation</b>	
Beaches and boardwalks . . . . .	. . . . .
Parks and playgrounds . . . . .	. . . . .
Other . . . . .	. . . . .
<b>Educational</b>	
(Exclusive of school districts) . .	. . . . .
<b>Unclassified Purposes</b>	
(Including contingent) . . . . .	400.00
<b>SUB-TOTAL—Municipal functions..</b>	<b>\$33,855.00</b>

<b>Per Capita—Municipal functions . . .</b>	<b>\$26.66</b>
Capital imp'ts and capital imp't fund	\$4,200.00
<b>Debt Service</b>	
Principal payments . . . . .	. . . . .
Interest payments . . . . .	. . . . .
Total . . . . .	. . . . .
<b>Per Capita Debt Service</b>	
Deferred Charges and Statutory Expenditures	. . . . .
Emergencies . . . . .	\$5,000.00
Other deferred chgs. . . . .	. . . . .
Total . . . . .	5,000.00

**TOTAL—Municipal expenditures . . .**      \$43,055.00

**Required Payments for Local School, County, and Special District Taxes . . . . .**      55,325.88

**TOTAL EXPENDITURES AND REQUIRED PAYMENTS . . . . .**      \$98,380.88

Reserve for uncollected taxes . . . . .      \$11,434.82

**GRAND TOTAL—Budget . . . . .**      \$109,815.70

### RECEIPTS AND REVENUES REALIZED IN 1950 TO MEET EXPENDITURES AND RE- QUIRED PAYMENTS

Surplus revenue appropriated . .	\$14,500.00
Miscellaneous revenues realized.	16,091.08
State aid revenues realized . . . .	3,377.00
<b>Delinquent taxes including</b>	
liens—1950 collections . . . . .	5,674.04
Current taxes—1950 collections..	69,233.83
Emergency borrowings . . . . .	. . . . .
<b>TOTAL RECEIPTS AND REVENUES REALIZED . . . . .</b>	<b>\$108,875.95</b>

### CAPITAL OUTLAY—1950

Beaches and boardwalks . . . . .	. . . . .
Buildings and equipment . . . . .	. . . . .
Parks and playgrounds . . . . .	. . . . .
Sewers . . . . .	. . . . .
Streets, roads and bridges . . . . .	. . . . .
Water supply . . . . .	. . . . .
Other . . . . .	. . . . .

<b>Tax rate . . . . .</b>	<b>\$6.41</b>
Local school tax rate . . . . .	2.95
County tax rate . . . . .	1.52
Local purpose tax rate . . . . .	1.94

### TAXES

Local school tax . . . . .	\$36,549.82
County taxes . . . . .	18,776.06
Special district taxes . . . . .	. . . . .
<b>Local purpose levy . . . . .</b>	<b>\$55,325.88</b>
<b>Total tax levy (tax duplicate) ..</b>	<b>\$79,338.70</b>

**Per Capita Total Tax Levy . . . . .**      \$62.47

### Current

1950 taxes levied (total) . . . . .	\$79,401.19
Collected in 1950 . . . . .	69,233.83
Per cent of levy collected in 1950 . . . . .	87.19
Transferred to liens . . . . .	153.75
Cancelled, abated or adjusted . . . .	134.51
Outstanding December 31, 1950 ..	\$9,879.10

### All Prior Years Outstanding

Balance January 1, 1950 . . . . .	\$8,302.83
Collected in 1950 . . . . .	5,674.04
Balance December 31, 1950 . . . . .	\$2,647.51

### Tax Title Liens Outstanding

Balance January 1, 1950 . . . . .	\$2,160.43
Redeemed by cash . . . . .	. . . . .
Balance December 31, 1950 . . . . .	\$2,314.18

### Property Acquired by Deed or Foreclosure

Balance January 1, 1950 . . . . .	. . . . .
Sale for cash . . . . .	. . . . .
Balance December 31, 1950 . . . . .	. . . . .

### CAPITAL DEBT, DECEMBER 31, 1950

<b>Gross Debt</b>	
School debt . . . . .	\$9,000.00
Self-liquidating debt. . . . .	. . . . .
Other capital debt . . . . .	. . . . .

**TOTAL GROSS DEBT . . . . .**      \$9,000.00

**Per Capita Gross Debt . . . . .**      \$7.09

### Deductions for

School debt . . . . .	\$9,000.00
Self-liquidating debt. . . . .	. . . . .
Other capital debt . . . . .	. . . . .

**TOTAL DEDUCTIONS . . . . .**      9,000.00

**NET DEBT . . . . .**      . . . . .

### Average Assessed Valuations

**Real Property 1948-1949-1950..**      \$1,061,270.00

**Per Cent of Net Debt . . . . .**      . . . . .

### CURRENT FINANCES DECEMBER 31, 1950

Cash . . . . .	\$57,621.46
Taxes receivable . . . . .	12,526.61
Tax title liens . . . . .	2,314.18
Foreclosed property . . . . .	. . . . .
Accounts receivable . . . . .	129.60
State road aid receivable . . . . .	. . . . .
Emergencies and deferred charges ..	6,250.00
<b>TOTAL ASSETS . . . . .</b>	<b>\$78,841.85</b>

Cash liabilities . . . . .	\$3,944.80
Reserves . . . . .	14,970.39
Surplus revenue . . . . .	59,926.66

**TOTAL LIABILITIES AND SURPLUS . . . . .**      \$78,841.85

## HOPATCONG BOROUGH—SUSSEX COUNTY

Population Census, 1950—1,162  
1940—660

Land Area 10.8 sq. mi.

Net Valuation Taxable \$3,916,448

### EXPENDITURES AND REQUIRED PAYMENTS FOR 1950

<b>General Government</b>	
Administrative and executive . . . . .	\$11,267.54
Assessment and collection of taxes . . . . .	6,600.00
Finance Department . . . . .	390.00
<b>Protection to Persons &amp; Property</b>	
Fire . . . . .	6,750.00
Police . . . . .	7,184.34
Other . . . . .	.....
<b>Streets and Roads</b>	
Repairs and maintenance . . . . .	16,500.00
Street lighting . . . . .	4,953.00
<b>Sanitation</b>	
Street cleaning . . . . .	.....
Garbage and ash removal . . . . .	8,000.00
Sewers . . . . .	.....
<b>Health and Charities</b>	
Health service . . . . .	898.12
Poor (including relief) . . . . .	1,256.00
Hospitals (aid and maintenance) . . . . .	1,000.00
Other . . . . .	300.00
<b>Recreation</b>	
Beaches and boardwalks . . . . .	.....
Parks and playgrounds . . . . .	250.00
Other . . . . .	.....
<b>Educational</b>	
(Exclusive of school districts) . . . . .	.....
<b>Unclassified Purposes</b>	
(Including contingent) . . . . .	.....
<b>SUB-TOTAL—Municipal functions..</b>	<b>\$65,349.00</b>

<b>Per Capita—Municipal functions . . . . .</b>	<b>\$56.24</b>
Capital imp'ts and capital imp't fund . . . . .	\$15,739.00
<b>Debt Service</b>	
Principal payments . . . . .	.....
Interest payments . . . . .	\$212.50
<b>Total . . . . .</b>	<b>212.50</b>
<b>Per Capita Debt Service . . . . .</b>	<b>\$0.18</b>
<b>Deferred Charges and Statutory Expenditures</b>	
Emergencies . . . . .	.....
Other deferred chgs. . . . .	\$2,778.09
<b>Total . . . . .</b>	<b>2,778.09</b>

<b>TOTAL—Municipal expenditures . . . . .</b>	<b>\$84,078.59</b>
<b>Required Payments for Local School, County, and Special District Taxes . . . . .</b>	
	98,708.24

<b>TOTAL EXPENDITURES AND REQUIRED PAYMENTS . . . . .</b>	<b>\$182,786.83</b>
Reserve for uncollected taxes . . . . .	\$27,818.41
<b>GRAND TOTAL—Budget . . . . .</b>	<b>\$210,605.24</b>

<b>RECEIPTS AND REVENUES REALIZED IN 1950 TO MEET EXPENDITURES AND REQUIRED PAYMENTS</b>	
Surplus revenue appropriated . . . . .	\$3,500.00
Miscellaneous revenues realized . . . . .	20,823.68
State aid revenues realized . . . . .	10,097.00
Delinquent taxes including liens—1950 collections . . . . .	23,169.68
Current taxes—1950 collections..	143,493.12
Emergency borrowings . . . . .	.....
<b>TOTAL RECEIPTS AND REVENUES REALIZED . . . . .</b>	<b>\$201,083.48</b>

<b>CAPITAL OUTLAY—1950</b>	
Beaches and boardwalks . . . . .	.....
Buildings and equipment . . . . .	.....
Parks and playgrounds . . . . .	.....
Sewers . . . . .	.....
Streets, roads and bridges . . . . .	.....
Water supply . . . . .	.....
Other . . . . .	.....

<b>Tax rate . . . . .</b>	<b>\$4.30</b>
Local school tax rate . . . . .	0.81
County tax rate . . . . .	1.71
Local purpose tax rate . . . . .	1.78

<b>TAXES</b>	
Local school tax . . . . .	\$31,548.32
County taxes . . . . .	67,159.92
Special district taxes . . . . .	.....
<b>Local purpose levy . . . . .</b>	<b>\$98,708.24</b>
	69,600.00
<b>Total tax levy (tax duplicate) . . . . .</b>	<b>\$168,308.24</b>

<b>Per Capita Total Tax Levy . . . . .</b>	<b>\$144.84</b>
--------------------------------------------	-----------------

<b>Current</b>	
1950 taxes levied (total) . . . . .	\$168,437.39
Collected in 1950 . . . . .	143,493.12
Per cent of levy collected in 1950 . . . . .	85.19
Transferred to liens . . . . .	.....
Cancelled, abated or adjusted . . . . .	.....
Outstanding December 31, 1950 . . . . .	\$24,944.27

<b>All Prior Years Outstanding</b>	
Balance January 1, 1950 . . . . .	\$24,544.40
Collected in 1950 . . . . .	21,669.77
Balance December 31, 1950 . . . . .	\$2,874.93

<b>Tax Title Liens Outstanding</b>	
Balance January 1, 1950 . . . . .	\$42,422.46
Redeemed by cash . . . . .	1,499.91
Balance December 31, 1950 . . . . .	\$40,922.25

<b>Property Acquired by Deed or Foreclosure</b>	
Balance January 1, 1950 . . . . .	\$22,593.95
Sale for cash . . . . .	.....
Balance December 31, 1950 . . . . .	\$22,593.95

<b>CAPITAL DEBT, DECEMBER 31, 1950</b>	
<b>Gross Debt</b>	
School debt . . . . .	\$120,000.00
Self-liquidating debt . . . . .	.....
Other capital debt . . . . .	5,000.00
<b>TOTAL GROSS DEBT . . . . .</b>	<b>\$125,000.00</b>
<b>Per Capita Gross Debt . . . . .</b>	<b>\$107.57</b>

<b>Deductions for</b>	
School debt . . . . .	\$120,000.00
Self-liquidating debt . . . . .	.....
Other capital debt . . . . .	.....
<b>TOTAL DEDUCTIONS . . . . .</b>	<b>120,000.00</b>
<b>NET DEBT . . . . .</b>	<b>\$5,000.00</b>

<b>Average Assessed Valuations</b>	
Real Property 1948-1949-1950..	\$3,503,488.00
Per Cent of Net Debt . . . . .	0.14

<b>CURRENT FINANCES DECEMBER 31, 1950</b>	
Cash . . . . .	\$135,518.50
Taxes receivable . . . . .	27,819.20
Tax title liens . . . . .	40,922.25
Foreclosed property . . . . .	22,593.95
Accounts receivable . . . . .	203.69
State road aid receivable . . . . .	20,400.00
Emergencies and deferred charges . . . . .	181.38
<b>TOTAL ASSETS . . . . .</b>	<b>\$247,638.97</b>
Cash liabilities . . . . .	\$29,897.93
Reserves . . . . .	91,539.09
Surplus revenue . . . . .	126,201.95
<b>TOTAL LIABILITIES AND SURPLUS . . . . .</b>	<b>\$247,638.97</b>

## HOPE TOWNSHIP—WARREN COUNTY

Population Census, 1950—686  
1940—646

Land Area 18.8 sq. mi.

Net Valuation Taxable \$614,300

### EXPENDITURES AND RE- QUIRED PAYMENTS FOR 1950

<b>General Government</b>	
Administrative and executive . . .	\$1,250.00
Assessment and collection of taxes	550.00
Finance Department . . . . .	110.00
<b>Protection to Persons &amp; Property</b>	
Fire . . . . .	200.00
Police . . . . .	.....
Other . . . . .	.....
<b>Streets and Roads</b>	
Repairs and maintenance . . . . .	13,197.85
Street lighting . . . . .	350.00
<b>Sanitation</b>	
Street cleaning . . . . .	.....
Garbage and ash removal . . . . .	.....
Sewers . . . . .	.....
<b>Health and Charities</b>	
Health service . . . . .	50.00
Poor (including relief) . . . . .	.....
Hospitals (aid and maintenance) . . . . .	.....
Other . . . . .	.....
<b>Recreation</b>	
Beaches and boardwalks . . . . .	.....
Parks and playgrounds . . . . .	.....
Other . . . . .	.....
<b>Educational</b>	
(Exclusive of school districts) ..	.....
<b>Unclassified Purposes</b>	
(Including contingent) . . . . .	50.00
<b>SUB-TOTAL—Municipal functions..</b>	<b>\$15,757.85</b>

<b>Per Capita—Municipal functions . . . . .</b>	<b>\$22.97</b>
Capital imp'ts and capital imp't fund	\$500.00
<b>Debt Service</b>	
Principal payments . . . . .	.....
Interest payments ..	\$500.00
Total . . . . .	500.00
<b>Per Capita Debt Service . . . . .</b>	<b>\$0.73</b>
<b>Deferred Charges and Statutory Expenditures</b>	
Emergencies . . . . .	.....
Other deferred chgs. . . . .	.....
Total . . . . .	.....
<b>TOTAL—Municipal expenditures . . .</b>	<b>\$16,757.85</b>

<b>Required Payments for Local School, County, and Special District Taxes . . . . .</b>	<b>27,995.74</b>
-----------------------------------------------------------------------------------------	------------------

**TOTAL EXPENDITURES AND REQUIRED PAYMENTS . . . . . \$44,753.59**

Reserve for uncollected taxes . . . . .	\$8,912.95
<b>GRAND TOTAL—Budget . . . . .</b>	<b>\$53,666.54</b>

### RECEIPTS AND REVENUES REALIZED IN 1950 TO MEET EXPENDITURES AND RE- QUIRED PAYMENTS

Surplus revenue appropriated . . . . .	.....
Miscellaneous revenues realized . . . . .	\$3,551.48
State aid revenues realized . . . . .	6,656.00
Delinquent taxes including	.....
liens—1950 collections . . . . .	5,995.92
Current taxes—1950 collections..	26,471.39
Emergency borrowings . . . . .	.....
<b>TOTAL RECEIPTS AND REVENUES REALIZED . . . . .</b>	<b>\$42,674.79</b>

### CAPITAL OUTLAY—1950

Beaches and boardwalks . . . . .	.....
Buildings and equipment . . . . .	.....
Parks and playgrounds . . . . .	.....
Sewers . . . . .	.....
Streets, roads and bridges . . . . .	.....
Water supply . . . . .	.....
Other . . . . .	.....

<b>Tax rate . . . . .</b>	<b>\$5.50</b>
Local school tax rate . . . . .	3.10
County tax rate . . . . .	1.46
Local purpose tax rate . . . . .	0.94

### TAXES

Local school tax . . . . .	\$19,030.58	
County taxes . . . . .	8,965.16	
Special district taxes . . . . .	.....	
Local purpose levy . . . . .	.....	\$27,995.74
		6,656.95
<b>Total tax levy (tax duplicate) ..</b>		<b>\$34,652.69</b>

**Per Capita Total Tax Levy . . . . . \$50.51**

### Current

1950 taxes levied (total) . . . . .	\$34,788.18
Collected in 1950 . . . . .	26,471.39
Per cent of levy collected in 1950 . . . . .	76.09
Transferred to liens . . . . .	.....
Cancelled, abated or adjusted . . . . .	19.25
Outstanding December 31, 1950 ..	\$8,297.54

### All Prior Years Outstanding

Balance January 1, 1950 . . . . .	\$8,162.04
Collected in 1950 . . . . .	5,995.92
Balance December 31, 1950 . . . . .	\$2,095.07

### Tax Title Liens Outstanding

Balance January 1, 1950 . . . . .	.....
Redeemed by cash . . . . .	.....
Balance December 31, 1950 . . . . .	.....

### Property Acquired by Deed or Foreclosure

Balance January 1, 1950 . . . . .	.....
Sale for cash . . . . .	.....
Balance December 31, 1950 . . . . .	.....

### CAPITAL DEBT, DECEMBER 31, 1950

<b>Gross Debt</b>	
School debt . . . . .	.....
Self-liquidating debt. . . . .	.....
Other capital debt ..	.....

**TOTAL GROSS DEBT . . . . .**  
**Per Capita Gross Debt . . . . .**

### Deductions for

School debt . . . . .	.....
Self-liquidating debt. . . . .	.....
Other capital debt ..	.....

**TOTAL DEDUCTIONS . . . . .**  
**NET DEBT . . . . .**

### Average Assessed Valuations

Real Property 1948-1949-1950..	\$520,983.00
Per Cent of Net Debt . . . . .	.....

### CURRENT FINANCES DECEMBER 31, 1950

Cash . . . . .	\$30,394.90
Taxes receivable . . . . .	10,392.61
Tax title liens . . . . .	.....
Foreclosed property . . . . .	.....
Accounts receivable . . . . .	.....
State road aid receivable . . . . .	.....
Emergencies and deferred charges ..	3,697.85
<b>TOTAL ASSETS . . . . .</b>	<b>\$44,485.36</b>

Cash liabilities . . . . .	\$10,783.63
Reserves . . . . .	10,392.61
Surplus revenue . . . . .	23,309.12

**TOTAL LIABILITIES AND SURPLUS . . . . . \$44,485.36**

## HOPEWELL BOROUGH—MERCER COUNTY

Population Census, 1950—1,863  
1940—.....

Land Area 0.75 sq. mi.

Net Valuation Taxable \$1,744,415

### EXPENDITURES AND REQUIRED PAYMENTS FOR 1950

<b>General Government</b>	
Administrative and executive .....	\$5,350.00
Assessment and collection of taxes .....	2,363.34
Finance Department .....	.....
<b>Protection to Persons &amp; Property</b>	
Fire .....	3,877.44
Police .....	1,900.00
Other .....	.....
<b>Streets and Roads</b>	
Repairs and maintenance .....	9,510.86
Street lighting .....	3,700.00
<b>Sanitation</b>	
Street cleaning .....	.....
Garbage and ash removal .....	1,678.64
Sewers .....	.....
<b>Health and Charities</b>	
Health service .....	660.00
Poor (including relief) .....	1,000.00
Hospitals (aid and maintenance) .....	.....
Other .....	.....
<b>Recreation</b>	
Benches and boardwalks .....	.....
Parks and playgrounds .....	.....
Other .....	294.72
<b>Educational</b>	
(Exclusive of school districts) ..	2,200.00
<b>Unclassified Purposes</b>	
(Including contingent) .....	375.00
<b>SUB-TOTAL—Municipal functions..</b>	<b>\$32,910.00</b>

<b>Per Capita—Municipal functions .....</b>		<b>\$17.67</b>
Capital imp'ts and capital imp't fund .....		.....
<b>Debt Service</b>		
Principal payments ..	\$1,800.00	
Interest payments ..	600.00	
Total .....		\$2,400.00
<b>Per Capita Debt Service .....</b>		<b>\$1.29</b>
<b>Deferred Charges and Statutory Expenditures</b>		
Emergencies .....	\$1,200.00	
Other deferred chgs. ....	.....	
Total .....		1,200.00
<b>TOTAL—Municipal expenditures ..</b>	<b>\$36,510.00</b>	

<b>Required Payments for Local School, County, and Special District Taxes .....</b>	<b>71,155.41</b>
-------------------------------------------------------------------------------------	------------------

<b>TOTAL EXPENDITURES AND REQUIRED PAYMENTS .....</b>	<b>\$107,665.41</b>
-------------------------------------------------------	---------------------

Reserve for uncollected taxes .....	\$8,364.04
-------------------------------------	------------

<b>GRAND TOTAL—Budget .....</b>	<b>\$116,029.45</b>
---------------------------------	---------------------

### RECEIPTS AND REVENUES REALIZED IN 1950 TO MEET EXPENDITURES AND REQUIRED PAYMENTS

Surplus revenue appropriated ..	\$3,000.00
Miscellaneous revenues realized ..	9,813.63
State aid revenues realized .....	7,682.00
Delinquent taxes including	
liens—1950 collections .....	5,746.39
Current taxes—1950 collections ..	85,269.82
Emergency borrowings .....	.....
<b>TOTAL RECEIPTS AND REVENUES REALIZED .....</b>	<b>\$111,511.84</b>

### CAPITAL OUTLAY—1950

Beaches and boardwalks .....	.....
Buildings and equipment .....	.....
Parks and playgrounds .....	.....
Sewers .....	.....
Streets, roads and bridges .....	.....
Water supply .....	.....
Other .....	.....

<b>Tax rate .....</b>	<b>\$5.21</b>
Local school tax rate .....	3.00
County tax rate .....	1.08
Local purpose tax rate .....	1.13

### TAXES

Local school tax ..	\$52,384.66	
County taxes .....	18,770.75	
Special district taxes .....	.....	
Local purpose levy .....		\$71,155.41
		<u>20,752.04</u>
<b>Total tax levy (tax duplicate) ..</b>		<b>\$91,907.45</b>

<b>Per Capita Total Tax Levy .....</b>	<b>\$49.33</b>
----------------------------------------	----------------

### Current

1950 taxes levied (total) .....	\$92,342.17
Collected in 1950 .....	85,269.82
Per cent of levy collected in 1950 ..	92.34
Transferred to liens .....	100.30
Cancelled, abated or adjusted ..	78.16
Outstanding December 31, 1950 ..	<u>\$6,893.89</u>

### All Prior Years Outstanding

Balance January 1, 1950 .....	\$6,190.86
Collected in 1950 .....	5,746.39
Balance December 31, 1950 .....	<u>\$141.86</u>

### Tax Title Liens Outstanding

Balance January 1, 1950 .....	\$1,594.77
Redeemed by cash .....	5,746.39
Balance December 31, 1950 .....	<u>\$1,695.07</u>

### Property Acquired by Deed or Foreclosure

Balance January 1, 1950 .....	.....
Sale for cash .....	.....
Balance December 31, 1950 .....	<u>.....</u>

### CAPITAL DEBT, DECEMBER 31, 1950

<b>Gross Debt</b>	
School debt .....	\$24,409.00
Self-liquidating debt ..	1,356.00
Other capital debt ..	210.00
<b>TOTAL GROSS DEBT .....</b>	<b>\$25,975.00</b>
<b>Per Capita Gross Debt .....</b>	<b>\$13.94</b>

### Deductions for

School debt .....	\$24,409.00
Self-liquidating debt ..	1,356.00
Other capital debt ..	55.00
<b>TOTAL DEDUCTIONS .....</b>	<b>25,820.00</b>
<b>NET DEBT .....</b>	<b>\$155.00</b>

### Average Assessed Valuations

Real Property 1948-1949-1950 ..	\$1,456,968.00
Per Cent of Net Debt .....	0.01

### CURRENT FINANCES DECEMBER 31, 1950

Cash .....	\$44,610.65
Taxes receivable .....	7,035.75
Tax title liens .....	1,695.07
Foreclosed property .....	.....
Accounts receivable .....	230.83
State road aid receivable .....	.....
Emergencies and deferred charges ..	.....
<b>TOTAL ASSETS .....</b>	<b>\$53,572.30</b>
Cash liabilities .....	\$33,011.62
Reserves .....	8,961.65
Surplus revenue .....	11,599.03
<b>TOTAL LIABILITIES AND SURPLUS .....</b>	<b>\$53,572.30</b>

**HOPEWELL TOWNSHIP—CUMBERLAND COUNTY**

Population Census, 1950—2,462                      Land Area 31.4 sq. mi.                      Net Valuation Taxable \$1,468,062  
 1940—2,048

**EXPENDITURES AND REQUIRED PAYMENTS FOR 1950**

**General Government**  
 Administrative and executive . . . . . \$3,700.00  
 Assessment and collection of taxes . . . . . 3,800.00  
 Finance Department . . . . . 275.00

**Protection to Persons & Property**  
 Fire . . . . . 600.00  
 Police . . . . . 225.00  
 Other . . . . .

**Streets and Roads**  
 Repairs and maintenance . . . . . 13,300.00  
 Street lighting . . . . . 994.00

**Sanitation**  
 Street cleaning . . . . .  
 Garbage and ash removal . . . . .  
 Sewers . . . . .

**Health and Charities**  
 Health service . . . . . 350.00  
 Poor (including relief) . . . . . 830.00  
 Hospitals (aid and maintenance) . . . . .  
 Other . . . . .

**Recreation**  
 Beaches and boardwalks . . . . .  
 Parks and playgrounds . . . . .  
 Other . . . . .

**Educational**  
 (Exclusive of school districts) . . . . .

**Unclassified Purposes**  
 (Including contingent) . . . . . 200.00

**SUB-TOTAL—Municipal functions..**                      \$24,274.00

**Per Capita—Municipal functions . . . . . \$9.86**  
 Capital imp'ts and capital imp't fund                      \$4,500.00

**Debt Service**  
 Principal payments . . . . .  
 Interest payments . . . . .

**Total . . . . .**

**Per Capita Debt Service . . . . .**

**Deferred Charges and Statutory Expenditures**  
 Emergencies . . . . .  
 Other deferred chgs.                      \$3,000.00

**Total . . . . . 3,000.00**

**TOTAL—Municipal expenditures . . .**                      \$31,774.00

**Required Payments for Local School, County, and Special District Taxes . . . . . 62,003.12**

**TOTAL EXPENDITURES AND REQUIRED PAYMENTS . . . . . \$93,777.12**

Reserve for uncollected taxes . . . . . \$12,874.46

**GRAND TOTAL—Budget . . . . . \$106,651.58**

**RECEIPTS AND REVENUES REALIZED IN 1950 TO MEET EXPENDITURES AND REQUIRED PAYMENTS**

Surplus revenue appropriated . . . . . \$18,959.46  
 Miscellaneous revenues realized . . . . . 12,984.54  
 State aid revenues realized . . . . . 16,089.00  
 Delinquent taxes including liens—1950 collections . . . . . 6,679.96  
 Current taxes—1950 collections.. . . . 58,190.56  
 Emergency borrowings . . . . .

**TOTAL RECEIPTS AND REVENUES REALIZED . . . . . \$112,903.52**

**CAPITAL OUTLAY—1950**

Beaches and boardwalks . . . . .  
 Buildings and equipment . . . . .  
 Parks and playgrounds . . . . .  
 Sewers . . . . .  
 Streets, roads and bridges . . . . .  
 Water supply . . . . .  
 Other . . . . .

**Tax rate . . . . . \$4.36**  
 Local school tax rate . . . . . 2.99  
 County tax rate . . . . . 1.23  
 Local purpose tax rate . . . . . 0.14

**TAXES**

Local school tax . . . . . \$43,852.31  
 County taxes . . . . . 18,150.81  
 Special district taxes . . . . .

Local purpose levy . . . . . 2,000.00

**Total tax levy (tax duplicate) . . . . . \$64,003.12**

**Per Capita Total Tax Levy . . . . . \$26.00**

**Current**  
 1950 taxes levied (total) . . . . . \$64,280.50  
 Collected in 1950 . . . . . 58,190.56  
 Per cent of levy collected in 1950 . . . . . 90.53  
 Transferred to liens . . . . . 70.85  
 Cancelled, abated or adjusted . . . . . 196.75  
 Outstanding December 31, 1950 . . . . . \$5,822.34

**All Prior Years Outstanding**  
 Balance January 1, 1950 . . . . . \$7,213.70  
 Collected in 1950 . . . . . 5,819.32  
 Balance December 31, 1950 . . . . . \$1,268.31

**Tax Title Liens Outstanding**  
 Balance January 1, 1950 . . . . . \$2,261.97  
 Released by cash . . . . . 860.64  
 Balance December 31, 1950 . . . . . \$1,471.18

**Property Acquired by Deed or Foreclosure**  
 Balance January 1, 1950 . . . . .  
 Sale for cash . . . . .  
 Balance December 31, 1950 . . . . .

**CAPITAL DEBT, DECEMBER 31, 1950**

**Gross Debt**  
 School debt . . . . . \$22,000.00  
 Self-liquidating debt. . . . .  
 Other capital debt . . . . .

**TOTAL GROSS DEBT . . . . . 22,000.00**

**Per Capita Gross Debt . . . . . \$8.94**

**Deductions for**  
 School debt . . . . . \$22,000.00  
 Self-liquidating debt. . . . .  
 Other capital debt . . . . .

**TOTAL DEDUCTIONS . . . . . 22,000.00**

**NET DEBT . . . . .**

**Average Assessed Valuations**  
 Real Property 1948-1949-1950.. . . . \$1,261,217.00  
 Per Cent of Net Debt . . . . .

**CURRENT FINANCES DECEMBER 31, 1950**

Cash . . . . . \$95,738.80  
 Taxes receivable . . . . . 7,091.15  
 Tax title liens . . . . . 1,471.18  
 Foreclosed property . . . . .  
 Accounts receivable . . . . . 13.26  
 State road aid receivable . . . . . 3,594.06  
 Emergencies and deferred charges . . . . .

**TOTAL ASSETS . . . . . \$107,908.45**

Cash liabilities . . . . . \$11,861.05  
 Reserves . . . . . 8,575.59  
 Surplus revenue . . . . . 87,471.81

**TOTAL LIABILITIES AND SURPLUS . . . . . \$107,908.45**

**HOPEWELL TOWNSHIP—MERCER COUNTY**

Population Census, 1950—4,725      Land Area 58.0 sq. mi.      Net Valuation Taxable \$4,805,248  
 1940—3,738

**EXPENDITURES AND REQUIRED PAYMENTS FOR 1950**

**General Government**

Administrative and executive ..... \$11,814.88  
 Assessment and collection of taxes ..... 6,105.00  
 Finance Department .....

**Protection to Persons & Property**

Fire ..... 3,000.00  
 Police ..... 2,267.00  
 Other .....

**Streets and Roads**

Repairs and maintenance ..... 32,612.00  
 Street lighting ..... 3,000.00

**Sanitation**

Street cleaning .....  
 Garbage and ash removal ..... 778.27  
 Sewers .....

**Health and Charities**

Health service ..... 850.00  
 Poor (including relief) ..... 17,140.00  
 Hospitals (aid and maintenance) ..  
 Other .....

**Recreation**

Beaches and boardwalks .....  
 Parks and playgrounds .....  
 Other .....

**Educational**

(Exclusive of school districts) ..

**Unclassified Purposes**

(Including contingent) ..... 300.00

**SUB-TOTAL—Municipal functions..**      \$77,867.15

**Tax rate** ..... **\$5.14**  
 Local school tax rate ..... 2.76  
 County tax rate ..... 1.11  
 Local purpose tax rate .... 1.27

**TAXES**

Local school tax ... \$132,484.35  
 County taxes ..... 53,441.50  
 Special district taxes .....

Local purpose levy ..... \$185,925.85  
 60,982.33

Total tax levy (tax duplicate) .. \$246,908.18

**Per Capita Total Tax Levy** ..... **\$52.26**

**Current**

1950 taxes levied (total) ..... \$248,016.42  
 Collected in 1950 ..... 218,846.81  
 Per cent of levy collected in 1950 ... 88.23  
 Transferred to liens ..... 269.62  
 Cancelled, abated or adjusted ..... 1,174.89  
 Outstanding December 31, 1950 .. \$27,725.10

**All Prior Years Outstanding**

Balance January 1, 1950 ..... \$29,408.90  
 Collected in 1950 ..... 22,313.57  
 Balance December 31, 1950 ..... \$6,776.68

**Tax Title Liens Outstanding**

Balance January 1, 1950 ..... \$5,717.64  
 Redeemed by cash ..... 2,013.34  
 Balance December 31, 1950 ..... \$3,420.68

**Property Acquired by Deed or Foreclosure**

Balance January 1, 1950 ..... \$1,375.00  
 Sale for cash ..... 250.00  
 Balance December 31, 1950 ..... \$975.00

**CAPITAL DEBT, DECEMBER 31, 1950**

**Gross Debt**

School debt ..... \$56,458.00  
 Self-liquidating debt .....  
 Other capital debt .. 36,800.00

**TOTAL GROSS DEBT** ..... **\$93,258.00**

**Per Capita Gross Debt** ..... **\$19.74**

**Deductions for**

School debt ..... \$56,458.00  
 Self-liquidating debt .....  
 Other capital debt ..

**TOTAL DEDUCTIONS** ..... **56,458.00**

**NET DEBT** ..... **\$36,800.00**

**Average Assessed Valuations**

Real Property 1948-1949-1950.. \$4,127,803.00  
 Per Cent of Net Debt ..... 0.89

**CURRENT FINANCES DECEMBER 31, 1950**

Cash ..... \$176,428.52  
 Taxes receivable ..... 34,501.78  
 Tax title liens ..... 3,420.68  
 Foreclosed property ..... 975.00  
 Accounts receivable ..... 2,202.54  
 State road aid receivable ..... 19,738.28  
 Emergencies and deferred charges .. 858.15

**TOTAL ASSETS** ..... **\$238,124.95**

Cash liabilities ..... \$68,804.37  
 Reserves ..... 41,100.00  
 Surplus revenue ..... 128,220.58

**TOTAL LIABILITIES AND SURPLUS** ..... **\$238,124.95**

**Per Capita—Municipal functions** ..... **\$16.48**

Capital imp'ts and capital imp't fund ..... \$38,521.56

**Debt Service**

Principal payments . \$5,600.00  
 Interest payments .. 1,672.00

Total ..... 7,272.00

**Per Capita Debt Service** ..... **\$1.54**

**Deferred Charges and Statutory Expenditures**

Emergencies .....  
 Other deferred chgs. \$2,480.88

Total ..... 2,480.88

**TOTAL—Municipal expenditures** ... \$126,141.59

**Required Payments for Local School, County, and Special District Taxes** ..... 185,925.85

**TOTAL EXPENDITURES AND REQUIRED PAYMENTS** ..... **\$312,067.44**

Reserve for uncollected taxes ..... \$37,058.82

**GRAND TOTAL—Budget** ..... **\$349,126.26**

**RECEIPTS AND REVENUES REALIZED IN 1950 TO MEET EXPENDITURES AND REQUIRED PAYMENTS**

Surplus revenue appropriated .. \$5,359.93  
 Miscellaneous revenues realized. 59,105.00  
 State aid revenues realized .... 20,509.85  
 Delinquent taxes including  
 liens—1950 collections ..... 24,326.91  
 Current taxes—1950 collections.. 218,846.81  
 Emergency borrowings .....

**TOTAL RECEIPTS AND REVENUES REALIZED** ..... **\$328,148.50**

**CAPITAL OUTLAY—1950**

Beaches and boardwalks .....  
 Buildings and equipment ..... \$1,990.04  
 Parks and playgrounds .....  
 Sewers .....  
 Streets, roads and bridges .....  
 Water supply .....  
 Other .....

# HOWELL TOWNSHIP—MONMOUTH COUNTY

Population Census, 1950—6,574  
1940—4,039

Land Area 63.2 sq. mi.

Net Valuation Taxable \$3,119,046

## EXPENDITURES AND REQUIRED PAYMENTS FOR 1950

<b>General Government</b>	
Administrative and executive .....	\$11,475.00
Assessment and collection of taxes .....	3,875.00
Finance Department .....	200.00
<b>Protection to Persons &amp; Property</b>	
Fire .....	3,200.00
Police .....	3,800.00
Other .....	.....
<b>Streets and Roads</b>	
Repairs and maintenance .....	62,380.55
Street lighting .....	2,200.00
<b>Sanitation</b>	
Street cleaning .....	.....
Garbage and ash removal .....	.....
Sewers .....	.....
<b>Health and Charities</b>	
Health service .....	550.00
Poor (including relief) .....	1,475.00
Hospitals (aid and maintenance) .....	.....
Other .....	.....
<b>Recreation</b>	
Beaches and boardwalks .....	.....
Parks and playgrounds .....	.....
Other .....	.....
<b>Educational</b>	
(Exclusive of school districts) ..	.....
<b>Unclassified Purposes</b>	
(Including contingent) .....	400.00
<b>SUB-TOTAL—Municipal functions..</b>	<b>\$89,555.55</b>

<b>Per Capita—Municipal functions ....</b>	<b>\$13.62</b>
Capital imp'ts and capital imp't fund .....	.....
<b>Debt Service</b>	
Principal payments .....	.....
Interest payments ..	.....
Total .....	.....
<b>Per Capita Debt Service .....</b>	
<b>Deferred Charges and Statutory Expenditures</b>	
Emergencies .....	.....
Other deferred chgs. ....	.....
Total .....	.....

**TOTAL—Municipal expenditures ...** \$89,555.55

**Required Payments for Local School, County, and Special District Taxes .....** \$218,497.97

**TOTAL EXPENDITURES AND REQUIRED PAYMENTS ....** \$308,053.52

Reserve for uncollected taxes .....

**GRAND TOTAL—Budget .....** \$ 398,028.52

## RECEIPTS AND REVENUES REALIZED IN 1950 TO MEET EXPENDITURES AND REQUIRED PAYMENTS

Surplus revenue appropriated ..	\$8,500.00
Miscellaneous revenues realized.	42,698.46
State aid revenues realized .....	8,414.00
Delinquent taxes including	
liens—1950 collections .....	72,682.20
Current taxes—1950 collections..	222,717.42
Emergency borrowings .....	.....
<b>TOTAL RECEIPTS AND REVENUES REALIZED .....</b>	<b>\$355,012.08</b>

### CAPITAL OUTLAY—1950

Beaches and boardwalks .....	.....
Buildings and equipment .....	.....
Parks and playgrounds .....	.....
Sewers .....	.....
Streets, roads and bridges .....	.....
Water supply .....	.....
Other .....	.....

<b>Tax rate .....</b>	<b>\$9.54</b>
Local school tax rate .....	5.49
County tax rate .....	1.52
Local purpose tax rate ....	2.53

### TAXES

Local school tax ...	\$171,240.00	
County taxes .....	47,257.97	
Special district taxes .....	.....	
Local purpose levy .....	.....	\$218,497.97
Total tax levy (tax duplicate) ..	.....	\$297,497.97

**Per Capita Total Tax Levy .....** \$45.25

<b>Current</b>	
1950 taxes levied (total) .....	\$298,658.94
Collected in 1950 .....	222,717.42
Per cent of levy collected in 1950 ...	74.57
Transferred to liens .....	2,070.63
Cancelled, abated or adjusted .....	2,227.90
Outstanding December 31, 1950 ..	\$71,642.99

<b>All Prior Years Outstanding</b>	
Balance January 1, 1950 .....	\$77,514.13
Collected in 1950 .....	70,681.05
Balance December 31, 1950 .....	\$6,159.91

<b>Tax Title Liens Outstanding</b>	
Balance January 1, 1950 .....	\$70,335.04
Redeemed by cash .....	2,001.15
Balance December 31, 1950 .....	\$70,662.12

<b>Property Acquired by Deed or Foreclosure</b>	
Balance January 1, 1950 .....	.....
Sale for cash .....	.....
Balance December 31, 1950 .....	.....

### CAPITAL DEBT, DECEMBER 31, 1950

<b>Gross Debt</b>	
School debt .....	\$276,000.00
Self-liquidating debt. ....	.....
Other capital debt ..	.....
<b>TOTAL GROSS DEBT .....</b>	<b>\$276,000.00</b>

**Per Capita Gross Debt .....** \$41.98

<b>Deductions for</b>	
School debt .....	\$163,599.00
Self-liquidating debt. ....	.....
Other capital debt ..	.....
<b>TOTAL DEDUCTIONS .....</b>	<b>163,599.00</b>

**NET DEBT .....** \$112,401.00

<b>Average Assessed Valuations</b>	
Real Property 1948-1949-1950..	\$2,726,648.00
Per Cent of Net Debt .....	4.12

### CURRENT FINANCES DECEMBER 31, 1950

Cash .....	\$163,162.54
Taxes receivable .....	77,802.90
Tax title liens .....	70,662.12
Foreclosed property .....	.....
Accounts receivable .....	2,245.35
State road aid receivable .....	.....
Emergencies and deferred charges ..	213.87
<b>TOTAL ASSETS .....</b>	<b>\$314,086.78</b>

Cash liabilities .....	\$16,854.90
Reserves .....	150,710.37
Surplus revenue .....	146,521.51
<b>TOTAL LIABILITIES AND SURPLUS .....</b>	<b>\$314,086.78</b>

**INDEPENDENCE TOWNSHIP—WARREN COUNTY**

Population Census, 1950—1,168      Land Area 19.1 sq. mi.      Net Valuation Taxable \$881,132  
 1940—1,046

<b>EXPENDITURES AND RE- QUIRED PAYMENTS FOR 1950</b>	
<b>General Government</b>	
Administrative and executive .....	\$2,900.00
Assessment and collection of taxes .....	963.29
Finance Department .....	147.50
<b>Protection to Persons &amp; Property</b>	
Fire .....	1,200.00
Police .....	410.00
Other .....	.....
<b>Streets and Roads</b>	
Repairs and maintenance .....	16,886.71
Street lighting .....	.....
<b>Sanitation</b>	
Street cleaning .....	.....
Garbage and ash removal .....	.....
Sewers .....	.....
<b>Health and Charities</b>	
Health service .....	250.00
Poor (including relief) .....	.....
Hospitals (aid and maintenance) .....	.....
Other .....	.....
<b>Recreation</b>	
Beaches and boardwalks .....	.....
Parks and playgrounds .....	.....
Other .....	.....
<b>Educational</b>	
(Exclusive of school districts) ..	.....
<b>Unclassified Purposes</b>	
(Including contingent) .....	100.00
<b>SUB-TOTAL—Municipal functions..</b>	<b>\$22,857.50</b>

<b>Tax rate .....</b>	<b>\$6.41</b>
Local school tax rate .....	2.90
County tax rate .....	1.46
Local purpose tax rate .....	2.05

<b>TAXES</b>	
Local school tax ..	\$25,514.23
County taxes .....	12,839.54
Special district taxes .....	.....
Local purpose levy .....	18,112.72
<b>Total tax levy (tax duplicate) ..</b>	<b>\$56,466.49</b>

<b>Per Capita Total Tax Levy .....</b>	<b>\$48.34</b>
<b>Current</b>	
1950 taxes levied (total) .....	\$56,484.22
Collected in 1950 .....	48,961.63
Per cent of levy col- lected in 1950 ..	86.68
Transferred to liens .....	.....
Cancelled, abated or adjusted ..	66.66
Outstanding December 31, 1950 ..	\$7,455.93

<b>All Prior Years Outstanding</b>	
Balance January 1, 1950 .....	\$10,213.99
Collected in 1950 .....	7,821.27
Balance December 31, 1950 .....	\$2,355.25

<b>Tax Title Liens Outstanding</b>	
Balance January 1, 1950 .....	\$95.54
Redeemed by cash .....	.....
Balance December 31, 1950 .....	\$95.54

<b>Property Acquired by Deed or Foreclosure</b>	
Balance January 1, 1950 .....	.....
Sale for cash .....	.....
Balance December 31, 1950 .....	.....

<b>Per Capita—Municipal functions ....</b>	<b>\$19.57</b>
Capital imp'ts and capital imp't fund	\$400.00
<b>Debt Service</b>	
Principal payments ..	\$4,720.00
Interest payments ..	300.00
Total .....	5,020.00
<b>Per Capita Debt Service .....</b>	<b>\$4.30</b>
<b>Deferred Charges and Statutory Expendi- tures</b>	
Emergencies .....	.....
Other deferred chgs. ..	\$1,358.27
Total .....	1,358.27
<b>TOTAL—Municipal expenditures ...</b>	<b>\$23,635.77</b>

<b>CAPITAL DEBT, DECEMBER 31, 1950</b>	
<b>Gross Debt</b>	
School debt .....	\$15,500.00
Self-liquidating debt ..	.....
Other capital debt ..	22,922.00
<b>TOTAL GROSS DEBT .....</b>	<b>\$38,422.00</b>
<b>Per Capita Gross Debt .....</b>	<b>\$32.90</b>

<b>Required Payments for Local School, County, and Special District Taxes .....</b>		<b>38,353.77</b>
<b>TOTAL EXPENDITURES AND REQUIRED PAYMENTS .....</b>		<b>\$67,989.54</b>
Reserve for uncollected taxes .....	\$10,209.95	
<b>GRAND TOTAL—Budget .....</b>	<b>\$78,199.49</b>	

<b>Deductions for</b>	
School debt .....	\$15,500.00
Self-liquidating debt ..	.....
Other capital debt ..	20,987.00
<b>TOTAL DEDUCTIONS .....</b>	<b>36,487.00</b>
<b>NET DEBT .....</b>	<b>\$1,935.00</b>

<b>RECEIPTS AND REVENUES REALIZED IN 1950 TO MEET EXPENDITURES AND RE- QUIRED PAYMENTS</b>	
Surplus revenue appropriated ..	\$4,000.00
Miscellaneous revenues realized.	6,627.03
State aid revenues realized .....	5,193.00
<b>Delinquent taxes including</b>	
liens—1950 collections .....	7,821.27
Current taxes—1950 collections..	48,961.63
Emergency borrowings .....	.....
<b>TOTAL RECEIPTS AND REVENUES REALIZED .....</b>	<b>\$72,602.93</b>

<b>Average Assessed Valuations</b>	
Real Property 1948-1949-1950..	\$761,205.00
Per Cent of Net Debt .....	0.25

<b>CURRENT FINANCES DECEMBER 31, 1950</b>	
Cash .....	\$20,305.93
Taxes receivable .....	9,811.18
Tax title liens .....	95.54
Foreclosed property .....	.....
Accounts receivable .....	.....
State road aid receivable .....	.....
Emergencies and deferred charges ..	.....
<b>TOTAL ASSETS .....</b>	<b>\$30,212.65</b>

<b>CAPITAL OUTLAY—1950</b>	
Beaches and boardwalks .....	.....
Buildings and equipment .....	.....
Parks and playgrounds .....	.....
Sewers .....	.....
Streets, roads and bridges .....	\$6,594.17
Water supply .....	.....
Other .....	.....

<b>TOTAL LIABILITIES AND SURPLUS .....</b>		<b>\$30,212.65</b>
Cash liabilities .....	\$12,728.08	
Reserves .....	9,906.72	
Surplus revenue .....	7,577.85	

# INTERLAKEN BOROUGH—MONMOUTH COUNTY

Population Census, 1950—823  
1940—787

Land Area 0.3 sq. mi.

Net Valuation Taxable \$1,390,229

## EXPENDITURES AND REQUIRED PAYMENTS FOR 1950

<b>General Government</b>	
Administrative and executive .....	\$7,562.23
Assessment and collection of taxes	4,478.32
Finance Department .....	.....
<b>Protection to Persons &amp; Property</b>	
Fire .....	2,170.00
Police .....	14,216.56
Other .....	.....
<b>Streets and Roads</b>	
Repairs and maintenance .....	6,603.82
Street lighting .....	1,967.17
<b>Sanitation</b>	
Street cleaning .....	.....
Garbage and ash removal .....	6,000.00
Sewers .....	3,700.00
<b>Health and Charities</b>	
Health service .....	208.00
Poor (including relief) .....	.....
Hospitals (aid and maintenance) ..	250.00
Other .....	.....
<b>Recreation</b>	
Beaches and boardwalks .....	.....
Parks and playgrounds .....	4,412.00
Other .....	.....
<b>Educational</b>	
(Exclusive of school districts) ..	.....
<b>Unclassified Purposes</b>	
(Including contingent) .....	500.00
<b>SUB-TOTAL—Municipal functions..</b>	<b>\$52,068.10</b>

<b>Per Capita—Municipal functions .....</b>	<b>\$63.27</b>
Capital imp'ts and capital imp't fund	\$500.00
<b>Debt Service</b>	
Principal payments ..	\$6,000.00
Interest payments ..	2,157.00
<b>Total .....</b>	<b>8,157.00</b>
<b>Per Capita Debt Service .....</b>	<b>\$9.91</b>
<b>Deferred Charges and Statutory Expenditures</b>	
Emergencies .....	\$1,087.98
Other deferred chgs. ....	6,839.90
<b>Total .....</b>	<b>7,927.88</b>
<b>TOTAL—Municipal expenditures ..</b>	<b>\$68,652.98</b>

<b>Required Payments for Local School, County, and Special District Taxes .....</b>	<b>43,126.12</b>
-------------------------------------------------------------------------------------	------------------

<b>TOTAL EXPENDITURES AND REQUIRED PAYMENTS .....</b>	<b>\$111,779.10</b>
-------------------------------------------------------	---------------------

Reserve for uncollected taxes .....	\$8,072.64
<b>GRAND TOTAL—Budget .....</b>	<b>\$119,851.74</b>

## RECEIPTS AND REVENUES REALIZED IN 1950 TO MEET EXPENDITURES AND REQUIRED PAYMENTS

Surplus revenue appropriated ..	\$5,587.98
Miscellaneous revenues realized.	20,752.55
State aid revenues realized .....	2,748.00
<b>Delinquent taxes including</b>	
liens—1950 collections .....	5,551.79
Current taxes—1950 collections..	90,627.63
Emergency borrowings .....	.....
<b>TOTAL RECEIPTS AND REVENUES REALIZED .....</b>	<b>\$125,267.95</b>

### CAPITAL OUTLAY—1950

Beaches and boardwalks .....	.....
Buildings and equipment .....	.....
Parks and playgrounds .....	.....
Sewers .....	.....
Streets, roads and bridges .....	.....
Water supply .....	.....
Other .....	.....

<b>Tax rate .....</b>	<b>\$6.95</b>
Local school tax rate .....	1.58
County tax rate .....	1.52
Local purpose tax rate .....	3.85

### TAXES

Local school tax .....	\$22,000.00	
County taxes .....	21,126.12	
Special district taxes .....	.....	
Local purpose levy .....	.....	\$43,126.12
<b>Total tax levy (tax duplicate) ..</b>	<b>.....</b>	<b>\$96,584.16</b>

<b>Per Capita Total Tax Levy .....</b>	<b>\$117.36</b>
----------------------------------------	-----------------

<b>Current</b>	
1950 taxes levied (total) .....	\$97,924.00
Collected in 1950 .....	90,627.63
Per cent of levy collected in 1950 ..	92.54
Transferred to liens .....	1,518.28
Cancelled, abated or adjusted .....	194.68
Outstanding December 31, 1950 ..	\$5,583.41

<b>All Prior Years Outstanding</b>	
Balance January 1, 1950 .....	\$4,786.64
Collected in 1950 .....	4,591.45
Balance December 31, 1950 .....	.....

<b>Tax Title Liens Outstanding</b>	
Balance January 1, 1950 .....	\$17,618.36
Redeemed by cash .....	960.34
Balance December 31, 1950 .....	\$5,515.41

<b>Property Acquired by Deed or Foreclosure</b>	
Balance January 1, 1950 .....	\$13,180.00
Sale for cash .....	8,600.00
Balance December 31, 1950 .....	\$21,230.00

### CAPITAL DEBT, DECEMBER 31, 1950

<b>Gross Debt</b>	
School debt .....	.....
Self-liquidating debt. ....	.....
Other capital debt ..	\$49,000.00
<b>TOTAL GROSS DEBT .....</b>	<b>\$49,000.00</b>
<b>Per Capita Gross Debt .....</b>	<b>\$59.54</b>

<b>Deductions for</b>	
School debt .....	.....
Self-liquidating debt. ....	.....
Other capital debt ..	.....
<b>TOTAL DEDUCTIONS .....</b>	<b>.....</b>
<b>NET DEBT .....</b>	<b>\$49,000.00</b>

<b>Average Assessed Valuations</b>	
Real Property 1948-1949-1950..	\$1,354,292.00
Per Cent of Net Debt .....	3.61

### CURRENT FINANCES DECEMBER 31, 1950

Cash .....	\$21,136.92
Taxes receivable .....	5,583.41
Tax title liens .....	5,515.41
Foreclosed property .....	21,230.00
Accounts receivable .....	327.77
State road aid receivable .....	.....
Emergencies and deferred charges ..	.....
<b>TOTAL ASSETS .....</b>	<b>\$53,793.51</b>
Cash liabilities .....	\$4,312.36
Reserves .....	32,656.59
Surplus revenue .....	16,824.66
<b>TOTAL LIABILITIES AND SURPLUS .....</b>	<b>\$53,793.51</b>

**IRVINGTON TOWN—ESSEX COUNTY**

Population Census, 1950—59,142      Land Area 2.8 sq. mi.      Net Valuation Taxable \$76,603,400  
 1940—55,328

<b>EXPENDITURES AND REQUIRED PAYMENTS FOR 1950</b>	
<b>General Government</b>	
Administrative and executive .....	\$296,969.18
Assessment and collection of taxes .....	110,472.00
Finance Department .....	29,777.00
<b>Protection to Persons &amp; Property</b>	
Fire .....	437,477.33
Police .....	384,072.72
Other .....	34,649.61
<b>Streets and Roads</b>	
Repairs and maintenance .....	94,372.86
Street lighting .....	51,575.00
<b>Sanitation</b>	
Street cleaning .....	.....
Garbage and ash removal .....	187,364.59
Sewers .....	81,617.58
<b>Health and Charities</b>	
Health service .....	63,908.08
Poor (including relief) .....	69,664.00
Hospitals (aid and maintenance) .....	543,623.33
Other .....	1,500.00
<b>Recreation</b>	
Beaches and boardwalks .....	.....
Parks and playgrounds .....	.....
Other .....	31,000.00
<b>Educational</b>	
(Exclusive of school districts) ..	72,945.00
<b>Unclassified Purposes</b>	
(Including contingent) .....	135,811.12
<b>SUB-TOTAL—Municipal functions..</b>	<b>\$2,626,799.40</b>

<b>Per Capita—Municipal functions .....</b>	<b>\$44.42</b>
Capital imp'ts and capital imp't fund ..	\$36,357.45
<b>Debt Service</b>	
Principal payments ..	\$409,805.88
Interest payments ..	170,012.35
<b>Total .....</b>	<b>579,818.23</b>
<b>Per Capita Debt Service .....</b>	<b>\$9.80</b>
<b>Deferred Charges and Statutory Expenditures</b>	
Emergencies .....	\$14,000.00
Other deferred chgs. ....	161,358.83
<b>Total .....</b>	<b>175,358.83</b>
<b>TOTAL—Municipal expenditures ...</b>	<b>\$3,418,333.91</b>

<b>Required Payments for Local School, County, and Special District Taxes .....</b>	
	<b>2,191,706.11</b>
<b>TOTAL EXPENDITURES AND REQUIRED PAYMENTS .....</b>	<b>\$5,610,040.02</b>
Reserve for uncollected taxes .....	\$283,575.05
<b>GRAND TOTAL—Budget .....</b>	<b>\$5,893,615.07</b>

<b>RECEIPTS AND REVENUES REALIZED IN 1950 TO MEET EXPENDITURES AND REQUIRED PAYMENTS</b>	
Surplus revenue appropriated ..	\$230,000.00
Miscellaneous revenues realized ..	1,042,805.63
State aid revenues realized .....	31,738.00
<b>Delinquent taxes including</b>	
liens—1950 collections .....	153,242.85
Current taxes—1950 collections..	4,503,241.64
Emergency borrowings .....	.....
<b>TOTAL RECEIPTS AND REVENUES REALIZED .....</b>	<b>\$5,961,028.12</b>

<b>CAPITAL OUTLAY—1950</b>	
Beaches and boardwalks .....	.....
Buildings and equipment .....	\$5,659.23
Parks and playgrounds .....	.....
Sewers .....	.....
Streets, roads and bridges .....	7,201.41
Water supply .....	.....
Other .....	21,000.00

Tax rate .....	\$6.16
Local school tax rate .....	1.95
County tax rate .....	0.92
Local purpose tax rate .....	3.29
<b>TAXES</b>	
Local school tax ...	\$1,489,984.34
County taxes .....	701,721.77
Special district taxes .....	.....
Local purpose levy .....	2,529,979.01
<b>Total tax levy (tax duplicate) ..</b>	<b>\$4,721,685.12</b>
<b>Per Capita Total Tax Levy .....</b>	<b>\$79.84</b>
<b>Current</b>	
1950 taxes levied (total) .....	\$4,738,572.05
Collected in 1950 .....	4,503,241.64
Per cent of levy collected in 1950 ...	95.03
Transferred to liens .....	4,395.84
Cancelled, abated or adjusted .....	63,775.78
Outstanding December 31, 1950 ..	\$167,158.79

<b>All Prior Years Outstanding</b>	
Balance January 1, 1950 .....	\$285,242.61
Collected in 1950 .....	150,594.30
Balance December 31, 1950 .....	\$109,884.70

<b>Tax Title Liens Outstanding</b>	
Balance January 1, 1950 .....	\$76,137.81
Redeemed by cash .....	2,648.55
Balance December 31, 1950 .....	\$68,545.48

<b>Property Acquired by Deed or Foreclosure</b>	
Balance January 1, 1950 .....	\$297,070.00
Sale for cash .....	160,800.00
Balance December 31, 1950 .....	\$149,320.00

<b>CAPITAL DEBT, DECEMBER 31, 1950</b>	
<b>Gross Debt</b>	
School debt .....	\$2,544,150.00
Self-liquidating debt .....	.....
Other capital debt ..	1,730,294.00
<b>TOTAL GROSS DEBT .....</b>	<b>\$4,274,444.00</b>
<b>Per Capita Gross Debt .....</b>	<b>\$73.27</b>

<b>Deductions for</b>	
School debt .....	\$2,544,150.00
Self-liquidating debt .....	.....
Other capital debt ..	.....
<b>TOTAL DEDUCTIONS .....</b>	<b>2,544,150.00</b>
<b>NET DEBT .....</b>	<b>\$1,730,294.00</b>

<b>Average Assessed Valuations</b>	
Real Property 1948-1949-1950..	\$65,679,058.00
Per Cent of Net Debt .....	2.63

<b>CURRENT FINANCES DECEMBER 31, 1950</b>	
Cash .....	\$1,173,356.30
Taxes receivable .....	277,043.49
Tax title liens .....	68,545.48
Foreclosed property .....	149,320.00
Accounts receivable .....	8,600.00
State road aid receivable .....	24,894.61
Emergencies and deferred charges ..	45,191.95
<b>TOTAL ASSETS .....</b>	<b>\$1,746,951.83</b>
Cash liabilities .....	\$356,579.29
Reserves .....	503,508.97
Surplus revenue .....	886,863.57
<b>TOTAL LIABILITIES AND SURPLUS .....</b>	<b>\$1,746,951.83</b>

**ISLAND BEACH BOROUGH—OCEAN COUNTY**

Population Census, 1950—13  
1940—31

Land Area 2.6 sq. mi.

Net Valuation Taxable \$572,225

**EXPENDITURES AND RE-  
QUIRED PAYMENTS FOR 1950**

<b>General Government</b>	
Administrative and executive . . . . .	\$1,090.71
Assessment and collection of taxes . . . . .	127.30
Finance Department . . . . .	94.88
<b>Protection to Persons &amp; Property</b>	
Fire . . . . .	125.00
Police . . . . .	100.00
Other . . . . .	.....
<b>Streets and Roads</b>	
Repairs and maintenance . . . . .	.....
Street lighting . . . . .	.....
<b>Sanitation</b>	
Street cleaning . . . . .	.....
Garbage and ash removal . . . . .	.....
Sewers . . . . .	.....
<b>Health and Charities</b>	
Health service . . . . .	237.95
Poor (including relief) . . . . .	.....
Hospitals (aid and maintenance) . . . . .	.....
Other . . . . .	.....
<b>Recreation</b>	
Beaches and boardwalks . . . . .	75.00
Parks and playgrounds . . . . .	.....
Other . . . . .	.....
<b>Educational</b>	
(Exclusive of school districts) . . . . .	50.00
<b>Unclassified Purposes</b>	
(Including contingent) . . . . .	.....
<b>SUB-TOTAL—Municipal functions..</b>	<b>\$1,900.84</b>

<b>Per Capita—Municipal functions . . . . .</b>	<b>\$146.22</b>
Capital imp'ts and capital imp't fund . . . . .	.....
<b>Debt Service</b>	
Principal payments . . . . .	.....
Interest payments . . . . .	.....
Total . . . . .	.....
<b>Per Capita Debt Service</b>	
<b>Deferred Charges and Statutory Expenditures</b>	
Emergencies . . . . .	.....
Other deferred chgs. . . . .	\$86.00
Total . . . . .	\$86.00

**TOTAL—Municipal expenditures . . . . .** \$1,986.84

**Required Payments for Local School, County, and Special District Taxes . . . . .** 12,342.90

**TOTAL EXPENDITURES AND REQUIRED PAYMENTS . . . . .** \$14,329.74

Reserve for uncollected taxes . . . . . \$7.08

**GRAND TOTAL—Budget . . . . .** \$14,336.82

**RECEIPTS AND REVENUES REALIZED IN 1950 TO MEET EXPENDITURES AND REQUIRED PAYMENTS**

Surplus revenue appropriated . . . . .	\$954.88
Miscellaneous revenues realized . . . . .	124.75
State aid revenues realized . . . . .	.....
<b>Delinquent taxes including</b>	
liens—1950 collections . . . . .	.....
Current taxes—1950 collections . . . . .	14,145.35
Emergency borrowings . . . . .	.....

**TOTAL RECEIPTS AND REVENUES REALIZED . . . . .** \$15,224.98

**CAPITAL OUTLAY—1950**

Beaches and boardwalks . . . . .	.....
Buildings and equipment . . . . .	.....
Parks and playgrounds . . . . .	.....
Sewers . . . . .	.....
Streets, roads and bridges . . . . .	.....
Water supply . . . . .	.....
Other . . . . .	.....

<b>Tax rate . . . . .</b>	<b>\$2.47</b>
Local school tax rate . . . . .	0.12
County tax rate . . . . .	2.04
Local purpose tax rate . . . . .	0.31

**TAXES**

Local school tax . . . . .	\$665.20	
County taxes . . . . .	11,677.70	
Special district taxes . . . . .	.....	
Local purpose levy . . . . .	.....	\$12,342.90
		1,763.20
<b>Total tax levy (tax duplicate) . . . . .</b>		<b>\$14,106.10</b>
<b>Per Capita Total Tax Levy . . . . . \$1,085.08</b>		

<b>Current</b>	
1950 taxes levied (total) . . . . .	\$14,145.35
Collected in 1950 . . . . .	14,145.35
Per cent of levy collected in 1950 . . . . .	100.00
Transferred to liens . . . . .	.....
Cancelled, abated or adjusted . . . . .	.....
Outstanding December 31, 1950 . . . . .	.....

<b>All Prior Years Outstanding</b>	
Balance January 1, 1950 . . . . .	.....
Collected in 1950 . . . . .	.....
Balance December 31, 1950 . . . . .	.....

<b>Tax Title Liens Outstanding</b>	
Balance January 1, 1950 . . . . .	.....
Redeemed by cash . . . . .	.....
Balance December 31, 1950 . . . . .	.....

<b>Property Acquired by Deed or Foreclosure</b>	
Balance January 1, 1950 . . . . .	.....
Sale for cash . . . . .	.....
Balance December 31, 1950 . . . . .	.....

**CAPITAL DEBT, DECEMBER 31, 1950**

<b>Gross Debt</b>	
School debt . . . . .	.....
Self-liquidating debt . . . . .	.....
Other capital debt . . . . .	.....
<b>TOTAL GROSS DEBT . . . . .</b>	<b>.....</b>
<b>Per Capita Gross Debt . . . . .</b>	<b>.....</b>

<b>Deductions for</b>	
School debt . . . . .	.....
Self-liquidating debt . . . . .	.....
Other capital debt . . . . .	.....
<b>TOTAL DEDUCTIONS . . . . .</b>	<b>.....</b>
<b>NET DEBT . . . . .</b>	<b>.....</b>

<b>Average Assessed Valuations</b>	
Real Property 1948-1949-1950 . . . . .	\$552,558.00
<b>Per Cent of Net Debt . . . . .</b>	<b>.....</b>

**CURRENT FINANCES DECEMBER 31, 1950**

Cash . . . . .	\$888.04
Taxes receivable . . . . .	.....
Tax title liens . . . . .	.....
Foreclosed property . . . . .	.....
Accounts receivable . . . . .	.....
State road aid receivable . . . . .	.....
Emergencies and deferred charges . . . . .	.....
<b>TOTAL ASSETS . . . . .</b>	<b>\$888.04</b>

Cash liabilities . . . . .	.....
Reserves . . . . .	.....
Surplus revenue . . . . .	\$888.04
<b>TOTAL LIABILITIES AND SURPLUS . . . . .</b>	<b>\$888.04</b>

## ISLAND HEIGHTS BOROUGH—OCEAN COUNTY

Population Census, 1950—785  
1940—392

Land Area 0.63 sq. mi.

Net Valuation Taxable \$925,320

### EXPENDITURES AND REQUIRED PAYMENTS FOR 1950

<b>General Government</b>	
Administrative and executive .....	\$9,850.00
Assessment and collection of taxes .....	2,500.00
Finance Department .....	.....
<b>Protection to Persons &amp; Property</b>	
Fire .....	2,975.00
Police .....	5,250.00
Other .....	.....
<b>Streets and Roads</b>	
Repairs and maintenance .....	8,486.67
Street lighting .....	3,000.00
<b>Sanitation</b>	
Street cleaning .....	.....
Garbage and ash removal .....	4,125.00
Sewers .....	4,225.00
<b>Health and Charities</b>	
Health service .....	175.00
Poor (including relief) .....	265.00
Hospitals (aid and maintenance) .....	50.00
Other .....	1,750.00
<b>Recreation</b>	
Beaches and boardwalks .....	3,175.00
Parks and playgrounds .....	950.00
Other .....	350.00
<b>Educational</b> (Exclusive of school districts) ..	
.....	.....
<b>Unclassified Purposes</b> (Including contingent) .....	
.....	100.00
<b>SUB-TOTAL—Municipal functions..</b>	<b>\$47,226.67</b>

<b>Per Capita—Municipal functions .....</b>	
.....	<b>\$60.16</b>
Capital imp'ts and capital imp't fund .....	\$1,000.00
<b>Debt Service</b>	
Principal payments ..	\$3,100.00
Interest payments ..	730.00
Total .....	3,830.00
<b>Per Capita Debt Service .....</b>	
.....	<b>\$4.88</b>
<b>Deferred Charges and Statutory Expenditures</b>	
Emergencies .....	.....
Other deferred chgs. ....	\$685.50
Total .....	685.50
<b>TOTAL—Municipal expenditures ...</b>	<b>\$52,742.17</b>

<b>Required Payments for Local School, County, and Special District Taxes .....</b>	
.....	<b>\$37,522.41</b>

<b>TOTAL EXPENDITURES AND REQUIRED PAYMENTS .....</b>	
.....	<b>\$90,264.58</b>
Reserve for uncollected taxes .....	\$11,000.00
<b>GRAND TOTAL—Budget .....</b>	<b>\$101,264.58</b>

<b>RECEIPTS AND REVENUES REALIZED IN 1950 TO MEET EXPENDITURES AND REQUIRED PAYMENTS</b>	
Surplus revenue appropriated ..	\$9,000.00
Miscellaneous revenues realized ..	8,931.18
State aid revenues realized .....	2,497.40
Delinquent taxes including liens—1950 collections .....	10,759.90
Current taxes—1950 collections..	58,991.49
Emergency borrowings .....	.....
<b>TOTAL RECEIPTS AND REVENUES REALIZED .....</b>	<b>\$90,179.97</b>

### CAPITAL OUTLAY—1950

Beaches and boardwalks .....	.....
Buildings and equipment .....	.....
Parks and playgrounds .....	.....
Sewers .....	.....
Streets, roads and bridges .....	.....
Water supply .....	\$24.00
Other .....	.....

<b>Tax rate .....</b>	<b>\$7.70</b>
Local school tax rate .....	2.05
County tax rate .....	2.00
Local purpose tax rate .....	3.65

### TAXES

Local school tax ...	\$18,979.01	
County taxes .....	18,543.40	
Special district taxes .....	.....	
Local purpose levy .....	.....	\$37,522.41
.....	.....	33,635.82
<b>Total tax levy (tax duplicate) ..</b>	<b>.....</b>	<b>\$71,158.23</b>

<b>Per Capita Total Tax Levy .....</b>	<b>\$90.65</b>
----------------------------------------	----------------

<b>Current</b>	
1950 taxes levied (total) .....	\$71,759.44
Collected in 1950 .....	58,991.49
Per cent of levy collected in 1950 ...	82.21
Transferred to liens .....	1,384.10
Cancelled, abated or adjusted ..	2,088.09
Outstanding December 31, 1950 ..	\$9,295.76

<b>All Prior Years Outstanding</b>	
Balance January 1, 1950 .....	\$7,729.20
Collected in 1950 .....	7,648.04
Balance December 31, 1950 .....	.....

<b>Tax Title Liens Outstanding</b>	
Balance January 1, 1950 .....	\$15,630.59
Redeemed by cash .....	3,111.86
Balance December 31, 1950 .....	\$11,328.60

<b>Property Acquired by Deed or Foreclosure</b>	
Balance January 1, 1950 .....	\$10,920.00
Sale for cash .....	4,700.00
Balance December 31, 1950 .....	\$8,270.00

### CAPITAL DEBT, DECEMBER 31, 1950

<b>Gross Debt</b>	
School debt .....	\$53,000.00
Self-liquidating debt ..	23,000.00
Other capital debt ..	17,000.00
<b>TOTAL GROSS DEBT .....</b>	<b>\$93,000.00</b>
<b>Per Capita Gross Debt .....</b>	<b>\$118.47</b>

<b>Deductions for</b>	
School debt .....	\$53,000.00
Self-liquidating debt ..	23,000.00
Other capital debt ..	.....
<b>TOTAL DEDUCTIONS .....</b>	<b>76,000.00</b>
<b>NET DEBT .....</b>	<b>\$17,000.00</b>

<b>Average Assessed Valuations</b>	
Real Property 1948-1949-1950..	\$897,552.00
Per Cent of Net Debt .....	1.89

### CURRENT FINANCES DECEMBER 31, 1950

Cash .....	\$36,437.23
Taxes receivable .....	9,295.76
Tax title liens .....	11,328.60
Foreclosed property .....	8,270.00
Accounts receivable .....	1,519.06
State road aid receivable ..	.....
Emergencies and deferred charges ..	.....
<b>TOTAL ASSETS .....</b>	<b>\$66,850.65</b>

Cash liabilities .....	\$14,141.69
Reserves .....	30,413.42
Surplus revenue .....	22,295.54

<b>TOTAL LIABILITIES AND SURPLUS .....</b>	<b>\$66,850.65</b>
--------------------------------------------	--------------------

## JACKSON TOWNSHIP—OCEAN COUNTY

Population Census, 1950—3,485      Land Area 100.8 sq. mi.      Net Valuation Taxable \$1,123,678  
 1940—2,153

<b>EXPENDITURES AND RE- QUIRED PAYMENTS FOR 1950</b>	
<b>General Government</b>	
Administrative and executive . . .	\$7,550.00
Assessment and collection of taxes	4,550.00
Finance Department . . . . .	625.00
<b>Protection to Persons &amp; Property</b>	
Fire . . . . .	2,000.00
Police . . . . .	3,875.00
Other . . . . .	.....
<b>Streets and Roads</b>	
Repairs and maintenance . . . . .	10,635.00
Street lighting . . . . .	600.00
<b>Sanitation</b>	
Street cleaning . . . . .	.....
Garbage and ash removal . . . . .	.....
Sewers . . . . .	.....
<b>Health and Charities</b>	
Health service . . . . .	500.00
Poor (including relief) . . . . .	1,700.00
Hospitals (aid and maintenance) . . . . .	.....
Other . . . . .	.....
<b>Recreation</b>	
Beaches and boardwalks . . . . .	.....
Parks and playgrounds . . . . .	.....
Other . . . . .	.....
<b>Educational</b>	
(Exclusive of school districts) . . . . .	.....
<b>Unclassified Purposes</b>	
(Including contingent) . . . . .	100.00
<b>SUB-TOTAL—Municipal functions..</b>	<b>\$32,135.00</b>

<b>Per Capita—Municipal functions . . . . .</b>	<b>\$9.22</b>
Capital imp'ts and capital imp't fund	\$17,000.00
<b>Debt Service</b>	
Principal payments . . . . .	.....
Interest payments . . . . .	.....
Total . . . . .	.....
<b>Per Capita Debt Service</b>	
Deferred Charges and Statutory Expenditures	.....
Emergencies . . . . .	.....
Other deferred chgs. . . . .	.....
Total . . . . .	.....
<b>TOTAL—Municipal expenditures . . . . .</b>	<b>\$49,135.00</b>

**Required Payments for Local School, County, and Special District Taxes . . . . .** 117,096.74

**TOTAL EXPENDITURES AND REQUIRED PAYMENTS . . . . .** **\$166,231.74**

Reserve for uncollected taxes . . . . . \$37,040.91  
**GRAND TOTAL—Budget . . . . .** **\$203,272.65**

<b>RECEIPTS AND REVENUES REALIZED IN 1950 TO MEET EXPENDITURES AND REQUIRED PAYMENTS</b>	
Surplus revenue appropriated . . . . .	.....
Miscellaneous revenues realized . . . . .	\$21,296.22
State aid revenues realized . . . . .	22,164.00
<b>Delinquent taxes including</b>	
liens—1950 collections . . . . .	18,663.99
current taxes—1950 collections . . . . .	119,125.18
Emergency borrowings . . . . .	.....
<b>TOTAL RECEIPTS AND REVENUES REALIZED . . . . .</b>	<b>\$181,249.39</b>

<b>CAPITAL OUTLAY—1950</b>	
Beaches and boardwalks . . . . .	.....
Buildings and equipment . . . . .	.....
Parks and playgrounds . . . . .	.....
Sewers . . . . .	.....
Streets, roads and bridges . . . . .	.....
Water supply . . . . .	.....
Other . . . . .	.....

<b>Tax rate . . . . .</b>	<b>\$13.04</b>
Local school tax rate . . . . .	8.32
County tax rate . . . . .	2.04
Local purpose tax rate . . . . .	2.68

<b>TAXES</b>	
Local school tax . . . . .	\$93,499.94
County taxes . . . . .	22,896.80
Special district taxes . . . . .	700.00
Local purpose levy . . . . .	\$117,096.74 30,075.91
<b>Total tax levy (tax duplicate) ..</b>	<b>\$147,172.65</b>
<b>Per Capita Total Tax Levy . . . . .</b>	<b>\$42.23</b>

<b>Current</b>	
1950 taxes levied (total) . . . . .	\$151,772.88
Collected in 1950 . . . . .	119,125.18
Per cent of levy collected in 1950 . . . . .	78.48
Transferred to liens . . . . .	4,300.00
Cancelled, abated or adjusted . . . . .	.....
Outstanding December 31, 1950 . . . . .	\$28,347.70

<b>All Prior Years Outstanding</b>	
Balance January 1, 1950 . . . . .	\$52,054.98
Collected in 1950 . . . . .	18,280.81
Balance December 31, 1950 . . . . .	\$32,064.29

<b>Tax Title Liens Outstanding</b>	
Balance January 1, 1950 . . . . .	\$64,362.41
Redeemed by cash . . . . .	383.18
Balance December 31, 1950 . . . . .	\$70,429.29

<b>Property Acquired by Deed or Foreclosure</b>	
Balance January 1, 1950 . . . . .	\$7,906.91
Sale for cash . . . . .	.....
Balance December 31, 1950 . . . . .	\$7,906.91

<b>CAPITAL DEBT, DECEMBER 31, 1950</b>	
<b>Gross Debt</b>	
School debt . . . . .	\$118,000.00
Self-liquidating debt. . . . .	.....
Other capital debt . . . . .	.....
<b>TOTAL GROSS DEBT . . . . .</b>	<b>\$118,000.00</b>
<b>Per Capita Gross Debt . . . . .</b>	<b>\$33.86</b>

<b>Deductions for</b>	
School debt . . . . .	\$60,059.00
Self-liquidating debt. . . . .	.....
Other capital debt . . . . .	.....
<b>TOTAL DEDUCTIONS . . . . .</b>	<b>60,059.00</b>
<b>NET DEBT . . . . .</b>	<b>\$57,941.00</b>

<b>Average Assessed Valuations</b>	
Real Property 1948-1949-1950 . . . . .	\$1,000,979.00
Per Cent of Net Debt . . . . .	5.78

<b>CURRENT FINANCES DECEMBER 31, 1950</b>	
Cash . . . . .	\$93,450.21
Taxes receivable . . . . .	60,411.99
Tax title liens . . . . .	70,429.29
Foreclosed property . . . . .	7,906.91
Accounts receivable . . . . .	1,616.84
State road aid receivable . . . . .	30,050.61
Emergencies and deferred charges . . . . .	600.00
<b>TOTAL ASSETS . . . . .</b>	<b>\$264,465.85</b>
Cash liabilities . . . . .	\$79,683.07
Reserves . . . . .	140,365.03
Surplus revenue . . . . .	44,417.75
<b>TOTAL LIABILITIES AND SURPLUS . . . . .</b>	<b>\$264,465.85</b>

**JAMESBURG BOROUGH—MIDDLESEX COUNTY**

Population Census, 1950—2,302  
1940—2,128

Land Area 0.9 sq. mi.

Net Valuation Taxable \$1,085,595

**EXPENDITURES AND REQUIRED PAYMENTS FOR 1950**

<b>General Government</b>	
Administrative and executive .....	\$5,623.20
Assessment and collection of taxes .....	2,134.26
Finance Department .....	.....
<b>Protection to Persons &amp; Property</b>	
Fire .....	3,850.00
Police .....	5,635.00
Other .....	.....
<b>Streets and Roads</b>	
Repairs and maintenance .....	5,771.08
Street lighting .....	2,600.00
<b>Sanitation</b>	
Street cleaning .....	.....
Garbage and ash removal .....	1,841.76
Sewers .....	4,078.04
<b>Health and Charities</b>	
Health service .....	873.25
Poor (including relief) .....	1,668.00
Hospitals (aid and maintenance) .....	.....
Other .....	300.00
<b>Recreation</b>	
Beaches and boardwalks .....	.....
Parks and playgrounds .....	266.00
Other .....	.....
<b>Educational</b>	
(Exclusive of school districts) ..	100.00
<b>Unclassified Purposes</b>	
(Including contingent) .....	476.10
<b>SUB-TOTAL—Municipal functions..</b>	<b>\$35,216.69</b>

<b>Per Capita—Municipal functions .....</b>	<b>\$15.30</b>
Capital imp'ts and capital imp't fund ..	\$4,500.00
<b>Debt Service</b>	
Principal payments ..	\$11,500.00
Interest payments ..	5,560.00
<b>Total .....</b>	<b>17,060.00</b>
<b>Per Capita Debt Service .....</b>	<b>\$7.41</b>
<b>Deferred Charges and Statutory Expenditures</b>	
Emergencies .....	.....
Other deferred chgs. ....	.....
<b>Total .....</b>	<b>.....</b>

<b>TOTAL—Municipal expenditures ..</b>	<b>\$56,776.69</b>
<b>Required Payments for Local School, County, and Special District Taxes .....</b>	<b>64,000.22</b>
<b>TOTAL EXPENDITURES AND REQUIRED PAYMENTS .....</b>	<b>\$120,776.91</b>
Reserve for uncollected taxes .....	\$15,829.05
<b>GRAND TOTAL—Budget .....</b>	<b>\$136,605.96</b>

**RECEIPTS AND REVENUES REALIZED IN 1950 TO MEET EXPENDITURES AND REQUIRED PAYMENTS**

Surplus revenue appropriated ..	\$6,500.00
Miscellaneous revenues realized ..	16,471.04
State aid revenues realized .....	5,318.00
Delinquent taxes including	.....
liens—1950 collections .....	10,927.06
current taxes—1950 collections ..	90,682.14
Emergency borrowings .....	.....
<b>TOTAL RECEIPTS AND REVENUES REALIZED .....</b>	<b>\$129,898.24</b>

**CAPITAL OUTLAY—1950**

Beaches and boardwalks .....	.....
Buildings and equipment .....	\$1,750.00
Parks and playgrounds .....	.....
Sewers .....	.....
Streets, roads and bridges .....	.....
Water supply .....	.....
Other .....	.....

<b>Tax rate .....</b>	<b>\$9.30</b>
Local school tax rate .....	4.28
County tax rate .....	1.62
Local purpose tax rate .....	3.40

**TAXES**

Local school tax ...	\$46,424.68
County taxes .....	17,575.54
Special district taxes .....	.....
Local purpose levy .....	\$64,000.22
.....	37,537.05
<b>Total tax levy (tax duplicate) ..</b>	<b>\$101,537.27</b>
<b>Per Capita Total Tax Levy .....</b>	<b>\$44.11</b>

<b>Current</b>	
1950 taxes levied (total) .....	\$101,651.23
Collected in 1950 .....	90,682.14
Per cent of levy collected in 1950 ..	89.20
Transferred to liens .....	646.52
Cancelled, abated or adjusted .....	68.42
Outstanding December 31, 1950 ..	\$10,254.15

<b>All Prior Years Outstanding</b>	
Balance January 1, 1950 .....	\$24,772.79
Collected in 1950 .....	10,927.06
Balance December 31, 1950 .....	\$10,704.19

<b>Tax Title Liens Outstanding</b>	
Balance January 1, 1950 .....	\$14,735.99
Redeemed by cash .....	.....
Balance December 31, 1950 .....	\$15,382.51

<b>Property Acquired by Deed or Foreclosure</b>	
Balance January 1, 1950 .....	\$5,800.00
Sale for cash .....	135.00
Balance December 31, 1950 .....	\$4,800.00

**CAPITAL DEBT, DECEMBER 31, 1950**

<b>Gross Debt</b>	
School debt .....	\$84,000.00
Self-liquidating debt ..	.....
Other capital debt ..	152,000.00
<b>TOTAL GROSS DEBT .....</b>	<b>\$236,000.00</b>
<b>Per Capita Gross Debt .....</b>	<b>\$102.52</b>

<b>Deductions for</b>	
School debt .....	\$78,550.00
Self-liquidating debt ..	.....
Other capital debt ..	18,000.00
<b>TOTAL DEDUCTIONS .....</b>	<b>96,550.00</b>
<b>NET DEBT .....</b>	<b>\$139,450.00</b>

<b>Average Assessed Valuations</b>	
Real Property 1948-1949-1950 ..	\$981,878.00
Per Cent of Net Debt .....	14.20

**CURRENT FINANCES DECEMBER 31, 1950**

Cash .....	\$27,193.92
Taxes receivable .....	20,958.34
Tax title liens .....	15,382.51
Foreclosed property .....	4,800.00
Accounts receivable .....	38,250.88
State road aid receivable .....	3,600.00
Emergencies and deferred charges ..	890.68
<b>TOTAL ASSETS .....</b>	<b>\$111,106.33</b>
Cash liabilities .....	\$5,790.45
Reserves .....	79,421.73
Surplus revenue .....	25,894.15
<b>TOTAL LIABILITIES AND SURPLUS .....</b>	<b>\$111,106.33</b>

# JEFFERSON TOWNSHIP—MORRIS COUNTY

Population Census, 1950—2,734  
1940—1,548

Land Area 44.3 sq. mi.

Net Valuation Taxable \$4,381,068

## EXPENDITURES AND REQUIRED PAYMENTS FOR 1950

<b>General Government</b>	
Administrative and executive . . . . .	\$6,317.00
Assessment and collection of taxes . . . . .	4,720.00
Finance Department . . . . .	1,250.00
<b>Protection to Persons &amp; Property</b>	
Fire . . . . .	2,000.00
Police . . . . .	6,800.00
Other . . . . .	.....
<b>Streets and Roads</b>	
Repairs and maintenance . . . . .	53,765.22
Street lighting . . . . .	.....
<b>Sanitation</b>	
Street cleaning . . . . .	.....
Garbage and ash removal . . . . .	.....
Sewers . . . . .	.....
<b>Health and Charities</b>	
Health service . . . . .	275.00
Poor (including relief) . . . . .	1,170.00
Hospitals (aid and maintenance) . . . . .	.....
Other . . . . .	.....
<b>Recreation</b>	
Beaches and boardwalks . . . . .	.....
Parks and playgrounds . . . . .	.....
Other . . . . .	.....
<b>Educational</b>	
(Exclusive of school districts) . . . . .	.....
<b>Unclassified Purposes</b>	
(Including contingent) . . . . .	525.00
<b>SUB-TOTAL—Municipal functions..</b>	<b>\$76,822.22</b>

<b>Per Capita—Municipal functions . . . . .</b>	<b>\$28.10</b>
Capital imp'ts and capital imp't fund	\$3,000.00
<b>Debt Service</b>	
Principal payments . . . . .	.....
Interest payments .. . . .	\$250.00
<b>Total . . . . .</b>	<b>250.00</b>
<b>Per Capita Debt Service . . . . . \$0.00</b>	
<b>Deferred Charges and Statutory Expenditures</b>	
Emergencies . . . . .	\$14,000.00
Other deferred chgs. . . . .	5,287.25
<b>Total . . . . .</b>	<b>19,287.25</b>

**TOTAL—Municipal expenditures . . . . . \$99,359.47**

**Required Payments for Local School, County, and Special District Taxes . . . . . 130,088.93**

**TOTAL EXPENDITURES AND REQUIRED PAYMENTS . . . . . \$229,448.40**

Reserve for uncollected taxes . . . . . \$49,339.13

**GRAND TOTAL—Budget . . . . . \$278,787.53**

## RECEIPTS AND REVENUES REALIZED IN 1950 TO MEET EXPENDITURES AND REQUIRED PAYMENTS

Surplus revenue appropriated . . . . .	\$14,500.00
Miscellaneous revenues realized . . . . .	60,580.71
State aid revenues realized . . . . .	7,130.00
<b>Delinquent taxes including</b>	
liens—1950 collections . . . . .	23,544.70
Current taxes—1950 collections..	173,441.69
Emergency borrowings . . . . .	.....
<b>TOTAL RECEIPTS AND REVENUES REALIZED . . . . .</b>	<b>\$279,197.10</b>

### CAPITAL OUTLAY—1950

Beaches and boardwalks . . . . .	.....
Buildings and equipment . . . . .	\$4,000.00
Parks and playgrounds . . . . .	.....
Sewers . . . . .	.....
Streets, roads and bridges . . . . .	6,485.40
Water supply . . . . .	.....
Other . . . . .	.....

<b>Tax rate . . . . .</b>	<b>\$4.54</b>
Local school tax rate . . . . .	1.88
County tax rate . . . . .	1.00
Local purpose tax rate . . . . .	1.66

### TAXES

Local school tax . . . . .	\$82,281.28	
County taxes . . . . .	43,891.33	
Special district taxes . . . . .	3,916.32	
<b>Local purpose levy . . . . .</b>	<b>72,418.60</b>	<b>\$130,088.93</b>
<b>Total tax levy (tax duplicate) ..</b>	<b>\$202,507.53</b>	

**Per Capita Total Tax Levy . . . . . \$74.07**

<b>Current</b>	
1950 taxes levied (total) . . . . .	\$204,606.53
Collected in 1950 . . . . .	173,441.69
Per cent of levy collected in 1950 . . . . .	84.77
Transferred to liens . . . . .	1,830.87
Cancelled, abated or adjusted . . . . .	1,096.72
Outstanding December 31, 1950 ..	\$28,237.25

<b>All Prior Years Outstanding</b>	
Balance January 1, 1950 . . . . .	\$24,499.35
Collected in 1950 . . . . .	23,007.47
Balance December 31, 1950 . . . . .	\$334.89

<b>Tax Title Liens Outstanding</b>	
Balance January 1, 1950 . . . . .	\$10,535.16
Redeemed by cash . . . . .	537.23
Balance December 31, 1950 . . . . .	\$12,629.79

<b>Property Acquired by Deed or Foreclosure</b>	
Balance January 1, 1950 . . . . .	\$12,150.00
Sale for cash . . . . .	2,647.10
Balance December 31, 1950 . . . . .	\$9,000.00

### CAPITAL DEBT, DECEMBER 31, 1950

<b>Gross Debt</b>	
School debt . . . . .	\$335,000.00
Self-liquidating debt. . . . .	.....
Other capital debt . . . . .	8,500.00

**TOTAL GROSS DEBT . . . . . \$343,500.00**

**Per Capita Gross Debt . . . . . \$125.64**

<b>Deductions for</b>	
School debt . . . . .	\$228,345.00
Self-liquidating debt. . . . .	.....
Other capital debt . . . . .	.....

**TOTAL DEDUCTIONS . . . . . 228,345.00**

**NET DEBT . . . . . \$115,155.00**

<b>Average Assessed Valuations</b>	
Real Property 1948-1949-1950..	\$3,805,755.00
Per Cent of Net Debt . . . . .	3.02

### CURRENT FINANCES DECEMBER 31, 1950

Cash . . . . .	\$88,174.65
Taxes receivable . . . . .	28,572.14
Tax title liens . . . . .	12,629.79
Foreclosed property . . . . .	9,000.00
Accounts receivable . . . . .	1,938.39
State road aid receivable . . . . .	4,500.00
Emergencies and deferred charges ..	3,600.20
<b>TOTAL ASSETS . . . . .</b>	<b>\$148,415.17</b>

Cash liabilities . . . . .	\$15,455.11
Reserves . . . . .	52,140.32
Surplus revenue . . . . .	80,819.74
<b>TOTAL LIABILITIES AND SURPLUS . . . . .</b>	<b>\$148,415.17</b>

**JERSEY CITY—CITY—HUDSON COUNTY**

Population Census, 1950—300,447      Land Area 13.5 sq. mi.      Net Valuation Taxable \$484,895,751  
 1940—301,173

<b>EXPENDITURES AND RE-REQUIRED PAYMENTS FOR 1950</b>	
<b>General Government</b>	
Administrative and executive . . .	\$1,652,158.15
Assessment and collection of taxes	710,758.75
Finance Department . . . . .	115,786.25
<b>Protection to Persons &amp; Property</b>	
Fire . . . . .	2,779,943.75
Police . . . . .	4,601,906.25
Other . . . . .	.....
<b>Streets and Roads</b>	
Repairs and maintenance . . . . .	587,653.70
Street lighting . . . . .	356,977.50
<b>Sanitation</b>	
Street cleaning . . . . .	607,612.00
Garbage and ash removal . . . . .	722,857.25
Sewers . . . . .	142,409.00
<b>Health and Charities</b>	
Health service . . . . .	180,676.50
Poor (including relief) . . . . .	649,020.00
Hospitals (aid and maintenance) . .	6,776,715.45
Other . . . . .	.....
<b>Recreation</b>	
Beaches and boardwalks . . . . .	.....
Parks and playgrounds . . . . .	1,096,281.00
Other . . . . .	38,478.75
<b>Educational</b>	
(Exclusive of school districts) . .	439,855.00
<b>Unclassified Purposes</b>	
(Including contingent) . . . . .	155,705.20
<b>SUB-TOTAL—Municipal functions..</b>	<b>\$21,614,794.50</b>

<b>Per Capita—Municipal functions . . . . .</b>	<b>\$71.94</b>
Capital imp'ts and capital imp't fund	\$287,555.56
<b>Debt Service</b>	
Principal payments . \$2,822,000.00	
Interest payments . . 1,036,353.75	
<b>Total . . . . .</b>	<b>3,858,353.75</b>
<b>Per Capita Debt Service . . . . .</b>	<b>\$12.84</b>
<b>Deferred Charges and Statutory Expenditures</b>	
Emergencies . . . . .	\$335,000.00
Other deferred chgs. 1,107,246.06	
<b>Total . . . . .</b>	<b>1,442,246.06</b>
<b>TOTAL—Municipal expenditures . .</b>	<b>\$27,202,949.87</b>

<b>Required Payments for Local School, County, and Special District Taxes . . . . .</b>	<b>16,724,924.55</b>
-----------------------------------------------------------------------------------------	----------------------

<b>TOTAL EXPENDITURES AND REQUIRED PAYMENTS . . . . .</b>	<b>\$43,927,874.42</b>
Reserve for uncollected taxes . . . . .	\$5,023,190.51
<b>GRAND TOTAL—Budget . . . . .</b>	<b>\$48,951,064.93</b>

<b>RECEIPTS AND REVENUES REALIZED IN 1950 TO MEET EXPENDITURES AND REQUIRED PAYMENTS</b>	
Surplus revenue appropriated . .	\$7,500,000.00
Miscellaneous revenues realized .	6,049,872.43
State aid revenues realized . . . .	163,392.00
<b>Delinquent taxes including liens—1950 collections . . . . .</b>	
Current taxes—1950 collections..	32,501,840.24
Emergency borrowings . . . . .	.....
<b>TOTAL RECEIPTS AND REVENUES REALIZED . . . . .</b>	<b>\$48,599,456.90</b>

<b>CAPITAL OUTLAY—1950</b>	
Beaches and boardwalks . . . . .	.....
Buildings and equipment . . . . .	\$3,298,627.62
Parks and playgrounds . . . . .	.....
Sewers . . . . .	200,177.00
Streets, roads and bridges . . . . .	.....
Water supply . . . . .	56,022.57
Other . . . . .	500.00

<b>Tax rate . . . . .</b>	<b>\$7.33</b>
Local school tax rate . . . . .	1.79
County tax rate . . . . .	1.66
Local purpose tax rate . . . . .	3.88

<b>TAXES</b>	
Local school tax . . . . .	\$8,684,838.84
County taxes . . . . .	8,040,085.71
Special district taxes . . . . .	.....
Local purpose levy . . . . .	\$16,724,924.55
<b>Total tax levy (tax duplicate) . .</b>	<b>\$35,555,272.93</b>

<b>Per Capita Total Tax Levy . . . . .</b>	<b>\$118.34</b>
<b>Current</b>	
1950 taxes levied (total) . . . . .	\$35,693,267.01
Collected in 1950 . . . . .	32,501,840.24
Per cent of levy collected in 1950 . .	91.05
Transferred to liens . . . . .	279,204.93
Cancelled, abated or adjusted . . . .	1,587,008.11
Outstanding December 31, 1950 . .	\$1,325,213.73

<b>All Prior Years Outstanding</b>	
Balance January 1, 1950 . . . . .	\$3,929,214.40
Collected in 1950 . . . . .	1,604,333.30
Balance December 31, 1950 . . . . .	\$1,865,484.60

<b>Tax Title Liens Outstanding</b>	
Balance January 1, 1950 . . . . .	\$4,628,803.55
Redeemed by cash . . . . .	144,633.93
Balance December 31, 1950 . . . . .	\$4,531,644.98

<b>Property Acquired by Deed or Foreclosure</b>	
Balance January 1, 1950 . . . . .	\$23,455,259.45
Sale for cash . . . . .	635,335.00
Balance December 31, 1950 . . . . .	\$23,431,681.00

**CAPITAL DEBT, DECEMBER 31, 1950**

<b>Gross Debt</b>	
School debt . . . . .	\$9,039,100.00
Self-liquidating debt. 13,972,000.00	
Other capital debt . . 22,449,750.00	

<b>TOTAL GROSS DEBT . . . . .</b>	<b>\$45,460,850.00</b>
<b>Per Capita Gross Debt . . . . .</b>	<b>\$151.31</b>

<b>Deductions for</b>	
School debt . . . . .	\$9,039,100.00
Self-liquidating debt. 13,972,000.00	
Other capital debt . . 976,000.00	

<b>TOTAL DEDUCTIONS . . . . .</b>	<b>23,987,100.00</b>
<b>NET DEBT . . . . .</b>	<b>\$21,473,750.00</b>

<b>Average Assessed Valuations</b>	
Real Property 1948-1949-1950. . .	\$427,522,944.00
Per Cent of Net Debt . . . . .	5.02

**CURRENT FINANCES DECEMBER 31, 1950**

Cash . . . . .	\$23,270,549.03
Taxes receivable . . . . .	3,190,698.33
Tax title liens . . . . .	4,531,644.98
Foreclosed property . . . . .	23,431,681.00
Accounts receivable . . . . .	1,646,475.22
State road aid receivable . . . . .	165,579.49
Emergencies and deferred charges . .	135,000.00
<b>TOTAL ASSETS . . . . .</b>	<b>\$56,371,628.05</b>

Cash liabilities . . . . .	\$7,879,595.47
Reserves . . . . .	32,800,499.53
Surplus revenue . . . . .	15,691,533.05

<b>TOTAL LIABILITIES AND SURPLUS . . . . .</b>	<b>\$56,371,628.05</b>
------------------------------------------------	------------------------

**KEANSBURG BOROUGH—MONMOUTH COUNTY**

Population Census, 1950—5,604      Land Area 1.0 sq. mi.      Net Valuation Taxable \$4,127,665  
 1940—2,904

**EXPENDITURES AND REQUIRED PAYMENTS FOR 1950**

<b>General Government</b>	
Administrative and executive . . .	\$29,935.00
Assessment and collection of taxes	3,640.00
Finance Department . . . . .	4,260.00
<b>Protection to Persons &amp; Property</b>	
Fire . . . . .	6,500.00
Police . . . . .	54,990.00
Other . . . . .	.....
<b>Streets and Roads</b>	
Repairs and maintenance . . . . .	35,710.00
Street lighting . . . . .	10,250.00
<b>Sanitation</b>	
Street cleaning . . . . .	.....
Garbage and ash removal . . . . .	16,500.00
Sewers . . . . .	.....
<b>Health and Charities</b>	
Health service . . . . .	2,850.00
Poor (including relief) . . . . .	1,600.00
Hospitals (aid and maintenance) .	.....
Other . . . . .	.....
<b>Recreation</b>	
Beaches and boardwalks . . . . .	.....
Parks and playgrounds . . . . .	.....
Other . . . . .	.....
<b>Educational</b>	
(Exclusive of school districts) ..	150.00
<b>Unclassified Purposes</b>	
(Including contingent) . . . . .	9,361.00
<b>SUB-TOTAL—Municipal functions..</b>	<b>\$175,746.00</b>

<b>Per Capita—Municipal functions . . . . .</b>	<b>\$31.36</b>
Capital imp'ts and capital imp't fund	\$1,500.00
<b>Debt Service</b>	
Principal payments . . . . .	\$49,600.00
Interest payments . . . . .	7,725.00
<b>Total . . . . .</b>	<b>57,325.00</b>
<b>Per Capita Debt Service . . . . .</b>	<b>\$10.23</b>
<b>Deferred Charges and Statutory Expenditures</b>	
Emergencies . . . . .	\$2,250.00
Other deferred chgs. . . . .	30,083.00
<b>Total . . . . .</b>	<b>32,333.00</b>

<b>TOTAL—Municipal expenditures . . .</b>	<b>\$266,904.00</b>
<b>Required Payments for Local School, County, and Special District Taxes . . . . .</b>	<b>179,728.84</b>

<b>TOTAL EXPENDITURES AND REQUIRED PAYMENTS . . . . .</b>	<b>\$446,632.84</b>
Reserve for uncollected taxes . . . . .	\$57,544.24
<b>GRAND TOTAL—Budget . . . . .</b>	<b>\$504,177.08</b>

**RECEIPTS AND REVENUES REALIZED IN 1950 TO MEET EXPENDITURES AND REQUIRED PAYMENTS**

Surplus revenue appropriated . .	\$90,000.00
Miscellaneous revenues realized.	78,215.07
State aid revenues realized . . . .	4,049.00
Delinquent taxes including	.....
liens—1950 collections . . . . .	38,000.03
Current taxes—1950 collections..	283,484.18
Emergency borrowings . . . . .	.....
<b>TOTAL RECEIPTS AND REVENUES REALIZED . . . . .</b>	<b>\$493,748.28</b>

**CAPITAL OUTLAY—1950**

Beaches and boardwalks . . . . .	.....
Buildings and equipment . . . . .	\$12,776.35
Parks and playgrounds . . . . .	.....
Sewers . . . . .	81,152.04
Streets, roads and bridges . . . . .	2,591.74
Water supply . . . . .	.....
Other . . . . .	.....

<b>Tax rate . . . . .</b>	<b>\$7.74</b>
Local school tax rate . . . . .	2.84
County tax rate . . . . .	1.52
Local purpose tax rate . . . . .	3.38

**TAXES**

Local school tax . . . . .	\$117,122.62	
County taxes . . . . .	62,606.22	
Special district taxes . . . . .	.....	
<b>Local purpose levy . . . . .</b>	<b>140,449.24</b>	
<b>Total tax levy (tax duplicate) ..</b>	<b>\$320,178.08</b>	
<b>Per Capita Total Tax Levy . . . . .</b>	<b>\$57.13</b>	

<b>Current</b>	
1950 taxes levied (total) . . . . .	\$323,838.76
Collected in 1950 . . . . .	283,484.18
Per cent of levy collected in 1950 . . . . .	87.53
Transferred to liens . . . . .	1,702.38
Cancelled, abated or adjusted . . . .	1,304.78
Outstanding December 31, 1950 ..	\$37,347.42

<b>All Prior Years Outstanding</b>	
Balance January 1, 1950 . . . . .	\$33,055.11
Collected in 1950 . . . . .	32,371.89
Balance December 31, 1950 . . . . .	\$683.21

<b>Tax Title Liens Outstanding</b>	
Balance January 1, 1950 . . . . .	\$16,803.08
Redeemed by cash . . . . .	5,628.14
Balance December 31, 1950 . . . . .	\$12,877.32

<b>Property Acquired by Deed or Foreclosure</b>	
Balance January 1, 1950 . . . . .	\$69,756.00
Sale for cash . . . . .	4,310.00
Balance December 31, 1950 . . . . .	\$65,756.00

**CAPITAL DEBT, DECEMBER 31, 1950**

<b>Gross Debt</b>	
School debt . . . . .	\$208,000.00
Self-liquidating debt. . . . .	497,000.00
Other capital debt . . . . .	148,125.00
<b>TOTAL GROSS DEBT . . . . .</b>	<b>\$853,125.00</b>
<b>Per Capita Gross Debt . . . . .</b>	<b>\$152.24</b>

<b>Deductions for</b>	
School debt . . . . .	\$208,000.00
Self-liquidating debt. . . . .	136,000.00
Other capital debt . . . . .	595.00
<b>TOTAL DEDUCTIONS . . . . .</b>	<b>344,595.00</b>
<b>NET DEBT . . . . .</b>	<b>\$508,530.00</b>

<b>Average Assessed Valuations</b>	
Real Property 1948-1949-1950..	\$3,911,355.00
Per Cent of Net Debt . . . . .	13.00

**CURRENT FINANCES DECEMBER 31, 1950**

Cash . . . . .	\$128,561.08
Taxes receivable . . . . .	38,030.63
Tax title liens . . . . .	12,887.32
Foreclosed property . . . . .	65,756.00
Accounts receivable . . . . .	.....
State road aid receivable . . . . .	.....
Emergencies and deferred charges ..	5,700.00
<b>TOTAL ASSETS . . . . .</b>	<b>\$250,935.03</b>

Cash liabilities . . . . .	\$34,436.95
Reserves . . . . .	116,673.95
Surplus revenue . . . . .	99,824.13

<b>TOTAL LIABILITIES AND SURPLUS . . . . .</b>	<b>\$250,935.03</b>
------------------------------------------------	---------------------

**KEARNY TOWN—HUDSON COUNTY**

Population Census, 1950—39,828  
1940—39,467

Land Area 9.3 sq. mi.

Net Valuation Taxable \$80,016,375

**EXPENDITURES AND REQUIRED PAYMENTS FOR 1950**

<b>General Government</b>	
Administrative and executive . . .	\$79,758.53
Assessment and collection of taxes	45,900.00
Finance Department . . . . .	13,850.00
<b>Protection to Persons &amp; Property</b>	
Fire . . . . .	370,040.00
Police . . . . .	434,750.00
Other . . . . .	49,810.81
<b>Streets and Roads</b>	
Repairs and maintenance . . . . .	32,100.00
Street lighting . . . . .	62,816.50
<b>Sanitation</b>	
Street cleaning . . . . .	47,925.00
Garbage and ash removal . . . . .	159,225.00
Sewers . . . . .	102,819.60
<b>Health and Charities</b>	
Health service . . . . .	28,350.00
Poor (including relief) . . . . .	53,781.47
Hospitals (aid and maintenance) . .	35,500.00
Other . . . . .	.....
<b>Recreation</b>	
Beaches and boardwalks . . . . .	.....
Parks and playgrounds . . . . .	51,730.00
Other . . . . .	.....
<b>Educational</b>	
(Exclusive of school districts) . .	37,050.00
<b>Unclassified Purposes</b>	
(Including contingent) . . . . .	128,743.00
<b>SUB-TOTAL—Municipal functions..</b>	<b>\$1,734,149.91</b>

<b>Per Capita—Municipal functions.....</b>	<b>\$43.54</b>
Capital imp'ts and capital imp't fund	\$51,500.00
<b>Debt Service</b>	
Principal payments . . . . .	\$557,000.00
Interest payments . . . . .	131,223.75
<b>Total . . . . .</b>	<b>688,223.75</b>
<b>Per Capita Debt Service.....</b>	<b>\$17.28</b>
<b>Deferred Charges and Statutory Expenditures</b>	
Emergencies . . . . .	\$70,204.00
Other deferred chgs. . . . .	177,103.81
<b>Total . . . . .</b>	<b>247,307.81</b>

**TOTAL—Municipal expenditures ...** **\$2,721,181.47**

**Required Payments for Local School, County, and Special District Taxes . . . . .** **2,215,334.16**

**TOTAL EXPENDITURES AND REQUIRED PAYMENTS . . . . .** **\$4,936,515.63**

Reserve for uncollected taxes . . . . . \$407,469.21

**GRAND TOTAL—Budget . . . . .** **\$5,343,984.84**

**RECEIPTS AND REVENUES REALIZED IN 1950 TO MEET EXPENDITURES AND REQUIRED PAYMENTS**

Surplus revenue appropriated . . . . .	\$475,000.00
Miscellaneous revenues realized . . .	1,125,648.71
State aid revenues realized . . . . .	24,767.15
Delinquent taxes including	.....
liens—1950 collections . . . . .	87,372.48
Current taxes—1950 collections..	3,774,346.29
Emergency borrowings . . . . .	.....

**TOTAL RECEIPTS AND REVENUES REALIZED . . . . .** **\$5,487,134.63**

**CAPITAL OUTLAY—1950**

Beaches and boardwalks . . . . .	.....
Buildings and equipment . . . . .	\$41,283.57
Parks and playgrounds . . . . .	.....
Sewers . . . . .	29,227.00
Streets, roads and bridges . . . . .	141,053.96
Water supply . . . . .	12,511.92
Other . . . . .	.....

<b>Tax rate . . . . .</b>	<b>\$4.82</b>
Local school tax rate . . . . .	1.27
County tax rate . . . . .	1.50
Local purpose tax rate . . . . .	2.05

**TAXES**

Local school tax . . . \$1,013,599.82	
County taxes . . . . . 1,201,734.34	
Special district taxes . . . . .	.....
<b>Local purpose levy . . . . .</b>	<b>\$2,215,334.16</b>
	1,639,305.99
<b>Total tax levy (tax duplicate) ..</b>	<b>\$3,854,640.15</b>

**Per Capita Total Tax Levy . . . . .** **\$96.78**

<b>Current</b>	
1950 taxes levied (total) . . . . .	\$3,870,375.58
Collected in 1950 . . . . .	3,774,346.29
Per cent of levy collected in 1950 . . . . .	97.50
Transferred to liens . . . . .	5,111.15
Cancelled, abated or adjusted . . . .	4,423.82
Outstanding December 31, 1950 ..	\$86,994.32

<b>All Prior Years Outstanding</b>	
Balance January 1, 1950 . . . . .	\$116,833.88
Collected in 1950 . . . . .	85,038.76
Balance December 31, 1950 . . . . .	\$29,670.38

<b>Tax Title Liens Outstanding</b>	
Balance January 1, 1950 . . . . .	\$39,332.84
Redeemed by cash . . . . .	2,332.72
Balance December 31, 1950 . . . . .	\$42,185.93

<b>Property Acquired by Deed or Foreclosure</b>	
Balance January 1, 1950 . . . . .	\$1,422,875.00
Sale for cash . . . . .	30,511.04
Balance December 31, 1950 . . . . .	\$1,392,375.00

**CAPITAL DEBT, DECEMBER 31, 1950**

<b>Gross Debt</b>	
School debt . . . . .	\$2,087,000.00
Self-liquidating debt . . . . .	3,234,500.00
Other capital debt . . . . .	1,744,064.00

**TOTAL GROSS DEBT . . . . .** **\$7,065,564.00**

**Per Capita Gross Debt . . . . .** **\$177.40**

<b>Deductions for</b>	
School debt . . . . .	\$2,087,000.00
Self-liquidating debt . . . . .	1,245,150.00
Other capital debt . . . . .	.....

**TOTAL DEDUCTIONS . . . . .** **3,332,150.00**

**NET DEBT . . . . .** **\$3,733,414.00**

<b>Average Assessed Valuations</b>	
Real Property 1948-1949-1950..	\$68,569,601.00
Per Cent of Net Debt . . . . .	5.44

**CURRENT FINANCES DECEMBER 31, 1950**

Cash . . . . .	\$1,427,430.12
Taxes receivable . . . . .	116,664.70
Tax title liens . . . . .	42,185.93
Foreclosed property . . . . .	1,392,875.00
Accounts receivable . . . . .	1,690.72
State road aid receivable . . . . .	23,601.00
Emergencies and deferred charges ..	30,113.69

**TOTAL ASSETS . . . . .** **\$3,034,561.16**

Cash liabilities . . . . .	\$116,694.96
Reserves . . . . .	1,553,416.35
Surplus revenue . . . . .	1,364,449.85

**TOTAL LIABILITIES AND SURPLUS . . . . .** **\$3,034,561.16**

## KENILWORTH BOROUGH—UNION COUNTY

Population Census, 1950—4,920  
1940—2,451

Land Area 2.1 sq. mi.

Net Valuation Taxable \$5,830,570

### EXPENDITURES AND RE- QUIRED PAYMENTS FOR 1950

<b>General Government</b>	
Administrative and executive ....	\$15,890.00
Assessment and collection of taxes	18,075.00
Finance Department .....	.....
<b>Protection to Persons &amp; Property</b>	
Fire .....	16,275.00
Police .....	35,225.00
Other .....	.....
<b>Streets and Roads</b>	
Repairs and maintenance .....	16,500.00
Street lighting .....	7,000.00
<b>Sanitation</b>	
Street cleaning .....	.....
Garbage and ash removal .....	7,100.00
Sewers .....	29,350.00
<b>Health and Charities</b>	
Health service .....	1,200.00
Poor (including relief) .....	1,935.00
Hospitals (aid and maintenance) ..	.....
Other .....	.....
<b>Recreation</b>	
Beaches and boardwalks .....	.....
Parks and playgrounds .....	1,800.00
Other .....	.....
<b>Educational</b>	
(Exclusive of school districts) ..	2,650.00
<b>Unclassified Purposes</b>	
(Including contingent) .....	1,300.00
<b>SUB-TOTAL—Municipal functions..</b>	<b>\$154,300.00</b>

<b>Per Capita—Municipal functions ....</b>	<b>\$31.36</b>
Capital imp'ts and capital imp't fund	\$2,500.00
<b>Debt Service</b>	
Principal payments ..	\$27,500.00
Interest payments ..	17,140.00
Total .....	44,640.00
<b>Per Capita Debt Service</b>	<b>\$9.07</b>
<b>Deferred Charges and Statutory Expenditures</b>	
Emergencies .....	\$4,500.00
Other deferred chgs.	7,638.88
Total .....	12,138.88

**TOTAL—Municipal expenditures ...** **\$213,578.88**

**Required Payments for Local School, County, and Special District Taxes** 175,579.02

**TOTAL EXPENDITURES AND REQUIRED PAYMENTS** **\$389,157.90**

Reserve for uncollected taxes ..... \$48,127.31

**GRAND TOTAL—Budget** **\$437,285.21**

### RECEIPTS AND REVENUES REALIZED IN 1950 TO MEET EXPENDITURES AND RE- QUIRED PAYMENTS

Surplus revenue appropriated ..	\$37,000.00
Miscellaneous revenues realized ..	84,067.10
State aid revenues realized .....	4,745.00
Delinquent taxes including	
liens—1950 collections .....	25,227.97
Current taxes—1950 collections..	303,804.06
Emergency borrowings .....	.....
<b>TOTAL RECEIPTS AND REVENUES REALIZED</b> .....	<b>\$454,844.13</b>

### CAPITAL OUTLAY—1950

Beaches and boardwalks .....	.....
Buildings and equipment .....	.....
Parks and playgrounds .....	.....
Sewers .....	\$3,991.73
Streets, roads and bridges .....	9,632.50
Water supply .....	.....
Other .....	.....

<b>Tax rate</b> .....	<b>\$5.50</b>
Local school tax rate .....	2.22
County tax rate .....	0.79
Local purpose tax rate .....	2.49

### TAXES

Local school tax ...	\$129,642.50	
County taxes .....	45,936.52	
Special district taxes .....	.....	
Local purpose levy .....	.....	\$175,579.02
		144,706.19
<b>Total tax levy (tax duplicate) ..</b>		<b>\$320,285.21</b>

**Per Capita Total Tax Levy** **\$65.10**

### Current

1949 taxes levied (total) .....	\$331,052.71
Collected in 1950 .....	303,804.06
Per cent of levy col- lected in 1950 ..	91.76
Transferred to liens .....	5,824.66
Cancelled, abated or adjusted .....	1,201.75
Outstanding December 31, 1950 ..	\$20,222.24

### All Prior Years Outstanding

Balance January 1, 1950 .....	\$26,250.96
Collected in 1950 .....	15,474.84
Balance December 31, 1950 .....	\$10,710.09

### Tax Title Liens Outstanding

Balance January 1, 1950 .....	\$146,777.75
Redeemed by cash .....	7,163.13
Balance December 31, 1950 .....	\$124,772.77

### Property Acquired by Deed or Foreclosure

Balance January 1, 1950 .....	\$114,691.00
Sale for cash .....	36,268.00
Balance December 31, 1950 .....	\$96,115.00

### CAPITAL DEBT, DECEMBER 31, 1950

#### Gross Debt

School debt .....	\$384,698.00
Self-liquidating debt. ....	7,163.13
Other capital debt ..	467,025.00

**TOTAL GROSS DEBT** **\$851,723.00**

**Per Capita Gross Debt** **\$173.11**

#### Deductions for

School debt .....	\$286,968.00
Self-liquidating debt. ....	.....
Other capital debt ..	.....

**TOTAL DEDUCTIONS** **286,968.00**

**NET DEBT** **\$564,755.00**

#### Average Assessed Valuations

**Real Property 1948-1949-1950..** **\$4,329,505.00**  
**Per Cent of Net Debt** **13.04**

### CURRENT FINANCES DECEMBER 31, 1950

Cash .....	\$337,061.18
Taxes receivable .....	30,932.33
Tax title liens .....	124,772.77
Foreclosed property .....	96,115.00
Accounts receivable .....	26,537.48
State road aid receivable .....	.....
Emergencies and deferred charges ..	25,460.60
<b>TOTAL ASSETS</b> .....	<b>\$640,879.36</b>

Cash liabilities .....	\$69,417.97
Reserves .....	278,357.58
Surplus revenue .....	293,103.81

**TOTAL LIABILITIES AND SURPLUS** **\$640,879.36**

**KEYPORT BOROUGH—MONMOUTH COUNTY**

Population Census, 1950—5,900      Land Area 1.4 sq. mi.      Net Valuation Taxable \$4,044,725  
 1940—5,147

<b>EXPENDITURES AND RE-REQUIRED PAYMENTS FOR 1950</b>	
<b>General Government</b>	
Administrative and executive . . . . .	\$15,748.48
Assessment and collection of taxes	4,907.51
Finance Department . . . . .	.....
<b>Protection to Persons &amp; Property</b>	
Fire . . . . .	10,770.00
Police . . . . .	29,745.00
Other . . . . .	.....
<b>Streets and Roads</b>	
Repairs and maintenance . . . . .	19,175.00
Street lighting . . . . .	6,321.52
<b>Sanitation</b>	
Street cleaning . . . . .	.....
Garbage and ash removal . . . . .	10,200.00
Sewers . . . . .	11,177.49
<b>Health and Charities</b>	
Health service . . . . .	4,993.75
Poor (including relief) . . . . .	1,547.50
Hospitals (aid and maintenance) . . . . .	.....
Other . . . . .	.....
<b>Recreation</b>	
Beaches and boardwalks . . . . .	.....
Parks and playgrounds . . . . .	.....
Other . . . . .	.....
<b>Educational</b>	
(Exclusive of school districts) . . . . .	3,700.00
<b>Unclassified Purposes</b>	
(Including contingent) . . . . .	1,850.00
<b>SUB-TOTAL—Municipal functions..</b>	<b>\$120,136.25</b>
<b>Per Capita—Municipal functions . . . . . \$20.36</b>	
Capital imp'ts and capital imp't fund	\$9,975.00
<b>Debt Service</b>	
Principal payments . . . . .	\$9,000.00
Interest payments .. . . .	2,001.25
Total . . . . .	11,001.25
<b>Per Capita Debt Service . . . . . \$1.86</b>	
<b>Deferred Charges and Statutory Expenditures</b>	
Emergencies . . . . .	\$1,765.25
Other deferred chgs. . . . .	.....
Total . . . . .	1,765.25
<b>TOTAL—Municipal expenditures . . . . .</b>	<b>\$142,877.75</b>
<b>Required Payments for Local School, County, and Special District Taxes . . . . .</b>	
	211,457.56
<b>TOTAL EXPENDITURES AND REQUIRED PAYMENTS . . . . .</b>	<b>\$354,335.31</b>
Reserve for uncollected taxes . . . . .	37,155.39
<b>GRAND TOTAL—Budget . . . . .</b>	<b>\$391,490.70</b>
<b>RECEIPTS AND REVENUES REALIZED IN 1950 TO MEET EXPENDITURES AND RE-REQUIRED PAYMENTS</b>	
Surplus revenue appropriated . . . . .	\$25,000.00
Miscellaneous revenues realized.	40,926.84
State aid revenues realized . . . . .	5,691.00
Delinquent taxes including	
liens—1950 collections . . . . .	38,049.61
Current taxes—1950 collections..	247,367.58
Emergency borrowings . . . . .	.....
<b>TOTAL RECEIPTS AND REVENUES REALIZED . . . . .</b>	<b>\$357,035.03</b>

<b>CAPITAL OUTLAY—1950</b>	
Beaches and boardwalks . . . . .	.....
Buildings and equipment . . . . .	.....
Parks and playgrounds . . . . .	.....
Sewers . . . . .	\$1,169.64
Streets, roads and bridges . . . . .	.....
Water supply . . . . .	6,867.95
Other . . . . .	.....

<b>Tax rate . . . . .</b>	<b>\$9.69</b>
Local school tax rate . . . . .	3.75
County tax rate . . . . .	1.48
Local purpose tax rate . . . . .	1.73

<b>TAXES</b>	
Local school tax . . . . .	\$151,771.15
County taxes . . . . .	59,686.41
Special district taxes . . . . .	.....
Local purpose levy . . . . .	71,642.14
<b>Total tax levy (tax duplicate) ..</b>	<b>\$283,099.70</b>
<b>Per Capita Total Tax Levy . . . . . \$47.98</b>	
<b>Current</b>	
1950 taxes levied (total) . . . . .	\$283,305.86
Collected in 1950 . . . . .	247,367.58
Per cent of levy collected in 1950 . . . . .	87.31
Transferred to liens . . . . .	1,409.75
Cancelled, abated or adjusted . . . . .	299.28
Outstanding December 31, 1950 . . . . .	\$34,229.25
<b>All Prior Years Outstanding</b>	
Balance January 1, 1950 . . . . .	\$40,903.30
Collected in 1950 . . . . .	35,810.38
Balance December 31, 1950 . . . . .	\$5,060.12
<b>Tax Title Liens Outstanding</b>	
Balance January 1, 1950 . . . . .	\$17,694.91
Redeemed by cash . . . . .	2,239.23
Balance December 31, 1950 . . . . .	\$16,865.43
<b>Property Acquired by Deed or Foreclosure</b>	
Balance January 1, 1950 . . . . .	\$19,150.00
Sale for cash . . . . .	210.00
Balance December 31, 1950 . . . . .	\$19,390.90

<b>CAPITAL DEBT, DECEMBER 31, 1950</b>	
<b>Gross Debt</b>	
School debt . . . . .	\$45,000.00
Self-liquidating debt. . . . .	136,440.00
Other capital debt .. . . .	81,774.00
<b>TOTAL GROSS DEBT . . . . .</b>	<b>\$263,214.00</b>
<b>Per Capita Gross Debt . . . . .</b>	<b>\$44.61</b>

<b>Deductions for</b>	
School debt . . . . .	\$45,000.00
Self-liquidating debt. . . . .	54,874.00
Other capital debt .. . . .	.....
<b>TOTAL DEDUCTIONS . . . . .</b>	<b>99,874.00</b>
<b>NET DEBT . . . . .</b>	<b>\$163,340.00</b>

<b>Average Assessed Valuations</b>	
Real Property 1948-1949-1950..	\$3,707,502.00
Per Cent of Net Debt . . . . .	4.40

<b>CURRENT FINANCES DECEMBER 31, 1950</b>	
Cash . . . . .	\$80,504.19
Taxes receivable . . . . .	39,289.37
Tax title liens . . . . .	16,865.43
Foreclosed property . . . . .	19,390.90
Accounts receivable . . . . .	.....
State road aid receivable . . . . .	.....
Emergencies and deferred charges ..	9,092.47
<b>TOTAL ASSETS . . . . .</b>	<b>\$165,142.36</b>
Cash liabilities . . . . .	\$6,598.38
Reserves . . . . .	75,545.70
Surplus revenue . . . . .	82,998.28
<b>TOTAL LIABILITIES AND SURPLUS . . . . .</b>	<b>\$165,142.36</b>

**KINGWOOD TOWNSHIP—HUNTERDON COUNTY**

Population Census, 1950—1,320  
1940—1,253

Land Area 35.6 sq. mi.

Net Valuation Taxable \$1,199,369

**EXPENDITURES AND REQUIRED PAYMENTS FOR 1950**

<b>General Government</b>	
Administrative and executive .....	\$2,640.00
Assessment and collection of taxes .....	1,150.00
Finance Department .....	300.00
<b>Protection to Persons &amp; Property</b>	
Fire .....	500.00
Police .....	362.50
Other .....	.....
<b>Streets and Roads</b>	
Repairs and maintenance .....	20,903.46
Street lighting .....	400.00
<b>Sanitation</b>	
Street cleaning .....	.....
Garbage and ash removal .....	.....
Sewers .....	.....
<b>Health and Charities</b>	
Health service .....	620.04
Poor (including relief) .....	1,380.00
Hospitals (aid and maintenance) .....	.....
Other .....	125.00
<b>Recreation</b>	
Beaches and boardwalks .....	.....
Parks and playgrounds .....	.....
Other .....	.....
<b>Educational</b> (Exclusive of school districts) ..	
.....	.....
<b>Unclassified Purposes</b> (Including contingent) .....	
.....	124.00
<b>SUB-TOTAL—Municipal functions..</b>	<b>\$28,505.00</b>

<b>Per Capita—Municipal functions .....</b>	<b>\$21.59</b>
Capital imp'ts and capital imp't fund .....	\$2,700.00
<b>Debt Service</b>	
Principal payments .....	.....
Interest payments ..	\$133.33
<b>Total .....</b>	<b>133.33</b>
<b>Per Capita Debt Service .....</b>	<b>\$0.10</b>
<b>Deferred Charges and Statutory Expenditures</b>	
Emergencies .....	.....
Other deferred chgs. ..	\$6,074.20
<b>Total .....</b>	<b>6,074.20</b>

**TOTAL—Municipal expenditures ...** \$37,412.53

**Required Payments for Local School, County, and Special District Taxes .....** 43,516.92

**TOTAL EXPENDITURES AND REQUIRED PAYMENTS .....** \$80,929.45

Reserve for uncollected taxes .....

**GRAND TOTAL—Budget .....** \$94,016.49

**RECEIPTS AND REVENUES REALIZED IN 1950 TO MEET EXPENDITURES AND REQUIRED PAYMENTS**

Surplus revenue appropriated .....	\$5,000.00
Miscellaneous revenues realized .....	9,176.40
State aid revenues realized .....	10,864.00
Delinquent taxes including	
Fines—1950 collections .....	9,414.55
Current taxes—1950 collections ..	49,434.85
Emergency borrowings .....	.....
<b>TOTAL RECEIPTS AND REVENUES REALIZED .....</b>	<b>\$83,889.80</b>

**CAPITAL OUTLAY—1950**

Beaches and boardwalks .....	.....
Buildings and equipment .....	.....
Parks and playgrounds .....	.....
Sewers .....	.....
Streets, roads and bridges .....	\$13,330.53
Water supply .....	.....
Other .....	.....

<b>Tax rate .....</b>	<b>\$5.05</b>
Local school tax rate .....	2.67
County tax rate .....	0.97
Local purpose tax rate .....	1.41

**TAXES**

Local school tax ...	\$32,000.00	
County taxes .....	11,516.92	
Special district taxes .....	.....	
Local purpose levy .....	.....	\$43,516.92
		<u>16,952.24</u>
<b>Total tax levy (tax duplicate) ..</b>		<b>\$60,469.16</b>

**Per Capita Total Tax Levy .....** \$45.81

<b>Current</b>	
1950 taxes levied (total) .....	\$61,537.06
Collected in 1950 .....	49,434.85
Per cent of levy collected in 1950 ...	80.33
Transferred to liens .....	98.48
Cancelled, abated or adjusted .....	370.55
Outstanding December 31, 1950 ..	<u>\$11,633.18</u>

<b>All Prior Years Outstanding</b>	
Balance January 1, 1950 .....	\$13,420.51
Collected in 1950 .....	9,414.55
Balance December 31, 1950 .....	<u>\$3,841.82</u>

<b>Tax Title Liens Outstanding</b>	
Balance January 1, 1950 .....	\$828.88
Redeemed by cash .....	.....
Balance December 31, 1950 .....	<u>\$927.36</u>

<b>Property Acquired by Deed or Foreclosure</b>	
Balance January 1, 1950 .....	.....
Sale for cash .....	.....
Balance December 31, 1950 .....	<u>.....</u>

**CAPITAL DEBT, DECEMBER 31, 1950**

<b>Gross Debt</b>	
School debt .....	\$46,000.00
Self-liquidating debt .....	.....
Other capital debt ..	13,597.00
<b>TOTAL GROSS DEBT .....</b>	<b>\$59,597.00</b>

**Per Capita Gross Debt .....** \$45.15

<b>Deductions for</b>	
School debt .....	\$46,000.00
Self-liquidating debt .....	.....
Other capital debt ..	11,557.00
<b>TOTAL DEDUCTIONS .....</b>	<b>57,557.00</b>

**NET DEBT .....** \$2,040.00

<b>Average Assessed Valuations</b>	
Real Property 1948-1949-1950 ..	\$954,589.00
Per Cent of Net Debt .....	0.21

**CURRENT FINANCES DECEMBER 31, 1950**

Cash .....	\$16,732.70
Taxes receivable .....	15,475.00
Tax title liens .....	927.36
Foreclosed property .....	.....
Accounts receivable .....	8,376.60
State road aid receivable .....	.....
Emergencies and deferred charges ..	533.53
<b>TOTAL ASSETS .....</b>	<b>\$42,045.19</b>

Cash liabilities .....	\$2,675.89
Reserves .....	24,778.96
Surplus revenue .....	14,590.34
<b>TOTAL LIABILITIES AND SURPLUS .....</b>	<b>\$42,045.19</b>

**KINNELON BOROUGH—MORRIS COUNTY**

Population Census, 1950—1,352  
1940—745

Land Area 19.7 sq. mi.

Net Valuation Taxable \$1,421,784

**EXPENDITURES AND RE-REQUIRED PAYMENTS FOR 1950**

<b>General Government</b>	
Administrative and executive ....	\$4,635.00
Assessment and collection of taxes	2,325.00
Finance Department .....	.....
<b>Protection to Persons &amp; Property</b>	
Fire .....	1,500.00
Police .....	1,525.00
Other .....	.....
<b>Streets and Roads</b>	
Repairs and maintenance .....	13,000.00
Street lighting .....	.....
<b>Sanitation</b>	
Street cleaning .....	.....
Garbage and ash removal .....	.....
Sewers .....	.....
<b>Health and Charities</b>	
Health service .....	875.00
Poor (including relief) .....	150.00
Hospitals (aid and maintenance) ..	100.00
Other .....	.....
<b>Recreation</b>	
Beaches and boardwalks .....	.....
Parks and playgrounds .....	.....
Other .....	.....
<b>Educational</b>	
(Exclusive of school districts) ..	.....
<b>Unclassified Purposes</b>	
(Including contingent) .....	150.00
<b>SUB-TOTAL—Municipal functions..</b>	<b>\$24,260.00</b>

<b>Per Capita—Municipal functions ...</b>	<b>\$17.94</b>
Capital imp'ts and capital imp't fund	\$500.00
<b>Debt Service</b>	
Principal payments .	\$5,671.12
Interest payments ..	100.00
Total .....	5,771.12
<b>Per Capita Debt Service .....</b>	<b>\$4.27</b>
<b>Deferred Charges and Statutory Expenditures</b>	
Emergencies .....	.....
Other deferred chgs.	\$2,972.00
Total .....	2,972.00

<b>TOTAL—Municipal expenditures ...</b>	<b>\$33,503.12</b>
<b>Required Payments for Local School, County, and Special District Taxes .....</b>	<b>65,151.20</b>

<b>TOTAL EXPENDITURES AND REQUIRED PAYMENTS ...</b>	<b>\$98,654.32</b>
Reserve for uncollected taxes .....	\$15,681.59
<b>GRAND TOTAL—Budget .....</b>	<b>\$114,335.91</b>

<b>RECEIPTS AND REVENUES REALIZED IN 1950 TO MEET EXPENDITURES AND RE-REQUIRED PAYMENTS</b>	
Surplus revenue appropriated ..	\$16,000.00
Miscellaneous revenues realized.	11,412.24
State aid revenues realized .....	2,340.00
<b>Delinquent taxes including</b>	
liens—1950 collections .....	8,707.33
Current taxes—1950 collections..	77,750.85
Emergency borrowings .....	.....
<b>TOTAL RECEIPTS AND REVENUES REALIZED .....</b>	<b>\$116,210.42</b>

<b>CAPITAL OUTLAY—1950</b>	
Beaches and boardwalks .....	.....
Buildings and equipment .....	.....
Parks and playgrounds .....	.....
Sewers .....	.....
Streets, roads and bridges .....	\$22,137.21
Water supply .....	.....
Other .....	.....

<b>Tax rate .....</b>	<b>\$5.83</b>
Local school tax rate .....	3.58
County tax rate .....	1.00
Local purpose tax rate .....	1.25

<b>TAXES</b>	
Local school tax ...	\$50,926.16
County taxes .....	14,225.04
Special district taxes .....	.....
Local purpose levy .....	17,684.71
<b>Total tax levy (tax duplicate) ..</b>	<b>\$82,835.91</b>
<b>Per Capita Total Tax Levy .....</b>	<b>\$61.27</b>

<b>Current</b>	
1950 taxes levied (total) .....	\$85,557.92
Collected in 1950 .....	77,750.85
Per cent of levy collected in 1950 ..	90.87
Transferred to liens .....	364.95
Cancelled, abated or adjusted .....	335.22
Outstanding December 31, 1950 ..	\$7,106.90

<b>All Prior Years Outstanding</b>	
Balance January 1, 1950 .....	\$8,776.94
Collected in 1950 .....	8,675.26
Balance December 31, 1950 .....	\$67.53

<b>Tax Title Liens Outstanding</b>	
Balance January 1, 1950 .....	\$2,808.40
Redeemed by cash .....	32.07
Balance December 31, 1950 .....	\$3,110.89

<b>Property Acquired by Deed or Foreclosure</b>	
Balance January 1, 1950 .....	.....
Sale for cash .....	.....
Balance December 31, 1950 .....	.....

**CAPITAL DEBT, DECEMBER 31, 1950**

<b>Gross Debt</b>	
School debt .....	\$107,200.00
Self-liquidating debt ..	.....
Other capital debt ..	23,000.00
<b>TOTAL GROSS DEBT .....</b>	<b>\$130,200.00</b>
<b>Per Capita Gross Debt .....</b>	<b>\$96.30</b>

<b>Deductions for</b>	
School debt .....	\$72,852.00
Self-liquidating debt ..	.....
Other capital debt ..	.....
<b>TOTAL DEDUCTIONS .....</b>	<b>72,852.00</b>
<b>NET DEBT .....</b>	<b>\$57,348.00</b>

<b>Average Assessed Valuations</b>	
Real Property 1948-1949-1950..	\$1,214,192.00
<b>Per Cent of Net Debt .....</b>	<b>4.72</b>

<b>CURRENT FINANCES DECEMBER 31, 1950</b>	
Cash .....	\$38,227.18
Taxes receivable .....	7,174.43
Tax title liens .....	3,110.89
Foreclosed property .....	.....
Accounts receivable .....	26.71
State road aid receivable ..	.....
Emergencies and deferred charges ..	.....
<b>TOTAL ASSETS .....</b>	<b>\$48,539.21</b>
Cash liabilities .....	\$4,182.15
Reserves .....	10,312.03
Surplus revenue .....	34,045.03
<b>TOTAL LIABILITIES AND SURPLUS .....</b>	<b>\$48,539.21</b>

**KNOWLTON TOWNSHIP—WARREN COUNTY**

Population Census, 1950—1,259  
1940—1,084

Land Area 25.9 sq. mi.

Net Valuation Taxable \$709,882

**EXPENDITURES AND REQUIRED PAYMENTS FOR 1950**

<b>General Government</b>	
Administrative and executive .....	\$2,343.75
Assessment and collection of taxes .....	885.00
Finance Department .....	250.00
<b>Protection to Persons &amp; Property</b>	
Fire .....	300.00
Police .....	30.00
Other .....	.....
<b>Streets and Roads</b>	
Repairs and maintenance .....	15,550.00
Street lighting .....	1,200.00
<b>Sanitation</b>	
Street cleaning .....	.....
Garbage and ash removal .....	.....
Sewers .....	.....
<b>Health and Charities</b>	
Health service .....	250.00
Poor (including relief) .....	150.00
Hospitals (aid and maintenance) .....	.....
Other .....	.....
<b>Recreation</b>	
Beaches and boardwalks .....	.....
Parks and playgrounds .....	.....
Other .....	.....
<b>Educational</b> (Exclusive of school districts) ..	
.....	.....
<b>Unclassified Purposes</b> (Including contingent) .....	
.....	50.00
<b>SUB-TOTAL—Municipal functions..</b>	<b>\$21,008.75</b>

<b>Per Capita—Municipal functions .....</b>	<b>\$16.69</b>
Capital imp'ts and capital imp't fund .....	\$1,000.00
<b>Debt Service</b>	
Principal payments ..	.....
Interest payments ..	\$100.00
Total .....	100.00
<b>Per Capita Debt Service .....</b>	<b>\$0.08</b>
<b>Deferred Charges and Statutory Expenditures</b>	
Emergencies .....	.....
Other deferred chgs. .....	\$4,216.76
Total .....	4,216.76

<b>TOTAL—Municipal expenditures ..</b>	<b>\$26,325.51</b>
<b>Required Payments for Local School, County, and Special District Taxes .....</b>	
.....	35,462.68

<b>TOTAL EXPENDITURES AND REQUIRED PAYMENTS .....</b>	<b>\$61,788.19</b>
Reserve for uncollected taxes .....	\$10,170.66
<b>GRAND TOTAL—Budget .....</b>	<b>\$71,958.85</b>

<b>RECEIPTS AND REVENUES REALIZED IN 1950 TO MEET EXPENDITURES AND REQUIRED PAYMENTS</b>	
Surplus revenue appropriated ..	\$4,800.00
Miscellaneous revenues realized ..	9,412.74
State aid revenues realized .....	9,135.00
<b>Delinquent taxes including</b>	
liens—1950 collections .....	9,297.62
Current taxes—1950 collections ..	29,174.58
Emergency borrowings .....	.....
<b>TOTAL RECEIPTS AND REVENUES REALIZED .....</b>	<b>\$61,819.94</b>

<b>CAPITAL OUTLAY—1950</b>	
Beaches and boardwalks .....	.....
Buildings and equipment .....	.....
Parks and playgrounds .....	.....
Sewers .....	.....
Streets, roads and bridges .....	\$2,000.00
Water supply .....	.....
Other .....	.....

<b>Tax rate .....</b>	<b>\$5.96</b>
Local school tax rate .....	3.54
County tax rate .....	1.46
Local purpose tax rate .....	0.96

**TAXES**

Local school tax ...	\$25,095.00	
County taxes .....	10,367.68	
Special district taxes .....	.....	
Local purpose levy .....	.....	\$35,462.68
Total tax levy (tax duplicate) ..		<u>6,842.42</u>
		<u>\$42,305.10</u>

<b>Per Capita Total Tax Levy .....</b>	<b>\$33.60</b>
----------------------------------------	----------------

<b>Current</b>	
1950 taxes levied (total) .....	\$42,699.70
Collected in 1950 .....	29,174.58
Per cent of levy collected in 1950 ...	68.33
Transferred to liens .....	68.54
Cancelled, abated or adjusted ...	278.63
Outstanding December 31, 1950 ..	<u>\$13,177.95</u>

<b>All Prior Years Outstanding</b>	
Balance January 1, 1950 .....	\$11,000.41
Collected in 1950 .....	9,297.62
Balance December 31, 1950 .....	<u>\$1,630.33</u>

<b>Tax Title Liens Outstanding</b>	
Balance January 1, 1950 .....	\$678.84
Redeemed by cash .....	.....
Balance December 31, 1950 .....	<u>\$743.38</u>

<b>Property Acquired by Deed or Foreclosure</b>	
Balance January 1, 1950 .....	.....
Sale for cash .....	.....
Balance December 31, 1950 .....	<u>.....</u>

**CAPITAL DEBT, DECEMBER 31, 1950**

<b>Gross Debt</b>	
School debt .....	\$10,000.00
Self-liquidating debt. ....	.....
Other capital debt ..	500.00

<b>TOTAL GROSS DEBT .....</b>	<b>\$10,500.00</b>
<b>Per Capita Gross Debt .....</b>	<b>\$8.34</b>

<b>Deductions for</b>	
School debt .....	\$10,000.00
Self-liquidating debt. ....	.....
Other capital debt ..	.....

<b>TOTAL DEDUCTIONS .....</b>	<b>10,000.00</b>
<b>NET DEBT .....</b>	<b>\$500.00</b>

<b>Average Assessed Valuations</b>	
Real Property 1948-1949-1950 ..	\$636,061.00
Per Cent of Net Debt .....	0.07

**CURRENT FINANCES DECEMBER 31, 1950**

Cash .....	\$15,443.19
Taxes receivable .....	14,808.28
Tax title liens .....	743.38
Foreclosed property .....	.....
Accounts receivable .....	603.26
State road aid receivable .....	22,293.02
Emergencies and deferred charges ..	18.75

<b>TOTAL ASSETS .....</b>	<b>\$53,909.88</b>
---------------------------	--------------------

Cash liabilities .....	\$22,701.07
Reserves .....	16,154.92
Surplus revenue .....	15,053.89

<b>TOTAL LIABILITIES AND SURPLUS .....</b>	<b>\$53,909.88</b>
--------------------------------------------	--------------------

LACEY TOWNSHIP—OCEAN COUNTY

Population Census, 1950—967  
1940—752

Land Area 91.73 sq. mi.

Net Valuation Taxable \$1,057,323

**EXPENDITURES AND RE-  
QUIRED PAYMENTS FOR 1950**

<b>General Government</b>	
Administrative and executive .....	\$8,150.00
Assessment and collection of taxes	3,950.00
Finance Department .....	
<b>Protection to Persons &amp; Property</b>	
Fire .....	2,300.00
Police .....	
Other .....	
<b>Streets and Roads</b>	
Repairs and maintenance .....	8,101.11
Street lighting .....	4,300.00
<b>Sanitation</b>	
Street cleaning .....	
Garbage and ash removal .....	
Sewers .....	
<b>Health and Charities</b>	
Health service .....	25.00
Poor (including relief) .....	1,135.00
Hospitals (aid and maintenance) ..	
Other .....	
<b>Recreation</b>	
Beaches and boardwalks .....	
Parks and playgrounds .....	300.00
Other .....	
<b>Educational</b>	
(Exclusive of school districts) ..	
<b>Unclassified Purposes</b>	
(Including contingent) .....	1,600.00
<b>SUB-TOTAL—Municipal functions..</b>	<b>\$29,861.11</b>

<b>Per Capita—Municipal functions .....</b>	<b>\$30.88</b>
Capital imp'ts and capital imp't fund	\$4,500.00
<b>Debt Service</b>	
Principal payments .....	
Interest payments .....	
<b>Total .....</b>	<b>19,000.50</b>
<b>Per Capita Debt Service .....</b>	<b>19,000.50</b>
<b>Deferred Charges and Statutory Expenditures</b>	
Emergencies .....	
Other deferred chgs. \$19,000.50	
<b>Total .....</b>	<b>19,000.50</b>
<b>TOTAL—Municipal expenditures ..</b>	<b>\$53,361.61</b>

<b>Required Payments for Local School, County, and Special District Taxes .....</b>	<b>66,527.96</b>
-------------------------------------------------------------------------------------	------------------

<b>TOTAL EXPENDITURES AND RE- QUIRED PAYMENTS .....</b>	<b>\$119,889.57</b>
Reserve for uncollected taxes .....	\$23,647.39
<b>GRAND TOTAL—Budget .....</b>	<b>\$143,536.96</b>

<b>RECEIPTS AND REVENUES REALIZED IN 1950 TO MEET EXPENDITURES AND RE- QUIRED PAYMENTS</b>	
Surplus revenue appropriated ..	\$44,000.00
Miscellaneous revenues realized ..	13,983.62
State aid revenues realized .....	4,591.00
Delinquent taxes including	
liens—1950 collections .....	17,826.95
current taxes—1950 collections ..	57,475.51
Emergency borrowings .....	
<b>TOTAL RECEIPTS AND REVENUES REALIZED .....</b>	<b>\$137,877.08</b>

**CAPITAL OUTLAY—1950**

Beaches and boardwalks .....	
Buildings and equipment .....	
Parks and playgrounds .....	
Sewers .....	
Streets, roads and bridges .....	
Water supply .....	
Other .....	

<b>Tax rate .....</b>	<b>\$7.52</b>
Local school tax rate .....	4.26
County tax rate .....	2.04
Local purpose tax rate .....	1.22

**TAXES**

Local school tax ...	\$45,000.00	
County taxes .....	21,527.96	
Special district taxes .....		
<b>Local purpose levy .....</b>	<b>\$66,527.96</b>	<b>12,968.00</b>
<b>Total tax levy (tax duplicate) ..</b>	<b>\$79,495.96</b>	
<b>Per Capita Total Tax Levy .....</b>	<b>\$82.21</b>	

<b>Current</b>	
1950 taxes levied (total) .....	\$79,956.63
Collected in 1950 .....	57,475.51
Per cent of levy col- lected in 1950 ...	71.88
Transferred to liens .....	1,400.00
Cancelled, abated or adjusted ..	
Outstanding December 31, 1950 ..	\$21,081.12

<b>All Prior Years Outstanding</b>	
Balance January 1, 1950 .....	\$21,095.10
Collected in 1950 .....	17,018.83
Balance December 31, 1950 .....	\$4,076.27

<b>Tax Title Liens Outstanding</b>	
Balance January 1, 1950 .....	\$14,289.85
Redeemed by cash .....	808.12
Balance December 31, 1950 .....	\$14,881.73

<b>Property Acquired by Deed or Foreclosure</b>	
Balance January 1, 1950 .....	\$1,307.48
Sale for cash .....	
Balance December 31, 1950 .....	\$1,307.48

**CAPITAL DEBT, DECEMBER 31, 1950**

<b>Gross Debt</b>	
School debt .....	\$62,000.00
Self-liquidating debt. ....	
Other capital debt ..	
<b>TOTAL GROSS DEBT .....</b>	<b>\$62,000.00</b>
<b>Per Capita Gross Debt .....</b>	
<b>\$64.12</b>	
<b>Deductions for</b>	
School debt .....	\$58,856.00
Self-liquidating debt. ....	
Other capital debt ..	
<b>TOTAL DEDUCTIONS .....</b>	<b>58,856.00</b>
<b>NET DEBT .....</b>	<b>\$3,144.00</b>

<b>Average Assessed Valuations</b>	
Real Property 1948-1949-1950 ..	\$980,930.00
Per Cent of Net Debt .....	0.32

**CURRENT FINANCES DECEMBER 31, 1950**

Cash .....	\$66,462.74
Taxes receivable .....	25,157.39
Tax title liens .....	14,881.73
Foreclosed property .....	1,307.48
Accounts receivable .....	310.27
State road aid receivable .....	3,795.85
Emergencies and deferred charges ..	
<b>TOTAL ASSETS .....</b>	<b>\$111,915.46</b>
Cash liabilities .....	\$52,082.74
Reserves .....	41,656.87
Surplus revenue .....	18,175.85
<b>TOTAL LIABILITIES AND SURPLUS .....</b>	<b>\$111,915.46</b>

## LAFAYETTE TOWNSHIP—SUSSEX COUNTY

Population Census, 1950—835      Land Area 18.3 sq. mi.      Net Valuation Taxable \$707,328  
 1940—803

<b>EXPENDITURES AND REQUIRED PAYMENTS FOR 1950</b>	
<b>General Government</b>	
Administrative and executive .....	\$2,498.20
Assessment and collection of taxes .....	651.72
Finance Department .....	200.00
<b>Protection to Persons &amp; Property</b>	
Fire .....	320.00
Police .....	20.00
Other .....	.....
<b>Streets and Roads</b>	
Repairs and maintenance .....	13,816.96
Street lighting .....	500.80
<b>Sanitation</b>	
Street cleaning .....	.....
Garbage and ash removal .....	.....
Sewers .....	.....
<b>Health and Charities</b>	
Health service .....	235.00
Poor (including relief) .....	542.06
Hospitals (aid and maintenance) ..	200.00
Other .....	135.08
<b>Recreation</b>	
Beaches and boardwalks .....	.....
Parks and playgrounds .....	.....
Other .....	.....
<b>Educational</b>	
(Exclusive of school districts) ..	.....
<b>Unclassified Purposes</b>	
(Including contingent) .....	.....
<b>SUB-TOTAL—Municipal functions..</b>	<b>\$19,119.82</b>

<b>Per Capita—Municipal functions ...</b>	<b>\$22.90</b>
Capital imp'ts and capital imp't fund	\$4,988.00
<b>Debt Service</b>	
Principal payments .....	.....
Interest payments .....	.....
Total .....	.....
<b>Per Capita Debt Service .....</b>	
<b>Deferred Charges and Statutory Expenditures</b>	
Emergencies .....	.....
Other deferred chgs. ....	\$1,803.15
Total .....	1,803.15
<b>TOTAL—Municipal expenditures ...</b>	<b>\$25,910.97</b>

<b>Required Payments for Local School, County, and Special District Taxes .....</b>	<b>34,499.38</b>
<b>TOTAL EXPENDITURES AND REQUIRED PAYMENTS .....</b>	<b>\$60,410.35</b>
Reserve for uncollected taxes .....	\$7,479.09
<b>GRAND TOTAL—Budget .....</b>	<b>\$67,889.44</b>

<b>RECEIPTS AND REVENUES REALIZED IN 1950 TO MEET EXPENDITURES AND REQUIRED PAYMENTS</b>	
Surplus revenue appropriated ..	\$2,500.00
Miscellaneous revenues realized.	3,651.94
State aid revenues realized .....	9,768.00
Delinquent taxes including	
liens—1950 collections .....	6,062.06
current taxes—1950 collections..	39,710.32
Emergency borrowings .....	.....
<b>TOTAL RECEIPTS AND REVENUES REALIZED .....</b>	<b>\$61,692.32</b>

<b>CAPITAL OUTLAY—1950</b>	
Beaches and boardwalks .....	.....
Buildings and equipment .....	.....
Parks and playgrounds .....	.....
Sewers .....	.....
Streets, roads and bridges .....	\$4,891.26
Water supply .....	.....
Other .....	.....

<b>Tax rate .....</b>	<b>\$6.63</b>
Local school tax rate .....	3.16
County tax rate .....	1.71
Local purpose tax rate .....	1.76

<b>TAXES</b>	
Local school tax ...	\$22,370.00
County taxes .....	12,129.38
Special district taxes .....	.....
Local purpose levy .....	12,330.00
<b>Total tax levy (tax duplicate) ..</b>	<b>\$46,829.38</b>
<b>Per Capita Total Tax Levy .....</b>	
	<b>\$56.08</b>
<b>Current</b>	
1950 taxes levied (total) .....	\$46,832.36
Collected in 1950 .....	39,710.32
Per cent of levy collected in 1950 ...	84.79
Transferred to liens .....	.....
Cancelled, abated or adjusted .....	.....
Outstanding December 31, 1950 ..	\$7,122.04
<b>All Prior Years Outstanding</b>	
Balance January 1, 1950 .....	\$6,692.34
Collected in 1950 .....	6,062.06
Balance December 31, 1950 .....	\$630.28
<b>Tax Title Liens Outstanding</b>	
Balance January 1, 1950 .....	.....
Redeemed by cash .....	.....
Balance December 31, 1950 .....	.....
<b>Property Acquired by Deed or Foreclosure</b>	
Balance January 1, 1950 .....	.....
Sale for cash .....	.....
Balance December 31, 1950 .....	.....

### CAPITAL DEBT, DECEMBER 31, 1950

<b>Gross Debt</b>	
School debt .....	\$3,000.00
Self-liquidating debt. ....	.....
Other capital debt ..	380.00
<b>TOTAL GROSS DEBT .....</b>	<b>\$3,380.00</b>
<b>Per Capita Gross Debt .....</b>	
	<b>\$4.05</b>
<b>Deductions for</b>	
School debt .....	\$3,000.00
Self-liquidating debt. ....	.....
Other capital debt ..	288.00
<b>TOTAL DEDUCTIONS .....</b>	<b>3,288.00</b>
<b>NET DEBT .....</b>	<b>\$92.00</b>

<b>Average Assessed Valuations</b>	
Real Property 1948-1949-1950..	\$553,021.00
Per Cent of Net Debt .....	0.01

### CURRENT FINANCES DECEMBER 31, 1950

Cash .....	\$17,394.38
Taxes receivable .....	7,752.32
Tax title liens .....	.....
Foreclosed property .....	.....
Accounts receivable .....	723.00
State road aid receivable .....	.....
Emergencies and deferred charges ..	678.99
<b>TOTAL ASSETS .....</b>	<b>\$26,548.69</b>
Cash liabilities .....	\$386.46
Reserves .....	8,475.32
Surplus revenue .....	17,686.91
<b>TOTAL LIABILITIES AND SURPLUS .....</b>	<b>\$26,548.69</b>

## LAKEHURST BOROUGH—OCEAN COUNTY

Population Census, 1950—1,492  
1940—827

Land Area 1.16 sq. mi.

Net Valuation Taxable \$602,907

### EXPENDITURES AND RE- QUIRED PAYMENTS FOR 1950

#### General Government

Administrative and executive . . . \$5,970.24  
Assessment and collection of taxes . . . 639.81  
Finance Department . . . . .

#### Protection to Persons & Property

Fire . . . . . 1,847.35  
Police . . . . . 150.00  
Other . . . . .

#### Streets and Roads

Repairs and maintenance . . . . . 3,117.32  
Street lighting . . . . . 1,402.44

#### Sanitation

Street cleaning . . . . .  
Garbage and ash removal . . . . . 1,289.18  
Sewers . . . . .

#### Health and Charities

Health service . . . . . 88.95  
Poor (including relief) . . . . . 325.00  
Hospitals (aid and maintenance) . . . . .  
Other . . . . .

#### Recreation

Beaches and boardwalks . . . . .  
Parks and playgrounds . . . . .  
Other . . . . .

#### Educational

(Exclusive of school districts) . . . . .

#### Unclassified Purposes

(Including contingent) . . . . . 41.25

**SUB-TOTAL—Municipal functions.. \$14,871.54**

#### Per Capita—Municipal

functions . . . . . \$9.97

#### Capital imp'ts and capital imp't fund

Debt Service

Principal payments . . . . .  
Interest payments . . . . .

Total . . . . .

#### Per Capita Debt

Service . . . . .

#### Deferred Charges and

Statutory Expenditures

Emergencies . . . . .

Other deferred chgs. . . . . \$5,576.13

Total . . . . . \$5,576.13

**TOTAL—Municipal expenditures . . . \$20,447.67**

#### Required Payments for Local

School, County, and Special

District Taxes . . . . . 32,042.63

#### TOTAL EXPENDITURES AND

REQUIRED PAYMENTS . . . . . \$52,490.30

Reserve for uncollected taxes . . . . . \$5,675.55

**GRAND TOTAL—Budget . . . . . \$58,165.85**

### RECEIPTS AND REVENUES

REALIZED IN 1950 TO MEET

EXPENDITURES AND RE-

QUIRED PAYMENTS

Surplus revenue appropriated . . . \$13,000.00

Miscellaneous revenues realized. . . 6,572.66

State aid revenues realized . . . . . 1,948.00

Delinquent taxes including

liens—1950 collections . . . . . 3,374.96

Current taxes—1950 collections.. . . 33,150.13

Emergency borrowings . . . . .

#### TOTAL RECEIPTS AND

REVENUES REALIZED . . . . . \$58,045.75

#### CAPITAL OUTLAY—1950

Beaches and boardwalks . . . . .

Buildings and equipment . . . . .

Parks and playgrounds . . . . .

Sewers . . . . .

Streets, roads and bridges . . . . .

Water supply . . . . .

Other . . . . .

Tax rate . . . . . \$6.46

Local school tax rate . . . . . 3.32

County tax rate . . . . . 2.00

Local purpose tax rate . . . . . 1.14

#### TAXES

Local school tax . . . \$20,000.00

County taxes . . . . . 12,042.63

Special district taxes . . . . .

Local purpose levy . . . . . \$32,042.63

6,850.00

**Total tax levy (tax duplicate) .. \$38,892.63**

#### Per Capita Total

Tax Levy . . . . . \$26.07

#### Current

1950 taxes levied (total) . . . . . \$39,050.26

Collected in 1950 . . . . . 33,150.13

Per cent of levy col-

lected in 1950 . . . . . 84.89

Transferred to liens . . . . . 442.52

Cancelled, abated or adjusted . . . . . 432.84

Outstanding December 31, 1950 .. \$5,024.77

#### All Prior Years Outstanding

Balance January 1, 1950 . . . . . \$3,214.15

Collected in 1950 . . . . . 2,563.13

Balance December 31, 1950 . . . . . \$651.02

#### Tax Title Liens Outstanding

Balance January 1, 1950 . . . . . \$4,232.36

Redeemed by cash . . . . . 811.83

Balance December 31, 1950 . . . . . \$3,863.05

#### Property Acquired by Deed or

##### Foreclosure

Balance January 1, 1950 . . . . . \$7,300.00

Sale for cash . . . . . 1,507.50

Balance December 31, 1950 . . . . . \$5,792.50

#### CAPITAL DEBT, DECEMBER 31, 1950

##### Gross Debt

School debt . . . . .

Self-liquidating debt. . . . . \$32,500.00

Other capital debt . . . . .

**TOTAL GROSS DEBT . . . . . \$32,500.00**

##### Per Capita Gross

Debt . . . . . \$21.78

#### Deductions for

School debt . . . . .

Self-liquidating debt. . . . .

Other capital debt . . . . .

**TOTAL DEDUCTIONS . . . . .**

**NET DEBT . . . . . \$32,500.00**

#### Average Assessed Valuations

Real Property 1948-1949-1950.. \$573,167.00

Per Cent of Net Debt . . . . . 5.67

#### CURRENT FINANCES DECEMBER 31, 1950

Cash . . . . . \$31,800.89

Taxes receivable . . . . . 5,675.79

Tax title liens . . . . . 3,863.05

Foreclosed property . . . . . 5,792.50

Accounts receivable . . . . . 863.79

State road aid receivable . . . . .

Emergencies and deferred charges . . . . .

**TOTAL ASSETS . . . . . \$47,996.02**

Cash liabilities . . . . . \$10,125.62

Reserves . . . . . 16,195.13

Surplus revenue . . . . . 21,675.27

#### TOTAL LIABILITIES AND

**SURPLUS . . . . . \$47,996.02**

## LAKEWOOD TOWNSHIP—OCEAN COUNTY

Population Census, 1950—10,736      Land Area 25.8 sq. mi.      Net Valuation Taxable \$7,298,395  
 1940—8,502

### EXPENDITURES AND REQUIRED PAYMENTS FOR 1950

<b>General Government</b>	
Administrative and executive . . .	\$47,409.09
Assessment and collection of taxes	20,080.00
Finance Department . . . . .	4,190.00
<b>Protection to Persons &amp; Property</b>	
Fire . . . . .	29,300.00
Police . . . . .	65,661.81
Other . . . . .	.....
<b>Streets and Roads</b>	
Repairs and maintenance . . . . .	30,000.00
Street lighting . . . . .	19,000.00
<b>Sanitation</b>	
Street cleaning . . . . .	11,200.00
Garbage and ash removal . . . . .	30,500.00
Sewers . . . . .	.....
<b>Health and Charities</b>	
Health service . . . . .	8,540.00
Poor (including relief) . . . . .	4,770.00
Hospitals (aid and maintenance) .	4,000.00
Other . . . . .	.....
<b>Recreation</b>	
Beaches and boardwalks . . . . .	.....
Parks and playgrounds . . . . .	13,939.10
Other . . . . .	.....
<b>Educational</b>	
(Exclusive of school districts) ..	13,500.00
<b>Unclassified Purposes</b>	
(Including contingent) . . . . .	32,838.00
<b>SUB-TOTAL—Municipal functions..</b>	<b>\$334,928.00</b>

<b>Per Capita—Municipal functions . . . . .</b>	<b>\$31.20</b>
Capital imp'ts and capital imp't fund	\$500.00
<b>Debt Service</b>	
Principal payments . . . . .	\$72,000.00
Interest payments . . . . .	8,935.00

<b>Total . . . . .</b>	<b>80,935.00</b>
<b>Per Capita Debt Service . . . . . \$7.54</b>	
<b>Deferred Charges and Statutory Expenditures</b>	
Emergencies . . . . .	\$1,500.00
Other deferred chgs. . . . .	17,473.00

<b>Total . . . . .</b>	<b>18,973.00</b>
<b>TOTAL—Municipal expenditures . . .</b>	<b>\$435,336.00</b>

<b>Required Payments for Local School, County, and Special District Taxes . . . . .</b>	<b>428,506.58</b>
-----------------------------------------------------------------------------------------	-------------------

<b>TOTAL EXPENDITURES AND REQUIRED PAYMENTS . . . . .</b>	<b>\$863,842.58</b>
-----------------------------------------------------------	---------------------

Reserve for uncollected taxes . . . . .	\$120,816.22
-----------------------------------------	--------------

<b>GRAND TOTAL—Budget . . . . .</b>	<b>\$984,658.80</b>
-------------------------------------	---------------------

### RECEIPTS AND REVENUES REALIZED IN 1950 TO MEET EXPENDITURES AND REQUIRED PAYMENTS

Surplus revenue appropriated . . . . .	\$75,000.00
Miscellaneous revenues realized.	110,123.56
State aid revenues realized . . . . .	11,565.00
<b>Delinquent taxes including</b>	
liens—1950 collections . . . . .	100,454.63
Current taxes—1950 collections..	641,414.64
Emergency borrowings . . . . .	.....
<b>TOTAL RECEIPTS AND REVENUES REALIZED . . . . .</b>	<b>\$938,557.83</b>

### CAPITAL OUTLAY—1950

Beaches and boardwalks . . . . .	.....
Buildings and equipment . . . . .	.....
Parks and playgrounds . . . . .	.....
Sewers . . . . .	\$13,498.98
Streets, roads and bridges . . . . .	.....
Water supply . . . . .	.....
Other . . . . .	.....

<b>Tax rate . . . . .</b>	<b>\$10.33</b>
Local school tax rate . . . . .	3.89
County tax rate . . . . .	1.98
Local purpose tax rate . . . . .	4.46

### TAXES

Local school tax . . . . .	\$283,823.10	
County taxes . . . . .	144,683.48	
Special district taxes . . . . .	.....	
<b>Local purpose levy . . . . .</b>	<b>.....</b>	<b>\$428,506.58</b>
<b>Total tax levy (tax duplicate) ..</b>	<b>.....</b>	<b>\$755,608.80</b>
<b>Per Capita Total Tax Levy . . . . .</b>	<b>.....</b>	<b>\$70.38</b>

<b>Current</b>	
1950 taxes levied (total) . . . . .	\$763,089.07
Collected in 1950 . . . . .	641,414.64
Per cent of levy collected in 1950 . . . . .	84.05
Transferred to liens . . . . .	.....
Cancelled, abated or adjusted . . . . .	1,979.16
Outstanding December 31, 1950 ..	\$119,695.27

<b>All Prior Years Outstanding</b>	
Balance January 1, 1950 . . . . .	\$225,378.67
Collected in 1950 . . . . .	98,537.08
Balance December 31, 1950 . . . . .	\$126,841.59

<b>Tax Title Liens Outstanding</b>	
Balance January 1, 1950 . . . . .	\$149,484.39
Redeemed by cash . . . . .	1,917.55
Balance December 31, 1950 . . . . .	\$147,566.84

<b>Property Acquired by Deed or Foreclosure</b>	
Balance January 1, 1950 . . . . .	\$87,976.99
Sale for cash . . . . .	16,010.00
Balance December 31, 1950 . . . . .	\$71,966.63

### CAPITAL DEBT, DECEMBER 31, 1950

<b>Gross Debt</b>	
School debt . . . . .	\$643,000.00
Self-liquidating debt. . . . .	.....
Other capital debt . . . . .	203,000.00

<b>TOTAL GROSS DEBT . . . . .</b>	<b>\$846,000.00</b>
-----------------------------------	---------------------

<b>Per Capita Gross Debt . . . . .</b>	<b>\$78.80</b>
----------------------------------------	----------------

<b>Deductions for</b>	
School debt . . . . .	\$504,584.00
Self-liquidating debt. . . . .	.....
Other capital debt . . . . .	35,000.00

<b>TOTAL DEDUCTIONS . . . . .</b>	<b>539,584.00</b>
-----------------------------------	-------------------

<b>NET DEBT . . . . .</b>	<b>\$306,416.00</b>
---------------------------	---------------------

<b>Average Assessed Valuations</b>	
Real Property 1948-1949-1950..	\$6,307,295.00
Per Cent of Net Debt . . . . .	4.85

### CURRENT FINANCES DECEMBER 31, 1950

Cash . . . . .	\$200,010.51
Taxes receivable . . . . .	246,536.86
Tax title liens . . . . .	147,566.84
Foreclosed property . . . . .	71,966.63
Accounts receivable . . . . .	.....
State road aid receivable . . . . .	3,454.41
Emergencies and deferred charges ..	.....

<b>TOTAL ASSETS . . . . .</b>	<b>\$669,535.25</b>
-------------------------------	---------------------

Cash liabilities . . . . .	\$26,434.18
Reserves . . . . .	466,070.33
Surplus revenue . . . . .	177,030.74

<b>TOTAL LIABILITIES AND SURPLUS . . . . .</b>	<b>\$669,535.25</b>
------------------------------------------------	---------------------

**LAMBERTVILLE CITY—HUNTERDON COUNTY**

Population Census, 1950—4,467      Land Area 1.1 sq. mi.      Net Valuation Taxable \$2,970,408  
 1940—4,447

**EXPENDITURES AND REQUIRED PAYMENTS FOR 1950**

<b>General Government</b>	
Administrative and executive .....	\$12,330.89
Assessment and collection of taxes .....	4,684.30
Finance Department .....	.....
<b>Protection to Persons &amp; Property</b>	
Fire .....	11,348.22
Police .....	14,975.00
Other .....	.....
<b>Streets and Roads</b>	
Repairs and maintenance .....	22,950.00
Street lighting .....	5,500.00
<b>Sanitation</b>	
Street cleaning .....	.....
Garbage and ash removal .....	3,650.00
Sewers .....	.....
<b>Health and Charities</b>	
Health service .....	1,525.00
Poor (including relief) .....	5,725.55
Hospitals (aid and maintenance) .....	.....
Other .....	162.78
<b>Recreation</b>	
Beaches and boardwalks .....	.....
Parks and playgrounds .....	1,200.00
Other .....	.....
<b>Educational</b>	
(Exclusive of school districts) ..	2,500.00
<b>Unclassified Purposes</b>	
(Including contingent) .....	843.61
<b>SUB-TOTAL—Municipal functions..</b>	<b>\$87,395.35</b>

<b>Per Capita—Municipal functions .....</b>	<b>\$19.56</b>
Capital imp'ts and capital imp't fund .....	\$20,490.00
<b>Debt Service</b>	
Principal payments ..	\$21,594.00
Interest payments ..	4,365.00
<b>Total .....</b>	<b>25,959.00</b>
<b>Per Capita Debt Service .....</b>	
<b>.....</b>	<b>\$5.81</b>
<b>Deferred Charges and Statutory Expenditures</b>	
Emergencies .....	\$300.00
Other deferred chgs. ....	.....
<b>Total .....</b>	<b>300.00</b>
<b>TOTAL—Municipal expenditures ...</b>	<b>\$134,144.35</b>

**Required Payments for Local School, County, and Special District Taxes .....** 119,215.10

**TOTAL EXPENDITURES AND REQUIRED PAYMENTS .....** **\$253,359.45**

Reserve for uncollected taxes .....

**GRAND TOTAL—Budget .....** **\$280,003.17**

**RECEIPTS AND REVENUES REALIZED IN 1950 TO MEET EXPENDITURES AND REQUIRED PAYMENTS**

Surplus revenue appropriated ..	\$38,275.00
Miscellaneous revenues realized ..	30,531.19
State aid revenues realized .....	4,027.98
Delinquent taxes including	.....
liens—1950 collections .....	30,506.63
current taxes—1950 collections..	155,617.71
Emergency borrowings .....	.....

**TOTAL RECEIPTS AND REVENUES REALIZED .....** **\$258,958.51**

**CAPITAL OUTLAY—1950**

Beaches and boardwalks .....	.....
Buildings and equipment .....	.....
Parks and playgrounds .....	.....
Sewers .....	.....
Streets, roads and bridges .....	.....
Water supply .....	.....
Other .....	.....

<b>Tax rate .....</b>	<b>\$5.89</b>
Local school tax rate .....	3.09
County tax rate .....	0.97
Local purpose tax rate ....	1.83

**TAXES**

Local school tax ...	\$91,761.08	
County taxes .....	27,454.02	
Special district taxes .....	.....	
Local purpose levy .....	.....	\$119,215.10
		56,463.72
<b>Total tax levy (tax duplicate) ..</b>		<b>\$175,678.82</b>

**Per Capita Total Tax Levy .....** **\$39.33**

**Current**

1950 taxes levied (total) .....	\$175,758.16
Collected in 1950 .....	155,617.71
Per cent of levy collected in 1950 ...	88.54
Transferred to liens .....	1,528.50
Cancelled, abated or adjusted .....	42.14
Outstanding December 31, 1950 ..	\$18,569.81

**All Prior Years Outstanding**

Balance January 1, 1950 .....	\$25,698.34
Collected in 1950 .....	18,819.73
Balance December 31, 1950 .....	\$5,976.80

**Tax Title Liens Outstanding**

Balance January 1, 1950 .....	\$28,587.54
Redeemed by cash .....	186.90
Balance December 31, 1950 .....	\$29,929.14

**Property Acquired by Deed or Foreclosure**

Balance January 1, 1950 .....	\$775.00
Sale for cash .....	11,500.00
Balance December 31, 1950 .....	.....

**CAPITAL DEBT, DECEMBER 31, 1950**

<b>Gross Debt</b>	
School debt .....	\$58,000.00
Self-liquidating debt. ....	18,819.73
Other capital debt ..	34,594.00
<b>TOTAL GROSS DEBT .....</b>	<b>\$92,594.00</b>
<b>Per Capita Gross Debt .....</b>	<b>\$20.73</b>

**Deductions for**

School debt .....	\$58,000.00
Self-liquidating debt. ....	.....
Other capital debt ..	.....
<b>TOTAL DEDUCTIONS .....</b>	<b>58,000.00</b>
<b>NET DEBT .....</b>	<b>\$34,594.00</b>

**Average Assessed Valuations**

Real Property 1948-1949-1950..	\$2,437,946.00
Per Cent of Net Debt .....	1.41

**CURRENT FINANCES DECEMBER 31, 1950**

Cash .....	\$60,460.57
Taxes receivable .....	24,546.61
Tax title liens .....	29,929.14
Foreclosed property .....	.....
Accounts receivable .....	1,006.04
State road aid receivable .....	23,149.37
Emergencies and deferred charges ..	17,638.28
<b>TOTAL ASSETS .....</b>	<b>\$156,730.01</b>

Cash liabilities .....	\$38,858.21
Reserves .....	55,481.79
Surplus revenue .....	62,390.01

**TOTAL LIABILITIES AND SURPLUS .....** **\$156,730.01**

**LANDIS TOWNSHIP—CUMBERLAND COUNTY**

Population Census, 1950—21,461      Land Area 68.5 sq. mi.      Net Valuation Taxable \$11,514,289  
 1940—16,525

<b>EXPENDITURES AND REQUIRED PAYMENTS FOR 1950</b>	
<b>General Government</b>	
Administrative and executive . . . . .	\$53,390.00
Assessment and collection of taxes	17,815.00
Finance Department . . . . .	2,725.00
<b>Protection to Persons &amp; Property</b>	
Fire . . . . .	1,400.00
Police . . . . .	54,140.00
Other . . . . .	.....
<b>Streets and Roads</b>	
Repairs and maintenance . . . . .	132,724.96
Street lighting . . . . .	4,100.00
<b>Sanitation</b>	
Street cleaning . . . . .	.....
Garbage and ash removal . . . . .	.....
Sewers . . . . .	.....
<b>Health and Charities</b>	
Health service . . . . .	9,005.00
Poor (including relief) . . . . .	13,130.50
Hospitals (aid and maintenance) . . . . .	10,000.00
Other . . . . .	.....
<b>Recreation</b>	
Beaches and boardwalks . . . . .	.....
Parks and playgrounds . . . . .	1,000.00
Other . . . . .	.....
<b>Educational</b>	
(Exclusive of school districts) . . . . .	4,000.00
<b>Unclassified Purposes</b>	
(Including contingent) . . . . .	17,832.00
<b>SUB-TOTAL—Municipal functions..</b>	<b>\$321,262.46</b>

<b>Per Capita—Municipal functions . . . . .</b>	<b>\$14.97</b>
Capital imp'ts and capital imp't fund	\$11,000.00
<b>Debt Service</b>	
Principal payments . . . . .	\$29,000.00
Interest payments . . . . .	3,740.00
Total . . . . .	32,740.00
<b>Per Capita Debt Service . . . . .</b>	
<b>\$1.53</b>	
<b>Deferred Charges and Statutory Expenditures</b>	
Emergencies . . . . .	\$15,378.22
Other deferred chgs. . . . .	6,142.96
Total . . . . .	21,521.18

**TOTAL—Municipal expenditures . . . . . \$386,523.64**

**Required Payments for Local School, County, and Special District Taxes . . . . . 529,167.88**

**TOTAL EXPENDITURES AND REQUIRED PAYMENTS . . . . . \$915,691.52**

Reserve for uncollected taxes . . . . . \$86,450.00

**GRAND TOTAL—Budget . . . . . \$1,002,141.52**

**RECEIPTS AND REVENUES REALIZED IN 1950 TO MEET EXPENDITURES AND REQUIRED PAYMENTS**

Surplus revenue appropriated . . . . .	\$52,892.96
Miscellaneous revenues realized.	253,348.65
State aid revenues realized . . . . .	38,213.76
Delinquent taxes including	
liens—1950 collections . . . . .	83,677.91
current taxes—1950 collections..	604,148.89
Emergency borrowings . . . . .	.....

**TOTAL RECEIPTS AND REVENUES REALIZED . . . . . \$1,032,282.17**

**CAPITAL OUTLAY—1950**

Beaches and boardwalks . . . . .	.....
Buildings and equipment . . . . .	.....
Parks and playgrounds . . . . .	.....
Sewers . . . . .	.....
Streets, roads and bridges . . . . .	.....
Water supply . . . . .	.....
Other . . . . .	\$18,223.56

<b>Tax rate . . . . .</b>	<b>\$5.53</b>
Local school tax rate . . . . .	2.91
County tax rate . . . . .	1.23
Local purpose tax rate . . . . .	1.39

**TAXES**

Local school tax . . . . .	\$334,717.66
County taxes . . . . .	141,345.14
Special district taxes . . . . .	53,105.08

Local purpose levy . . . . .	\$529,167.88
	161,000.00
<b>Total tax levy (tax duplicate) ..</b>	<b>\$690,167.88</b>

**Per Capita Total Tax Levy . . . . . \$32.16**

<b>Current</b>	
1950 taxes levied (total) . . . . .	\$701,612.64
Collected in 1950 . . . . .	604,148.89
Per cent of levy collected in 1950 . . . . .	86.11
Transferred to liens . . . . .	1,956.52
Cancelled, abated or adjusted . . . . .	15,427.73
Outstanding December 31, 1950 ..	\$80,079.50

<b>All Prior Years Outstanding</b>	
Balance January 1, 1950 . . . . .	\$89,946.51
Collected in 1950 . . . . .	81,988.75
Balance December 31, 1950 . . . . .	\$4,726.91

<b>Tax Title Liens Outstanding</b>	
Balance January 1, 1950 . . . . .	\$38,902.43
Redeemed by cash . . . . .	1,689.16
Balance December 31, 1950 . . . . .	\$39,382.98

<b>Property Acquired by Deed or Foreclosure</b>	
Balance January 1, 1950 . . . . .	.....
Sale for cash . . . . .	.....
Balance December 31, 1950 . . . . .	.....

**CAPITAL DEBT, DECEMBER 31, 1950**

<b>Gross Debt</b>	
School debt . . . . .	\$83,622.00
Self-liquidating debt. . . . .	1,689.16
Other capital debt ..	101,900.00

**TOTAL GROSS DEBT . . . . . \$185,522.00**

**Per Capita Gross Debt . . . . . \$8.64**

<b>Deductions for</b>	
School debt . . . . .	\$83,622.00
Self-liquidating debt. . . . .	.....
Other capital debt ..	.....

**TOTAL DEDUCTIONS . . . . . 83,622.00**

**NET DEBT . . . . . \$101,900.00**

<b>Average Assessed Valuations</b>	
Real Property 1948-1949-1950..	\$10,259,995.00
Per Cent of Net Debt . . . . .	0.99

**CURRENT FINANCES DECEMBER 31, 1950**

Cash . . . . .	\$262,300.33
Taxes receivable . . . . .	84,806.41
Tax title liens . . . . .	39,382.98
Foreclosed property . . . . .	.....
Accounts receivable . . . . .	1,252.12
State road aid receivable . . . . .	6,000.00
Emergencies and deferred charges ..	20,250.00

**TOTAL ASSETS . . . . . \$413,991.84**

Cash liabilities . . . . .	33,610.65
Reserves . . . . .	125,441.51
Surplus revenue . . . . .	254,939.68

**TOTAL LIABILITIES AND SURPLUS . . . . . \$413,991.84**

**LAUREL SPRINGS BOROUGH—CAMDEN COUNTY**

Population Census, 1950—1,544  
1940—1,344

Land Area 0.43 sq. mi.

Net Valuation Taxable \$1,133,080

**EXPENDITURES AND REQUIRED PAYMENTS FOR 1950**

<b>General Government</b>	
Administrative and executive .....	\$5,450.00
Assessment and collection of taxes	2,628.00
Finance Department .....	.....
<b>Protection to Persons &amp; Property</b>	
Fire .....	2,737.52
Police .....	1,679.00
Other .....	.....
<b>Streets and Roads</b>	
Repairs and maintenance .....	6,800.00
Street lighting .....	3,500.00
<b>Sanitation</b>	
Street cleaning .....	.....
Garbage and ash removal .....	557.48
Sewers .....	.....
<b>Health and Charities</b>	
Health service .....	350.00
Poor (including relief) .....	234.00
Hospitals (aid and maintenance) ..	.....
Other .....	.....
<b>Recreation</b>	
Beaches and boardwalks .....	.....
Parks and playgrounds .....	.....
Other .....	.....
<b>Educational</b>	
(Exclusive of school districts) ..	165.00
<b>Unclassified Purposes</b>	
(Including contingent) .....	1,673.00
<b>SUB-TOTAL—Municipal functions..</b>	<b>\$25,774.00</b>

<b>Per Capita—Municipal functions .....</b>	<b>\$16.69</b>
Capital imp'ts and capital imp't fund	\$9,636.66
<b>Debt Service</b>	
Principal payments ..	\$5,000.00
Interest payments ..	337.50
<b>Total .....</b>	<b>5,337.50</b>
<b>Per Capita Debt Service .....</b>	<b>\$3.46</b>
<b>Deferred Charges and Statutory Expenditures</b>	
Emergencies .....	.....
Other deferred chgs. ....	\$167.02
<b>Total .....</b>	<b>167.02</b>

**TOTAL—Municipal expenditures ..** **\$40,915.18**

**Required Payments for Local School, County, and Special District Taxes .....** **45,724.44**

**TOTAL EXPENDITURES AND REQUIRED PAYMENTS .....** **\$86,639.62**

Reserve for uncollected taxes .....

**GRAND TOTAL—Budget .....** **\$92,917.13**

**RECEIPTS AND REVENUES REALIZED IN 1950 TO MEET EXPENDITURES AND REQUIRED PAYMENTS**

Surplus revenue appropriated ..	\$9,800.00
Miscellaneous revenues realized ..	9,311.36
State aid revenues realized .....	5,181.00
Delinquent taxes including liens—1950 collections .....	3,688.98
Current taxes—1950 collections ..	57,283.17
Emergency borrowings .....	.....
<b>TOTAL RECEIPTS AND REVENUES REALIZED .....</b>	<b>\$85,264.51</b>

**CAPITAL OUTLAY—1950**

Beaches and boardwalks .....	.....
Buildings and equipment .....	.....
Parks and playgrounds .....	.....
Sewers .....	.....
Streets, roads and bridges .....	.....
Water supply .....	.....
Other .....	.....

<b>Tax rate .....</b>	<b>\$5.40</b>
Local school tax rate .....	2.60
County tax rate .....	1.44
Local purpose tax rate .....	1.36

**TAXES**

Local school tax ...	\$29,439.01	
County taxes .....	16,285.43	
Special district taxes .....	.....	
<b>Local purpose levy .....</b>	<b>15,623.60</b>	
<b>Total tax levy (tax duplicate) ..</b>	<b>\$61,348.04</b>	

**Per Capita Total Tax Levy .....** **\$39.73**

**Current**

1950 taxes levied (total) .....	\$62,697.84
Collected in 1950 .....	57,283.17
Per cent of levy collected in 1950 ...	91.36
Transferred to liens .....	861.84
Cancelled, abated or adjusted .....	99.90
Outstanding December 31, 1950 ..	\$4,452.93

**All Prior Years Outstanding**

Balance January 1, 1950 .....	\$6,633.28
Collected in 1950 .....	3,268.01
Balance December 31, 1950 .....	\$3,365.27

**Tax Title Liens Outstanding**

Balance January 1, 1950 .....	\$11,401.46
Redeemed by cash .....	420.97
Balance December 31, 1950 .....	\$11,842.33

**Property Acquired by Deed or Foreclosure**

Balance January 1, 1950 .....	\$8,810.00
Sale for cash .....	5,320.00
Balance December 31, 1950 .....	\$3,490.00

**CAPITAL DEBT, DECEMBER 31, 1950**

**Gross Debt**

School debt .....	.....
Self-liquidating debt .....	.....
Other capital debt ..	\$2,500.00

**TOTAL GROSS DEBT .....** **\$2,500.00**

**Per Capita Gross Debt .....** **\$1.62**

**Deductions for**

School debt .....	.....
Self-liquidating debt .....	.....
Other capital debt ..	.....

**TOTAL DEDUCTIONS .....** **.....**

**NET DEBT .....** **\$2,500.00**

**Average Assessed Valuations**

Real Property 1948-1949-1950 ..	\$1,057,312.00
Per Cent of Net Debt .....	0.23

**CURRENT FINANCES DECEMBER 31, 1950**

Cash .....	\$23,989.55
Taxes receivable .....	7,818.20
Tax title liens .....	11,842.33
Foreclosed property .....	3,490.00
Accounts receivable .....	278.13
State road aid receivable .....	4,983.00
Emergencies and deferred charges ..	3,670.14
<b>TOTAL ASSETS .....</b>	<b>\$56,071.35</b>

Cash liabilities .....	\$3,530.12
Reserves .....	23,428.66
Surplus revenue .....	29,112.57
<b>TOTAL LIABILITIES AND SURPLUS .....</b>	<b>\$56,071.35</b>

## LAVALLETTE BOROUGH—OCEAN COUNTY

Population Census, 1950—558  
1940—315

Land Area 0.5 sq. mi.

Net Valuation Taxable \$2,500,381

### EXPENDITURES AND RE- QUIRED PAYMENTS FOR 1950

<b>General Government</b>		
Administrative and executive .....	\$18,944.10	
Assessment and collection of taxes	5,803.13	
Finance Department .....	.....	
<b>Protection to Persons &amp; Property</b>		
Fire .....	5,023.00	
Police .....	21,958.14	
Other .....	.....	
<b>Streets and Roads</b>		
Repairs and maintenance .....	13,456.20	
Street lighting .....	3,000.00	
<b>Sanitation</b>		
Street cleaning .....	.....	
Garbage and ash removal .....	8,114.25	
Sewers .....	6,300.00	
<b>Health and Charities</b>		
Health service .....	200.00	
Poor (including relief) .....	250.00	
Hospitals (aid and maintenance) ..	225.00	
Other .....	1,178.57	
<b>Recreation</b>		
Beaches and boardwalks .....	15,007.41	
Parks and playgrounds .....	.....	
Other .....	.....	
<b>Educational</b> (Exclusive of school districts) ..		.....
<b>Unclassified Purposes</b> (Including contingent) .....		8,103.20
<b>SUB-TOTAL—Municipal functions..</b>		<u>\$107,563.00</u>

<b>Per Capita—Municipal functions .....</b>		<b>\$192.77</b>
Capital imp'ts and capital imp't fund	\$32,000.00	
<b>Debt Service</b>		
Principal payments ..	\$14,000.00	
Interest payments ..	6,745.00	
Total .....	20,745.00	
<b>Per Capita Debt Service .....</b>		<b>\$37.18</b>
<b>Deferred Charges and Statutory Expenditures</b>		
Emergencies .....	\$2,800.00	
Other deferred chgs.	3,125.63	
Total .....	5,925.63	

TOTAL—Municipal expenditures ... \$166,233.63

Required Payments for Local School, County, and Special District Taxes ..... 74,340.67

**TOTAL EXPENDITURES AND REQUIRED PAYMENTS .....** **\$240,574.30**

Reserve for uncollected taxes ..... \$17,187.35

GRAND TOTAL—Budget ..... \$257,761.65

### RECEIPTS AND REVENUES REALIZED IN 1950 TO MEET EXPENDITURES AND RE- QUIRED PAYMENTS

Surplus revenue appropriated ..	\$80,000.00
Miscellaneous revenues realized ..	16,196.12
State aid revenues realized .....	8,494.00
Delinquent taxes including liens—1950 collections .....	14,902.25
Current taxes—1950 collections..	131,767.49
Emergency borrowings .....	.....

**TOTAL RECEIPTS AND REVENUES REALIZED .....** **\$251,359.86**

### CAPITAL OUTLAY—1950

Beaches and boardwalks .....	.....
Buildings and equipment .....	\$700.31
Parks and playgrounds .....	.....
Sewers .....	58,860.18
Streets, roads and bridges .....	.....
Water supply .....	.....
Other .....	.....

<b>Tax rate .....</b>	<b>\$5.72</b>
Local school tax rate .....	0.95
County tax rate .....	2.03
Local purpose tax rate .....	2.74

### TAXES

Local school tax ...	\$23,588.15	
County taxes .....	50,752.52	
Special district taxes .....	.....	
Local purpose levy .....	.....	\$74,340.67
Total tax levy (tax duplicate) ..	.....	<u>\$142,980.48</u>
<b>Per Capita Total Tax Levy .....</b>		<b>\$256.24</b>

<b>Current</b>		
1950 taxes levied (total) .....	\$149,824.97	
Collected in 1950 .....	131,767.49	
Per cent of levy col- lected in 1950 ..	87.94	
Transferred to liens .....	.....	
Cancelled, abated or adjusted ..	.....	
Outstanding December 31, 1950 ..	.....	<u>\$18,057.48</u>

<b>All Prior Years Outstanding</b>		
Balance January 1, 1950 .....	\$15,293.14	
Collected in 1950 .....	13,637.60	
Balance December 31, 1950 .....	.....	<u>\$1,655.54</u>

<b>Tax Title Liens Outstanding</b>		
Balance January 1, 1950 .....	\$7,878.53	
Redeemed by cash .....	1,264.65	
Balance December 31, 1950 .....	.....	<u>\$6,613.88</u>

<b>Property Acquired by Deed or Foreclosure</b>		
Balance January 1, 1950 .....	\$4,535.00	
Sale for cash .....	18,959.00	
Balance December 31, 1950 .....	.....	<u>.....</u>

### CAPITAL DEBT, DECEMBER 31, 1950

<b>Gross Debt</b>		
School debt .....	\$16,000.00	
Self-liquidating debt ..	82,000.00	
Other capital debt ..	532,000.00	

TOTAL GROSS DEBT .....

Per Capita Gross Debt .....

<b>Deductions for</b>		
School debt .....	\$16,000.00	
Self-liquidating debt ..	82,000.00	
Other capital debt ..	.....	

TOTAL DEDUCTIONS .....

NET DEBT .....

<b>Average Assessed Valuations</b>		
Real Property 1948-1949-1950..	\$2,090,233.00	
Per Cent of Net Debt .....	.....	25.45

### CURRENT FINANCES DECEMBER 31, 1950

Cash .....	\$92,541.43
Taxes receivable .....	19,713.02
Tax title liens .....	6,613.88
Foreclosed property .....	.....
Accounts receivable .....	1,188.19
State road aid receivable .....	4,500.00
Emergencies and deferred charges ..	3,400.00

TOTAL ASSETS .....

Cash liabilities .....	\$35,451.73
Reserves .....	27,515.09
Surplus revenue .....	64,989.70

TOTAL LIABILITIES AND SURPLUS .....

**LAWNSIDE BOROUGH—CAMDEN COUNTY**

Population Census, 1950—1,563      Land Area 1.45 sq. mi.      Net Valuation Taxable \$617,975  
 1940—1,270

**EXPENDITURES AND REQUIRED PAYMENTS FOR 1950**

**General Government**

Administrative and executive .... \$5,160.00  
 Assessment and collection of taxes 3,890.00  
 Finance Department .....

**Protection to Persons & Property**

Fire ..... 1,875.00  
 Police ..... 4,650.00  
 Other .....

**Streets and Roads**

Repairs and maintenance ..... 2,450.00  
 Street lighting ..... 2,425.00

**Sanitation**

Street cleaning .....  
 Garbage and ash removal ..... 400.00  
 Sewers .....

**Health and Charities**

Health service ..... 260.00  
 Poor (including relief) ..... 1,737.00  
 Hospitals (aid and maintenance) ..  
 Other .....

**Recreation**

Beaches and boardwalks .....  
 Parks and playgrounds ..... 100.00  
 Other .....

**Educational**  
 (Exclusive of school districts) ..

**Unclassified Purposes**  
 (Including contingent) ..... 50.00

**SUB-TOTAL—Municipal functions..**      \$22,997.00

**Per Capita—Municipal functions ....**      **\$14.71**

Capital imp'ts and capital imp't fund \$1,000.00

**Debt Service**

Principal payments ..  
 Interest payments ..

Total .....

**Per Capita Debt Service .....**

**Deferred Charges and Statutory Expenditures**

Emergencies ..... \$200.00  
 Other deferred chgs. 53.76

Total ..... 253.76

**TOTAL—Municipal expenditures ...**      \$24,250.76

**Required Payments for Local School, County, and Special District Taxes .....**      37,088.99

**TOTAL EXPENDITURES AND REQUIRED PAYMENTS .....**      \$61,339.75

Reserve for uncollected taxes ..... \$29,362.07

**GRAND TOTAL—Budget .....**      \$90,701.82

**RECEIPTS AND REVENUES REALIZED IN 1950 TO MEET EXPENDITURES AND REQUIRED PAYMENTS**

Surplus revenue appropriated .. \$2,500.00  
 Miscellaneous revenues realized. 18,651.13  
 State aid revenues realized ..... 2,045.52  
 Delinquent taxes including  
 liens—1950 collections ..... 20,887.89  
 Current taxes—1950 collections.. 31,387.45  
 Emergency borrowings .....

**TOTAL RECEIPTS AND REVENUES REALIZED .....**      \$75,471.99

**CAPITAL OUTLAY—1950**

Beaches and boardwalks .....  
 Buildings and equipment .....  
 Parks and playgrounds .....  
 Sewers .....  
 Streets, roads and bridges .....  
 Water supply .....  
 Other .....

**Tax rate .....**      **\$9.30**  
 Local school tax rate ..... 4.56  
 County tax rate ..... 1.44  
 Local purpose tax rate ... 3.30

**TAXES**

Local school tax ... \$28,198.34  
 County taxes ..... 8,890.65  
 Special district taxes .....

Local purpose levy ..... 20,350.80

**Total tax levy (tax duplicate) ..**      \$57,439.79

**Per Capita Total Tax Levy .....**      **\$36.75**

**Current**

1950 taxes levied (total) ..... \$58,578.59  
 Collected in 1950 ..... 31,387.45  
 Per cent of levy collected in 1950 ... 53.58  
 Transferred to liens ..... 15,354.93  
 Cancelled, abated or adjusted ..... 315.08  
 Outstanding December 31, 1950 .. \$11,521.13

**All Prior Years Outstanding**

Balance January 1, 1950 ..... \$11,612.50  
 Collected in 1950 ..... 9,197.15  
 Balance December 31, 1950 ..... \$2,481.43

**Tax Title Liens Outstanding**

Balance January 1, 1950 ..... \$158,615.28  
 Redeemed by cash ..... 11,690.74  
 Balance December 31, 1950 ..... \$162,279.47

**Property Acquired by Deed or Foreclosure**

Balance January 1, 1950 ..... \$7,246.00  
 Sale for cash ..... 8,526.00  
 Balance December 31, 1950 ..... \$2,720.00

**CAPITAL DEBT, DECEMBER 31, 1950**

**Gross Debt**

School debt .....  
 Self-liquidating debt. ....  
 Other capital debt ..

**TOTAL GROSS DEBT .....**

**Per Capita Gross Debt .....**

**Deductions for**

School debt .....  
 Self-liquidating debt. ....  
 Other capital debt ..

**TOTAL DEDUCTIONS .....**

**NET DEBT .....**

**Average Assessed Valuations**

Real Property 1948-1949-1950.. \$623,013.00

**Per Cent of Net Debt .....**

**CURRENT FINANCES DECEMBER 31, 1950**

Cash ..... \$46,417.86  
 Taxes receivable ..... 14,002.56  
 Tax title liens ..... 162,279.47  
 Foreclosed property ..... 2,720.00  
 Accounts receivable ..... 20,057.27  
 State road aid receivable .....  
 Emergencies and deferred charges .. 24.00

**TOTAL ASSETS .....**      \$245,501.16

Cash liabilities ..... \$6,871.77  
 Reserves ..... 199,059.30  
 Surplus revenue ..... 39,570.09

**TOTAL LIABILITIES AND SURPLUS .....**      \$245,501.16

**LAWRENCE TOWNSHIP—CUMBERLAND COUNTY**

Population Census, 1950—2,081  
1940—1,754

Land Area 35.6 sq. mi.

Net Valuation Taxable \$1,057,044

**EXPENDITURES AND REQUIRED PAYMENTS FOR 1950**

<b>General Government</b>	
Administrative and executive ....	\$2,469.88
Assessment and collection of taxes	1,931.90
Finance Department .....	350.00
<b>Protection to Persons &amp; Property</b>	
Fire .....	1,037.24
Police .....	600.00
Other .....	.....
<b>Streets and Roads</b>	
Repairs and maintenance .....	11,720.00
Street lighting .....	1,700.00
<b>Sanitation</b>	
Street cleaning .....	.....
Garbage and ash removal .....	.....
Sewers .....	.....
<b>Health and Charities</b>	
Health service .....	526.00
Poor (including relief) .....	650.00
Hospitals (aid and maintenance) ..	.....
Other .....	.....
<b>Recreation</b>	
Beaches and boardwalks .....	.....
Parks and playgrounds .....	60.98
Other .....	.....
<b>Educational</b>	
(Exclusive of school districts) ..	345.00
<b>Unclassified Purposes</b>	
(Including contingent) .....	100.00
<b>SUB-TOTAL—Municipal functions..</b>	<b>\$21,491.00</b>

<b>Per Capita—Municipal functions ...</b>	<b>\$10.33</b>
Capital imp'ts and capital imp't fund	\$8,811.10
<b>Debt Service</b>	
Principal payments ..	.....
Interest payments ..	.....
<b>Total .....</b>	<b>.....</b>
<b>Per Capita Debt Service .....</b>	
<b>Deferred Charges and Statutory Expenditures</b>	
Emergencies .....	.....
Other deferred chgs. \$9,535.06	.....
<b>Total .....</b>	<b>9,535.06</b>

<b>TOTAL—Municipal expenditures ...</b>	<b>\$39,837.16</b>
<b>Required Payments for Local School, County, and Special District Taxes .....</b>	
	<b>52,173.53</b>

<b>TOTAL EXPENDITURES AND REQUIRED PAYMENTS .....</b>	<b>\$92,010.69</b>
Reserve for uncollected taxes .....	\$6,698.88
<b>GRAND TOTAL—Budget .....</b>	<b>\$98,709.57</b>

**RECEIPTS AND REVENUES REALIZED IN 1950 TO MEET EXPENDITURES AND REQUIRED PAYMENTS**

Surplus revenue appropriated ..	\$12,000.00
Miscellaneous revenues realized.	11,170.77
State aid revenues realized .....	11,498.00
<b>Delinquent taxes including</b>	
liens—1950 collections .....	5,131.38
Current taxes—1950 collections..	56,705.90
Emergency borrowings .....	.....
<b>TOTAL RECEIPTS AND REVENUES REALIZED .....</b>	<b>\$96,506.05</b>

**CAPITAL OUTLAY—1950**

Beaches and boardwalks .....	.....
Buildings and equipment .....	.....
Parks and playgrounds .....	.....
Sewers .....	.....
Streets, roads and bridges .....	.....
Water supply .....	.....
Other .....	.....

<b>Tax rate .....</b>	<b>\$5.99</b>
Local school tax rate .....	3.70
County tax rate .....	1.23
Local purpose tax rate .....	1.06

**TAXES**

Local school tax ...	\$39,100.00	
County taxes .....	13,073.53	
Special district taxes .....	.....	
Local purpose levy .....	.....	\$52,173.53
		<u>11,097.65</u>
<b>Total tax levy (tax duplicate) ..</b>		<b>\$63,271.18</b>
<b>Per Capita Total Tax Levy .....</b>		
		<b>\$30.40</b>

<b>Current</b>	
1950 taxes levied (total) .....	\$63,897.02
Collected in 1950 .....	56,705.90
Per cent of levy collected in 1950 ...	88.74
Transferred to liens .....	802.24
Cancelled, abated or adjusted .....	237.66
Outstanding December 31, 1950 ..	<u>\$6,151.22</u>

<b>All Prior Years Outstanding</b>	
Balance January 1, 1950 .....	\$6,368.03
Collected in 1950 .....	5,087.84
Balance December 31, 1950 .....	<u>\$462.12</u>

<b>Tax Title Liens Outstanding</b>	
Balance January 1, 1950 .....	\$7,358.81
Redeemed by cash .....	43.54
Balance December 31, 1950 .....	<u>\$8,299.35</u>

<b>Property Acquired by Deed or Foreclosure</b>	
Balance January 1, 1950 .....	\$475.00
Sale for cash .....	.....
Balance December 31, 1950 .....	<u>\$475.00</u>

**CAPITAL DEBT, DECEMBER 31, 1950**

<b>Gross Debt</b>	
School debt .....	.....
Self-liquidating debt. ....	.....
Other capital debt ..	.....

<b>TOTAL GROSS DEBT .....</b>	<b>.....</b>
<b>Per Capita Gross Debt .....</b>	<b>.....</b>

<b>Deductions for</b>	
School debt .....	.....
Self-liquidating debt. ....	.....
Other capital debt ..	.....

<b>TOTAL DEDUCTIONS .....</b>	<b>.....</b>
<b>NET DEBT .....</b>	<b>.....</b>

<b>Average Assessed Valuations</b>	
Real Property 1948-1949-1950..	\$921,344.00
Per Cent of Net Debt .....	.....

**CURRENT FINANCES DECEMBER 31, 1950**

Cash .....	\$15,804.51
Taxes receivable .....	6,613.34
Tax title liens .....	8,299.35
Foreclosed property .....	475.00
Accounts receivable .....	88.99
State road aid receivable .....	19.80
Emergencies and deferred charges ..	.....
<b>TOTAL ASSETS .....</b>	<b>\$31,300.99</b>

Cash liabilities .....	\$7,132.68
Reserves .....	15,476.68
Surplus revenue .....	8,691.63
<b>TOTAL LIABILITIES AND SURPLUS .....</b>	<b>\$31,300.99</b>

**LAWRENCE TOWNSHIP—MERCER COUNTY**

Population Census, 1950—9,130  
1940—6,522

Land Area 21.87 sq. mi.

Net Valuation Taxable \$9,954,271

**EXPENDITURES AND REQUIRED PAYMENTS FOR 1950**

<b>General Government</b>	
Administrative and executive .....	\$26,592.98
Assessment and collection of taxes .....	13,345.09
Finance Department .....	1,397.06
<b>Protection to Persons &amp; Property</b>	
Fire .....	8,792.75
Police .....	41,315.44
Other .....	.....
<b>Streets and Roads</b>	
Repairs and maintenance .....	53,843.23
Street lighting .....	8,500.00
<b>Sanitation</b>	
Street cleaning .....	.....
Garbage and ash removal .....	19,756.59
Sewers .....	.....
<b>Health and Charities</b>	
Health service .....	2,513.73
Poor (including relief) .....	3,193.50
Hospitals (aid and maintenance) .....	.....
Other .....	120.60
<b>Recreation</b>	
Beaches and boardwalks .....	.....
Parks and playgrounds .....	.....
Other .....	.....
<b>Educational</b>	
(Exclusive of school districts) .....	.....
<b>Unclassified Purposes</b>	
(Including contingent) .....	1,371.36
<b>SUB-TOTAL—Municipal functions..</b>	<b>\$180,742.33</b>

<b>Per Capita—Municipal functions .....</b>	<b>\$19.80</b>
Capital imp'ts and capital imp't fund .....	\$15,000.00
<b>Debt Service</b>	
Principal payments .....	\$5,000.00
Interest payments .....	225.00
<b>Total .....</b>	<b>5,225.00</b>
<b>Per Capita Debt Service .....</b>	<b>\$0.57</b>
<b>Deferred Charges and Statutory Expenditures</b>	
Emergencies .....	\$15,100.00
Other deferred chgs. ....	18,474.75
<b>Total .....</b>	<b>33,574.75</b>

**TOTAL—Municipal expenditures ..** **\$234,542.08**

**Required Payments for Local School, County, and Special District Taxes .....** **381,215.25**

**TOTAL EXPENDITURES AND REQUIRED PAYMENTS .....** **\$615,757.33**

Reserve for uncollected taxes .....

**GRAND TOTAL—Budget .....** **\$670,757.33**

**RECEIPTS AND REVENUES REALIZED IN 1950 TO MEET EXPENDITURES AND REQUIRED PAYMENTS**

Surplus revenue appropriated ..	\$35,000.00
Miscellaneous revenues realized.	100,038.60
State aid revenues realized .....	16,464.62
<b>Delinquent taxes including</b>	
liens—1950 collections .....	42,584.27
Current taxes—1950 collections..	466,411.48
Emergency borrowings .....	.....

**TOTAL RECEIPTS AND REVENUES REALIZED .....** **\$660,498.97**

**CAPITAL OUTLAY—1950**

Beaches and boardwalks .....	.....
Buildings and equipment .....	\$4,784.16
Parks and playgrounds .....	.....
Sewers .....	.....
Streets, roads and bridges .....	.....
Water supply .....	.....
Other .....	.....

Local rate .....	<b>\$4.06</b>
Tax school tax rate .....	2.72
County tax rate .....	1.11
Local purpose tax rate .....	1.13

**TAXES**

Local school tax ...	\$270,900.00	
County taxes .....	110,315.25	
Special district taxes .....	.....	
Local purpose levy .....	.....	\$381,215.25
Total tax levy (tax duplicate) ..	.....	<u>111,953.22</u>
		<u>\$493,168.47</u>

**Per Capita Total Tax Levy .....** **\$54.02**

<b>Current</b>	
1950 taxes levied (total) .....	\$504,418.03
Collected in 1950 .....	466,411.48
Per cent of levy collected in 1950 ...	92.46
Transferred to liens .....	317.74
Cancelled, abated or adjusted .....	2,074.13
Outstanding December 31, 1950 ..	<u>\$85,614.68</u>

<b>All Prior Years Outstanding</b>	
Balance January 1, 1950 .....	\$45,534.42
Collected in 1950 .....	42,257.37
Balance December 31, 1950 .....	<u>\$3,225.42</u>

<b>Tax Title Liens Outstanding</b>	
Balance January 1, 1950 .....	\$2,136.89
Redeemed by cash .....	326.90
Balance December 31, 1950 .....	<u>\$2,142.42</u>

<b>Property Acquired by Deed or Foreclosure</b>	
Balance January 1, 1950 .....	\$21,879.00
Sale for cash .....	8,715.00
Balance December 31, 1950 .....	<u>\$17,654.00</u>

**CAPITAL DEBT, DECEMBER 31, 1950**

<b>Gross Debt</b>	
School debt .....	\$1,027,000.00
Self-liquidating debt. ....	.....
Other capital debt ..	.....
<b>TOTAL GROSS DEBT .....</b>	<b>\$1,027,000.00</b>
<b>Per Capita Gross Debt .....</b>	<b>\$112.40</b>

<b>Deductions for</b>	
School debt .....	\$500,808.00
Self-liquidating debt. ....	.....
Other capital debt ..	.....
<b>TOTAL DEDUCTIONS .....</b>	<b>500,808.00</b>

**NET DEBT .....** **\$526,192.00**

<b>Average Assessed Valuations</b>	
Real Property 1948-1949-1950..	\$8,346,806.00
Per Cent of Net Debt .....	6.30

**CURRENT FINANCES DECEMBER 31, 1950**

Cash .....	\$231,396.06
Taxes receivable .....	38,840.10
Tax title liens .....	2,142.42
Foreclosed property .....	17,654.00
Accounts receivable .....	1,500.00
State road aid receivable .....	9,000.00
Emergencies and deferred charges ..	1,327.18

**TOTAL ASSETS .....** **\$301,859.76**

Cash liabilities .....	\$147,775.22
Reserves .....	60,136.52
Surplus revenue .....	93,948.02

**TOTAL LIABILITIES AND SURPLUS .....** **\$301,859.76**

# LEBANON BOROUGH—HUNTERDON COUNTY

Population Census, 1950—758  
1940—638

Land Area 1.1 sq. mi.

Net Valuation Taxable \$492,905

## EXPENDITURES AND RE-

### QUIRED PAYMENTS FOR 1950

<b>General Government</b>	
Administrative and executive ....	\$1,125.00
Assessment and collection of taxes ..	425.00
Finance Department .....	50.00
<b>Protection to Persons &amp; Property</b>	
Fire .....	2,300.00
Police .....	600.00
Other .....	.....
<b>Streets and Roads</b>	
Repairs and maintenance .....	1,400.00
Street lighting .....	950.00
<b>Sanitation</b>	
Street cleaning .....	.....
Garbage and ash removal .....	.....
Sewers .....	.....
<b>Health and Charities</b>	
Health service .....	55.00
Poor (including relief) .....	125.00
Hospitals (aid and maintenance) ..	.....
Other .....	.....
<b>Recreation</b>	
Beaches and boardwalks .....	.....
Parks and playgrounds .....	.....
Other .....	.....
<b>Educational</b>	
(Exclusive of school districts) ..	.....
<b>Unclassified Purposes</b>	
(Including contingent) .....	100.00
<b>SUB-TOTAL—Municipal functions..</b>	<b>\$7,130.00</b>

<b>Per Capita—Municipal functions ...</b>	<b>\$9.41</b>
Capital imp'ts and capital imp't fund	\$1,000.00
<b>Debt Service</b>	
Principal payments ..	.....
Interest payments ..	\$20.00
<b>Total .....</b>	<b>30.00</b>

<b>Per Capita Debt Service .....</b>	<b>\$0.04</b>
<b>Deferred Charges and Statutory Expenditures</b>	
Emergencies .....	\$200.00
Other deferred chgs. ....	.....
<b>Total .....</b>	<b>200.00</b>
<b>TOTAL—Municipal expenditures ...</b>	<b>\$8,360.00</b>

<b>Required Payments for Local School, County, and Special District Taxes .....</b>	<b>18,437.23</b>
-------------------------------------------------------------------------------------	------------------

<b>TOTAL EXPENDITURES AND REQUIRED PAYMENTS .....</b>	<b>\$26,797.23</b>
Reserve for uncollected taxes .....	\$3,823.97
<b>GRAND TOTAL—Budget .....</b>	<b>\$30,621.20</b>

## RECEIPTS AND REVENUES REALIZED IN 1950 TO MEET EXPENDITURES AND REQUIRED PAYMENTS

Surplus revenue appropriated ..	\$4,000.00
Miscellaneous revenues realized ..	4,114.68
State aid revenues realized .....	441.00
Delinquent taxes including	
liens—1950 collections .....	2,983.82
Current taxes—1950 collections..	15,798.16
Emergency borrowings .....	.....
<b>TOTAL RECEIPTS AND REVENUES REALIZED .....</b>	<b>\$27,337.66</b>

### CAPITAL OUTLAY—1950

Beaches and boardwalks .....	.....
Buildings and equipment .....	.....
Parks and playgrounds .....	.....
Sewers .....	.....
Streets, roads and bridges .....	.....
Water supply .....	.....
Other .....	.....

<b>Tax rate .....</b>	<b>\$4.01</b>
Local school tax rate .....	2.77
County tax rate .....	0.97
Local purpose tax rate ....	0.27

### TAXES

Local school tax ...	\$13,672.67	
County taxes .....	4,764.56	
Special district taxes .....	.....	
<b>Local purpose levy .....</b>	<b>1,317.97</b>	<b>\$18,437.23</b>
<b>Total tax levy (tax duplicate) ..</b>	<b>\$19,755.20</b>	

<b>Per Capita Total Tax Levy .....</b>	<b>\$26.06</b>
----------------------------------------	----------------

<b>Current</b>	
1950 taxes levied (total) .....	\$20,043.01
Collected in 1950 .....	15,798.16
Per cent of levy collected in 1950 ...	78.82
Transferred to liens .....	.....
Cancelled, abated or adjusted .....	21.05
Outstanding December 31, 1950 ..	\$4,223.80

<b>All Prior Years Outstanding</b>	
Balance January 1, 1950 .....	\$6,259.10
Collected in 1950 .....	2,983.82
Balance December 31, 1950 .....	\$3,275.28

<b>Tax Title Liens Outstanding</b>	
Balance January 1, 1950 .....	.....
Redeemed by cash .....	.....
Balance December 31, 1950 .....	.....

<b>Property Acquired by Deed or Foreclosure</b>	
Balance January 1, 1950 .....	.....
Sale for cash .....	.....
Balance December 31, 1950 .....	.....

### CAPITAL DEBT, DECEMBER 31, 1950

<b>Gross Debt</b>	
School debt .....	\$35,102.00
Self-liquidating debt. ....	.....
Other capital debt ..	.....
<b>TOTAL GROSS DEBT .....</b>	<b>\$35,102.00</b>
<b>Per Capita Gross Debt .....</b>	<b>\$46.31</b>

<b>Deductions for</b>	
School debt .....	\$35,102.00
Self-liquidating debt. ....	.....
Other capital debt ..	.....
<b>TOTAL DEDUCTIONS .....</b>	<b>35,102.00</b>

<b>NET DEBT .....</b>	<b>.....</b>
-----------------------	--------------

<b>Average Assessed Valuations</b>	
Real Property 1948-1949-1950..	\$426,402.00
<b>Per Cent of Net Debt .....</b>	<b>.....</b>

### CURRENT FINANCES DECEMBER 31, 1950

Cash .....	\$10,799.10
Taxes receivable .....	7,499.08
Tax title liens .....	.....
Foreclosed property .....	.....
Accounts receivable .....	113.91
State road aid receivable .....	.....
Emergencies and deferred charges ..	.....
<b>TOTAL ASSETS .....</b>	<b>\$18,412.09</b>

Cash liabilities .....	\$1,270.23
Reserves .....	7,612.99
Surplus revenue .....	9,528.87
<b>TOTAL LIABILITIES AND SURPLUS .....</b>	<b>\$18,412.09</b>

**LEBANON TOWNSHIP—HUNTERDON COUNTY**

Population Census, 1950—1,967      Land Area 32.0 sq. mi.      Net Valuation Taxable \$990,162  
 1940—1,437

<b>EXPENDITURES AND RE-REQUIRED PAYMENTS FOR 1950</b>	
<b>General Government</b>	
Administrative and executive . . . . .	\$3,700.00
Assessment and collection of taxes . . . . .	1,225.00
Finance Department . . . . .	275.00
<b>Protection to Persons &amp; Property</b>	
Fire . . . . .	750.00
Police . . . . .	100.00
Other . . . . .	.....
<b>Streets and Roads</b>	
Repairs and maintenance . . . . .	30,222.22
Street lighting . . . . .	450.00
<b>Sanitation</b>	
Street cleaning . . . . .	.....
Garbage and ash removal . . . . .	.....
Sewers . . . . .	.....
<b>Health and Charities</b>	
Health service . . . . .	650.00
Poor (including relief) . . . . .	2,750.00
Hospitals (aid and maintenance) . . . . .	.....
Other . . . . .	.....
<b>Recreation</b>	
Beaches and boardwalks . . . . .	.....
Parks and playgrounds . . . . .	.....
Other . . . . .	.....
<b>Educational</b>	
(Exclusive of school districts) . . . . .	.....
<b>Unclassified Purposes</b>	
(Including contingent) . . . . .	50.00
<b>SUB-TOTAL—Municipal functions..</b>	<b>\$40,172.22</b>
<b>Per Capita—Municipal functions . . . . .</b>	<b>\$20.42</b>
Capital imp'ts and capital imp't fund . . . . .	\$5,777.78
<b>Debt Service</b>	
Principal payments . . . . .	\$6,813.00
Interest payments . . . . .	150.00
Total . . . . .	6,963.00
<b>Per Capita Debt Service . . . . .</b>	
<b>Service . . . . .</b>	<b>\$3.54</b>
<b>Deferred Charges and Statutory Expenditures</b>	
Emergencies . . . . .	.....
Other deferred chgs. . . . .	.....
Total . . . . .	.....
<b>TOTAL—Municipal expenditures . . . . .</b>	<b>\$52,913.00</b>
<b>Required Payments for Local School, County, and Special District Taxes . . . . .</b>	
	46,773.53
<b>TOTAL EXPENDITURES AND REQUIRED PAYMENTS . . . . .</b>	<b>\$99,686.53</b>
Reserve for uncollected taxes . . . . .	\$12,277.14
<b>GRAND TOTAL—Budget . . . . .</b>	<b>\$111,963.67</b>
<b>RECEIPTS AND REVENUES REALIZED IN 1950 TO MEET EXPENDITURES AND REQUIRED PAYMENTS</b>	
Surplus revenue appropriated . . . . .	\$6,813.00
Miscellaneous revenues realized . . . . .	27,289.34
State aid revenues realized . . . . .	12,465.00
<b>Delinquent taxes including</b>	
liens—1950 collections . . . . .	13,939.87
Current taxes—1950 collections.. . . .	47,197.58
Emergency borrowings . . . . .	.....
<b>TOTAL RECEIPTS AND REVENUES REALIZED . . . . .</b>	<b>\$107,704.79</b>

**CAPITAL OUTLAY—1950**

Beaches and boardwalks . . . . .	.....
Buildings and equipment . . . . .	.....
Parks and playgrounds . . . . .	.....
Sewers . . . . .	.....
Streets, roads and bridges . . . . .	\$28,604.77
Water supply . . . . .	.....
Other . . . . .	.....

<b>Tax rate . . . . .</b>	<b>\$5.87</b>
Local school tax rate . . . . .	3.76
County tax rate . . . . .	0.97
Local purpose tax rate . . . . .	1.14

**TAXES**

Local school tax . . . . .	\$37,239.56	
County taxes . . . . .	9,533.97	
Special district taxes . . . . .	.....	
Local purpose levy . . . . .	.....	\$46,773.53
		11,312.14
<b>Total tax levy (tax duplicate) . . . . .</b>		<b>\$58,085.67</b>

**Per Capita Total Tax Levy . . . . . \$29.53**

<b>Current</b>	
1950 taxes levied (total) . . . . .	\$58,085.67
Collected in 1950 . . . . .	47,197.58
Per cent of levy collected in 1950 . . . . .	81.25
Transferred to liens . . . . .	191.13
Cancelled, abated or adjusted . . . . .	.....
Outstanding December 31, 1950 . . . . .	\$10,696.96

<b>All Prior Years Outstanding</b>	
Balance January 1, 1950 . . . . .	\$17,220.71
Collected in 1950 . . . . .	13,291.59
Balance December 31, 1950 . . . . .	\$3,929.12

<b>Tax Title Liens Outstanding</b>	
Balance January 1, 1950 . . . . .	\$2,223.69
Redeemed by cash . . . . .	648.28
Balance December 31, 1950 . . . . .	\$1,766.54

<b>Property Acquired by Deed or Foreclosure</b>	
Balance January 1, 1950 . . . . .	.....
Sale for cash . . . . .	.....
Balance December 31, 1950 . . . . .	.....

**CAPITAL DEBT, DECEMBER 31, 1950**

<b>Gross Debt</b>	
School debt . . . . .	\$64,895.00
Self-liquidating debt. . . . .	.....
Other capital debt . . . . .	.....
<b>TOTAL GROSS DEBT . . . . .</b>	<b>\$64,895.00</b>
<b>Per Capita Gross Debt . . . . .</b>	
	<b>\$32.99</b>
<b>Deductions for</b>	
School debt . . . . .	\$64,895.00
Self-liquidating debt. . . . .	.....
Other capital debt . . . . .	.....
<b>TOTAL DEDUCTIONS . . . . .</b>	<b>64,895.00</b>
<b>NET DEBT . . . . .</b>	<b>.....</b>

<b>Average Assessed Valuations</b>	
Real Property 1948-1949-1950.. . . .	\$790,350.00
Per Cent of Net Debt . . . . .	.....

**CURRENT FINANCES DECEMBER 31, 1950**

Cash . . . . .	\$35,969.63
Taxes receivable . . . . .	14,626.08
Tax title liens . . . . .	1,766.54
Foreclosed property . . . . .	.....
Accounts receivable . . . . .	21,648.37
State road aid receivable . . . . .	.....
Emergencies and deferred charges . . . . .	154.72
<b>TOTAL ASSETS . . . . .</b>	<b>\$74,165.34</b>
Cash liabilities . . . . .	\$21,352.89
Reserves . . . . .	38,040.99
Surplus revenue . . . . .	14,771.46
<b>TOTAL LIABILITIES AND SURPLUS . . . . .</b>	<b>\$74,165.34</b>

## LEONIA BOROUGH—BERGEN COUNTY

Population Census, 1950—7,371  
1940—5,763

Land Area 1.5 sq. mi.

Net Valuation Taxable \$9,281,615

### EXPENDITURES AND REQUIRED PAYMENTS FOR 1950

<b>General Government</b>	
Administrative and executive .....	\$21,256.59
Assessment and collection of taxes .....	14,082.51
Finance Department .....	.....
<b>Protection to Persons &amp; Property</b>	
Fire .....	16,428.82
Police .....	61,901.20
Other .....	.....
<b>Streets and Roads</b>	
Repairs and maintenance .....	46,113.79
Street lighting .....	9,629.62
<b>Sanitation</b>	
Street cleaning .....	4,432.18
Garbage and ash removal .....	24,727.74
Sewers .....	6,664.14
<b>Health and Charities</b>	
Health service .....	1,925.00
Poor (including relief) .....	2,700.00
Hospitals (aid and maintenance) .....	.....
Other .....	.....
<b>Recreation</b>	
Beaches and boardwalks .....	.....
Parks and playgrounds .....	5,997.64
Other .....	12,731.00
<b>Educational</b>	
(Exclusive of school districts) ..	9,380.29
<b>Unclassified Purposes</b>	
(Including contingent) .....	8,038.44
<b>SUB-TOTAL—Municipal functions..</b>	<b>\$246,008.96</b>

<b>Per Capita—Municipal functions .....</b>	<b>\$33.38</b>
Capital imp'ts and capital imp't fund .....	\$28,191.08
<b>Debt Service</b>	
Principal payments .....	\$37,695.58
Interest payments .....	9,569.46
<b>Total .....</b>	<b>47,265.04</b>
<b>Per Capita Debt Service .....</b>	<b>\$6.41</b>
<b>Deferred Charges and Statutory Expenditures</b>	
Emergencies .....	.....
Other deferred chgs. ....	\$13,500.39
<b>Total .....</b>	<b>13,500.39</b>

**TOTAL—Municipal expenditures ..** **\$334,965.47**

**Required Payments for Local School, County, and Special District Taxes .....** **336,246.20**

**TOTAL EXPENDITURES AND REQUIRED PAYMENTS .....** **\$671,211.67**

Reserve for uncollected taxes .....

**GRAND TOTAL—Budget .....** **\$704,893.78**

### RECEIPTS AND REVENUES REALIZED IN 1950 TO MEET EXPENDITURES AND REQUIRED PAYMENTS

Surplus revenue appropriated ..	\$87,444.89
Miscellaneous revenues realized ..	86,715.56
State aid revenues realized .....	4,681.00
Delinquent taxes including liens—1950 collections .....	12,613.27
Current taxes—1950 collections..	564,241.42
Emergency borrowings .....	.....

**TOTAL RECEIPTS AND REVENUES REALIZED .....** **\$755,696.14**

### CAPITAL OUTLAY—1950

Beaches and boardwalks .....	.....
Buildings and equipment .....	\$40,427.68
Parks and playgrounds .....	10,145.16
Sewers .....	.....
Streets, roads and bridges .....	350.77
Water supply .....	.....
Other .....	.....

<b>Tax rate .....</b>	<b>\$6.07</b>
Local school tax rate .....	2.81
County tax rate .....	0.81
Local purpose tax rate .....	2.45

### TAXES

Local school tax ..	\$260,866.00	
County taxes .....	75,380.20	
Special district taxes .....	.....	
<b>Local purpose levy .....</b>	<b>.....</b>	<b>\$336,246.20</b>
<b>Total tax levy (tax duplicate) ..</b>	<b>.....</b>	<b>\$564,125.99</b>

**Per Capita Total Tax Levy .....** **\$76.53**

### Current

1950 taxes levied (total) .....	\$576,967.76
Collected in 1950 .....	564,241.42
Per cent of levy collected in 1950 ..	97.79
Transferred to lens .....	716.26
Cancelled, abated or adjusted ..	2,466.99
Outstanding December 31, 1950 ..	\$9,543.09

### All Prior Years Outstanding

Balance January 1, 1950 .....	\$14,328.40
Collected in 1950 .....	12,028.35
Balance December 31, 1950 .....	\$293.10

### Tax Title Liens Outstanding

Balance January 1, 1950 .....	\$2,027.20
Redeemed by cash .....	584.92
Balance December 31, 1950 .....	\$2,230.64

### Property Acquired by Deed or Foreclosure

Balance January 1, 1950 .....	\$177,200.00
Sale for cash .....	14,962.50
Balance December 31, 1950 .....	\$167,050.00

### CAPITAL DEBT, DECEMBER 31, 1950

<b>Gross Debt</b>	
School debt .....	\$230,000.00
Self-liquidating debt ..	.....
Other capital debt ..	242,770.00
<b>TOTAL GROSS DEBT .....</b>	<b>\$472,770.00</b>

**Per Capita Gross Debt .....** **\$64.14**

### Deductions for

School debt .....	\$230,000.00
Self-liquidating debt ..	.....
Other capital debt ..	.....
<b>TOTAL DEDUCTIONS .....</b>	<b>230,000.00</b>

**NET DEBT .....** **\$242,770.00**

### Average Assessed Valuations

Real Property 1948-1949-1950..	\$8,182,548.00
Per Cent of Net Debt .....	2.96

### CURRENT FINANCES DECEMBER 31, 1950

Cash .....	\$176,382.44
Taxes receivable .....	9,836.19
Tax title liens .....	2,230.64
Foreclosed property .....	167,050.00
Accounts receivable .....	822.71
State road aid receivable ..	.....
Emergencies and deferred charges ..	.....
<b>TOTAL ASSETS .....</b>	<b>\$356,321.98</b>

Cash liabilities .....	\$90,835.63
Reserves .....	179,939.54
Surplus revenue .....	85,546.81
<b>TOTAL LIABILITIES AND SURPLUS .....</b>	<b>\$356,321.98</b>

## LIBERTY TOWNSHIP—WARREN COUNTY

Population Census, 1950—529      Land Area 12.4 sq. mi.      Net Valuation Taxable \$431,233.  
 1940—441

<b>EXPENDITURES AND REQUIRED PAYMENTS FOR 1950</b>	
<b>General Government</b>	
Administrative and executive . . . . .	\$1,115.00
Assessment and collection of taxes	535.00
Finance Department . . . . .	100.00
<b>Protection to Persons &amp; Property</b>	
Fire . . . . .	300.00
Police . . . . .	. . . . .
Other . . . . .	. . . . .
<b>Streets and Roads</b>	
Repairs and maintenance . . . . .	17,536.69
Street lighting . . . . .	. . . . .
<b>Sanitation</b>	
Street cleaning . . . . .	. . . . .
Garbage and ash removal . . . . .	. . . . .
Sewers . . . . .	. . . . .
<b>Health and Charities</b>	
Health service . . . . .	140.00
Poor (including relief) . . . . .	100.00
Hospitals (aid and maintenance) . . . . .	. . . . .
Other . . . . .	. . . . .
<b>Recreation</b>	
Beaches and boardwalks . . . . .	. . . . .
Parks and playgrounds . . . . .	. . . . .
Other . . . . .	. . . . .
<b>Educational</b>	
(Exclusive of school districts) . . . . .	. . . . .
<b>Unclassified Purposes</b>	
(Including contingent) . . . . .	100.00
<b>UB-TOTAL—Municipal functions..</b>	<b>\$19,926.69</b>
<b>Per Capita—Municipal functions . . . . .</b>	
Capital imp'ts and capital imp't fund	\$37.67
Debt Service . . . . .	. . . . .
Principal payments . . . . .	. . . . .
Interest payments ..	\$50.00
<b>Total . . . . .</b>	<b>\$50.00</b>
<b>Per Capita Debt Service . . . . .</b>	
Deferred Charges and Statutory Expenditures . . . . .	\$0.09
Emergencies . . . . .	. . . . .
Other deferred chgs. . . . .	. . . . .
<b>Total . . . . .</b>	<b>. . . . .</b>
<b>TOTAL—Municipal expenditures . . . . .</b>	<b>\$19,976.69</b>
<b>Required Payments for Local School, County, and Special District Taxes . . . . .</b>	
	18,353.11
<b>TOTAL EXPENDITURES AND REQUIRED PAYMENTS . . . . .</b>	<b>\$38,329.80</b>
Reserve for uncollected taxes . . . . .	\$4,085.30
<b>RAND TOTAL—Budget . . . . .</b>	<b>\$42,415.10</b>
<b>RECEIPTS AND REVENUES REALIZED IN 1950 TO MEET EXPENDITURES AND REQUIRED PAYMENTS</b>	
Surplus revenue appropriated . . . . .	. . . . .
Miscellaneous revenues realized . . . . .	\$3,264.06
State aid revenues realized . . . . .	7,281.00
Delinquent taxes including	. . . . .
liens—1950 collections . . . . .	3,023.22
current taxes—1950 collections..	23,237.08
Emergency borrowings . . . . .	. . . . .
<b>TOTAL RECEIPTS AND REVENUES REALIZED . . . . .</b>	<b>\$36,805.36</b>
<b>CAPITAL OUTLAY—1950</b>	
Beaches and boardwalks . . . . .	. . . . .
Buildings and equipment . . . . .	. . . . .
Parks and playgrounds . . . . .	. . . . .
Sewers . . . . .	. . . . .
Streets, roads and bridges . . . . .	. . . . .
Water supply . . . . .	. . . . .
Other . . . . .	. . . . .

<b>Tax rate . . . . .</b>	<b>\$6.32</b>
Local school tax rate . . . . .	2.80
County tax rate . . . . .	1.46
Local purpose tax rate . . . . .	2.06
<b>TAXES</b>	
Local school tax . . . . .	\$12,055.04
County taxes . . . . .	6,298.07
Special district taxes . . . . .	. . . . .
Local purpose levy . . . . .	\$18,353.11
	8,894.30
<b>Total tax levy (tax duplicate) ..</b>	<b>\$27,247.41</b>
<b>Per Capita Total Tax Levy . . . . .</b>	
	<b>\$51.51</b>
<b>Current</b>	
1950 taxes levied (total) . . . . .	\$27,429.94
Collected in 1950 . . . . .	23,237.08
Per cent of levy collected in 1950 . . . . .	84.71
Transferred to liens . . . . .	. . . . .
Cancelled, abated or adjusted . . . . .	. . . . .
Outstanding December 31, 1950 ..	\$4,192.86
<b>All Prior Years Outstanding</b>	
Balance January 1, 1950 . . . . .	\$3,867.86
Collected in 1950 . . . . .	3,023.22
Balance December 31, 1950 . . . . .	\$844.64
<b>Tax Title Liens Outstanding</b>	
Balance January 1, 1950 . . . . .	\$465.52
Redeemed by cash . . . . .	. . . . .
Balance December 31, 1950 . . . . .	\$465.52
<b>Property Acquired by Deed or Foreclosure</b>	
Balance January 1, 1950 . . . . .	. . . . .
Sale for cash . . . . .	. . . . .
Balance December 31, 1950 . . . . .	. . . . .
<b>CAPITAL DEBT, DECEMBER 31, 1950</b>	
<b>Gross Debt</b>	
School debt . . . . .	. . . . .
Self-liquidating debt. . . . .	. . . . .
Other capital debt ..	. . . . .
<b>TOTAL GROSS DEBT . . . . .</b>	<b>. . . . .</b>
<b>Per Capita Gross Debt . . . . .</b>	
	<b>. . . . .</b>
<b>Deductions for</b>	
School debt . . . . .	. . . . .
Self-liquidating debt. . . . .	. . . . .
Other capital debt ..	. . . . .
<b>TOTAL DEDUCTIONS . . . . .</b>	<b>. . . . .</b>
<b>NET DEBT . . . . .</b>	<b>. . . . .</b>
<b>Average Assessed Valuations</b>	
Real Property 1948-1949-1950..	\$406,925.00
<b>Per Cent of Net Debt . . . . .</b>	<b>. . . . .</b>
<b>CURRENT FINANCES DECEMBER 31, 1950</b>	
Cash . . . . .	\$10,723.07
Taxes receivable . . . . .	5,037.50
Tax title liens . . . . .	465.52
Foreclosed property . . . . .	. . . . .
Accounts receivable . . . . .	. . . . .
State road aid receivable . . . . .	. . . . .
Emergencies and deferred charges ..	1,536.69
<b>TOTAL ASSETS . . . . .</b>	<b>\$17,762.78</b>
Cash liabilities . . . . .	\$971.31
Reserves . . . . .	5,503.02
Surplus revenue . . . . .	11,288.45
<b>TOTAL LIABILITIES AND SURPLUS . . . . .</b>	<b>\$17,762.78</b>

## LINCOLN PARK BOROUGH—MORRIS COUNTY

Population Census, 1950—3,381      Land Area 7.0 sq. mi.      Net Valuation Taxable \$1,576,111  
 1940—2,186

### EXPENDITURES AND RE- QUIRED PAYMENTS FOR 1950

<b>General Government</b>	
Administrative and executive .....	\$6,700.00
Assessment and collection of taxes .....	8,625.00
Finance Department .....	.....
<b>Protection to Persons &amp; Property</b>	
Fire .....	3,500.00
Police .....	12,100.00
Other .....	.....
<b>Streets and Roads</b>	
Repairs and maintenance .....	19,170.00
Street lighting .....	4,900.00
<b>Sanitation</b>	
Street cleaning .....	.....
Garbage and ash removal .....	4,200.00
Sewers .....	.....
<b>Health and Charities</b>	
Health service .....	525.00
Poor (including relief) .....	100.00
Hospitals (aid and maintenance) .....	.....
Other .....	1,000.00
<b>Recreation</b>	
Beaches and boardwalks .....	.....
Parks and playgrounds .....	.....
Other .....	.....
<b>Educational</b>	
(Exclusive of school districts) ..	400.00
<b>Unclassified Purposes</b>	
(Including contingent) .....	450.00
<b>SUB-TOTAL—Municipal functions..</b>	<b>\$61,670.00</b>

<b>Per Capita—Municipal functions ....</b>	<b>\$18.24</b>
Capital imp'ts and capital imp't fund .....	\$7,000.00
<b>Debt Service</b>	
Principal payments ..	\$1,500.00
Interest payments ..	262.50

<b>Total .....</b>	<b>1,762.50</b>
<b>Per Capita Debt Service .....</b>	
	<b>\$0.52</b>
<b>Deferred Charges and Statutory Expenditures</b>	
Emergencies .....	\$1,450.00
Other deferred chgs. ....	3,216.23

<b>Total .....</b>	<b>4,666.23</b>
<b>TOTAL—Municipal expenditures ...</b>	<b>\$75,093.73</b>

<b>Required Payments for Local School, County, and Special District Taxes .....</b>	<b>110,735.49</b>
-------------------------------------------------------------------------------------	-------------------

<b>TOTAL EXPENDITURES AND REQUIRED PAYMENTS .....</b>	<b>\$185,834.22</b>
-------------------------------------------------------	---------------------

Reserve for uncollected taxes .....	\$27,182.63
<b>GRAND TOTAL—Budget .....</b>	<b>\$213,016.85</b>

### RECEIPTS AND REVENUES REALIZED IN 1950 TO MEET EXPENDITURES AND RE- QUIRED PAYMENTS

Surplus revenue appropriated ..	\$11,450.00
Miscellaneous revenues realized ..	30,680.19
State aid revenues realized .....	8,778.21
<b>Delinquent taxes including</b>	
liens—1950 collections .....	17,451.97
current taxes—1950 collections..	135,318.51
Emergency borrowings .....	.....

<b>TOTAL RECEIPTS AND REVENUES REALIZED .....</b>	<b>\$203,678.88</b>
---------------------------------------------------	---------------------

### CAPITAL OUTLAY—1950

Beaches and boardwalks .....	.....
Buildings and equipment .....	\$7.81
Parks and playgrounds .....	.....
Sewers .....	.....
Streets, roads and bridges .....	2,600.56
Water supply .....	.....
Other .....	.....

<b>Tax rate .....</b>	<b>\$9.95</b>
Local school tax rate .....	6.02
County tax rate .....	1.00
Local purpose tax rate ....	2.93

### TAXES

Local school tax ...	\$94,868.81	
County taxes .....	15,866.68	
Special district taxes .....	.....	
Local purpose levy .....	.....	\$110,735.49
		45,941.36
<b>Total tax levy (tax duplicate) ..</b>		<b>\$156,676.85</b>

<b>Per Capita Total Tax Levy .....</b>	<b>\$46.34</b>
----------------------------------------	----------------

### Current

1950 taxes levied (total) .....	\$158,690.27
Collected in 1950 .....	135,318.51
Per cent of levy collected in 1950 ...	85.27
Transferred to liens .....	3,520.11
Cancelled, abated or adjusted ....	1,452.94
Outstanding December 31, 1950 ..	\$18,398.71

### All Prior Years Outstanding

Balance January 1, 1950 .....	\$16,832.74
Collected in 1950 .....	16,012.73
Balance December 31, 1950 .....	\$20.20

### Tax Title Liens Outstanding

Balance January 1, 1950 .....	\$29,838.32
Redeemed by cash .....	1,439.18
Balance December 31, 1950 .....	\$32,619.47

### Property Acquired by Deed or Foreclosure

Balance January 1, 1950 .....	\$7,175.00
Sale for cash .....	4,541.00
Balance December 31, 1950 .....	\$4,650.00

### CAPITAL DEBT, DECEMBER 31, 1950

<b>Gross Debt</b>	
School debt .....	\$226,900.00
Self-liquidating debt. ....	.....
Other capital debt ..	.....
<b>TOTAL GROSS DEBT .....</b>	<b>\$226,900.00</b>

<b>Per Capita Gross Debt .....</b>	<b>\$67.11</b>
------------------------------------	----------------

### Deductions for

School debt .....	\$88,802.00
Self-liquidating debt. ....	.....
Other capital debt ..	.....
<b>TOTAL DEDUCTIONS .....</b>	<b>88,802.00</b>

<b>NET DEBT .....</b>	<b>\$138,098.00</b>
-----------------------	---------------------

### Average Assessed Valuations

Real Property 1948-1949-1950..	\$1,480,031.00
Per Cent of Net Debt .....	9.33

### CURRENT FINANCES DECEMBER 31, 1950

Cash .....	\$42,704.19
Taxes receivable .....	18,418.91
Tax title liens .....	32,619.47
Foreclosed property .....	4,650.00
Accounts receivable .....	489.12
State road aid receivable .....	5,400.00
Emergencies and deferred charges ..	1,200.00
<b>TOTAL ASSETS .....</b>	<b>\$105,481.69</b>

Cash liabilities .....	\$14,243.09
Reserves .....	56,177.50
Surplus revenue .....	35,061.10
<b>TOTAL LIABILITIES AND SURPLUS .....</b>	<b>\$105,481.69</b>

## LINDEN CITY—UNION COUNTY

Population Census, 1950—30,434      Land Area 11.0 sq. mi.      Net Valuation Taxable \$82,071,835  
 1940—24,115

<b>EXPENDITURES AND RE-REQUIRED PAYMENTS FOR 1950</b>	
<b>General Government</b>	
Administrative and executive . . .	\$136,760.00
Assessment and collection of taxes	51,315.00
Finance Department . . . . .	12,960.00
<b>Protection to Persons &amp; Property</b>	
Fire . . . . .	394,975.00
Police . . . . .	324,845.00
Other . . . . .	40,000.00
<b>Streets and Roads</b>	
Repairs and maintenance . . . . .	183,975.00
Street lighting . . . . .	61,500.00
<b>Sanitation</b>	
Street cleaning . . . . .	27,300.00
Garbage and ash removal . . . . .	59,050.00
Sewers . . . . .	26,175.00
<b>Health and Charities</b>	
Health service . . . . .	37,075.00
Poor (including relief) . . . . .	50,620.00
Hospitals (aid and maintenance) . . . . .	2,065.00
Other . . . . .	2,065.00
<b>Recreation</b>	
Beaches and boardwalks . . . . .	25,960.00
Parks and playgrounds . . . . .	46,080.00
Other . . . . .	53,980.00
<b>Educational</b> (Exclusive of school districts) . . . . .	
Unclassified Purposes (Including contingent) . . . . .	141,710.00
<b>SUB-TOTAL—Municipal functions..</b>	<b>\$1,676,345.00</b>
<b>Per Capita—Municipal functions . . . . .</b>	<b>\$55.08</b>
Capital imp'ts and capital imp't fund	\$28,500.00
<b>Debt Service</b>	
Principal payments . . . . .	\$321,250.00
Interest payments . . . . .	182,663.75
<b>Total . . . . .</b>	<b>503,913.75</b>
<b>Per Capita Debt Service . . . . .</b>	<b>\$16.56</b>
<b>Deferred Charges and Statutory Expenditures</b>	
Emergencies . . . . .	\$5,000.00
Other deferred chgs. . . . .	105,519.90
<b>Total . . . . .</b>	<b>110,519.90</b>
<b>TOTAL—Municipal expenditures . . . . .</b>	<b>\$2,319,278.65</b>
<b>Required Payments for Local School, County, and Special District Taxes . . . . .</b>	
	<b>1,781,167.30</b>
<b>TOTAL EXPENDITURES AND REQUIRED PAYMENTS . . . . .</b>	<b>\$4,100,445.95</b>
Reserve for uncollected taxes . . . . .	\$137,569.62
<b>GRAND TOTAL—Budget . . . . .</b>	<b>\$4,238,015.57</b>
<b>RECEIPTS AND REVENUES REALIZED IN 1950 TO MEET EXPENDITURES AND RE-REQUIRED PAYMENTS</b>	
Surplus revenue appropriated . . . . .	\$294,852.00
Miscellaneous revenues realized. . . . .	404,967.23
State aid revenues realized . . . . .	28,537.81
Delinquent taxes including liens—1950 collections . . . . .	57,752.47
Current taxes—1950 collections..	3,550,108.87
Emergency borrowings . . . . .	4,813.44
<b>TOTAL RECEIPTS AND REVENUES REALIZED . . . . .</b>	<b>\$4,336,218.38</b>
<b>CAPITAL OUTLAY—1950</b>	
Beaches and boardwalks . . . . .	\$32,353.27
Buildings and equipment . . . . .	3,599.94
Parks and playgrounds . . . . .	4,932.14
Sewers . . . . .	86,424.44
Streets, roads and bridges . . . . .	4,813.44
Water supply . . . . .	4,813.44
Other . . . . .	4,813.44

Tax rate . . . . .	\$4.34
Local school tax rate . . . . .	1.38
County tax rate . . . . .	0.79
Local purpose tax rate . . . . .	2.17
<b>TAXES</b>	
Local school tax . . . . .	\$1,133,557.74
County taxes . . . . .	647,609.56
Special district taxes . . . . .	1,781,167.30
<b>Local purpose levy . . . . .</b>	<b>1,784,657.90</b>
<b>Total tax levy (tax duplicate) . . . . .</b>	<b>\$3,565,825.20</b>
<b>Per Capita Total Tax Levy . . . . .</b>	<b>\$117.17</b>
<b>Current</b>	
1950 taxes levied (total) . . . . .	\$3,620,326.33
Collected in 1950 . . . . .	3,550,108.87
Per cent of levy collected in 1950 . . . . .	98.06
Transferred to liens . . . . .	16,656.36
Cancelled, abated or adjusted . . . . .	2,584.88
Outstanding December 31, 1950 . . . . .	\$50,976.22
<b>All Prior Years Outstanding</b>	
Balance January 1, 1950 . . . . .	\$51,493.91
Collected in 1950 . . . . .	42,530.25
Balance December 31, 1950 . . . . .	\$7,067.02
<b>Tax Title Liens Outstanding</b>	
Balance January 1, 1950 . . . . .	\$230,451.99
Redeemed by cash . . . . .	15,222.22
Balance December 31, 1950 . . . . .	\$214,635.02
<b>Property Acquired by Deed or Foreclosure</b>	
Balance January 1, 1950 . . . . .	\$284,722.31
Sale for cash . . . . .	51,609.66
Balance December 31, 1950 . . . . .	\$278,510.99
<b>CAPITAL DEBT, DECEMBER 31, 1950</b>	
<b>Gross Debt</b>	
School debt . . . . .	\$3,131,500.00
Self-liquidating debt. . . . .	2,843,819.00
Other capital debt . . . . .	2,843,819.00
<b>TOTAL GROSS DEBT . . . . .</b>	<b>\$5,975,319.00</b>
<b>Per Capita Gross Debt . . . . .</b>	<b>\$196.34</b>
<b>Deductions for</b>	
School debt . . . . .	\$3,131,500.00
Self-liquidating debt. . . . .	214,635.02
Other capital debt . . . . .	231,755.00
<b>TOTAL DEDUCTIONS . . . . .</b>	<b>3,363,255.00</b>
<b>NET DEBT . . . . .</b>	<b>\$2,612,064.00</b>
<b>Average Assessed Valuations</b>	
Real Property 1948-1949-1950..	\$60,686,756.00
Per Cent of Net Debt . . . . .	4.30
<b>CURRENT FINANCES DECEMBER 31, 1950</b>	
Cash . . . . .	\$496,220.07
Taxes receivable . . . . .	58,043.24
Tax title liens . . . . .	214,635.02
Foreclosed property . . . . .	278,510.99
Accounts receivable . . . . .	4,813.44
State road aid receivable . . . . .	42,068.00
Emergencies and deferred charges . . . . .	11,500.00
<b>TOTAL ASSETS . . . . .</b>	<b>\$1,105,790.76</b>
Cash liabilities . . . . .	\$216,983.22
Reserves . . . . .	556,002.69
Surplus revenue . . . . .	332,804.85
<b>TOTAL LIABILITIES AND SURPLUS . . . . .</b>	<b>\$1,105,790.76</b>

## LINDENWOLD BOROUGH—CAMDEN COUNTY

Population Census, 1950—3,462  
1940—2,552

Land Area 3.89 sq. mi.

Net Valuation Taxable \$1,695,848

### EXPENDITURES AND RE- QUIRED PAYMENTS FOR 1950

<b>General Government</b>	
Administrative and executive .....	\$7,560.00
Assessment and collection of taxes .....	11,515.00
Finance Department .....	.....
<b>Protection to Persons &amp; Property</b>	
Fire .....	4,750.00
Police .....	3,555.00
Other .....	.....
<b>Streets and Roads</b>	
Repairs and maintenance .....	14,425.00
Street lighting .....	7,300.00
<b>Sanitation</b>	
Street cleaning .....	.....
Garbage and ash removal .....	.....
Sewers .....	.....
<b>Health and Charities</b>	
Health service .....	1,190.00
Poor (including relief) .....	3,300.00
Hospitals (aid and maintenance) .....	.....
Other .....	.....
<b>Recreation</b>	
Beaches and boardwalks .....	.....
Parks and playgrounds .....	.....
Other .....	.....
<b>Educational</b>	
(Exclusive of school districts) ..	.....
<b>Unclassified Purposes</b>	
(Including contingent) .....	200.00
<b>SUB-TOTAL—Municipal functions ..</b>	<b>\$53,795.00</b>

<b>Per Capita—Municipal functions ....</b>	<b>\$15.54</b>
Capital imp'ts and capital imp't fund .....	\$5,805.00
<b>Debt Service</b>	
Principal payments ..	\$11,000.00
Interest payments ..	6,805.00
<b>Total .....</b>	<b>17,805.00</b>
<b>Per Capita Debt Service .....</b>	<b>\$5.14</b>
<b>Deferred Charges and Statutory Expenditures</b>	
Emergencies .....	\$516.70
Other deferred chgs. ....	15.81
<b>Total .....</b>	<b>532.51</b>

<b>TOTAL—Municipal expenditures ...</b>	<b>\$77,937.51</b>
<b>Required Payments for Local School, County, and Special District Taxes .....</b>	<b>91,967.49</b>

<b>TOTAL EXPENDITURES AND REQUIRED PAYMENTS .....</b>	<b>\$169,905.00</b>
Reserve for uncollected taxes .....	\$38,047.29
<b>GRAND TOTAL—Budget .....</b>	<b>\$207,952.29</b>

### RECEIPTS AND REVENUES REALIZED IN 1950 TO MEET EXPENDITURES AND RE- QUIRED PAYMENTS

Surplus revenue appropriated ..	\$29,800.00
Miscellaneous revenues realized ..	22,325.66
State aid revenues realized .....	8,165.50
Delinquent taxes including	
liens—1950 collections .....	21,661.32
current taxes—1950 collections ..	112,614.48
Emergency borrowings .....	.....
<b>TOTAL RECEIPTS AND REVENUES REALIZED .....</b>	<b>\$194,566.96</b>

### CAPITAL OUTLAY—1950

Beaches and boardwalks .....	.....
Buildings and equipment .....	.....
Parks and playgrounds .....	.....
Sewers .....	.....
Streets, roads and bridges .....	\$3,116.22
Water supply .....	.....
Other .....	.....

<b>Tax rate .....</b>	<b>\$7.64</b>
Local school tax rate .....	3.99
County tax rate .....	1.44
Local purpose tax rate .....	2.21

### TAXES

Local school tax ...	\$67,582.42	
County taxes .....	24,385.07	
Special district taxes .....	.....	
<b>Local purpose levy .....</b>	<b>.....</b>	<b>\$91,967.49</b>
<b>Total tax levy (tax duplicate) ..</b>	<b>.....</b>	<b>\$129,297.49</b>

<b>Per Capita Total Tax Levy .....</b>	<b>\$37.35</b>
----------------------------------------	----------------

### Current

1950 taxes levied (total) .....	\$133,053.62
Collected in 1950 .....	112,614.48
Per cent of levy col- lected in 1950 ...	84.63
Transferred to liens .....	.....
Cancelled, abated or adjusted ...	.....
Outstanding December 31, 1950 ..	\$20,439.14

### All Prior Years Outstanding

Balance January 1, 1950 .....	\$21,000.97
Collected in 1950 .....	17,964.03
Balance December 31, 1950 .....	\$3,036.97

### Tax Title Liens Outstanding

Balance January 1, 1950 .....	\$128,738.46
Redeemed by cash .....	3,697.29
Balance December 31, 1950 .....	\$125,041.17

### Property Acquired by Deed or Foreclosure

Balance January 1, 1950 .....	\$101,539.00
Sale for cash .....	2,175.00
Balance December 31, 1950 .....	\$99,364.00

### CAPITAL DEBT, DECEMBER 31, 1950

<b>Gross Debt</b>	
School debt .....	\$103,730.00
Self-liquidating debt. ....	.....
Other capital debt ..	155,788.00
<b>TOTAL GROSS DEBT .....</b>	<b>\$259,518.00</b>

<b>Per Capita Gross Debt .....</b>	<b>\$74.96</b>
------------------------------------	----------------

### Deductions for

School debt .....	\$103,730.00
Self-liquidating debt. ....	.....
Other capital debt ..	4,000.00
<b>TOTAL DEDUCTIONS .....</b>	<b>107,730.00</b>
<b>NET DEBT .....</b>	<b>\$151,788.00</b>

### Average Assessed Valuations

Real Property 1948-1949-1950 ..	\$1,728,000.00
Per Cent of Net Debt .....	8.78

### CURRENT FINANCES DECEMBER 31, 1950

Cash .....	\$54,474.15
Taxes receivable .....	23,476.08
Tax title liens .....	125,041.17
Foreclosed property .....	99,364.00
Accounts receivable .....	2,877.72
State road aid receivable .....	4,000.00
Emergencies and deferred charges ..	1,130.52
<b>TOTAL ASSETS .....</b>	<b>\$310,363.64</b>
Cash liabilities .....	\$13,403.01
Reserves .....	250,758.97
Surplus revenue .....	46,201.66

<b>TOTAL LIABILITIES AND SURPLUS .....</b>	<b>\$310,363.64</b>
--------------------------------------------	---------------------

**LINWOOD CITY—ATLANTIC COUNTY**

Population Census, 1950—1,930      Land Area 4.14 sq. mi.      Net Valuation Taxable \$835,556  
 1940—1,479

**EXPENDITURES AND REQUIRED PAYMENTS FOR 1950**

<b>General Government</b>	
Administrative and executive . . .	\$5,540.00
Assessment and collection of taxes	5,514.00
Finance Department . . . . .	225.00
<b>Protection to Persons &amp; Property</b>	
Fire . . . . .	8,275.00
Police . . . . .	9,441.00
Other . . . . .	.....
<b>Streets and Roads</b>	
Repairs and maintenance . . . . .	19,110.78
Street lighting . . . . .	4,200.00
<b>Sanitation</b>	
Street cleaning . . . . .	.....
Garbage and ash removal . . . . .	200.00
Sewers . . . . .	.....
<b>Health and Charities</b>	
Health service . . . . .	760.00
Poor (including relief) . . . . .	1,000.00
Hospitals (aid and maintenance) .	300.00
Other . . . . .	.....
<b>Recreation</b>	
Beaches and boardwalks . . . . .	.....
Parks and playgrounds . . . . .	.....
Other . . . . .	.....
<b>Educational</b>	
(Exclusive of school districts) . .	380.00
<b>Unclassified Purposes</b>	
(Including contingent) . . . . .	955.00
<b>SUB-TOTAL—Municipal functions . .</b>	<b>\$55,900.78</b>

<b>Per Capita—Municipal functions . . . . .</b>	
Capital imp'ts and capital imp't fund	\$7,300.00
<b>Debt Service</b>	
Principal payments . . . . .	\$6,000.00
Interest payments . . . . .	5,560.00
<b>Total . . . . .</b>	<b>11,560.00</b>
<b>Per Capita Debt Service . . . . .</b>	
<b>Deferred Charges and Statutory Expenditures</b>	<b>\$5.99</b>
Emergencies . . . . .	\$1,600.00
Other deferred chgs. . . . .	.....
<b>Total . . . . .</b>	<b>1,600.00</b>

<b>TOTAL—Municipal expenditures . . .</b>	<b>\$76,360.78</b>
<b>Required Payments for Local School, County, and Special District Taxes . . . . .</b>	
	63,618.19

<b>TOTAL EXPENDITURES AND REQUIRED PAYMENTS . . . . .</b>	<b>\$139,978.97</b>
Reserve for uncollected taxes . . . . .	\$19,894.72
<b>GRAND TOTAL—Budget . . . . .</b>	<b>\$159,873.69</b>

<b>RECEIPTS AND REVENUES REALIZED IN 1950 TO MEET EXPENDITURES AND REQUIRED PAYMENTS</b>	
Surplus revenue appropriated . . .	\$27,500.00
Miscellaneous revenues realized . .	22,244.52
State aid revenues realized . . . . .	10,824.01
Delinquent taxes including	
liens—1950 collections . . . . .	10,346.25
Current taxes—1950 collections . .	80,984.86
Emergency borrowings . . . . .	.....
<b>TOTAL RECEIPTS AND REVENUES REALIZED . . . . .</b>	<b>\$151,899.64</b>

<b>CAPITAL OUTLAY—1950</b>	
Beaches and boardwalks . . . . .	.....
Buildings and equipment . . . . .	.....
Parks and playgrounds . . . . .	.....
Sewers . . . . .	.....
Streets, roads and bridges . . . . .	.....
Water supply . . . . .	.....
Other . . . . .	.....

<b>Tax rate . . . . .</b>	<b>\$11.51</b>
Local school tax rate . . . . .	6.13
County tax rate . . . . .	1.49
Local purpose tax rate . . . . .	3.89

**TAXES**

Local school tax . . . . .	\$51,200.00	
County taxes . . . . .	12,418.19	
Special district taxes . . . . .	.....	
<b>Local purpose levy . . . . .</b>	<b>32,473.50</b>	
<b>Total tax levy (tax duplicate) . .</b>	<b>\$96,091.69</b>	

<b>Per Capita Total Tax Levy . . . . .</b>		<b>\$49.79</b>
<b>Current</b>		
1950 taxes levied (total) . . . . .	\$99,280.09	
Collected in 1950 . . . . .	80,984.86	
Per cent of levy collected in 1950 . . . . .	81.57	
Transferred to liens . . . . .	5,327.15	
Cancelled, abated or adjusted . . . .	1,736.60	
Outstanding December 31, 1950 . . .	\$11,231.48	

<b>All Prior Years Outstanding</b>	
Balance January 1, 1950 . . . . .	\$8,273.19
Collected in 1950 . . . . .	6,689.05
Balance December 31, 1950 . . . . .	\$1,001.02

<b>Tax Title Liens Outstanding</b>	
Balance January 1, 1950 . . . . .	\$78,485.05
Redeemed by cash . . . . .	3,652.51
Balance December 31, 1950 . . . . .	\$69,029.16

<b>Property Acquired by Deed or Foreclosure</b>	
Balance January 1, 1950 . . . . .	\$67,350.10
Sale for cash . . . . .	27,692.35
Balance December 31, 1950 . . . . .	\$40,498.75

**CAPITAL DEBT, DECEMBER 31, 1950**

<b>Gross Debt</b>	
School debt . . . . .	\$14,000.00
Self-liquidating debt. . . . .	.....
Other capital debt . . . . .	133,000.00

<b>TOTAL GROSS DEBT . . . . .</b>	<b>\$147,000.00</b>
<b>Per Capita Gross Debt . . . . .</b>	<b>\$76.17</b>

<b>Deductions for</b>	
School debt . . . . .	\$14,000.00
Self-liquidating debt. . . . .	.....
Other capital debt . . . . .	.....

<b>TOTAL DEDUCTIONS . . . . .</b>	<b>14,000.00</b>
<b>NET DEBT . . . . .</b>	<b>\$133,000.00</b>

<b>Average Assessed Valuations</b>	
Real Property 1948-1949-1950 . . .	\$772,766.00
Per Cent of Net Debt . . . . .	17.21

<b>CURRENT FINANCES DECEMBER 31, 1950</b>	
Cash . . . . .	\$91,632.45
Taxes receivable . . . . .	12,232.50
Tax title liens . . . . .	69,029.16
Foreclosed property . . . . .	40,498.75
Accounts receivable . . . . .	4,092.66
State road aid receivable . . . . .	1,500.00
Emergencies and deferred charges . .	2,455.00
<b>TOTAL ASSETS . . . . .</b>	<b>\$221,440.52</b>

Cash liabilities . . . . .	\$21,531.66
Reserves . . . . .	125,853.07
Surplus revenue . . . . .	74,055.79

<b>TOTAL LIABILITIES AND SURPLUS . . . . .</b>	<b>\$221,440.52</b>
------------------------------------------------	---------------------

**LITTLE EGG HARBOR TOWNSHIP—OCEAN COUNTY**

Population Census, 1950—640  
1940—577

Land Area 48.2 sq. mi.

Net Valuation Taxable \$519,302

**EXPENDITURES AND REQUIRED PAYMENTS FOR 1950**

<b>General Government</b>	
Administrative and executive .....	\$5,600.00
Assessment and collection of taxes .....	1,475.00
Finance Department .....	410.00
<b>Protection to Persons &amp; Property</b>	
Fire .....	800.00
Police .....	250.00
Other .....	.....
<b>Streets and Roads</b>	
Repairs and maintenance .....	7,946.66
Street lighting .....	1,700.00
<b>Sanitation</b>	
Street cleaning .....	.....
Garbage and ash removal .....	.....
Sewers .....	.....
<b>Health and Charities</b>	
Health service .....	50.00
Poor (including relief) .....	891.00
Hospitals (aid and maintenance) .....	.....
Other .....	.....
<b>Recreation</b>	
Beaches and boardwalks .....	.....
Parks and playgrounds .....	.....
Other .....	.....
<b>Educational</b>	
(Exclusive of school districts) ..	.....
<b>Unclassified Purposes</b>	
(Including contingent) .....	550.00
<b>SUB-TOTAL—Municipal functions..</b>	<b>\$19,672.66</b>

<b>Per Capita—Municipal functions .....</b>	<b>\$30.74</b>
Capital imp'ts and capital imp't fund .....	.....
<b>Debt Service</b>	
Principal payments ..	.....
Interest payments ..	\$25.00
<b>Total .....</b>	<b>\$25.00</b>
<b>Per Capita Debt Service .....</b>	<b>\$0.04</b>
<b>Deferred Charges and Statutory Expenditures</b>	
Emergencies .....	.....
Other deferred chgs. ....	.....
<b>Total .....</b>	<b>.....</b>

**TOTAL—Municipal expenditures ... \$19,697.66**

**Required Payments for Local School, County, and Special District Taxes .....** 26,274.46

**TOTAL EXPENDITURES AND REQUIRED PAYMENTS .....** **\$45,972.12**

Reserve for uncollected taxes .....

**GRAND TOTAL—Budget .....** **\$51,076.31**

**RECEIPTS AND REVENUES REALIZED IN 1950 TO MEET EXPENDITURES AND REQUIRED PAYMENTS**

Surplus revenue appropriated ..	\$3,000.00
Miscellaneous revenues realized ..	9,775.62
State aid revenues realized .....	5,532.00
<b>Delinquent taxes including</b>	
liens—1950 collections .....	2,711.70
current taxes—1950 collections..	29,091.45
Emergency borrowings .....	.....
<b>TOTAL RECEIPTS AND REVENUES REALIZED .....</b>	<b>\$50,110.77</b>

**CAPITAL OUTLAY—1950**

Beaches and boardwalks .....	.....
Buildings and equipment .....	.....
Parks and playgrounds .....	.....
Sewers .....	.....
Streets, roads and bridges .....	.....
Water supply .....	.....
Other .....	.....

<b>Tax rate .....</b>	<b>\$6.40</b>
Local school tax rate .....	3.02
County tax rate .....	2.03
Local purpose tax rate ....	1.35

**TAXES**

Local school tax ...	\$15,707.40	
County taxes .....	10,567.06	
Special district taxes .....	.....	
Local purpose levy .....	.....	\$26,274.46
		6,909.85
<b>Total tax levy (tax duplicate) ..</b>		<b>\$33,184.31</b>

**Per Capita Total Tax Levy .....** **\$51.85**

**Current**

1950 taxes levied (total) .....	\$33,310.78
Collected in 1950 .....	29,091.45
Per cent of levy collected in 1950 ...	87.33
Transferred to liens .....	1,076.52
Canceled, abated or adjusted ...	646.40
Outstanding December 31, 1950 ..	\$2,496.41

**All Prior Years Outstanding**

Balance January 1, 1950 .....	\$3,892.85
Collected in 1950 .....	2,621.58
Balance December 31, 1950 .....	\$1,073.22

**Tax Title Liens Outstanding**

Balance January 1, 1950 .....	\$35,599.24
Redeemed by cash .....	90.12
Balance December 31, 1950 .....	\$36,783.69

**Property Acquired by Deed or Foreclosure**

Balance January 1, 1950 .....	\$9,770.00
Sale for cash .....	.....
Balance December 31, 1950 .....	\$9,770.00

**CAPITAL DEBT, DECEMBER 31, 1950**

<b>Gross Debt</b>	
School debt .....	\$47,000.00
Self-liquidating debt. ....	.....
Other capital debt ..	.....
<b>TOTAL GROSS DEBT .....</b>	<b>\$47,000.00</b>

**Per Capita Gross Debt .....** **\$73.44**

**Deductions for**

School debt .....	\$23,330.00
Self-liquidating debt. ....	.....
Other capital debt ..	.....
<b>TOTAL DEDUCTIONS .....</b>	<b>23,330.00</b>

**NET DEBT .....** **\$23,670.00**

**Average Assessed Valuations**

Real Property 1948-1949-1950 ..	\$388,828.00
Per Cent of Net Debt .....	6.03

**CURRENT FINANCES DECEMBER 31, 1950**

Cash .....	\$15,292.58
Taxes receivable .....	3,569.63
Tax title liens .....	36,783.69
Foreclosed property .....	9,770.00
Accounts receivable .....	.....
State road aid receivable .....	2,200.00
Emergencies and deferred charges ..	.....
<b>TOTAL ASSETS .....</b>	<b>\$67,615.90</b>

Cash liabilities .....	\$5,216.60
Reserves .....	50,123.32
Surplus revenue .....	12,275.98
<b>TOTAL LIABILITIES AND SURPLUS .....</b>	<b>\$67,615.90</b>

LITTLE FALLS TOWNSHIP—PASSAIC COUNTY

Population Census, 1950—6,426 Land Area 2.8 sq. mi. Net Valuation Taxable \$6,726,069  
 1940—5,368

EXPENDITURES AND REQUIRED PAYMENTS FOR 1950

<b>General Government</b>	
Administrative and executive . . . . .	\$21,154.00
Assessment and collection of taxes . . . . .	3,450.57
Finance Department . . . . .	2,800.00
<b>Protection to Persons &amp; Property</b>	
Fire . . . . .	11,454.00
Police . . . . .	34,650.43
Other . . . . .	.....
<b>Streets and Roads</b>	
Repairs and maintenance . . . . .	28,850.00
Street lighting . . . . .	6,000.00
<b>Sanitation</b>	
Street cleaning . . . . .	.....
Garbage and ash removal . . . . .	13,000.00
Sewers . . . . .	24,360.00
<b>Health and Charities</b>	
Health service . . . . .	4,525.00
Poor (including relief) . . . . .	2,630.00
Hospitals (aid and maintenance) . . . . .	.....
Other . . . . .	.....
<b>Recreation</b>	
Beaches and boardwalks . . . . .	.....
Parks and playgrounds . . . . .	1,500.00
Other . . . . .	.....
<b>Educational</b>	
(Exclusive of school districts) . . . . .	6,100.00
<b>Unclassified Purposes</b>	
(Including contingent) . . . . .	1,900.00
<b>SUB-TOTAL—Municipal functions..</b>	<b>\$162,374.00</b>

<b>Per Capita—Municipal functions . . . . .</b>	<b>\$25.27</b>
Capital imp'ts and capital imp't fund . . . . .	\$22,166.66
<b>Debt Service</b>	
Principal payments . . . . .	\$22,956.70
Interest payments . . . . .	5,738.75
<b>Total . . . . .</b>	<b>28,695.45</b>
<b>Per Capita Debt Service . . . . .</b>	
<b>\$4.47</b>	
<b>Deferred Charges and Statutory Expenditures</b>	
Emergencies . . . . .	\$1,000.00
Other deferred chgs. . . . .	9,304.57
<b>Total . . . . .</b>	<b>10,304.57</b>

TOTAL—Municipal expenditures . . . . . \$223,540.68

Required Payments for Local School, County, and Special District Taxes . . . . . 282,568.90

TOTAL EXPENDITURES AND REQUIRED PAYMENTS . . . . . \$506,109.58

Reserve for uncollected taxes . . . . . \$76,803.90

GRAND TOTAL—Budget . . . . . \$582,913.48

RECEIPTS AND REVENUES REALIZED IN 1950 TO MEET EXPENDITURES AND REQUIRED PAYMENTS

Surplus revenue appropriated . . . . .	\$94,000.00
Miscellaneous revenues realized . . . . .	63,848.55
State aid revenues realized . . . . .	13,558.93
<b>Delinquent taxes including</b>	
liens—1950 collections . . . . .	35,661.34
Current taxes—1950 collections..	384,063.13
Emergency borrowings . . . . .	.....
<b>TOTAL RECEIPTS AND REVENUES REALIZED . . . . .</b>	<b>\$591,131.95</b>

CAPITAL OUTLAY—1950

Beaches and boardwalks . . . . .	.....
Buildings and equipment . . . . .	.....
Parks and playgrounds . . . . .	.....
Sewers . . . . .	\$12,043.48
Streets, roads and bridges . . . . .	984.20
Water supply . . . . .	.....
Other . . . . .	.....

	Real Property	2nd Class R. R. Prop. & Personal Prop.
Tax rate . . . . .	\$6.19	\$6.09

TAXES

Local school tax . . . . .	\$217,713.14	
County taxes . . . . .	64,855.76	
Special district taxes . . . . .	.....	
Local purpose levy . . . . .		\$282,568.90
		134,199.58
<b>Total tax levy (tax duplicate) . .</b>		<b>\$416,768.48</b>

<b>Per Capita Total Tax Levy . . . . .</b>		<b>\$64.86</b>
<b>Current</b>		
1950 taxes levied (total) . . . . .		\$420,795.19
Collected in 1950 . . . . .		384,063.13
Per cent of levy collected in 1950 . . . . .	91.27	
Transferred to liens . . . . .		2,013.44
Cancelled, abated or adjusted . . . . .		450.51
Outstanding December 31, 1950 . .		\$34,268.11

<b>All Prior Years Outstanding</b>	
Balance January 1, 1950 . . . . .	\$63,208.23
Collected in 1950 . . . . .	34,654.01
Balance December 31, 1950 . . . . .	\$28,493.81

<b>Tax Title Liens Outstanding</b>	
Balance January 1, 1950 . . . . .	\$34,126.84
Redeemed by cash . . . . .	1,007.33
Balance December 31, 1950 . . . . .	\$34,976.59

<b>Property Acquired by Deed or Foreclosure</b>	
Balance January 1, 1950 . . . . .	\$38,440.00
Sale for cash . . . . .	6,450.00
Balance December 31, 1950 . . . . .	\$33,090.00

CAPITAL DEBT, DECEMBER 31, 1950

<b>Gross Debt</b>	
School debt . . . . .	\$545,593.00
Self-liquidating debt. . . . .	1,007.33
Other capital debt . . . . .	179,903.00
<b>TOTAL GROSS DEBT . . . . .</b>	<b>\$725,496.00</b>
<b>Per Capita Gross Debt . . . . .</b>	
<b>\$112.90</b>	

<b>Deductions for</b>	
School debt . . . . .	\$503,656.00
Self-liquidating debt. . . . .	1,287.93
Other capital debt . . . . .	5,323.00
<b>TOTAL DEDUCTIONS . . . . .</b>	<b>508,979.00</b>

NET DEBT . . . . . \$216,517.00

Average Assessed Valuations  
 Real Property 1948-1949-1950.. \$5,751,052.00  
 Per Cent of Net Debt . . . . . 3.76

CURRENT FINANCES DECEMBER 31, 1950

Cash . . . . .	\$162,764.36
Taxes receivable . . . . .	62,761.92
Tax title liens . . . . .	34,976.59
Foreclosed property . . . . .	33,090.00
Accounts receivable . . . . .	1,287.93
State road aid receivable . . . . .	12,892.57
Emergencies and deferred charges . .	1,600.00
<b>TOTAL ASSETS . . . . .</b>	<b>\$309,373.37</b>

Cash liabilities . . . . .	\$27,128.46
Reserves . . . . .	132,116.44
Surplus revenue . . . . .	150,128.47

TOTAL LIABILITIES AND SURPLUS . . . . . \$309,373.37

## LITTLE FERRY BOROUGH—BERGEN COUNTY

Population Census, 1950—4,960      Land Area 1.5 sq. mi.      Net Valuation Taxable \$3,014,953  
 1940—4,545

### EXPENDITURES AND REQUIRED PAYMENTS FOR 1950

<b>General Government</b>	
Administrative and executive . . . . .	\$12,214.00
Assessment and collection of taxes	7,601.02
Finance Department . . . . .	.....
<b>Protection to Persons &amp; Property</b>	
Fire . . . . .	15,550.00
Police . . . . .	36,691.47
Other . . . . .	.....
<b>Streets and Roads</b>	
Repairs and maintenance . . . . .	10,650.00
Street lighting . . . . .	5,400.00
<b>Sanitation</b>	
Street cleaning . . . . .	.....
Garbage and ash removal . . . . .	7,200.00
Sewers . . . . .	19,115.00
<b>Health and Charities</b>	
Health service . . . . .	2,350.00
Poor (including relief) . . . . .	6,550.00
Hospitals (aid and maintenance) . . . . .	.....
Other . . . . .	.....
<b>Recreation</b>	
Beaches and boardwalks . . . . .	.....
Parks and playgrounds . . . . .	1,750.00
Other . . . . .	.....
<b>Educational</b>	
(Exclusive of school districts) . . . . .	6,850.00
<b>Unclassified Purposes</b>	
(Including contingent) . . . . .	500.00
<b>SUB-TOTAL—Municipal functions..</b>	<b>\$132,421.49</b>

<b>Per Capita—Municipal functions . . . . .</b>	<b>\$26.70</b>
Capital imp'ts and capital imp't fund	\$3,750.00
<b>Debt Service</b>	
Principal payments . . . . .	\$25,000.00
Interest payments . . . . .	5,812.50
<b>Total . . . . .</b>	<b>30,812.50</b>
<b>Per Capita Debt Service . . . . .</b>	<b>\$6.21</b>
<b>Deferred Charges and Statutory Expenditures</b>	
Emergencies . . . . .	\$1,000.00
Other deferred chgs. . . . .	.....
<b>Total . . . . .</b>	<b>1,000.00</b>

**TOTAL—Municipal expenditures . . . . .** **\$167,983.99**

**Required Payments for Local School, County, and Special District Taxes . . . . .** **144,664.93**

**TOTAL EXPENDITURES AND REQUIRED PAYMENTS . . . . .** **\$312,648.92**

Reserve for uncollected taxes . . . . . \$24,972.48

**GRAND TOTAL—Budget . . . . .** **\$337,621.40**

### RECEIPTS AND REVENUES REALIZED IN 1950 TO MEET EXPENDITURES AND REQUIRED PAYMENTS

Surplus revenue appropriated . . . . .	\$33,807.77
Miscellaneous revenues realized . . . . .	44,437.89
State aid revenues realized . . . . .	3,357.00
Delinquent taxes including	
liens—1950 collections . . . . .	13,155.94
Current taxes—1950 collections..	232,002.44
Emergency borrowings . . . . .	.....
<b>TOTAL RECEIPTS AND REVENUES REALIZED . . . . .</b>	<b>\$326,761.04</b>

### CAPITAL OUTLAY—1950

Beaches and boardwalks . . . . .	.....
Buildings and equipment . . . . .	.....
Parks and playgrounds . . . . .	.....
Sewers . . . . .	.....
Streets, roads and bridges . . . . .	.....
Water supply . . . . .	.....
Other . . . . .	\$43,777.31

<b>Tax rate . . . . .</b>	<b>\$8.29</b>
Local school tax rate . . . . .	3.98
County tax rate . . . . .	0.82
Local purpose tax rate . . . . .	3.49

### TAXES

Local school tax . . . . .	\$120,079.58	
County taxes . . . . .	24,585.35	
Special district taxes . . . . .	.....	
Local purpose levy . . . . .	.....	\$144,664.93
		105,145.21
<b>Total tax levy (tax duplicate) ..</b>		<b>\$249,810.14</b>
<b>Per Capita Total Tax Levy . . . . .</b>		<b>\$50.36</b>

<b>Current</b>	
1950 taxes levied (total) . . . . .	\$251,453.17
Collected in 1950 . . . . .	232,002.44
Per cent of levy collected in 1950 . . . . .	92.26
Transferred to liens . . . . .	3,201.64
Cancelled, abated or adjusted . . . . .	583.68
Outstanding December 31, 1950 . . . . .	\$15,665.41

<b>All Prior Years Outstanding</b>	
Balance January 1, 1950 . . . . .	\$19,487.40
Collected in 1950 . . . . .	12,787.49
Balance December 31, 1950 . . . . .	\$6,696.03

<b>Tax Title Liens Outstanding</b>	
Balance January 1, 1950 . . . . .	\$24,242.01
Redeemed by cash . . . . .	368.45
Balance December 31, 1950 . . . . .	\$27,427.07

<b>Property Acquired by Deed or Foreclosure</b>	
Balance January 1, 1950 . . . . .	\$103,779.00
Sale for cash . . . . .	3,500.00
Balance December 31, 1950 . . . . .	\$97,744.00

### CAPITAL DEBT, DECEMBER 31, 1950

<b>Gross Debt</b>	
School debt . . . . .	.....
Self-liquidating debt . . . . .	.....
Other capital debt . . . . .	\$208,500.00

**TOTAL GROSS DEBT . . . . .** **\$208,500.00**  
**Per Capita Gross Debt . . . . .** **\$42.04**

<b>Deductions for</b>	
School debt . . . . .	.....
Self-liquidating debt . . . . .	.....
Other capital debt . . . . .	.....

**TOTAL DEDUCTIONS . . . . .** **.....**  
**NET DEBT . . . . .** **\$208,500.00**

<b>Average Assessed Valuations</b>	
Real Property 1948-1949-1950..	\$2,712,990.00
Per Cent of Net Debt . . . . .	7.68

### CURRENT FINANCES DECEMBER 31, 1950

Cash . . . . .	\$44,027.88
Taxes receivable . . . . .	22,361.44
Tax title liens . . . . .	27,427.07
Foreclosed property . . . . .	97,744.00
Accounts receivable . . . . .	958.24
State road aid receivable . . . . .	4,584.94
Emergencies and deferred charges . . . . .	6,346.49
<b>TOTAL ASSETS . . . . .</b>	<b>\$208,450.06</b>
Cash liabilities . . . . .	\$15,851.32
Reserves . . . . .	148,490.75
Surplus revenue . . . . .	39,107.99
<b>TOTAL LIABILITIES AND SURPLUS . . . . .</b>	<b>\$203,450.06</b>

# LITTLE SILVER BOROUGH—MONMOUTH COUNTY

Population Census, 1950—2,594      Land Area 2.8 sq. mi.      Net Valuation Taxable \$2,748,884  
 1940—1,461

<b>EXPENDITURES AND REQUIRED PAYMENTS FOR 1950</b>		<b>Tax rate</b> .....	<b>\$6.02</b>
<b>General Government</b>		Local school tax rate .....	3.31
Administrative and executive .....	\$11,530.00	County tax rate .....	1.50
Assessment and collection of taxes .....	3,945.00	Local purpose tax rate .....	1.21
Finance Department .....		<b>TAXES</b>	
<b>Protection to Persons &amp; Property</b>		Local school tax ...	\$90,982.50
Fire .....	6,080.00	County taxes .....	41,358.83
Police .....	12,705.00	Special district taxes .....	
Other .....			
<b>Streets and Roads</b>		Local purpose levy .....	\$132,341.33
Repairs and maintenance .....	12,850.00		32,880.03
Street lighting .....	4,287.44	Total tax levy (tax duplicate) ..	<u>\$165,221.36</u>
<b>Sanitation</b>		<b>Per Capita Total</b>	
Street cleaning .....		<b>Tax Levy</b> .....	<b>\$63.69</b>
Garbage and ash removal .....	4,162.56	<b>Current</b>	
Sewers .....		1950 taxes levied (total) .....	\$169,020.55
<b>Health and Charities</b>		Collected in 1950 .....	157,440.82
Health service .....	970.00	Per cent of levy collected in 1950 ...	93.14
Poor (including relief) .....	1,950.00	Transferred to liens .....	1,122.48
Hospitals (aid and maintenance) ..		Cancelled, abated or adjusted .....	710.92
Other .....		Outstanding December 31, 1950 ..	<u>\$9,746.33</u>
<b>Recreation</b>		<b>All Prior Years Outstanding</b>	
Beaches and boardwalks .....		Balance January 1, 1950 .....	\$12,392.57
Parks and playgrounds .....		Collected in 1950 .....	12,309.15
Other .....		Balance December 31, 1950 .....	
<b>Educational</b>		<b>Tax Title Liens Outstanding</b>	
(Exclusive of school districts) ..		Balance January 1, 1950 .....	\$2,217.43
<b>Unclassified Purposes</b>		Redeemed by cash .....	
(Including contingent) .....	500.00	Balance December 31, 1950 .....	<u>\$3,339.91</u>
<b>SUB-TOTAL—Municipal functions..</b>		<b>Property Acquired by Deed or Foreclosure</b>	
	<u>\$58,980.00</u>	Balance January 1, 1950 .....	\$8,000.00
<b>Per Capita—Municipal functions</b> .....	<b>\$22.74</b>	Sale for cash .....	
Capital imp'ts and capital imp't fund ..		Balance December 31, 1950 .....	<u>\$8,000.00</u>
<b>Debt Service</b>		<b>CAPITAL DEBT, DECEMBER 31, 1950</b>	
Principal payments .....		<b>Gross Debt</b>	
Interest payments .....		School debt .....	\$154,000.00
Total .....		Self-liquidating debt. ....	
<b>Per Capita Debt Service</b> .....		Other capital debt ..	1,000.00
<b>Deferred Charges and Statutory Expenditures</b>		<b>TOTAL GROSS DEBT</b> .....	<b>\$155,000.00</b>
Emergencies .....	\$1,500.00	<b>Per Capita Gross Debt</b> .....	<b>\$59.75</b>
Other deferred chgs. ....	3,073.08	<b>Deductions for</b>	
Total .....	<u>\$4,573.08</u>	School debt .....	\$145,251.00
<b>TOTAL—Municipal expenditures</b> ...	<u>\$63,553.08</u>	Self-liquidating debt. ....	
<b>Required Payments for Local School, County, and Special District Taxes</b> .....	<b>132,341.33</b>	Other capital debt ..	
<b>TOTAL EXPENDITURES AND REQUIRED PAYMENTS</b> .....	<u><b>\$195,894.41</b></u>	<b>TOTAL DEDUCTIONS</b> .....	<b>145,251.00</b>
Reserve for uncollected taxes .....	\$16,376.95	<b>NET DEBT</b> .....	<u><b>\$9,749.00</b></u>
<b>GRAND TOTAL—Budget</b> .....	<u><b>\$212,271.36</b></u>	<b>Average Assessed Valuations</b>	
<b>RECEIPTS AND REVENUES REALIZED IN 1950 TO MEET EXPENDITURES AND REQUIRED PAYMENTS</b>		Real Property 1948-1949-1950..	\$2,420,842.00
Surplus revenue appropriated ..	\$9,500.00	Per Cent of Net Debt .....	0.40
Miscellaneous revenues realized.	23,380.19	<b>CURRENT FINANCES DECEMBER 31, 1950</b>	
State aid revenues realized .....	2,650.00	Cash .....	\$91,969.02
Delinquent taxes including		Taxes receivable .....	9,746.33
liens—1950 collections .....	12,309.15	Tax title liens .....	3,339.91
Current taxes—1950 collections..	157,440.82	Foreclosed property .....	8,000.00
Emergency borrowings .....		Accounts receivable .....	919.10
<b>TOTAL RECEIPTS AND REVENUES REALIZED</b> .....	<u><b>\$205,280.16</b></u>	State road aid receivable .....	
		Emergencies and deferred charges ..	1,000.00
		<b>TOTAL ASSETS</b> .....	<u><b>\$114,974.36</b></u>
<b>CAPITAL OUTLAY—1950</b>		Cash liabilities .....	\$9,802.81
Beaches and boardwalks .....		Reserves .....	22,005.34
Buildings and equipment .....		Surplus revenue .....	83,166.21
Parks and playgrounds .....		<b>TOTAL LIABILITIES AND SURPLUS</b> .....	<u><b>\$114,974.36</b></u>
Sewers .....			
Streets, roads and bridges .....			
Water supply .....			
Other .....			

## LIVINGSTON TOWNSHIP—ESSEX COUNTY

Population Census, 1950—9,415      Land Area 14.0 sq. mi.      Net Valuation Taxable \$13,270,650  
 1940—5,972

### EXPENDITURES AND RE- QUIRED PAYMENTS FOR 1950

<b>General Government</b>	
Administrative and executive . . . . .	\$53,554.40
Assessment and collection of taxes	12,985.00
Finance Department . . . . .	4,222.00
<b>Protection to Persons &amp; Property</b>	
Fire . . . . .	27,485.00
Police . . . . .	73,051.00
Other . . . . .	. . . . .
<b>Streets and Roads</b>	
Repairs and maintenance . . . . .	50,290.00
Street lighting . . . . .	13,100.00
<b>Sanitation</b>	
Street cleaning . . . . .	. . . . .
Garbage and ash removal . . . . .	. . . . .
Sewers . . . . .	20,195.00
<b>Health and Charities</b>	
Health service . . . . .	7,895.00
Poor (including relief) . . . . .	8,100.00
Hospitals (aid and maintenance) . . . . .	. . . . .
Other . . . . .	. . . . .
<b>Recreation</b>	
Beaches and boardwalks . . . . .	. . . . .
Parks and playgrounds . . . . .	. . . . .
Other . . . . .	12,469.60
<b>Educational</b>	
(Exclusive of school districts) . . . . .	9,600.00
<b>Unclassified Purposes</b>	
(Including contingent) . . . . .	24,247.00
<b>SUB-TOTAL—Municipal functions..</b>	<b>\$317,194.00</b>

<b>Per Capita—Municipal functions . . . . .</b>	<b>\$33.69</b>
Capital imp'ts and capital imp't fund	\$21,650.00
<b>Debt Service</b>	
Principal payments . . . . .	\$49,000.00
Interest payments . . . . .	8,382.25
<b>Total . . . . .</b>	<b>57,382.25</b>
<b>Per Capita Debt Service . . . . .</b>	<b>\$6.09</b>
<b>Deferred Charges and Statutory Expenditures</b>	
Emergencies . . . . .	\$6,100.00
Other deferred chgs. . . . .	28,000.32
<b>Total . . . . .</b>	<b>34,100.32</b>

**TOTAL—Municipal expenditures . . . . .** **\$430,326.57**

<b>Required Payments for Local School, County, and Special District Taxes . . . . .</b>	<b>564,980.64</b>
-----------------------------------------------------------------------------------------	-------------------

**TOTAL EXPENDITURES AND REQUIRED PAYMENTS . . . . .** **\$995,307.21**

Reserve for uncollected taxes . . . . .	\$99,683.28
<b>GRAND TOTAL—Budget . . . . .</b>	<b>\$1,094,990.49</b>

### RECEIPTS AND REVENUES REALIZED IN 1950 TO MEET EXPENDITURES AND RE- QUIRED PAYMENTS

Surplus revenue appropriated . . . . .	\$147,000.00
Miscellaneous revenues realized . . . . .	165,598.00
State aid revenues realized . . . . .	5,689.00
<b>Delinquent taxes including</b>	
liens—1950 collections . . . . .	64,370.21
Current taxes—1950 collections..	745,801.22
Emergency borrowings . . . . .	. . . . .

**TOTAL RECEIPTS AND REVENUES REALIZED . . . . .** **\$1,128,458.43**

### CAPITAL OUTLAY—1950

Beaches and boardwalks . . . . .	. . . . .
Buildings and equipment . . . . .	\$30,820.59
Parks and playgrounds . . . . .	. . . . .
Sewers . . . . .	61,291.19
Streets, roads and bridges . . . . .	. . . . .
Water supply . . . . .	10,585.35
Other . . . . .	22.56

<b>Tax rate . . . . .</b>	<b>\$5.78</b>
Local school tax rate . . . . .	3.33
County tax rate . . . . .	0.92
Local purpose tax rate . . . . .	1.53

### TAXES

Local school tax . . . . .	\$442,423.59	
County taxes . . . . .	122,557.05	
Special district taxes . . . . .	. . . . .	
<b>Local purpose levy . . . . .</b>	<b>\$64,980.64</b>	<b>201,570.85</b>
<b>Total tax levy (tax duplicate) ..</b>	<b>\$766,551.49</b>	
<b>Per Capita Total Tax Levy . . . . .</b>	<b>\$81.42</b>	

<b>Current</b>	
1950 taxes levied (total) . . . . .	\$794,816.82
Collected in 1950 . . . . .	745,801.22
Per cent of levy collected in 1950 . . . . .	93.83
Transferred to liens . . . . .	2,985.33
Cancelled, abated or adjusted . . . . .	3,285.93
Outstanding December 31, 1950 . . . . .	\$42,744.34

<b>All Prior Years Outstanding</b>	
Balance January 1, 1950 . . . . .	\$49,884.36
Collected in 1950 . . . . .	42,672.34
Balance December 31, 1950 . . . . .	\$5,935.39

<b>Tax Title Liens Outstanding</b>	
Balance January 1, 1950 . . . . .	\$32,848.65
Redeemed by cash . . . . .	. . . . .
Balance December 31, 1950 . . . . .	\$23,135.64

<b>Property Acquired by Deed or Foreclosure</b>	
Balance January 1, 1950 . . . . .	\$222,035.00
Sale for cash . . . . .	7,986.70
Balance December 31, 1950 . . . . .	\$211,313.30

### CAPITAL DEBT, DECEMBER 31, 1950

<b>Gross Debt</b>	
School debt . . . . .	\$998,000.00
Self-liquidating debt. . . . .	105,260.00
Other capital debt . . . . .	797,364.00

**TOTAL GROSS DEBT . . . . .** **\$1,900,624.00**

**Per Capita Gross Debt . . . . .** **\$201.87**

<b>Deductions for</b>	
School debt . . . . .	\$726,117.00
Self-liquidating debt. . . . .	105,260.00
Other capital debt . . . . .	59,715.00

**TOTAL DEDUCTIONS . . . . .** **891,092.00**

**NET DEBT . . . . .** **\$1,009,532.00**

<b>Average Assessed Valuations</b>	
Real Property 1948-1949-1950..	\$12,101,958.00
Per Cent of Net Debt . . . . .	8.34

### CURRENT FINANCES DECEMBER 31, 1950

Cash . . . . .	\$289,298.84
Taxes receivable . . . . .	48,679.73
Tax title liens . . . . .	23,135.64
Foreclosed property . . . . .	211,313.30
Accounts receivable . . . . .	3,725.08
State road aid receivable . . . . .	. . . . .
Emergencies and deferred charges . . . . .	18,750.00

**TOTAL ASSETS . . . . .** **\$594,902.59**

Cash liabilities . . . . .	\$24,501.71
Reserves . . . . .	286,853.75
Surplus revenue . . . . .	283,547.13

**TOTAL LIABILITIES AND SURPLUS . . . . .** **\$594,902.59**

## LODI BOROUGH—BERGEN COUNTY

Population Census, 1950—15,384      Land Area 2.2 sq. mi.      Net Valuation Taxable \$10,658,404  
 1940—11,552

<b>EXPENDITURES AND RE-REQUIRED PAYMENTS FOR 1950</b>	
<b>General Government</b>	
Administrative and executive .....	\$35,445.00
Assessment and collection of taxes .....	35,100.00
Finance Department .....	.....
<b>Protection to Persons &amp; Property</b>	
Fire .....	22,435.00
Police .....	112,865.00
Other .....	.....
<b>Streets and Roads</b>	
Repairs and maintenance .....	39,500.00
Street lighting .....	15,540.00
<b>Sanitation</b>	
Street cleaning .....	.....
Garbage and ash removal .....	45,575.00
Sewers .....	24,000.00
<b>Health and Charities</b>	
Health service .....	12,565.00
Poor (including relief) .....	14,047.00
Hospitals (aid and maintenance) ..	300.00
Other .....	500.00
<b>Recreation</b>	
Beaches and boardwalks .....	.....
Parks and playgrounds .....	6,090.00
Other .....	.....
<b>Educational</b>	
(Exclusive of school districts) ..	6,760.00
<b>Unclassified Purposes</b>	
(Including contingent) .....	23,779.00
<b>SUB-TOTAL—Municipal functions..</b>	<b>\$394,411.00</b>

<b>Tax rate .....</b>	<b>\$7.95</b>
Local school tax rate .....	3.36
County tax rate .....	0.81
Local purpose tax rate .....	3.78

### TAXES

Local school tax ...	\$357,853.93	
County taxes .....	86,563.11	
Special district taxes .....	.....	
Local purpose levy .....	.....	\$444,417.04
		402,059.19
<b>Total tax levy (tax duplicate) ..</b>		<b>\$846,476.23</b>
<b>Per Capita Total Tax Levy .....</b>		
		<b>\$55.02</b>

<b>Per Capita—Municipal functions .....</b>	<b>\$25.64</b>
Capital imp'ts and capital imp't fund ..	\$9,600.00
<b>Debt Service</b>	
Principal payments ..	\$64,000.00
Interest payments ..	80,794.50
<b>Total .....</b>	<b>144,794.50</b>
<b>Per Capita Debt Service .....</b>	<b>\$9.41</b>

<b>Current</b>	
1950 taxes levied (total) .....	\$856,031.93
Collected in 1950 .....	800,100.57
Per cent of levy collected in 1950 ...	93.47
Transferred to liens .....	14,621.73
Cancelled, abated or adjusted .....	2,142.52
Outstanding December 31, 1950 ..	\$39,167.11
<b>All Prior Years Outstanding</b>	
Balance January 1, 1950 .....	\$48,419.66
Collected in 1950 .....	41,690.63
Balance December 31, 1950 .....	\$6,634.66

<b>Deferred Charges and Statutory Expenditures</b>	
Emergencies .....	\$6,153.80
Other deferred chgs. ....	4,766.76
<b>Total .....</b>	<b>10,920.56</b>

<b>Tax Title Liens Outstanding</b>	
Balance January 1, 1950 .....	\$269,613.64
Redeemed by cash .....	24,961.42
Balance December 31, 1950 .....	\$204,632.78
<b>Property Acquired by Deed or Foreclosure</b>	
Balance January 1, 1950 .....	\$75,207.50
Sale for cash .....	36,647.50
Balance December 31, 1950 .....	\$53,105.50

### CAPITAL DEBT, DECEMBER 31, 1950

<b>Gross Debt</b>	
School debt .....	\$741,000.00
Self-liquidating debt. ....	278,000.00
Other capital debt ..	2,119,275.00
<b>TOTAL GROSS DEBT .....</b>	<b>\$3,138,275.00</b>
<b>Per Capita Gross Debt .....</b>	<b>\$204.00</b>

<b>TOTAL—Municipal expenditures ...</b>	<b>\$559,726.06</b>
<b>Required Payments for Local School, County, and Special District Taxes .....</b>	
	444,417.04
<b>TOTAL EXPENDITURES AND REQUIRED PAYMENTS .....</b>	<b>\$1,004,143.10</b>
Reserve for uncollected taxes .....	\$76,794.75
<b>GRAND TOTAL—Budget .....</b>	<b>\$1,080,937.85</b>

<b>Deductions for</b>	
School debt .....	\$741,000.00
Self-liquidating debt. ....	278,000.00
Other capital debt ..	3,909.00
<b>TOTAL DEDUCTIONS .....</b>	<b>1,022,909.00</b>
<b>NET DEBT .....</b>	<b>\$2,115,366.00</b>
<b>Average Assessed Valuations</b>	
Real Property 1948-1949-1950 ..	\$9,708,529.00
Per Cent of Net Debt .....	21.78

<b>RECEIPTS AND REVENUES REALIZED IN 1950 TO MEET EXPENDITURES AND RE-REQUIRED PAYMENTS</b>	
Surplus revenue appropriated ..	\$54,153.80
Miscellaneous revenues realized. ....	171,042.92
State aid revenues realized .....	8,802.36
<b>Delinquent taxes including</b>	
liens—1950 collections .....	66,652.05
Current taxes—1950 collections..	800,100.57
Emergency borrowings .....	.....
<b>TOTAL RECEIPTS AND REVENUES REALIZED .....</b>	<b>\$1,100,751.70</b>

<b>CURRENT FINANCES DECEMBER 31, 1950</b>	
Cash .....	\$192,982.38
Taxes receivable .....	45,801.77
Tax title liens .....	204,632.78
Foreclosed property .....	53,105.50
Accounts receivable .....	1,725.12
State road aid receivable .....	11,324.73
Emergencies and deferred charges ..	20,075.00
<b>TOTAL ASSETS .....</b>	<b>\$529,647.28</b>
Cash liabilities .....	\$46,516.83
Reserves .....	305,265.17
Surplus revenue .....	177,865.28
<b>TOTAL LIABILITIES AND SURPLUS .....</b>	<b>\$529,647.28</b>

<b>CAPITAL OUTLAY—1950</b>	
Beaches and boardwalks .....	.....
Buildings and equipment .....	\$13,353.40
Parks and playgrounds .....	.....
Sewers .....	.....
Streets, roads and bridges .....	.....
Water supply .....	22,809.39
Other .....	.....

## LOGAN TOWNSHIP—GLOUCESTER COUNTY

Population Census, 1950—1,951                      Land Area 24.11 sq. mi.                      Net Valuation Taxable \$1,181,764  
 1940—1,630

<b>EXPENDITURES AND RE-REQUIRED PAYMENTS FOR 1950</b>	
<b>General Government</b>	
Administrative and executive .....	\$3,174.05
Assessment and collection of taxes	1,400.00
Finance Department .....	.....
<b>Protection to Persons &amp; Property</b>	
Fire .....	3,829.73
Police .....	822.45
Other .....	.....
<b>Streets and Roads</b>	
Repairs and maintenance .....	1,987.26
Street lighting .....	2,400.00
<b>Sanitation</b>	
Street cleaning .....	.....
Garbage and ash removal .....	.....
Sewers .....	.....
<b>Health and Charities</b>	
Health service .....	732.90
Poor (including relief) .....	680.00
Hospitals (aid and maintenance) .....	.....
Other .....	90.00
<b>Recreation</b>	
Beaches and boardwalks .....	.....
Parks and playgrounds .....	.....
Other .....	.....
<b>Educational</b>	
(Exclusive of school districts) ..	.....
<b>Unclassified Purposes</b>	
(Including contingent) .....	1,300.00
<b>SUB-TOTAL—Municipal functions..</b>	<b>\$16,416.39</b>
<b>Per Capita—Municipal functions .....</b>	<b>\$8.41</b>
Capital imp'ts and capital imp't fund	7,338.89
<b>Debt Service</b>	
Principal payments ..	.....
Interest payments ..	\$14.71
<b>Total .....</b>	<b>14.71</b>
<b>Per Capita Debt Service .....</b>	<b>\$0.01</b>
<b>Deferred Charges and Statutory Expenditures</b>	
Emergencies .....	.....
Other deferred chgs. ....	.....
<b>Total .....</b>	<b>.....</b>
<b>TOTAL—Municipal expenditures ...</b>	<b>\$22,769.99</b>
<b>Required Payments for Local School, County, and Special District Taxes .....</b>	<b>62,736.67</b>
<b>TOTAL EXPENDITURES AND REQUIRED PAYMENTS .....</b>	<b>\$85,506.66</b>
Reserve for uncollected taxes .....	\$10,421.63
<b>GRAND TOTAL—Budget .....</b>	<b>\$95,928.29</b>
<b>RECEIPTS AND REVENUES REALIZED IN 1950 TO MEET EXPENDITURES AND RE-REQUIRED PAYMENTS</b>	
Surplus revenue appropriated ..	\$2,000.00
Miscellaneous revenues realized.	14,555.03
State aid revenues realized .....	7,199.00
<b>Delinquent taxes including</b>	
liens—1950 collections .....	10,151.89
Current taxes—1950 collections..	59,657.89
Emergency borrowings .....	.....
<b>TOTAL RECEIPTS AND REVENUES REALIZED .....</b>	<b>\$93,563.81</b>

<b>CAPITAL OUTLAY—1950</b>	
Beaches and boardwalks .....	.....
Buildings and equipment .....	.....
Parks and playgrounds .....	.....
Sewers .....	.....
Streets, roads and bridges .....	.....
Water supply .....	.....
Other .....	.....

<b>Tax rate .....</b>	<b>\$5.84</b>
Local school tax rate .....	4.25
County tax rate .....	1.00
Local purpose tax rate ....	0.59
<b>TAXES</b>	
Local school tax ...	\$50,250.00
County taxes .....	11,786.67
Special district taxes .....	700.00
Local purpose levy .....	\$62,736.67
	6,646.95
<b>Total tax levy (tax duplicate) ..</b>	<b>\$69,383.62</b>
<b>Per Capita Total Tax Levy .....</b>	<b>\$35.56</b>
<b>Current</b>	
1950 taxes levied (total) .....	\$70,170.74
Collected in 1950 .....	59,657.89
Per cent of levy collected in 1950 ...	85.01
Transferred to liens .....	30.00
Cancelled, abated or adjusted .....	84.82
Outstanding December 31, 1950 ..	\$10,398.03
<b>All Prior Years Outstanding</b>	
Balance January 1, 1950 .....	\$17,511.55
Collected in 1950 .....	10,151.89
Balance December 31, 1950 .....	\$7,097.39
<b>Tax Title Liens Outstanding</b>	
Balance January 1, 1950 .....	\$2,950.65
Redeemed by cash .....	.....
Balance December 31, 1950 .....	\$2,980.65
<b>Property Acquired by Deed or Foreclosure</b>	
Balance January 1, 1950 .....	.....
Sale for cash .....	.....
Balance December 31, 1950 .....	.....

<b>CAPITAL DEBT, DECEMBER 31, 1950</b>	
<b>Gross Debt</b>	
School debt .....	.....
Self-liquidating debt. ....	.....
Other capital debt ..	.....
<b>TOTAL GROSS DEBT .....</b>	<b>.....</b>
<b>Per Capita Gross Debt .....</b>	<b>.....</b>
<b>Deductions for</b>	
School debt .....	.....
Self-liquidating debt. ....	.....
Other capital debt ..	.....
<b>TOTAL DEDUCTIONS .....</b>	<b>.....</b>
<b>NET DEBT .....</b>	<b>.....</b>
<b>Average Assessed Valuations</b>	
Real Property 1948-1949-1950..	\$1,053,614.00
<b>Per Cent of Net Debt .....</b>	<b>.....</b>

<b>CURRENT FINANCES DECEMBER 31, 1950</b>	
Cash .....	\$19,065.70
Taxes receivable .....	17,495.42
Tax title liens .....	2,980.65
Foreclosed property .....	.....
Accounts receivable .....	35.63
State road aid receivable .....	.....
Emergencies and deferred charges ..	1,000.00
<b>TOTAL ASSETS .....</b>	<b>\$40,577.40</b>
Cash liabilities .....	\$4,096.01
Reserves .....	20,511.70
Surplus revenue .....	15,969.69
<b>TOTAL LIABILITIES AND SURPLUS .....</b>	<b>\$40,577.40</b>

## LONG BEACH TOWNSHIP—OCEAN COUNTY

Population Census, 1950—831  
1940—425

Land Area 4.2 sq. mi.

Net Valuation Taxable \$3,853,071

### EXPENDITURES AND REQUIRED PAYMENTS FOR 1950

<b>General Government</b>	
Administrative and executive . . . . .	\$33,479.09
Assessment and collection of taxes	1,979.43
Finance Department . . . . .	.....
<b>Protection to Persons &amp; Property</b>	
Fire . . . . .	11,206.28
Police . . . . .	26,016.80
Other . . . . .	.....
<b>Streets and Roads</b>	
Repairs and maintenance . . . . .	49,947.93
Street lighting . . . . .	12,000.00
<b>Sanitation</b>	
Street cleaning . . . . .	.....
Garbage and ash removal . . . . .	11,133.32
Sewers . . . . .	.....
<b>Health and Charities</b>	
Health service . . . . .	50.00
Poor (including relief) . . . . .	750.00
Hospitals (aid and maintenance) . . . . .	.....
Other . . . . .	2,000.00
<b>Recreation</b>	
Beaches and boardwalks . . . . .	4,321.60
Parks and playgrounds . . . . .	.....
Other . . . . .	.....
<b>Educational</b>	
(Exclusive of school districts) . . . . .	.....
<b>Unclassified Purposes</b>	
(Including contingent) . . . . .	2,911.00
<b>SUB-TOTAL—Municipal functions..</b>	<b>\$155,795.45</b>

<b>Per Capita—Municipal functions . . . . .</b>	<b>\$187.48</b>
Capital imp'ts and capital imp't fund	\$7,777.78
<b>Debt Service</b>	
Principal payments . . . . .	\$25,500.00
Interest payments . . . . .	17,966.50
Total . . . . .	43,466.50

<b>Per Capita Debt Service . . . . .</b>	<b>\$52.31</b>
<b>Deferred Charges and Statutory Expenditures</b>	
Emergencies . . . . .	\$14,300.00
Other deferred chgs. . . . .	8,804.38
Total . . . . .	23,104.38

**TOTAL—Municipal expenditures . . . . .** \$230,144.11

<b>Required Payments for Local School, County, and Special District Taxes . . . . .</b>	<b>98,414.82</b>
-----------------------------------------------------------------------------------------	------------------

**TOTAL EXPENDITURES AND REQUIRED PAYMENTS . . . . .** \$328,558.93

Reserve for uncollected taxes . . . . . \$19,404.12

**GRAND TOTAL—Budget . . . . .** \$347,963.05

### RECEIPTS AND REVENUES REALIZED IN 1950 TO MEET EXPENDITURES AND REQUIRED PAYMENTS

Surplus revenue appropriated . . . . .	\$50,976.79
Miscellaneous revenues realized . . . . .	38,025.72
State aid revenues realized . . . . .	14,231.00
<b>Delinquent taxes including</b>	
liens—1950 collections . . . . .	15,490.55
Current taxes—1950 collections..	227,186.96
Emergency borrowings . . . . .	.....
<b>TOTAL RECEIPTS AND REVENUES REALIZED . . . . .</b>	<b>\$345,911.02</b>

### CAPITAL OUTLAY—1950

Beaches and boardwalks . . . . .	.....
Buildings and equipment . . . . .	.....
Parks and playgrounds . . . . .	.....
Sewers . . . . .	.....
Streets, roads and bridges . . . . .	.....
Water supply . . . . .	.....
Other . . . . .	.....

<b>Tax rate . . . . .</b>	<b>\$6.30</b>
Local school tax rate . . . . .	0.52
County tax rate . . . . .	2.04
Local purpose tax rate . . . . .	3.74

### TAXES

Local school tax . . . . .	\$20,000.00
County taxes . . . . .	78,414.82
Special district taxes . . . . .	.....
Local purpose levy . . . . .	\$98,414.82
	143,960.44
<b>Total tax levy (tax duplicate) ..</b>	<b>\$242,375.26</b>

**Per Capita Total Tax Levy . . . . .** \$291.67

### Current

1950 taxes levied (total) . . . . .	\$246,263.13
Collected in 1950 . . . . .	227,186.96
Per cent of levy collected in 1950 . . . . .	92.25
Transferred to liens . . . . .	2,498.15
Cancelled, abated or adjusted . . . . .	645.12
Outstanding December 31, 1950 ..	\$15,932.90

### All Prior Years Outstanding

Balance January 1, 1950 . . . . .	\$26,119.85
Collected in 1950 . . . . .	10,900.76
Balance December 31, 1950 . . . . .	\$15,219.09

### Tax Title Liens Outstanding

Balance January 1, 1950 . . . . .	\$63,378.62
Redeemed by cash . . . . .	4,589.79
Balance December 31, 1950 . . . . .	\$61,286.98

### Property Acquired by Deed or Foreclosure

Balance January 1, 1950 . . . . .	\$19,130.00
Sale for cash . . . . .	12,000.00
Balance December 31, 1950 . . . . .	\$12,905.00

### CAPITAL DEBT, DECEMBER 31, 1950

<b>Gross Debt</b>	
School debt . . . . .	\$188,853.00
Self-liquidating debt. . . . .	4,589.79
Other capital debt . . . . .	680,000.00
<b>TOTAL GROSS DEBT . . . . .</b>	<b>\$868,853.00</b>
<b>Per Capita Gross Debt . . . . .</b>	<b>\$1,045.55</b>

### Deductions for

School debt . . . . .	\$188,853.00
Self-liquidating debt. . . . .	.....
Other capital debt . . . . .	.....
<b>TOTAL DEDUCTIONS . . . . .</b>	<b>188,853.00</b>
<b>NET DEBT . . . . .</b>	<b>\$680,000.00</b>

### Average Assessed Valuations

Real Property 1948-1949-1950..	\$3,417,322.00
Per Cent of Net Debt . . . . .	19.89

### CURRENT FINANCES DECEMBER 31, 1950

Cash . . . . .	\$81,055.31
Taxes receivable . . . . .	31,151.99
Tax title liens . . . . .	61,286.98
Foreclosed property . . . . .	12,905.00
Accounts receivable . . . . .	676.26
State road aid receivable . . . . .	14,231.00
Emergencies and deferred charges . . . . .	.....
<b>TOTAL ASSETS . . . . .</b>	<b>\$201,306.54</b>
Cash liabilities . . . . .	19,967.90
Reserves . . . . .	106,020.23
Surplus revenue . . . . .	75,318.41
<b>TOTAL LIABILITIES AND SURPLUS . . . . .</b>	<b>\$201,306.54</b>

# LONG BRANCH CITY—MONMOUTH COUNTY

Population Census, 1950—23,049  
1940—17,408

Land Area 5.1 sq. mi.

Net Valuation Taxable \$17,821,494

## EXPENDITURES AND RE-REQUIRED PAYMENTS FOR 1950

<b>General Government</b>	
Administrative and executive ....	\$81,255.66
Assessment and collection of taxes ..	26,800.00
Finance Department .....	13,100.00
<b>Protection to Persons &amp; Property</b>	
Fire .....	97,581.25
Police .....	186,641.00
Other .....	9,100.00
<b>Streets and Roads</b>	
Repairs and maintenance .....	112,089.25
Street lighting .....	53,900.00
<b>Sanitation</b>	
Street cleaning .....	.....
Garbage and ash removal .....	61,879.87
Sewers .....	.....
<b>Health and Charities</b>	
Health service .....	22,480.00
Poor (including relief) .....	27,050.00
Hospitals (aid and maintenance) ..	3,500.00
Other .....	.....
<b>Recreation</b>	
Beaches and boardwalks .....	45,847.53
Parks and playgrounds .....	10,130.69
Other .....	.....
<b>Educational</b>	
(Exclusive of school districts) ..	12,000.00
<b>Unclassified Purposes</b>	
(Including contingent) .....	35,390.55
<b>SUB-TOTAL—Municipal functions..</b>	<b>\$798,745.80</b>

<b>Per Capita—Municipal functions ....</b>	<b>\$34.65</b>
Capital imp'ts and capital imp't fund	\$15,000.00
<b>Debt Service</b>	
Principal payments ..	\$196,000.00
Interest payments ..	47,557.75
<b>Total .....</b>	<b>243,557.75</b>
<b>Per Capita Debt Service .....</b>	
	<b>\$10.57</b>
<b>Deferred Charges and Statutory Expenditures</b>	
Emergencies .....	\$3,200.00
Other deferred chgs.	51,036.01
<b>Total .....</b>	<b>54,236.01</b>

<b>TOTAL—Municipal expenditures ...</b>	<b>\$1,111,539.56</b>
<b>Required Payments for Local School, County, and Special District Taxes .....</b>	
	<b>793,104.92</b>

<b>TOTAL EXPENDITURES AND REQUIRED PAYMENTS .....</b>	<b>\$1,904,644.48</b>
Reserve for uncollected taxes .....	\$245,156.77
<b>GRAND TOTAL—Budget .....</b>	<b>\$2,149,801.25</b>

<b>RECEIPTS AND REVENUES REALIZED IN 1950 TO MEET EXPENDITURES AND RE-REQUIRED PAYMENTS</b>	
Surplus revenue appropriated ..	\$332,000.00
Miscellaneous revenues realized ..	406,890.67
State aid revenues realized .....	15,701.00
<b>Delinquent taxes including</b>	
liens—1950 collections .....	173,669.53
Current taxes—1950 collections ..	1,224,702.01
Emergency borrowings .....	.....
<b>TOTAL RECEIPTS AND REVENUES REALIZED .....</b>	<b>\$2,152,963.21</b>

### CAPITAL OUTLAY—1950

Beaches and boardwalks .....	.....
Buildings and equipment .....	\$207,270.00
Parks and playgrounds .....	.....
Sewers .....	4,147.58
Streets, roads and bridges .....	.....
Water supply .....	.....
Other .....	.....

<b>Tax rate .....</b>	<b>\$7.90</b>
Local school tax rate .....	2.97
County tax rate .....	1.48
Local purpose tax rate .....	3.45

### TAXES

Local school tax ...	\$530,104.67
County taxes .....	263,000.25
Special district taxes .....	.....
<b>Local purpose levy .....</b>	<b>\$793,104.92</b>
	619,495.33
<b>Total tax levy (tax duplicate) ..</b>	<b>\$1,412,600.25</b>

<b>Per Capita Total Tax Levy .....</b>	<b>\$61.29</b>
----------------------------------------	----------------

<b>Current</b>	
1950 taxes levied (total) .....	\$1,413,496.26
Collected in 1950 .....	1,224,702.01
Per cent of levy collected in 1950 ...	86.64
Transferred to liens .....	26,061.73
Cancelled, abated or adjusted .....	8,931.89
Outstanding December 31, 1950 ..	\$153,800.63

<b>All Prior Years Outstanding</b>	
Balance January 1, 1950 .....	\$198,578.60
Collected in 1950 .....	155,214.54
Balance December 31, 1950 .....	\$37,654.91

<b>Tax Title Liens Outstanding</b>	
Balance January 1, 1950 .....	\$340,928.72
Redeemed by cash .....	18,454.99
Balance December 31, 1950 .....	\$352,822.76

<b>Property Acquired by Deed or Foreclosure</b>	
Balance January 1, 1950 .....	\$324,360.00
Sale for cash .....	34,760.00
Balance December 31, 1950 .....	\$289,600.00

### CAPITAL DEBT, DECEMBER 31, 1950

<b>Gross Debt</b>	
School debt .....	\$494,000.00
Self-liquidating debt ..	264,000.00
Other capital debt ..	1,156,517.00

<b>TOTAL GROSS DEBT .....</b>	<b>\$1,914,517.00</b>
<b>Per Capita Gross Debt .....</b>	<b>\$83.06</b>

<b>Deductions for</b>	
School debt .....	\$494,000.00
Self-liquidating debt ..	.....
Other capital debt ..	2,000.00

<b>TOTAL DEDUCTIONS .....</b>	<b>496,000.00</b>
<b>NET DEBT .....</b>	<b>\$1,418,517.00</b>

<b>Average Assessed Valuations</b>	
Real Property 1948-1949-1950 ..	\$15,833,392.00
Per Cent of Net Debt .....	8.95

### CURRENT FINANCES DECEMBER 31, 1950

Cash .....	\$590,916.08
Taxes receivable .....	191,455.54
Tax title liens .....	352,822.76
Foreclosed property .....	289,600.00
Accounts receivable .....	11,744.32
State road aid receivable .....	7,500.00
Emergencies and deferred charges ..	7,073.45
<b>TOTAL ASSETS .....</b>	<b>\$1,451,112.15</b>

Cash liabilities .....	\$248,408.58
Reserves .....	845,622.62
Surplus revenue .....	357,080.95

<b>TOTAL LIABILITIES AND SURPLUS .....</b>	<b>\$1,451,112.15</b>
--------------------------------------------	-----------------------

**LONGPORT BOROUGH—ATLANTIC COUNTY**

Population Census, 1950—645  
1940—303

Land Area 0.44 sq. mi.

Net Valuation Taxable \$1,630,437

**EXPENDITURES AND RE-REQUIRED PAYMENTS FOR 1950**

<b>General Government</b>	
Administrative and executive . . .	\$22,679.00
Assessment and collection of taxes	3,887.00
Finance Department . . . . .	.....
<b>Protection to Persons &amp; Property</b>	
Fire . . . . .	1,700.00
Police . . . . .	28,875.00
Other . . . . .	.....
<b>Streets and Roads</b>	
Repairs and maintenance . . . . .	25,375.00
Street lighting . . . . .	6,500.00
<b>Sanitation</b>	
Street cleaning . . . . .	.....
Garbage and ash removal . . . . .	4,000.00
Sewers . . . . .	42,675.00
<b>Health and Charities</b>	
Health service . . . . .	.....
Poor (including relief) . . . . .	150.00
Hospitals (aid and maintenance) . . . . .	.....
Other . . . . .	.....
<b>Recreation</b>	
Beaches and boardwalks . . . . .	15,555.00
Parks and playgrounds . . . . .	15,550.00
Other . . . . .	.....
<b>Educational</b>	
(Exclusive of school districts) . . . . .	.....
<b>Unclassified Purposes</b>	
(Including contingent) . . . . .	400.00
<b>SUB-TOTAL—Municipal functions..</b>	<b>\$167,346.00</b>

<b>Per Capita—Municipal functions . . . . .</b>	<b>\$259.45</b>
Capital imp'ts and capital imp't fund	\$5,933.33
<b>Debt Service</b>	
Principal payments . . . . .	\$15,000.00
Interest payments . . . . .	10,331.25
Total . . . . .	25,331.25
<b>Per Capita Debt Service . . . . .</b>	<b>\$39.27</b>
<b>Deferred Charges and Statutory Expenditures</b>	
Emergencies . . . . .	\$10,000.00
Other deferred chgs. . . . .	1,132.25
Total . . . . .	11,132.25

<b>TOTAL—Municipal expenditures . . . . .</b>	<b>\$209,742.83</b>
<b>Required Payments for Local School, County, and Special District Taxes . . . . .</b>	<b>\$37,034.51</b>

<b>TOTAL EXPENDITURES AND REQUIRED PAYMENTS . . . . .</b>	<b>\$246,777.34</b>
Reserve for uncollected taxes . . . . .	\$18,396.61
<b>GRAND TOTAL—Budget . . . . .</b>	<b>\$265,173.95</b>

<b>RECEIPTS AND REVENUES REALIZED IN 1950 TO MEET EXPENDITURES AND RE-REQUIRED PAYMENTS</b>	
Surplus revenue appropriated . . . . .	\$50,000.00
Miscellaneous revenues realized . . . . .	40,564.50
State aid revenues realized . . . . .	5,340.00
Delinquent taxes including	
liens—1950 collections . . . . .	23,024.97
Current taxes—1950 collections..	150,441.24
Emergency borrowings . . . . .	.....
<b>TOTAL RECEIPTS AND REVENUES REALIZED . . . . .</b>	<b>\$269,370.71</b>

**CAPITAL OUTLAY—1950**

Beaches and boardwalks . . . . .	.....
Buildings and equipment . . . . .	.....
Parks and playgrounds . . . . .	.....
Sewers . . . . .	.....
Streets, roads and bridges . . . . .	.....
Water supply . . . . .	.....
Other . . . . .	.....

<b>Tax rate . . . . .</b>	<b>\$9.92</b>
Local school tax rate . . . . .	0.77
County tax rate . . . . .	1.50
Local purpose tax rate . . . . .	7.65

**TAXES**

Local school tax . . . . .	\$12,605.00
County taxes . . . . .	24,429.51
Special district taxes . . . . .	.....
Local purpose levy . . . . .	124,649.44
<b>Total tax levy (tax duplicate) ..</b>	<b>\$161,683.95</b>

<b>Per Capita Total Tax Levy . . . . .</b>	<b>\$250.67</b>
--------------------------------------------	-----------------

<b>Current</b>	
1950 taxes levied (total) . . . . .	\$167,942.14
Collected in 1950 . . . . .	150,441.24
Per cent of levy collected in 1950 . . . . .	89.57
Transferred to liens . . . . .	.....
Cancelled, abated or adjusted . . . . .	.....
Outstanding December 31, 1950 . . . . .	\$17,500.90

<b>All Prior Years Outstanding</b>	
Balance January 1, 1950 . . . . .	\$21,002.86
Collected in 1950 . . . . .	17,476.45
Balance December 31, 1950 . . . . .	\$3,526.41

<b>Tax Title Liens Outstanding</b>	
Balance January 1, 1950 . . . . .	\$39,052.00
Redeemed by cash . . . . .	5,548.52
Balance December 31, 1950 . . . . .	\$33,503.48

<b>Property Acquired by Deed or Foreclosure</b>	
Balance January 1, 1950 . . . . .	\$31,445.00
Sale for cash . . . . .	2,220.00
Balance December 31, 1950 . . . . .	\$29,225.00

**CAPITAL DEBT, DECEMBER 31, 1950**

<b>Gross Debt</b>	
School debt . . . . .	.....
Self-liquidating debt . . . . .	.....
Other capital debt . . . . .	\$283,000.00
<b>TOTAL GROSS DEBT . . . . .</b>	<b>\$283,000.00</b>
<b>Per Capita Gross Debt . . . . .</b>	<b>\$438.76</b>

<b>Deductions for</b>	
School debt . . . . .	.....
Self-liquidating debt . . . . .	.....
Other capital debt . . . . .	.....
<b>TOTAL DEDUCTIONS . . . . .</b>	<b>.....</b>
<b>NET DEBT . . . . .</b>	<b>\$283,000.00</b>

<b>Average Assessed Valuations</b>	
Real Property 1948-1949-1950..	\$1,452,250.00
Per Cent of Net Debt . . . . .	19.48

**CURRENT FINANCES DECEMBER 31, 1950**

Cash . . . . .	\$129,931.31
Taxes receivable . . . . .	21,027.31
Tax title liens . . . . .	33,503.48
Foreclosed property . . . . .	29,225.00
Accounts receivable . . . . .	35,408.20
State road aid receivable . . . . .	.....
Emergencies and deferred charges . . . . .	15,000.00
<b>TOTAL ASSETS . . . . .</b>	<b>\$264,095.30</b>

Cash liabilities . . . . .	\$40,766.11
Reserves . . . . .	119,163.99
Surplus revenue . . . . .	104,165.20

<b>TOTAL LIABILITIES AND SURPLUS . . . . .</b>	<b>\$264,095.30</b>
------------------------------------------------	---------------------

## LOPATCONG TOWNSHIP—WARREN COUNTY

Population Census, 1950—1,740  
1940—1,450

Land Area 6.9 sq. mi.

Net Valuation Taxable \$1,487,209

### EXPENDITURES AND REQUIRED PAYMENTS FOR 1950

<b>General Government</b>	
Administrative and executive .....	\$3,400.00
Assessment and collection of taxes .....	1,649.00
Finance Department .....	225.00
<b>Protection to Persons &amp; Property</b>	
Fire .....	1,280.00
Police .....	450.00
Other .....	.....
<b>Streets and Roads</b>	
Repairs and maintenance .....	11,950.00
Street lighting .....	1,450.00
<b>Sanitation</b>	
Street cleaning .....	.....
Garbage and ash removal .....	.....
Sewers .....	.....
<b>Health and Charities</b>	
Health service .....	125.00
Poor (including relief) .....	350.00
Hospitals (aid and maintenance) .....	.....
Other .....	.....
<b>Recreation</b>	
Beaches and boardwalks .....	.....
Parks and playgrounds .....	226.00
Other .....	.....
<b>Educational</b> (Exclusive of school districts) ..	
<b>Unclassified Purposes</b> (Including contingent) .....	
	100.00
<b>SUB-TOTAL—Municipal functions..</b>	<b>\$21,205.00</b>
<b>Per Capita—Municipal functions ...</b>	<b>\$12.19</b>
Capital imp'ts and capital imp't fund .....	\$10,640.26
<b>Debt Service</b>	
Principal payments .....	.....
Interest payments .....	\$50.00
Total .....	50.00
<b>Per Capita Debt Service .....</b>	<b>\$0.03</b>
<b>Deferred Charges and Statutory Expenditures</b>	
Emergencies .....	.....
Other deferred chgs. ....	\$5.14
Total .....	5.14

**TOTAL—Municipal expenditures ...** **\$31,900.40**

**Required Payments for Local School, County, and Special District Taxes** 62,720.24

**TOTAL EXPENDITURES AND REQUIRED PAYMENTS** **\$94,620.64**

Reserve for uncollected taxes ..... \$7,902.35

**GRAND TOTAL—Budget** **\$102,522.99**

### RECEIPTS AND REVENUES REALIZED IN 1950 TO MEET EXPENDITURES AND REQUIRED PAYMENTS

Surplus revenue appropriated ..	.....
Miscellaneous revenues realized ..	\$9,752.27
State aid revenues realized .....	2,943.00
<b>Delinquent taxes including</b>	
liens—1950 collections .....	5,239.83
Current taxes—1950 collections ..	70,295.07
Emergency borrowings .....	.....

**TOTAL RECEIPTS AND REVENUES REALIZED** **\$88,230.17**

### CAPITAL OUTLAY—1950

Beaches and boardwalks .....	.....
Buildings and equipment .....	\$837.35
Parks and playgrounds .....	.....
Sewers .....	.....
Streets, roads and bridges .....	.....
Water supply .....	.....
Other .....	.....

<b>Tax rate .....</b>	<b>\$5.27</b>
Local school tax rate .....	2.76
County tax rate .....	1.46
Local purpose tax rate .....	1.05

### TAXES

Local school tax ...	\$41,034.18	
County taxes .....	21,686.06	
Special district taxes .....	.....	
Local purpose levy .....	.....	\$62,720.24
		15,723.49
<b>Total tax levy (tax duplicate) ..</b>		<b>\$78,443.73</b>

**Per Capita Total Tax Levy** **\$45.08**

<b>Current</b>	
1950 taxes levied (total) .....	\$78,763.78
Collected in 1950 .....	70,295.07
Per cent of levy collected in 1950 .....	89.25
Transferred to liens .....	387.41
Cancelled, abated or adjusted .....	141.02
Outstanding December 31, 1950 ..	\$7,940.28

<b>All Prior Years Outstanding</b>	
Balance January 1, 1950 .....	\$12,691.69
Collected in 1950 .....	4,919.96
Balance December 31, 1950 .....	\$7,758.00

<b>Tax Title Liens Outstanding</b>	
Balance January 1, 1950 .....	\$7,740.55
Redeemed by cash .....	319.87
Balance December 31, 1950 .....	\$7,808.09

<b>Property Acquired by Deed or Foreclosure</b>	
Balance January 1, 1950 .....	\$150.00
Sale for cash .....	.....
Balance December 31, 1950 .....	\$150.00

### CAPITAL DEBT, DECEMBER 31, 1950

<b>Gross Debt</b>	
School debt .....	\$5,900.00
Self-liquidating debt. ....	.....
Other capital debt ..	25.00
<b>TOTAL GROSS DEBT</b> .....	<b>\$5,925.00</b>
<b>Per Capita Gross Debt</b> .....	<b>\$3.41</b>

<b>Deductions for</b>	
School debt .....	\$5,900.00
Self-liquidating debt. ....	.....
Other capital debt ..	.....
<b>TOTAL DEDUCTIONS</b> .....	<b>5,900.00</b>
<b>NET DEBT</b> .....	<b>\$25.00</b>

<b>Average Assessed Valuations</b>	
Real Property 1948-1949-1950 ..	\$1,204,643.00
Per Cent of Net Debt .....	0.01

### CURRENT FINANCES DECEMBER 31, 1950

Cash .....	\$42,881.71
Taxes receivable .....	15,698.28
Tax title liens .....	7,808.09
Foreclosed property .....	150.00
Accounts receivable .....	.....
State road aid receivable .....	.....
Emergencies and deferred charges ..	10,000.00

**TOTAL ASSETS** **\$76,538.08**

Cash liabilities .....	\$24,087.61
Reserves .....	23,656.37
Surplus revenue .....	28,794.10

**TOTAL LIABILITIES AND SURPLUS** **\$76,538.08**

**LOWER TOWNSHIP—CAPE MAY COUNTY**

Population Census, 1950—2,718      Land Area 30.1 sq. mi.      Net Valuation Taxable \$2,061,358  
 1940—1,705

**EXPENDITURES AND REQUIRED PAYMENTS FOR 1950**

**General Government**  
 Administrative and executive . . . \$9,445.00  
 Assessment and collection of taxes 11,060.00  
 Finance Department . . . . .

**Protection to Persons & Property**  
 Fire . . . . . 1,000.00  
 Police . . . . . 150.00  
 Other . . . . .

**Streets and Roads**  
 Repairs and maintenance . . . . . 29,300.00  
 Street lighting . . . . . 3,500.00

**Sanitation**  
 Street cleaning . . . . .  
 Garbage and ash removal . . . . .  
 Sewers . . . . .

**Health and Charities**  
 Health service . . . . . 2,357.00  
 Poor (including relief) . . . . . 1,850.00  
 Hospitals (aid and maintenance) . . . . .  
 Other . . . . . 550.00

**Recreation**  
 Beaches and boardwalks . . . . .  
 Parks and playgrounds . . . . .  
 Other . . . . .

**Educational**  
 (Exclusive of school districts) . . . . .

**Unclassified Purposes**  
 (Including contingent) . . . . . 25.00

**SUB-TOTAL—Municipal functions..**      \$59,237.00

**Tax rate** . . . . . \$5.38  
 Local school tax rate . . . . . 2.57  
 County tax rate . . . . . 1.27  
 Local purpose tax rate . . . . . 1.54

**TAXES**

Local school tax . . . \$52,898.92  
 County taxes . . . . . 26,117.98  
 Special district taxes 11,360.00

---

Local purpose levy . . . . . \$90,376.90  
 Total tax levy (tax duplicate) .. 31,872.58

---

Total tax levy (tax duplicate) .. \$122,249.48

**Per Capita Total Tax Levy** . . . . . \$44.98

**Per Capita—Municipal functions** . . . . . \$21.79  
 Capital imp'ts and capital imp't fund \$444.44

**Debt Service**  
 Principal payments . . . \$6,000.00  
 Interest payments .. 2,355.00

Total . . . . . 8,355.00

**Per Capita Debt Service** . . . . . \$3.07

**Deferred Charges and Statutory Expenditures**  
 Emergencies . . . . .  
 Other deferred chgs. . . . .

Total . . . . .

**Current**  
 1950 taxes levied (total) . . . . . \$122,250.97  
 Collected in 1950 . . . . . 107,844.17  
 Per cent of levy collected in 1950 . . . . . 88.21  
 Transferred to liens . . . . . 4,000.00  
 Cancelled, abated or adjusted . . . . . 1,226.74  
 Outstanding December 31, 1950 .. \$9,180.06

---

**All Prior Years Outstanding**  
 Balance January 1, 1950 . . . . . \$14,570.67  
 Collected in 1950 . . . . .  
 Balance December 31, 1950 . . . . . \$2,800.20

TOTAL—Municipal expenditures . . . \$68,036.44

**Tax Title Liens Outstanding**  
 Balance January 1, 1950 . . . . . \$259,695.98  
 Redeemed by cash . . . . . 3,722.67  
 Balance December 31, 1950 . . . . . \$259,973.31

---

**Property Acquired by Deed or Foreclosure**  
 Balance January 1, 1950 . . . . . \$2,687.50  
 Sale for cash . . . . .  
 Balance December 31, 1950 . . . . . \$2,687.50

**Required Payments for Local School, County and Special District Taxes** . . . . . 90,376.90

**CAPITAL DEBT, DECEMBER 31, 1950**

**Gross Debt**  
 School debt . . . . . \$23,000.00  
 Self-liquidating debt. . . . .  
 Other capital debt .. 57,477.00

---

TOTAL GROSS DEBT . . . . . \$80,477.00

**Per Capita Gross Debt** . . . . . \$29.61

**TOTAL EXPENDITURES AND REQUIRED PAYMENTS** . . . . . \$158,413.34

Reserve for uncollected taxes . . . . . \$24,198.80

**GRAND TOTAL—Budget** . . . . . \$182,612.14

**Deductions for**  
 School debt . . . . . \$23,000.00  
 Self-liquidating debt. . . . .  
 Other capital debt .. 1,477.00

---

TOTAL DEDUCTIONS . . . . . 24,477.00

**NET DEBT** . . . . . \$56,000.00

**RECEIPTS AND REVENUES REALIZED IN 1950 TO MEET EXPENDITURES AND REQUIRED PAYMENTS**

Surplus revenue appropriated .. \$20,000.00  
 Miscellaneous revenues realized. 27,823.91  
 State aid revenues realized . . . . . 8,636.00

**Average Assessed Valuations**  
 Real Property 1948-1949-1950.. \$1,683,066.00  
 Per Cent of Net Debt . . . . . 3.32

**Delinquent taxes including**  
 liens—1950 collections . . . . . 15,361.29  
 Current taxes—1950 collections.. 107,844.17  
 Emergency borrowings . . . . .

**CURRENT FINANCES DECEMBER 31, 1950**

Cash . . . . . \$69,702.67  
 Taxes receivable . . . . . 11,980.26  
 Tax title liens . . . . . 259,973.31  
 Foreclosed property . . . . . 2,687.50  
 Accounts receivable . . . . . 134.72  
 State road aid receivable . . . . . 4,000.00  
 Emergencies and deferred charges ..

---

TOTAL ASSETS . . . . . \$348,478.46

**TOTAL RECEIPTS AND REVENUES REALIZED** . . . . . \$179,665.37

**CAPITAL OUTLAY—1950**

Beaches and boardwalks . . . . .  
 Buildings and equipment . . . . .  
 Parks and playgrounds . . . . .  
 Sewers . . . . .  
 Streets, roads and bridges . . . . .  
 Water supply . . . . .  
 Other . . . . .

Cash liabilities . . . . . \$24,291.52  
 Reserves . . . . . 274,775.79  
 Surplus revenue . . . . . 49,411.15

---

**TOTAL LIABILITIES AND SURPLUS** . . . . . \$348,478.46

## LOWER ALLOWAY CREEK TOWNSHIP—SALEM COUNTY

Population Census, 1950—1,305      Land Area 45.7 sq. mi.      Net Valuation Taxable \$757,840  
 1940—1,124

### EXPENDITURES AND RE- QUIRED PAYMENTS FOR 1950

<b>General Government</b>	
Administrative and executive . . . . .	\$3,103.62
Assessment and collection of taxes	1,279.59
Finance Department . . . . .	350.00
<b>Protection to Persons &amp; Property</b>	
Fire . . . . .	993.88
Police . . . . .	. . . . .
Other . . . . .	. . . . .
<b>Streets and Roads</b>	
Repairs and maintenance . . . . .	11,822.22
Street lighting . . . . .	648.60
<b>Sanitation</b>	
Street cleaning . . . . .	. . . . .
Garbage and ash removal . . . . .	. . . . .
Sewers . . . . .	. . . . .
<b>Health and Charities</b>	
Health service . . . . .	110.45
Poor (including relief) . . . . .	216.21
Hospitals (aid and maintenance) . . . . .	100.00
Other . . . . .	. . . . .
<b>Recreation</b>	
Beaches and boardwalks . . . . .	. . . . .
Parks and playgrounds . . . . .	. . . . .
Other . . . . .	. . . . .
<b>Educational</b>	
(Exclusive of school districts) . . . . .	. . . . .
<b>Unclassified Purposes</b>	
(Including contingent) . . . . .	233.00
<b>SUB-TOTAL—Municipal functions..</b>	<b>\$18,857.57</b>

<b>Per Capita—Municipal functions . . . . .</b>	<b>\$14.45</b>
Capital imp'ts and capital imp't fund	\$3,500.00
<b>Debt Service</b>	
Principal payments . . . . .	. . . . .
Interest payments . . . . .	\$172.00
<b>Total . . . . .</b>	<b>172.00</b>
<b>Per Capita Debt Service . . . . .</b>	
	<b>\$0.13</b>
<b>Deferred Charges and Statutory Expenditures</b>	
Emergencies . . . . .	. . . . .
Other deferred chgs. . . . .	. . . . .
<b>Total . . . . .</b>	<b>. . . . .</b>
<b>TOTAL—Municipal expenditures . . . . .</b>	<b>\$22,529.57</b>

<b>Required Payments for Local School, County, and Special District Taxes . . . . .</b>	<b>38,858.96</b>
-----------------------------------------------------------------------------------------	------------------

<b>TOTAL EXPENDITURES AND REQUIRED PAYMENTS . . . . .</b>	<b>\$61,388.53</b>
-----------------------------------------------------------	--------------------

Reserve for uncollected taxes . . . . .	\$12,876.85
-----------------------------------------	-------------

<b>GRAND TOTAL—Budget . . . . .</b>	<b>\$74,265.38</b>
-------------------------------------	--------------------

### RECEIPTS AND REVENUES REALIZED IN 1950 TO MEET EXPENDITURES AND RE- QUIRED PAYMENTS

Surplus revenue appropriated . . . . .	\$10,979.11
Miscellaneous revenues realized . . . . .	5,377.33
State aid revenues realized . . . . .	8,390.00
<b>Delinquent taxes including</b>	
liens—1950 collections . . . . .	6,149.89
Current taxes—1950 collections..	42,601.13
Emergency borrowings . . . . .	. . . . .
<b>TOTAL RECEIPTS AND REVENUES REALIZED . . . . .</b>	<b>\$73,497.46</b>

### CAPITAL OUTLAY—1950

Beaches and boardwalks . . . . .	. . . . .
Buildings and equipment . . . . .	\$7,169.28
Parks and playgrounds . . . . .	. . . . .
Sewers . . . . .	. . . . .
Streets, roads and bridges . . . . .	3,954.08
Water supply . . . . .	. . . . .
Other . . . . .	. . . . .

<b>Tax rate . . . . .</b>	<b>\$6.79</b>
Local school tax rate . . . . .	4.06
County tax rate . . . . .	1.07
Local purpose tax rate . . . . .	1.66

### TAXES

Local school tax . . . . .	\$30,779.12	
County taxes . . . . .	8,079.84	
Special district taxes . . . . .	. . . . .	
Local purpose levy . . . . .		\$38,858.96
		12,379.96
<b>Total tax levy (tax duplicate) ..</b>		<b>\$51,238.92</b>

<b>Per Capita Total Tax Levy . . . . .</b>	<b>\$39.26</b>
--------------------------------------------	----------------

### Current

1950 taxes levied (total) . . . . .	\$51,456.25
Collected in 1950 . . . . .	42,601.13
Per cent of levy col- lected in 1950 . . . . .	82.79
Transferred to liens . . . . .	15.30
Cancelled, abated or adjusted . . . . .	101.85
Outstanding December 31, 1950 ..	\$8,737.97

### All Prior Years Outstanding

Balance January 1, 1950 . . . . .	\$8,400.68
Collected in 1950 . . . . .	6,149.89
Balance December 31, 1950 . . . . .	\$2,250.79

### Tax Title Liens Outstanding

Balance January 1, 1950 . . . . .	\$503.46
Redeemed by cash . . . . .	. . . . .
Balance December 31, 1950 . . . . .	\$518.76

### Property Acquired by Deed or Foreclosure

Balance January 1, 1950 . . . . .	. . . . .
Sale for cash . . . . .	. . . . .
Balance December 31, 1950 . . . . .	. . . . .

### CAPITAL DEBT, DECEMBER 31, 1950

<b>Gross Debt</b>	
School debt . . . . .	. . . . .
Self-liquidating debt. . . . .	. . . . .
Other capital debt . . . . .	\$6,000.00
<b>TOTAL GROSS DEBT . . . . .</b>	<b>\$6,000.00</b>
<b>Per Capita Gross Debt . . . . .</b>	<b>\$4.60</b>

### Deductions for

School debt . . . . .	. . . . .
Self-liquidating debt. . . . .	. . . . .
Other capital debt . . . . .	. . . . .
<b>TOTAL DEDUCTIONS . . . . .</b>	<b>. . . . .</b>
<b>NET DEBT . . . . .</b>	<b>\$6,000.00</b>

### Average Assessed Valuations

Real Property 1948-1949-1950..	\$630,218.00
Per Cent of Net Debt . . . . .	0.95

### CURRENT FINANCES DECEMBER 31, 1950

Cash . . . . .	\$36,256.46
Taxes receivable . . . . .	10,988.76
Tax title liens . . . . .	518.76
Foreclosed property . . . . .	. . . . .
Accounts receivable . . . . .	. . . . .
State road aid receivable . . . . .	. . . . .
Emergencies and deferred charges . . . . .	. . . . .
<b>TOTAL ASSETS . . . . .</b>	<b>\$47,763.98</b>
Cash liabilities . . . . .	\$500.69
Reserves . . . . .	11,507.52
Surplus revenue . . . . .	35,755.77

<b>TOTAL LIABILITIES AND SURPLUS . . . . .</b>	<b>\$47,763.98</b>
------------------------------------------------	--------------------

**LOWER PENNS NECK TOWNSHIP—SALEM COUNTY**

Population Census, 1950—7,437  
1940—5,113

Land Area 23.95 sq. mi.

Net Valuation Taxable \$28,358,806

**EXPENDITURES AND RE-  
QUIRED PAYMENTS FOR 1950**

<b>General Government</b>	
Administrative and executive ....	\$33,234.97
Assessment and collection of taxes ..	19,313.80
Finance Department .....	2,245.00
<b>Protection to Persons &amp; Property</b>	
Fire .....	15,211.67
Police .....	54,427.15
Other .....	.....
<b>Streets and Roads</b>	
Repairs and maintenance .....	95,811.65
Street lighting .....	21,067.48
<b>Sanitation</b>	
Street cleaning .....	4,068.80
Garbage and ash removal .....	16,500.00
Sewers .....	.....
<b>Health and Charities</b>	
Health service .....	4,637.47
Poor (including relief) .....	2,155.34
Hospitals (aid and maintenance) ..	2,500.00
Other .....	.....
<b>Recreation</b>	
Beaches and boardwalks .....	.....
Parks and playgrounds .....	777.50
Other .....	.....
<b>Educational</b>	
(Exclusive of school districts) ..	2,500.00
<b>Unclassified Purposes</b>	
(Including contingent) .....	7,136.96
<b>SUB-TOTAL—Municipal functions..</b>	<b>\$281,587.79</b>

<b>Per Capita—Municipal functions ...</b>	<b>\$37.86</b>
Capital imp'ts and capital imp't fund	\$27,060.35
<b>Debt Service</b>	
Principal payments ..	\$94,250.00
Interest payments ..	4,229.39
<b>Total .....</b>	<b>98,479.39</b>
<b>Per Capita Debt Service .....</b>	<b>\$13.24</b>
<b>Deferred Charges and Statutory Expenditures</b>	
Emergencies .....	.....
Other deferred chgs. ....	\$96,023.52
<b>Total .....</b>	<b>96,023.52</b>
<b>TOTAL—Municipal expenditures ...</b>	<b>\$503,151.05</b>

<b>Required Payments for Local School, County, and Special District Taxes .....</b>	<b>713,057.34</b>
-------------------------------------------------------------------------------------	-------------------

<b>TOTAL EXPENDITURES AND REQUIRED PAYMENTS .....</b>	<b>\$1,216,208.39</b>
Reserve for uncollected taxes .....	\$52,645.15
<b>GRAND TOTAL—Budget .....</b>	<b>\$1,268,853.54</b>

**RECEIPTS AND REVENUES  
REALIZED IN 1950 TO MEET  
EXPENDITURES AND RE-  
QUIRED PAYMENTS**

Surplus revenue appropriated ..	\$90,000.00
Miscellaneous revenues realized.	187,603.64
State aid revenues realized .....	16,434.00
Delinquent taxes including liens—1950 collections .....	16,375.76
Current taxes—1950 collections..	1,020,392.71
Emergency borrowings .....	.....
<b>TOTAL RECEIPTS AND REVENUES REALIZED .....</b>	<b>\$1,330,806.11</b>

**CAPITAL OUTLAY—1950**

Beaches and boardwalks .....	.....
Buildings and equipment .....	.....
Parks and playgrounds .....	.....
Sewers .....	.....
Streets, roads and bridges .....	\$14,735.67
Water supply .....	44,763.31
Other .....	.....

<b>Tax rate .....</b>	<b>\$3.70</b>
Local school tax rate .....	1.44
County tax rate .....	1.07
Local purpose tax rate .....	1.19

**TAXES**

Local school tax ...	\$409,723.16
County taxes .....	303,334.18
Special district taxes .....	.....
<b>Local purpose levy .....</b>	<b>\$713,057.34</b>
.....	334,108.15
<b>Total tax levy (tax duplicate) ..</b>	<b>\$1,047,165.49</b>

<b>Per Capita Total Tax Levy .....</b>	<b>\$140.80</b>
----------------------------------------	-----------------

**Current**

1950 taxes levied (total) .....	\$1,049,379.84
Collected in 1950 .....	1,020,392.71
Per cent of levy col- lected in 1950 ..	97.23
Transferred to liens .....	1,043.92
Cancelled, abated or adjusted .....	476.16
Outstanding December 31, 1950 ..	\$27,467.05

**All Prior Years Outstanding**

Balance January 1, 1950 .....	\$22,881.64
Collected in 1950 .....	15,288.16
Balance December 31, 1950 .....	\$7,405.03

**Tax Title Liens Outstanding**

Balance January 1, 1950 .....	\$55,188.47
Redeemed by cash .....	1,087.60
Balance December 31, 1950 .....	\$55,158.11

**Property Acquired by Deed or Foreclosure**

Balance January 1, 1950 .....	.....
Sale for cash .....	.....
Balance December 31, 1950 .....	.....

**CAPITAL DEBT, DECEMBER 31, 1950**

<b>Gross Debt</b>	
School debt .....	\$939,000.00
Self-liquidating debt. ....	104,000.00
Other capital debt ..	97,250.00
<b>TOTAL GROSS DEBT .....</b>	<b>\$1,140,250.00</b>
<b>Per Capita Gross Debt .....</b>	<b>\$153.32</b>

**Deductions for**

School debt .....	\$701,926.00
Self-liquidating debt. ....	.....
Other capital debt ..	.....
<b>TOTAL DEDUCTIONS .....</b>	<b>701,926.00</b>
<b>NET DEBT .....</b>	<b>\$438,324.00</b>

**Average Assessed Valuations**

Real Property 1948-1949-1950..	\$11,698,771.00
Per Cent of Net Debt .....	3.74

**CURRENT FINANCES DECEMBER 31, 1950**

Cash .....	\$203,131.12
Taxes receivable .....	34,872.08
Tax title liens .....	55,158.11
Foreclosed property .....	.....
Accounts receivable .....	4,449.29
State road aid receivable .....	9,046.58
Emergencies and deferred charges ..	.....
<b>TOTAL ASSETS .....</b>	<b>\$306,657.18</b>
Cash liabilities .....	\$8,571.03
Reserves .....	94,479.48
Surplus revenue .....	203,606.67
<b>TOTAL LIABILITIES AND SURPLUS .....</b>	<b>\$306,657.18</b>

**LUMBERTON TOWNSHIP—BURLINGTON COUNTY**

Population Census, 1950—1,324  
1940—1,007

Land Area 13.29 sq. mi.

Net Valuation Taxable \$676,459

**EXPENDITURES AND REQUIRED PAYMENTS FOR 1950**

<b>General Government</b>	
Administrative and executive .....	\$4,015.00
Assessment and collection of taxes .....	1,120.00
Finance Department .....	375.00
<b>Protection to Persons &amp; Property</b>	
Fire .....	2,510.00
Police .....	815.00
Other .....	.....
<b>Streets and Roads</b>	
Repairs and maintenance .....	8,765.00
Street lighting .....	2,450.00
<b>Sanitation</b>	
Street cleaning .....	.....
Garbage and ash removal .....	400.00
Sewers .....	.....
<b>Health and Charities</b>	
Health service .....	180.00
Poor (including relief) .....	110.00
Hospitals (aid and maintenance) .....	.....
Other .....	.....
<b>Recreation</b>	
Beaches and boardwalks .....	.....
Parks and playgrounds .....	.....
Other .....	.....
<b>Educational</b> (Exclusive of school districts) ..	
.....	.....
<b>Unclassified Purposes</b> (Including contingent) .....	
.....	125.00
<b>SUB-TOTAL—Municipal functions..</b>	<b>\$20,865.00</b>

<b>Per Capita—Municipal functions .....</b>	<b>\$15.76</b>
Capital imp'ts and capital imp't fund .....	\$8,500.00
<b>Debt Service</b>	
Principal payments .....	.....
Interest payments ..	\$100.00
<b>Total .....</b>	<b>100.00</b>

**Per Capita Debt Service .....** **\$0.08**

<b>Deferred Charges and Statutory Expenditures</b>	
Emergencies .....	\$400.00
Other deferred chgs. ....	2,264.89
<b>Total .....</b>	<b>2,664.89</b>
<b>TOTAL—Municipal expenditures ...</b>	<b>\$32,129.89</b>

**Required Payments for Local School, County, and Special District Taxes .....** **37,329.01**

**TOTAL EXPENDITURES AND REQUIRED PAYMENTS .....** **\$69,458.90**

Reserve for uncollected taxes .....

**GRAND TOTAL—Budget .....** **\$75,633.01**

**RECEIPTS AND REVENUES REALIZED IN 1950 TO MEET EXPENDITURES AND REQUIRED PAYMENTS**

Surplus revenue appropriated ..	\$9,810.00
Miscellaneous revenues realized.	14,503.52
State aid revenues realized .....	11,194.00
<b>Delinquent taxes including</b>	
liens—1950 collections .....	5,120.28
Current taxes—1950 collections..	31,466.09
Emergency borrowings .....	.....
<b>TOTAL RECEIPTS AND REVENUES REALIZED .....</b>	<b>\$72,083.89</b>

**CAPITAL OUTLAY—1950**

Beaches and boardwalks .....	.....
Buildings and equipment .....	.....
Parks and playgrounds .....	.....
Sewers .....	.....
Streets, roads and bridges .....	.....
Water supply .....	.....
Other .....	.....

<b>Tax rate .....</b>	<b>\$5.54</b>
Local school tax rate .....	3.59
County tax rate .....	1.95
Local purpose tax rate .....	.....

**TAXES**

Local school tax ...	\$24,114.20
County taxes .....	13,214.81
Special district taxes .....	.....

Local purpose levy .....	\$37,329.01
<b>Total tax levy (tax duplicate) ..</b>	<b>\$37,329.01</b>

**Per Capita Total Tax Levy .....** **\$28.19**

**Current**

1950 taxes levied (total) .....	37,617.03
Collected in 1950 .....	31,466.09
Per cent of levy collected in 1950 ...	83.65
Transferred to liens .....	2.77
Cancelled, abated or adjusted ...	241.62
Outstanding December 31, 1950 ..	\$5,906.55

**All Prior Years Outstanding**

Balance January 1, 1950 .....	\$5,167.37
Collected in 1950 .....	5,062.78
Balance December 31, 1950 .....	\$60.10

**Tax Title Liens Outstanding**

Balance January 1, 1950 .....	\$116.83
Redeemed by cash .....	57.50
Balance December 31, 1950 .....	\$62.10

**Property Acquired by Deed or Foreclosure**

Balance January 1, 1950 .....	.....
Sale for cash .....	.....
Balance December 31, 1950 .....	.....

**CAPITAL DEBT, DECEMBER 31, 1950**

<b>Gross Debt</b>	
School debt .....	\$18,392.00
Self-liquidating debt. ....	.....
Other capital debt ..	.....
<b>TOTAL GROSS DEBT .....</b>	<b>\$18,392.00</b>

**Per Capita Gross Debt .....** **\$13.89**

<b>Deductions for</b>	
School debt .....	\$18,392.00
Self-liquidating debt. ....	.....
Other capital debt ..	.....
<b>TOTAL DEDUCTIONS .....</b>	<b>18,392.00</b>

**NET DEBT .....** **.....**

<b>Average Assessed Valuations</b>	
Real Property 1948-1949-1950..	\$597,903.00
Per Cent of Net Debt .....	.....

**CURRENT FINANCES DECEMBER 31, 1950**

Cash .....	\$27,245.73
Taxes receivable .....	5,966.65
Tax title liens .....	62.10
Foreclosed property .....	.....
Accounts receivable .....	.....
State road aid receivable .....	.....
Emergencies and deferred charges ..	0.50
<b>TOTAL ASSETS .....</b>	<b>\$33,274.98</b>

Cash liabilities .....	\$4,578.67
Reserves .....	6,028.75
Surplus revenue .....	22,667.56
<b>TOTAL LIABILITIES AND SURPLUS .....</b>	<b>\$33,274.98</b>

**LYNDHURST TOWNSHIP—BERGEN COUNTY**

Population Census, 1950—19,400      Land Area 4.7 sq. mi.      Net Valuation Taxable \$15,366,563  
 1940—17,454

**EXPENDITURES AND REQUIRED PAYMENTS FOR 1950**

**General Government**

Administrative and executive . . . \$38,495.93  
 Assessment and collection of taxes 20,467.11  
 Finance Department . . . . .

**Protection to Persons & Property**

Fire . . . . . 16,217.81  
 Police . . . . . 132,921.37  
 Other . . . . . 6,807.85

**Streets and Roads**

Repairs and maintenance . . . . . 73,459.72  
 Street lighting . . . . . 19,000.00

**Sanitation**

Street cleaning . . . . .  
 Garbage and ash removal . . . . . 27,458.30  
 Sewers . . . . . 9,540.58

**Health and Charities**

Health service . . . . . 11,705.65  
 Poor (including relief) . . . . . 11,167.06  
 Hospitals (aid and maintenance).  
 Other . . . . .

**Recreation**

Beaches and boardwalks . . . . .  
 Parks and playgrounds . . . . . 14,938.07  
 Other . . . . .

**Educational**  
 (Exclusive of school districts) . . 17,300.00

**Unclassified Purposes**  
 (Including contingent) . . . . . 23,439.12

---

**SUB-TOTAL—Municipal functions..**      \$422,918.57

**Per Capita—Municipal functions—**      \$21.80  
 Capital impts and capital impt fund \$17,000.00

**Debt Service**

Principal payments . \$137,000.00  
 Interest payments . . 37,965.00

---

Total . . . . . 174,965.00

**Per Capita Debt Service**      \$9.02

**Deferred Charges and Statutory Expenditures**

Emergencies . . . . .  
 Other deferred chgs. \$25,034.42

---

Total . . . . . 25,034.42

**TOTAL—Municipal expenditures . .**      \$639,917.99

**Required Payments for Local School, County, and Special District Taxes . . . . .**      633,406.36

---

**TOTAL EXPENDITURES AND REQUIRED PAYMENTS**      \$1,273,324.35

Reserve for uncollected taxes . . . . . \$70,000.00

---

**GRAND TOTAL—Budget . . . . .**      \$1,343,324.35

**RECEIPTS AND REVENUES REALIZED IN 1950 TO MEET EXPENDITURES AND REQUIRED PAYMENTS**

Surplus revenue appropriated . . \$99,215.33  
 Miscellaneous revenues realized. 337,625.59  
 State aid revenues realized . . . 12,836.57  
 Delinquent taxes including  
 liens—1950 collections . . . . . 46,597.34  
 Current taxes—1950 collections.. 1,000,096.60  
 Emergency borrowings . . . . .

---

**TOTAL RECEIPTS AND REVENUES REALIZED . . . .**      \$1,496,371.43

**CAPITAL OUTLAY—1950**

Beaches and boardwalks . . . . .  
 Buildings and equipment . . . . . \$3,884.29  
 Parks and playgrounds . . . . .  
 Sewers . . . . .  
 Streets, roads and bridges . . . . . 98,602.34  
 Water supply . . . . .  
 Other . . . . .

**Tax rate . . . . .**      \$6.81

Local school tax rate . . . . . 3.31  
 County tax rate . . . . . 0.82  
 Local purpose tax rate . . . . . 2.68

**TAXES**

Local school tax . . . \$508,200.41  
 County taxes . . . . . 125,205.95  
 Special district taxes . . . . .

---

Local purpose levy . . . . . \$633,406.36  
 412,400.00

---

Total tax levy (tax duplicate) . . \$1,045,806.36

**Per Capita Total Tax Levy . . . . .**      \$53.91

**Current**

1950 taxes levied (total) . . . . . \$1,052,313.66  
 Collected in 1950 . . . . . 1,000,096.60  
 Per cent of levy collected in 1950 . . . . . 95.03  
 Transferred to liens . . . . . 3,038.98  
 Cancelled, abated or adjusted . . . . . 4,509.81  
 Outstanding December 31, 1950 . . \$44,668.27

**All Prior Years Outstanding**

Balance January 1, 1950 . . . . . \$52,502.82  
 Collected in 1950 . . . . . 44,284.47  
 Balance December 31, 1950 . . . . . \$4,554.94

**Tax Title Liens Outstanding**

Balance January 1, 1950 . . . . . \$42,475.10  
 Redeemed by cash . . . . . 2,312.87  
 Balance December 31, 1950 . . . . . \$27,728.34

**Property Acquired by Deed or Foreclosure**

Balance January 1, 1950 . . . . . \$204,149.58  
 Sale for cash . . . . . 156,783.92  
 Balance December 31, 1950 . . . . . \$170,338.77

**CAPITAL DEBT, DECEMBER 31, 1950**

**Gross Debt**

School debt . . . . . \$180,000.00  
 Self-liquidating debt. . . . .  
 Other capital debt . . 1,408,007.00

---

**TOTAL GROSS DEBT . . . . .**      \$1,588,007.00

**Per Capita Gross Debt . . . . .**      \$81.86

**Deductions for**

School debt . . . . . \$180,000.00  
 Self-liquidating debt. . . . .  
 Other capital debt . . . . .

---

**TOTAL DEDUCTIONS . . . . .**      180,000.00

---

**NET DEBT . . . . .**      \$1,408,007.00

**Average Assessed Valuations**

Real Property 1948-1949-1950.. \$14,089,345.00  
 Per Cent of Net Debt . . . . . 9.99

**CURRENT FINANCES DECEMBER 31, 1950**

Cash . . . . . \$382,086.51  
 Taxes receivable . . . . . 49,223.21  
 Tax title liens . . . . . 27,728.34  
 Foreclosed property . . . . . 170,338.77  
 Accounts receivable . . . . . 101,407.50  
 State road aid receivable . . . . . 2,611.98  
 Emergencies and deferred charges . . 15,000.00

---

**TOTAL ASSETS . . . . .**      \$748,396.31

Cash liabilities . . . . . \$10,962.63  
 Reserves . . . . . 348,697.82  
 Surplus revenue . . . . . 388,735.86

---

**TOTAL LIABILITIES AND SURPLUS . . . . .**      \$748,396.31

## MADISON BOROUGH—MORRIS COUNTY

Population Census, 1950—10,412      Land Area 4.0 sq. mi.      Net Valuation Taxable \$12,623,001  
 1940—7,944

### EXPENDITURES AND REQUIRED PAYMENTS FOR 1950

<b>General Government</b>	
Administrative and executive . . . . .	\$52,506.50
Assessment and collection of taxes	10,303.38
Finance Department . . . . .	.....
<b>Protection to Persons &amp; Property</b>	
Fire . . . . .	24,304.37
Police . . . . .	85,329.40
Other . . . . .	.....
<b>Streets and Roads</b>	
Repairs and maintenance . . . . .	70,679.07
Street lighting . . . . .	9,169.56
<b>Sanitation</b>	
Street cleaning . . . . .	.....
Garbage and ash removal . . . . .	33,400.00
Sewers . . . . .	40,545.47
<b>Health and Charities</b>	
Health service . . . . .	17,504.72
Poor (including relief) . . . . .	2,978.25
Hospitals (aid and maintenance) . . . . .	.....
Other . . . . .	150.00
<b>Recreation</b>	
Beaches and boardwalks . . . . .	.....
Parks and playgrounds . . . . .	13,769.22
Other . . . . .	5,745.39
<b>Educational</b>	
(Exclusive of school districts) ..	7,750.00
<b>Unclassified Purposes</b>	
(Including contingent) . . . . .	26,028.14
<b>SUB-TOTAL—Municipal functions..</b>	<b>\$400,163.47</b>

<b>Per Capita—Municipal functions . . . . .</b>	<b>\$38.43</b>
Capital imp'ts and capital imp't fund	\$24,000.00
<b>Debt Service</b>	
Principal payments . . . . .	\$14,040.23
Interest payments ..	3,142.30
Total . . . . .	17,182.53
<b>Per Capita Debt Service . . . . .</b>	<b>\$1.65</b>
<b>Deferred Charges and Statutory Expenditures</b>	
Emergencies . . . . .	.....
Other deferred chgs. . . . .	\$24,401.05
Total . . . . .	24,401.05

<b>TOTAL—Municipal expenditures . . .</b>	<b>\$465,747.05</b>
<b>Required Payments for Local School, County, and Special District Taxes . . . . .</b>	
	549,396.44

<b>TOTAL EXPENDITURES AND REQUIRED PAYMENTS . . . . .</b>	<b>\$1,015,143.49</b>
Reserve for uncollected taxes . . . . .	100,954.71
<b>GRAND TOTAL—Budget . . . . .</b>	<b>\$1,116,098.20</b>

### RECEIPTS AND REVENUES REALIZED IN 1950 TO MEET EXPENDITURES AND REQUIRED PAYMENTS

Surplus revenue appropriated . . . . .	\$75,074.14
Miscellaneous revenues realized . . . . .	228,225.29
State aid revenues realized . . . . .	8,155.50
<b>Delinquent taxes including</b>	
liens—1950 collections . . . . .	60,158.87
current taxes—1950 collections..	723,751.26
Emergency borrowings . . . . .	6,500.00
<b>TOTAL RECEIPTS AND REVENUES REALIZED . . . . .</b>	<b>\$1,101,865.06</b>

### CAPITAL OUTLAY—1950

Beaches and boardwalks . . . . .	.....
Buildings and equipment . . . . .	.....
Parks and playgrounds . . . . .	.....
Sewers . . . . .	\$18,987.87
Streets, roads and bridges . . . . .	4,673.81
Water supply . . . . .	.....
Other . . . . .	16,190.86

<b>Tax rate . . . . .</b>	<b>\$6.10</b>
Local school tax rate . . . . .	3.35
County tax rate . . . . .	1.00
Local purpose tax rate . . . . .	1.75

### TAXES

Local school tax . . . . .	\$422,908.83
County taxes . . . . .	126,487.61
Special district taxes . . . . .	.....
Local purpose levy . . . . .	549,396.44
<b>Total tax levy (tax duplicate) ..</b>	<b>\$772,105.84</b>

<b>Per Capita Total Tax Levy . . . . .</b>	<b>\$74.16</b>
--------------------------------------------	----------------

<b>Current</b>	
1950 taxes levied (total) . . . . .	\$783,716.57
Collected in 1950 . . . . .	723,751.26
Per cent of levy collected in 1950 . . . . .	92.35
Transferred to liens . . . . .	2,766.35
Cancelled, abated or adjusted . . . . .	3,012.63
Outstanding December 31, 1950 ..	\$54,186.33

<b>All Prior Years Outstanding</b>	
Balance January 1, 1950 . . . . .	\$69,575.04
Collected in 1950 . . . . .	59,368.91
Balance December 31, 1950 . . . . .	\$9,569.16

<b>Tax Title Liens Outstanding</b>	
Balance January 1, 1950 . . . . .	\$27,202.01
Redeemed by cash . . . . .	789.96
Balance December 31, 1950 . . . . .	\$29,178.40

<b>Property Acquired by Deed or Foreclosure</b>	
Balance January 1, 1950 . . . . .	\$3,500.00
Sale for cash . . . . .	.....
Balance December 31, 1950 . . . . .	\$3,500.00

### CAPITAL DEBT, DECEMBER 31, 1950

<b>Gross Debt</b>	
School debt . . . . .	\$806,000.00
Self-liquidating debt. . . . .	181,500.00
Other capital debt . . . . .	585,823.00
<b>TOTAL GROSS DEBT . . . . .</b>	<b>\$1,573,323.00</b>
<b>Per Capita Gross Debt . . . . .</b>	<b>\$151.11</b>

<b>Deductions for</b>	
School debt . . . . .	\$806,000.00
Self-liquidating debt. . . . .	181,500.00
Other capital debt . . . . .	.....
<b>TOTAL DEDUCTIONS . . . . .</b>	<b>987,500.00</b>
<b>NET DEBT . . . . .</b>	<b>\$585,823.00</b>

<b>Average Assessed Valuations</b>	
Real Property 1948-1949-1950..	\$11,757,234.00
Per Cent of Net Debt . . . . .	4.98

### CURRENT FINANCES DECEMBER 31, 1950

Cash . . . . .	\$135,297.27
Taxes receivable . . . . .	63,755.48
Tax title liens . . . . .	29,178.40
Foreclosed property . . . . .	3,500.00
Accounts receivable . . . . .	2,910.68
State road aid receivable . . . . .	.....
Emergencies and deferred charges ..	7,500.00
<b>TOTAL ASSETS . . . . .</b>	<b>\$242,141.84</b>

Cash liabilities . . . . .	\$30,911.70
Reserves . . . . .	99,344.57
Surplus revenue . . . . .	111,885.57

<b>TOTAL LIABILITIES AND SURPLUS . . . . .</b>	<b>\$242,141.84</b>
------------------------------------------------	---------------------

**MADISON TOWNSHIP—MIDDLESEX COUNTY**

Population Census, 1950—7,365      Land Area 37.7 sq. mi.      Net Valuation Taxable \$2,736,315  
 1940—3,803

<b>EXPENDITURES AND RE- QUIRED PAYMENTS FOR 1950</b>	
<b>General Government</b>	
Administrative and executive .....	\$13,850.00
Assessment and collection of taxes .....	6,050.00
Finance Department .....	375.00
<b>Protection to Persons &amp; Property</b>	
Fire .....	850.00
Police .....	19,800.00
Other .....	.....
<b>Streets and Roads</b>	
Repairs and maintenance .....	23,650.00
Street lighting .....	6,000.00
<b>Sanitation</b>	
Street cleaning .....	.....
Garbage and ash removal .....	.....
Sewers .....	.....
<b>Health and Charities</b>	
Health service .....	2,250.00
Poor (including relief) .....	6,050.00
Hospitals (aid and maintenance) .....	.....
Other .....	.....
<b>Recreation</b>	
Beaches and boardwalks .....	.....
Parks and playgrounds .....	.....
Other .....	.....
<b>Educational</b> (Exclusive of school districts) ..	
.....	.....
<b>Unclassified Purposes</b> (Including contingent) .....	
.....	900.00
<b>SUB-TOTAL—Municipal functions..</b>	<b>\$79,775.00</b>
<b>Per Capita—Municipal functions .....</b>	
.....	<b>\$10.83</b>
Capital imp'ts and capital imp't fund .....	\$7,000.00
<b>Debt Service</b>	
Principal payments .....	.....
Interest payments .....	.....
Total .....	.....
<b>Per Capita Debt Service .....</b>	
.....	.....
<b>Deferred Charges and Statutory Expenditures</b>	
Emergencies .....	\$6,000.00
Other deferred chgs. ....	945.66
Total .....	6,945.66
<b>TOTAL—Municipal expenditures ...</b>	<b>\$93,720.66</b>
<b>Required Payments for Local School, County, and Special District Taxes .....</b>	
.....	234,492.20
<b>TOTAL EXPENDITURES AND REQUIRED PAYMENTS .....</b>	<b>\$328,212.86</b>
Reserve for uncollected taxes .....	\$50,940.34
<b>GRAND TOTAL—Budget .....</b>	<b>\$379,153.20</b>
<b>RECEIPTS AND REVENUES REALIZED IN 1950 TO MEET EXPENDITURES AND REQUIRED PAYMENTS</b>	
Surplus revenue appropriated ..	\$55,000.00
Miscellaneous revenues realized ..	51,030.43
State aid revenues realized .....	11,772.86
<b>Delinquent taxes including</b>	
Liens—1950 collections .....	50,816.04
Current taxes—1950 collections ..	190,180.42
Emergency borrowings .....	.....
<b>TOTAL RECEIPTS AND REVENUES REALIZED .....</b>	<b>\$358,799.75</b>

**CAPITAL OUTLAY—1950**

Beaches and boardwalks .....	.....
Buildings and equipment .....	.....
Parks and playgrounds .....	.....
Sewers .....	.....
Streets, roads and bridges .....	.....
Water supply .....	.....
Other .....	.....

<b>Tax rate .....</b>	<b>\$8.37</b>
Local school tax rate .....	6.75
County tax rate .....	1.62
Local purpose tax rate .....	.....

**TAXES**

Local school tax ...	\$184,721.68	
County taxes .....	44,295.52	
Special district taxes .....	5,475.00	
Local purpose levy .....	.....	\$234,492.20
<b>Total tax levy (tax duplicate) ..</b>		<b>\$234,492.20</b>

<b>Per Capita Total Tax Levy .....</b>	<b>\$31.84</b>
----------------------------------------	----------------

**Current**

1950 taxes levied (total) .....	\$237,777.84
Collected in 1950 .....	190,180.42
Per cent of levy collected in 1950 ...	79.98
Transferred to liens .....	8,060.44
Cancelled, abated or adjusted ...	2,825.56
Outstanding December 31, 1950 ..	\$36,711.42

**All Prior Years Outstanding**

Balance January 1, 1950 .....	\$70,678.65
Collected in 1950 .....	47,331.22
Balance December 31, 1950 .....	\$14,561.14

**Tax Title Liens Outstanding**

Balance January 1, 1950 .....	\$75,888.13
Redeemed by cash .....	3,484.82
Balance December 31, 1950 .....	\$82,580.27

**Property Acquired by Deed or Foreclosure**

Balance January 1, 1950 .....	.....
Sale for cash .....	.....
Balance December 31, 1950 .....	.....

**CAPITAL DEBT, DECEMBER 31, 1950**

**Gross Debt**

School debt .....	\$263,200.00
Self-liquidating debt. ....	.....
Other capital debt ..	.....
<b>TOTAL GROSS DEBT .....</b>	<b>\$263,200.00</b>
<b>Per Capita Gross Debt .....</b>	<b>\$35.74</b>

**Deductions for**

School debt .....	\$162,778.00
Self-liquidating debt. ....	.....
Other capital debt ..	.....
<b>TOTAL DEDUCTIONS .....</b>	<b>162,778.00</b>
<b>NET DEBT .....</b>	<b>\$100,422.00</b>

**Average Assessed Valuations**

Real Property 1948-1949-1950 ..	\$2,712,967.00
Per Cent of Net Debt .....	3.70

**CURRENT FINANCES DECEMBER 31, 1950**

Cash .....	\$134,364.22
Taxes receivable .....	51,272.56
Tax title liens .....	82,580.27
Foreclosed property .....	.....
Accounts receivable .....	2,255.01
State road aid receivable .....	.....
Emergencies and deferred charges ..	1,500.00
<b>TOTAL ASSETS .....</b>	<b>\$271,972.06</b>

Cash liabilities .....	\$25,857.89
Reserves .....	136,107.84
Surplus revenue .....	110,006.33
<b>TOTAL LIABILITIES AND SURPLUS .....</b>	<b>\$271,972.06</b>

## MAGNOLIA BOROUGH—CAMDEN COUNTY

Population Census, 1950—1,880  
1940—1,552

Land Area 0.99 sq. mi.

Net Valuation Taxable \$1,124,001

### EXPENDITURES AND REQUIRED PAYMENTS FOR 1950

<b>General Government</b>	
Administrative and executive .....	\$5,963.50
Assessment and collection of taxes .....	3,860.00
Finance Department .....	750.00
<b>Protection to Persons &amp; Property</b>	
Fire .....	2,920.00
Police .....	1,947.20
Other .....	.....
<b>Streets and Roads</b>	
Repairs and maintenance .....	9,495.00
Street lighting .....	4,700.00
<b>Sanitation</b>	
Street cleaning .....	.....
Garbage and ash removal .....	50.00
Sewers .....	.....
<b>Health and Charities</b>	
Health service .....	735.00
Poor (including relief) .....	700.00
Hospitals (aid and maintenance) .....	.....
Other .....	.....
<b>Recreation</b>	
Beaches and boardwalks .....	.....
Parks and playgrounds .....	979.30
Other .....	.....
<b>Educational</b>	
(Exclusive of school districts) ..	110.00
<b>Unclassified Purposes</b>	
(Including contingent) .....	150.00
<b>SUB-TOTAL—Municipal functions..</b>	<b>\$32,360.00</b>

<b>Per Capita—Municipal functions .....</b>	<b>\$17.21</b>
Capital imp'ts and capital imp't fund .....	.....
<b>Debt Service</b>	
Principal payments ..	\$9,000.00
Interest payments ..	4,590.00
<b>Total .....</b>	<b>\$13,590.00</b>
<b>Per Capita Debt Service .....</b>	
<b>Deferred Charges and Statutory Expenditures</b>	<b>\$7.23</b>
Emergencies .....	.....
Other deferred chgs. .....	.....
<b>Total .....</b>	<b>.....</b>

**TOTAL—Municipal expenditures ...** **\$45,950.00**

**Required Payments for Local School, County, and Special District Taxes .....** **50,213.07**

**TOTAL EXPENDITURES AND REQUIRED PAYMENTS .....** **\$96,163.07**

Reserve for uncollected taxes .....

**GRAND TOTAL—Budget .....** **\$103,913.07**

### RECEIPTS AND REVENUES REALIZED IN 1950 TO MEET EXPENDITURES AND REQUIRED PAYMENTS

Surplus revenue appropriated ..	\$5,100.00
Miscellaneous revenues realized ..	16,164.61
State aid revenues realized .....	3,115.49
<b>Delinquent taxes including</b>	
liens—1950 collections .....	5,226.45
Current taxes—1950 collections..	76,486.02
Emergency borrowings .....	.....

**TOTAL RECEIPTS AND REVENUES REALIZED .....** **\$106,092.57**

### CAPITAL OUTLAY—1950

Beaches and boardwalks .....	.....
Buildings and equipment .....	.....
Parks and playgrounds .....	.....
Sewers .....	.....
Streets, roads and bridges .....	.....
Water supply .....	.....
Other .....	.....

<b>Tax rate .....</b>	<b>\$7.16</b>
Local school tax rate .....	3.04
County tax rate .....	1.43
Local purpose tax rate .....	2.69

### TAXES

Local school tax ...	\$34,167.99	
County taxes .....	16,045.08	
Special district taxes .....	.....	
<b>Local purpose levy .....</b>	<b>.....</b>	<b>\$50,213.07</b>
<b>Total tax levy (tax duplicate) ..</b>	<b>.....</b>	<b>\$80,263.07</b>
<b>Per Capita Total Tax Levy .....</b>	<b>\$42.69</b>	

### Current

1950 taxes levied (total) .....	\$82,676.56
Collected in 1950 .....	76,486.02
Per cent of levy collected in 1950 ..	92.51
Transferred to liens .....	.....
Cancelled, abated or adjusted .....	.....
Outstanding December 31, 1950 ..	<b>\$6,190.54</b>

### All Prior Years Outstanding

Balance January 1, 1950 .....	\$5,424.49
Collected in 1950 .....	5,022.29
Balance December 31, 1950 .....	<b>\$402.20</b>

### Tax Title Liens Outstanding

Balance January 1, 1950 .....	\$9,292.94
Redeemed by cash .....	204.16
Balance December 31, 1950 .....	<b>\$9,088.78</b>

### Property Acquired by Deed or Foreclosure

Balance January 1, 1950 .....	\$37,558.24
Sale for cash .....	12,100.00
Balance December 31, 1950 .....	<b>\$25,458.24</b>

### CAPITAL DEBT, DECEMBER 31, 1950

<b>Gross Debt</b>	
School debt .....	\$23,000.00
Self-liquidating debt. ....	.....
Other capital debt ..	106,000.00
<b>TOTAL GROSS DEBT .....</b>	<b>\$129,000.00</b>
<b>Per Capita Gross Debt .....</b>	<b>\$68.62</b>

### Deductions for

School debt .....	\$23,000.00
Self-liquidating debt. ....	.....
Other capital debt ..	.....
<b>TOTAL DEDUCTIONS .....</b>	<b>23,000.00</b>
<b>NET DEBT .....</b>	<b>\$106,000.00</b>

### Average Assessed Valuations

Real Property 1948-1949-1950..	\$1,002,848.00
Per Cent of Net Debt .....	10.56

### CURRENT FINANCES DECEMBER 31, 1950

Cash .....	\$44,415.94
Taxes receivable .....	6,592.74
Tax title liens .....	9,088.78
Foreclosed property .....	25,458.24
Accounts receivable .....	9,393.39
State road aid receivable .....	16,084.55
Emergencies and deferred charges ..	394.28
<b>TOTAL ASSETS .....</b>	<b>\$111,427.92</b>
Cash liabilities .....	\$18,775.25
Reserves .....	50,533.15
Surplus revenue .....	42,119.52

### TOTAL LIABILITIES AND SURPLUS

**\$111,427.92**

## MAHWAH TOWNSHIP—BERGEN COUNTY

Population Census, 1950—4,662      Land Area 25.7 sq. mi.      Net Valuation Taxable \$5,224,287  
 1940—3,908

<b>EXPENDITURES AND RE- QUIRED PAYMENTS FOR 1950</b>	
<b>General Government</b>	
Administrative and executive . . . . .	\$15,290.00
Assessment and collection of taxes . . . . .	7,300.00
Finance Department . . . . .	966.51
<b>Protection to Persons &amp; Property</b>	
Fire . . . . .	7,100.00
Police . . . . .	25,883.49
Other . . . . .	. . . . .
<b>Streets and Roads</b>	
Repairs and maintenance . . . . .	34,858.88
Street lighting . . . . .	4,350.00
<b>Sanitation</b>	
Street cleaning . . . . .	. . . . .
Garbage and ash removal . . . . .	. . . . .
Sewers . . . . .	. . . . .
<b>Health and Charities</b>	
Health service . . . . .	6,060.00
Poor (including relief) . . . . .	1,700.00
Hospitals (aid and maintenance) . . . . .	. . . . .
Other . . . . .	. . . . .
<b>Recreation</b>	
Beaches and boardwalks . . . . .	. . . . .
Parks and playgrounds . . . . .	1,550.00
Other . . . . .	. . . . .
<b>Educational</b> (Exclusive of school districts) . . . . .	
	3,354.75
<b>Unclassified Purposes</b> (Including contingent) . . . . .	
	1,000.00
<b>SUB-TOTAL—Municipal functions..</b>	<b>\$109,413.63</b>
<b>Per Capita—Municipal functions . . . . .</b>	<b>\$23.47</b>
Capital imp'ts and capital imp't fund . . . . .	\$16,750.00
<b>Debt Service</b>	
Principal payments . . . . .	\$6,230.05
Interest payments . . . . .	93.45
<b>Total . . . . .</b>	<b>6,323.50</b>
<b>Per Capita Debt Service . . . . .</b>	
	<b>\$1.36</b>
<b>Deferred Charges and Statutory Expenditures</b>	
Emergencies . . . . .	\$5,000.00
Other deferred chgs. . . . .	10,524.56
<b>Total . . . . .</b>	<b>15,524.56</b>
<b>TOTAL—Municipal expenditures . . . . .</b>	<b>\$148,011.69</b>
<b>Required Payments for Local School, County, and Special District Taxes . . . . .</b>	
	<b>177,266.20</b>
<b>TOTAL EXPENDITURES AND RE- QUIRED PAYMENTS . . . . .</b>	<b>\$325,277.99</b>
Reserve for uncollected taxes . . . . .	\$27,939.01
<b>GRAND TOTAL—Budget . . . . .</b>	<b>\$353,217.00</b>
<b>RECEIPTS AND REVENUES REALIZED IN 1950 TO MEET EXPENDITURES AND RE- QUIRED PAYMENTS</b>	
Surplus revenue appropriated . . . . .	\$47,000.00
Miscellaneous revenues realized . . . . .	45,281.83
State aid revenues realized . . . . .	12,780.61
Delinquent taxes including liens—1950 collections . . . . .	7,606.92
Current taxes—1950 collections . . . . .	248,485.29
Emergency borrowings . . . . .	. . . . .
<b>TOTAL RECEIPTS AND REVENUES REALIZED . . . . .</b>	<b>\$361,154.65</b>
<b>CAPITAL OUTLAY—1950</b>	
Beaches and boardwalks . . . . .	. . . . .
Buildings and equipment . . . . .	. . . . .
Parks and playgrounds . . . . .	. . . . .
Sewers . . . . .	7,606.92
Streets, roads and bridges . . . . .	. . . . .
Water supply . . . . .	. . . . .
Other . . . . .	. . . . .

<b>Tax rate . . . . .</b>	<b>\$4.03</b>
Local school tax rate . . . . .	2.50
County tax rate . . . . .	0.89
Local purpose tax rate . . . . .	1.54

### TAXES

Local school tax . . . . .	\$130,805.00	
County taxes . . . . .	46,461.30	
Special district taxes . . . . .	. . . . .	
<b>Local purpose levy . . . . .</b>		<b>\$177,266.30</b>
		80,063.50
<b>Total tax levy (tax duplicate) . . . . .</b>		<b>\$257,329.80</b>

**Per Capita Total Tax Levy . . . . . \$55.20**

<b>Current</b>	
1950 taxes levied (total) . . . . .	\$261,086.35
Collected in 1950 . . . . .	248,485.29
Per cent of levy col- lected in 1950 . . . . .	95.17
Transferred to liens . . . . .	. . . . .
Cancelled, abated or adjusted . . . . .	3,235.44
Outstanding December 31, 1950 . . . . .	\$9,365.62

<b>All Prior Years Outstanding</b>	
Balance January 1, 1950 . . . . .	\$7,689.53
Collected in 1950 . . . . .	7,606.92
Balance December 31, 1950 . . . . .	\$0.35

<b>Tax Title Liens Outstanding</b>	
Balance January 1, 1950 . . . . .	. . . . .
Redeemed by cash . . . . .	. . . . .
Balance December 31, 1950 . . . . .	. . . . .

<b>Property Acquired by Deed or Foreclosure</b>	
Balance January 1, 1950 . . . . .	. . . . .
Sale for cash . . . . .	. . . . .
Balance December 31, 1950 . . . . .	. . . . .

### CAPITAL DEBT, DECEMBER 31, 1950

<b>Gross Debt</b>	
School debt . . . . .	\$18,000.00
Self-liquidating debt. . . . .	185,000.00
Other capital debt . . . . .	. . . . .
<b>TOTAL GROSS DEBT . . . . .</b>	<b>\$203,000.00</b>
<b>Per Capita Gross Debt . . . . .</b>	<b>\$43.54</b>

<b>Deductions for</b>	
School debt . . . . .	\$18,000.00
Self-liquidating debt. . . . .	185,000.00
Other capital debt . . . . .	. . . . .
<b>TOTAL DEDUCTIONS . . . . .</b>	<b>203,000.00</b>
<b>NET DEBT . . . . .</b>	<b>. . . . .</b>

<b>Average Assessed Valuations</b>	
Real Property 1948-1949-1950 . . . . .	\$4,443,060.00
<b>Per Cent of Net Debt . . . . .</b>	<b>. . . . .</b>

### CURRENT FINANCES DECEMBER 31, 1950

Cash . . . . .	\$101,325.64
Taxes receivable . . . . .	9,365.97
Tax title liens . . . . .	. . . . .
Foreclosed property . . . . .	. . . . .
Accounts receivable . . . . .	577.72
State road aid receivable . . . . .	8,900.00
Emergencies and deferred charges . . . . .	. . . . .
<b>TOTAL ASSETS . . . . .</b>	<b>\$119,269.33</b>

Cash liabilities . . . . .	\$25,070.02
Reserves . . . . .	9,943.69
Surplus revenue . . . . .	84,255.62
<b>TOTAL LIABILITIES AND SURPLUS . . . . .</b>	<b>\$119,269.33</b>

**MANALAPAN TOWNSHIP—MONMOUTH COUNTY**

Population Census, 1950—3,031  
1940—1,900

Land Area 32.1 sq. mi.

Net Valuation Taxable \$1,442,221

**EXPENDITURES AND REQUIRED PAYMENTS FOR 1950**

<b>General Government</b>	
Administrative and executive . . . . .	\$5,146.10
Assessment and collection of taxes . . . . .	2,009.92
Finance Department . . . . .	125.00
<b>Protection to Persons &amp; Property</b>	
Fire . . . . .	850.00
Police . . . . .	1,498.90
Other . . . . .	.....
<b>Streets and Roads</b>	
Repairs and maintenance . . . . .	12,952.31
Street lighting . . . . .	103.31
<b>Sanitation</b>	
Street cleaning . . . . .	.....
Garbage and ash removal . . . . .	.....
Sewers . . . . .	.....
<b>Health and Charities</b>	
Health service . . . . .	165.50
Poor (including relief) . . . . .	2,330.00
Hospitals (aid and maintenance) . . . . .	.....
Other . . . . .	.....
<b>Recreation</b>	
Beaches and boardwalks . . . . .	.....
Parks and playgrounds . . . . .	.....
Other . . . . .	.....
<b>Educational</b>	
(Exclusive of school districts) . . . . .	.....
<b>Unclassified Purposes</b>	
(Including contingent) . . . . .	14.65
<b>SUB-TOTAL—Municipal functions..</b>	<b>\$25,195.69</b>

<b>Per Capita—Municipal functions . . . . .</b>	<b>\$8.31</b>
Capital imp'ts and capital imp't fund . . . . .	\$9,000.00
<b>Debt Service</b>	
Principal payments . . . . .	.....
Interest payments . . . . .	.....
Total . . . . .	.....
<b>Per Capita Debt Service</b>	
Service . . . . .	.....
<b>Deferred Charges and Statutory Expenditures</b>	
Emergencies . . . . .	.....
Other deferred chgs. . . . .	.....
Total . . . . .	.....

**TOTAL—Municipal expenditures . . . . . \$34,195.69**

**Required Payments for Local School, County, and Special District Taxes . . . . . 68,826.91**

**TOTAL EXPENDITURES AND REQUIRED PAYMENTS . . . . . \$103,022.60**

Reserve for uncollected taxes . . . . . \$21,414.00

**GRAND TOTAL—Budget . . . . . \$124,436.60**

**RECEIPTS AND REVENUES REALIZED IN 1950 TO MEET EXPENDITURES AND REQUIRED PAYMENTS**

Surplus revenue appropriated . . . . .	\$8,000.00
Miscellaneous revenues realized . . . . .	17,897.37
State aid revenues realized . . . . .	6,599.00
<b>Delinquent taxes including</b>	
liens—1950 collections . . . . .	19,654.80
Current taxes—1950 collections.. . . .	64,554.28
Emergency borrowings . . . . .	.....
<b>TOTAL RECEIPTS AND REVENUES REALIZED . . . . .</b>	<b>\$116,705.45</b>

**CAPITAL OUTLAY—1950**

Beaches and boardwalks . . . . .	.....
Buildings and equipment . . . . .	.....
Parks and playgrounds . . . . .	.....
Sewers . . . . .	.....
Streets, roads and bridges . . . . .	.....
Water supply . . . . .	.....
Other . . . . .	.....

<b>Tax rate . . . . .</b>	<b>\$5.78</b>
Local school tax rate . . . . .	3.26
County tax rate . . . . .	1.51
Local purpose tax rate . . . . .	1.01

**TAXES**

Local school tax . . . . .	\$46,980.41
County taxes . . . . .	21,846.50
Special district taxes . . . . .	.....
<b>Local purpose levy . . . . .</b>	<b>\$68,826.91</b>
<b>Total tax levy (tax duplicate) ..</b>	<b>\$83,326.91</b>
<b>Per Capita Total Tax Levy . . . . .</b>	<b>\$27.40</b>

<b>Current</b>	
1950 taxes levied (total) . . . . .	\$83,377.75
Collected in 1950 . . . . .	64,554.28
Per cent of levy collected in 1950 . . . . .	77.42
Transferred to liens . . . . .	154.05
Cancelled, abated or adjusted . . . . .	40.46
Outstanding December 31, 1950 .. . . .	\$18,628.96

<b>All Prior Years Outstanding</b>	
Balance January 1, 1950 . . . . .	\$21,776.03
Collected in 1950 . . . . .	19,582.01
Balance December 31, 1950 . . . . .	\$1,372.77

<b>Tax Title Liens Outstanding</b>	
Balance January 1, 1950 . . . . .	\$1,563.44
Redeemed by cash . . . . .	72.79
Balance December 31, 1950 . . . . .	\$2,541.95

<b>Property Acquired by Deed or Foreclosure</b>	
Balance January 1, 1950 . . . . .	.....
Sale for cash . . . . .	.....
Balance December 31, 1950 . . . . .	.....

**CAPITAL DEBT, DECEMBER 31, 1950**

<b>Gross Debt</b>	
School debt . . . . .	\$5,994.00
Self-liquidating debt . . . . .	.....
Other capital debt . . . . .	.....
<b>TOTAL GROSS DEBT . . . . .</b>	<b>\$5,994.00</b>
<b>Per Capita Gross Debt . . . . .</b>	<b>\$1.98</b>

<b>Deductions for</b>	
School debt . . . . .	\$5,994.00
Self-liquidating debt . . . . .	.....
Other capital debt . . . . .	.....
<b>TOTAL DEDUCTIONS . . . . .</b>	<b>5,994.00</b>

**NET DEBT . . . . .**

<b>Average Assessed Valuations</b>	
Real Property 1948-1949-1950.. . . .	\$1,258,931.00
Per Cent of Net Debt . . . . .	.....

**CURRENT FINANCES DECEMBER 31, 1950**

Cash . . . . .	\$42,612.96
Taxes receivable . . . . .	20,001.73
Tax title liens . . . . .	2,541.95
Foreclosed property . . . . .	.....
Accounts receivable . . . . .	1,671.18
State road aid receivable . . . . .	1,350.00
Emergencies and deferred charges . . . . .	.....
<b>TOTAL ASSETS . . . . .</b>	<b>\$68,177.82</b>

Cash liabilities . . . . .	\$1,259.91
Reserves . . . . .	24,214.86
Surplus revenue . . . . .	42,703.05
<b>TOTAL LIABILITIES AND SURPLUS . . . . .</b>	<b>\$68,177.82</b>

**MANASQUAN BOROUGH—MONMOUTH COUNTY**

Population Census, 1950—3,172      Land Area 1.7 sq. mi.      Net Valuation Taxable \$3,745,878  
 1940—2,340

**EXPENDITURES AND REQUIRED PAYMENTS FOR 1950**

**General Government**

Administrative and executive ..... \$17,494.41  
 Assessment and collection of taxes ..... 11,528.76  
 Finance Department .....

**Protection to Persons & Property**

Fire ..... 8,000.00  
 Police ..... 40,516.91  
 Other .....

**Streets and Roads**

Repairs and maintenance ..... 27,335.14  
 Street lighting ..... 12,330.53

**Sanitation**

Street cleaning .....  
 Garbage and ash removal ..... 18,645.00  
 Sewers .....

**Health and Charities**

Health service ..... 1,200.00  
 Poor (including relief) ..... 1,810.00  
 Hospitals (aid and maintenance) ..  
 Other .....

**Recreation**

Beaches and boardwalks ..... 23,999.64  
 Parks and playgrounds ..... 1,450.00  
 Other ..... 750.00

**Educational**  
 (Exclusive of school districts) .. 750.00

**Unclassified Purposes**  
 (Including contingent) ..... 8,479.32

**SUB-TOTAL—Municipal functions..** \$174,289.71

**Per Capita—Municipal functions ....** \$54.95

Capital imp'ts and capital imp't fund \$21,105.87

**Debt Service**

Principal payments . \$12,410.00  
 Interest payments . 1,891.96

Total ..... 14,301.96

**Per Capita Debt Service .....** \$4.51

**Deferred Charges and Statutory Expenditures**

Emergencies .....  
 Other deferred chgs. \$7,561.94

Total ..... 7,561.94

**TOTAL—Municipal expenditures ...** \$217,259.48

**Required Payments for Local School, County, and Special District Taxes .....** 134,666.08

**TOTAL EXPENDITURES AND REQUIRED PAYMENTS .....** \$351,925.56

Reserve for uncollected taxes ..... \$27,333.78

**GRAND TOTAL—Budget .....** \$379,259.34

**RECEIPTS AND REVENUES REALIZED IN 1950 TO MEET EXPENDITURES AND REQUIRED PAYMENTS**

Surplus revenue appropriated .. \$28,605.87  
 Miscellaneous revenues realized. 86,463.66  
 State aid revenues realized .... 6,171.25  
 Delinquent taxes including  
   liens—1950 collections ..... 16,680.79  
 Current taxes—1950 collections.. 261,079.41  
 Emergency borrowings .....

**TOTAL RECEIPTS AND REVENUES REALIZED .....** \$399,000.98

**CAPITAL OUTLAY—1950**

Beaches and boardwalks .....  
 Buildings and equipment .....  
 Parks and playgrounds .....  
 Sewers .....  
 Streets, roads and bridges ..... \$48,740.55  
 Water supply ..... 33,467.96  
 Other ..... 2,400.00

**Tax rate .....** \$7.28  
 Local school tax rate ..... 2.08  
 County tax rate ..... 1.52  
 Local purpose tax rate .... 3.68

**TAXES**

Local school tax ... \$77,870.00  
 County taxes ..... 56,796.08  
 Special district taxes .....

Local purpose levy ..... \$134,666.08  
 139,031.68

**Total tax levy (tax duplicate) ..** \$273,697.76

**Per Capita Total Tax Levy .....** \$86.29

**Current**

1950 taxes levied (total) ..... \$274,197.46  
 Collected in 1950 ..... 261,079.41  
 Per cent of levy collected in 1950 ... 95.21

Transferred to liens ..... 1,825.47  
 Cancelled, abated or adjusted ... 352.25  
 Outstanding December 31, 1950 .. \$10,940.33

**All Prior Years Outstanding**

Balance January 1, 1950 ..... \$14,025.25  
 Collected in 1950 ..... 14,016.07  
 Balance December 31, 1950 .....

**Tax Title Liens Outstanding**

Balance January 1, 1950 ..... \$36,964.52  
 Redeemed by cash ..... 2,664.72  
 Balance December 31, 1950 ..... \$25,868.75

**Property Acquired by Deed or Foreclosure**

Balance January 1, 1950 ..... \$34,895.00  
 Sale for cash ..... 20,603.00  
 Balance December 31, 1950 ..... \$31,290.00

**CAPITAL DEBT, DECEMBER 31, 1950**

**Gross Debt**

School debt ..... \$160,000.00  
 Self-liquidating debt. 144,222.00  
 Other capital debt .. 97,278.00

**TOTAL GROSS DEBT .....** \$401,500.00

**Per Capita Gross Debt .....** \$126.58

**Deductions for**

School debt ..... \$160,000.00  
 Self-liquidating debt. 144,222.00  
 Other capital debt .. 28,633.00

**TOTAL DEDUCTIONS .....** 332,855.00

**NET DEBT .....** \$68,645.00

**Average Assessed Valuations**

Real Property 1948-1949-1950.. \$3,507,040.00  
 Per Cent of Net Debt ..... 1.95

**CURRENT FINANCES DECEMBER 31, 1950**

Cash ..... \$136,235.13  
 Taxes receivable ..... 10,940.33  
 Tax title liens ..... 25,868.75  
 Foreclosed property ..... 31,290.00  
 Accounts receivable ..... 533.53  
 State road aid receivable .....  
 Emergencies and deferred charges ..

**TOTAL ASSETS .....** \$204,887.74

Cash liabilities ..... \$8,424.51  
 Reserves ..... 68,652.61  
 Surplus revenue ..... 127,810.62

**TOTAL LIABILITIES AND SURPLUS .....** \$204,887.74

## MANCHESTER TOWNSHIP—OCEAN COUNTY

Population Census, 1950—1,759  
1940—918

Land Area 82.3 sq. mi.

Net Valuation Taxable \$526,445

### EXPENDITURES AND RE- QUIRED PAYMENTS FOR 1950

<b>General Government</b>	
Administrative and executive .....	\$3,192.63
Assessment and collection of taxes	2,169.50
Finance Department .....	.....
<b>Protection to Persons &amp; Property</b>	
Fire .....	1,100.00
Police .....	494.61
Other .....	.....
<b>Streets and Roads</b>	
Repairs and maintenance .....	9,181.63
Street lighting .....	310.41
<b>Sanitation</b>	
Street cleaning .....	.....
Garbage and ash removal .....	.....
Sewers .....	.....
<b>Health and Charities</b>	
Health service .....	86.41
Poor (including relief) .....	600.50
Hospitals (aid and maintenance) ..	.....
Other .....	.....
<b>Recreation</b>	
Beaches and boardwalks .....	.....
Parks and playgrounds .....	.....
Other .....	.....
<b>Educational</b>	
(Exclusive of school districts) ..	.....
<b>Unclassified Purposes</b>	
(Including contingent) .....	8.00
<b>SUB-TOTAL—Municipal functions..</b>	<b>\$17,143.69</b>

<b>Per Capita—Municipal functions .....</b>	<b>\$9.75</b>
Capital imp'ts and capital imp't fund	\$2,416.00
<b>Debt Service</b>	
Principal payments ..	.....
Interest payments ..	.....
Total .....	.....
<b>Per Capita Debt Service .....</b>	
<b>Deferred Charges and Statutory Expenditures</b>	
Emergencies .....	.....
Other deferred chgs. .....	\$966.87
Total .....	966.87

**TOTAL—Municipal expenditures ...** **\$20,526.56**

**Required Payments for Local School, County, and Special District Taxes .....** **27,030.18**

**TOTAL EXPENDITURES AND REQUIRED PAYMENTS .....** **\$47,556.74**

Reserve for uncollected taxes .....

**GRAND TOTAL—Budget .....** **\$57,697.22**

### RECEIPTS AND REVENUES REALIZED IN 1950 TO MEET EXPENDITURES AND RE- QUIRED PAYMENTS

Surplus revenue appropriated ..	\$4,500.00
Miscellaneous revenues realized.	13,896.82
State aid revenues realized .....	5,193.00
Delinquent taxes including	.....
liens—1950 collections .....	7,397.20
Current taxes—1950 collections..	23,770.96
Emergency borrowings .....	.....
<b>TOTAL RECEIPTS AND REVENUES REALIZED .....</b>	<b>\$54,757.98</b>

### CAPITAL OUTLAY—1950

Beaches and boardwalks .....	.....
Buildings and equipment .....	.....
Parks and playgrounds .....	.....
Sewers .....	.....
Streets, roads and bridges .....	.....
Water supply .....	.....
Other .....	.....

<b>Tax rate .....</b>	<b>\$6.59</b>
Local school tax rate .....	3.10
County tax rate .....	2.04
Local purpose tax rate .....	1.45

### TAXES

Local school tax ..	\$16,300.00	
County taxes .....	10,730.18	
Special district taxes .....	.....	
Local purpose levy .....	.....	\$27,030.18
		<u>7,659.35</u>

**Total tax levy (tax duplicate) ..** **\$34,689.53**

**Per Capita Total Tax Levy .....** **\$19.72**

### Current

1950 taxes levied (total) .....	\$34,869.13
Collected in 1950 .....	\$23,770.96
Per cent of levy col- lected in 1950 ...	68.17
Transferred to liens .....	1,000.00
Cancelled, abated or adjusted .....	200.00
Outstanding December 31, 1950 ..	<u>\$9,898.17</u>

### All Prior Years Outstanding

Balance January 1, 1950 .....	\$9,607.21
Collected in 1950 .....	6,474.13
Balance December 31, 1950 .....	<u>\$2,933.08</u>

### Tax Title Liens Outstanding

Balance January 1, 1950 .....	\$7,095.04
Redeemed by cash .....	923.07
Balance December 31, 1950 .....	<u>\$7,446.97</u>

### Property Acquired by Deed or

<b>Foreclosure</b>	
Balance January 1, 1950 .....	\$1,825.00
Sale for cash .....	.....
Balance December 31, 1950 .....	<u>\$1,825.00</u>

### CAPITAL DEBT, DECEMBER 31, 1950

<b>Gross Debt</b>	
School debt .....	.....
Self-liquidating debt. ....	.....
Other capital debt ..	.....

**TOTAL GROSS DEBT .....** **.....**

**Per Capita Gross Debt .....** **.....**

### Deductions for

School debt .....	.....
Self-liquidating debt. ....	.....
Other capital debt ..	.....

**TOTAL DEDUCTIONS .....** **.....**

**NET DEBT .....** **.....**

### Average Assessed Valuations

**Real Property 1948-1949-1950..** **\$480,251.00**

**Per Cent of Net Debt .....** **.....**

### CURRENT FINANCES DECEMBER 31, 1950

Cash .....	\$17,109.91
Taxes receivable .....	12,831.25
Tax title liens .....	7,446.97
Foreclosed property .....	1,825.00
Accounts receivable .....	.....
State road aid receivable .....	2,000.00
Emergencies and deferred charges ..	.....
<b>TOTAL ASSETS .....</b>	<b>\$41,213.13</b>

Cash liabilities .....	\$3,489.03
Reserves .....	22,103.22
Surplus revenue .....	15,620.88

**TOTAL LIABILITIES AND SURPLUS .....** **\$41,213.13**

**MANNINGTON TOWNSHIP—SALEM COUNTY**

Population Census, 1950—1,690  
1940—1,656

Land Area 40.22 sq. mi.

Net Valuation Taxable \$1,784,264

**EXPENDITURES AND RE-  
QUIRED PAYMENTS FOR 1950**

<b>General Government</b>	
Administrative and executive .....	\$5,484.19
Assessment and collection of taxes .....	4,915.81
Finance Department .....	.....
<b>Protection to Persons &amp; Property</b>	
Fire .....	1,000.00
Police .....	550.00
Other .....	.....
<b>Streets and Roads</b>	
Repairs and maintenance .....	21,500.00
Street lighting .....	1,100.00
<b>Sanitation</b>	
Street cleaning .....	.....
Garbage and ash removal .....	.....
Sewers .....	.....
<b>Health and Charities</b>	
Health service .....	700.00
Poor (including relief) .....	2,010.00
Hospitals (aid and maintenance) .....	1,000.00
Other .....	.....
<b>Recreation</b>	
Beaches and boardwalks .....	.....
Parks and playgrounds .....	.....
Other .....	.....
<b>Educational</b>	
(Exclusive of school districts) ..	.....
<b>Unclassified Purposes</b>	
(Including contingent) .....	300.00
<b>SUB-TOTAL—Municipal functions..</b>	<b>\$38,560.00</b>

<b>Per Capita—Municipal functions .....</b>	<b>\$22.82</b>
Capital imp'ts and capital imp't fund .....	\$20,500.00
<b>Debt Service</b>	
Principal payments ..	.....
Interest payments ..	.....
Total .....	.....
<b>Per Capita Debt Service .....</b>	
<b>Deferred Charges and Statutory Expenditures</b>	
Emergencies .....	.....
Other deferred chgs. ....	.....
Total .....	.....
<b>TOTAL—Municipal expenditures ..</b>	<b>\$59,060.00</b>

**Required Payments for Local School, County, and Special District Taxes .....** 63,438.10

<b>TOTAL EXPENDITURES AND REQUIRED PAYMENTS .....</b>	<b>\$122,498.10</b>
Reserve for uncollected taxes .....	\$19,306.92
<b>GRAND TOTAL—Budget .....</b>	<b>\$141,805.02</b>

**RECEIPTS AND REVENUES REALIZED IN 1950 TO MEET EXPENDITURES AND REQUIRED PAYMENTS**

Surplus revenue appropriated ..	\$37,436.15
Miscellaneous revenues realized.	21,464.24
State aid revenues realized .....	18,445.00
Delinquent taxes including liens—1950 collections .....	10,012.61
Current taxes—1950 collections..	50,445.19
Emergency borrowings .....	.....
<b>TOTAL RECEIPTS AND REVENUES REALIZED .....</b>	<b>\$137,803.19</b>

**CAPITAL OUTLAY—1950**

Beaches and boardwalks .....	.....
Buildings and equipment .....	.....
Parks and playgrounds .....	.....
Sewers .....	.....
Streets, roads and bridges .....	.....
Water supply .....	.....
Other .....	.....

<b>Tax rate .....</b>	<b>\$3.62</b>
Local school tax rate .....	2.49
County tax rate .....	1.07
Local purpose tax rate .....	0.06

**TAXES**

Local school tax ...	\$44,345.58	
County taxes .....	19,092.52	
Special district taxes .....	.....	
Local purpose levy .....	.....	\$63,438.10
		985.77
<b>Total tax levy (tax duplicate) ..</b>		<b>\$64,423.87</b>

**Per Capita Total Tax Levy .....** \$38.12

<b>Current</b>	
1950 taxes levied (total) .....	\$64,593.07
Collected in 1950 .....	50,445.19
Per cent of levy collected in 1950 ..	78.10
Transferred to liens .....	86.92
Cancelled, abated or adjusted ..	4.62
Outstanding December 31, 1950 ..	\$14,056.34

<b>All Prior Years Outstanding</b>	
Balance January 1, 1950 .....	\$14,128.40
Collected in 1950 .....	10,012.61
Balance December 31, 1950 .....	\$4,067.83

<b>Tax Title Liens Outstanding</b>	
Balance January 1, 1950 .....	\$2,120.07
Redeemed by cash .....	.....
Balance December 31, 1950 .....	\$2,206.99

<b>Property Acquired by Deed or Foreclosure</b>	
Balance January 1, 1950 .....	.....
Sale for cash .....	.....
Balance December 31, 1950 .....	.....

**CAPITAL DEBT, DECEMBER 31, 1950**

<b>Gross Debt</b>	
School debt .....	\$224,000.00
Self-liquidating debt. ....	.....
Other capital debt ..	.....
<b>TOTAL GROSS DEBT .....</b>	<b>\$224,000.00</b>
<b>Per Capita Gross Debt .....</b>	<b>\$132.54</b>

<b>Deductions for</b>	
School debt .....	\$85,822.00
Self-liquidating debt. ....	.....
Other capital debt ..	.....
<b>TOTAL DEDUCTIONS .....</b>	<b>85,822.00</b>
<b>NET DEBT .....</b>	<b>\$138,178.00</b>

<b>Average Assessed Valuations</b>	
Real Property 1948-1949-1950..	\$1,430,362.00
Per Cent of Net Debt .....	9.66

**CURRENT FINANCES DECEMBER 31, 1950**

Cash .....	\$48,452.76
Taxes receivable .....	18,124.17
Tax title liens .....	2,206.99
Foreclosed property .....	.....
Accounts receivable .....	121.71
State road aid receivable .....	15,613.61
Emergencies and deferred charges ..	.....
<b>TOTAL ASSETS .....</b>	<b>\$84,519.24</b>

Cash liabilities .....	\$16,440.42
Reserves .....	20,452.87
Surplus revenue .....	47,625.95

**TOTAL LIABILITIES AND SURPLUS .....** \$84,519.24

# MANSFIELD TOWNSHIP—BURLINGTON COUNTY

Population Census, 1950—1,906  
1940—1,642

Land Area 22.71 sq. mi.

Net Valuation Taxable \$1,023,313.

## EXPENDITURES AND REQUIRED PAYMENTS FOR 1950

<b>General Government</b>	
Administrative and executive .....	\$5,065.60
Assessment and collection of taxes .....	1,587.09
Finance Department .....	125.00
<b>Protection to Persons &amp; Property</b>	
Fire .....	1,200.00
Police .....	3,891.22
Other .....	.....
<b>Streets and Roads</b>	
Repairs and maintenance .....	24,306.40
Street lighting .....	2,343.51
<b>Sanitation</b>	
Street cleaning .....	.....
Garbage and ash removal .....	1,750.00
Sewers .....	.....
<b>Health and Charities</b>	
Health service .....	125.68
Poor (including relief) .....	668.50
Hospitals (aid and maintenance) .....	.....
Other .....	.....
<b>Recreation</b>	
Beaches and boardwalks .....	.....
Parks and playgrounds .....	.....
Other .....	.....
<b>Educational</b>	
(Exclusive of school districts) ..	.....
<b>Unclassified Purposes</b>	
(Including contingent) .....	435.00
<b>SUB-TOTAL—Municipal functions..</b>	<b>\$41,498.00</b>

<b>Per Capita—Municipal functions .....</b>	<b>\$21.77</b>
Capital imp'ts and capital imp't fund .....	.....
<b>Debt Service</b>	
Principal payments .....	.....
Interest payments .....	.....
<b>Total .....</b>	<b>.....</b>

<b>Per Capita Debt Service .....</b>	
<b>Deferred Charges and Statutory Expenditures</b>	
Emergencies .....	.....
Other deferred chgs. .....	\$8,000.00
<b>Total .....</b>	<b>\$8,000.00</b>
<b>TOTAL—Municipal expenditures ..</b>	<b>\$49,498.00</b>

<b>Required Payments for Local School, County, and Special District Taxes .....</b>	<b>59,762.29</b>
-------------------------------------------------------------------------------------	------------------

## TOTAL EXPENDITURES AND REQUIRED PAYMENTS .....

Reserve for uncollected taxes .....	\$14,611.00
<b>GRAND TOTAL—Budget .....</b>	<b>\$123,871.29</b>

## RECEIPTS AND REVENUES REALIZED IN 1950 TO MEET EXPENDITURES AND REQUIRED PAYMENTS

Surplus revenue appropriated ..	\$20,620.00
Miscellaneous revenues realized ..	39,244.88
State aid revenues realized .....	5,645.75
<b>Delinquent taxes including</b>	
liens—1950 collections .....	11,874.95
current taxes—1950 collections..	45,906.48
Emergency borrowings .....	.....
<b>TOTAL RECEIPTS AND REVENUES REALIZED .....</b>	<b>\$123,292.06</b>

## CAPITAL OUTLAY—1950

Beaches and boardwalks .....	.....
Buildings and equipment .....	.....
Parks and playgrounds .....	.....
Sewers .....	.....
Streets, roads and bridges .....	.....
Water supply .....	.....
Other .....	.....

<b>Tax rate .....</b>	<b>\$5.78</b>
Local school tax rate .....	3.83
County tax rate .....	1.95
Local purpose tax rate .....	....

## TAXES

Local school tax ..	\$39,009.30	
County taxes .....	20,002.99	
Special district taxes .....	750.00	
<b>Local purpose levy .....</b>	<b>\$59,762.29</b>	
<b>Total tax levy (tax duplicate) ..</b>	<b>\$59,762.29</b>	

<b>Per Capita Total Tax Levy .....</b>	<b>\$31.35</b>
----------------------------------------	----------------

## Current

1950 taxes levied (total) .....	\$59,917.25
Collected in 1950 .....	45,906.48
Per cent of levy collected in 1950 ..	76.61
Transferred to liens .....	.....
Cancelled, abated or adjusted .....	28.90
Outstanding December 31, 1950 ..	\$13,981.87

## All Prior Years Outstanding

Balance January 1, 1950 .....	\$12,135.23
Collected in 1950 .....	11,874.95
Balance December 31, 1950 .....	\$235.34

## Tax Title Liens Outstanding

Balance January 1, 1950 .....	\$254.94
Redeemed by cash .....	127.00
Balance December 31, 1950 .....	\$254.94

## Property Acquired by Deed or Foreclosure

Balance January 1, 1950 .....	.....
Sale for cash .....	.....
Balance December 31, 1950 .....	.....

## CAPITAL DEBT, DECEMBER 31, 1950

### Gross Debt

School debt .....	.....
Self-liquidating debt. ....	.....
Other capital debt ..	.....

### TOTAL GROSS DEBT .....

<b>Per Capita Gross Debt .....</b>	<b>.....</b>
------------------------------------	--------------

### Deductions for

School debt .....	.....
Self-liquidating debt. ....	.....
Other capital debt ..	.....

### TOTAL DEDUCTIONS .....

### NET DEBT .....

### Average Assessed Valuations

Real Property 1948-1949-1950 ..	\$860,788.00
Per Cent of Net Debt .....	.....

## CURRENT FINANCES DECEMBER 31, 1950

Cash .....	\$73,396.83
Taxes receivable .....	14,217.21
Tax title liens .....	254.94
Foreclosed property .....	.....
Accounts receivable .....	590.11
State road aid receivable .....	.....
Emergencies and deferred charges ..	.....
<b>TOTAL ASSETS .....</b>	<b>\$88,459.09</b>

Cash liabilities .....	\$6,321.39
Reserves .....	15,062.26
Surplus revenue .....	67,075.44

### TOTAL LIABILITIES AND SURPLUS .....

<b>\$88,459.09</b>
--------------------

**MANSFIELD TOWNSHIP—WARREN COUNTY**

Population Census, 1950—1,490  
1940—1,254

Land Area 30.1 sq. mi.

Net Valuation Taxable \$1,202,474

<b>EXPENDITURES AND REQUIRED PAYMENTS FOR 1950</b>	
<b>General Government</b>	
Administrative and executive . . . . .	\$2,890.80
Assessment and collection of taxes . . . . .	1,600.00
Finance Department . . . . .	225.73
<b>Protection to Persons &amp; Property</b>	
Fire . . . . .	550.00
Police . . . . .	175.00
Other . . . . .	.....
<b>Streets and Roads</b>	
Repairs and maintenance . . . . .	13,250.00
Street lighting . . . . .	.....
<b>Sanitation</b>	
Street cleaning . . . . .	.....
Garbage and ash removal . . . . .	.....
Sewers . . . . .	.....
<b>Health and Charities</b>	
Health service . . . . .	200.00
Poor (including relief) . . . . .	200.00
Hospitals (aid and maintenance) . . . . .	.....
Other . . . . .	.....
<b>Recreation</b>	
Beaches and boardwalks . . . . .	.....
Parks and playgrounds . . . . .	.....
Other . . . . .	.....
<b>Educational</b> (Exclusive of school districts) ..	
<b>Unclassified Purposes</b> (Including contingent) .....	
	150.00
<b>SUB-TOTAL—Municipal functions..</b>	<b>\$19,241.53</b>
<b>Per Capita—Municipal functions . . . . .</b>	<b>\$12.91</b>
Capital imp'ts and capital imp't fund	\$2,000.00
<b>Debt Service</b>	
Principal payments . . . . .	.....
Interest payments .. . . .	.....
Total . . . . .	.....
<b>Per Capita Debt Service</b>	
<b>Deferred Charges and Statutory Expenditures</b>	
Emergencies . . . . .	.....
Other deferred chgs. . . . .	\$88.51
Total . . . . .	88.51
<b>TOTAL—Municipal expenditures ...</b>	<b>\$21,330.04</b>
<b>Required Payments for Local School, County, and Special District Taxes</b>	
	50,443.59
<b>TOTAL EXPENDITURES AND REQUIRED PAYMENTS</b>	<b>\$71,773.63</b>
Reserve for uncollected taxes	\$10,137.05
<b>GRAND TOTAL—Budget</b>	<b>\$81,910.68</b>
<b>RECEIPTS AND REVENUES REALIZED IN 1950 TO MEET EXPENDITURES AND REQUIRED PAYMENTS</b>	
Surplus revenue appropriated ..	\$5,000.00
Miscellaneous revenues realized.	8,275.24
State aid revenues realized	7,894.00
Delinquent taxes including	.....
liens—1950 collections	7,332.57
Current taxes—1950 collections..	51,231.04
Emergency borrowings	.....
<b>TOTAL RECEIPTS AND REVENUES REALIZED</b>	<b>\$79,732.85</b>

**CAPITAL OUTLAY—1950**

Beaches and boardwalks	.....
Buildings and equipment	\$164.14
Parks and playgrounds	.....
Sewers	.....
Streets, roads and bridges	.....
Water supply	.....
Other	.....

<b>Tax rate</b> .....	<b>\$4.86</b>
Local school tax rate	2.74
County tax rate	1.45
Local purpose tax rate	0.67

**TAXES**

Local school tax	\$33,000.00	
County taxes	17,443.59	
Special district taxes	.....	
Local purpose levy	.....	\$50,443.59
		7,956.56
<b>Total tax levy (tax duplicate) ..</b>		<b>\$58,400.15</b>

<b>Per Capita Total Tax Levy</b> .....	<b>\$39.19</b>
----------------------------------------	----------------

**Current**

1950 taxes levied (total)	\$59,366.58
Collected in 1950	51,231.04
Per cent of levy collected in 1950	86.29
Transferred to liens	38.46
Cancelled, abated or adjusted	281.25
Outstanding December 31, 1950	\$7,815.83

**All Prior Years Outstanding**

Balance January 1, 1950	\$31,834.39
Collected in 1950	7,332.57
Balance December 31, 1950	\$24,319.36

**Tax Title Liens Outstanding**

Balance January 1, 1950	\$772.77
Redeemed by cash	.....
Balance December 31, 1950	\$811.23

**Property Acquired by Deed or Foreclosure**

Balance January 1, 1950	.....
Sale for cash	.....
Balance December 31, 1950	.....

**CAPITAL DEBT, DECEMBER 31, 1950**

**Gross Debt**

School debt	.....
Self-liquidating debt.	.....
Other capital debt	\$10,024.00

**TOTAL GROSS DEBT** ..... \$10,024.00

**Per Capita Gross Debt** ..... \$6.73

**Deductions for**

School debt	.....
Self-liquidating debt.	.....
Other capital debt	\$2,024.00

**TOTAL DEDUCTIONS** ..... 2,024.00

**NET DEBT** ..... \$8,000.00

**Average Assessed Valuations**

Real Property 1948-1949-1950..	\$926,370.00
Per Cent of Net Debt	0.86

**CURRENT FINANCES DECEMBER 31, 1950**

Cash	\$43,724.13
Taxes receivable	32,135.19
Tax title liens	811.23
Foreclosed property	.....
Accounts receivable	170.28
State road aid receivable	.....
Emergencies and deferred charges	263.95

**TOTAL ASSETS** ..... \$77,104.78

Cash liabilities	\$22,313.89
Reserves	33,116.70
Surplus revenue	21,674.19

**TOTAL LIABILITIES AND SURPLUS** ..... \$77,104.78

## MANTOLOKING BOROUGH—OCEAN COUNTY

Population Census, 1950—69  
1940—58

Land Area 0.44 sq. mi.

Net Valuation Taxable \$2,102,203

### EXPENDITURES AND RE-REQUIRED PAYMENTS FOR 1950

<b>General Government</b>	
Administrative and executive .....	\$6,180.00
Assessment and collection of taxes .....	2,600.00
Finance Department .....	100.00
<b>Protection to Persons &amp; Property</b>	
Fire .....	4,050.00
Police .....	15,250.00
Other .....	1,370.00
<b>Streets and Roads</b>	
Repairs and maintenance .....	4,305.00
Street lighting .....	2,100.00
<b>Sanitation</b>	
Street cleaning .....	.....
Garbage and ash removal .....	4,000.00
Sewers .....	.....
<b>Health and Charities</b>	
Health service .....	250.00
Poor (including relief) .....	.....
Hospitals (aid and maintenance) .....	100.00
Other .....	.....
<b>Recreation</b>	
Beaches and boardwalks .....	.....
Parks and playgrounds .....	.....
Other .....	.....
<b>Educational</b> (Exclusive of school districts) ..	
.....	.....
<b>Unclassified Purposes</b> (Including contingent) .....	
.....	827.55
<b>SUB-TOTAL—Municipal functions..</b>	<b>\$41,132.55</b>

<b>Per Capita—Municipal functions .....</b>	<b>\$596.12</b>
Capital imp'ts and capital imp't fund .....	\$8,000.00
<b>Debt Service</b>	
Principal payments ..	.....
Interest payments ..	.....
<b>Total .....</b>	<b>.....</b>

<b>Per Capita Debt Service .....</b>	
<b>Deferred Charges and Statutory Expenditures</b>	
Emergencies .....	.....
Other deferred chgs. .....	\$267.45
<b>Total .....</b>	<b>267.45</b>
<b>TOTAL—Municipal expenditures ..</b>	<b>\$49,400.00</b>

<b>Required Payments for Local School, County, and Special District Taxes .....</b>	
.....	45,750.77
<b>TOTAL EXPENDITURES AND REQUIRED PAYMENTS .....</b>	<b>\$95,150.77</b>
Reserve for uncollected taxes .....	\$3,000.00
<b>GRAND TOTAL—Budget .....</b>	<b>\$98,150.77</b>

<b>RECEIPTS AND REVENUES REALIZED IN 1950 TO MEET EXPENDITURES AND RE-REQUIRED PAYMENTS</b>	
Surplus revenue appropriated ..	\$10,000.00
Miscellaneous revenues realized ..	11,047.24
State aid revenues realized .....	742.61
Delinquent taxes including liens—1950 collections .....	3,770.04
Current taxes—1950 collections ..	70,561.24
Emergency borrowings .....	.....
<b>TOTAL RECEIPTS AND REVENUES REALIZED .....</b>	<b>\$96,121.13</b>

<b>CAPITAL OUTLAY—1950</b>	
Beaches and boardwalks .....	.....
Buildings and equipment .....	.....
Parks and playgrounds .....	.....
Sewers .....	.....
Streets, roads and bridges .....	.....
Water supply .....	.....
Other .....	.....

<b>Tax rate .....</b>	<b>\$3.63</b>
Local school tax rate .....	0.14
County tax rate .....	2.04
Local purpose tax rate .....	1.45

<b>TAXES</b>	
Local school tax ..	\$2,850.00
County taxes .....	42,900.77
Special district taxes .....	.....
Local purpose levy .....	30,400.00
<b>Total tax levy (tax duplicate) ..</b>	<b>\$76,150.77</b>
<b>Per Capita Total Tax Levy .....</b>	<b>\$1,103.63</b>

<b>Current</b>	
1950 taxes levied (total) .....	\$76,848.63
Collected in 1950 .....	70,561.24
Per cent of levy collected in 1950 ..	91.81
Transferred to liens .....	137.94
Cancelled, abated or adjusted ..	.....
Outstanding December 31, 1950 ..	\$6,149.45

<b>All Prior Years Outstanding</b>	
Balance January 1, 1950 .....	\$4,047.66
Collected in 1950 .....	3,770.04
Balance December 31, 1950 .....	\$266.37

<b>Tax Title Liens Outstanding</b>	
Balance January 1, 1950 .....	\$436.97
Redeemed by cash .....	.....
Balance December 31, 1950 .....	\$574.91

<b>Property Acquired by Deed or Foreclosure</b>	
Balance January 1, 1950 .....	.....
Sale for cash .....	.....
Balance December 31, 1950 .....	.....

### CAPITAL DEBT, DECEMBER 31, 1950

<b>Gross Debt</b>	
School debt .....	.....
Self-liquidating debt ..	.....
Other capital debt ..	\$17,000.00
<b>TOTAL GROSS DEBT .....</b>	<b>\$17,000.00</b>
<b>Per Capita Gross Debt .....</b>	<b>\$246.38</b>

<b>Deductions for</b>	
School debt .....	.....
Self-liquidating debt ..	.....
Other capital debt ..	.....
<b>TOTAL DEDUCTIONS .....</b>	<b>.....</b>
<b>NET DEBT .....</b>	<b>\$17,000.00</b>

<b>Average Assessed Valuations</b>	
Real Property 1948-1949-1950 ..	\$1,915,094.00
Per Cent of Net Debt .....	0.88

### CURRENT FINANCES DECEMBER 31, 1950

Cash .....	\$27,109.16
Taxes receivable .....	6,415.82
Tax title liens .....	574.91
Foreclosed property .....	.....
Accounts receivable .....	47.45
State road aid receivable ..	.....
Emergencies and deferred charges ..	.....
<b>TOTAL ASSETS .....</b>	<b>\$34,147.34</b>
Cash liabilities .....	\$7,633.61
Reserves .....	7,038.18
Surplus revenue .....	19,475.55
<b>TOTAL LIABILITIES AND SURPLUS .....</b>	<b>\$34,147.34</b>

## MANTUA TOWNSHIP—GLOUCESTER COUNTY

Population Census, 1950—3,505      Land Area 19.29 sq. mi.      Net Valuation Taxable \$2,089,254  
 1940—2,433

### EXPENDITURES AND REQUIRED PAYMENTS FOR 1950

<b>General Government</b>	
Administrative and executive .....	\$5,050.00
Assessment and collection of taxes .....	5,225.00
Finance Department .....	390.00
<b>Protection to Persons &amp; Property</b>	
Fire .....	1,800.00
Police .....	1,900.00
Other .....	.....
<b>Streets and Roads</b>	
Repairs and maintenance .....	14,008.88
Street lighting .....	5,100.00
<b>Sanitation</b>	
Street cleaning .....	.....
Garbage and ash removal .....	.....
Sewers .....	.....
<b>Health and Charities</b>	
Health service .....	850.00
Poor (including relief) .....	760.00
Hospitals (aid and maintenance) .....	.....
Other .....	.....
<b>Recreation</b>	
Beaches and boardwalks .....	.....
Parks and playgrounds .....	.....
Other .....	.....
<b>Educational</b>	
(Exclusive of school districts) ..	.....
<b>Unclassified Purposes</b>	
(Including contingent) .....	.....
<b>SUB-TOTAL—Municipal functions..</b>	<b>\$35,083.88</b>

<b>Per Capita—Municipal functions .....</b>	<b>\$10.01</b>
Capital imp'ts and capital imp't fund .....	\$7,555.55
<b>Debt Service</b>	
Principal payments ..	\$5,000.00
Interest payments ..	3,260.00
Total .....	8,260.00
<b>Per Capita Debt Service .....</b>	<b>\$2.36</b>
<b>Deferred Charges and Statutory Expenditures</b>	
Emergencies .....	.....
Other deferred chgs. ....	.....
Total .....	.....
<b>TOTAL—Municipal expenditures ..</b>	<b>\$50,899.43</b>

<b>Required Payments for Local School, County, and Special District Taxes .....</b>	<b>114,402.89</b>
<b>TOTAL EXPENDITURES AND REQUIRED PAYMENTS .....</b>	<b>\$165,302.32</b>
Reserve for uncollected taxes .....	\$18,240.00
<b>GRAND TOTAL—Budget .....</b>	<b>\$183,542.32</b>

<b>RECEIPTS AND REVENUES REALIZED IN 1950 TO MEET EXPENDITURES AND REQUIRED PAYMENTS</b>	
Surplus revenue appropriated ..	\$6,000.00
Miscellaneous revenues realized ..	27,570.84
State aid revenues realized .....	9,260.20
Delinquent taxes including	
liens—1950 collections .....	16,255.43
current taxes—1950 collections..	121,836.60
Emergency borrowings .....	.....
<b>TOTAL RECEIPTS AND REVENUES REALIZED .....</b>	<b>\$180,923.07</b>

### CAPITAL OUTLAY—1950

Beaches and boardwalks .....	.....
Buildings and equipment .....	.....
Parks and playgrounds .....	.....
Sewers .....	.....
Streets, roads and bridges .....	.....
Water supply .....	.....
Other .....	.....

<b>Tax rate .....</b>	<b>\$6.62</b>
Local school tax rate .....	4.48
County tax rate .....	1.00
Local purpose tax rate .....	1.14

### TAXES

Local school tax ...	\$93,640.00	
County taxes .....	20,762.89	
Special district taxes .....	.....	
Local purpose levy .....	.....	\$114,402.89
<b>Total tax levy (tax duplicate) ..</b>	<b>.....</b>	<b>\$138,450.98</b>

**Per Capita Total Tax Levy .....**      **\$39.50**

<b>Current</b>	
1950 taxes levied (total) .....	\$141,309.34
Collected in 1950 .....	121,836.60
Per cent of levy collected in 1950 ...	86.21
Transferred to liens .....	1,579.21
Cancelled, abated or adjusted ..	1,044.30
Outstanding December 31, 1950 ..	\$16,849.23

<b>All Prior Years Outstanding</b>	
Balance January 1, 1950 .....	\$17,491.30
Collected in 1950 .....	16,160.50
Balance December 31, 1950 .....	\$651.47

<b>Tax Title Liens Outstanding</b>	
Balance January 1, 1950 .....	\$12,799.24
Redeemed by cash .....	83.06
Balance December 31, 1950 .....	\$8,398.61

<b>Property Acquired by Deed or Foreclosure</b>	
Balance January 1, 1950 .....	\$55,164.45
Sale for cash .....	3,660.97
Balance December 31, 1950 .....	\$52,058.48

### CAPITAL DEBT, DECEMBER 31, 1950

<b>Gross Debt</b>	
School debt .....	\$3,000.00
Self-liquidating debt ..	.....
Other capital debt ..	79,000.00
<b>TOTAL GROSS DEBT .....</b>	<b>\$82,000.00</b>
<b>Per Capita Gross Debt .....</b>	<b>\$23.40</b>

<b>Deductions for</b>	
School debt .....	\$3,000.00
Self-liquidating debt ..	.....
Other capital debt ..	.....
<b>TOTAL DEDUCTIONS .....</b>	<b>3,000.00</b>
<b>NET DEBT .....</b>	<b>\$79,000.00</b>

<b>Average Assessed Valuations</b>	
Real Property 1948-1949-1950..	\$1,888,681.00
Per Cent of Net Debt .....	4.18

### CURRENT FINANCES DECEMBER 31, 1950

Cash .....	\$83,205.96
Taxes receivable .....	17,500.70
Tax title liens .....	8,398.61
Foreclosed property .....	52,058.48
Accounts receivable .....	178.10
State road aid receivable ..	2,000.00
Emergencies and deferred charges ..	1,030.00
<b>TOTAL ASSETS .....</b>	<b>\$164,371.85</b>

Cash liabilities .....	\$9,543.60
Reserves .....	78,135.89
Surplus revenue .....	76,692.36
<b>TOTAL LIABILITIES AND SURPLUS .....</b>	<b>\$164,371.85</b>

# MANVILLE BOROUGH—SOMERSET COUNTY

Population Census, 1950—8,298  
1940—6,065

Land Area 2.5 sq. mi.

Net Valuation Taxable \$4,832,849

## EXPENDITURES AND REQUIRED PAYMENTS FOR 1950

<b>General Government</b>	
Administrative and executive .....	\$21,521.96
Assessment and collection of taxes .....	9,870.00
Finance Department .....	700.00
<b>Protection to Persons &amp; Property</b>	
Fire .....	10,150.00
Police .....	39,369.24
Other .....	.....
<b>Streets and Roads</b>	
Repairs and maintenance .....	27,583.38
Street lighting .....	8,800.00
<b>Sanitation</b>	
Street cleaning .....	1,200.00
Garbage and ash removal .....	9,600.00
Sewers .....	.....
<b>Health and Charities</b>	
Health service .....	5,625.00
Poor (including relief) .....	4,300.00
Hospitals (aid and maintenance) .....	250.00
Other .....	.....
<b>Recreation</b>	
Beaches and boardwalks .....	.....
Parks and playgrounds .....	5,355.42
Other .....	.....
<b>Educational</b> (Exclusive of school districts) ..	
.....	800.00
<b>Unclassified Purposes</b> (Including contingent) .....	
.....	700.00
<b>SUB-TOTAL—Municipal functions..</b>	<b>\$145,825.00</b>

<b>Per Capita—Municipal functions .....</b>	<b>\$17.57</b>
Capital imp'ts and capital imp't fund .....	\$9,900.00
<b>Debt Service</b>	
Principal payments ..	\$48,500.00
Interest payments ..	5,850.00
<b>Total .....</b>	<b>54,350.00</b>

<b>Per Capita Debt Service .....</b>	<b>\$6.55</b>
<b>Deferred Charges and Statutory Expenditures</b>	
Emergencies .....	.....
Other deferred chgs. .....	\$5,200.00
<b>Total .....</b>	<b>5,200.00</b>

**TOTAL—Municipal expenditures ..** **\$215,275.00**

**Required Payments for Local School, County, and Special District Taxes .....** **214,953.10**

**TOTAL EXPENDITURES AND REQUIRED PAYMENTS .....** **\$430,228.10**

Reserve for uncollected taxes .....

**GRAND TOTAL—Budget .....** **\$463,493.89**

## RECEIPTS AND REVENUES REALIZED IN 1950 TO MEET EXPENDITURES AND REQUIRED PAYMENTS

Surplus revenue appropriated ..	\$33,875.00
Miscellaneous revenues realized ..	107,156.75
State aid revenues realized .....	5,943.00
<b>Delinquent taxes Including</b>	
Liens—1950 collections .....	13,208.80
Current taxes—1950 collections ..	346,311.34
Emergency borrowings .....	.....

**TOTAL RECEIPTS AND REVENUES REALIZED .....** **\$506,494.89**

## CAPITAL OUTLAY—1950

Beaches and boardwalks .....	.....
Buildings and equipment .....	\$26,739.40
Parks and playgrounds .....	.....
Sewers .....	.....
Streets, roads and bridges .....	23,068.91
Water supply .....	83,312.94
Other .....	.....

<b>Tax rate .....</b>	<b>\$6.87</b>
Local school tax rate .....	3.52
County tax rate .....	0.93
Local purpose tax rate .....	2.42

## TAXES

Local school tax ..	\$170,101.91	
County taxes .....	44,851.19	
Special district taxes .....	.....	
<b>Local purpose levy .....</b>	<b>.....</b>	<b>\$214,953.10</b>
<b>Total tax levy (tax duplicate) ..</b>	<b>.....</b>	<b>\$333,009.06</b>
<b>Per Capita Total Tax Levy .....</b> <b>\$40.13</b>		
<b>Current</b>		
1950 taxes levied (total) .....	\$367,428.12	
Collected in 1950 .....	346,311.34	
Per cent of levy collected in 1950 .....	94.25	
Transferred to Liens .....	2,936.37	
Cancelled, abated or adjusted .....	1,057.21	
Outstanding December 31, 1950 ..	\$17,123.20	

<b>All Prior Years Outstanding</b>	
Balance January 1, 1950 .....	\$38,485.09
Collected in 1950 .....	12,281.97
Balance December 31, 1950 .....	\$24,532.09

<b>Tax Title Liens Outstanding</b>	
Balance January 1, 1950 .....	\$24,593.67
Redeemed by cash .....	926.83
Balance December 31, 1950 .....	\$28,151.51

<b>Property Acquired by Deed or Foreclosure</b>	
Balance January 1, 1950 .....	\$148,145.36
Sale for cash .....	15,728.25
Balance December 31, 1950 .....	\$133,505.36

## CAPITAL DEBT, DECEMBER 31, 1950

<b>Gross Debt</b>	
School debt .....	\$17,500.00
Self-liquidating debt .....	350,000.00
Other capital debt ..	284,301.00
<b>TOTAL GROSS DEBT .....</b>	<b>\$651,801.00</b>
<b>Per Capita Gross Debt .....</b>	<b>\$78.55</b>

<b>Deductions for</b>	
School debt .....	\$17,500.00
Self-liquidating debt ..	350,000.00
Other capital debt ..	101,295.00
<b>TOTAL DEDUCTIONS .....</b>	<b>468,795.00</b>
<b>NET DEBT .....</b>	<b>\$183,006.00</b>

<b>Average Assessed Valuations</b>	
Real Property 1948-1949-1950 ..	\$3,877,521.00
Per Cent of Net Debt .....	4.71

## CURRENT FINANCES DECEMBER 31, 1950

Cash .....	\$111,583.30
Taxes receivable .....	41,655.29
Tax title liens .....	28,151.51
Foreclosed property .....	133,505.36
Accounts receivable .....	1,451.66
State road aid receivable .....	8,450.51
Emergencies and deferred charges ..	.....
<b>TOTAL ASSETS .....</b>	<b>\$324,797.63</b>
Cash liabilities .....	\$11,510.39
Reserves .....	204,763.82
Surplus revenue .....	108,523.42
<b>TOTAL LIABILITIES AND SURPLUS .....</b>	<b>\$324,797.63</b>

**MAPLE SHADE TOWNSHIP—BURLINGTON COUNTY**

Population Census, 1950—6,565  
1940—5,535

Land Area 3.72 sq. mi.

Net Valuation Taxable \$2,684,528

**EXPENDITURES AND REQUIRED PAYMENTS FOR 1950**  
**General Government**

Administrative and executive .... \$14,660.00  
Assessment and collection of taxes 13,509.00  
Finance Department ..... 900.00

**Protection to Persons & Property**

Fire ..... 11,550.00  
Police ..... 23,900.00  
Other ..... .....

**Streets and Roads**

Repairs and maintenance ..... 27,206.80  
Street lighting ..... 8,800.00

**Sanitation**

Street cleaning ..... ..  
Garbage and ash removal ..... 3,300.00  
Sewers ..... ..

**Health and Charities**

Health service ..... 1,965.00  
Poor (including relief) ..... 3,550.00  
Hospitals (aid and maintenance) ..  
Other ..... ..

**Recreation**

Beaches and boardwalks .....  
Parks and playgrounds ..... 275.00  
Other ..... ..

**Educational**

(Exclusive of school districts) .. 315.00

**Unclassified Purposes**

(Including contingent) ..... 1,800.00

**SUB-TOTAL—Municipal functions..** \$111,730.80

**Per Capita—Municipal functions** .....

Capital imp'ts and capital imp't fund \$17.02  
Debt Service \$14,457.91

**Debt Service**

Principal payments .. \$27,000.00  
Interest payments .. 16,000.00  
Total ..... 43,000.00

**Per Capita Debt Service** .....

Deferred Charges and Statutory Expenditures \$6.55

**Deferred Charges and Statutory Expenditures**

Emergencies ..... \$1,500.00  
Other deferred chgs. 6,642.04

Total ..... 8,142.04

**TOTAL—Municipal expenditures ...** \$177,330.75

**Required Payments for Local School, County, and Special District Taxes** .....

173,688.30

**TOTAL EXPENDITURES AND REQUIRED PAYMENTS** ..... \$351,019.05

Reserve for uncollected taxes ..... \$23,442.00

**GRAND TOTAL—Budget** ..... \$374,461.05

**RECEIPTS AND REVENUES REALIZED IN 1950 TO MEET EXPENDITURES AND REQUIRED PAYMENTS**

Surplus revenue appropriated .. \$37,000.00  
Miscellaneous revenues realized. 78,197.30  
State aid revenues realized ..... 13,959.60

Delinquent taxes including

liens—1950 collections ..... 8,237.10  
Current taxes—1950 collections.. 223,586.36  
Emergency borrowings ..... ..

**TOTAL RECEIPTS AND REVENUES REALIZED** ..... \$360,980.36

**CAPITAL OUTLAY—1950**

Beaches and boardwalks .....  
Buildings and equipment .....  
Parks and playgrounds .....  
Sewers .....  
Streets, roads and bridges ..... \$8,160.86  
Water supply ..... 1,852.40  
Other ..... ..

**Tax rate** ..... **\$8.92**  
Local school tax rate ..... 4.54  
County tax rate ..... 1.93  
Local purpose tax rate .... 2.45

**TAXES**

Local school tax ... \$121,857.50  
County taxes ..... 51,830.80  
Special district taxes .....

Local purpose levy ..... \$173,688.30  
64,784.04

Total tax levy (tax duplicate) .. \$238,472.34

**Per Capita Total Tax Levy** ..... **\$36.32**

**Current**

1950 taxes levied (total) ..... \$242,068.44  
Collected in 1950 ..... 223,586.36

Per cent of levy collected in 1950 ... 92.36  
Transferred to liens ..... 4,000.00  
Cancelled, abated or adjusted .....  
Outstanding December 31, 1950 .. \$14,482.08

**All Prior Years Outstanding**

Balance January 1, 1950 ..... \$17,379.30  
Collected in 1950 ..... 7,180.44  
Balance December 31, 1950 ..... \$10,198.86

**Tax Title Liens Outstanding**

Balance January 1, 1950 ..... \$83,159.50  
Redeemed by cash ..... 1,056.66  
Balance December 31, 1950 ..... \$86,102.84

**Property Acquired by Deed or Foreclosure**

Balance January 1, 1950 ..... \$75,211.58  
Sale for cash ..... 19,543.29  
Balance December 31, 1950 ..... \$55,668.29

**CAPITAL DEBT, DECEMBER 31, 1950**

**Gross Debt**

School debt ..... \$94,000.00  
Self-liquidating debt. 187,500.00  
Other capital debt .. 344,200.00

**TOTAL GROSS DEBT** ..... **\$625,700.00**  
**Per Capita Gross Debt** ..... **\$95.31**

**Deductions for**

School debt ..... \$94,000.00  
Self-liquidating debt. 187,500.00  
Other capital debt .. ..

**TOTAL DEDUCTIONS** ..... **281,500.00**

**NET DEBT** ..... **\$344,200.00**

**Average Assessed Valuations**

Real Property 1948-1949-1950.. \$2,429,760.00  
Per Cent of Net Debt ..... 14.16

**CURRENT FINANCES DECEMBER 31, 1950**

Cash ..... \$86,753.96  
Taxes receivable ..... 24,680.94  
Tax title liens ..... 86,102.84  
Foreclosed property ..... 55,668.29  
Accounts receivable ..... 1,780.13  
State road aid receivable ..... 7,903.62  
Emergencies and deferred charges .. 1,270.27

**TOTAL ASSETS** ..... **\$264,160.05**

Cash liabilities ..... \$15,153.63  
Reserves ..... 168,232.20  
Surplus revenue ..... 80,774.22

**TOTAL LIABILITIES AND SURPLUS** ..... **\$264,160.05**

**MAPLEWOOD TOWNSHIP—ESSEX COUNTY**

Population Census, 1950—24,855  
1940—23,139

Land Area 4.0 sq. mi.

Net Valuation Taxable \$45,162,643

**EXPENDITURES AND REQUIRED PAYMENTS FOR 1950**

<b>General Government</b>	
Administrative and executive . . . . .	\$107,039.78
Assessment and collection of taxes . . . . .	32,574.23
Finance Department . . . . .	1,861.15
<b>Protection to Persons &amp; Property</b>	
Fire . . . . .	144,815.41
Police . . . . .	192,028.83
Other . . . . .	31,748.59
<b>Streets and Roads</b>	
Repairs and maintenance . . . . .	40,484.47
Street lighting . . . . .	37,575.85
<b>Sanitation</b>	
Street cleaning . . . . .	14,459.72
Garbage and ash removal . . . . .	28,807.63
Sewers . . . . .	28,807.63
<b>Health and Charities</b>	
Health service . . . . .	19,004.97
Poor (including relief) . . . . .	3,118.99
Hospitals (aid and maintenance) . . . . .	11,500.00
Other . . . . .	.....
<b>Recreation</b>	
Beaches and boardwalks . . . . .	.....
Parks and playgrounds . . . . .	39,752.13
Other . . . . .	13,000.00
<b>Educational</b>	
(Exclusive of school districts) . . . . .	4,232.75
<b>Unclassified Purposes</b>	
(Including contingent) . . . . .	56,484.14
<b>SUB-TOTAL—Municipal functions..</b>	<b>\$816,488.64</b>

<b>Per Capita—Municipal functions . . . . .</b>	<b>\$32.85</b>
Capital imp'ts and capital imp't fund	\$34,000.00
<b>Debt Service</b>	
Principal payments . . . . .	\$65,000.00
Interest payments . . . . .	43,914.75
<b>Total . . . . .</b>	<b>108,914.75</b>
<b>Per Capita Debt Service . . . . .</b>	<b>\$4.38</b>
<b>Deferred Charges and Statutory Expenditures</b>	
Emergencies . . . . .	.....
Other deferred chgs. . . . .	\$102,002.68
<b>Total . . . . .</b>	<b>102,002.68</b>

**TOTAL—Municipal expenditures . . . . . \$1,061,406.07**

**Required Payments for Local School, County, and Special District Taxes . . . . . 1,447,575.75**

**TOTAL EXPENDITURES AND REQUIRED PAYMENTS . . . . . \$2,508,981.82**

Reserve for uncollected taxes . . . . . \$140,546.14

**GRAND TOTAL—Budget . . . . . \$2,649,527.96**

**RECEIPTS AND REVENUES REALIZED IN 1950 TO MEET EXPENDITURES AND REQUIRED PAYMENTS**

Surplus revenue appropriated . . . . .	\$189,800.00
Miscellaneous revenues realized. . . . .	195,757.09
State aid revenues realized . . . . .	17,403.47
<b>Delinquent taxes including</b>	
liens—1950 collections . . . . .	49,349.11
Current taxes—1950 collections.. . . .	2,222,869.02
Emergency borrowings . . . . .	.....

**TOTAL RECEIPTS AND REVENUES REALIZED . . . . . \$2,675,178.69**

**CAPITAL OUTLAY—1950**

Beaches and boardwalks . . . . .	.....
Buildings and equipment . . . . .	\$89,444.63
Parks and playgrounds . . . . .	22,466.34
Sewers . . . . .	.....
Streets, roads and bridges . . . . .	7,552.43
Water supply . . . . .	.....
Other . . . . .	14,516.63

<b>Tax rate . . . . .</b>	<b>\$5.02</b>
Local school tax rate . . . . .	2.28
County tax rate . . . . .	0.92
Local purpose tax rate . . . . .	1.82

**TAXES**

Local school tax . . . . .	\$1,029,723.08
County taxes . . . . .	417,852.67
Special district taxes . . . . .	.....
<b>Local purpose levy . . . . .</b>	<b>\$1,447,575.75</b>
	821,427.32
<b>Total tax levy (tax duplicate) ..</b>	<b>\$2,269,003.07</b>

**Per Capita Total Tax Levy . . . . . \$91.29**

**Current**

1950 taxes levied (total) . . . . .	\$2,275,440.40
Collected in 1950 . . . . .	2,222,869.02
Per cent of levy collected in 1950 . . . . .	97.68
Transferred to liens . . . . .	5.02
Cancelled, abated or adjusted . . . . .	3,097.34
Outstanding December 31, 1950 ..	\$49,469.02

**All Prior Years Outstanding**

Balance January 1, 1950 . . . . .	\$54,182.44
Collected in 1950 . . . . .	49,349.11
Balance December 31, 1950 . . . . .	\$3,832.71

**Tax Title Liens Outstanding**

Balance January 1, 1950 . . . . .	\$426.06
Redeemed by cash . . . . .	.....
Balance December 31, 1950 . . . . .	\$431.08

**Property Acquired by Deed or Foreclosure**

Balance January 1, 1950 . . . . .	\$35,201.00
Sale for cash . . . . .	3,500.00
Balance December 31, 1950 . . . . .	\$31,301.00

**CAPITAL DEBT, DECEMBER 31, 1950**

<b>Gross Debt</b>	
School debt . . . . .	\$922,628.00
Self-liquidating debt. . . . .	.....
Other capital debt . . . . .	1,162,150.00

**TOTAL GROSS DEBT . . . . . \$2,084,778.00**  
**Per Capita Gross Debt . . . . . \$83.88**

**Deductions for**

School debt . . . . .	\$922,628.00
Self-liquidating debt. . . . .	.....
Other capital debt . . . . .	.....

**TOTAL DEDUCTIONS . . . . . 922,628.00**  
**NET DEBT . . . . . \$1,162,150.00**

**Average Assessed Valuations**

**Real Property 1948-1949-1950.. \$41,136,811.00**  
**Per Cent of Net Debt . . . . . 2.82**

**CURRENT FINANCES DECEMBER 31, 1950**

Cash . . . . .	\$351,981.06
Taxes receivable . . . . .	53,301.73
Tax title liens . . . . .	431.08
Foreclosed property . . . . .	31,301.00
Accounts receivable . . . . .	1,684.18
State road aid receivable . . . . .	.....
Emergencies and deferred charges . . . . .	8,400.00
<b>TOTAL ASSETS . . . . .</b>	<b>\$447,099.05</b>
Cash liabilities . . . . .	\$50,631.64
Reserves . . . . .	86,717.99
Surplus revenue . . . . .	309,749.42
<b>TOTAL LIABILITIES AND SURPLUS . . . . .</b>	<b>\$447,099.05</b>

**MARGATE CITY—CITY—ATLANTIC COUNTY**

Population Census, 1950—4,780      Land Area 1.49 sq. mi.      Net Valuation Taxable \$6,190,302  
 1940—3,266

**EXPENDITURES AND REQUIRED PAYMENTS FOR 1950**

**General Government**  
 Administrative and executive . . . \$55,512.22  
 Assessment and collection of taxes 19,807.00  
 Finance Department . . . . .

**Protection to Persons & Property**  
 Fire . . . . . 37,750.00  
 Police . . . . . 61,725.00  
 Other . . . . . 5,000.00

**Streets and Roads**  
 Repairs and maintenance . . . . . 72,775.00  
 Street lighting . . . . . 22,500.00

**Sanitation**  
 Street cleaning . . . . .  
 Garbage and ash removal . . . . . 21,770.00  
 Sewers . . . . . 56,000.00

**Health and Charities**  
 Health service . . . . . 1,150.00  
 Poor (including relief) . . . . . 1,150.00  
 Hospitals (aid and maintenance) . . . . . 1,000.00  
 Other . . . . . 3,050.00

**Recreation**  
 Beaches and boardwalks . . . . .  
 Parks and playgrounds . . . . . 2,750.00  
 Other . . . . .

**Educational**  
 (Exclusive of school districts) . . . . .

**Unclassified Purposes**  
 (Including contingent) . . . . . 12,950.00

---

SUB-TOTAL—Municipal functions.. \$374,889.22

**Tax rate** . . . . . \$11.56  
 Local school tax rate . . . . . 1.97  
 County tax rate . . . . . 1.49  
 Local purpose tax rate . . . . . 8.10

**TAXES**

Local school tax . . . \$121,975.14  
 County taxes . . . . . 92,325.53  
 Special district taxes . . . . .

---

Local purpose levy . . . . . \$214,300.67  
 500,837.53

---

Total tax levy (tax duplicate) .. \$715,138.20

**Per Capita Total Tax Levy** . . . . . \$149.61

**Current**  
 1950 taxes levied (total) . . . . . \$731,970.26  
 Collected in 1950 . . . . . 646,894.20  
 Per cent of levy collected in 1950 . . . . . 88.38  
 Transferred to liens . . . . . 27,691.14  
 Cancelled, abated or adjusted . . . . . 9,832.32  
 Outstanding December 31, 1950 .. \$47,552.60

**All Prior Years Outstanding**  
 Balance January 1, 1950 . . . . . \$48,947.02  
 Collected in 1950 . . . . . 44,164.89  
 Balance December 31, 1950 . . . . . \$4,492.39

**Tax Title Liens Outstanding**  
 Balance January 1, 1950 . . . . . \$549,794.26  
 Redeemed by cash . . . . . 63,523.43  
 Balance December 31, 1950 . . . . . \$437,566.72

**Property Acquired by Deed or Foreclosure**  
 Balance January 1, 1950 . . . . . \$177,164.00  
 Sale for cash . . . . . 44,434.00  
 Balance December 31, 1950 . . . . . \$183,135.00

**CAPITAL DEBT, DECEMBER 31, 1950**

**Gross Debt**  
 School debt . . . . .  
 Self-liquidating debt . . . . .  
 Other capital debt . . . \$2,554,000.00

**TOTAL GROSS DEBT** . . . . . \$2,554,000.00  
**Per Capita Gross Debt** . . . . . \$534.31

**Deductions for**  
 School debt . . . . .  
 Self-liquidating debt . . . . .  
 Other capital debt . . . \$7,000.00

**TOTAL DEDUCTIONS** . . . . . 7,000.00  
**NET DEBT** . . . . . \$2,547,000.00

**Average Assessed Valuations**  
 Real Property 1943-1949-1950.. \$5,690,122.00  
 Per Cent of Net Debt . . . . . 44.76

**CURRENT FINANCES DECEMBER 31, 1950**

Cash . . . . . \$301,318.57  
 Taxes receivable . . . . . 52,044.99  
 Tax title liens . . . . . 437,566.72  
 Foreclosed property . . . . . 183,135.00  
 Accounts receivable . . . . . 54,541.21  
 State road aid receivable . . . . .  
 Emergencies and deferred charges .. 96,293.36

**TOTAL ASSETS** . . . . . \$1,124,899.85

Cash liabilities . . . . . \$114,144.33  
 Reserves . . . . . 727,287.92  
 Surplus revenue . . . . . 283,467.60

**TOTAL LIABILITIES AND SURPLUS** . . . . . \$1,124,899.85

**Per Capita—Municipal functions** . . . . . \$78.43  
 Capital imp'ts and capital imp't fund \$136,514.14

**Debt Service**  
 Principal payments . . . \$79,000.00  
 Interest payments . . . 80,209.00

Total . . . . . 159,209.00

**Per Capita Debt Service** . . . . . \$33.31

**Deferred Charges and Statutory Expenditures**  
 Emergencies . . . . . \$23,132.00  
 Other deferred chgs. 12,473.90

Total . . . . . 35,605.90

---

**TOTAL—Municipal expenditures** . . . \$706,218.26

**Required Payments for Local School, County, and Special District Taxes** . . . . . 214,300.67

**TOTAL EXPENDITURES AND REQUIRED PAYMENTS** . . . . . \$920,518.93

Reserve for uncollected taxes . . . . . 107,825.63

---

**GRAND TOTAL—Budget** . . . . . \$1,028,344.56

**RECEIPTS AND REVENUES REALIZED IN 1950 TO MEET EXPENDITURES AND REQUIRED PAYMENTS**

Surplus revenue appropriated . . . \$100,000.00  
 Miscellaneous revenues realized. 144,762.39  
 State aid revenues realized . . . . 12,948.88  
 Delinquent taxes including  
   liens—1950 collections . . . . . 107,688.32  
 Current taxes—1950 collections.. 646,894.20  
 Emergency borrowings . . . . .

**TOTAL RECEIPTS AND REVENUES REALIZED** . . . . . \$1,012,293.79

**CAPITAL OUTLAY—1950**

Beaches and boardwalks . . . . .  
 Buildings and equipment . . . . .  
 Parks and playgrounds . . . . . \$8,199.56  
 Sewers . . . . . 11,931.40  
 Streets, roads and bridges . . . . .  
 Water supply . . . . . 123,866.21  
 Other . . . . . 7,279.20

# MARLBORO TOWNSHIP—MONMOUTH COUNTY

Population Census, 1950—6,254      Land Area 30.2 sq. mi.      Net Valuation Taxable \$1,768,245  
 1940—5,015

<b>EXPENDITURES AND RE-REQUIRED PAYMENTS FOR 1950</b>	
<b>General Government</b>	
Administrative and executive . . . . .	\$4,659.86
Assessment and collection of taxes . . . . .	3,095.14
Finance Department . . . . .	575.00
<b>Protection to Persons &amp; Property</b>	
Fire . . . . .	3,000.00
Police . . . . .	732.56
Other . . . . .	. . . . .
<b>Streets and Roads</b>	
Repairs and maintenance . . . . .	30,130.83
Street lighting . . . . .	1,317.44
<b>Sanitation</b>	
Street cleaning . . . . .	. . . . .
Garbage and ash removal . . . . .	. . . . .
Sewers . . . . .	. . . . .
<b>Health and Charities</b>	
Health service . . . . .	2,056.00
Poor (including relief) . . . . .	2,088.17
Hospitals (aid and maintenance) . . . . .	. . . . .
Other . . . . .	. . . . .
<b>Recreation</b>	
Beaches and boardwalks . . . . .	. . . . .
Parks and playgrounds . . . . .	. . . . .
Other . . . . .	. . . . .
<b>Educational</b>	
(Exclusive of school districts) . . . . .	. . . . .
<b>Unclassified Purposes</b>	
(Including contingent) . . . . .	300.00
<b>SUB-TOTAL—Municipal functions..</b>	<b>\$47,955.00</b>

<b>Per Capita—Municipal functions . . . . .</b>	<b>\$7.67</b>
Capital imp'ts and capital imp't fund . . . . .	. . . . .
<b>Debt Service</b>	
Principal payments . . . . .	\$5,000.00
Interest payments . . . . .	450.00
<b>Total . . . . .</b>	<b>\$5,450.00</b>
<b>Per Capita Debt Service . . . . .</b>	<b>\$0.87</b>
<b>Deferred Charges and Statutory Expenditures</b>	
Emergencies . . . . .	\$2,500.00
Other deferred chgs. . . . .	. . . . .
<b>Total . . . . .</b>	<b>2,500.00</b>

**TOTAL—Municipal expenditures . . . . .** \$55,905.00

**Required Payments for Local School, County, and Special District Taxes . . . . .** 106,176.50

**TOTAL EXPENDITURES AND REQUIRED PAYMENTS . . . . .** \$162,081.50

Reserve for uncollected taxes . . . . . \$37,219.95

**GRAND TOTAL—Budget . . . . .** \$199,301.45

**RECEIPTS AND REVENUES REALIZED IN 1950 TO MEET EXPENDITURES AND REQUIRED PAYMENTS**

Surplus revenue appropriated . . . . .	\$27,000.00
Miscellaneous revenues realized . . . . .	26,131.77
State aid revenues realized . . . . .	4,800.00
<b>Delinquent taxes including</b>	
liens—1950 collections . . . . .	28,088.30
Current taxes—1950 collections . . . . .	93,794.76
Emergency borrowings . . . . .	. . . . .

**TOTAL RECEIPTS AND REVENUES REALIZED . . . . .** \$179,814.83

**CAPITAL OUTLAY—1950**

Beaches and boardwalks . . . . .	. . . . .
Buildings and equipment . . . . .	. . . . .
Parks and playgrounds . . . . .	. . . . .
Sewers . . . . .	. . . . .
Streets, roads and bridges . . . . .	. . . . .
Water supply . . . . .	. . . . .
Other . . . . .	. . . . .

<b>Tax rate . . . . .</b>	<b>\$7.52</b>
Local school tax rate . . . . .	4.50
County tax rate . . . . .	1.50
Local purpose tax rate . . . . .	1.52

**TAXES**

Local school tax . . . . .	\$79,657.00
County taxes . . . . .	26,519.50
Special district taxes . . . . .	. . . . .
<b>Local purpose levy . . . . .</b>	<b>\$106,176.50</b>
	<u>26,624.95</u>
<b>Total tax levy (tax duplicate) . . . . .</b>	<b>\$132,801.45</b>
<b>Per Capita Total Tax Levy . . . . .</b> \$21.23	

<b>Current</b>	
1950 taxes levied (total) . . . . .	\$133,239.20
Collected in 1950 . . . . .	93,794.76
Per cent of levy collected in 1950 . . . . .	70.39
Transferred to liens . . . . .	1,733.24
Cancelled, abated or adjusted . . . . .	924.55
Outstanding December 31, 1950 . . . . .	<u>\$36,786.65</u>

<b>All Prior Years Outstanding</b>	
Balance January 1, 1950 . . . . .	\$38,482.53
Collected in 1950 . . . . .	26,628.66
Balance December 31, 1950 . . . . .	<u>\$10,775.14</u>

<b>Tax Title Liens Outstanding</b>	
Balance January 1, 1950 . . . . .	\$11,538.16
Redeemed by cash . . . . .	1,459.64
Balance December 31, 1950 . . . . .	<u>\$12,016.89</u>

<b>Property Acquired by Deed or Foreclosure</b>	
Balance January 1, 1950 . . . . .	. . . . .
Sale for cash . . . . .	. . . . .
Balance December 31, 1950 . . . . .	. . . . .

**CAPITAL DEBT, DECEMBER 31, 1950**

<b>Gross Debt</b>	
School debt . . . . .	\$90,000.00
Self-liquidating debt . . . . .	. . . . .
Other capital debt . . . . .	5,000.00
<b>TOTAL GROSS DEBT . . . . .</b>	<b>\$95,000.00</b>
<b>Per Capita Gross Debt . . . . .</b>	<b>\$15.19</b>

<b>Deductions for</b>	
School debt . . . . .	\$90,000.00
Self-liquidating debt . . . . .	. . . . .
Other capital debt . . . . .	. . . . .
<b>TOTAL DEDUCTIONS . . . . .</b>	<b>90,000.00</b>
<b>NET DEBT . . . . .</b>	<b>\$5,000.00</b>

<b>Average Assessed Valuations</b>	
Real Property 1948-1949-1950 . . . . .	\$1,608,050.00
Per Cent of Net Debt . . . . .	0.31

**CURRENT FINANCES DECEMBER 31, 1950**

Cash . . . . .	\$70,677.07
Taxes receivable . . . . .	47,561.79
Tax title liens . . . . .	12,016.89
Foreclosed property . . . . .	. . . . .
Accounts receivable . . . . .	2,245.60
State road aid receivable . . . . .	. . . . .
Emergencies and deferred charges . . . . .	4,000.00

**TOTAL ASSETS . . . . .** \$136,501.35

Cash liabilities . . . . .	\$3,060.08
Reserves . . . . .	61,824.28
Surplus revenue . . . . .	71,616.99

**TOTAL LIABILITIES AND SURPLUS . . . . .** \$136,501.35

**MATAWAN BOROUGH—MONMOUTH COUNTY**

Population Census, 1950—3,725  
1940—2,758

Land Area 0.7 sq. mi.

Net Valuation Taxable \$2,590,151

**EXPENDITURES AND REQUIRED PAYMENTS FOR 1950**

<b>General Government</b>	
Administrative and executive ....	\$9,811.00
Assessment and collection of taxes	2,632.50
Finance Department .....	1,017.50
<b>Protection to Persons &amp; Property</b>	
Fire .....	4,050.00
Police .....	16,973.00
Other .....	.....
<b>Streets and Roads</b>	
Repairs and maintenance .....	11,300.00
Street lighting .....	5,700.00
<b>Sanitation</b>	
Street cleaning .....	.....
Garbage and ash removal .....	3,375.00
Sewers .....	.....
<b>Health and Charities</b>	
Health service .....	2,776.50
Poor (including relief) .....	175.00
Hospitals (aid and maintenance) ..	.....
Other .....	100.00
<b>Recreation</b>	
Beaches and boardwalks .....	.....
Parks and playgrounds .....	850.00
Other .....	.....
<b>Educational</b>	
(Exclusive of school districts) ..	2,540.00
<b>Unclassified Purposes</b>	
(Including contingent) .....	1,100.00
<b>SUB-TOTAL—Municipal functions..</b>	<b>\$62,400.50</b>

<b>Per Capita—Municipal functions ....</b>	<b>\$16.75</b>
Capital imp'ts and capital imp't fund	\$3,225.00
<b>Debt Service</b>	
Principal payments .	\$14,500.00
Interest payments ..	3,050.75
Total .....	17,550.75
<b>Per Capita Debt Service .....</b>	<b>\$4.71</b>
<b>Deferred Charges and Statutory Expenditures</b>	
Emergencies .....	.....
Other deferred chgs. ....	.....
Total .....	.....

<b>TOTAL—Municipal expenditures ...</b>	<b>\$83,176.25</b>
<b>Required Payments for Local School, County, and Special District Taxes .....</b>	<b>150,703.30</b>
<b>TOTAL EXPENDITURES AND REQUIRED PAYMENTS .....</b>	<b>\$233,879.55</b>
Reserve for uncollected taxes .....	\$29,642.06
<b>GRAND TOTAL—Budget .....</b>	<b>\$263,521.61</b>

<b>RECEIPTS AND REVENUES REALIZED IN 1950 TO MEET EXPENDITURES AND REQUIRED PAYMENTS</b>	
Surplus revenue appropriated ..	\$18,000.00
Miscellaneous revenues realized.	36,197.81
State aid revenues realized .....	3,949.00
Delinquent taxes including	.....
liens—1950 collections .....	15,625.59
Current taxes—1950 collections..	184,305.76
Emergency borrowings .....	.....
<b>TOTAL RECEIPTS AND REVENUES REALIZED .....</b>	<b>\$258,078.16</b>

<b>CAPITAL OUTLAY—1950</b>	
Beaches and boardwalks .....	.....
Buildings and equipment .....	.....
Parks and playgrounds .....	.....
Sewers .....	.....
Streets, roads and bridges .....	\$207.50
Water supply .....	.....
Other .....	.....

<b>Tax rate .....</b>	<b>\$7.55</b>
Local school tax rate .....	4.34
County tax rate .....	1.48
Local purpose tax rate .....	1.73

<b>TAXES</b>	
Local school tax ...	\$112,450.16
County taxes .....	38,253.14
Special district taxes .....	.....
Local purpose levy .....	\$150,703.30
Total tax levy (tax duplicate) ..	\$198,015.52
<b>Per Capita Total Tax Levy .....</b>	<b>\$53.16</b>

<b>Current</b>	
1950 taxes levied (total) .....	\$200,608.80
Collected in 1950 .....	184,305.76
Per cent of levy collected in 1950 ..	91.87
Transferred to liens .....	1,140.51
Cancelled, abated or adjusted ..	185.71
Outstanding December 31, 1950 ..	\$14,976.82

<b>All Prior Years Outstanding</b>	
Balance January 1, 1950 .....	\$20,812.11
Collected in 1950 .....	14,752.43
Balance December 31, 1950 .....	\$5,723.26

<b>Tax Title Liens Outstanding</b>	
Balance January 1, 1950 .....	\$11,120.73
Redeemed by cash .....	873.16
Balance December 31, 1950 .....	\$11,770.57

<b>Property Acquired by Deed or Foreclosure</b>	
Balance January 1, 1950 .....	\$1,390.00
Sale for cash .....	.....
Balance December 31, 1950 .....	\$1,390.00

**CAPITAL DEBT, DECEMBER 31, 1950**

<b>Gross Debt</b>	
School debt .....	\$32,710.00
Self-liquidating debt ..	23,000.00
Other capital debt ..	67,500.00
<b>TOTAL GROSS DEBT .....</b>	<b>\$123,210.00</b>
<b>Per Capita Gross Debt .....</b>	<b>\$33.08</b>

<b>Deductions for</b>	
School debt .....	\$32,710.00
Self-liquidating debt ..	23,000.00
Other capital debt ..	.....
<b>TOTAL DEDUCTIONS .....</b>	<b>55,710.00</b>
<b>NET DEBT .....</b>	<b>\$67,500.00</b>

<b>Average Assessed Valuations</b>	
Real Property 1948-1949-1950..	\$2,430,100.00
Per Cent of Net Debt .....	2.77

**CURRENT FINANCES DECEMBER 31, 1950**

Cash .....	\$79,383.28
Taxes receivable .....	20,708.98
Tax title liens .....	11,770.57
Foreclosed property .....	1,390.00
Accounts receivable .....	265.69
State road aid receivable ..	3,334.21
Emergencies and deferred charges ..	.....
<b>TOTAL ASSETS .....</b>	<b>\$116,852.73</b>

Cash liabilities .....	\$10,859.62
Reserves .....	34,135.24
Surplus revenue .....	71,857.87
<b>TOTAL LIABILITIES AND SURPLUS .....</b>	<b>\$116,852.73</b>

# MATAWAN TOWNSHIP—MONMOUTH COUNTY

Population Census, 1950—3,866  
1940—2,633

Land Area 7.0 sq. mi.

Net Valuation Taxable \$2,171,877

## EXPENDITURES AND RE- QUIRED PAYMENTS FOR 1950

<b>General Government</b>	
Administrative and executive . . .	\$11,290.00
Assessment and collection of taxes	6,375.00
Finance Department . . . . .	625.00
<b>Protection to Persons &amp; Property</b>	
Fire . . . . .	2,250.00
Police . . . . .	15,100.00
Other . . . . .	5,100.00
<b>Streets and Roads</b>	
Repairs and maintenance . . . . .	18,800.00
Street lighting . . . . .	4,900.00
<b>Sanitation</b>	
Street cleaning . . . . .	6,100.00
Garbage and ash removal . . . . .	6,100.00
Sewers . . . . .	6,100.00
<b>Health and Charities</b>	
Health service . . . . .	4,040.00
Poor (including relief) . . . . .	2,100.00
Hospitals (aid and maintenance) . . . . .	2,100.00
Other . . . . .	2,100.00
<b>Recreation</b>	
Beaches and boardwalks . . . . .	77.86
Parks and playgrounds . . . . .	77.86
Other . . . . .	77.86
<b>Educational</b>	
(Exclusive of school districts) . . . . .	1,100.00
<b>Unclassified Purposes</b>	
(Including contingent) . . . . .	1,000.00
<b>SUB-TOTAL—Municipal functions..</b>	<b>\$73,680.00</b>

<b>Per Capita—Municipal functions . . . . .</b>	<b>\$19.06</b>
Capital imp'ts and capital imp't fund	\$2,500.00
<b>Debt Service</b>	
Principal payments . . . . .	\$10,000.00
Interest payments . . . . .	1,819.00
<b>Total . . . . .</b>	<b>11,819.00</b>
<b>Per Capita Debt Service . . . . .</b>	<b>\$3.06</b>
<b>Deferred Charges and Statutory Expenditures</b>	
Emergencies . . . . .	1,819.00
Other deferred chgs. . . . .	1,819.00
<b>Total . . . . .</b>	<b>3,638.00</b>

**TOTAL—Municipal expenditures . . . . . \$87,999.00**

**Required Payments for Local School, County, and Special District Taxes . . . . . 126,329.32**

**TOTAL EXPENDITURES AND REQUIRED PAYMENTS . . . . . \$214,328.32**

Reserve for uncollected taxes . . . . . \$44,245.69

**GRAND TOTAL—Budget . . . . . \$258,574.01**

## RECEIPTS AND REVENUES REALIZED IN 1950 TO MEET EXPENDITURES AND RE- QUIRED PAYMENTS

Surplus revenue appropriated . . . . .	\$19,000.00
Miscellaneous revenues realized . . . . .	34,878.49
State aid revenues realized . . . . .	3,456.00
<b>Delinquent taxes including</b>	
liens—1950 collections . . . . .	24,700.07
Current taxes—1950 collections . . . . .	152,753.36
Emergency borrowings . . . . .	1,819.00
<b>TOTAL RECEIPTS AND REVENUES REALIZED . . . . .</b>	<b>\$234,787.92</b>

### CAPITAL OUTLAY—1950

Beaches and boardwalks . . . . .	77.86
Buildings and equipment . . . . .	77.86
Parks and playgrounds . . . . .	77.86
Sewers . . . . .	6,100.00
Streets, roads and bridges . . . . .	\$17,888.00
Water supply . . . . .	39,875.60
Other . . . . .	77.86

<b>Tax rate . . . . .</b>	<b>\$9.02</b>
Local school tax rate . . . . .	4.34
County tax rate . . . . .	1.48
Local purpose tax rate . . . . .	3.20

### TAXES

Local school tax . . . . .	\$94,290.99
County taxes . . . . .	32,038.33
Special district taxes . . . . .	77.86
<b>Local purpose levy . . . . .</b>	<b>\$126,329.32</b>
<b>Total tax levy (tax duplicate) . . . . .</b>	<b>\$195,868.01</b>

**Per Capita Total Tax Levy . . . . . \$50.66**

### Current

1950 taxes levied (total) . . . . .	\$196,171.65
Collected in 1950 . . . . .	152,753.36
Per cent of levy col- lected in 1950 . . . . .	77.86
Transferred to liens . . . . .	3,691.56
Cancelled, abated or adjusted . . . . .	541.20
Outstanding December 31, 1950 . . . . .	\$39,185.53

### All Prior Years Outstanding

Balance January 1, 1950 . . . . .	\$31,375.26
Collected in 1950 . . . . .	22,919.90
Balance December 31, 1950 . . . . .	\$8,526.81

### Tax Title Liens Outstanding

Balance January 1, 1950 . . . . .	\$44,941.90
Redeemed by cash . . . . .	1,780.17
Balance December 31, 1950 . . . . .	\$46,853.29

### Property Acquired by Deed or Foreclosure

Balance January 1, 1950 . . . . .	\$24,983.79
Sale for cash . . . . .	1,780.17
Balance December 31, 1950 . . . . .	\$24,983.79

### CAPITAL DEBT, DECEMBER 31, 1950

<b>Gross Debt</b>	
School debt . . . . .	\$26,290.00
Self-liquidating debt . . . . .	85,000.00
Other capital debt . . . . .	79,000.00
<b>TOTAL GROSS DEBT . . . . .</b>	<b>\$190,290.00</b>

**Per Capita Gross Debt . . . . . \$49.22**

### Deductions for

School debt . . . . .	\$26,290.00
Self-liquidating debt . . . . .	65,598.00
Other capital debt . . . . .	79,000.00
<b>TOTAL DEDUCTIONS . . . . .</b>	<b>91,888.00</b>
<b>NET DEBT . . . . .</b>	<b>\$98,402.00</b>

### Average Assessed Valuations

Real Property 1948-1949-1950 . . . . .	\$1,952,946.00
Per Cent of Net Debt . . . . .	5.03

### CURRENT FINANCES DECEMBER 31, 1950

Cash . . . . .	\$63,285.88
Taxes receivable . . . . .	47,712.34
Tax title liens . . . . .	46,853.29
Foreclosed property . . . . .	24,983.79
Accounts receivable . . . . .	24.13
State road aid receivable . . . . .	10,137.59
Emergencies and deferred charges . . . . .	3,638.00
<b>TOTAL ASSETS . . . . .</b>	<b>\$192,997.02</b>

Cash liabilities . . . . .	\$17,657.02
Reserves . . . . .	119,573.55
Surplus revenue . . . . .	55,766.45

**TOTAL LIABILITIES AND SURPLUS . . . . . \$192,997.02**

## MAURICE RIVER TOWNSHIP—CUMBERLAND COUNTY

Population Census, 1950—2,837  
1940—2,261

Land Area 94.7 sq. mi.

Net Valuation Taxable \$1,253,308

### EXPENDITURES AND RE- QUIRED PAYMENTS FOR 1950

<b>General Government</b>	
Administrative and executive .....	\$3,146.75
Assessment and collection of taxes .....	2,274.69
Finance Department .....	400.00
<b>Protection to Persons &amp; Property</b>	
Fire .....	1,500.00
Police .....	1,670.22
Other .....	.....
<b>Streets and Roads</b>	
Repairs and maintenance .....	18,839.40
Street lighting .....	3,946.59
<b>Sanitation</b>	
Street cleaning .....	.....
Garbage and ash removal .....	.....
Sewers .....	.....
<b>Health and Charities</b>	
Health service .....	702.35
Poor (including relief) .....	1,370.00
Hospitals (aid and maintenance) .....	.....
Other .....	.....
<b>Recreation</b>	
Beaches and boardwalks .....	.....
Parks and playgrounds .....	.....
Other .....	.....
<b>Educational</b>	
(Exclusive of school districts) ..	.....
<b>Unclassified Purposes</b>	
(Including contingent) .....	50.00
<b>SUB-TOTAL—Municipal functions..</b>	<b>\$33,900.00</b>

<b>Per Capita—Municipal functions .....</b>	
Capital imp'ts and capital imp't fund .....	\$11.95
Debt Service .....	\$8,777.77
Principal payments ..	.....
Interest payments ..	.....
Total .....	.....
<b>Per Capita Debt Service .....</b>	
Deferred Charges and Statutory Expenditures .....	.....
Emergencies .....	.....
Other deferred chgs. .....	\$15.00
Total .....	15.00

<b>TOTAL—Municipal expenditures ..</b>	<b>\$42,692.77</b>
----------------------------------------	--------------------

<b>Required Payments for Local School, County, and Special District Taxes .....</b>	<b>71,377.13</b>
-------------------------------------------------------------------------------------	------------------

<b>TOTAL EXPENDITURES AND REQUIRED PAYMENTS .....</b>	<b>\$114,069.90</b>
Reserve for uncollected taxes .....	\$11,774.95
<b>GRAND TOTAL—Budget .....</b>	<b>\$125,844.85</b>

### RECEIPTS AND REVENUES REALIZED IN 1950 TO MEET EXPENDITURES AND RE- QUIRED PAYMENTS

Surplus revenue appropriated ..	\$9,217.47
Miscellaneous revenues realized ..	23,501.24
State aid revenues realized .....	16,437.00
Delinquent taxes including liens—1950 collections .....	11,028.70
Current taxes—1950 collections ..	63,822.99
Emergency borrowings .....	.....

<b>TOTAL RECEIPTS AND REVENUES REALIZED .....</b>	<b>\$124,007.40</b>
---------------------------------------------------	---------------------

### CAPITAL OUTLAY—1950

Beaches and boardwalks .....	.....
Buildings and equipment .....	.....
Parks and playgrounds .....	.....
Sewers .....	.....
Streets, roads and bridges .....	.....
Water supply .....	.....
Other .....	.....

<b>Tax rate .....</b>	<b>\$6.02</b>
Local school tax rate .....	4.46
County tax rate .....	1.23
Local purpose tax rate .....	0.33

### TAXES

Local school tax ..	\$55,876.21	
County taxes .....	15,500.92	
Special district taxes .....	.....	
Local purpose levy .....	.....	\$71,377.13
		4,035.48
<b>Total tax levy (tax duplicate) ..</b>		<b>\$75,412.61</b>

<b>Per Capita Total Tax Levy .....</b>	<b>\$26.58</b>
----------------------------------------	----------------

<b>Current</b>	
1950 taxes levied (total) .....	\$75,412.61
Collected in 1950 .....	63,822.99
Per cent of levy col- lected in 1950 ..	84.63
Transferred to liens .....	508.19
Cancelled, abated or adjusted .....	410.12
Outstanding December 31, 1950 ..	\$10,671.31

<b>All Prior Years Outstanding</b>	
Balance January 1, 1950 .....	\$11,020.37
Collected in 1950 .....	10,796.62
Balance December 31, 1950 .....	\$223.75

<b>Tax Title Liens Outstanding</b>	
Balance January 1, 1950 .....	\$11,714.52
Redeemed by cash .....	232.08
Balance December 31, 1950 .....	\$11,994.68

<b>Property Acquired by Deed or Foreclosure</b>	
Balance January 1, 1950 .....	\$1,400.00
Sale for cash .....	900.00
Balance December 31, 1950 .....	\$800.00

### CAPITAL DEBT, DECEMBER 31, 1950

<b>Gross Debt</b>	
School debt .....	.....
Self-liquidating debt ..	.....
Other capital debt ..	.....
<b>TOTAL GROSS DEBT .....</b>	<b>.....</b>
<b>Per Capita Gross Debt .....</b>	<b>.....</b>

<b>Deductions for</b>	
School debt .....	.....
Self-liquidating debt ..	.....
Other capital debt ..	.....
<b>TOTAL DEDUCTIONS .....</b>	<b>.....</b>

<b>NET DEBT .....</b>	<b>.....</b>
-----------------------	--------------

<b>Average Assessed Valuations</b>	
Real Property 1948-1949-1950 ..	\$996,945.00
<b>Per Cent of Net Debt .....</b>	<b>.....</b>

### CURRENT FINANCES DECEMBER 31, 1950

Cash .....	\$31,850.80
Taxes receivable .....	10,895.06
Tax title liens .....	11,994.68
Foreclosed property .....	800.00
Accounts receivable .....	162.87
State road aid receivable .....	2,500.00
Emergencies and deferred charges ..	.....

<b>TOTAL ASSETS .....</b>	<b>\$58,203.41</b>
---------------------------	--------------------

Cash liabilities .....	\$889.99
Reserves .....	23,852.61
Surplus revenue .....	33,460.81

<b>TOTAL LIABILITIES AND SURPLUS .....</b>	<b>\$58,203.41</b>
--------------------------------------------	--------------------

## MAYWOOD BOROUGH—BERGEN COUNTY

Population Census, 1950—8,649  
1940—4,052

Land Area 1.3 sq. mi.

Net Valuation Taxable \$8,573,686

### EXPENDITURES AND RE- QUIRED PAYMENTS FOR 1950

<b>General Government</b>	
Administrative and executive .....	\$36,000.00
Assessment and collection of taxes .....	13,900.00
Finance Department .....	.....
<b>Protection to Persons &amp; Property</b>	
Fire .....	21,250.00
Police .....	53,791.00
Other .....	552.66
<b>Streets and Roads</b>	
Repairs and maintenance .....	21,450.00
Street lighting .....	9,350.00
<b>Sanitation</b>	
Street cleaning .....	.....
Garbage and ash removal .....	34,050.00
Sewers .....	26,550.00
<b>Health and Charities</b>	
Health service .....	4,900.00
Poor (including relief) .....	1,055.00
Hospitals (aid and maintenance) .....	.....
Other .....	.....
<b>Recreation</b>	
Beaches and boardwalks .....	.....
Parks and playgrounds .....	6,000.00
Other .....	.....
<b>Educational</b> (Exclusive of school districts) ..	
.....	.....
<b>Unclassified Purposes</b> (Including contingent) .....	
.....	8,000.00
<b>SUB-TOTAL—Municipal functions..</b>	<b>\$236,848.66</b>

<b>Per Capita—Municipal functions .....</b>	<b>\$27.38</b>
Capital imp'ts and capital imp't fund .....	\$7,500.00
<b>Debt Service</b>	
Principal payments ..	\$56,500.00
Interest payments ..	24,349.40
<b>Total .....</b>	<b>80,849.40</b>
<b>Per Capita Debt Service .....</b>	
<b>.....</b>	<b>\$9.35</b>
<b>Deferred Charges and Statutory Expenditures</b>	
Emergencies .....	\$1,000.00
Other deferred chgs. ....	1,075.00
<b>Total .....</b>	<b>2,075.00</b>

**TOTAL—Municipal expenditures ...** **\$327,273.06**

**Required Payments for Local School, County, and Special District Taxes .....** **324,519.70**

**TOTAL EXPENDITURES AND REQUIRED PAYMENTS .....** **\$651,792.76**

Reserve for uncollected taxes .....

**GRAND TOTAL—Budget .....** **\$682,121.60**

### RECEIPTS AND REVENUES REALIZED IN 1950 TO MEET EXPENDITURES AND RE- QUIRED PAYMENTS

Surplus revenue appropriated ..	\$85,000.00
Miscellaneous revenues realized ..	97,805.19
State aid revenues realized .....	4,108.00
<b>Delinquent taxes including</b>	
liens—1950 collections .....	18,164.19
Current taxes—1950 collections ..	497,598.89
Emergency borrowings .....	.....

**TOTAL RECEIPTS AND REVENUES REALIZED .....** **\$702,676.27**

### CAPITAL OUTLAY—1950

Beaches and boardwalks .....	.....
Buildings and equipment .....	\$2,603.13
Parks and playgrounds .....	.....
Sewers .....	122.48
Streets, roads and bridges .....	3,581.76
Water supply .....	.....
Other .....	2,384.48

<b>Tax rate .....</b>	<b>\$5.89</b>
Local school tax rate .....	2.97
County tax rate .....	0.81
Local purpose tax rate .....	2.11

### TAXES

Local school tax ...	\$254,855.10	
County taxes .....	69,664.60	
Special district taxes .....	.....	
<b>Local purpose levy .....</b>	<b>.....</b>	<b>\$324,519.70</b>
<b>Total tax levy (tax duplicate) ..</b>	<b>.....</b>	<b>\$504,738.60</b>

**Per Capita Total Tax Levy .....** **\$58.36**

<b>Current</b>	
1950 taxes levied (total) .....	\$518,175.57
Collected in 1950 .....	497,598.89
Per cent of levy col- lected in 1950 ...	96.03
Transferred to liens .....	1,018.38
Cancelled, abated or adjusted .....	4,171.89
Outstanding December 31, 1950 ..	\$15,386.41

<b>All Prior Years Outstanding</b>	
Balance January 1, 1950 .....	\$10,353.36
Collected in 1950 .....	9,478.08
Balance December 31, 1950 .....	\$701.06

<b>Tax Title Liens Outstanding</b>	
Balance January 1, 1950 .....	\$14,777.73
Redeemed by cash .....	.....
Balance December 31, 1950 .....	\$14,140.00

<b>Property Acquired by Deed or Foreclosure</b>	
Balance January 1, 1950 .....	\$37,637.00
Sale for cash .....	7,030.00
Balance December 31, 1950 .....	\$22,777.00

### CAPITAL DEBT, DECEMBER 31, 1950

<b>Gross Debt</b>	
School debt .....	\$403,000.00
Self-liquidating debt. ....	.....
Other capital debt ..	753,655.00

**TOTAL GROSS DEBT .....** **\$1,156,655.00**

**Per Capita Gross Debt .....** **\$133.73**

<b>Deductions for</b>	
School debt .....	\$403,000.00
Self-liquidating debt. ....	.....
Other capital debt ..	35,296.00

**TOTAL DEDUCTIONS .....** **438,296.00**

**NET DEBT .....** **\$718,359.00**

<b>Average Assessed Valuations</b>	
Real Property 1948-1949-1950 ..	\$6,904,182.00
Per Cent of Net Debt .....	10.40

### CURRENT FINANCES DECEMBER 31, 1950

Cash .....	\$161,254.89
Taxes receivable .....	16,087.47
Tax title liens .....	14,140.00
Foreclosed property .....	22,777.00
Accounts receivable .....	735.01
State road aid receivable .....	.....
Emergencies and deferred charges ..	220.51

**TOTAL ASSETS .....** **\$215,214.88**

Cash liabilities .....	\$27,296.50
Reserves .....	53,739.48
Surplus revenue .....	134,178.90

**TOTAL LIABILITIES AND SURPLUS .....** **\$215,214.88**

## MEDFORD TOWNSHIP—BURLINGTON COUNTY

Population Census, 1950—2,823  
1940—2,237

Land Area 40.3 sq. mi.

Net Valuation Taxable \$1,920,535

### EXPENDITURES AND RE- QUIRED PAYMENTS FOR 1950

<b>General Government</b>	
Administrative and executive .....	\$3,575.00
Assessment and collection of taxes .....	2,100.00
Finance Department .....	900.00
<b>Protection to Persons &amp; Property</b>	
Fire .....	2,550.00
Police .....	4,725.00
Other .....	.....
<b>Streets and Roads</b>	
Repairs and maintenance .....	19,357.17
Street lighting .....	2,800.00
<b>Sanitation</b>	
Street cleaning .....	.....
Garbage and ash removal .....	2,050.00
Sewers .....	.....
<b>Health and Charities</b>	
Health service .....	350.00
Poor (including relief) .....	780.00
Hospitals (aid and maintenance) .....	.....
Other .....	.....
<b>Recreation</b>	
Beaches and boardwalks .....	.....
Parks and playgrounds .....	.....
Other .....	1,000.00
<b>Educational</b>	
(Exclusive of school districts) ..	.....
<b>Unclassified Purposes</b>	
(Including contingent) .....	400.00
<b>SUB-TOTAL—Municipal functions..</b>	<b>\$40,587.17</b>

<b>Per Capita—Municipal functions .....</b>	
Capital imp'ts and capital imp't fund .....	\$14.38
<b>Debt Service</b>	\$670.25
Principal payments ..	.....
Interest payments ..	.....
Total .....	.....
<b>Per Capita Debt Service .....</b>	
Deferred Charges and Statutory Expenditures .....	.....
Emergencies .....	.....
Other deferred chge. .....	\$5,663.46
Total .....	5,663.46

<b>TOTAL—Municipal expenditures ...</b>	<b>\$46,920.88</b>
<b>Required Payments for Local School, County, and Special District Taxes .....</b>	
	100,561.49
<b>TOTAL EXPENDITURES AND REQUIRED PAYMENTS .....</b>	<b>\$147,482.37</b>
Reserve for uncollected taxes .....	\$24,465.00
<b>GRAND TOTAL—Budget .....</b>	<b>\$171,947.37</b>

<b>RECEIPTS AND REVENUES REALIZED IN 1950 TO MEET EXPENDITURES AND REQUIRED PAYMENTS</b>	
Surplus revenue appropriated ..	\$10,400.00
Miscellaneous revenues realized ..	23,127.01
State aid revenues realized .....	4,816.40
Delinquent taxes including	.....
liens—1950 collections .....	18,988.23
current taxes—1950 collections ..	96,177.97
Emergency borrowings .....	.....
<b>TOTAL RECEIPTS AND REVENUES REALIZED .....</b>	<b>\$153,509.61</b>

### CAPITAL OUTLAY—1950

Beaches and boardwalks .....	.....
Buildings and equipment .....	.....
Parks and playgrounds .....	.....
Sewers .....	.....
Streets, roads and bridges .....	.....
Water supply .....	.....
Other .....	.....

<b>Tax rate .....</b>	<b>\$6.18</b>
Local school tax rate .....	3.29
County tax rate .....	1.94
Local purpose tax rate .....	0.95

### TAXES

Local school tax ...	\$63,260.11	
County taxes .....	37,301.38	
Special district taxes .....	.....	
<b>Local purpose levy .....</b>		<b>\$100,561.49</b>
		<b>18,500.00</b>
<b>Total tax levy (tax duplicate) ..</b>		<b>\$119,061.49</b>

<b>Per Capita Total Tax Levy .....</b>	<b>\$42.18</b>
----------------------------------------	----------------

<b>Current</b>	
1950 taxes levied (total) .....	\$119,734.88
Collected in 1950 .....	96,177.97
Per cent of levy collected in 1950 ...	80.32
Transferred to liens .....	343.03
Cancelled, abated or adjusted .....	539.21
Outstanding December 31, 1950 ..	\$22,674.67

<b>All Prior Years Outstanding</b>	
Balance January 1, 1950 .....	\$19,543.30
Collected in 1950 .....	18,854.22
Balance December 31, 1950 .....	\$665.13

<b>Tax Title Liens Outstanding</b>	
Balance January 1, 1950 .....	\$2,325.12
Redeemed by cash .....	134.01
Balance December 31, 1950 .....	\$2,534.14

<b>Property Acquired by Deed or Foreclosure</b>	
Balance January 1, 1950 .....	\$1,000.00
Sale for cash .....	.....
Balance December 31, 1950 .....	\$1,000.00

### CAPITAL DEBT, DECEMBER 31, 1950

<b>Gross Debt</b>	
School debt .....	\$134,000.00
Self-liquidating debt .....	.....
Other capital debt ..	.....
<b>TOTAL GROSS DEBT .....</b>	<b>\$134,000.00</b>
<b>Per Capita Gross Debt .....</b>	<b>\$47.47</b>

<b>Deductions for</b>	
School debt .....	\$100,294.00
Self-liquidating debt .....	.....
Other capital debt ..	.....
<b>TOTAL DEDUCTIONS .....</b>	<b>100,294.00</b>
<b>NET DEBT .....</b>	<b>\$33,706.00</b>

<b>Average Assessed Valuations</b>	
Real Property 1948-1949-1950 ..	\$1,671,560.00
Per Cent of Net Debt .....	2.01

### CURRENT FINANCES DECEMBER 31, 1950

Cash .....	\$44,059.86
Taxes receivable .....	23,339.80
Tax title liens .....	2,534.14
Foreclosed property .....	1,000.00
Accounts receivable .....	714.67
State road aid receivable .....	547.54
Emergencies and deferred charges ..	1,190.36
<b>TOTAL ASSETS .....</b>	<b>\$73,386.37</b>

Cash liabilities .....	\$11,490.15
Reserves .....	27,588.61
Surplus revenue .....	34,307.61

<b>TOTAL LIABILITIES AND SURPLUS .....</b>	<b>\$73,386.37</b>
--------------------------------------------	--------------------

**MEDFORD LAKES BOROUGH—BURLINGTON COUNTY**

Population Census, 1950—460  
1940—137

Land Area 1.22 sq. mi.

Net Valuation Taxable \$501,701

**EXPENDITURES AND REQUIRED PAYMENTS FOR 1950**

<b>General Government</b>	
Administrative and executive . . . . .	\$4,035.00
Assessment and collection of taxes	750.00
Finance Department . . . . .	.....
<b>Protection to Persons &amp; Property</b>	
Fire . . . . .	500.00
Police . . . . .	4,305.00
Other . . . . .	.....
<b>Streets and Roads</b>	
Repairs and maintenance . . . . .	8,025.00
Street lighting . . . . .	400.00
<b>Sanitation</b>	
Street cleaning . . . . .	.....
Garbage and ash removal . . . . .	2,000.00
Sewers . . . . .	250.00
<b>Health and Charities</b>	
Health service . . . . .	20.00
Poor (including relief) . . . . .	.....
Hospitals (aid and maintenance) . . . . .	.....
Other . . . . .	.....
<b>Recreation</b>	
Beaches and boardwalks . . . . .	.....
Parks and playgrounds . . . . .	.....
Other . . . . .	.....
<b>Educational</b>	
(Exclusive of school districts) . . . . .	.....
<b>Unclassified Purposes</b>	
(Including contingent) . . . . .	50.00
<b>SUB-TOTAL—Municipal functions..</b>	<b>\$20,335.00</b>

<b>Per Capita—Municipal functions . . . . .</b>	<b>\$44.21</b>
Capital imp'ts and capital imp't fund	\$1,000.00
<b>Debt Service</b>	
Principal payments . . . . .	\$2,000.00
Interest payments . . . . .	815.00
Total . . . . .	2,815.00
<b>Per Capita Debt Service . . . . .</b>	<b>\$6.12</b>
<b>Deferred Charges and Statutory Expenditures</b>	
Emergences . . . . .	\$650.00
Other deferred chgs. . . . .	424.50
Total . . . . .	1,074.50

**TOTAL—Municipal expenditures . . . . . \$25,224.50**

**Required Payments for Local School, County, and Special District Taxes . . . . . 18,301.87**

**TOTAL EXPENDITURES AND REQUIRED PAYMENTS . . . . . \$43,526.37**

Reserve for uncollected taxes . . . . . \$2,679.78

**GRAND TOTAL—Budget . . . . . \$46,206.15**

**RECEIPTS AND REVENUES REALIZED IN 1950 TO MEET EXPENDITURES AND REQUIRED PAYMENTS**

Surplus revenue appropriated . . . . .	\$1,700.00
Miscellaneous revenues realized . . . . .	9,935.07
State aid revenues realized . . . . .	1,721.40
Delinquent taxes including	
liens—1950 collections . . . . .	1,956.89
Current taxes—1950 collections . . . . .	33,977.88
Emergency borrowings . . . . .	.....

**TOTAL RECEIPTS AND REVENUES REALIZED . . . . . \$49,291.24**

**CAPITAL OUTLAY—1950**

Beaches and boardwalks . . . . .	.....
Buildings and equipment . . . . .	.....
Parks and playgrounds . . . . .	.....
Sewers . . . . .	.....
Streets, roads and bridges . . . . .	.....
Water supply . . . . .	.....
Other . . . . .	.....

<b>Tax rate . . . . .</b>	<b>\$7.00</b>
Local school tax rate . . . . .	1.67
County tax rate . . . . .	1.98
Local purpose tax rate . . . . .	3.35

**TAXES**

Local school tax . . . . .	\$8,379.16	
County taxes . . . . .	9,922.71	
Special district taxes . . . . .	.....	
Local purpose levy . . . . .	.....	\$18,301.87
		<u>16,737.28</u>
Total tax levy (tax duplicate) . . . . .		<u><u>\$35,039.15</u></u>
<b>Per Capita Total Tax Levy . . . . .</b>	<b>\$76.17</b>	

<b>Current</b>		
1950 taxes levied (total) . . . . .		\$36,290.38
Collected in 1950 . . . . .		33,977.88
Per cent of levy collected in 1950 . . . . .	93.62	
Transferred to liens . . . . .		19.25
Cancelled, abated or adjusted . . . . .		76.55
Outstanding December 31, 1950 . . . . .		<u><u>\$2,216.70</u></u>

<b>All Prior Years Outstanding</b>		
Balance January 1, 1950 . . . . .		\$1,928.26
Collected in 1950 . . . . .		1,922.10
Balance December 31, 1950 . . . . .		.....

<b>Tax Title Liens Outstanding</b>		
Balance January 1, 1950 . . . . .		\$364.54
Redeemed by cash . . . . .		34.79
Balance December 31, 1950 . . . . .		<u><u>\$50.35</u></u>

<b>Property Acquired by Deed or Foreclosure</b>		
Balance January 1, 1950 . . . . .		\$600.00
Sale for cash . . . . .		2,400.00
Balance December 31, 1950 . . . . .		.....

**CAPITAL DEBT, DECEMBER 31, 1950**

<b>Gross Debt</b>		
School debt . . . . .	\$6,000.00	
Self-liquidating debt . . . . .	.....	
Other capital debt . . . . .	21,000.00	
<b>TOTAL GROSS DEBT . . . . .</b>	<b>\$27,000.00</b>	
<b>Per Capita Gross Debt . . . . .</b>	<b>\$58.70</b>	

<b>Deductions for</b>		
School debt . . . . .	\$6,000.00	
Self-liquidating debt . . . . .	.....	
Other capital debt . . . . .	.....	
<b>TOTAL DEDUCTIONS . . . . .</b>	<b>6,000.00</b>	
<b>NET DEBT . . . . .</b>	<b>\$21,000.00</b>	

<b>Average Assessed Valuations</b>		
Real Property 1948-1949-1950 . . . . .		\$471,842.00
Per Cent of Net Debt . . . . .		4.45

**CURRENT FINANCES DECEMBER 31, 1950**

Cash . . . . .	\$23,468.72
Taxes receivable . . . . .	2,216.70
Tax title liens . . . . .	50.35
Foreclosed property . . . . .	.....
Accounts receivable . . . . .	21.65
State road aid receivable . . . . .	3,424.74
Emergencies and deferred charges . . . . .	.....
<b>TOTAL ASSETS . . . . .</b>	<b>\$29,182.16</b>

Cash liabilities . . . . .	\$12,342.76
Reserves . . . . .	2,288.70
Surplus revenue . . . . .	14,550.70
<b>TOTAL LIABILITIES AND SURPLUS . . . . .</b>	<b>\$29,182.16</b>

## MENDHAM BOROUGH—MORRIS COUNTY

Population Census, 1950—1,720      Land Area 6.7 sq. mi.      Net Valuation Taxable \$1,630,075  
 1940—1,343

<b>EXPENDITURES AND REQUIRED PAYMENTS FOR 1950</b>	
<b>General Government</b>	
Administrative and executive .....	\$15,916.16
Assessment and collection of taxes	2,745.00
Finance Department .....	.....
<b>Protection to Persons &amp; Property</b>	
Fire .....	3,465.00
Police .....	3,000.00
Other .....	.....
<b>Streets and Roads</b>	
Repairs and maintenance .....	8,580.56
Street lighting .....	1,775.00
<b>Sanitation</b>	
Street cleaning .....	.....
Garbage and ash removal .....	.....
Sewers .....	.....
<b>Health and Charities</b>	
Health service .....	1,215.00
Poor (including relief) .....	325.00
Hospitals (aid and maintenance) .....	.....
Other .....	.....
<b>Recreation</b>	
Beaches and boardwalks .....	.....
Parks and playgrounds .....	2,250.00
Other .....	.....
<b>Educational</b>	
(Exclusive of school districts) ..	.....
<b>Unclassified Purposes</b>	
(Including contingent) .....	600.00
<b>SUB-TOTAL—Municipal functions..</b>	<b>\$39,871.72</b>
<b>Per Capita—Municipal functions ....</b>	
Capital imp'ts and capital imp't fund	\$23.18
Debt Service	\$1,000.00
Principal payments ..	\$10,000.00
Interest payments ..	1,057.50
Total .....	11,057.50
<b>Per Capita Debt Service .....</b>	
	<b>\$6.43</b>
<b>Deferred Charges and Statutory Expenditures</b>	
Emergencies .....	\$111.03
Other deferred chgs. ....	.....
Total .....	111.03
<b>TOTAL—Municipal expenditures ...</b>	<b>\$52,040.25</b>
<b>Required Payments for Local School, County, and Special District Taxes .....</b>	
	<b>75,593.47</b>
<b>TOTAL EXPENDITURES AND REQUIRED PAYMENTS .....</b>	<b>\$127,633.72</b>
Reserve for uncollected taxes .....	\$20,485.67
<b>GRAND TOTAL—Budget .....</b>	<b>\$148,119.39</b>
<b>RECEIPTS AND REVENUES REALIZED IN 1950 TO MEET EXPENDITURES AND REQUIRED PAYMENTS</b>	
Surplus revenue appropriated ..	\$15,000.00
Miscellaneous revenues realized.	11,818.27
State aid revenues realized .....	1,580.00
<b>Delinquent taxes including</b>	
Liens—1950 collections .....	11,399.93
Current taxes—1950 collections..	96,944.20
Emergency borrowings .....	.....
<b>TOTAL RECEIPTS AND REVENUES REALIZED .....</b>	<b>\$136,742.40</b>

### CAPITAL OUTLAY—1950

Beaches and boardwalks .....	.....
Buildings and equipment .....	\$139.41
Parks and playgrounds .....	.....
Sewers .....	.....
Streets, roads and bridges .....	127.51
Water supply .....	.....
Other .....	.....

<b>Tax rate .....</b>	<b>\$6.99</b>
Local school tax rate .....	3.63
County tax rate .....	1.00
Local purpose tax rate .....	2.36

### TAXES

Local school tax ...	\$59,181.71
County taxes .....	16,411.76
Special district taxes .....	.....
Local purpose levy .....	38,326.80
<b>Total tax levy (tax duplicate) ..</b>	<b>\$113,920.27</b>
<b>Per Capita Total Tax Levy .....</b>	
	<b>\$66.23</b>
<b>Current</b>	
1950 taxes levied (total) .....	\$114,624.97
Collected in 1950 .....	96,944.20
Per cent of levy collected in 1950 ..	84.57
Transferred to liens .....	34.95
Cancelled, abated or adjusted .....	939.57
Outstanding December 31, 1950 ..	\$16,706.25
<b>All Prior Years Outstanding</b>	
Balance January 1, 1950 .....	\$13,308.38
Collected in 1950 .....	11,334.80
Balance December 31, 1950 .....	\$1,973.58
<b>Tax Title Liens Outstanding</b>	
Balance January 1, 1950 .....	\$599.58
Redeemed by cash .....	65.13
Balance December 31, 1950 .....	\$569.40
<b>Property Acquired by Deed or Foreclosure</b>	
Balance January 1, 1950 .....	.....
Sale for cash .....	.....
Balance December 31, 1950 .....	.....

### CAPITAL DEBT, DECEMBER 31, 1950

<b>Gross Debt</b>	
School debt .....	\$59,000.00
Self-liquidating debt .....	11,334.80
Other capital debt ..	55,378.00
<b>TOTAL GROSS DEBT .....</b>	<b>\$114,378.00</b>
<b>Per Capita Gross Debt .....</b>	
	<b>\$66.50</b>
<b>Deductions for</b>	
School debt .....	\$59,000.00
Self-liquidating debt .....	.....
Other capital debt ..	.....
<b>TOTAL DEDUCTIONS .....</b>	<b>59,000.00</b>
<b>NET DEBT .....</b>	<b>\$55,378.00</b>

<b>Average Assessed Valuations</b>	
Real Property 1948-1949-1950..	\$1,453,225.00
Per Cent of Net Debt .....	3.81

### CURRENT FINANCES DECEMBER 31, 1950

Cash .....	\$37,695.36
Taxes receivable .....	18,679.83
Tax title liens .....	569.40
Foreclosed property .....	.....
Accounts receivable .....	189.83
State road aid receivable .....	9,080.00
Emergencies and deferred charges ..	971.32
<b>TOTAL ASSETS .....</b>	<b>\$67,185.74</b>
Cash liabilities .....	\$25,798.13
Reserves .....	19,439.06
Surplus revenue .....	21,948.55
<b>TOTAL LIABILITIES AND SURPLUS .....</b>	<b>\$67,185.74</b>

## MENDHAM TOWNSHIP—MORRIS COUNTY

Population Census, 1950—1,387  
1940—1,079

Land Area 17.6 sq. mi.

Neta Valuation Taxable \$1,512,945

### EXPENDITURES AND RE- QUIRED PAYMENTS FOR 1950

<b>General Government</b>	
Administrative and executive . . .	\$6,775.00
Assessment and collection of taxes	1,700.00
Finance Department . . . . .	375.00
<b>Protection to Persons &amp; Property</b>	
Fire . . . . .	2,825.00
Police . . . . .	2,911.25
Other . . . . .	.....
<b>Streets and Roads</b>	
Repairs and maintenance . . . . .	21,095.75
Street lighting . . . . .	1,240.00
<b>Sanitation</b>	
Street cleaning . . . . .	.....
Garbage and ash removal . . . . .	148.00
Sewers . . . . .	.....
<b>Health and Charities</b>	
Health service . . . . .	850.00
Poor (including relief) . . . . .	20.00
Hospitals (aid and maintenance) . .	350.00
Other . . . . .	.....
<b>Recreation</b>	
Beaches and boardwalks . . . . .	.....
Parks and playgrounds . . . . .	150.00
Other . . . . .	.....
<b>Educational</b>	
(Exclusive of school districts) . .	100.00
<b>Unclassified Purposes</b>	
(Including contingent) . . . . .	200.00
<b>SUB-TOTAL—Municipal functions..</b>	<b>\$38,740.00</b>

<b>Per Capita—Municipal functions . . . . .</b>	<b>\$27.93</b>
Capital imp'ts and capital imp't fund	\$16,993.33
<b>Debt Service</b>	
Principal payments . . . . .	.....
Interest payments . . . . .	.....
Total . . . . .	.....

<b>Per Capita Debt Service</b>	
Deferred Charges and Statutory Expenditures	.....
Emergencies . . . . .	.....
Other deferred chgs. . . . .	\$2,337.57
Total . . . . .	2,337.57

<b>TOTAL—Municipal expenditures . .</b>	<b>\$58,070.90</b>
<b>Required Payments for Local School, County, and Special District Taxes</b>	
.....	62,135.92

### TOTAL EXPENDITURES AND REQUIRED PAYMENTS . . . . .

Reserve for uncollected taxes . . . . .	\$16,128.68
<b>GRAND TOTAL—Budget . . . . .</b>	<b>\$136,335.50</b>

### RECEIPTS AND REVENUES REALIZED IN 1950 TO MEET EXPENDITURES AND RE- QUIRED PAYMENTS

Surplus revenue appropriated . . . . .	\$10,000.00
Miscellaneous revenues realized . . .	8,998.75
State aid revenues realized . . . . .	3,673.40
<b>Delinquent taxes including</b>	
liens—1950 collections . . . . .	9,161.80
Current taxes—1950 collections..	97,859.01
Emergency borrowings . . . . .	.....
<b>TOTAL RECEIPTS AND REVENUES REALIZED . . . . .</b>	<b>\$129,692.96</b>

### CAPITAL OUTLAY—1950

Beaches and boardwalks . . . . .	.....
Buildings and equipment . . . . .	\$6,089.43
Parks and playgrounds . . . . .	.....
Sewers . . . . .	.....
Streets, roads and bridges . . . . .	.....
Water supply . . . . .	.....
Other . . . . .	.....

<b>Tax rate . . . . .</b>	<b>\$7.09</b>
Local school tax rate . . . . .	3.10
County tax rate . . . . .	1.00
Local purpose tax rate . . . . .	2.99

### TAXES

Local school tax . . . . .	\$46,925.58
County taxes . . . . .	15,210.34
Special district taxes . . . . .	.....
Local purpose levy . . . . .	\$62,135.92
Total tax levy (tax duplicate) . .	\$107,241.50

<b>Per Capita Total Tax Levy . . . . .</b>	<b>\$77.32</b>
--------------------------------------------	----------------

### Current

1950 taxes levied (total) . . . . .	\$108,253.88
Collected in 1950 . . . . .	97,859.01
Per cent of levy collected in 1950 . . . . .	90.39
Transferred to liens . . . . .	142.51
Cancelled, abated or adjusted . . . .	255.24
Outstanding December 31, 1950 . .	\$9,997.12

### All Prior Years Outstanding

Balance January 1, 1950 . . . . .	\$10,766.90
Collected in 1950 . . . . .	9,004.36
Balance December 31, 1950 . . . . .	\$1,363.41

### Tax Title Liens Outstanding

Balance January 1, 1950 . . . . .	\$1,409.75
Redeemed by cash . . . . .	157.44
Balance December 31, 1950 . . . . .	\$1,394.82

### Property Acquired by Deed or Foreclosure

Balance January 1, 1950 . . . . .	.....
Sale for cash . . . . .	.....
Balance December 31, 1950 . . . . .	.....

### CAPITAL DEBT, DECEMBER 31, 1950

<b>Gross Debt</b>	
School debt . . . . .	.....
Self-liquidating debt. . . . .	.....
Other capital debt . . . . .	.....

<b>TOTAL GROSS DEBT . . . . .</b>	<b>.....</b>
<b>Per Capita Gross Debt . . . . .</b>	<b>.....</b>

### Deductions for

School debt . . . . .	.....
Self-liquidating debt. . . . .	.....
Other capital debt . . . . .	.....

<b>TOTAL DEDUCTIONS . . . . .</b>	<b>.....</b>
<b>NET DEBT . . . . .</b>	<b>.....</b>

### Average Assessed Valuations

Real Property 1948-1949-1950..	\$1,295,784.00
Per Cent of Net Debt . . . . .	.....

### CURRENT FINANCES DECEMBER 31, 1950

Cash . . . . .	\$20,520.53
Taxes receivable . . . . .	11,360.53
Tax title liens . . . . .	1,394.82
Foreclosed property . . . . .	.....
Accounts receivable . . . . .	7,246.56
State road aid receivable . . . . .	18,823.00
Emergencies and deferred charges . .	.....
<b>TOTAL ASSETS . . . . .</b>	<b>\$59,345.44</b>

Cash liabilities . . . . .	\$19,332.22
Reserves . . . . .	20,001.91
Surplus revenue . . . . .	20,011.31

<b>TOTAL LIABILITIES AND SURPLUS . . . . .</b>	<b>\$59,345.44</b>
------------------------------------------------	--------------------

## MERCHANTVILLE BOROUGH—CAMDEN COUNTY

Population Census, 1950—4,189      Land Area 0.63 sq. mi.      Net Valuation Taxable \$4,198,169  
 1940—3,679

<b>EXPENDITURES AND REQUIRED PAYMENTS FOR 1950</b>	
<b>General Government</b>	
Administrative and executive .....	\$10,890.00
Assessment and collection of taxes .....	4,425.00
Finance Department .....	1,700.00
<b>Protection to Persons &amp; Property</b>	
Fire .....	11,800.00
Police .....	33,435.68
Other .....	.....
<b>Streets and Roads</b>	
Repairs and maintenance .....	17,400.00
Street lighting .....	5,390.00
<b>Sanitation</b>	
Street cleaning .....	6,022.98
Garbage and ash removal .....	7,634.50
Sewers .....	10,277.50
<b>Health and Charities</b>	
Health service .....	2,050.00
Poor (including relief) .....	520.00
Hospitals (aid and maintenance) .....	.....
Other .....	.....
<b>Recreation</b>	
Beaches and boardwalks .....	.....
Parks and playgrounds .....	1,950.02
Other .....	.....
<b>Educational</b>	
(Exclusive of school districts) ..	.....
<b>Unclassified Purposes</b>	
(Including contingent) .....	14,792.32
<b>SUB-TOTAL—Municipal functions..</b>	<b>\$128,288.00</b>

<b>Per Capita—Municipal functions .....</b>	<b>\$30.62</b>
Capital imp'ts and capital imp't fund .....	.....
<b>Debt Service</b>	
Principal payments ..	\$5,250.00
Interest payments ..	632.50
Total .....	\$5,882.50
<b>Per Capita Debt Service .....</b>	<b>\$1.40</b>
<b>Deferred Charges and Statutory Expenditures</b>	
Emergencies .....	.....
Other deferred chgs. ..	\$8,763.98
Total .....	8,763.98
<b>TOTAL—Municipal expenditures ...</b>	<b>\$142,934.48</b>

<b>Required Payments for Local School, County, and Special District Taxes .....</b>	<b>172,028.39</b>
<b>TOTAL EXPENDITURES AND REQUIRED PAYMENTS .....</b>	<b>\$314,962.87</b>
Reserve for uncollected taxes .....	\$6,985.32
<b>GRAND TOTAL—Budget .....</b>	<b>\$321,948.19</b>

<b>RECEIPTS AND REVENUES REALIZED IN 1950 TO MEET EXPENDITURES AND REQUIRED PAYMENTS</b>	
Surplus revenue appropriated ..	\$7,000.00
Miscellaneous revenues realized.	39,833.89
State aid revenues realized .....	13,755.40
Delinquent taxes including	.....
liens—1950 collections .....	5,994.05
Current taxes—1950 collections..	245,695.89
Emergency borrowings .....	.....
<b>TOTAL RECEIPTS AND REVENUES REALIZED .....</b>	<b>\$312,279.23</b>

<b>CAPITAL OUTLAY—1950</b>	
Beaches and boardwalks .....	.....
Buildings and equipment .....	.....
Parks and playgrounds .....	.....
Sewers .....	.....
Streets, roads and bridges .....	.....
Water supply .....	.....
Other .....	.....

<b>Tax rate .....</b>	<b>\$5.96</b>
Local school tax rate .....	2.66
County tax rate .....	1.44
Local purpose tax rate .....	1.86

<b>TAXES</b>	
Local school tax ...	\$111,755.76
County taxes .....	60,272.63
Special district taxes .....	.....
Local purpose levy .....	\$172,028.39
	77,693.80
<b>Total tax levy (tax duplicate) ..</b>	<b>\$249,722.19</b>

<b>Per Capita Total Tax Levy .....</b>	<b>\$59.61</b>
<b>Current</b>	
1950 taxes levied (total) .....	\$251,749.82
Collected in 1950 .....	245,695.89
Per cent of levy collected in 1950 ..	97.60
Transferred to liens .....	1.49
Cancelled, abated or adjusted ..	767.18
Outstanding December 31, 1950 ..	\$5,285.26

<b>All Prior Years Outstanding</b>	
Balance January 1, 1950 .....	\$7,156.75
Collected in 1950 .....	5,994.05
Balance December 31, 1950 .....	\$820.54

<b>Tax Title Liens Outstanding</b>	
Balance January 1, 1950 .....	\$20.82
Redeemed by cash .....	.....
Balance December 31, 1950 .....	\$22.31

<b>Property Acquired by Deed or Foreclosure</b>	
Balance January 1, 1950 .....	\$23,180.00
Sale for cash .....	510.00
Balance December 31, 1950 .....	\$23,080.00

<b>CAPITAL DEBT, DECEMBER 31, 1950</b>	
<b>Gross Debt</b>	
School debt .....	\$126,200.00
Self-liquidating debt.	.....
Other capital debt ..	10,750.00
<b>TOTAL GROSS DEBT .....</b>	<b>\$136,950.00</b>
<b>Per Capita Gross Debt .....</b>	<b>\$32.69</b>

<b>Deductions for</b>	
School debt .....	\$126,200.00
Self-liquidating debt.	.....
Other capital debt ..	.....
<b>TOTAL DEDUCTIONS' .....</b>	<b>126,200.00</b>
<b>NET DEBT .....</b>	<b>\$10,750.00</b>

<b>Average Assessed Valuations</b>	
Real Property 1948-1949-1950..	\$3,837,232.00
Per Cent of Net Debt .....	0.28

<b>CURRENT FINANCES DECEMBER 31, 1950</b>	
Cash .....	\$43,284.89
Taxes receivable .....	6,105.80
Tax title liens .....	22.31
Foreclosed property .....	23,080.00
Accounts receivable .....	1,759.72
State road aid receivable .....	6,632.03
Emergencies and deferred charges ..	10,000.00
<b>TOTAL ASSETS .....</b>	<b>\$90,884.75</b>
Cash liabilities .....	\$20,205.38
Reserves .....	30,967.83
Surplus revenue .....	39,711.54
<b>TOTAL LIABILITIES AND SURPLUS .....</b>	<b>\$90,884.75</b>

**METUCHEN BOROUGH—MIDDLESEX COUNTY**

Population Census, 1950—9,858  
1940—6,557

Land Area 2.8 sq. mi.

Net Valuation Taxable \$8,364,054

**EXPENDITURES AND RE-REQUIRED PAYMENTS FOR 1950**

<b>General Government</b>	
Administrative and executive .....	\$29,546.00
Assessment and collection of taxes	12,831.00
Finance Department .....	.....
<b>Protection to Persons &amp; Property</b>	
Fire .....	21,291.00
Police .....	62,631.00
Other .....	.....
<b>Streets and Roads</b>	
Repairs and maintenance .....	78,614.00
Street lighting .....	13,724.00
<b>Sanitation</b>	
Street cleaning .....	4,367.00
Garbage and ash removal .....	22,713.00
Sewers .....	17,999.00
<b>Health and Charities</b>	
Health service .....	1,379.00
Poor (including relief) .....	800.00
Hospitals (aid and maintenance) .....	.....
Other .....	.....
<b>Recreation</b>	
Beaches and boardwalks .....	.....
Parks and playgrounds .....	14,574.29
Other .....	.....
<b>Educational</b>	
(Exclusive of school districts) ..	8,135.00
<b>Unclassified Purposes</b>	
(Including contingent) .....	6,657.00
<b>SUB-TOTAL—Municipal functions..</b>	<b>\$295,261.29</b>

<b>Per Capita—Municipal functions ....</b>	<b>\$29.95</b>
Capital imp'ts and capital imp't fund .....	.....
<b>Debt Service</b>	
Principal payments .	\$53,000.00
Interest payments ..	22,403.38
Total .....	\$75,403.38
<b>Per Capita Debt Service .....</b>	<b>\$7.65</b>
<b>Deferred Charges and Statutory Expenditures</b>	
Emergencies .....	\$6,600.00
Other deferred chgs.	2,664.04
Total .....	9,264.04

**TOTAL—Municipal expenditures ... \$379,928.71**

**Required Payments for Local School, County, and Special District Taxes .....** 419,700.40

**TOTAL EXPENDITURES AND REQUIRED PAYMENTS .....** \$799,629.11

Reserve for uncollected taxes .....

**GRAND TOTAL—Budget .....** \$867,207.92

**RECEIPTS AND REVENUES REALIZED IN 1950 TO MEET EXPENDITURES AND RE-REQUIRED PAYMENTS**

Surplus revenue appropriated ..	\$65,000.00
Miscellaneous revenues realized.	72,240.03
State aid revenues realized .....	5,510.00
<b>Delinquent taxes including</b>	
liens—1950 collections .....	63,847.57
Current taxes—1950 collections..	650,976.83
Emergency borrowings .....	.....

**TOTAL RECEIPTS AND REVENUES REALIZED .....** \$857,574.43

**CAPITAL OUTLAY—1950**

Beaches and boardwalks .....	.....
Buildings and equipment .....	\$19,885.95
Parks and playgrounds .....	.....
Sewers .....	2,300.03
Streets, roads and bridges .....	.....
Water supply .....	.....
Other .....	150.00

<b>Tax rate .....</b>	<b>\$8.07</b>
Local school tax rate .....	3.41
County tax rate .....	1.62
Local purpose tax rate .....	3.04

**TAXES**

Local school tax ...	\$284,942.60	
County taxes .....	134,757.80	
Special district taxes .....	.....	
Local purpose levy .....	.....	\$419,700.40
		256,347.85
<b>Total tax levy (tax duplicate) ..</b>		<b>\$676,048.25</b>

**Per Capita Total Tax Levy .....** \$68.58

**Current**

1950 taxes levied (total) .....	\$693,049.96
Collected in 1950 .....	650,976.83
Per cent of levy collected in 1950 ..	93.92
Transferred to liens .....	2,355.23
Cancelled, abated or adjusted ..	4,020.40
Outstanding December 31, 1950 ..	\$35,697.50

**All Prior Years Outstanding**

Balance January 1, 1950 .....	\$42,557.17
Collected in 1950 .....	36,848.33
Balance December 31, 1950 .....	\$2,358.01

**Tax Title Liens Outstanding**

Balance January 1, 1950 .....	\$4,827.96
Redeemed by cash .....	1,201.62
Balance December 31, 1950 .....	\$1,988.70

**Property Acquired by Deed or Foreclosure**

Balance January 1, 1950 .....	\$91,525.77
Sale for cash .....	25,797.62
Balance December 31, 1950 .....	\$81,500.39

**CAPITAL DEBT, DECEMBER 31, 1950**

<b>Gross Debt</b>	
School debt .....	\$565,000.00
Self-liquidating debt. ....	.....
Other capital debt ..	590,700.00

**TOTAL GROSS DEBT .....** \$1,155,700.00

**Per Capita Gross Debt .....** \$117.23

**Deductions for**

School debt .....	\$565,000.00
Self-liquidating debt. ....	.....
Other capital debt ..	30,068.00

**TOTAL DEDUCTIONS .....** 595,068.00

**NET DEBT .....** \$560,632.00

**Average Assessed Valuations**

**Real Property 1948-1949-1950..** \$7,102,657.00  
**Per Cent of Net Debt .....** 7.39

**CURRENT FINANCES DECEMBER 31, 1950**

Cash .....	\$88,734.35
Taxes receivable .....	38,055.51
Tax title liens .....	1,988.70
Foreclosed property .....	81,500.39
Accounts receivable .....	4,943.93
State road aid receivable .....	.....
Emergencies and deferred charges ..	17,249.67

**TOTAL ASSETS .....** \$232,472.55

Cash liabilities .....	\$10,574.61
Reserves .....	126,488.53
Surplus revenue .....	95,409.41

**TOTAL LIABILITIES AND SURPLUS .....** \$232,472.55

## MIDDLE TOWNSHIP—CAPE MAY COUNTY

Population Census, 1950—4,620      Land Area 72.4 sq. mi.      Net Valuation Taxable \$2,129,647  
 1940—3,889

### EXPENDITURES AND REQUIRED PAYMENTS FOR 1950

<b>General Government</b>	
Administrative and executive .....	\$5,879.43
Assessment and collection of taxes .....	7,949.47
Finance Department .....	2,421.78
<b>Protection to Persons &amp; Property</b>	
Fire .....	240.00
Police .....	4,785.43
Other .....	.....
<b>Streets and Roads</b>	
Repairs and maintenance .....	17,901.39
Street lighting .....	497.92
<b>Sanitation</b>	
Street cleaning .....	.....
Garbage and ash removal .....	.....
Sewers .....	.....
<b>Health and Charities</b>	
Health service .....	2,482.54
Poor (including relief) .....	1,312.01
Hospitals (aid and maintenance) .....	.....
Other .....	.....
<b>Recreation</b>	
Beaches and boardwalks .....	1,227.24
Parks and playgrounds .....	4,056.82
Other .....	.....
<b>Educational</b>	
(Exclusive of school districts) ..	.....
<b>Unclassified Purposes</b>	
(Including contingent) .....	25.00
<b>SUB-TOTAL—Municipal functions..</b>	<b>\$48,779.03</b>

<b>Per Capita—Municipal functions .....</b>	<b>\$10.56</b>
Capital imp'ts and capital imp't fund .....	\$5,222.22
<b>Debt Service</b>	
Principal payments ..	\$5,000.00
Interest payments ..	1,580.00
<b>Total .....</b>	<b>6,580.00</b>
<b>Per Capita Debt Service .....</b>	<b>\$1.42</b>
<b>Deferred Charges and Statutory Expenditures</b>	
Emergencies .....	.....
Other deferred chgs. .....	\$59.49
<b>Total .....</b>	<b>59.49</b>

**TOTAL—Municipal expenditures ...**      **\$60,640.74**

**Required Payments for Local School, County, and Special District Taxes .....**      **144,596.44**

**TOTAL EXPENDITURES AND REQUIRED PAYMENTS .....**      **\$205,237.18**

Reserve for uncollected taxes .....

**GRAND TOTAL—Budget .....**      **\$248,335.18**

### RECEIPTS AND REVENUES REALIZED IN 1950 TO MEET EXPENDITURES AND REQUIRED PAYMENTS

Surplus revenue appropriated ..	\$12,000.00
Miscellaneous revenues realized ..	41,672.20
State aid revenues realized .....	10,312.00
<b>Delinquent taxes including</b>	
liens—1950 collections .....	24,972.50
Current taxes—1950 collections..	139,592.25
Emergency borrowings .....	.....

**TOTAL RECEIPTS AND REVENUES REALIZED .....**      **\$228,548.95**

### CAPITAL OUTLAY—1950

Beaches and boardwalks .....	.....
Buildings and equipment .....	.....
Parks and playgrounds .....	.....
Sewers .....	.....
Streets, roads and bridges .....	.....
Water supply .....	.....
Other .....	.....

<b>Tax rate .....</b>	<b>\$7.81</b>
Local school tax rate .....	4.99
County tax rate .....	1.26
Local purpose tax rate .....	1.56

### TAXES

Local school tax ..	\$106,275.00	
County taxes .....	26,827.44	
Special district taxes .....	11,494.00	
		<u>\$144,596.44</u>
Local purpose levy .....		34,587.71
<b>Total tax levy (tax duplicate) ..</b>		<b>\$179,184.15</b>
<b>Per Capita Total Tax Levy .....</b> <b>\$38.78</b>		

<b>Current</b>	
1950 taxes levied (total) .....	\$180,619.19
Collected in 1950 .....	139,592.25
Per cent of levy collected in 1950 ..	77.28
Transferred to liens .....	12,273.91
Cancelled, abated or adjusted .....	2,168.34
Outstanding December 31, 1950 ..	<u>\$26,584.69</u>

<b>All Prior Years Outstanding</b>	
Balance January 1, 1950 .....	\$26,769.64
Collected in 1950 .....	23,364.92
Balance December 31, 1950 .....	<u>\$2,263.68</u>

<b>Tax Title Liens Outstanding</b>	
Balance January 1, 1950 .....	\$192,161.62
Redeemed by cash .....	1,607.58
Balance December 31, 1950 .....	<u>\$202,800.21</u>

<b>Property Acquired by Deed or Foreclosure</b>	
Balance January 1, 1950 .....	\$1,885.00
Sale for cash .....	1,928.50
Balance December 31, 1950 .....	<u>.....</u>

### CAPITAL DEBT, DECEMBER 31, 1950

<b>Gross Debt</b>	
School debt .....	\$148,000.00
Self-liquidating debt. ....	.....
Other capital debt ..	37,000.00

**TOTAL GROSS DEBT .....**      **\$185,000.00**

**Per Capita Gross Debt .....**      **\$40.04**

<b>Deductions for</b>	
School debt .....	\$148,000.00
Self-liquidating debt. ....	.....
Other capital debt ..	.....

**TOTAL DEDUCTIONS .....**      **148,000.00**

**NET DEBT .....**      **\$37,000.00**

<b>Average Assessed Valuations</b>	
Real Property 1948-1949-1950..	\$1,897,032.00
Per Cent of Net Debt .....	1.95

### CURRENT FINANCES DECEMBER 31, 1950

Cash .....	\$106,219.86
Taxes receivable .....	28,848.37
Tax title liens .....	202,800.21
Foreclosed property .....	.....
Accounts receivable .....	178.20
State road aid receivable .....	4,082.09
Emergencies and deferred charges ..	322.55

**TOTAL ASSETS .....**      **\$342,451.28**

Cash liabilities .....	\$63,315.46
Reserves .....	231,826.78
Surplus revenue .....	47,309.04

**TOTAL LIABILITIES AND SURPLUS .....**      **\$342,451.28**

**MIDDLESEX BOROUGH—MIDDLESEX COUNTY**

Population Census, 1950—5,933  
1940—3,763

Land Area 3.6 sq. mi.

Net Valuation Taxable \$5,966,380

**EXPENDITURES AND RE-REQUIRED PAYMENTS FOR 1950**

<b>General Government</b>	
Administrative and executive .....	\$20,179.38
Assessment and collection of taxes	11,268.00
Finance Department .....	.....
<b>Protection to Persons &amp; Property</b>	
Fire .....	20,700.00
Police .....	39,712.16
Other .....	.....
<b>Streets and Roads</b>	
Repairs and maintenance .....	49,707.85
Street lighting .....	10,178.61
<b>Sanitation</b>	
Street cleaning .....	.....
Garbage and ash removal .....	12,102.00
Sewers .....	18,034.00
<b>Health and Charities</b>	
Health service .....	2,264.00
Poor (including relief) .....	2,070.00
Hospitals (aid and maintenance) ..	.....
Other .....	.....
<b>Recreation</b>	
Beaches and boardwalks .....	.....
Parks and playgrounds .....	3,100.00
Other .....	.....
<b>Educational</b> (Exclusive of school districts) ..	
.....	.....
<b>Unclassified Purposes</b> (Including contingent) .....	
.....	7,444.00
<b>SUB-TOTAL—Municipal functions..</b>	<b>\$196,760.00</b>

<b>Per Capita—Municipal functions .....</b>	<b>\$33.16</b>
Capital imp'ts and capital imp't fund	\$2,000.00
<b>Debt Service</b>	
Principal payments ..	\$14,650.00
Interest payments ..	4,832.50
Total .....	19,482.50
<b>Per Capita Debt Service .....</b>	<b>\$3.28</b>
<b>Deferred Charges and Statutory Expenditures</b>	
Emergencies .....	\$25,377.00
Other deferred chgs.	5,744.76
Total .....	31,121.76

<b>TOTAL—Municipal expenditures ...</b>	<b>\$249,364.26</b>
<b>Required Payments for Local School, County, and Special District Taxes .....</b>	<b>277,778.42</b>

<b>TOTAL EXPENDITURES AND REQUIRED PAYMENTS .....</b>	<b>\$527,142.68</b>
Reserve for uncollected taxes .....	\$37,604.88
<b>GRAND TOTAL—Budget .....</b>	<b>\$564,747.56</b>

<b>RECEIPTS AND REVENUES REALIZED IN 1950 TO MEET EXPENDITURES AND RE-REQUIRED PAYMENTS</b>	
Surplus revenue appropriated ..	\$66,000.00
Miscellaneous revenues realized ..	85,855.37
State aid revenues realized .....	7,955.35
Delinquent taxes including	
liens—1950 collections .....	19,169.16
Current taxes—1950 collections..	389,657.57
Emergency borrowings .....	.....
<b>TOTAL RECEIPTS AND REVENUES REALIZED .....</b>	<b>\$568,637.45</b>

<b>CAPITAL OUTLAY—1950</b>	
Beaches and boardwalks .....	.....
Buildings and equipment .....	\$3,432.62
Parks and playgrounds .....	.....
Sewers .....	.....
Streets, roads and bridges .....	25,631.44
Water supply .....	.....
Other .....	.....

<b>Tax rate .....</b>	<b>\$6.93</b>
Local school tax rate .....	3.06
County tax rate .....	1.62
Local purpose tax rate .....	2.25

<b>TAXES</b>	
Local school tax ...	\$182,354.00
County taxes .....	95,424.42
Special district taxes .....	.....
Local purpose levy .....	\$277,778.42
.....	135,292.14
<b>Total tax levy (tax duplicate) ..</b>	<b>\$413,070.56</b>
<b>Per Capita Total Tax Levy .....</b>	<b>\$69.62</b>

<b>Current</b>	
1950 taxes levied (total) .....	\$421,572.83
Collected in 1950 .....	389,657.57
Per cent of levy collected in 1950 ...	92.43
Transferred to liens .....	10,988.78
Cancelled, abated or adjusted .....	486.09
Outstanding December 31, 1950 ..	\$20,440.39

<b>All Prior Years Outstanding</b>	
Balance January 1, 1950 .....	\$18,096.55
Collected in 1950 .....	16,675.03
Balance December 31, 1950 .....	\$776.21

<b>Tax Title Liens Outstanding</b>	
Balance January 1, 1950 .....	\$135,254.04
Redeemed by cash .....	2,494.13
Balance December 31, 1950 .....	\$163,491.80

<b>Property Acquired by Deed or Foreclosure</b>	
Balance January 1, 1950 .....	\$31,960.00
Sale for cash .....	11,900.00
Balance December 31, 1950 .....	\$29,760.00

**CAPITAL DEBT, DECEMBER 31, 1950**

<b>Gross Debt</b>	
School debt .....	.....
Self-liquidating debt .....	.....
Other capital debt ..	\$159,150.00
<b>TOTAL GROSS DEBT .....</b>	<b>\$159,150.00</b>
<b>Per Capita Gross Debt .....</b>	<b>\$26.82</b>

<b>Deductions for</b>	
School debt .....	.....
Self-liquidating debt .....	.....
Other capital debt ..	.....
<b>TOTAL DEDUCTIONS .....</b>	<b>.....</b>
<b>NET DEBT .....</b>	<b>\$159,150.00</b>

<b>Average Assessed Valuations</b>	
Real Property 1948-1949-1950..	\$4,601,490.00
Per Cent of Net Debt .....	3.45

**CURRENT FINANCES DECEMBER 31, 1950**

Cash .....	\$119,828.12
Taxes receivable .....	21,216.60
Tax title liens .....	163,491.80
Foreclosed property .....	29,760.00
Accounts receivable .....	5,104.31
State road aid receivable .....	.....
Emergencies and deferred charges ..	11,007.98
<b>TOTAL ASSETS .....</b>	<b>\$350,408.81</b>
Cash liabilities .....	\$4,773.82
Reserves .....	219,572.71
Surplus revenue .....	126,062.28

<b>TOTAL LIABILITIES AND SURPLUS .....</b>	<b>\$350,408.81</b>
--------------------------------------------	---------------------



## MIDLAND PARK BOROUGH—BERGEN COUNTY

Population Census, 1950—5,146  
1940—4,525

Land Area 1.3 sq. mi.

Net Valuation Taxable \$3,664,319

### EXPENDITURES AND RE- QUIRED PAYMENTS FOR 1950

<b>General Government</b>	
Administrative and executive .....	\$18,925.00
Assessment and collection of taxes .....	5,725.00
Finance Department .....	.....
<b>Protection to Persons &amp; Property</b>	
Fire .....	7,390.00
Police .....	19,925.00
Other .....	.....
<b>Streets and Roads</b>	
Repairs and maintenance .....	18,600.00
Street lighting .....	5,535.00
<b>Sanitation</b>	
Street cleaning .....	.....
Garbage and ash removal .....	.....
Sewers .....	.....
<b>Health and Charities</b>	
Health service .....	3,625.00
Poor (including relief) .....	.....
Hospitals (aid and maintenance) .....	.....
Other .....	.....
<b>Recreation</b>	
Beaches and boardwalks .....	.....
Parks and playgrounds .....	.....
Other .....	2,600.00
<b>Educational</b>	
(Exclusive of school districts) ..	3,400.00
<b>Unclassified Purposes</b>	
(Including contingent) .....	500.00
<b>SUB-TOTAL—Municipal functions..</b>	<b>\$86,225.00</b>

<b>Per Capita—Municipal functions .....</b>	
Capital imp'ts and capital imp't fund .....	\$16.76
<b>Debt Service</b>	
Principal payments ..	\$8,000.00
Interest payments ..	699.00
Total .....	8,699.00
<b>Per Capita Debt Service .....</b>	
	<b>\$1.69</b>
<b>Deferred Charges and Statutory Expenditures</b>	
Emergencies .....	.....
Other deferred chgs. ....	.....
Total .....	.....
<b>TOTAL—Municipal expenditures ..</b>	<b>\$105,924.00</b>

<b>Required Payments for Local School, County, and Special District Taxes .....</b>	
	176,061.99
<b>TOTAL EXPENDITURES AND REQUIRED PAYMENTS .....</b>	<b>\$281,985.99</b>
Reserve for uncollected taxes .....	\$18,727.43
<b>GRAND TOTAL—Budget .....</b>	<b>\$300,713.42</b>

<b>RECEIPTS AND REVENUES REALIZED IN 1950 TO MEET EXPENDITURES AND REQUIRED PAYMENTS</b>	
Surplus revenue appropriated ..	\$30,000.00
Miscellaneous revenues realized ..	37,757.45
State aid revenues realized .....	3,576.61
<b>Delinquent taxes including</b>	
liens—1950 collections .....	7,617.25
Current taxes—1950 collections..	231,591.49
Emergency borrowings .....	.....
<b>TOTAL RECEIPTS AND REVENUES REALIZED .....</b>	<b>\$310,542.80</b>

<b>CAPITAL OUTLAY—1950</b>	
Beaches and boardwalks .....	.....
Buildings and equipment .....	\$16,547.04
Parks and playgrounds .....	2,662.50
Sewers .....	.....
Streets, roads and bridges .....	.....
Water supply .....	.....
Other .....	.....

<b>Tax rate .....</b>	<b>\$6.40</b>
Local school tax rate .....	3.99
County tax rate .....	0.81
Local purpose tax rate .....	1.60

<b>TAXES</b>	
Local school tax ...	\$146,200.50
County taxes .....	29,861.49
Special district taxes .....	.....
Local purpose levy .....	\$176,061.99
	58,092.43
<b>Total tax levy (tax duplicate) ..</b>	<b>\$234,154.42</b>
<b>Per Capita Total Tax Levy .....</b>	<b>\$45.50</b>

<b>Current</b>	
1950 taxes levied (total) .....	\$242,333.27
Collected in 1950 .....	231,591.49
Per cent of levy collected in 1950 ...	95.57
Transferred to liens .....	22.40
Cancelled, abated or adjusted .....	480.00
Outstanding December 31, 1950 ..	\$10,239.38

<b>All Prior Years Outstanding</b>	
Balance January 1, 1950 .....	\$7,622.40
Collected in 1950 .....	7,617.25
Balance December 31, 1950 .....	\$5.15

<b>Tax Title Liens Outstanding</b>	
Balance January 1, 1950 .....	\$701.86
Redeemed by cash .....	.....
Balance December 31, 1950 .....	\$330.61

<b>Property Acquired by Deed or Foreclosure</b>	
Balance January 1, 1950 .....	.....
Sale for cash .....	.....
Balance December 31, 1950 .....	\$450.00

<b>CAPITAL DEBT, DECEMBER 31, 1950</b>	
<b>Gross Debt</b>	
School debt .....	\$70,000.00
Self-liquidating debt .....	.....
Other capital debt ..	67,000.00
<b>TOTAL GROSS DEBT .....</b>	<b>\$137,000.00</b>
<b>Per Capita Gross Debt .....</b>	<b>\$26.62</b>

<b>Deductions for</b>	
School debt .....	\$70,000.00
Self-liquidating debt .....	.....
Other capital debt ..	.....
<b>TOTAL DEDUCTIONS .....</b>	<b>70,000.00</b>
<b>NET DEBT .....</b>	<b>\$67,000.00</b>

<b>Average Assessed Valuations</b>	
Real Property 1948-1949-1950..	\$3,294,718.00
Per Cent of Net Debt .....	2.03

<b>CURRENT FINANCES DECEMBER 31, 1950</b>	
Cash .....	\$140,020.29
Taxes receivable .....	10,244.53
Tax title liens .....	330.61
Foreclosed property .....	450.00
Accounts receivable .....	1,989.54
State road aid receivable .....	415.64
Emergencies and deferred charges ..	.....
<b>TOTAL ASSETS .....</b>	<b>\$153,450.61</b>

Cash liabilities .....	\$23,410.28
Reserves .....	13,014.68
Surplus revenue .....	117,025.65
<b>TOTAL LIABILITIES AND SURPLUS .....</b>	<b>\$153,450.61</b>

# MILFORD BOROUGH—HUNTERDON COUNTY

Population Census, 1950—1,008  
1940—933

Land Area 1.3 sq. mi.

Net Valuation Taxable \$2,761,682

## EXPENDITURES AND RE- QUIRED PAYMENTS FOR 1950

<b>General Government</b>	
Administrative and executive .....	\$5,915.00
Assessment and collection of taxes .....	1,025.00
Finance Department .....	200.00
<b>Protection to Persons &amp; Property</b>	
Fire .....	4,550.00
Police .....	3,100.00
Other .....	.....
<b>Streets and Roads</b>	
Repairs and maintenance .....	6,430.00
Street lighting .....	2,200.00
<b>Sanitation</b>	
Street cleaning .....	.....
Garbage and ash removal .....	2,700.00
Sewers .....	.....
<b>Health and Charities</b>	
Health service .....	850.00
Poor (including relief) .....	1,675.00
Hospitals (aid and maintenance) .....	50.00
Other .....	.....
<b>Recreation</b>	
Beaches and boardwalks .....	.....
Parks and playgrounds .....	600.00
Other .....	.....
<b>Educational</b>	
(Exclusive of school districts) ..	2,100.00
<b>Unclassified Purposes</b>	
(Including contingent) .....	120.00
<b>SUB-TOTAL—Municipal functions..</b>	<b>\$31,515.00</b>

<b>Per Capita—Municipal functions .....</b>	<b>\$31.26</b>
Capital imp'ts and capital imp't fund .....	\$3,000.00
<b>Debt Service</b>	
Principal payments .....	.....
Interest payments .....	.....

<b>Total .....</b>	<b>.....</b>
<b>Per Capita Debt Service .....</b>	
<b>Deferred Charges and Statutory Expenditures</b>	
Emergencies .....	.....
Other deferred chgs. .....	\$1,855.05
<b>Total .....</b>	<b>1,855.05</b>

<b>TOTAL—Municipal expenditures ..</b>	<b>\$36,370.05</b>
----------------------------------------	--------------------

<b>Required Payments for Local School, County, and Special District Taxes .....</b>	<b>65,738.38</b>
-------------------------------------------------------------------------------------	------------------

<b>TOTAL EXPENDITURES AND REQUIRED PAYMENTS .....</b>	<b>\$102,108.43</b>
-------------------------------------------------------	---------------------

Reserve for uncollected taxes .....	\$4,824.42
<b>GRAND TOTAL—Budget .....</b>	<b>\$106,932.85</b>

## RECEIPTS AND REVENUES REALIZED IN 1950 TO MEET EXPENDITURES AND RE- QUIRED PAYMENTS

Surplus revenue appropriated ..	\$8,000.00
Miscellaneous revenues realized ..	3,964.30
State aid revenues realized .....	756.00
<b>Delinquent taxes including</b>	
liens—1950 collections .....	979.53
Current taxes—1950 collections..	93,648.19
Emergency borrowings .....	.....

<b>TOTAL RECEIPTS AND REVENUES REALIZED .....</b>	<b>\$107,348.02</b>
---------------------------------------------------	---------------------

### CAPITAL OUTLAY—1950

Beaches and boardwalks .....	.....
Buildings and equipment .....	.....
Parks and playgrounds .....	.....
Sewers .....	.....
Streets, roads and bridges .....	.....
Water supply .....	\$4,992.10
Other .....	.....

<b>Tax rate .....</b>	<b>\$3.42</b>
Local school tax rate .....	1.41
County tax rate .....	0.97
Local purpose tax rate .....	1.04

### TAXES

Local school tax .....	\$39,000.00	
County taxes .....	26,738.38	
Special district taxes .....	.....	
Local purpose levy .....	.....	\$65,738.38
<b>Total tax levy (tax duplicate) ..</b>	<b>.....</b>	<b>\$94,926.85</b>

<b>Per Capita Total Tax Levy .....</b>	<b>\$94.17</b>
----------------------------------------	----------------

<b>Current</b>	
1950 taxes levied (total) .....	\$95,794.25
Collected in 1950 .....	93,648.19
Per cent of levy col- lected in 1950 .....	97.75
Transferred to liens .....	.....
Cancelled, abated or adjusted .....	198.36
Outstanding December 31, 1950 ..	\$1,947.70

<b>All Prior Years Outstanding</b>	
Balance January 1, 1950 .....	\$2,522.92
Collected in 1950 .....	979.53
Balance December 31, 1950 .....	\$1,451.83

<b>Tax Title Liens Outstanding</b>	
Balance January 1, 1950 .....	.....
Redeemed by cash .....	.....
Balance December 31, 1950 .....	.....

<b>Property Acquired by Deed or Foreclosure</b>	
Balance January 1, 1950 .....	.....
Sale for cash .....	.....
Balance December 31, 1950 .....	.....

### CAPITAL DEBT, DECEMBER 31, 1950

<b>Gross Debt</b>	
School debt .....	\$4,000.00
Self-liquidating debt .....	13,500.00
Other capital debt .....	.....
<b>TOTAL GROSS DEBT .....</b>	<b>\$17,500.00</b>
<b>Per Capita Gross Debt .....</b>	<b>\$17.36</b>

<b>Deductions for</b>	
School debt .....	\$4,000.00
Self-liquidating debt .....	13,500.00
Other capital debt .....	.....
<b>TOTAL DEDUCTIONS .....</b>	<b>17,500.00</b>
<b>NET DEBT .....</b>	<b>.....</b>

<b>Average Assessed Valuations</b>	
Real Property 1948-1949-1950..	\$1,852,622.00
<b>Per Cent of Net Debt .....</b>	<b>.....</b>

### CURRENT FINANCES DECEMBER 31, 1950

Cash .....	\$54,209.58
Taxes receivable .....	3,399.53
Tax title liens .....	.....
Foreclosed property .....	.....
Accounts receivable .....	227.06
State road aid receivable .....	.....
Emergencies and deferred charges ..	.....
<b>TOTAL ASSETS .....</b>	<b>\$57,836.17</b>

Cash liabilities .....	\$26,840.24
Reserves .....	3,626.59
Surplus revenue .....	27,369.34

<b>TOTAL LIABILITIES AND SURPLUS .....</b>	<b>\$57,836.17</b>
--------------------------------------------	--------------------

# MILLBURN TOWNSHIP—ESSEX COUNTY

Population Census, 1950—13,712      Land Area 10.0 sq. mi.      Net Valuation Taxable \$33,676,424  
 1940—11,652

<b>EXPENDITURES AND REQUIRED PAYMENTS FOR 1950</b>	
<b>General Government</b>	
Administrative and executive . . . . .	\$60,022.54
Assessment and collection of taxes . . . . .	24,850.00
Finance Department . . . . .	4,215.00
<b>Protection to Persons &amp; Property</b>	
Fire . . . . .	81,438.00
Police . . . . .	91,217.46
Other . . . . .	8,500.00
<b>Streets and Roads</b>	
Repairs and maintenance . . . . .	123,421.67
Street lighting . . . . .	25,000.00
<b>Sanitation</b>	
Street cleaning . . . . .	34,995.00
Garbage and ash removal . . . . .	18,840.00
Sewers . . . . .	10,280.00
<b>Health and Charities</b>	
Health service . . . . .	6,000.00
Poor (including relief) . . . . .	3,000.00
Hospitals (aid and maintenance) . . . . .	14,865.00
Other . . . . .	99,746.00
<b>Recreation</b>	
Beaches and boardwalks . . . . .	20,571.00
Parks and playgrounds . . . . .	14,865.00
Other . . . . .	99,746.00
<b>Educational</b>	
(Exclusive of school districts) . . . . .	99,746.00
<b>Unclassified Purposes</b>	
(Including contingent) . . . . .	99,746.00
<b>SUB-TOTAL—Municipal functions..</b>	
	<u>\$626,961.67</u>
<b>Per Capita—Municipal functions . . . . .</b>	
	<b>\$45.72</b>
Capital imp'ts and capital imp't fund	\$128,333.33
<b>Debt Service</b>	
Principal payments . . . . .	\$41,500.00
Interest payments . . . . .	21,610.00
Total . . . . .	63,110.00
<b>Per Capita Debt Service . . . . .</b>	
	<b>\$4.60</b>
<b>Deferred Charges and Statutory Expenditures</b>	
Emergencies . . . . .	\$52,059.00
Other deferred chgs. . . . .	52,059.00
Total . . . . .	52,059.00
<b>TOTAL—Municipal expenditures . . . . .</b>	
	<u>\$870,464.00</u>
<b>Required Payments for Local School, County, and Special District Taxes . . . . .</b>	
	<u>1,068,936.86</u>
<b>TOTAL EXPENDITURES AND REQUIRED PAYMENTS . . . . .</b>	
	<u>\$1,939,400.86</u>
Reserve for uncollected taxes . . . . .	\$150,622.85
<b>GRAND TOTAL—Budget . . . . .</b>	
	<u>\$2,090,023.71</u>
<b>RECEIPTS AND REVENUES REALIZED IN 1950 TO MEET EXPENDITURES AND REQUIRED PAYMENTS</b>	
Surplus revenue appropriated . . . . .	\$180,000.00
Miscellaneous revenues realized . . . . .	193,333.72
State aid revenues realized . . . . .	18,766.50
<b>Delinquent taxes including</b>	
liens—1950 collections . . . . .	59,004.45
Current taxes—1950 collections . . . . .	1,632,061.61
Emergency borrowings . . . . .	1,632,061.61
<b>TOTAL RECEIPTS AND REVENUES REALIZED . . . . .</b>	
	<u>\$2,083,166.28</u>
<b>CAPITAL OUTLAY—1950</b>	
Beaches and boardwalks . . . . .	20,571.00
Buildings and equipment . . . . .	14,865.00
Parks and playgrounds . . . . .	99,746.00
Sewers . . . . .	\$42,584.31
Streets, roads and bridges . . . . .	51,931.48
Water supply . . . . .	39,641.76
Other . . . . .	39,641.76

<b>Tax rate . . . . .</b>	<b>\$4.96</b>
Local school tax rate . . . . .	2.25
County tax rate . . . . .	0.92
Local purpose tax rate . . . . .	1.79
<b>TAXES</b>	
Local school tax . . . . .	\$757,177.37
County taxes . . . . .	311,759.49
Special district taxes . . . . .	601,159.85
Local purpose levy . . . . .	\$1,068,936.86
Total tax levy (tax duplicate) . . . . .	<u>\$1,670,096.71</u>
<b>Per Capita Total Tax Levy . . . . .</b>	
	<b>\$121.80</b>
<b>Current</b>	
1950 taxes levied (total) . . . . .	\$1,694,073.53
Collected in 1950 . . . . .	1,632,061.61
Per cent of levy collected in 1950 . . . . .	96.33
Transferred to liens . . . . .	153.76
Cancelled, abated or adjusted . . . . .	8,076.56
Outstanding December 31, 1950 . . . . .	<u>\$53,781.60</u>
<b>All Prior Years Outstanding</b>	
Balance January 1, 1950 . . . . .	\$60,104.48
Collected in 1950 . . . . .	59,004.45
Balance December 31, 1950 . . . . .	<u>\$151.18</u>
<b>Tax Title Liens Outstanding</b>	
Balance January 1, 1950 . . . . .	\$593.61
Redeemed by cash . . . . .	\$747.37
Balance December 31, 1950 . . . . .	<u>\$747.37</u>
<b>Property Acquired by Deed or Foreclosure</b>	
Balance January 1, 1950 . . . . .	\$20,100.00
Sale for cash . . . . .	8,200.00
Balance December 31, 1950 . . . . .	<u>\$10,200.00</u>
<b>CAPITAL DEBT, DECEMBER 31, 1950</b>	
<b>Gross Debt</b>	
School debt . . . . .	\$882,000.00
Self-liquidating debt . . . . .	723,000.00
Other capital debt . . . . .	723,000.00
<b>TOTAL GROSS DEBT . . . . .</b>	<b>\$1,605,000.00</b>
<b>Per Capita Gross Debt . . . . .</b>	
	<b>\$117.05</b>
<b>Deductions for</b>	
School debt . . . . .	\$882,000.00
Self-liquidating debt . . . . .	723,000.00
Other capital debt . . . . .	882,000.00
<b>TOTAL DEDUCTIONS . . . . .</b>	<b>882,000.00</b>
<b>NET DEBT . . . . .</b>	<b>\$723,000.00</b>
<b>Average Assessed Valuations</b>	
Real Property 1948-1949-1950 . . . . .	\$29,001,274.00
Per Cent of Net Debt . . . . .	2.49
<b>CURRENT FINANCES DECEMBER 31, 1950</b>	
Cash . . . . .	\$527,591.43
Taxes receivable . . . . .	53,932.78
Tax title liens . . . . .	747.37
Foreclosed property . . . . .	10,200.00
Accounts receivable . . . . .	1,878.78
State road aid receivable . . . . .	24,603.43
Emergencies and deferred charges . . . . .	21.27
<b>TOTAL ASSETS . . . . .</b>	<b>\$618,975.06</b>
Cash liabilities . . . . .	\$221,461.85
Reserves . . . . .	66,758.93
Surplus revenue . . . . .	330,754.28
<b>TOTAL LIABILITIES AND SURPLUS . . . . .</b>	<b>\$618,975.06</b>

## MILLSTONE BOROUGH—SOMERSET COUNTY

Population Census, 1950—288  
1940—252

Land Area 0.6 sq. mi.

Net Valuation Taxable \$192,640

### EXPENDITURES AND RE- QUIRED PAYMENTS FOR 1950

<b>General Government</b>	
Administrative and executive .....	\$1,240.00
Assessment and collection of taxes	290.00
Finance Department .....	.....
<b>Protection to Persons &amp; Property</b>	
Fire .....	50.00
Police .....	50.00
Other .....	.....
<b>Streets and Roads</b>	
Repairs and maintenance .....	461.11
Street lighting .....	560.00
<b>Sanitation</b>	
Street cleaning .....	.....
Garbage and ash removal .....	144.00
Sewers .....	.....
<b>Health and Charities</b>	
Health service .....	25.00
Poor (including relief) .....	150.00
Hospitals (aid and maintenance) ..	.....
Other .....	.....
<b>Recreation</b>	
Beaches and boardwalks .....	.....
Parks and playgrounds .....	.....
Other .....	.....
<b>Educational</b>	
(Exclusive of school districts) ..	.....
<b>Unclassified Purposes</b>	
(Including contingent) .....	50.00
<b>SUB-TOTAL—Municipal functions..</b>	<b>\$3,020.11</b>

<b>Per Capita—Municipal functions ....</b>	
Capital imp'ts and capital imp't fund	\$10.49
<b>Debt Service</b>	
Principal payments ..	.....
Interest payments ..	.....
Total .....	.....
<b>Per Capita Debt</b>	
Service .....	.....
Deferred Charges and Statutory Expenditures	.....
Emergencies .....	.....
Other deferred chgs. ....	\$14.59
Total .....	\$14.59

<b>TOTAL—Municipal expenditures ...</b>	<b>\$3,034.70</b>
-----------------------------------------	-------------------

<b>Required Payments for Local School, County, and Special District Taxes .....</b>	<b>7,496.71</b>
-------------------------------------------------------------------------------------	-----------------

<b>TOTAL EXPENDITURES AND REQUIRED PAYMENTS .....</b>	<b>\$10,531.41</b>
Reserve for uncollected taxes .....	\$1,294.40
<b>GRAND TOTAL—Budget .....</b>	<b>\$11,825.81</b>

### RECEIPTS AND REVENUES REALIZED IN 1950 TO MEET EXPENDITURES AND RE- QUIRED PAYMENTS

Surplus revenue appropriated ..	\$2,000.00
Miscellaneous revenues realized.	1,664.83
State aid revenues realized .....	190.00
Delinquent taxes including	.....
liens—1950 collections .....	1,007.79
Current taxes—1950 collections..	6,617.11
Emergency borrowings .....	.....
<b>TOTAL RECEIPTS AND REVENUES REALIZED .....</b>	<b>\$11,479.73</b>

### CAPITAL OUTLAY—1950

Beaches and boardwalks .....	.....
Buildings and equipment .....	.....
Parks and playgrounds .....	.....
Sewers .....	.....
Streets, roads and bridges .....	.....
Water supply .....	.....
Other .....	.....

<b>Tax rate .....</b>	<b>\$4.00</b>
Local school tax rate .....	2.96
County tax rate .....	0.93
Local purpose tax rate .....	0.11

### TAXES

Local school tax ...	\$5,699.51	
County taxes .....	1,797.20	
Special district taxes .....	.....	
Local purpose levy .....	.....	\$7,496.71
		189.10
<b>Total tax levy (tax duplicate) ..</b>		<b>\$7,685.81</b>

<b>Per Capita Total Tax Levy .....</b>	<b>\$26.69</b>
----------------------------------------	----------------

<b>Current</b>	
1950 taxes levied (total) .....	\$7,705.60
Collected in 1950 .....	6,617.11
Per cent of levy col- lected in 1950 ...	85.87
Transferred to liens .....	.....
Cancelled, abated or adjusted .....	43.07
Outstanding December 31, 1950 ..	\$1,045.42

<b>All Prior Years Outstanding</b>	
Balance January 1, 1950 .....	\$1,297.43
Collected in 1950 .....	1,007.79
Balance December 31, 1950 .....	\$289.64

<b>Tax Title Liens Outstanding</b>	
Balance January 1, 1950 .....	.....
Redeemed by cash .....	.....
Balance December 31, 1950 .....	.....

<b>Property Acquired by Deed or Foreclosure</b>	
Balance January 1, 1950 .....	.....
Sale for cash .....	.....
Balance December 31, 1950 .....	.....

### CAPITAL DEBT, DECEMBER 31, 1950

<b>Gross Debt</b>	
School debt .....	.....
Self-liquidating debt. ....	.....
Other capital debt ..	.....

<b>TOTAL GROSS DEBT .....</b>	<b>.....</b>
<b>Per Capita Gross Debt .....</b>	<b>.....</b>

<b>Deductions for</b>	
School debt .....	.....
Self-liquidating debt. ....	.....
Other capital debt ..	.....

<b>TOTAL DEDUCTIONS .....</b>	<b>.....</b>
<b>NET DEBT .....</b>	<b>.....</b>

<b>Average Assessed Valuations</b>	
Real Property 1948-1949-1950 ..	\$177,152.00
Per Cent of Net Debt .....	.....

### CURRENT FINANCES DECEMBER 31, 1950

Cash .....	\$8,831.64
Taxes receivable .....	1,335.06
Tax title liens .....	.....
Foreclosed property .....	.....
Accounts receivable .....	.....
State road aid receivable ..	.....
Emergencies and deferred charges ..	.....

<b>TOTAL ASSETS .....</b>	<b>\$10,166.70</b>
---------------------------	--------------------

Cash liabilities .....	\$935.34
Reserves .....	1,335.06
Surplus revenue .....	7,896.30

<b>TOTAL LIABILITIES AND SURPLUS .....</b>	<b>\$10,166.70</b>
--------------------------------------------	--------------------

## MILLSTONE TOWNSHIP—MONMOUTH COUNTY

Population Census, 1950—2,107      Land Area 39.36 sq. mi.      Net Valuation Taxable \$1,046,280  
 1940—1,466

<b>EXPENDITURES AND REQUIRED PAYMENTS FOR 1950</b>	
<b>General Government</b>	
Administrative and executive .....	\$3,466.51
Assessment and collection of taxes .....	2,158.49
Finance Department .....	225.00
<b>Protection to Persons &amp; Property</b>	
Fire .....	1,225.00
Police .....	750.00
Other .....	.....
<b>Streets and Roads</b>	
Repairs and maintenance .....	25,614.94
Street lighting .....	.....
<b>Sanitation</b>	
Street cleaning .....	.....
Garbage and ash removal .....	.....
Sewers .....	.....
<b>Health and Charities</b>	
Health service .....	235.06
Poor (including relief) .....	1,525.00
Hospitals (aid and maintenance) .....	.....
Other .....	.....
<b>Recreation</b>	
Beaches and boardwalks .....	.....
Parks and playgrounds .....	.....
Other .....	.....
<b>Educational</b> (Exclusive of school districts) ..	
<b>Unclassified Purposes</b> (Including contingent) .....	
	100.00
<b>SUB-TOTAL—Municipal functions..</b>	<b>\$35,300.00</b>
<b>Per Capita—Municipal functions ....</b>	
	<b>\$16.75</b>
Capital imp'ts and capital imp't fund .....	.....
<b>Debt Service</b>	
Principal payments ..	.....
Interest payments ..	.....
Total .....	.....
<b>Per Capita Debt Service .....</b>	
<b>Deferred Charges and Statutory Expenditures</b>	
Emergencies .....	.....
Other deferred chgs. ....	.....
Total .....	.....
<b>TOTAL—Municipal expenditures ...</b>	<b>\$35,300.00</b>
<b>Required Payments for Local School, County, and Special District Taxes .....</b>	
	<b>59,017.01</b>
<b>TOTAL EXPENDITURES AND REQUIRED PAYMENTS .....</b>	<b>\$94,317.01</b>
Reserve for uncollected taxes .....	\$15,000.00
<b>GRAND TOTAL—Budget .....</b>	<b>\$109,317.01</b>
<b>RECEIPTS AND REVENUES REALIZED IN 1950 TO MEET EXPENDITURES AND REQUIRED PAYMENTS</b>	
Surplus revenue appropriated ..	\$2,530.47
Miscellaneous revenues realized ..	13,205.26
State aid revenues realized .....	4,867.00
<b>Delinquent taxes including</b>	
liens—1950 collections .....	14,467.05
current taxes—1950 collections..	58,331.84
Emergency borrowings .....	.....
<b>TOTAL RECEIPTS AND REVENUES REALIZED .....</b>	<b>\$93,401.62</b>

### CAPITAL OUTLAY—1950

Beaches and boardwalks .....	.....
Buildings and equipment .....	.....
Parks and playgrounds .....	.....
Sewers .....	.....
Streets, roads and bridges .....	.....
Water supply .....	.....
Other .....	.....

Tax rate .....	<b>\$7.17</b>
Local school tax rate .....	4.14
County tax rate .....	1.50
Local purpose tax rate .....	1.53
<b>TAXES</b>	
Local school tax ...	\$43,292.00
County taxes .....	15,725.01
Special district taxes .....	.....
Local purpose levy .....	\$59,017.01
	15,933.00
<b>Total tax levy (tax duplicate) ..</b>	<b>\$74,950.01</b>
<b>Per Capita Total Tax Levy .....</b>	
	<b>\$35.57</b>
<b>Current</b>	
1950 taxes levied (total) .....	\$74,950.01
Collected in 1950 .....	58,331.84
Per cent of levy collected in 1950 ...	77.82
Transferred to liens .....	599.66
Cancelled, abated or adjusted ...	63.41
Outstanding December 31, 1950 ..	\$15,955.10
<b>All Prior Years Outstanding</b>	
Balance January 1, 1950 .....	\$14,474.18
Collected in 1950 .....	14,296.51
Balance December 31, 1950 .....	\$63.14
<b>Tax Title Liens Outstanding</b>	
Balance January 1, 1950 .....	\$5,228.04
Redeemed by cash .....	170.54
Balance December 31, 1950 .....	\$5,711.41
<b>Property Acquired by Deed or Foreclosure</b>	
Balance January 1, 1950 .....	.....
Sale for cash .....	.....
Balance December 31, 1950 .....	.....
<b>CAPITAL DEBT, DECEMBER 31, 1950</b>	
<b>Gross Debt</b>	
School debt .....	\$15,000.00
Self-liquidating debt. ....	.....
Other capital debt ..	.....
<b>TOTAL GROSS DEBT .....</b>	<b>\$15,000.00</b>
<b>Per Capita Gross Debt .....</b>	
	<b>\$7.12</b>
<b>Deductions for</b>	
School debt .....	\$15,000.00
Self-liquidating debt. ....	.....
Other capital debt ..	.....
<b>TOTAL DEDUCTIONS .....</b>	<b>15,000.00</b>
<b>NET DEBT .....</b>	.....
<b>Average Assessed Valuations</b>	
Real Property 1948-1949-1950..	\$973,395.00
Per Cent of Net Debt .....	.....
<b>CURRENT FINANCES DECEMBER 31, 1950</b>	
Cash .....	\$36,087.34
Taxes receivable .....	16,018.24
Tax title liens .....	5,711.41
Foreclosed property .....	.....
Accounts receivable .....	2,847.58
State road aid receivable .....	4,432.48
Emergencies and deferred charges ..	4,500.00
<b>TOTAL ASSETS .....</b>	<b>\$69,597.05</b>
Cash liabilities .....	\$1,878.48
Reserves .....	24,577.23
Surplus revenue .....	43,141.34
<b>TOTAL LIABILITIES AND SURPLUS .....</b>	<b>\$69,597.05</b>

## MILLTOWN BOROUGH—MIDDLESEX COUNTY

Population Census, 1950—3,798      Land Area 1.6 sq. mi.      Net Valuation Taxable \$2,916,877  
 1940—3,515

### EXPENDITURES AND REQUIRED PAYMENTS FOR 1950

<b>General Government</b>	
Administrative and executive .....	\$10,722.31
Assessment and collection of taxes	4,738.87
Finance Department .....	.....
<b>Protection to Persons &amp; Property</b>	
Fire .....	8,111.53
Police .....	20,519.62
Other .....	.....
<b>Streets and Roads</b>	
Repairs and maintenance .....	15,214.76
Street lighting .....	3,380.50
<b>Sanitation</b>	
Street cleaning .....	3,763.00
Garbage and ash removal .....	12,282.59
Sewers .....	6,028.10
<b>Health and Charities</b>	
Health service .....	1,546.98
Poor (including relief) .....	728.15
Hospitals (aid and maintenance) ..	400.00
Other .....	.....
<b>Recreation</b>	
Beaches and boardwalks .....	.....
Parks and playgrounds .....	3,646.14
Other .....	4,136.55
<b>Educational</b>	
(Exclusive of school districts) ..	849.62
<b>Unclassified Purposes</b>	
(Including contingent) .....	1,982.06
<b>SUB-TOTAL—Municipal functions..</b>	<b>\$98,050.78</b>

<b>Per Capita—Municipal functions .....</b>	<b>\$25.82</b>
Capital imp'ts and capital imp't fund	\$9,000.00
<b>Debt Service</b>	
Principal payments ..	\$1,000.00
Interest payments ..	375.00
<b>Total .....</b>	<b>1,375.00</b>
<b>Per Capita Debt Service .....</b>	
<b>Service .....</b>	<b>\$0.36</b>
<b>Deferred Charges and Statutory Expenditures</b>	
Emergencies .....	\$2,900.00
Other deferred chgs. ....	.....
<b>Total .....</b>	<b>2,900.00</b>

**TOTAL—Municipal expenditures ...**      **\$111,325.78**

**Required Payments for Local School, County, and Special District Taxes .....**      **148,702.08**

**TOTAL EXPENDITURES AND REQUIRED PAYMENTS .....**      **\$260,027.86**

Reserve for uncollected taxes .....

**GRAND TOTAL—Budget .....**      **\$277,086.27**

### RECEIPTS AND REVENUES REALIZED IN 1950 TO MEET EXPENDITURES AND REQUIRED PAYMENTS

Surplus revenue appropriated ..	\$20,800.00
Miscellaneous revenues realized ..	86,604.02
State aid revenues realized .....	2,884.00
<b>Delinquent taxes including</b>	
liens—1950 collections .....	11,540.75
Current taxes—1950 collections..	166,221.68
Emergency borrowings .....	.....

**TOTAL RECEIPTS AND REVENUES REALIZED .....**      **\$288,050.45**

### CAPITAL OUTLAY—1950

Beaches and boardwalks .....	.....
Buildings and equipment .....	.....
Parks and playgrounds .....	.....
Sewers .....	\$384.16
Streets, roads and bridges .....	1,800.43
Water supply .....	1,800.43
Other .....	.....

<b>Tax rate .....</b>	<b>\$5.84</b>
Local school tax rate .....	3.49
County tax rate .....	1.62
Local purpose tax rate .....	0.73

### TAXES

Local school tax ...	\$101,750.00	
County taxes .....	46,952.08	
Special district taxes .....	.....	
<b>Local purpose levy .....</b>	<b>\$148,702.08</b>	<b>22,369.41</b>
<b>Total tax levy (tax duplicate) ..</b>	<b>\$171,071.49</b>	

**Per Capita Total Tax Levy .....**      **\$45.04**

### Current

1950 taxes levied (total) .....	\$174,224.16
Collected in 1950 .....	166,221.68
Per cent of levy collected in 1950 ...	95.40
Transferred to liens .....	45.26
Cancelled, abated or adjusted ...	131.40
Outstanding December 31, 1950 ..	\$7,825.82

### All Prior Years Outstanding

Balance January 1, 1950 .....	\$10,352.95
Collected in 1950 .....	10,329.40
Balance December 31, 1950 .....	.....

### Tax Title Liens Outstanding

Balance January 1, 1950 .....	\$2,224.56
Redeemed by cash .....	.....
Balance December 31, 1950 .....	\$1,064.34

### Property Acquired by Deed or Foreclosure

Balance January 1, 1950 .....	\$3,350.00
Sale for cash .....	.....
Balance December 31, 1950 .....	\$3,350.00

### CAPITAL DEBT, DECEMBER 31, 1950

<b>Gross Debt</b>	
School debt .....	\$330,000.00
Self-liquidating debt ..	8,000.00
Other capital debt ..	4,500.00
<b>TOTAL GROSS DEBT .....</b>	<b>\$342,500.00</b>
<b>Per Capita Gross Debt .....</b>	<b>\$90.18</b>

### Deductions for

School debt .....	\$160,978.00
Self-liquidating debt ..	8,000.00
Other capital debt ..	.....
<b>TOTAL DEDUCTIONS .....</b>	<b>168,978.00</b>
<b>NET DEBT .....</b>	<b>\$173,522.00</b>

### Average Assessed Valuations

Real Property 1948-1949-1950..	\$2,682,972.00
Per Cent of Net Debt .....	6.46

### CURRENT FINANCES DECEMBER 31, 1950

Cash .....	\$92,156.27
Taxes receivable .....	7,825.82
Tax title liens .....	1,064.34
Foreclosed property .....	3,350.00
Accounts receivable .....	9.00
State road aid receivable .....	.....
Emergencies and deferred charges ..	.....
<b>TOTAL ASSETS .....</b>	<b>\$104,405.43</b>

Cash liabilities .....	\$63,124.00
Reserves .....	12,249.16
Surplus revenue .....	29,032.27

**TOTAL LIABILITIES AND SURPLUS .....**      **\$104,405.43**

## MILLVILLE CITY—CUMBERLAND COUNTY

Population Census, 1950—16,116  
1940—14,806

Land Area 44.3 sq. mi.

Net Valuation Taxable \$12,282,880

### EXPENDITURES AND RE- QUIRED PAYMENTS FOR 1950

<b>General Government</b>	
Administrative and executive . . . . .	\$41,419.00
Assessment and collection of taxes	17,776.00
Finance Department . . . . .	3,180.00
<b>Protection to Persons &amp; Property</b>	
Fire . . . . .	25,418.00
Police . . . . .	64,471.00
Other . . . . .	.....
<b>Streets and Roads</b>	
Repairs and maintenance . . . . .	49,340.00
Street lighting . . . . .	34,000.00
<b>Sanitation</b>	
Street cleaning . . . . .	.....
Garbage and ash removal . . . . .	24,300.00
Sewers . . . . .	18,000.00
<b>Health and Charities</b>	
Health service . . . . .	4,531.00
Poor (including relief) . . . . .	12,268.00
Hospitals (aid and maintenance) .	5,000.00
Other . . . . .	4,650.00
<b>Recreation</b>	
Beaches and boardwalks . . . . .	.....
Parks and playgrounds . . . . .	5,600.00
Other . . . . .	3,400.00
<b>Educational</b>	
(Exclusive of school districts) . .	2,500.00
<b>Unclassified Purposes</b>	
(Including contingent) . . . . .	5,500.00
<b>SUB-TOTAL—Municipal functions..</b>	<b>\$321,353.00</b>

<b>Per Capita—Municipal functions . . . . .</b>	<b>\$19.94</b>
Capital imp'ts and capital imp't fund	\$26,451.78
<b>Debt Service</b>	
Principal payments . . . . .	\$69,000.00
Interest payments . . . . .	33,857.86
Total . . . . .	102,857.86
<b>Per Capita Debt Service . . . . .</b>	
<b>Deferred Charges and Statutory Expenditures</b>	<b>\$6.38</b>
Emergencies . . . . .	\$6,700.00
Other deferred chgs. . . . .	45,233.92
Total . . . . .	51,933.92

<b>TOTAL—Municipal expenditures . . .</b>	<b>\$502,596.56</b>
<b>Required Payments for Local School, County, and Special District Taxes . . . . .</b>	
	501,282.98

<b>TOTAL EXPENDITURES AND RE- QUIRED PAYMENTS . . . . .</b>	<b>\$1,003,879.54</b>
Reserve for uncollected taxes . . . . .	\$27,311.74
<b>GRAND TOTAL—Budget . . . . .</b>	<b>\$1,031,191.28</b>

### RECEIPTS AND REVENUES REALIZED IN 1950 TO MEET EXPENDITURES AND RE- QUIRED PAYMENTS

Surplus revenue appropriated . . . . .	\$16,700.00
Miscellaneous revenues realized . . .	199,495.06
State aid revenues realized . . . . .	22,885.20
<b>Delinquent taxes including</b>	
liens—1950 collections . . . . .	21,939.91
Current taxes—1950 collections . . .	788,939.11
Emergency borrowings . . . . .	.....
<b>TOTAL RECEIPTS AND REVENUES REALIZED . . . . .</b>	<b>\$1,049,959.28</b>

### CAPITAL OUTLAY—1950

Beaches and boardwalks . . . . .	.....
Buildings and equipment . . . . .	\$13,821.63
Parks and playgrounds . . . . .	.....
Sewers . . . . .	13,105.50
Streets, roads and bridges . . . . .	14,984.95
Water supply . . . . .	.....
Other . . . . .	3,179.97

<b>Tax rate . . . . .</b>	<b>\$6.63</b>
Local school tax rate . . . . .	2.85
County tax rate . . . . .	1.23
Local purpose tax rate . . . . .	2.55

### TAXES

Local school tax . . . . .	\$349,824.02	
County taxes . . . . .	151,458.96	
Special district taxes . . . . .	.....	
<b>Local purpose levy . . . . .</b>	<b>\$501,282.98</b>	
	316,617.27	
<b>Total tax levy (tax duplicate) . .</b>	<b>\$817,900.25</b>	
<b>Per Capita Total Tax Levy . . . . .</b>		
	<b>\$50.75</b>	

### Current

1949 taxes levied (total) . . . . .	\$817,900.25
Collected in 1950 . . . . .	788,939.11
Per cent of levy col- lected in 1950 . . . . .	96.45
Transferred to liens . . . . .	1,681.91
Cancelled, abated or adjusted . . . .	3,090.15
Outstanding December 31, 1950 . . .	\$24,189.08

### All Prior Years Outstanding

Balance January 1, 1950 . . . . .	\$130,365.84
Collected in 1950 . . . . .	19,237.62
Balance December 31, 1950 . . . . .	\$109,832.80

### Tax Title Liens Outstanding

Balance January 1, 1950 . . . . .	\$52,848.36
Redeemed by cash . . . . .	2,702.29
Balance December 31, 1950 . . . . .	\$51,868.99

### Property Acquired by Deed or Foreclosure

Balance January 1, 1950 . . . . .	\$32,162.35
Sale for cash . . . . .	3,925.40
Balance December 31, 1950 . . . . .	\$31,421.95

### CAPITAL DEBT, DECEMBER 31, 1950

<b>Gross Debt</b>	
School debt . . . . .	\$213,000.00
Self-liquidating debt . . . . .	187,164.00
Other capital debt . . . . .	546,000.00
<b>TOTAL GROSS DEBT . . . . .</b>	<b>\$946,164.00</b>
<b>Per Capita Gross Debt . . . . .</b>	<b>\$58.71</b>

### Deductions for

School debt . . . . .	\$213,000.00
Self-liquidating debt . . . . .	128,213.00
Other capital debt . . . . .	.....
<b>TOTAL DEDUCTIONS . . . . .</b>	<b>341,213.00</b>
<b>NET DEBT . . . . .</b>	<b>\$604,951.00</b>

### Average Assessed Valuations

Real Property 1948-1949-1950 . . . .	\$10,542,880.00
Per Cent of Net Debt . . . . .	5.73

### CURRENT FINANCES DECEMBER 31, 1950

Cash . . . . .	\$355,682.18
Taxes receivable . . . . .	134,021.88
Tax title liens . . . . .	51,868.99
Foreclosed property . . . . .	31,421.95
Accounts receivable . . . . .	4,419.21
State road aid receivable . . . . .	19,346.60
Emergencies and deferred charges . . .	6,450.00
<b>TOTAL ASSETS . . . . .</b>	<b>\$603,210.81</b>

Cash liabilities . . . . .	\$214,608.95
Reserves . . . . .	221,732.03
Surplus revenue . . . . .	166,869.83

<b>TOTAL LIABILITIES AND SURPLUS . . . . .</b>	<b>\$603,210.81</b>
------------------------------------------------	---------------------

## MINE HILL TOWNSHIP—MORRIS COUNTY

Population Census, 1950—1,953  
1940—1,541

Land Area 2.8 sq. mi.

Net Valuation Taxable \$1,141,343

### EXPENDITURES AND RE- QUIRED PAYMENTS FOR 1950

#### General Government

Administrative and executive .... \$5,067.08  
Assessment and collection of taxes 1,530.00  
Finance Department ..... 600.00

#### Protection to Persons & Property

Fire ..... 1,300.00  
Police ..... 2,870.00  
Other ..... ..

#### Streets and Roads

Repairs and maintenance ..... 17,109.49  
Street lighting ..... 4,000.00

#### Sanitation

Street cleaning ..... ..  
Garbage and ash removal ..... 1,400.00  
Sewers ..... ..

#### Health and Charities

Health service ..... 872.32  
Poor (including relief) ..... 775.00  
Hospitals (aid and maintenance). 500.00  
Other ..... 350.00

#### Recreation

Beaches and boardwalks ..... ..  
Parks and playgrounds ..... ..  
Other ..... ..

#### Educational

(Exclusive of school districts) .. ..

#### Unclassified Purposes

(Including contingent) ..... 775.00

**SUB-TOTAL—Municipal functions.. \$37,148.89**

#### Per Capita—Municipal functions .... \$19.02

Capital imp'ts and capital imp't fund \$10,755.56

#### Debt Service

Principal payments . \$2,000.00  
Interest payments .. 450.00

Total ..... 2,450.00

#### Per Capita Debt

Service ..... \$1.25

#### Deferred Charges and Statutory Expenditures

Emergencies ..... ..  
Other deferred chgs. \$40.93

Total ..... 40.93

**TOTAL—Municipal expenditures ... \$50,395.38**

#### Required Payments for Local School, County, and Special District Taxes

..... 56,666.62

**TOTAL EXPENDITURES AND REQUIRED PAYMENTS ..... \$107,062.00**

Reserve for uncollected taxes ..... \$18,186.26

**GRAND TOTAL—Budget ..... \$125,248.26**

### RECEIPTS AND REVENUES REALIZED IN 1950 TO MEET EXPENDITURES AND REQUIRED PAYMENTS

Surplus revenue appropriated .. \$18,155.56

Miscellaneous revenues realized. 16,861.16

State aid revenues realized .... 9,108.96

Delinquent taxes including

liens—1950 collections ..... 13,518.10

Current taxes—1950 collections.. 69,294.72

Emergency borrowings ..... ..

**TOTAL RECEIPTS AND REVENUES REALIZED ..... \$126,938.50**

#### CAPITAL OUTLAY—1950

Beaches and boardwalks ..... ..

Buildings and equipment ..... ..

Parks and playgrounds ..... ..

Sewers ..... ..

Streets, roads and bridges ..... ..

Water supply ..... ..

Other ..... ..

**Tax rate ..... \$6.70**

Local school tax rate ..... 3.96

County tax rate ..... 1.00

Local purpose tax rate .... 1.83

#### TAXES

Local school tax ... \$45,230.83

County taxes ..... 11,435.79

Special district taxes ..... ..

Local purpose levy ..... \$56,666.62

**Total tax levy (tax duplicate) .. \$77,471.70**

Per Capita Total

Tax Levy ..... \$39.67

#### Current

1950 taxes levied (total) ..... \$77,795.62

Collected in 1950 ..... 69,294.72

Per cent of levy col-

lected in 1950 ... 89.07

Transferred to liens ..... 416.04

Cancelled, abated or adjusted ... 495.07

Outstanding December 31, 1950 .. \$7,589.79

#### All Prior Years Outstanding

Balance January 1, 1950 ..... \$13,805.57

Collected in 1950 ..... 13,189.93

Balance December 31, 1950 ..... \$154.48

#### Tax Title Liens Outstanding

Balance January 1, 1950 ..... \$11,805.56

Redeemed by cash ..... 328.17

Balance December 31, 1950 ..... \$12,020.61

#### Property Acquired by Deed or Foreclosure

Balance January 1, 1950 ..... \$100.00

Sale for cash ..... ..

Balance December 31, 1950 ..... \$100.00

#### CAPITAL DEBT, DECEMBER 31, 1950

##### Gross Debt

School debt ..... ..

Self-liquidating debt. ....

Other capital debt .. \$1,615.00

**TOTAL GROSS DEBT ..... \$1,615.00**

Per Capita Gross Debt ..... \$0.83

##### Deductions for

School debt ..... ..

Self-liquidating debt. ....

Other capital debt .. ..

**TOTAL DEDUCTIONS ..... ..**

**NET DEBT ..... \$1,615.00**

##### Average Assessed Valuations

Real Property 1948-1949-1950.. \$1,017,110.00

Per Cent of Net Debt ..... 0.15

#### CURRENT FINANCES DECEMBER 31, 1950

Cash ..... \$42,039.33

Taxes receivable ..... 7,744.27

Tax title liens ..... 12,020.61

Foreclosed property ..... 100.00

Accounts receivable ..... 18,229.34

State road aid receivable ..... ..

Emergencies and deferred charges .. 1,190.91

**TOTAL ASSETS ..... \$81,324.46**

Cash liabilities ..... \$22,984.27

Reserves ..... 21,055.79

Surplus revenue ..... 37,284.40

**TOTAL LIABILITIES AND SURPLUS ..... \$81,324.46**

**MONMOUTH BEACH BOROUGH—MONMOUTH COUNTY**

Population Census, 1950—788                      Land Area 1.1 sq. mi.                      Net Valuation Taxable \$1,296,124  
 1940—584

**EXPENDITURES AND RE-REQUIRED PAYMENTS FOR 1950**

<b>General Government</b>	
Administrative and executive .....	\$11,480.25
Assessment and collection of taxes .....	4,329.00
Finance Department .....	1,600.00
<b>Protection to Persons &amp; Property</b>	
Fire .....	4,575.00
Police .....	8,987.75
Other .....	.....
<b>Streets and Roads</b>	
Repairs and maintenance .....	13,664.00
Street lighting .....	4,586.00
<b>Sanitation</b>	
Street cleaning .....	.....
Garbage and ash removal .....	5,680.00
Sewers .....	.....
<b>Health and Charities</b>	
Health service .....	868.00
Poor (including relief) .....	150.00
Hospitals (aid and maintenance) .....	.....
Other .....	.....
<b>Recreation</b>	
Beaches and boardwalks .....	8,095.00
Parks and playgrounds .....	.....
Other .....	.....
<b>Educational</b>	
(Exclusive of school districts) ..	.....
<b>Unclassified Purposes</b>	
(Including contingent) .....	600.00
<b>SUB-TOTAL—Municipal functions..</b>	<b>\$64,615.00</b>

<b>Per Capita—Municipal functions .....</b>	<b>\$82.00</b>
Capital imp'ts and capital imp't fund .....	\$2,000.00
<b>Debt Service</b>	
Principal payments ..	\$10,000.00
Interest payments ..	3,640.00
<b>Total .....</b>	<b>13,640.00</b>

<b>Per Capita Debt Service .....</b>	<b>\$17.31</b>
<b>Deferred Charges and Statutory Expenditures</b>	
Emergencies .....	\$4,550.00
Other deferred chgs. .....	1,444.50
<b>Total .....</b>	<b>5,994.50</b>

**TOTAL—Municipal expenditures ...**                      **\$86,249.50**

**Required Payments for Local School, County, and Special District Taxes .....**                      **42,291.54**

**TOTAL EXPENDITURES AND REQUIRED PAYMENTS .....**                      **\$128,541.04**

Reserve for uncollected taxes .....

**GRAND TOTAL—Budget .....**                      **\$153,087.26**

**RECEIPTS AND REVENUES REALIZED IN 1950 TO MEET EXPENDITURES AND RE-REQUIRED PAYMENTS**

Surplus revenue appropriated ..	\$30,000.00
Miscellaneous revenues realized ..	38,506.66
State aid revenues realized .....	1,838.21
<b>Delinquent taxes including</b>	
liens—1950 collections .....	9,766.30
Current taxes—1950 collections ..	83,892.79
Emergency borrowings .....	.....

**TOTAL RECEIPTS AND REVENUES REALIZED .....**                      **\$164,003.96**

**CAPITAL OUTLAY—1950**

Beaches and boardwalks .....	.....
Buildings and equipment .....	.....
Parks and playgrounds .....	.....
Sewers .....	.....
Streets, roads and bridges .....	.....
Water supply .....	.....
Other .....	.....

<b>Tax rate .....</b>	<b>\$7.17</b>
Local school tax rate .....	1.96
County tax rate .....	1.31
Local purpose tax rate ....	3.90

**TAXES**

Local school tax ...	\$25,341.91	
County taxes .....	16,949.63	
Special district taxes .....	.....	
<b>Local purpose levy .....</b>	<b>42,291.54</b>	
		<b>50,524.09</b>
<b>Total tax levy (tax duplicate) ..</b>	<b>\$92,815.63</b>	

**Per Capita Total Tax Levy .....**                      **\$117.79**

<b>Current</b>	
1950 taxes levied (total) .....	\$92,920.97
Collected in 1950 .....	83,892.79
Per cent of levy collected in 1950 ...	90.28
Transferred to liens .....	1,218.78
Cancelled, abated or adjusted .....	342.38
Outstanding December 31, 1950 ..	\$7,467.02

<b>All Prior Years Outstanding</b>	
Balance January 1, 1950 .....	\$9,248.34
Collected in 1950 .....	8,594.71
Balance December 31, 1950 .....	.....

<b>Tax Title Liens Outstanding</b>	
Balance January 1, 1950 .....	\$5,699.68
Redeemed by cash .....	1,171.59
Balance December 31, 1950 .....	\$5,334.18

<b>Property Acquired by Deed or Foreclosure</b>	
Balance January 1, 1950 .....	\$30,825.00
Sale for cash .....	12,215.00
Balance December 31, 1950 .....	\$22,710.00

**CAPITAL DEBT, DECEMBER 31, 1950**

<b>Gross Debt</b>	
School debt .....	.....
Self-liquidating debt. ....	.....
Other capital debt ..	\$172,000.00
<b>TOTAL GROSS DEBT .....</b>	<b>\$172,000.00</b>
<b>Per Capita Gross Debt .....</b>	<b>\$218.27</b>

<b>Deductions for</b>	
School debt .....	.....
Self-liquidating debt. ....	.....
Other capital debt ..	\$10,000.00
<b>TOTAL DEDUCTIONS .....</b>	<b>10,000.00</b>
<b>NET DEBT .....</b>	<b>\$162,000.00</b>

<b>Average Assessed Valuations</b>	
Real Property 1948-1949-1950 ..	\$1,267,243.00
Per Cent of Net Debt .....	12.78

**CURRENT FINANCES DECEMBER 31, 1950**

Cash .....	\$79,325.58
Taxes receivable .....	7,467.02
Tax title liens .....	5,334.18
Foreclosed property .....	22,710.00
Accounts receivable .....	176.95
State road aid receivable .....	5,881.36
Emergencies and deferred charges ..	.....
<b>TOTAL ASSETS .....</b>	<b>\$120,859.09</b>

Cash liabilities .....	\$20,160.45
Reserves .....	35,688.15
Surplus revenue .....	65,046.49
<b>TOTAL LIABILITIES AND SURPLUS .....</b>	<b>\$120,859.09</b>

**MONROE TOWNSHIP—GLOUCESTER COUNTY**

Population Census, 1950—5,511      Land Area 46.5 sq. mi.      Net Valuation Taxable \$2,407,096  
 1940—4,310

<b>EXPENDITURES AND REQUIRED PAYMENTS FOR 1950</b>	
<b>General Government</b>	
Administrative and executive . . . . .	\$9,650.00
Assessment and collection of taxes . . . . .	5,300.00
Finance Department . . . . .	940.00
<b>Protection to Persons &amp; Property</b>	
Fire . . . . .	4,135.00
Police . . . . .	14,350.00
Other . . . . .	.....
<b>Streets and Roads</b>	
Repairs and maintenance . . . . .	25,061.11
Street lighting . . . . .	10,750.00
<b>Sanitation</b>	
Street cleaning . . . . .	.....
Garbage and ash removal . . . . .	.....
Sewers . . . . .	.....
<b>Health and Charities</b>	
Health service . . . . .	150.00
Poor (including relief) . . . . .	3,680.00
Hospitals (aid and maintenance) . . . . .	.....
Other . . . . .	750.00
<b>Recreation</b>	
Beaches and boardwalks . . . . .	.....
Parks and playgrounds . . . . .	.....
Other . . . . .	.....
<b>Educational</b>	
(Exclusive of school districts) . . . . .	.....
<b>Unclassified Purposes</b>	
(Including contingent) . . . . .	900.00
<b>SUB-TOTAL—Municipal functions..</b>	<b>\$75,666.11</b>
<b>Per Capita—Municipal functions . . . . .</b>	
Capital imp'ts and capital imp't fund . . . . .	\$13.73
Debt Service . . . . .	\$8,333.33
Principal payments . . . . .	\$3,325.00
Interest payments . . . . .	265.00
Total . . . . .	3,590.00
<b>Per Capita Debt Service . . . . .</b>	
Deferred Charges and Statutory Expenditures . . . . .	\$0.65
Emergencies . . . . .	.....
Other deferred chgs. . . . .	\$1,876.25
Total . . . . .	1,876.25
<b>TOTAL—Municipal expenditures . . . . .</b>	<b>\$89,465.69</b>
<b>Required Payments for Local School, County, and Special District Taxes . . . . .</b>	
	147,016.45
<b>TOTAL EXPENDITURES AND REQUIRED PAYMENTS . . . . .</b>	<b>\$236,482.14</b>
Reserve for uncollected taxes . . . . .	\$37,428.88
<b>GRAND TOTAL—Budget . . . . .</b>	<b>\$273,911.02</b>
<b>RECEIPTS AND REVENUES REALIZED IN 1950 TO MEET EXPENDITURES AND REQUIRED PAYMENTS</b>	
Surplus revenue appropriated . . . . .	\$19,000.00
Miscellaneous revenues realized . . . . .	65,119.57
State aid revenues realized . . . . .	12,483.80
Delinquent taxes including liens—1950 collections . . . . .	29,431.08
Current taxes—1950 collections..	146,790.59
Emergency borrowings . . . . .	.....
<b>TOTAL RECEIPTS AND REVENUES REALIZED . . . . .</b>	<b>\$272,825.04</b>

**CAPITAL OUTLAY—1950**

Beaches and boardwalks . . . . .	.....
Buildings and equipment . . . . .	\$589.00
Parks and playgrounds . . . . .	.....
Sewers . . . . .	.....
Streets, roads and bridges . . . . .	.....
Water supply . . . . .	12,460.97
Other . . . . .	.....

<b>Tax rate . . . . .</b>	<b>\$7.24</b>
Local school tax rate . . . . .	5.11
County tax rate . . . . .	1.00
Local purpose tax rate . . . . .	1.13

**TAXES**

Local school tax . . . . .	\$123,000.00	
County taxes . . . . .	24,016.45	
Special district taxes . . . . .	.....	
Local purpose levy . . . . .	.....	\$147,016.45
		27,451.88
<b>Total tax levy (tax duplicate) ..</b>		<b>\$174,468.33</b>

**Per Capita Total Tax Levy . . . . . \$31.66**

**Current**

1950 taxes levied (total) . . . . .	\$178,089.86
Collected in 1950 . . . . .	146,790.59
Per cent of levy collected in 1950 . . . . .	82.42
Transferred to liens . . . . .	1,282.48
Cancelled, abated or adjusted . . . . .	253.78
Outstanding December 31, 1950 ..	\$29,763.01

**All Prior Years Outstanding**

Balance January 1, 1950 . . . . .	\$50,789.60
Collected in 1950 . . . . .	29,326.37
Balance December 31, 1950 . . . . .	\$21,378.49

**Tax Title Liens Outstanding**

Balance January 1, 1950 . . . . .	\$25,172.79
Redeemed by cash . . . . .	104.71
Balance December 31, 1950 . . . . .	\$26,383.58

**Property Acquired by Deed or Foreclosure**

Balance January 1, 1950 . . . . .	\$6,456.65
Sale for cash . . . . .	2,845.00
Balance December 31, 1950 . . . . .	\$6,085.00

**CAPITAL DEBT, DECEMBER 31, 1950**

**Gross Debt**

School debt . . . . .	.....	
Self-liquidating debt. . . . .	\$12,000.00	
Other capital debt .. . . .	3,300.00	
<b>TOTAL GROSS DEBT . . . . .</b>		<b>\$15,300.00</b>
<b>Per Capita Gross Debt . . . . .</b>		<b>\$2.78</b>

**Deductions for**

School debt . . . . .	.....	
Self-liquidating debt. . . . .	\$12,000.00	
Other capital debt .. . . .	.....	
<b>TOTAL DEDUCTIONS . . . . .</b>		<b>12,000.00</b>
<b>NET DEBT . . . . .</b>		<b>\$3,300.00</b>

**Average Assessed Valuations**

Real Property 1948-1949-1950..	\$2,095,465.00
Per Cent of Net Debt . . . . .	0.15

**CURRENT FINANCES DECEMBER 31, 1950**

Cash . . . . .	\$155,103.82
Taxes receivable . . . . .	51,141.50
Tax title liens . . . . .	26,383.58
Foreclosed property . . . . .	6,085.00
Accounts receivable . . . . .	283.00
State road aid receivable . . . . .	3,000.00
Emergencies and deferred charges ..	.....
<b>TOTAL ASSETS . . . . .</b>	<b>\$241,996.90</b>
Cash liabilities . . . . .	\$11,631.08
Reserves . . . . .	83,893.08
Surplus revenue . . . . .	146,472.74
<b>TOTAL LIABILITIES AND SURPLUS . . . . .</b>	<b>\$241,996.90</b>

# MONROE TOWNSHIP—MIDDLESEX COUNTY

Population Census, 1950—4,092  
1940—3,034

Land Area 41.8 sq. mi.

Net Valuation Taxable \$1,688,553

## EXPENDITURES AND REQUIRED PAYMENTS FOR 1950

<b>General Government</b>	
Administrative and executive .....	\$4,870.00
Assessment and collection of taxes .....	3,950.00
Finance Department .....	625.00
<b>Protection to Persons &amp; Property</b>	
Fire .....	950.00
Police .....	1,525.00
Other .....	.....
<b>Streets and Roads</b>	
Repairs and maintenance .....	26,600.00
Street lighting .....	800.00
<b>Sanitation</b>	
Street cleaning .....	.....
Garbage and ash removal .....	.....
Sewers .....	.....
<b>Health and Charities</b>	
Health service .....	300.00
Poor (including relief) .....	2,805.00
Hospitals (aid and maintenance) .....	50.00
Other .....	350.00
<b>Recreation</b>	
Beaches and boardwalks .....	.....
Parks and playgrounds .....	.....
Other .....	.....
<b>Educational</b>	
(Exclusive of school districts) ..	.....
<b>Unclassified Purposes</b>	
(Including contingent) .....	450.00
<b>SUB-TOTAL—Municipal functions..</b>	<b>\$43,275.00</b>
<b>Per Capita—Municipal functions .....</b>	
Capital imp'ts and capital imp't fund .....	\$10.58
<b>Debt Service</b>	\$1,375.00
Principal payments ..	\$4,000.00
Interest payments ..	735.17
<b>Total .....</b>	<b>4,735.17</b>
<b>Per Capita Debt Service .....</b>	
Deferred Charges and Statutory Expenditures	\$1.16
Emergencies .....	\$6,000.00
Other deferred chgs. ....	1,400.00
<b>Total .....</b>	<b>7,400.00</b>
<b>TOTAL—Municipal expenditures ...</b>	<b>\$56,785.17</b>
<b>Required Payments for Local School, County, and Special District Taxes .....</b>	
	108,044.64
<b>TOTAL EXPENDITURES AND REQUIRED PAYMENTS .....</b>	<b>\$164,829.81</b>
Reserve for uncollected taxes .....	\$22,656.27
<b>GRAND TOTAL—Budget .....</b>	<b>\$187,486.08</b>
<b>RECEIPTS AND REVENUES REALIZED IN 1950 TO MEET EXPENDITURES AND REQUIRED PAYMENTS</b>	
Surplus revenue appropriated ..	\$12,500.00
Miscellaneous revenues realized ..	25,954.69
State aid revenues realized .....	12,673.00
<b>Delinquent taxes including liens—1950 collections .....</b>	
	18,619.43
Current taxes—1950 collections ..	100,243.79
Emergency borrowings .....	.....
<b>TOTAL RECEIPTS AND REVENUES REALIZED .....</b>	<b>\$169,990.91</b>

### CAPITAL OUTLAY—1950

Beaches and boardwalks .....	.....
Buildings and equipment .....	\$10,008.00
Parks and playgrounds .....	.....
Sewers .....	.....
Streets, roads and bridges .....	.....
Water supply .....	.....
Other .....	.....

<b>Tax rate .....</b>	<b>\$7.28</b>
Local school tax rate .....	4.78
County tax rate .....	1.62
Local purpose tax rate ....	0.88

### TAXES

Local school tax ...	\$80,707.32
County taxes .....	27,337.32
Special district taxes .....	.....
<b>Local purpose levy .....</b>	<b>\$108,044.64</b>
	14,838.27
<b>Total tax levy (tax duplicate) ..</b>	<b>\$122,882.91</b>
<b>Per Capita Total Tax Levy .....</b>	
	<b>\$30.03</b>
<b>Current</b>	
1950 taxes levied (total) .....	\$124,421.52
Collected in 1950 .....	100,243.79
Per cent of levy collected in 1950 ...	80.56
Transferred to liens .....	1,535.58
Cancelled, abated or adjusted .....	149.54
Outstanding December 31, 1950 ..	\$22,492.61
<b>All Prior Years Outstanding</b>	
Balance January 1, 1950 .....	\$31,623.80
Collected in 1950 .....	18,217.38
Balance December 31, 1950 .....	\$12,809.10
<b>Tax Title Liens Outstanding</b>	
Balance January 1, 1950 .....	\$22,856.26
Redeemed by cash .....	402.05
Balance December 31, 1950 .....	\$24,745.06
<b>Property Acquired by Deed or Foreclosure</b>	
Balance January 1, 1950 .....	\$2,300.00
Sale for cash .....	.....
Balance December 31, 1950 .....	\$2,300.00

### CAPITAL DEBT, DECEMBER 31, 1950

<b>Gross Debt</b>	
School debt .....	\$45,000.00
Self-liquidating debt. ....	.....
Other capital debt ..	26,900.00
<b>TOTAL GROSS DEBT .....</b>	<b>\$71,900.00</b>
<b>Per Capita Gross Debt .....</b>	
	<b>\$17.57</b>
<b>Deductions for</b>	
School debt .....	\$45,000.00
Self-liquidating debt. ....	.....
Other capital debt ..	.....
<b>TOTAL DEDUCTIONS .....</b>	<b>45,000.00</b>
<b>NET DEBT .....</b>	<b>\$26,900.00</b>
<b>Average Assessed Valuations</b>	
Real Property 1948-1949-1950 ..	\$1,539,308.00
Per Cent of Net Debt .....	1.74

### CURRENT FINANCES DECEMBER 31, 1950

Cash .....	\$57,242.20
Taxes receivable .....	35,301.71
Tax title liens .....	24,745.06
Foreclosed property .....	2,300.00
Accounts receivable .....	1,544.98
State road aid receivable .....	16,400.00
Emergencies and deferred charges ..	664.59
<b>TOTAL ASSETS .....</b>	<b>\$138,198.54</b>
Cash liabilities .....	\$42,748.74
Reserves .....	63,891.75
Surplus revenue .....	\$31,558.05
<b>TOTAL LIABILITIES AND SURPLUS .....</b>	<b>\$138,198.54</b>

**MONTAGUE TOWNSHIP—SUSSEX COUNTY**

Population Census, 1950—576  
1940—621

Land Area 44.6 sq. mi.

Net Valuation Taxable \$418,575

**EXPENDITURES AND REQUIRED PAYMENTS FOR 1950**  
**General Government**

Administrative and executive . . . \$1,575.00  
Assessment and collection of taxes . . . 600.00  
Finance Department . . . . . 185.00

**Protection to Persons & Property**

Fire . . . . . 425.00  
Police . . . . .  
Other . . . . .

**Streets and Roads**

Repairs and maintenance . . . . . 5,444.44  
Street lighting . . . . .

**Sanitation**

Street cleaning . . . . .  
Garbage and ash removal . . . . .  
Sewers . . . . .

**Health and Charities**

Health service . . . . . 200.00  
Poor (including relief) . . . . . 100.00  
Hospitals (aid and maintenance) . . . . . 100.00  
Other . . . . .

**Recreation**

Beaches and boardwalks . . . . .  
Parks and playgrounds . . . . .  
Other . . . . .

**Educational**

(Exclusive of school districts) . . . . .

**Unclassified Purposes**

(Including contingent) . . . . .

**SUB-TOTAL—Municipal functions..** . . . . **\$8,629.44**

**Per Capita—Municipal functions . . . . . \$14.98**

Capital imp'ts and capital imp't fund . . . . . \$9,856.32

**Debt Service**

Principal payments . . . . .  
Interest payments . . . . .

Total . . . . .

**Per Capita Debt Service . . . . .**

**Deferred Charges and Statutory Expenditures**

Emergencies . . . . .  
Other deferred chgs. . . . . \$689.46

Total . . . . . 689.46

**TOTAL—Municipal expenditures . . . . . \$19,175.22**

**Required Payments for Local School, County, and Special District Taxes . . . . . 19,227.80**

**TOTAL EXPENDITURES AND REQUIRED PAYMENTS . . . . . \$38,403.02**

Reserve for uncollected taxes . . . . . \$4,435.78

**GRAND TOTAL—Budget . . . . . \$42,838.80**

**RECEIPTS AND REVENUES REALIZED IN 1950 TO MEET EXPENDITURES AND REQUIRED PAYMENTS**

Surplus revenue appropriated . . . . . \$2,000.00  
Miscellaneous revenues realized . . . . . 5,324.53  
State aid revenues realized . . . . . 11,996.00  
Delinquent taxes including  
liens—1950 collections . . . . . 3,924.22  
Current taxes—1950 collections . . . . . 16,819.64  
Emergency borrowings . . . . .

**TOTAL RECEIPTS AND REVENUES REALIZED . . . . . \$40,064.39**

**CAPITAL OUTLAY—1950**

Beaches and boardwalks . . . . .  
Buildings and equipment . . . . .  
Parks and playgrounds . . . . .  
Sewers . . . . .  
Streets, roads and bridges . . . . .  
Water supply . . . . .  
Other . . . . .

**Tax rate . . . . . \$5.15**  
Local school tax rate . . . . . 2.88  
County tax rate . . . . . 1.71  
Local purpose tax rate . . . . . 0.56

**TAXES**

Local school tax . . . \$12,050.00  
County taxes . . . . . 7,177.80  
Special district taxes . . . . .

Local purpose levy . . . . . \$19,227.80  
2,300.00

Total tax levy (tax duplicate) . . . . . **\$21,627.80**

**Per Capita Total Tax Levy . . . . . \$37.37**

**Current**

1950 taxes levied (total) . . . . . \$21,527.80  
Collected in 1950 . . . . . 16,819.64  
Per cent of levy collected in 1950 . . . . . 78.12

Transferred to liens . . . . .  
Cancelled, abated or adjusted . . . . .  
Outstanding December 31, 1950 . . . . . **\$4,708.16**

**All Prior Years Outstanding**

Balance January 1, 1950 . . . . . \$4,066.74  
Collected in 1950 . . . . . 3,924.22  
Balance December 31, 1950 . . . . . **\$43.73**

**Tax Title Liens Outstanding**

Balance January 1, 1950 . . . . . \$1,585.99  
Redeemed by cash . . . . .  
Balance December 31, 1950 . . . . . **\$1,585.99**

**Property Acquired by Deed or Foreclosure**

Balance January 1, 1950 . . . . .  
Sale for cash . . . . .  
Balance December 31, 1950 . . . . .

**CAPITAL DEBT, DECEMBER 31, 1950**

**Gross Debt**

School debt . . . . .  
Self-liquidating debt . . . . .  
Other capital debt . . . . .

**TOTAL GROSS DEBT . . . . .**  
**Per Capita Gross Debt . . . . .**

**Deductions for**

School debt . . . . .  
Self-liquidating debt . . . . .  
Other capital debt . . . . .

**TOTAL DEDUCTIONS . . . . .**  
**NET DEBT . . . . .**

**Average Assessed Valuations**

Real Property 1948-1949-1950 . . . . . \$386,717.00  
Per Cent of Net Debt . . . . .

**CURRENT FINANCES DECEMBER 31, 1950**

Cash . . . . . \$15,105.14  
Taxes receivable . . . . . 4,751.89  
Tax title liens . . . . . 1,585.99  
Foreclosed property . . . . .  
Accounts receivable . . . . . 259.76  
State road aid receivable . . . . . 25,141.18  
Emergencies and deferred charges . . . . .

**TOTAL ASSETS . . . . . \$46,843.96**

Cash liabilities . . . . . \$27,020.40  
Reserves . . . . . 6,597.64  
Surplus revenue . . . . . 13,225.92

**TOTAL LIABILITIES AND SURPLUS . . . . . \$46,843.96**

## MONTCLAIR TOWN—ESSEX COUNTY

Population Census, 1950—43,775      Land Area 6.2 sq. mi.      Net Valuation Taxable \$84,914,790  
 1940—39,807

### EXPENDITURES AND RE- QUIRED PAYMENTS FOR 1950

<b>General Government</b>	
Administrative and executive . . .	\$195,185.62
Assessment and collection of taxes . . .	42,424.23
Finance Department . . . . .	51,282.11
<b>Protection to Persons &amp; Property</b>	
Fire . . . . .	369,837.48
Police . . . . .	379,644.13
Other . . . . .	31,242.73
<b>Streets and Roads</b>	
Repairs and maintenance . . . . .	264,486.57
Street lighting . . . . .	73,200.00
<b>Sanitation</b>	
Street cleaning . . . . .	203,716.00
Garbage and ash removal . . . . .	57,381.99
Sewers . . . . .	104,843.50
<b>Health and Charities</b>	
Health service . . . . .	71,530.00
Poor (including relief) . . . . .	1,970.00
Hospitals (aid and maintenance) . . . . .	1,970.00
Other . . . . .	1,970.00
<b>Recreation</b>	
Beaches and boardwalks . . . . .	135,385.04
Parks and playgrounds . . . . .	Other . . . . .
<b>Educational</b>	
(Exclusive of school districts) . . . . .	131,854.00
<b>Unclassified Purposes</b>	
(Including contingent) . . . . .	3,500.00
<b>SUB-TOTAL—Municipal functions..</b>	<b>\$2,117,483.40</b>

<b>Per Capita—Municipal functions . . . . .</b>	<b>\$48.37</b>
Capital imp'ts and capital imp't fund	\$14,100.00
<b>Debt Service</b>	
Principal payments . . . . .	\$486,000.00
Interest payments . . . . .	168,250.75
<b>Total . . . . .</b>	<b>654,250.75</b>

<b>Per Capita Debt Service . . . . .</b>	<b>\$14.95</b>
<b>Deferred Charges and Statutory Expenditures</b>	
Emergencies . . . . .	\$15,000.00
Other deferred chgs. . . . .	161,144.00
<b>Total . . . . .</b>	<b>176,144.00</b>

**TOTAL—Municipal expenditures . . . . . \$2,961,978.15**

<b>Required Payments for Local School, County, and Special District Taxes . . . . .</b>	<b>2,519,785.42</b>
-----------------------------------------------------------------------------------------	---------------------

**TOTAL EXPENDITURES AND REQUIRED PAYMENTS . . . . . \$5,481,763.57**

Reserve for uncollected taxes . . . . . \$432,164.33

**GRAND TOTAL—Budget . . . . . \$5,913,927.90**

### RECEIPTS AND REVENUES REALIZED IN 1950 TO MEET EXPENDITURES AND RE- QUIRED PAYMENTS

Surplus revenue appropriated . . . . .	\$431,200.00
Miscellaneous revenues realized . . . . .	595,496.00
State aid revenues realized . . . . .	26,840.00
<b>Delinquent taxes including</b>	
liens—1950 collections . . . . .	164,744.22
Current taxes—1950 collections . . . . .	4,565,548.65
Emergency borrowings . . . . .	Other . . . . .

**TOTAL RECEIPTS AND REVENUES REALIZED . . . . . \$5,783,828.87**

### CAPITAL OUTLAY—1950

Beaches and boardwalks . . . . .	Buildings and equipment . . . . .	\$1,945,496.07
Parks and playgrounds . . . . .	1,437.12	
Sewers . . . . .	60,906.93	
Streets, roads and bridges . . . . .	56,557.34	
Water supply . . . . .	81,946.10	
Other . . . . .	64,997.80	

<b>Tax rate . . . . .</b>	<b>\$5.57</b>
Local school tax rate . . . . .	2.05
County tax rate . . . . .	0.92
Local purpose tax rate . . . . .	2.60

### TAXES

Local school tax . . . . .	\$1,737,695.00	
County taxes . . . . .	782,090.42	
Special district taxes . . . . .	Other . . . . .	
<b>Local purpose levy . . . . .</b>		<b>\$2,519,785.42</b>
		<b>2,218,366.93</b>
<b>Total tax levy (tax duplicate) . .</b>		<b>\$4,738,152.35</b>

**Per Capita Total Tax Levy . . . . . \$108.24**

### Current

1950 taxes levied (total) . . . . .	\$4,761,318.82
Collected in 1950 . . . . .	4,565,548.65
Per cent of levy col- lected in 1950 . . . . .	95.89
Transferred to liens . . . . .	4,116.23
Cancelled, abated or adjusted . . . . .	27,234.51
Outstanding December 31, 1950 . . . . .	\$164,419.43

### All Prior Years Outstanding

Balance January 1, 1950 . . . . .	\$288,992.07
Collected in 1950 . . . . .	164,307.32
Balance December 31, 1950 . . . . .	\$64,366.40

### Tax Title Liens Outstanding

Balance January 1, 1950 . . . . .	\$28,817.34
Redeemed by cash . . . . .	436.90
Balance December 31, 1950 . . . . .	\$33,081.53

### Property Acquired by Deed or Foreclosure

Balance January 1, 1950 . . . . .	\$115,800.00
Sale for cash . . . . .	850.00
Balance December 31, 1950 . . . . .	\$114,300.00

### CAPITAL DEBT, DECEMBER 31, 1950

#### Gross Debt

School debt . . . . .	\$4,154,000.00
Self-liquidating debt. . . . .	2,290,765.00
Other capital debt . . . . .	4,068,513.00

**TOTAL GROSS DEBT . . . . . \$10,513,278.00**

**Per Capita Gross Debt . . . . . \$240.17**

#### Deductions for

School debt . . . . .	\$4,154,000.00
Self-liquidating debt. . . . .	2,290,765.00
Other capital debt . . . . .	164,000.00

**TOTAL DEDUCTIONS . . . . . 6,608,765.00**

**NET DEBT . . . . . \$3,904,513.00**

#### Average Assessed Valuations

Real Property 1948-1949-1950 . . . . .	\$76,697,890.00
Per Cent of Net Debt . . . . .	5.09

### CURRENT FINANCES DECEMBER 31, 1950

Cash . . . . .	\$1,505,467.21
Taxes receivable . . . . .	228,785.83
Tax title liens . . . . .	33,081.53
Foreclosed property . . . . .	114,300.00
Accounts receivable . . . . .	7,158.21
State road aid receivable . . . . .	Other . . . . .
Emergencies and deferred charges . . . . .	13,625.00
<b>TOTAL ASSETS . . . . . \$1,902,417.78</b>	

Cash liabilities . . . . .	\$630,830.13
Reserves . . . . .	383,325.57
Surplus revenue . . . . .	888,262.08

**TOTAL LIABILITIES AND SURPLUS . . . . . \$1,902,417.78**

**MONTGOMERY TOWNSHIP—SOMERSET COUNTY**

Population Census, 1950—3,816      Land Area 31.8 sq. mi.      Net Valuation Taxable \$1,960,101  
 1940—3,360

**EXPENDITURES AND REQUIRED PAYMENTS FOR 1950**

**General Government**

Administrative and executive . . . \$8,160.00  
 Assessment and collection of taxes . . . 3,230.00  
 Finance Department . . . . . 625.00

**Protection to Persons & Property**

Fire . . . . . 2,850.00  
 Police . . . . .  
 Other . . . . .

**Streets and Roads**

Repairs and maintenance . . . . . 34,550.00  
 Street lighting . . . . .

**Sanitation**

Street cleaning . . . . .  
 Garbage and ash removal . . . . .  
 Sewers . . . . .

**Health and Charities**

Health service . . . . . 1,167.50  
 Poor (including relief) . . . . . 305.00  
 Hospitals (aid and maintenance) . . . . . 200.00  
 Other . . . . .

**Recreation**

Beaches and boardwalks . . . . .  
 Parks and playgrounds . . . . .  
 Other . . . . . 1,200.00

**Educational**  
 (Exclusive of school districts) . . . . .

**Unclassified Purposes**  
 (Including contingent) . . . . . 1,220.32

**SUB-TOTAL—Municipal functions..** \$53,507.82

**Per Capita—Municipal functions . . . . . \$14.02**

Capital imp'ts and capital imp't fund . . . . . \$4,400.00

**Debt Service**

Principal payments . . . . . \$571.32  
 Interest payments . . . . . 6.64

Total . . . . . 577.96

**Per Capita Debt Service . . . . . \$0.15**

**Deferred Charges and Statutory Expenditures**

Emergencies . . . . .  
 Other deferred chgs. . . . . \$147.86

Total . . . . . 147.86

**TOTAL—Municipal expenditures . . .** \$58,633.64

**Required Payments for Local School, County, and Special District Taxes . . . . .** 62,474.07

**TOTAL EXPENDITURES AND REQUIRED PAYMENTS . . . . .** \$128,107.71

Reserve for uncollected taxes . . . . . \$20,138.77

**GRAND TOTAL—Budget . . . . .** \$148,246.48

**RECEIPTS AND REVENUES REALIZED IN 1950 TO MEET EXPENDITURES AND REQUIRED PAYMENTS**

Surplus revenue appropriated . . . . . \$12,000.00  
 Miscellaneous revenues realized . . . . . 24,652.12  
 State aid revenues realized . . . . . 9,253.00  
 Delinquent taxes including liens—1950 collections . . . . . 8,095.30  
 Current taxes—1950 collections.. . . . 88,645.36  
 Emergency borrowings . . . . .

**TOTAL RECEIPTS AND REVENUES REALIZED . . . . .** \$142,645.78

**CAPITAL OUTLAY—1950**

Beaches and boardwalks . . . . .  
 Buildings and equipment . . . . .  
 Parks and playgrounds . . . . .  
 Sewers . . . . .  
 Streets, roads and bridges . . . . .  
 Water supply . . . . .  
 Other . . . . .

**Tax rate . . . . . \$5.11**

Local school tax rate . . . . . 2.62  
 County tax rate . . . . . 0.93  
 Local purpose tax rate . . . . . 1.56

**TAXES**

Local school tax . . . . . \$51,327.25  
 County taxes . . . . . 18,146.82  
 Special district taxes . . . . .

Local purpose levy . . . . . \$69,474.07  
 30,607.45

**Total tax levy (tax duplicate) ..** \$100,081.52

**Per Capita Total Tax Levy . . . . . \$26.23**

**Current**

1950 taxes levied (total) . . . . . \$102,164.97  
 Collected in 1950 . . . . . 88,645.36  
 Per cent of levy collected in 1950 . . . . . 86.76  
 Transferred to liens . . . . . 590.32  
 Cancelled, abated or adjusted . . . . . 420.07  
 Outstanding December 31, 1950 .. \$12,509.22

**All Prior Years Outstanding**

Balance January 1, 1950 . . . . . \$8,265.41  
 Collected in 1950 . . . . . 8,053.92  
 Balance December 31, 1950 . . . . . \$147.70

**Tax Title Liens Outstanding**

Balance January 1, 1950 . . . . . \$11,576.52  
 Redeemed by cash . . . . . 41.38  
 Balance December 31, 1950 . . . . . \$12,142.49

**Property Acquired by Deed or Foreclosure**

Balance January 1, 1950 . . . . . \$1,700.00  
 Sale for cash . . . . . 2,210.00  
 Balance December 31, 1950 . . . . .

**CAPITAL DEBT, DECEMBER 31, 1950**

**Gross Debt**

School debt . . . . .  
 Self-liquidating debt. . . . .  
 Other capital debt .. . . .

**TOTAL GROSS DEBT . . . . .**

**Per Capita Gross Debt . . . . .**

**Deductions for**

School debt . . . . .  
 Self-liquidating debt. . . . .  
 Other capital debt .. . . .

**TOTAL DEDUCTIONS . . . . .**

**NET DEBT . . . . .**

**Average Assessed Valuations**

Real Property 1948-1949-1950.. \$1,745,336.00  
 Per Cent of Net Debt . . . . .

**CURRENT FINANCES DECEMBER 31, 1950**

Cash . . . . . \$63,183.17  
 Taxes receivable . . . . . 12,656.92  
 Tax title liens . . . . . 12,142.49  
 Foreclosed property . . . . .  
 Accounts receivable . . . . . 63.40  
 State road aid receivable . . . . .  
 Emergencies and deferred charges .. 670.32

**TOTAL ASSETS . . . . .** \$88,716.30

Cash liabilities . . . . . \$36,547.89  
 Reserves . . . . . 24,862.81  
 Surplus revenue . . . . . 27,305.60

**TOTAL LIABILITIES AND SURPLUS . . . . .** \$88,716.30

## MONTVALE BOROUGH—BERGEN COUNTY

Population Census, 1950—1,882      Land Area 4.0 sq. mi.      Net Valuation Taxable \$1,475,219  
 1940—1,342

<b>EXPENDITURES AND REQUIRED PAYMENTS FOR 1950</b>	
<b>General Government</b>	
Administrative and executive . . . . .	\$10,175.54
Assessment and collection of taxes	2,882.16
Finance Department . . . . .	.....
<b>Protection to Persons &amp; Property</b>	
Fire . . . . .	3,490.00
Police . . . . .	16,703.88
Other . . . . .	.....
<b>Streets and Roads</b>	
Repairs and maintenance . . . . .	8,333.00
Street lighting . . . . .	2,337.38
<b>Sanitation</b>	
Street cleaning . . . . .	.....
Garbage and ash removal . . . . .	.....
Sewers . . . . .	.....
<b>Health and Charities</b>	
Health service . . . . .	724.92
Poor (including relief) . . . . .	753.00
Hospitals (aid and maintenance) . . . . .	.....
Other . . . . .	.....
<b>Recreation</b>	
Beaches and boardwalks . . . . .	.....
Parks and playgrounds . . . . .	.....
Other . . . . .	.....
<b>Educational</b>	
(Exclusive of school districts) . . . . .	175.00
<b>Unclassified Purposes</b>	
(Including contingent) . . . . .	883.16
<b>SUB-TOTAL—Municipal functions..</b>	<b>\$46,458.04</b>
<b>Per Capita—Municipal functions . . . . .</b>	<b>\$24.69</b>
Capital imp'ts and capital imp't fund	\$700.00
<b>Debt Service</b>	
Principal payments . . . . .	\$7,031.34
Interest payments . . . . .	480.87
<b>Total . . . . .</b>	<b>7,512.21</b>
<b>Per Capita Debt Service . . . . .</b>	
<b>\$3.99</b>	
<b>Deferred Charges and Statutory Expenditures</b>	
Emergencies . . . . .	.....
Other deferred chgs. . . . .	\$38.92
<b>Total . . . . .</b>	<b>38.92</b>
<b>TOTAL—Municipal expenditures . . . . .</b>	<b>\$54,709.17</b>
<b>Required Payments for Local School, County, and Special District Taxes . . . . .</b>	
<b>74,875.51</b>	
<b>TOTAL EXPENDITURES AND REQUIRED PAYMENTS . . . . .</b>	<b>\$129,584.68</b>
Reserve for uncollected taxes . . . . .	\$12,310.14
<b>GRAND TOTAL—Budget . . . . .</b>	<b>\$141,894.82</b>
<b>RECEIPTS AND REVENUES REALIZED IN 1950 TO MEET EXPENDITURES AND REQUIRED PAYMENTS</b>	
Surplus revenue appropriated . . . . .	\$6,239.00
Miscellaneous revenues realized . . . . .	26,194.97
State aid revenues realized . . . . .	2,877.20
<b>Delinquent taxes including</b>	
liens—1950 collections . . . . .	11,317.99
Current taxes—1950 collections..	95,957.20
Emergency borrowings . . . . .	.....
<b>TOTAL RECEIPTS AND REVENUES REALIZED . . . . .</b>	<b>\$142,586.36</b>

Tax rate . . . . .	<b>\$7.17</b>
Local school tax rate . . . . .	4.26
County tax rate . . . . .	0.81
Local purpose tax rate . . . . .	2.10
<b>TAXES</b>	
Local school tax . . . . .	\$62,870.00
County taxes . . . . .	12,005.51
Special district taxes . . . . .	.....
<b>Local purpose levy . . . . .</b>	<b>\$74,875.51</b>
<b>Total tax levy (tax duplicate) ..</b>	<b>\$105,768.87</b>
<b>Per Capita Total Tax Levy . . . . .</b>	
<b>\$56.20</b>	
<b>Current</b>	
1950 taxes levied (total) . . . . .	\$106,946.83
Collected in 1950 . . . . .	95,957.20
Per cent of levy collected in 1950 . . . . .	89.72
Transferred to liens . . . . .	39.67
Cancelled, abated or adjusted . . . . .	740.30
Outstanding December 31, 1950 ..	\$10,209.66
<b>All Prior Years Outstanding</b>	
Balance January 1, 1950 . . . . .	\$11,559.59
Collected in 1950 . . . . .	11,317.99
Balance December 31, 1950 . . . . .	.....
<b>Tax Title Liens Outstanding</b>	
Balance January 1, 1950 . . . . .	\$148.32
Redeemed by cash . . . . .	.....
Balance December 31, 1950 . . . . .	\$131.87
<b>Property Acquired by Deed or Foreclosure</b>	
Balance January 1, 1950 . . . . .	\$18,889.00
Sale for cash . . . . .	7,544.00
Balance December 31, 1950 . . . . .	\$12,565.00

### CAPITAL DEBT, DECEMBER 31, 1950

<b>Gross Debt</b>	
School debt . . . . .	.....
Self-liquidating debt. . . . .	.....
Other capital debt . . . . .	\$34,406.00
<b>TOTAL GROSS DEBT . . . . .</b>	<b>\$34,406.00</b>
<b>Per Capita Gross Debt . . . . .</b>	
<b>\$18.28</b>	
<b>Deductions for</b>	
School debt . . . . .	.....
Self-liquidating debt. . . . .	.....
Other capital debt . . . . .	\$1,568.00
<b>TOTAL DEDUCTIONS . . . . .</b>	<b>1,568.00</b>
<b>NET DEBT . . . . .</b>	<b>\$32,838.00</b>
<b>Average Assessed Valuations</b>	
Real Property 1948-1949-1950..	\$1,376,531.00
Per Cent of Net Debt . . . . .	2.38

### CURRENT FINANCES DECEMBER 31, 1950

Cash . . . . .	\$22,734.61
Taxes receivable . . . . .	10,209.66
Tax title liens . . . . .	131.87
Foreclosed property . . . . .	12,565.00
Accounts receivable . . . . .	354.18
State road aid receivable . . . . .	.....
Emergencies and deferred charges . . . . .	700.00
<b>TOTAL ASSETS . . . . .</b>	<b>\$46,695.32</b>
Cash liabilities . . . . .	\$6,813.82
Reserves . . . . .	23,260.71
Surplus revenue . . . . .	16,620.79
<b>TOTAL LIABILITIES AND SURPLUS . . . . .</b>	<b>\$46,695.32</b>

### CAPITAL OUTLAY—1950

Beaches and boardwalks . . . . .	.....
Buildings and equipment . . . . .	.....
Parks and playgrounds . . . . .	.....
Sewers . . . . .	.....
Streets, roads and bridges . . . . .	.....
Water supply . . . . .	.....
Other . . . . .	.....

## MONTVILLE TOWNSHIP—MORRIS COUNTY

Population Census, 1950—4,152      Land Area 18.3 sq. mi.      Net Valuation Taxable \$2,128,171  
 1940—3,207

<b>EXPENDITURES AND RE- QUIRED PAYMENTS FOR 1950</b>	
<b>General Government</b>	
Administrative and executive .....	\$8,495.00
Assessment and collection of taxes .....	4,805.00
Finance Department .....	.....
<b>Protection to Persons &amp; Property</b>	
Fire .....	.....
Police .....	11,375.00
Other .....	360.00
<b>Streets and Roads</b>	
Repairs and maintenance .....	24,997.78
Street lighting .....	.....
<b>Sanitation</b>	
Street cleaning .....	.....
Garbage and ash removal .....	.....
Sewers .....	.....
<b>Health and Charities</b>	
Health service .....	1,425.00
Poor (including relief) .....	2,650.00
Hospitals (aid and maintenance) .....	.....
Other .....	.....
<b>Recreation</b>	
Beaches and boardwalks .....	.....
Parks and playgrounds .....	.....
Other .....	14.00
<b>Educational</b>	
(Exclusive of school districts) ..	500.00
<b>Unclassified Purposes</b>	
(Including contingent) .....	1,050.00
<b>SUB-TOTAL—Municipal functions..</b>	<b>\$55,671.78</b>

<b>Per Capita—Municipal functions ...</b>	<b>\$13.41</b>
Capital imp'ts and capital imp't fund	\$12,000.00
<b>Debt Service</b>	
Principal payments ..	.....
Interest payments ..	.....
<b>Total .....</b>	<b>.....</b>
<b>Per Capita Debt Service .....</b>	
<b>Deferred Charges and Statutory Expenditures</b>	
Emergencies .....	\$1,500.00
Other deferred chgs.	370.88
<b>Total .....</b>	<b>1,870.88</b>
<b>TOTAL—Municipal expenditures ...</b>	<b>\$69,542.66</b>

<b>Required Payments for Local School, County, and Special District Taxes .....</b>	<b>147,137.35</b>
-------------------------------------------------------------------------------------	-------------------

<b>TOTAL EXPENDITURES AND REQUIRED PAYMENTS .....</b>	<b>\$216,680.01</b>
Reserve for uncollected taxes .....	\$30,186.32
<b>GRAND TOTAL—Budget .....</b>	<b>\$246,866.33</b>

<b>RECEIPTS AND REVENUES REALIZED IN 1950 TO MEET EXPENDITURES AND REQUIRED PAYMENTS</b>	
Surplus revenue appropriated ..	\$29,000.00
Miscellaneous revenues realized.	40,642.19
State aid revenues realized .....	5,826.80
<b>Delinquent taxes including</b>	
liens—1950 collections .....	15,711.66
Current taxes—1950 collections..	149,100.84
Emergency borrowings .....	.....
<b>TOTAL RECEIPTS AND REVENUES REALIZED .....</b>	<b>\$240,281.49</b>

<b>CAPITAL OUTLAY—1950</b>	
Beaches and boardwalks .....	.....
Buildings and equipment .....	.....
Parks and playgrounds .....	.....
Sewers .....	.....
Streets, roads and bridges .....	.....
Water supply .....	.....
Other .....	.....

<b>Tax rate .....</b>	<b>\$7.08</b>
Local school tax rate .....	5.21
County tax rate .....	1.00
Local purpose tax rate .....	0.87

<b>TAXES</b>	
Local school tax ...	\$110,913.06
County taxes .....	21,374.29
Special district taxes .....	14,850.00
<b>Local purpose levy .....</b>	<b>\$147,137.35</b>
<b>Total tax levy (tax duplicate) ..</b>	<b>\$165,508.33</b>
<b>Per Capita Total Tax Levy .....</b>	
	<b>\$39.86</b>

<b>Current</b>	
1950 taxes levied (total) .....	\$167,247.10
Collected in 1950 .....	149,100.84
Per cent of levy collected in 1950 ...	89.15
Transferred to liens .....	773.16
Cancelled, abated or adjusted ..	835.47
Outstanding December 31, 1950 ..	\$16,537.63

<b>All Prior Years Outstanding</b>	
Balance January 1, 1950 .....	\$16,800.69
Collected in 1950 .....	15,671.03
Balance December 31, 1950 .....	\$751.91

<b>Tax Title Liens Outstanding</b>	
Balance January 1, 1950 .....	\$8,168.95
Redeemed by cash .....	40.63
Balance December 31, 1950 .....	\$8,961.07

<b>Property Acquired by Deed or Foreclosure</b>	
Balance January 1, 1950 .....	\$3,600.00
Sale for cash .....	.....
Balance December 31, 1950 .....	\$3,600.00

<b>CAPITAL DEBT, DECEMBER 31, 1950</b>	
<b>Gross Debt</b>	
School debt .....	\$16,000.00
Self-liquidating debt. ....	.....
Other capital debt ..	.....
<b>TOTAL GROSS DEBT .....</b>	<b>\$16,000.00</b>
<b>Per Capita Gross Debt .....</b>	<b>\$3.85</b>

<b>Deductions for</b>	
School debt .....	\$16,000.00
Self-liquidating debt. ....	.....
Other capital debt ..	.....
<b>TOTAL DEDUCTIONS .....</b>	<b>16,000.00</b>
<b>NET DEBT .....</b>	<b>.....</b>

<b>Average Assessed Valuations</b>	
Real Property 1948-1949-1950..	\$1,947,433.00
<b>Per Cent of Net Debt .....</b>	<b>.....</b>

<b>CURRENT FINANCES DECEMBER 31, 1950</b>	
Cash .....	\$100,980.81
Taxes receivable .....	17,289.54
Tax title liens .....	8,961.07
Foreclosed property .....	3,600.00
Accounts receivable .....	3,492.03
State road aid receivable .....	2,567.27
Emergencies and deferred charges ..	751.37
<b>TOTAL ASSETS .....</b>	<b>\$137,642.09</b>

Cash liabilities .....	\$8,975.26
Reserves .....	33,342.64
Surplus revenue .....	95,324.19
<b>TOTAL LIABILITIES AND SURPLUS .....</b>	<b>\$137,642.09</b>

**MOONACHIE BOROUGH—BERGEN COUNTY**

Population Census, 1950—1,763  
1940—1,554

Land Area 1.6 sq. mi.

Net Valuation Taxable \$740,394

<b>EXPENDITURES AND REQUIRED PAYMENTS FOR 1950</b>	
<b>General Government</b>	
Administrative and executive .....	\$4,678.00
Assessment and collection of taxes .....	2,041.40
Finance Department .....	410.00
<b>Protection to Persons &amp; Property</b>	
Fire .....	5,100.00
Police .....	5,650.00
Other .....	.....
<b>Streets and Roads</b>	
Repairs and maintenance .....	3,200.00
Street lighting .....	1,850.00
<b>Sanitation</b>	
Street cleaning .....	.....
Garbage and ash removal .....	2,445.60
Sewers .....	.....
<b>Health and Charities</b>	
Health service .....	300.00
Poor (including relief) .....	500.00
Hospitals (aid and maintenance) .....	.....
Other .....	.....
<b>Recreation</b>	
Beaches and boardwalks .....	.....
Parks and playgrounds .....	75.00
Other .....	.....
<b>Educational</b>	
(Exclusive of school districts) ..	.....
<b>Unclassified Purposes</b>	
(Including contingent) .....	400.00
<b>SUB-TOTAL—Municipal functions..</b>	<b>\$26,650.00</b>

<b>Per Capita—Municipal functions ...</b>	<b>\$15.12</b>
Capital imp'ts and capital imp't fund .....	.....
<b>Debt Service</b>	
Principal payments ..	.....
Interest payments ..	.....
<b>Total .....</b>	<b>.....</b>
<b>Per Capita Debt Service .....</b>	
<b>Deferred Charges and Statutory Expenditures</b>	
Emergencies .....	\$2,650.00
Other deferred chgs.	6,364.24
<b>Total .....</b>	<b>\$9,014.24</b>

<b>TOTAL—Municipal expenditures ..</b>	<b>\$35,664.24</b>
<b>Required Payments for Local School, County, and Special District Taxes .....</b>	<b>53,128.90</b>
<b>TOTAL EXPENDITURES AND REQUIRED PAYMENTS .....</b>	<b>\$88,793.14</b>
Reserve for uncollected taxes .....	\$9,312.44
<b>GRAND TOTAL—Budget .....</b>	<b>\$98,105.58</b>

<b>RECEIPTS AND REVENUES REALIZED IN 1950 TO MEET EXPENDITURES AND REQUIRED PAYMENTS</b>	
Surplus revenue appropriated ..	\$17,000.00
Miscellaneous revenues realized.	37,498.54
State aid revenues realized .....	1,668.40
Delinquent taxes including	.....
liens—1950 collections .....	6,469.93
Current taxes—1950 collections..	43,586.26
Emergency borrowings .....	.....
<b>TOTAL RECEIPTS AND REVENUES REALIZED .....</b>	<b>\$106,223.13</b>

<b>CAPITAL OUTLAY—1950</b>	
Beaches and boardwalks .....	.....
Buildings and equipment .....	.....
Parks and playgrounds .....	.....
Sewers .....	.....
Streets, roads and bridges .....	\$13,489.14
Water supply .....	.....
Other .....	.....

<b>Tax rate .....</b>	<b>\$7.39</b>
Local school tax rate .....	6.36
County tax rate .....	0.81
Local purpose tax rate .....	0.22

<b>TAXES</b>	
Local school tax ...	\$47,108.78
County taxes .....	6,020.12
Special district taxes .....	.....
<b>Local purpose levy .....</b>	<b>1,537.68</b>
<b>Total tax levy (tax duplicate) ..</b>	<b>\$54,666.58</b>

<b>Per Capita Total Tax Levy .....</b>		<b>\$31.01</b>
<b>Current</b>		
1950 taxes levied (total) .....	\$55,135.76	
Collected in 1950 .....	43,586.26	
Per cent of levy collected in 1950 ..	79.05	
Transferred to liens .....	1,642.41	
Cancelled, abated or adjusted ..	49.88	
Outstanding December 31, 1950 ..	\$9,700.27	

<b>All Prior Years Outstanding</b>	
Balance January 1, 1950 .....	\$8,502.04
Collected in 1950 .....	5,660.88
Balance December 31, 1950 .....	\$2,841.16

<b>Tax Title Liens Outstanding</b>	
Balance January 1, 1950 .....	\$32,481.75
Redeemed by cash .....	809.05
Balance December 31, 1950 .....	\$31,891.32

<b>Property Acquired by Deed or Foreclosure</b>	
Balance January 1, 1950 .....	\$12,010.24
Sale for cash .....	5,510.24
Balance December 31, 1950 .....	\$6,501.00

**CAPITAL DEBT, DECEMBER 31, 1950**

<b>Gross Debt</b>	
School debt .....	.....
Self-liquidating debt.	.....
Other capital debt ..	\$25,836.00
<b>TOTAL GROSS DEBT .....</b>	<b>\$25,836.00</b>
<b>Per Capita Gross Debt .....</b>	<b>\$14.65</b>

<b>Deductions for</b>	
School debt .....	.....
Self-liquidating debt.	.....
Other capital debt ..	.....
<b>TOTAL DEDUCTIONS .....</b>	<b>.....</b>
<b>NET DEBT .....</b>	<b>\$25,836.00</b>

<b>Average Assessed Valuations</b>	
Real Property 1948-1949-1950..	\$676,300.00
Per Cent of Net Debt .....	3.82

**CURRENT FINANCES DECEMBER 31, 1950**

Cash .....	\$44,899.46
Taxes receivable .....	12,541.43
Tax title liens .....	31,891.32
Foreclosed property .....	6,501.00
Accounts receivable .....	24,877.33
State road aid receivable .....	.....
Emergencies and deferred charges ..	820.64
<b>TOTAL ASSETS .....</b>	<b>\$121,531.18</b>
Cash liabilities .....	\$30,092.47
Reserves .....	75,811.08
Surplus revenue .....	15,627.63
<b>TOTAL LIABILITIES AND SURPLUS .....</b>	<b>\$121,531.18</b>

**MOORESTOWN TOWNSHIP—BURLINGTON COUNTY**

Population Census, 1950—9,116  
1940—7,749

Land Area 14.88 sq. mi.

Net Valuation Taxable \$6,599,815

**EXPENDITURES AND REQUIRED PAYMENTS FOR 1950**

<b>General Government</b>	
Administrative and executive . . . . .	\$18,741.99
Assessment and collection of taxes	12,479.08
Finance Department . . . . .	4,445.57
<b>Protection to Persons &amp; Property</b>	
Fire . . . . .	3,938.31
Police . . . . .	55,414.96
Other . . . . .	.....
<b>Streets and Roads</b>	
Repairs and maintenance . . . . .	33,934.51
Street lighting . . . . .	13,766.20
<b>Sanitation</b>	
Street cleaning . . . . .	.....
Garbage and ash removal . . . . .	165.00
Sewers . . . . .	.....
<b>Health and Charities</b>	
Health service . . . . .	2,087.40
Poor (including relief) . . . . .	2,482.34
Hospitals (aid and maintenance) . . . . .	.....
Other . . . . .	.....
<b>Recreation</b>	
Beaches and boardwalks . . . . .	.....
Parks and playgrounds . . . . .	9,565.31
Other . . . . .	10,000.00
<b>Educational</b>	
(Exclusive of school districts) ..	6,000.00
<b>Unclassified Purposes</b>	
(Including contingent) . . . . .	8,090.63
<b>SUB-TOTAL—Municipal functions..</b>	<b>\$177,172.99</b>

<b>Per Capita—Municipal functions . . . . .</b>	
Capital imp'ts and capital imp't fund	\$19.44
Debt Service	\$3,000.00
Principal payments . . . . .	\$8,000.00
Interest payments ..	400.00
Total . . . . .	8,400.00
<b>Per Capita Debt Service . . . . .</b>	
Deferred Charges and Statutory Expenditures	\$0.92
Emergencies . . . . .	.....
Other deferred chgs. . . . .	\$3,210.77
Total . . . . .	3,210.77
<b>TOTAL—Municipal expenditures . . .</b>	<b>\$191,783.76</b>

<b>Required Payments for Local School, County and Special District Taxes . . . . .</b>	<b>363,385.91</b>
----------------------------------------------------------------------------------------	-------------------

<b>TOTAL EXPENDITURES AND REQUIRED PAYMENTS . . . . .</b>	<b>\$555,169.67</b>
Reserve for uncollected taxes . . . . .	\$42,819.40
<b>GRAND TOTAL—Budget . . . . .</b>	<b>\$597,989.07</b>

<b>RECEIPTS AND REVENUES REALIZED IN 1950 TO MEET EXPENDITURES AND REQUIRED PAYMENTS</b>	
Surplus revenue appropriated ..	\$17,500.00
Miscellaneous revenues realized.	81,580.04
State aid revenues realized . . . . .	7,722.00
Delinquent taxes including	.....
liens—1950 collections . . . . .	30,663.09
Current taxes—1950 collections..	445,405.74
Emergency borrowings . . . . .	.....
<b>TOTAL RECEIPTS AND REVENUES REALIZED . . . . .</b>	<b>\$582,870.87</b>

**CAPITAL OUTLAY—1950**

Beaches and boardwalks . . . . .	.....
Buildings and equipment . . . . .	.....
Parks and playgrounds . . . . .	.....
Sewers . . . . .	\$4,500.00
Streets, roads and bridges . . . . .	.....
Water supply . . . . .	2,224.43
Other . . . . .	.....

<b>Tax rate . . . . .</b>	<b>\$6.90</b>
Local school tax rate . . . . .	3.18
County tax rate . . . . .	1.93
Local purpose tax rate . . . . .	1.79

**TAXES**

Local school tax . . . . .	\$209,673.19
County taxes . . . . .	127,482.72
Special district taxes . . . . .	26,230.00
<b>Local purpose levy . . . . .</b>	<b>\$363,385.91</b>
<b>Total tax levy (tax duplicate) ..</b>	<b>117,110.25</b>
<b>Per Capita Total Tax Levy . . . . .</b>	<b>\$52.71</b>

<b>Current</b>	
1950 taxes levied (total) . . . . .	\$485,751.18
Collected in 1950 . . . . .	445,405.74
Per cent of levy collected in 1950 . . . . .	91.69
Transferred to liens . . . . .	1,603.22
Cancelled, abated or adjusted . . . . .	4,030.83
Outstanding December 31, 1950 ..	\$34,711.39

<b>All Prior Years Outstanding</b>	
Balance January 1, 1950 . . . . .	\$43,754.36
Collected in 1950 . . . . .	29,927.49
Balance December 31, 1950 . . . . .	\$13,826.87

<b>Tax Title Liens Outstanding</b>	
Balance January 1, 1950 . . . . .	\$23,386.12
Redeemed by cash . . . . .	725.75
Balance December 31, 1950 . . . . .	\$24,554.63

<b>Property Acquired by Deed or Foreclosure</b>	
Balance January 1, 1950 . . . . .	\$17,992.00
Sale for cash . . . . .	5,340.00
Balance December 31, 1950 . . . . .	\$18,197.00

**CAPITAL DEBT, DECEMBER 31, 1950**

<b>Gross Debt</b>	
School debt . . . . .	\$117,100.00
Self-liquidating debt. . . . .	104,000.00
Other capital debt ..	18,351.00
<b>TOTAL GROSS DEBT . . . . .</b>	<b>\$239,451.00</b>
<b>Per Capita Gross Debt . . . . .</b>	<b>\$26.27</b>

<b>Deductions for</b>	
School debt . . . . .	\$117,100.00
Self-liquidating debt. . . . .	104,000.00
Other capital debt ..	.....
<b>TOTAL DEDUCTIONS . . . . .</b>	<b>221,100.00</b>
<b>NET DEBT . . . . .</b>	<b>\$18,351.00</b>

<b>Average Assessed Valuations</b>	
Real Property 1948-1949-1950..	\$5,957,305.00
Per Cent of Net Debt . . . . .	0.30

**CURRENT FINANCES DECEMBER 31, 1950**

Cash . . . . .	\$145,797.57
Taxes receivable . . . . .	48,293.94
Tax title liens . . . . .	24,554.63
Foreclosed property . . . . .	18,197.00
Accounts receivable . . . . .	3,460.11
State road aid receivable . . . . .	.....
Emergencies and deferred charges ..	.....
<b>TOTAL ASSETS . . . . .</b>	<b>\$240,303.25</b>
Cash liabilities . . . . .	\$84,503.23
Reserves . . . . .	94,505.68
Surplus revenue . . . . .	61,294.34
<b>TOTAL LIABILITIES AND SURPLUS . . . . .</b>	<b>\$240,303.25</b>

MORRIS TOWNSHIP—MORRIS COUNTY

Population Census, 1950—7,452  
1940—6,107

Land Area 15.8 sq. mi.

Net Valuation Taxable \$8,867,793

**EXPENDITURES AND REQUIRED PAYMENTS FOR 1950**

<b>General Government</b>	
Administrative and executive .....	\$14,925.00
Assessment and collection of taxes .....	9,330.00
Finance Department .....	2,420.00
<b>Protection to Persons &amp; Property</b>	
Fire .....	35,011.65
Police .....	19,756.00
Other .....	.....
<b>Streets and Roads</b>	
Repairs and maintenance .....	51,575.08
Street lighting .....	16,000.00
<b>Sanitation</b>	
Street cleaning .....	.....
Garbage and ash removal .....	9,700.00
Sewers .....	.....
<b>Health and Charities</b>	
Health service .....	1,200.00
Poor (including relief) .....	13,469.55
Hospitals (aid and maintenance) .....	.....
Other .....	250.00
<b>Recreation</b>	
Beaches and boardwalks .....	.....
Parks and playgrounds .....	3,720.00
Other .....	.....
<b>Educational</b>	
(Exclusive of school districts) ..	1,900.00
<b>Unclassified Purposes</b>	
(Including contingent) .....	11,447.00
<b>SUB-TOTAL—Municipal functions..</b>	<b>\$190,704.28</b>

<b>Per Capita—Municipal functions .....</b>	<b>\$25.59</b>
Capital imp'ts and capital imp't fund	\$3,500.00
<b>Debt Service</b>	
Principal payments ..	\$8,350.22
Interest payments ..	106.71
<b>Total .....</b>	<b>8,456.93</b>
<b>Per Capita Debt</b>	
Service .....	\$1.13
<b>Deferred Charges and Statutory Expenditures</b>	
Emergencies .....	.....
Other deferred chgs. ..	\$16,442.85
<b>Total .....</b>	<b>16,442.85</b>

**TOTAL—Municipal expenditures ... \$219,104.06**

**Required Payments for Local School, County, and Special District Taxes 396,681.17**

**TOTAL EXPENDITURES AND REQUIRED PAYMENTS ..... \$615,785.23**

Reserve for uncollected taxes ..... \$96,840.46

**GRAND TOTAL—Budget ..... \$712,625.69**

**RECEIPTS AND REVENUES REALIZED IN 1950 TO MEET EXPENDITURES AND REQUIRED PAYMENTS**

Surplus revenue appropriated ..	\$66,773.52
Miscellaneous revenues realized ..	65,040.20
State aid revenues realized .....	9,260.03
<b>Delinquent taxes including</b>	
liens—1950 collections .....	36,809.91
Current taxes—1950 collections..	521,028.83
Emergency borrowings .....	.....
<b>TOTAL RECEIPTS AND REVENUES REALIZED .....</b>	<b>\$608,912.49</b>

**CAPITAL OUTLAY—1950**

Beaches and boardwalks .....	.....
Buildings and equipment .....	.....
Parks and playgrounds .....	.....
Sewers .....	.....
Streets, roads and bridges .....	.....
Water supply .....	.....
Other .....	.....

<b>Tax rate .....</b>	<b>\$6.26</b>
Local school tax rate .....	3.47
County tax rate .....	1.00
Local purpose tax rate .....	1.79

**TAXES**

Local school tax ...	\$307,716.96	
County taxes .....	88,964.21	
Special district taxes .....	.....	
<b>Local purpose levy .....</b>	<b>.....</b>	<b>\$396,681.17</b>
<b>Total tax levy (tax duplicate) ..</b>	<b>.....</b>	<b>157,892.50</b>
<b>Per Capita Total Tax Levy .....</b>	<b>.....</b>	<b>\$554,573.67</b>

<b>Current</b>	
1950 taxes levied (total) .....	\$560,242.32
Collected in 1950 .....	521,028.83
Per cent of levy collected in 1950 ...	93.00
Transferred to liens .....	4,073.25
Cancelled, abated or adjusted ...	4,682.89
Outstanding December 31, 1950 ..	\$30,457.35

<b>All Prior Years Outstanding</b>	
Balance January 1, 1950 .....	\$41,932.32
Collected in 1950 .....	33,085.65
Balance December 31, 1950 .....	\$8,356.32

<b>Tax Title Liens Outstanding</b>	
Balance January 1, 1950 .....	\$35,709.32
Redeemed by cash .....	3,724.26
Balance December 31, 1950 .....	\$33,871.44

<b>Property Acquired by Deed or Foreclosure</b>	
Balance January 1, 1950 .....	\$19,578.75
Sale for cash .....	1,418.00
Balance December 31, 1950 .....	\$22,653.75

**CAPITAL DEBT, DECEMBER 31, 1950**

<b>Gross Debt</b>	
School debt .....	\$116,500.00
Self-liquidating debt. ....	.....
Other capital debt ..	.....

**TOTAL GROSS DEBT ..... \$116,500.00**

**Per Capita Gross Debt ..... \$15.63**

<b>Deductions for</b>	
School debt .....	\$116,500.00
Self-liquidating debt. ....	.....
Other capital debt ..	.....

**TOTAL DEDUCTIONS ..... 116,500.00**

**NET DEBT .....**

<b>Average Assessed Valuations</b>	
Real Property 1948-1949-1950..	\$7,716,235.00
Per Cent of Net Debt .....	.....

**CURRENT FINANCES DECEMBER 31, 1950**

Cash .....	\$169,202.74
Taxes receivable .....	38,813.67
Tax title liens .....	33,871.44
Foreclosed property .....	22,653.75
Accounts receivable .....	3,009.58
State road aid receivable .....	.....
Emergencies and deferred charges ..	1,212.50

**TOTAL ASSETS ..... \$268,763.68**

Cash liabilities .....	\$39,062.71
Reserves .....	98,348.44
Surplus revenue .....	131,352.53

**TOTAL LIABILITIES AND SURPLUS ..... \$268,763.68**

**MORRIS PLAINS BOROUGH—MORRIS COUNTY**

Population Census, 1950—2,694  
1940—2,018

Land Area 2.5 sq. mi.

Net Valuation Taxable \$2,814,797

**EXPENDITURES AND RE-  
QUIRED PAYMENTS FOR 1950**

<b>General Government</b>	
Administrative and executive . . . . .	\$11,825.50
Assessment and collection of taxes	4,600.00
Finance Department . . . . .	.....
<b>Protection to Persons &amp; Property</b>	
Fire . . . . .	7,334.81
Police . . . . .	8,600.00
Other . . . . .	.....
<b>Streets and Roads</b>	
Repairs and maintenance . . . . .	23,225.00
Street lighting . . . . .	3,800.00
<b>Sanitation</b>	
Street cleaning . . . . .	.....
Garbage and ash removal . . . . .	8,791.69
Sewers . . . . .	.....
<b>Health and Charities</b>	
Health service . . . . .	1,900.00
Poor (including relief) . . . . .	200.00
Hospitals (aid and maintenance) . . . . .	200.00
Other . . . . .	.....
<b>Recreation</b>	
Beaches and boardwalks . . . . .	.....
Parks and playgrounds . . . . .	1,250.00
Other . . . . .	.....
<b>Educational</b>	
(Exclusive of school districts) . . . . .	1,200.00
<b>Unclassified Purposes</b>	
(Including contingent) . . . . .	1,500.00
<b>SUB-TOTAL—Municipal functions..</b>	<b>\$74,427.00</b>

<b>Per Capita—Municipal functions . . . . .</b>	<b>\$27.63</b>
Capital imp'ts and capital imp't fund	\$12,323.33
<b>Debt Service</b>	
Principal payments . . . . .	\$4,500.00
Interest payments . . . . .	513.75
Total . . . . .	5,013.75
<b>Per Capita Debt Service . . . . .</b>	<b>\$1.86</b>
<b>Deferred Charges and Statutory Expenditures</b>	
Emergencies . . . . .	.....
Other deferred chgs. . . . .	\$306.50
Total . . . . .	306.50

<b>TOTAL—Municipal expenditures . . . . .</b>	<b>\$92,070.58</b>
<b>Required Payments for Local School, County, and Special District Taxes . . . . .</b>	<b>142,067.61</b>
<b>TOTAL EXPENDITURES AND REQUIRED PAYMENTS . . . . .</b>	<b>\$234,138.19</b>
Reserve for uncollected taxes . . . . .	\$23,189.01
<b>GRAND TOTAL—Budget . . . . .</b>	<b>\$257,327.20</b>

<b>RECEIPTS AND REVENUES REALIZED IN 1950 TO MEET EXPENDITURES AND REQUIRED PAYMENTS</b>	
Surplus revenue appropriated . . . . .	\$32,000.00
Miscellaneous revenues realized . . . . .	34,628.74
State aid revenues realized . . . . .	3,026.40
Delinquent taxes including	.....
liens—1950 collections . . . . .	6,768.00
Current taxes—1950 collections . . . . .	185,645.78
Emergency borrowings . . . . .	.....
<b>TOTAL RECEIPTS AND REVENUES REALIZED . . . . .</b>	<b>\$262,068.92</b>

**CAPITAL OUTLAY—1950**

Beaches and boardwalks . . . . .	.....
Buildings and equipment . . . . .	.....
Parks and playgrounds . . . . .	.....
Sewers . . . . .	.....
Streets, roads and bridges . . . . .	\$3,313.15
Water supply . . . . .	.....
Other . . . . .	.....

<b>Tax rate . . . . .</b>	<b>\$6.74</b>
Local school tax rate . . . . .	4.04
County tax rate . . . . .	1.00
Local purpose tax rate . . . . .	1.70

**TAXES**

Local school tax . . . . .	\$113,802.95
County taxes . . . . .	28,264.66
Special district taxes . . . . .	.....
Local purpose levy . . . . .	\$142,067.61
Total tax levy (tax duplicate) . . . . .	<u>\$189,535.42</u>

**Per Capita Total Tax Levy . . . . . \$70.35**

<b>Current</b>	
1950 taxes levied (total) . . . . .	\$191,836.28
Collected in 1950 . . . . .	185,645.78
Per cent of levy collected in 1950 . . . . .	96.77
Transferred to liens . . . . .	669.44
Cancelled, abated or adjusted . . . . .	528.30
Outstanding December 31, 1950 . . . . .	<u>\$4,992.76</u>

<b>All Prior Years Outstanding</b>	
Balance January 1, 1950 . . . . .	\$7,040.17
Collected in 1950 . . . . .	5,742.21
Balance December 31, 1950 . . . . .	<u>\$683.96</u>

<b>Tax Title Liens Outstanding</b>	
Balance January 1, 1950 . . . . .	\$19,796.84
Redeemed by cash . . . . .	1,025.79
Balance December 31, 1950 . . . . .	<u>\$19,492.75</u>

<b>Property Acquired by Deed or Foreclosure</b>	
Balance January 1, 1950 . . . . .	\$2,100.00
Sale for cash . . . . .	.....
Balance December 31, 1950 . . . . .	<u>\$2,100.00</u>

**CAPITAL DEBT, DECEMBER 31, 1950**

<b>Gross Debt</b>	
School debt . . . . .	\$145,000.00
Self-liquidating debt . . . . .	.....
Other capital debt . . . . .	16,500.00
<b>TOTAL GROSS DEBT . . . . .</b>	<b>\$161,500.00</b>
<b>Per Capita Gross Debt . . . . .</b>	<b>\$59.95</b>

<b>Deductions for</b>	
School debt . . . . .	\$145,000.00
Self-liquidating debt . . . . .	.....
Other capital debt . . . . .	.....
<b>TOTAL DEDUCTIONS . . . . .</b>	<b>145,000.00</b>
<b>NET DEBT . . . . .</b>	<b>\$16,500.00</b>

<b>Average Assessed Valuations</b>	
Real Property 1948-1949-1950 . . . . .	\$2,480,730.00
Per Cent of Net Debt . . . . .	0.66

**CURRENT FINANCES DECEMBER 31, 1950**

Cash . . . . .	\$73,506.96
Taxes receivable . . . . .	5,676.72
Tax title liens . . . . .	19,492.75
Foreclosed property . . . . .	2,100.00
Accounts receivable . . . . .	1,065.91
State road aid receivable . . . . .	7,623.00
Emergencies and deferred charges . . . . .	.....
<b>TOTAL ASSETS . . . . .</b>	<b>\$109,465.34</b>
Cash liabilities . . . . .	\$21,456.23
Reserves . . . . .	28,335.38
Surplus revenue . . . . .	59,673.73
<b>TOTAL LIABILITIES AND SURPLUS . . . . .</b>	<b>\$109,465.34</b>

## MORRISTOWN TOWN—MORRIS COUNTY

Population Census, 1950—17,078      Land Area 2.0 sq. mi.      Net Valuation Taxable \$21,663,318  
 1940—15,270

### EXPENDITURES AND REQUIRED PAYMENTS FOR 1950

<b>General Government</b>	
Administrative and executive .....	\$71,793.80
Assessment and collection of taxes .....	9,424.92
Finance Department .....	2,122.26
<b>Protection to Persons &amp; Property</b>	
Fire .....	83,764.90
Police .....	117,934.98
Other .....	8,233.25
<b>Streets and Roads</b>	
Repairs and maintenance .....	90,367.28
Street lighting .....	29,400.00
<b>Sanitation</b>	
Street cleaning .....	1,750.00
Garbage and ash removal .....	14,869.95
Sewers .....	43,275.84
<b>Health and Charities</b>	
Health service .....	27,220.00
Poor (including relief) .....	9,446.20
Hospitals (aid and maintenance) .....	2,275.00
Other .....	1,000.00
<b>Recreation</b>	
Beaches and boardwalks .....	.....
Parks and playgrounds .....	42,499.00
Other .....	.....
<b>Educational</b>	
(Exclusive of school districts) ..	.....
<b>Unclassified Purposes</b>	
(Including contingent) .....	43,286.44
<b>SUB-TOTAL—Municipal functions..</b>	<b>\$598,663.82</b>

<b>Per Capita—Municipal functions .....</b>	<b>\$35.05</b>
Capital imp'ts and capital imp't fund .....	\$1,000.00
<b>Debt Service</b>	
Principal payments ..	\$106,000.00
Interest payments ..	25,611.33

Total .....	131,611.33
<b>Per Capita Debt Service .....</b>	
	<b>\$7.71</b>
<b>Deferred Charges and Statutory Expenditures</b>	
Emergencies .....	\$11,620.00
Other deferred chgs. ....	43,326.87
Total .....	54,946.87

**TOTAL—Municipal expenditures ...**      **\$786,222.02**

**Required Payments for Local School, County, and Special District Taxes .....**      **737,080.11**

**TOTAL EXPENDITURES AND REQUIRED PAYMENTS .....**      **\$1,523,302.13**

Reserve for uncollected taxes .....

**GRAND TOTAL—Budget .....**      **\$1,676,007.96**

### RECEIPTS AND REVENUES REALIZED IN 1950 TO MEET EXPENDITURES AND REQUIRED PAYMENTS

Surplus revenue appropriated ..	\$161,620.00
Miscellaneous revenues realized ..	270,863.58
State aid revenues realized .....	12,765.00
<b>Delinquent taxes including</b>	
liens—1950 collections .....	130,736.76
current taxes—1950 collections..	1,149,100.56
Emergency borrowings .....	.....
<b>TOTAL RECEIPTS AND REVENUES REALIZED .....</b>	<b>\$1,725,085.90</b>

### CAPITAL OUTLAY—1950

Beaches and boardwalks .....	.....
Buildings and equipment .....	\$17,317.45
Parks and playgrounds .....	13,779.40
Sewers .....	83.70
Streets, roads and bridges .....	.....
Water supply .....	51,605.62
Other .....	37,745.46

<b>Tax rate .....</b>	<b>\$5.56</b>
Local school tax rate .....	2.40
County tax rate .....	1.00
Local purpose tax rate .....	2.16

### TAXES

Local school tax ...	\$520,100.23	
County taxes .....	216,979.88	
Special district taxes .....	.....	
Local purpose levy .....	.....	\$737,080.11
		<u>481,851.65</u>
<b>Total tax levy (tax duplicate) ..</b>		<b>\$1,218,931.76</b>

**Per Capita Total Tax Levy .....**      **\$71.37**

<b>Current</b>	
1950 taxes levied (total) .....	\$1,223,518.28
Collected in 1950 .....	1,149,100.56
Per cent of levy collected in 1950 ...	93.92
Transferred to liens .....	1,226.58
Cancelled, abated or adjusted ...	4,463.29
Outstanding December 31, 1950 ..	<u>\$68,727.85</u>

<b>All Prior Years Outstanding</b>	
Balance January 1, 1950 .....	\$141,719.26
Collected in 1950 .....	129,227.89
Balance December 31, 1950 .....	<u>\$11,019.56</u>

<b>Tax Title Liens Outstanding</b>	
Balance January 1, 1950 .....	\$13,086.02
Redeemed by cash .....	1,508.87
Balance December 31, 1950 .....	<u>\$13,777.24</u>

<b>Property Acquired by Deed or Foreclosure</b>	
Balance January 1, 1950 .....	\$20,600.00
Sale for cash .....	800.00
Balance December 31, 1950 .....	<u>\$19,700.00</u>

### CAPITAL DEBT, DECEMBER 31, 1950

<b>Gross Debt</b>	
School debt .....	\$1,342,000.00
Self-liquidating debt. ....	1,593,500.00
Other capital debt ..	952,859.00
<b>TOTAL GROSS DEBT .....</b>	<b>\$3,888,359.00</b>
<b>Per Capita Gross Debt .....</b>	<b>\$227.68</b>

<b>Deductions for</b>	
School debt .....	\$1,342,000.00
Self-liquidating debt. ....	1,543,000.00
Other capital debt ..	.....
<b>TOTAL DEDUCTIONS .....</b>	<b>2,885,000.00</b>
<b>NET DEBT .....</b>	<b>\$1,003,359.00</b>

**Average Assessed Valuations**  
 Real Property 1948-1949-1950.. \$18,395,935.00  
 Per Cent of Net Debt .....

### CURRENT FINANCES DECEMBER 31, 1950

Cash .....	\$339,763.92
Taxes receivable .....	79,747.41
Tax title liens .....	13,777.24
Foreclosed property .....	19,700.00
Accounts receivable .....	6,155.73
State road aid receivable .....	5,414.19
Emergencies and deferred charges ..	13,829.16
<b>TOTAL ASSETS .....</b>	<b>\$478,387.65</b>

Cash liabilities .....	\$48,533.98
Reserves .....	119,380.38
Surplus revenue .....	310,473.29

**TOTAL LIABILITIES AND SURPLUS .....**      **\$478,387.65**

## MOUNTAIN LAKES BOROUGH—MORRIS COUNTY

Population Census, 1950—2,792  
1940—2,205

Land Area 3.0 sq. mi.

Net Valuation Taxable \$4,133,240

<b>EXPENDITURES AND REQUIRED PAYMENTS FOR 1950</b>	
<b>General Government</b>	
Administrative and executive . . . . .	\$16,700.00
Assessment and collection of taxes	4,550.00
Finance Department . . . . .	.....
<b>Protection to Persons &amp; Property</b>	
Fire . . . . .	13,700.00
Police . . . . .	17,100.00
Other . . . . .	.....
<b>Streets and Roads</b>	
Repairs and maintenance . . . . .	25,675.00
Street lighting . . . . .	6,700.00
<b>Sanitation</b>	
Street cleaning . . . . .	.....
Garbage and ash removal . . . . .	.....
Sewers . . . . .	.....
<b>Health and Charities</b>	
Health service . . . . .	800.00
Poor (including relief) . . . . .	.....
Hospitals (aid and maintenance) . . . . .	.....
Other . . . . .	350.00
<b>Recreation</b>	
Beaches and boardwalks . . . . .	.....
Parks and playgrounds . . . . .	10,000.00
Other . . . . .	.....
<b>Educational</b>	
(Exclusive of school districts) . . . . .	3,325.00
<b>Unclassified Purposes</b>	
(Including contingent) . . . . .	5,449.00
<b>SUB-TOTAL—Municipal functions..</b>	<b>\$104,349.00</b>

<b>Per Capita—Municipal functions . . . . .</b>	<b>\$37.37</b>
Capital imp'ts and capital imp't fund	\$5,300.00
<b>Debt Service</b>	
Principal payments . . . . .	\$19,000.00
Interest payments . . . . .	392.50
<b>Total . . . . .</b>	<b>19,392.50</b>
<b>Per Capita Debt Service . . . . .</b>	<b>\$6.95</b>
<b>Deferred Charges and Statutory Expenditures</b>	
Emergencies . . . . .	.....
Other deferred chgs. . . . .	\$67.00
<b>Total . . . . .</b>	<b>67.00</b>

<b>TOTAL—Municipal expenditures . . . . .</b>	<b>\$129,108.50</b>
-----------------------------------------------	---------------------

<b>Required Payments for Local School, County, and Special District Taxes . . . . .</b>	<b>203,741.47</b>
-----------------------------------------------------------------------------------------	-------------------

<b>TOTAL EXPENDITURES AND REQUIRED PAYMENTS . . . . .</b>	<b>\$332,849.97</b>
Reserve for uncollected taxes . . . . .	\$36,000.00
<b>GRAND TOTAL—Budget . . . . .</b>	<b>\$368,849.97</b>

<b>RECEIPTS AND REVENUES REALIZED IN 1950 TO MEET EXPENDITURES AND REQUIRED PAYMENTS</b>	
Surplus revenue appropriated . . . . .	\$59,200.92
Miscellaneous revenues realized. . . . .	49,447.98
State aid revenues realized . . . . .	5,101.01
<b>Delinquent taxes including</b>	
liens—1950 collections . . . . .	17,466.62
Current taxes—1950 collections..	266,284.64
Emergency borrowings . . . . .	.....
<b>TOTAL RECEIPTS AND REVENUES REALIZED . . . . .</b>	<b>\$397,501.17</b>

### CAPITAL OUTLAY—1950

Beaches and boardwalks . . . . .	.....
Buildings and equipment . . . . .	.....
Parks and playgrounds . . . . .	.....
Sewers . . . . .	.....
Streets, roads and bridges . . . . .	.....
Water supply . . . . .	.....
Other . . . . .	.....

<b>Tax rate . . . . .</b>	<b>\$6.79</b>
Local school tax rate . . . . .	3.92
County tax rate . . . . .	1.00
Local purpose tax rate . . . . .	1.87

### TAXES

Local school tax . . . . .	\$162,150.43	
County taxes . . . . .	41,591.04	
Special district taxes . . . . .	.....	
<b>Local purpose levy . . . . .</b>	<b>.....</b>	<b>\$203,741.47</b>
		76,857.58
<b>Total tax levy (tax duplicate) ..</b>	<b>.....</b>	<b>\$280,599.05</b>

<b>Per Capita Total Tax Levy . . . . .</b>	<b>\$100.50</b>
--------------------------------------------	-----------------

<b>Current</b>	
1950 taxes levied (total) . . . . .	285,959.06
Collected in 1950 . . . . .	266,284.64
Per cent of levy collected in 1950 . . . . .	93.12
Transferred to liens . . . . .	3,764.58
Cancelled, abated or adjusted . . . . .	970.90
Outstanding December 31, 1950 ..	\$14,938.94

<b>All Prior Years Outstanding</b>	
Balance January 1, 1950 . . . . .	\$15,713.74
Collected in 1950 . . . . .	15,669.66
Balance December 31, 1950 . . . . .	\$10.15

<b>Tax Title Liens Outstanding</b>	
Balance January 1, 1950 . . . . .	\$39,432.04
Redeemed by cash . . . . .	1,796.96
Balance December 31, 1950 . . . . .	\$27,304.28

<b>Property Acquired by Deed or Foreclosure</b>	
Balance January 1, 1950 . . . . .	\$162,790.59
Sale for cash . . . . .	18,400.50
Balance December 31, 1950 . . . . .	\$168,527.49

### CAPITAL DEBT, DECEMBER 31, 1950

<b>Gross Debt</b>	
School debt . . . . .	\$434,000.00
Self-liquidating debt. . . . .	49,000.00
Other capital debt .. . . .	21,000.00

<b>TOTAL GROSS DEBT . . . . .</b>	<b>\$504,000.00</b>
<b>Per Capita Gross Debt . . . . .</b>	<b>\$180.52</b>

<b>Deductions for</b>	
School debt . . . . .	\$308,376.00
Self-liquidating debt. . . . .	49,000.00
Other capital debt .. . . .	.....

<b>TOTAL DEDUCTIONS . . . . .</b>	<b>357,376.00</b>
<b>NET DEBT . . . . .</b>	<b>\$146,624.00</b>

<b>Average Assessed Valuations</b>	
Real Property 1948-1949-1950..	\$3,854,700.00
Per Cent of Net Debt . . . . .	3.80

### CURRENT FINANCES DECEMBER 31, 1950

Cash . . . . .	\$103,528.11
Taxes receivable . . . . .	14,949.09
Tax title liens . . . . .	27,304.28
Foreclosed property . . . . .	168,527.49
Accounts receivable . . . . .	4,361.06
State road aid receivable . . . . .	.....
Emergencies and deferred charges ..	700.00

<b>TOTAL ASSETS . . . . .</b>	<b>\$319,370.03</b>
-------------------------------	---------------------

Cash liabilities . . . . .	\$15,548.03
Reserves . . . . .	215,141.92
Surplus revenue . . . . .	88,680.08

<b>TOTAL LIABILITIES AND SURPLUS . . . . .</b>	<b>\$319,370.03</b>
------------------------------------------------	---------------------

# MOUNTAINSIDE BOROUGH—UNION COUNTY

Population Census, 1950—2,029  
1940—1,148

Land Area 4.1 sq. mi.

Net Valuation Taxable \$3,049,970

## EXPENDITURES AND REQUIRED PAYMENTS FOR 1950

<b>General Government</b>	
Administrative and executive .....	\$9,750.00
Assessment and collection of taxes .....	2,450.00
Finance Department .....	.....
<b>Protection to Persons &amp; Property</b>	
Fire .....	15,475.00
Police .....	26,840.00
Other .....	.....
<b>Streets and Roads</b>	
Repairs and maintenance .....	12,011.12
Street lighting .....	2,950.00
<b>Sanitation</b>	
Street cleaning .....	.....
Garbage and ash removal .....	.....
Sewers .....	.....
<b>Health and Charities</b>	
Health service .....	1,562.00
Poor (including relief) .....	150.00
Hospitals (aid and maintenance) .....	.....
Other .....	300.00
<b>Recreation</b>	
Beaches and boardwalks .....	.....
Parks and playgrounds .....	.....
Other .....	.....
<b>Educational</b>	
(Exclusive of school districts) ..	950.00
<b>Unclassified Purposes</b>	
(Including contingent) .....	750.00
<b>SUB-TOTAL—Municipal functions..</b>	<b>\$73,188.12</b>

<b>Per Capita—Municipal functions .....</b>	<b>\$36.07</b>
Capital imp'ts and capital imp't fund .....	\$14,333.34
<b>Debt Service</b>	
Principal payments ..	\$3,000.00
Interest payments ..	150.00
<b>Total .....</b>	<b>3,150.00</b>
<b>Per Capita Debt Service .....</b>	<b>\$1.55</b>
<b>Deferred Charges and Statutory Expenditures</b>	
Emergencies .....	.....
Other deferred chgs. ..	\$4,427.71
<b>Total .....</b>	<b>4,427.71</b>
<b>TOTAL—Municipal expenditures ...</b>	<b>\$95,099.17</b>

**Required Payments for Local School, County, and Special District Taxes .....** 117,390.51

<b>TOTAL EXPENDITURES AND REQUIRED PAYMENTS .....</b>	<b>\$212,489.68</b>
Reserve for uncollected taxes .....	\$13,200.00
<b>GRAND TOTAL—Budget .....</b>	<b>\$225,689.68</b>

## RECEIPTS AND REVENUES REALIZED IN 1950 TO MEET EXPENDITURES AND REQUIRED PAYMENTS

Surplus revenue appropriated ..	\$23,500.00
Miscellaneous revenues realized ..	38,678.15
State aid revenues realized .....	14,812.57
Delinquent taxes including .....	.....
liens—1950 collections .....	9,225.58
Current taxes—1950 collections..	143,565.14
Emergency borrowings .....	.....
<b>TOTAL RECEIPTS AND REVENUES REALIZED .....</b>	<b>\$229,781.44</b>

### CAPITAL OUTLAY—1950

Beaches and boardwalks .....	.....
Buildings and equipment .....	\$13,995.00
Parks and playgrounds .....	.....
Sewers .....	.....
Streets, roads and bridges .....	3,048.60
Water supply .....	.....
Other .....	.....

Tax rate .....	\$4.86
Local school tax rate .....	3.06
County tax rate .....	0.78
Local purpose tax rate ....	1.02

### TAXES

Local school tax ...	\$93,449.06
County taxes .....	23,941.45
Special district taxes .....	.....
<b>Local purpose levy .....</b>	<b>\$117,390.51</b>
<b>Total tax levy (tax duplicate) ..</b>	<b>\$148,174.68</b>

**Per Capita Total Tax Levy .....** **\$73.03**

<b>Current</b>	
1950 taxes levied (total) .....	\$156,889.24
Collected in 1950 .....	143,565.14
Per cent of levy collected in 1950 ...	91.50
Transferred to liens .....	120.29
Cancelled, abated or adjusted ..	979.89
Outstanding December 31, 1950 ..	\$12,223.92

<b>All Prior Years Outstanding</b>	
Balance January 1, 1950 .....	\$11,993.76
Collected in 1950 .....	9,225.58
Balance December 31, 1950 .....	\$2,687.15

<b>Tax Title Liens Outstanding</b>	
Balance January 1, 1950 .....	.....
Redeemed by cash .....	.....
Balance December 31, 1950 .....	.....

<b>Property Acquired by Deed or Foreclosure</b>	
Balance January 1, 1950 .....	\$9,175.00
Sale for cash .....	750.00
Balance December 31, 1950 .....	\$8,545.29

### CAPITAL DEBT, DECEMBER 31, 1950

<b>Gross Debt</b>	
School debt .....	\$426,727.00
Self-liquidating debt ..	.....
Other capital debt ..	29,820.00
<b>TOTAL GROSS DEBT .....</b>	<b>\$456,547.00</b>

**Per Capita Gross Debt .....** **\$225.01**

<b>Deductions for</b>	
School debt .....	\$165,237.00
Self-liquidating debt ..	.....
Other capital debt ..	.....
<b>TOTAL DEDUCTIONS .....</b>	<b>165,237.00</b>

**NET DEBT .....** **\$291,310.00**

<b>Average Assessed Valuations</b>	
Real Property 1948-1949-1950..	\$2,516,825.00
Per Cent of Net Debt .....	11.57

### CURRENT FINANCES DECEMBER 31, 1950

Cash .....	\$55,516.23
Taxes receivable .....	14,911.07
Tax title liens .....	.....
Foreclosed property .....	8,545.29
Accounts receivable .....	586.47
State road aid receivable ..	19,510.93
Emergencies and deferred charges ..	.....
<b>TOTAL ASSETS .....</b>	<b>\$99,069.99</b>

Cash liabilities .....	\$31,544.98
Reserves .....	24,042.83
Surplus revenue .....	43,482.18
<b>TOTAL LIABILITIES AND SURPLUS .....</b>	<b>\$99,069.99</b>

# MOUNT ARLINGTON BOROUGH—MORRIS COUNTY

Population Census, 1950—636  
1940—456

Land Area 2.7 sq. mi.

Net Valuation Taxable \$1,120,761

## EXPENDITURES AND REQUIRED PAYMENTS FOR 1950

<b>General Government</b>	
Administrative and executive . . . . .	\$9,403.74
Assessment and collection of taxes . . . . .	3,776.26
Finance Department . . . . .	200.00
<b>Protection to Persons &amp; Property</b>	
Fire . . . . .	1,200.00
Police . . . . .	6,200.00
Other . . . . .	.....
<b>Streets and Roads</b>	
Repairs and maintenance . . . . .	8,506.67
Street lighting . . . . .	3,100.00
<b>Sanitation</b>	
Street cleaning . . . . .	.....
Garbage and ash removal . . . . .	3,000.00
Sewers . . . . .	.....
<b>Health and Charities</b>	
Health service . . . . .	800.00
Poor (including relief) . . . . .	150.00
Hospitals (aid and maintenance) . . . . .	500.00
Other . . . . .	.....
<b>Recreation</b>	
Beaches and boardwalks . . . . .	.....
Parks and playgrounds . . . . .	1,500.00
Other . . . . .	.....
<b>Educational</b>	
(Exclusive of school districts) . . . . .	250.00
<b>Unclassified Purposes</b>	
(Including contingent) . . . . .	100.00
<b>SUB-TOTAL—Municipal functions..</b>	<b>\$38,686.67</b>

<b>Per Capita—Municipal functions . . . . .</b>	<b>\$60.83</b>
Capital imp'ts and capital imp't fund . . . . .	\$1,000.00
<b>Debt Service</b>	
Principal payments . . . . .	.....
Interest payments . . . . .	.....
<b>Total . . . . .</b>	<b>.....</b>
<b>Per Capita Debt Service . . . . .</b>	
<b>Deferred Charges and Statutory Expenditures</b>	
Emergencies . . . . .	\$267.98
Other deferred chgs. . . . .	2,042.31
<b>Total . . . . .</b>	<b>2,310.29</b>

<b>TOTAL—Municipal expenditures . . . . .</b>	<b>\$41,996.96</b>
-----------------------------------------------	--------------------

<b>Required Payments for Local School, County, and Special District Taxes . . . . .</b>	<b>30,783.93</b>
-----------------------------------------------------------------------------------------	------------------

<b>TOTAL EXPENDITURES AND REQUIRED PAYMENTS . . . . .</b>	<b>\$72,780.89</b>
Reserve for uncollected taxes . . . . .	\$17,396.86
<b>GRAND TOTAL—Budget . . . . .</b>	<b>\$90,177.75</b>

<b>RECEIPTS AND REVENUES REALIZED IN 1950 TO MEET EXPENDITURES AND REQUIRED PAYMENTS</b>	
Surplus revenue appropriated . . . . .	\$15,267.98
Miscellaneous revenues realized . . . . .	7,562.44
State aid revenues realized . . . . .	1,777.40
Delinquent taxes including	
liens—1950 collections . . . . .	6,536.81
current taxes—1950 collections.. . . .	54,728.32
Emergency borrowings . . . . .	.....
<b>TOTAL RECEIPTS AND REVENUES REALIZED . . . . .</b>	<b>\$85,872.95</b>

<b>CAPITAL OUTLAY—1950</b>	
Beaches and boardwalks . . . . .	.....
Buildings and equipment . . . . .	\$9,557.00
Parks and playgrounds . . . . .	.....
Sewers . . . . .	.....
Streets, roads and bridges . . . . .	.....
Water supply . . . . .	.....
Other . . . . .	.....

<b>Tax rate . . . . .</b>	<b>\$5.35</b>
Local school tax rate . . . . .	1.74
County tax rate . . . . .	1.00
Local purpose tax rate . . . . .	2.61

## TAXES

Local school tax . . . . .	\$19,500.00	
County taxes . . . . .	11,283.93	
Special district taxes . . . . .	.....	
<b>Local purpose levy . . . . .</b>	<b>.....</b>	<b>\$30,783.93</b>
<b>Total tax levy (tax duplicate) ..</b>	<b>.....</b>	<b>\$59,881.77</b>
<b>Per Capita Total Tax Levy . . . . .</b>	<b>.....</b>	<b>\$94.15</b>

<b>Current</b>	
1950 taxes levied (total) . . . . .	\$60,639.32
Collected in 1950 . . . . .	54,728.32
Per cent of levy collected in 1950 . . . . .	90.25
Transferred to liens . . . . .	403.94
Cancelled, abated or adjusted . . . . .	129.74
Outstanding December 31, 1950 .. . . .	\$5,377.32

<b>All Prior Years Outstanding</b>	
Balance January 1, 1950 . . . . .	\$6,385.03
Collected in 1950 . . . . .	6,191.90
Balance December 31, 1950 . . . . .	\$154.28

<b>Tax Title Liens Outstanding</b>	
Balance January 1, 1950 . . . . .	\$6,990.63
Redeemed by cash . . . . .	344.91
Balance December 31, 1950 . . . . .	\$4,833.98

<b>Property Acquired by Deed or Foreclosure</b>	
Balance January 1, 1950 . . . . .	\$12,300.00
Sale for cash . . . . .	.....
Balance December 31, 1950 . . . . .	\$14,350.00

## CAPITAL DEBT, DECEMBER 31, 1950

<b>Gross Debt</b>	
School debt . . . . .	.....
Self-liquidating debt. . . . .	.....
Other capital debt .. . . .	\$1,000.00
<b>TOTAL GROSS DEBT . . . . .</b>	<b>\$1,000.00</b>
<b>Per Capita Gross Debt . . . . .</b>	<b>\$1.57</b>

<b>Deductions for</b>	
School debt . . . . .	.....
Self-liquidating debt. . . . .	.....
Other capital debt .. . . .	.....
<b>TOTAL DEDUCTIONS . . . . .</b>	<b>.....</b>
<b>NET DEBT . . . . .</b>	<b>\$1,000.00</b>

<b>Average Assessed Valuations</b>	
Real Property 1948-1949-1950.. . . .	\$996,794.00
Per Cent of Net Debt . . . . .	0.10

<b>CURRENT FINANCES DECEMBER 31, 1950</b>	
Cash . . . . .	\$37,447.69
Taxes receivable . . . . .	5,531.60
Tax title liens . . . . .	4,833.98
Foreclosed property . . . . .	14,350.00
Accounts receivable . . . . .	336.33
State road aid receivable . . . . .	.....
Emergencies and deferred charges . . . . .	.....
<b>TOTAL ASSETS . . . . .</b>	<b>\$62,499.60</b>
Cash liabilities . . . . .	\$7,807.84
Reserves . . . . .	25,051.91
Surplus revenue . . . . .	29,639.85
<b>TOTAL LIABILITIES AND SURPLUS . . . . .</b>	<b>\$62,499.60</b>

**MOUNT EPHRAIM BOROUGH—CAMDEN COUNTY**

Population Census, 1950—4,502  
1940—2,282

Land Area 0.97 sq. mi.

Net Valuation Taxable \$2,448,823

**EXPENDITURES AND REQUIRED PAYMENTS FOR 1950**

<b>General Government</b>	
Administrative and executive . . . . .	\$13,728.00
Assessment and collection of taxes	9,453.00
Finance Department . . . . .	.....
<b>Protection to Persons &amp; Property</b>	
Fire . . . . .	7,476.00
Police . . . . .	19,923.45
Other . . . . .	1,290.55
<b>Streets and Roads</b>	
Repairs and maintenance . . . . .	18,750.00
Street lighting . . . . .	6,020.00
<b>Sanitation</b>	
Street cleaning . . . . .	.....
Garbage and ash removal . . . . .	2,083.00
Sewers . . . . .	17,145.00
<b>Health and Charities</b>	
Health service . . . . .	332.00
Poor (including relief) . . . . .	909.00
Hospitals (aid and maintenance) . . . . .	.....
Other . . . . .	.....
<b>Recreation</b>	
Beaches and boardwalks . . . . .	.....
Parks and playgrounds . . . . .	.....
Other . . . . .	.....
<b>Educational</b>	
(Exclusive of school districts) . . . . .	300.00
<b>Unclassified Purposes</b>	
(Including contingent) . . . . .	200.00
<b>SUB-TOTAL—Municipal functions..</b>	<b>\$97,610.00</b>

<b>Per Capita—Municipal functions . . . . .</b>	<b>\$21.68</b>
Capital imp'ts and capital imp't fund	\$7,280.00
<b>Debt Service</b>	
Principal payments . . . . .	\$14,000.00
Interest payments . . . . .	13,874.00
<b>Total . . . . .</b>	<b>27,874.00</b>
<b>Per Capita Debt Service . . . . .</b>	
<b>\$6.19</b>	
<b>Deferred Charges and Statutory Expenditures</b>	
Emergencies . . . . .	\$1,700.00
Other deferred chgs. . . . .	.....
<b>Total . . . . .</b>	<b>1,700.00</b>
<b>TOTAL—Municipal expenditures . . .</b>	<b>\$134,464.00</b>

<b>Required Payments for Local School, County, and Special District Taxes . . . . .</b>	<b>88,561.62</b>
-----------------------------------------------------------------------------------------	------------------

**TOTAL EXPENDITURES AND REQUIRED PAYMENTS . . . . . \$223,025.62**

Reserve for uncollected taxes . . . . .	\$8,686.00
<b>GRAND TOTAL—Budget . . . . .</b>	<b>\$231,711.62</b>

**RECEIPTS AND REVENUES REALIZED IN 1950 TO MEET EXPENDITURES AND REQUIRED PAYMENTS**

Surplus revenue appropriated . . . . .	\$37,000.00
Miscellaneous revenues realized . . . . .	30,191.71
State aid revenues realized . . . . .	9,841.57
<b>Delinquent taxes including</b>	
liens—1950 collections . . . . .	3,627.05
Current taxes—1950 collections..	157,552.85
Emergency borrowings . . . . .	.....
<b>TOTAL RECEIPTS AND REVENUES REALIZED . . . . .</b>	<b>\$238,213.18</b>

**CAPITAL OUTLAY—1950**

Beaches and boardwalks . . . . .	.....
Buildings and equipment . . . . .	\$3,280.16
Parks and playgrounds . . . . .	.....
Sewers . . . . .	.....
Streets, roads and bridges . . . . .	.....
Water supply . . . . .	.....
Other . . . . .	.....

<b>Tax rate . . . . .</b>	<b>\$6.20</b>
Local school tax rate . . . . .	2.18
County tax rate . . . . .	1.44
Local purpose tax rate . . . . .	2.58

**TAXES**

Local school tax . . . . .	\$53,331.00	
County taxes . . . . .	35,230.62	
Special district taxes . . . . .	.....	
Local purpose levy . . . . .	.....	\$88,561.62
<b>Total tax levy (tax duplicate) ..</b>	<b>.....</b>	<b>63,150.00</b>
<b>Total tax levy (tax duplicate) ..</b>	<b>.....</b>	<b>\$151,711.62</b>
<b>Per Capita Total Tax Levy . . . . .</b>	<b>\$33.70</b>	

<b>Current</b>	
1950 taxes levied (total) . . . . .	\$162,366.47
Collected in 1950 . . . . .	157,552.85
Per cent of levy collected in 1950 . . . . .	97.04
Transferred to liens . . . . .	1,400.90
Cancelled, abated or adjusted . . . . .	315.62
Outstanding December 31, 1950 ..	\$3,097.10

<b>All Prior Years Outstanding</b>	
Balance January 1, 1950 . . . . .	\$4,288.49
Collected in 1950 . . . . .	2,916.31
Balance December 31, 1950 . . . . .	.....

<b>Tax Title Liens Outstanding</b>	
Balance January 1, 1950 . . . . .	\$1,186.87
Redeemed by cash . . . . .	710.74
Balance December 31, 1950 . . . . .	.....

<b>Property Acquired by Deed or Foreclosure</b>	
Balance January 1, 1950 . . . . .	\$26,367.50
Sale for cash . . . . .	3,857.00
Balance December 31, 1950 . . . . .	\$39,693.50

**CAPITAL DEBT, DECEMBER 31, 1950**

<b>Gross Debt</b>	
School debt . . . . .	\$200,000.00
Self-liquidating debt. . . . .	.....
Other capital debt . . . . .	365,000.00
<b>TOTAL GROSS DEBT . . . . .</b>	<b>\$565,000.00</b>
<b>Per Capita Gross Debt . . . . .</b>	<b>\$125.50</b>

<b>Deductions for</b>	
School debt . . . . .	\$142,116.00
Self-liquidating debt. . . . .	.....
Other capital debt . . . . .	.....
<b>TOTAL DEDUCTIONS . . . . .</b>	<b>142,116.00</b>
<b>NET DEBT . . . . .</b>	<b>\$422,884.00</b>

<b>Average Assessed Valuations</b>	
Real Property 1948-1949-1950..	\$2,368,601.00
Per Cent of Net Debt . . . . .	17.85

<b>CURRENT FINANCES DECEMBER 31, 1950</b>	
Cash . . . . .	\$68,389.56
Taxes receivable . . . . .	3,097.10
Tax title liens . . . . .	.....
Foreclosed property . . . . .	39,693.50
Accounts receivable . . . . .	1,040.97
State road aid receivable . . . . .	6,356.76
Emergencies and deferred charges ..	6,000.00
<b>TOTAL ASSETS . . . . .</b>	<b>\$124,577.89</b>

Cash liabilities . . . . .	\$13,126.00
Reserves . . . . .	43,831.57
Surplus revenue . . . . .	67,620.32

**TOTAL LIABILITIES AND SURPLUS . . . . . \$124,577.89**

## MOUNT HOLLY TOWNSHIP—BURLINGTON COUNTY

Population Census, 1950—8,216  
1940—6,892

Land Area 2.91 sq. mi.

Net Valuation Taxable \$4,614,489

### EXPENDITURES AND RE- QUIRED PAYMENTS FOR 1950

#### General Government

Administrative and executive .... \$20,930.00  
Assessment and collection of taxes 4,791.50  
Finance Department ..... 1,000.00

#### Protection to Persons & Property

Fire ..... 20,515.00  
Police ..... 42,370.50  
Other ..... ..

#### Streets and Roads

Repairs and maintenance ..... 46,744.05  
Street lighting ..... 9,500.00

#### Sanitation

Street cleaning ..... ..  
Garbage and ash removal ..... 4,000.00  
Sewers ..... ..

#### Health and Charities

Health service ..... 3,300.00  
Poor (including relief) ..... 2,500.00  
Hospitals (aid and maintenance) .. ..  
Other ..... ..

#### Recreation

Beaches and boardwalks ..... ..  
Parks and playgrounds ..... 3,000.00  
Other ..... ..

#### Educational

(Exclusive of school districts) .. 700.00

#### Unclassified Purposes

(Including contingent) ..... 875.00

**SUB-TOTAL—Municipal functions.. \$160,226.05**

#### Per Capita—Municipal functions .... \$19.50

Capital imp'ts and capital imp't fund \$10,950.00  
**Debt Service**

Principal payments .. \$12,500.00  
Interest payments .. 2,430.00

**Total ..... 14,930.00**

#### Per Capita Debt Service ..... \$1.82

#### Deferred Charges and Statutory Expenditures

Emergencies ..... \$1,500.00  
Other deferred chgs. 9,494.50

**Total ..... 10,994.50**

**TOTAL—Municipal expenditures ... \$197,100.55**

#### Required Payments for Local School, County, and Special District Taxes ..... 259,036.91

**TOTAL EXPENDITURES AND REQUIRED PAYMENTS ..... \$456,137.46**

Reserve for uncollected taxes ..... \$57,596.40

**GRAND TOTAL—Budget ..... \$513,733.86**

### RECEIPTS AND REVENUES REALIZED IN 1950 TO MEET EXPENDITURES AND REQUIRED PAYMENTS

Surplus revenue appropriated .. \$16,500.00  
Miscellaneous revenues realized. 70,205.71  
State aid revenues realized .... 5,869.22

Delinquent taxes including liens—1950 collections ..... 43,654.61  
Current taxes—1950 collections.. 331,782.56  
Emergency borrowings ..... ..

**TOTAL RECEIPTS AND REVENUES REALIZED ..... \$468,012.10**

#### CAPITAL OUTLAY—1950

Beaches and boardwalks ..... ..  
Buildings and equipment ..... ..  
Parks and playgrounds ..... ..  
Sewers ..... ..  
Streets, roads and bridges ..... \$4,522.50  
Water supply ..... ..  
Other ..... ..

**Tax rate ..... \$8.44**  
Local school tax rate ..... 3.66  
County tax rate ..... 1.95  
Local purpose tax rate .... 2.83

#### TAXES

Local school tax ... \$169,086.13  
County taxes ..... 89,950.78  
Special district taxes ..... ..  
**Local purpose levy ..... \$259,036.91**  
133,712.95  
**Total tax levy (tax duplicate) .. \$392,749.86**

**Per Capita Total Tax Levy ..... \$47.80**

#### Current

1950 taxes levied (total) ..... \$398,460.01  
Collected in 1950 ..... 331,782.56  
Per cent of levy collected in 1950 .. 83.27  
Transferred to liens ..... 642.28  
Cancelled, abated or adjusted ... 4,640.96  
Outstanding December 31, 1950 .. \$61,394.21

#### All Prior Years Outstanding

Balance January 1, 1950 ..... \$68,742.46  
Collected in 1950 ..... 43,382.13  
Balance December 31, 1950 ..... \$25,303.13

#### Tax Title Liens Outstanding

Balance January 1, 1950 ..... \$7,571.12  
Redeemed by cash ..... 272.48  
Balance December 31, 1950 ..... \$8,031.08

#### Property Acquired by Deed or Foreclosure

Balance January 1, 1950 ..... \$1,765.00  
Sale for cash ..... 275.00  
Balance December 31, 1950 ..... \$1,365.00

#### CAPITAL DEBT, DECEMBER 31, 1950

##### Gross Debt

School debt ..... \$143,573.00  
Self-liquidating debt. .... 43,382.13  
Other capital debt .. 113,000.00

**TOTAL GROSS DEBT ..... \$256,573.00**  
**Per Capita Gross Debt ..... \$31.23**

##### Deductions for

School debt ..... \$143,573.00  
Self-liquidating debt. .... 43,382.13  
Other capital debt .. ..

**TOTAL DEDUCTIONS ..... 143,573.00**  
**NET DEBT ..... \$113,000.00**

#### Average Assessed Valuations

Real Property 1948-1949-1950.. \$3,567,446.00  
Per Cent of Net Debt ..... 3.16

#### CURRENT FINANCES DECEMBER 31, 1950

Cash ..... \$68,485.44  
Taxes receivable ..... 86,697.34  
Tax title liens ..... 8,031.08  
Foreclosed property ..... 1,365.00  
Accounts receivable ..... 529.91  
State road aid receivable ..... 19,416.01  
Emergencies and deferred charges .. ..

**TOTAL ASSETS ..... \$184,524.78**

Cash liabilities ..... \$51,203.75  
Reserves ..... 96,623.33  
Surplus revenue ..... 36,697.70

**TOTAL LIABILITIES AND SURPLUS ..... \$184,524.78**

# MOUNT LAUREL TOWNSHIP—BURLINGTON COUNTY

Population Census, 1950—2,821  
1940—2,189

Land Area 22.05 sq. mi.

Net Valuation Taxable \$1,271,616.

<b>EXPENDITURES AND REQUIRED PAYMENTS FOR 1950</b>	
<b>General Government</b>	
Administrative and executive .....	\$3,465.00
Assessment and collection of taxes .....	2,600.00
Finance Department .....	250.00
<b>Protection to Persons &amp; Property</b>	
Fire .....	1,090.00
Police .....	600.00
Other .....	.....
<b>Streets and Roads</b>	
Repairs and maintenance .....	23,025.00
Street lighting .....	2,000.00
<b>Sanitation</b>	
Street cleaning .....	.....
Garbage and ash removal .....	.....
Sewers .....	.....
<b>Health and Charities</b>	
Health service .....	400.00
Poor (including relief) .....	425.00
Hospitals (aid and maintenance) .....	.....
Other .....	.....
<b>Recreation</b>	
Beaches and boardwalks .....	.....
Parks and playgrounds .....	.....
Other .....	.....
<b>Educational</b>	
(Exclusive of school districts) ..	100.00
<b>Unclassified Purposes</b>	
(Including contingent) .....	100.00
<b>SUB-TOTAL—Municipal functions..</b>	<b>\$34,055.00</b>

<b>Per Capita—Municipal functions .....</b>	<b>\$12.07</b>
Capital imp'ts and capital imp't fund .....	\$9,000.00
<b>Debt Service</b>	
Principal payments ..	.....
Interest payments ..	\$100.00
<b>Total .....</b>	<b>100.00</b>
<b>Per Capita Debt Service .....</b>	<b>\$0.04</b>
<b>Deferred Charges and Statutory Expenditures</b>	
Emergencies .....	.....
Other deferred chgs. ..	\$1,366.24
<b>Total .....</b>	<b>1,366.24</b>

<b>TOTAL—Municipal expenditures ..</b>	<b>\$44,521.24</b>
----------------------------------------	--------------------

<b>Required Payments for Local School, County, and Special District Taxes .....</b>	<b>78,751.45</b>
-------------------------------------------------------------------------------------	------------------

<b>TOTAL EXPENDITURES AND REQUIRED PAYMENTS .....</b>	<b>\$123,272.69</b>
Reserve for uncollected taxes .....	\$17,640.00
<b>GRAND TOTAL—Budget .....</b>	<b>\$140,912.69</b>

<b>RECEIPTS AND REVENUES REALIZED IN 1950 TO MEET EXPENDITURES AND REQUIRED PAYMENTS</b>	
Surplus revenue appropriated ..	\$10,090.24
Miscellaneous revenues realized ..	23,791.60
State aid revenues realized .....	11,631.00
Delinquent taxes including	.....
liens—1950 collections .....	15,249.91
Current taxes—1950 collections ..	62,831.28
Emergency borrowings .....	.....
<b>TOTAL RECEIPTS AND REVENUES REALIZED .....</b>	<b>\$123,594.03</b>

<b>CAPITAL OUTLAY—1950</b>	
Beaches and boardwalks .....	.....
Buildings and equipment .....	.....
Parks and playgrounds .....	.....
Sewers .....	.....
Streets, roads and bridges .....	.....
Water supply .....	.....
Other .....	.....

<b>Tax rate .....</b>	<b>\$6.20</b>
Local school tax rate .....	4.25
County tax rate .....	1.95
Local purpose tax rate .....	.....

<b>TAXES</b>	
Local school tax ...	\$54,000.00
County taxes .....	24,751.45
Special district taxes .....	.....
<b>Local purpose levy .....</b>	<b>\$78,751.45</b>
<b>Total tax levy (tax duplicate) ..</b>	<b>\$78,751.45</b>
<b>Per Capita Total Tax Levy .....</b>	<b>\$27.92</b>

<b>Current</b>	
1950 taxes levied (total) .....	\$79,357.19
Collected in 1950 .....	62,831.28
Per cent of levy collected in 1950 ...	79.17
Transferred to liens .....	1,180.27
Cancelled, abated or adjusted .....	453.70
Outstanding December 31, 1950 ..	\$14,891.94

<b>All Prior Years Outstanding</b>	
Balance January 1, 1950 .....	\$20,960.73
Collected in 1950 .....	18,424.30
Balance December 31, 1950 .....	\$5,134.38

<b>Tax Title Liens Outstanding</b>	
Balance January 1, 1950 .....	\$7,959.70
Redeemed by cash .....	425.61
Balance December 31, 1950 .....	\$9,437.94

<b>Property Acquired by Deed or Foreclosure</b>	
Balance January 1, 1950 .....	\$4,450.00
Sale for cash .....	200.00
Balance December 31, 1950 .....	\$4,250.00

<b>CAPITAL DEBT, DECEMBER 31, 1950</b>	
<b>Gross Debt</b>	
School debt .....	.....
Self-liquidating debt. ....	.....
Other capital debt ..	.....

<b>TOTAL GROSS DEBT .....</b>	<b>.....</b>
<b>Per Capita Gross Debt .....</b>	<b>.....</b>

<b>Deductions for</b>	
School debt .....	.....
Self-liquidating debt. ....	.....
Other capital debt ..	.....

<b>TOTAL DEDUCTIONS .....</b>	<b>.....</b>
<b>NET DEBT .....</b>	<b>.....</b>

<b>Average Assessed Valuations</b>	
Real Property 1948-1949-1950 ..	\$1,120,214.00
Per Cent of Net Debt .....	.....

<b>CURRENT FINANCES DECEMBER 31, 1950</b>	
Cash .....	\$45,907.04
Taxes receivable .....	20,026.32
Tax title liens .....	9,437.94
Foreclosed property .....	4,250.00
Accounts receivable .....	.....
State road aid receivable .....	8,658.70
Emergencies and deferred charges ..	7,279.28
<b>TOTAL ASSETS .....</b>	<b>\$95,559.28</b>

Cash liabilities .....	\$25,453.00
Reserves .....	33,714.26
Surplus revenue .....	36,392.02

<b>TOTAL LIABILITIES AND SURPLUS .....</b>	<b>\$95,559.28</b>
--------------------------------------------	--------------------

# MOUNT OLIVE TOWNSHIP—MORRIS COUNTY

Population Census, 1950—2,580  
1940—1,526

Land Area 31.6 sq. mi.

Net Valuation Taxable \$2,667,897

<b>EXPENDITURES AND REQUIRED PAYMENTS FOR 1950</b>	
<b>General Government</b>	
Administrative and executive . . . . .	\$18,314.35
Assessment and collection of taxes . . . . .	5,300.00
Finance Department . . . . .	675.00
<b>Protection to Persons &amp; Property</b>	
Fire . . . . .	3,634.90
Police . . . . .	16,838.39
Other . . . . .	.....
<b>Streets and Roads</b>	
Repairs and maintenance . . . . .	43,164.17
Street lighting . . . . .	500.00
<b>Sanitation</b>	
Street cleaning . . . . .	.....
Garbage and ash removal . . . . .	.....
Sewers . . . . .	.....
<b>Health and Charities</b>	
Health service . . . . .	1,955.92
Poor (including relief) . . . . .	4,320.00
Hospitals (aid and maintenance) . . . . .	1,000.00
Other . . . . .	.....
<b>Recreation</b>	
Beaches and boardwalks . . . . .	.....
Parks and playgrounds . . . . .	.....
Other . . . . .	.....
<b>Educational</b>	
(Exclusive of school districts) . . . . .	.....
<b>Unclassified Purposes</b>	
(Including contingent) . . . . .	2,049.50
<b>SUB-TOTAL—Municipal functions..</b>	<b>\$97,752.23</b>
<b>Per Capita—Municipal functions . . . . .</b>	
Capital imp'ts and capital imp't fund . . . . .	\$2,000.00
<b>Debt Service</b>	
Principal payments . . . . .	\$7,500.00
Interest payments . . . . .	101.86
<b>Total . . . . .</b>	<b>7,601.86</b>
<b>Per Capita Debt Service . . . . .</b>	
<b>Deferred Charges and Statutory Expenditures</b>	<b>\$2.95</b>
Emergencies . . . . .	\$1,538.35
Other deferred chgs. . . . .	494.84
<b>Total . . . . .</b>	<b>2,033.19</b>
<b>TOTAL—Municipal expenditures . . . . .</b>	<b>\$109,387.28</b>
<b>Required Payments for Local School, County, and Special District Taxes . . . . .</b>	
	96,568.59
<b>TOTAL EXPENDITURES AND REQUIRED PAYMENTS . . . . .</b>	<b>\$205,955.87</b>
Reserve for uncollected taxes . . . . .	\$32,649.50
<b>GRAND TOTAL—Budget . . . . .</b>	<b>\$238,605.37</b>
<b>RECEIPTS AND REVENUES REALIZED IN 1950 TO MEET EXPENDITURES AND REQUIRED PAYMENTS</b>	
Surplus revenue appropriated . . . . .	\$16,033.19
Miscellaneous revenues realized . . . . .	23,770.53
State aid revenues realized . . . . .	8,536.61
Delinquent taxes including	
liens—1950 collections . . . . .	21,256.54
current taxes—1950 collections . . . . .	152,723.12
Emergency borrowings . . . . .	.....
<b>TOTAL RECEIPTS AND REVENUES REALIZED . . . . .</b>	<b>\$222,319.99</b>

### CAPITAL OUTLAY—1950

Beaches and boardwalks . . . . .	.....
Buildings and equipment . . . . .	\$11,981.16
Parks and playgrounds . . . . .	.....
Sewers . . . . .	.....
Streets, roads and bridges . . . . .	6,374.71
Water supply . . . . .	.....
Other . . . . .	.....

<b>Tax rate . . . . .</b>	<b>\$6.16</b>
Local school tax rate . . . . .	2.13
County tax rate . . . . .	1.00
Local purpose tax rate . . . . .	3.03

### TAXES

Local school tax . . . . .	\$56,946.01	
County taxes . . . . .	26,847.58	
Special district taxes . . . . .	12,775.00	
<b>Local purpose levy . . . . .</b>	<b>80,477.49</b>	\$96,568.59
<b>Total tax levy (tax duplicate) . . . . .</b>	<b>\$177,046.08</b>	
<b>Per Capita Total Tax Levy . . . . . \$68.62</b>		

### Current

1950 taxes levied (total) . . . . .	\$179,233.16
Collected in 1950 . . . . .	152,723.12
Per cent of levy collected in 1950 . . . . .	85.21
Transferred to liens . . . . .	.....
Cancelled, abated or adjusted . . . . .	.....
<b>Outstanding December 31, 1950 . . . . .</b>	<b>\$26,510.04</b>

### All Prior Years Outstanding

Balance January 1, 1950 . . . . .	\$28,825.87
Collected in 1950 . . . . .	20,543.22
<b>Balance December 31, 1950 . . . . .</b>	<b>\$8,282.65</b>

### Tax Title Liens Outstanding

Balance January 1, 1950 . . . . .	\$19,248.46
Redeemed by cash . . . . .	713.32
<b>Balance December 31, 1950 . . . . .</b>	<b>\$18,535.14</b>

### Property Acquired by Deed or Foreclosure

Balance January 1, 1950 . . . . .	\$400.00
Sale for cash . . . . .	.....
<b>Balance December 31, 1950 . . . . .</b>	<b>\$400.00</b>

### CAPITAL DEBT, DECEMBER 31, 1950

<b>Gross Debt</b>	
School debt . . . . .	\$170,000.00
Self-liquidating debt . . . . .	.....
Other capital debt . . . . .	12,900.00
<b>TOTAL GROSS DEBT . . . . .</b>	<b>\$182,900.00</b>
<b>Per Capita Gross Debt . . . . . \$70.89</b>	

### Deductions for

School debt . . . . .	\$142,930.00
Self-liquidating debt . . . . .	.....
Other capital debt . . . . .	.....
<b>TOTAL DEDUCTIONS . . . . .</b>	<b>142,930.00</b>
<b>NET DEBT . . . . .</b>	<b>\$39,970.00</b>

### Average Assessed Valuations

Real Property 1948-1949-1950 . . . . .	\$2,382,159.00
<b>Per Cent of Net Debt . . . . .</b>	<b>1.67</b>

### CURRENT FINANCES DECEMBER 31, 1950

Cash . . . . .	\$44,513.51
Taxes receivable . . . . .	34,792.69
Tax title liens . . . . .	18,535.14
Foreclosed property . . . . .	400.00
Accounts receivable . . . . .	6,653.18
State road aid receivable . . . . .	36.33
Emergencies and deferred charges . . . . .	2,500.00
<b>TOTAL ASSETS . . . . .</b>	<b>\$107,430.85</b>

Cash liabilities . . . . .	\$13,740.14
Reserves . . . . .	60,381.01
Surplus revenue . . . . .	33,309.70

<b>TOTAL LIABILITIES AND SURPLUS . . . . .</b>	<b>\$107,430.85</b>
------------------------------------------------	---------------------

**MULLICA TOWNSHIP—ATLANTIC COUNTY**

Population Census, 1950—1,808  
1940—1,500

Land Area 54.72 sq. mi.

Net Valuation Taxable \$967,524

**EXPENDITURES AND REQUIRED PAYMENTS FOR 1950**

<b>General Government</b>	
Administrative and executive .....	\$3,909.11
Assessment and collection of taxes .....	2,811.27
Finance Department .....	250.00
<b>Protection to Persons &amp; Property</b>	
Fire .....	2,400.00
Police .....	2,033.60
Other .....	.....
<b>Streets and Roads</b>	
Repairs and maintenance .....	9,497.07
Street lighting .....	1,470.00
<b>Sanitation</b>	
Street cleaning .....	.....
Garbage and ash removal .....	.....
Sewers .....	.....
<b>Health and Charities</b>	
Health service .....	557.40
Poor (including relief) .....	1,000.00
Hospitals (aid and maintenance) .....	.....
Other .....	.....
<b>Recreation</b>	
Beaches and boardwalks .....	.....
Parks and playgrounds .....	.....
Other .....	.....
<b>Educational</b> (Exclusive of school districts) ..	.....
<b>Unclassified Purposes</b> (Including contingent) .....	177.14
<b>SUB-TOTAL—Municipal functions..</b>	<b>\$24,105.59</b>

<b>Per Capita—Municipal functions ....</b>	<b>\$13.33</b>
Capital imp'ts and capital imp't fund .....	\$1,555.55
<b>Debt Service</b>	
Principal payments ..	.....
Interest payments ..	.....
Total .....	.....
<b>Per Capita Debt Service .....</b>	<b>.....</b>
<b>Deferred Charges and Statutory Expenditures</b>	
Emergencies .....	\$700.00
Other deferred chgs. ....	1,202.30
Total .....	1,902.30
<b>TOTAL—Municipal expenditures ...</b>	<b>\$27,563.44</b>

<b>Required Payments for Local School, County, and Special District Taxes .....</b>	<b>49,440.61</b>
-------------------------------------------------------------------------------------	------------------

<b>TOTAL EXPENDITURES AND REQUIRED PAYMENTS .....</b>	<b>\$77,004.05</b>
Reserve for uncollected taxes .....	\$19,477.46
<b>GRAND TOTAL—Budget .....</b>	<b>\$96,481.51</b>

**RECEIPTS AND REVENUES REALIZED IN 1950 TO MEET EXPENDITURES AND REQUIRED PAYMENTS**

Surplus revenue appropriated ..	\$5,000.00
Miscellaneous revenues realized ..	21,236.42
State aid revenues realized .....	7,188.00
<b>Delinquent taxes including</b>	
Liens—1950 collections .....	11,680.25
Current taxes—1950 collections ..	46,605.31
Emergency borrowings .....	.....
<b>TOTAL RECEIPTS AND REVENUES REALIZED .....</b>	<b>\$91,709.98</b>

**CAPITAL OUTLAY—1950**

Beaches and boardwalks .....	.....
Buildings and equipment .....	.....
Parks and playgrounds .....	.....
Sewers .....	.....
Streets, roads and bridges .....	.....
Water supply .....	.....
Other .....	.....

<b>Tax rate .....</b>	<b>\$6.74</b>
Local school tax rate .....	3.62
County tax rate .....	1.49
Local purpose tax rate .....	1.63

**TAXES**

Local school tax ...	\$35,000.00	
County taxes .....	14,440.61	
Special district taxes .....	.....	
Local purpose levy .....	.....	\$49,440.61
		<u>15,701.75</u>
<b>Total tax levy (tax duplicate) ..</b>		<b>\$65,142.36</b>

<b>Per Capita Total Tax Levy .....</b>	<b>\$36.03</b>
----------------------------------------	----------------

<b>Current</b>		
1950 taxes levied (total) .....		\$65,142.36
Collected in 1950 .....		46,605.31
Per cent of levy collected in 1950 ...	71.54	
Transferred to liens .....	.....	
Cancelled, abated or adjusted ..	.....	
Outstanding December 31, 1950 ..		<u>\$18,537.05</u>

<b>All Prior Years Outstanding</b>		
Balance January 1, 1950 .....		\$20,285.91
Collected in 1950 .....		11,401.24
Balance December 31, 1950 .....		<u>\$8,884.67</u>

<b>Tax Title Liens Outstanding</b>		
Balance January 1, 1950 .....		\$107,107.25
Redeemed by cash .....		279.01
Balance December 31, 1950 .....		<u>\$106,828.24</u>

<b>Property Acquired by Deed or Foreclosure</b>		
Balance January 1, 1950 .....		.....
Sale for cash .....		.....
Balance December 31, 1950 .....		<u>.....</u>

**CAPITAL DEBT, DECEMBER 31, 1950**

<b>Gross Debt</b>		
School debt .....	.....	
Self-liquidating debt ..	.....	
Other capital debt ..	\$750.00	
<b>TOTAL GROSS DEBT .....</b>	<b>\$750.00</b>	
<b>Per Capita Gross Debt .....</b>	<b>\$0.41</b>	

<b>Deductions for</b>		
School debt .....	.....	
Self-liquidating debt ..	.....	
Other capital debt ..	.....	
<b>TOTAL DEDUCTIONS .....</b>	<b>.....</b>	
<b>NET DEBT .....</b>	<b>\$750.00</b>	

<b>Average Assessed Valuations</b>		
Real Property 1948-1949-1950 ..		\$870,211.00
Per Cent of Net Debt .....		0.08

<b>CURRENT FINANCES DECEMBER 31, 1950</b>		
Cash .....	\$67,035.05	
Taxes receivable .....	27,421.72	
Tax title liens .....	106,828.24	
Foreclosed property .....	.....	
Accounts receivable .....	135.18	
State road aid receivable ..	.....	
Emergencies and deferred charges ..	750.00	
<b>TOTAL ASSETS .....</b>	<b>\$202,170.19</b>	
Cash liabilities .....	\$1,321.14	
Reserves .....	134,385.14	
Surplus revenue .....	66,463.91	
<b>TOTAL LIABILITIES AND SURPLUS .....</b>	<b>\$202,170.19</b>	

# NATIONAL PARK BOROUGH—GLOUCESTER COUNTY

Population Census, 1950—2,405  
1940—1,977

Land Area 0.99 sq. mi.

Net Valuation Taxable \$867,945

## EXPENDITURES AND REQUIRED PAYMENTS FOR 1950

<b>General Government</b>	
Administrative and executive . . .	\$5,012.00
Assessment and collection of taxes	4,492.50
Finance Department . . . . .	.....
<b>Protection to Persons &amp; Property</b>	
Fire . . . . .	5,565.00
Police . . . . .	3,050.00
Other . . . . .	.....
<b>Streets and Roads</b>	
Repairs and maintenance . . . . .	3,050.00
Street lighting . . . . .	3,100.00
<b>Sanitation</b>	
Street cleaning . . . . .	.....
Garbage and ash removal . . . . .	1,300.00
Sewers . . . . .	.....
<b>Health and Charities</b>	
Health service . . . . .	937.00
Poor (including relief) . . . . .	1,272.00
Hospitals (aid and maintenance).	.....
Other . . . . .	.....
<b>Recreation</b>	
Beaches and boardwalks . . . . .	.....
Parks and playgrounds . . . . .	.....
Other . . . . .	.....
<b>Educational</b>	
(Exclusive of school districts) ..	.....
<b>Unclassified Purposes</b>	
(Including contingent) . . . . .	100.00
<b>SUB-TOTAL—Municipal functions..</b>	<b>\$27,878.50</b>

<b>Per Capita—Municipal functions . . . . .</b>	<b>\$11.59</b>
Capital imp'ts and capital imp't fund	\$500.00
<b>Debt Service</b>	
Principal payments . . . . .	\$12,000.00
Interest payments .. . . .	8,707.21
Total . . . . .	20,707.21
<b>Per Capita Debt Service . . . . .</b>	<b>\$8.61</b>
<b>Deferred Charges and Statutory Expenditures</b>	
Emergencies . . . . .	\$755.00
Other deferred chgs. . . . .	16.01
Total . . . . .	771.01
<b>TOTAL—Municipal expenditures . . .</b>	<b>\$49,856.72</b>

<b>Required Payments for Local School, County, and Special District Taxes . . . . .</b>	<b>51,219.80</b>
-----------------------------------------------------------------------------------------	------------------

<b>TOTAL EXPENDITURES AND REQUIRED PAYMENTS . . . . .</b>	<b>\$101,076.52</b>
Reserve for uncollected taxes . . . . .	\$26,673.58
<b>GRAND TOTAL—Budget . . . . .</b>	<b>\$127,750.10</b>

## RECEIPTS AND REVENUES REALIZED IN 1950 TO MEET EXPENDITURES AND REQUIRED PAYMENTS

Surplus revenue appropriated ..	\$10,000.00
Miscellaneous revenues realized.	23,023.55
State aid revenues realized . . . . .	2,332.00
Delinquent taxes including	.....
liens—1950 collections . . . . .	17,096.94
Current taxes—1950 collections..	51,078.15
Emergency borrowings . . . . .	.....
<b>TOTAL RECEIPTS AND REVENUES REALIZED . . . . .</b>	<b>\$103,530.64</b>

### CAPITAL OUTLAY—1950

Beaches and boardwalks . . . . .	.....
Buildings and equipment . . . . .	.....
Parks and playgrounds . . . . .	.....
Sewers . . . . .	.....
Streets, roads and bridges . . . . .	.....
Water supply . . . . .	.....
Other . . . . .	.....

<b>Tax rate . . . . .</b>	<b>\$8.80</b>
Local school tax rate . . . . .	4.90
County tax rate . . . . .	1.00
Local purpose tax rate . . . . .	2.90

### TAXES

Local school tax . . . . .	\$42,565.00	
County taxes . . . . .	8,654.80	
Special district taxes . . . . .	.....	
Local purpose levy . . . . .	.....	\$51,219.80
		25,045.24
<b>Total tax levy (tax duplicate) ..</b>		<b>\$76,265.04</b>

<b>Per Capita Total Tax Levy . . . . .</b>	<b>\$31.71</b>
--------------------------------------------	----------------

### Current

1950 taxes levied (total) . . . . .	\$76,379.16
Collected in 1950 . . . . .	51,078.15
Per cent of levy collected in 1950 . . . . .	66.87
Transferred to liens . . . . .	13,069.65
Cancelled, abated or adjusted . . . . .	525.80
Outstanding December 31, 1950 ..	\$11,705.56

### All Prior Years Outstanding

Balance January 1, 1950 . . . . .	\$26,650.07
Collected in 1950 . . . . .	12,635.47
Balance December 31, 1950 . . . . .	\$9,445.66

### Tax Title Liens Outstanding

Balance January 1, 1950 . . . . .	\$161,515.84
Redeemed by cash . . . . .	4,461.47
Balance December 31, 1950 . . . . .	\$171,098.09

### Property Acquired by Deed or Foreclosure

Balance January 1, 1950 . . . . .	\$30,692.73
Sale for cash . . . . .	635.00
Balance December 31, 1950 . . . . .	\$30,035.00

### CAPITAL DEBT, DECEMBER 31, 1950

<b>Gross Debt</b>	
School debt . . . . .	.....
Self-liquidating debt. . . . .	\$112,000.00
Other capital debt .. . . .	145,000.00
<b>TOTAL GROSS DEBT . . . . .</b>	<b>\$257,000.00</b>
<b>Per Capita Gross Debt . . . . .</b>	<b>\$106.86</b>

### Deductions for

School debt . . . . .	.....
Self-liquidating debt. . . . .	\$112,000.00
Other capital debt .. . . .	1,241.00
<b>TOTAL DEDUCTIONS . . . . .</b>	<b>113,241.00</b>
<b>NET DEBT . . . . .</b>	<b>\$143,759.00</b>

### Average Assessed Valuations

Real Property 1948-1949-1950..	\$857,412.00
Per Cent of Net Debt . . . . .	16.76

### CURRENT FINANCES DECEMBER 31, 1950

Cash . . . . .	\$36,530.46
Taxes receivable . . . . .	21,151.22
Tax title liens . . . . .	171,098.09
Foreclosed property . . . . .	30,035.00
Accounts receivable . . . . .	146.89
State road aid receivable . . . . .	7,339.58
Emergencies and deferred charges ..	200.00
<b>TOTAL ASSETS . . . . .</b>	<b>\$266,511.24</b>

Cash liabilities . . . . .	\$40,190.23
Reserves . . . . .	222,531.20
Surplus revenue . . . . .	3,879.81

<b>TOTAL LIABILITIES AND SURPLUS . . . . .</b>	<b>\$266,511.24</b>
------------------------------------------------	---------------------

# NEPTUNE TOWNSHIP—MONMOUTH COUNTY

Population Census, 1950—13,495  
1940—10,207

Land Area 8.0 sq. mi.

Net Valuation Taxable \$10,578,339

## EXPENDITURES AND REQUIRED PAYMENTS FOR 1950

<b>General Government</b>	
Administrative and executive .....	\$38,713.25
Assessment and collection of taxes .....	26,447.50
Finance Department .....	.....
<b>Protection to Persons &amp; Property</b>	
Fire .....	.....
Police .....	79,769.25
Other .....	.....
<b>Streets and Roads</b>	
Repairs and maintenance .....	68,263.27
Street lighting .....	11,500.00
<b>Sanitation</b>	
Street cleaning .....	.....
Garbage and ash removal .....	34,016.66
Sewers .....	.....
<b>Health and Charities</b>	
Health service .....	9,100.00
Poor (including relief) .....	13,136.73
Hospitals (aid and maintenance) .....	.....
Other .....	.....
<b>Recreation</b>	
Beaches and boardwalks .....	.....
Parks and playgrounds .....	4,800.00
Other .....	.....
<b>Educational</b>	
(Exclusive of school districts) ..	550.00
<b>Unclassified Purposes</b>	
(Including contingent) .....	12,408.34
<b>SUB-TOTAL—Municipal functions..</b>	<b>\$298,705.00</b>

<b>Per Capita—Municipal functions .....</b>	<b>\$22.13</b>
Capital imp'ts and capital imp't fund .....	\$24,600.00
<b>Debt Service</b>	
Principal payments ..	\$92,000.00
Interest payments ..	19,362.50
<b>Total .....</b>	<b>111,362.50</b>
<b>Per Capita Debt Service .....</b>	
<b>.....</b>	<b>\$8.25</b>
<b>Deferred Charges and Statutory Expenditures</b>	
Emergencies .....	\$1,735.87
Other deferred chgs. ....	.....
<b>Total .....</b>	<b>1,735.87</b>

TOTAL—Municipal expenditures ... \$436,403.37

**Required Payments for Local School, County, and Special District Taxes .....** 647,108.77

**TOTAL EXPENDITURES AND REQUIRED PAYMENTS .....** **\$1,083,512.14**

Reserve for uncollected taxes .....

**GRAND TOTAL—Budget .....** **\$1,264,746.25**

## RECEIPTS AND REVENUES REALIZED IN 1950 TO MEET EXPENDITURES AND REQUIRED PAYMENTS

Surplus revenue appropriated ..	\$150,000.00
Miscellaneous revenues realized ..	124,701.90
State aid revenues realized .....	16,624.96
Delinquent taxes including	.....
liens—1950 collections .....	96,839.72
Current taxes—1950 collections..	782,931.54
Emergency borrowings .....	.....
<b>TOTAL RECEIPTS AND REVENUES REALIZED .....</b>	<b>\$1,171,098.12</b>

## CAPITAL OUTLAY—1950

Beaches and boardwalks .....	.....
Buildings and equipment .....	\$8,300.00
Parks and playgrounds .....	.....
Sewers .....	15,189.84
Streets, roads and bridges .....	4,989.21
Water supply .....	.....
Other .....	51,197.44

<b>Tax rate .....</b>	<b>\$8.16</b>
Local school tax rate .....	4.11
County tax rate .....	1.51
Local purpose tax rate ....	2.54

## TAXES

Local school tax ...	\$434,397.50
County taxes .....	160,231.27
Special district taxes .....	52,480.00

Local purpose levy .....	\$647,108.77
<b>Total tax levy (tax duplicate) ..</b>	<b>\$915,610.81</b>

**Per Capita Total Tax Levy .....** **\$67.85**

## Current

1950 taxes levied (total) .....	\$918,259.68
Collected in 1950 .....	782,931.54
Per cent of levy collected in 1950 ...	85.26
Transferred to liens .....	51,673.44
Cancelled, abated or adjusted ....	1,781.40
Outstanding December 31, 1950 ..	\$81,873.30

## All Prior Years Outstanding

Balance January 1, 1950 .....	\$93,064.96
Collected in 1950 .....	73,479.75
Balance December 31, 1950 .....	\$7,722.80

## Tax Title Liens Outstanding

Balance January 1, 1950 .....	\$535,479.92
Redeemed by cash .....	23,359.97
Balance December 31, 1950 .....	\$537,932.69

## Property Acquired by Deed or Foreclosure

Balance January 1, 1950 .....	\$232,613.03
Sale for cash .....	68,798.00
Balance December 31, 1950 .....	\$208,086.03

## CAPITAL DEBT, DECEMBER 31, 1950

### Gross Debt

School debt .....	\$145,000.00
Self-liquidating debt ..	78,350.00
Other capital debt ..	479,023.00

**TOTAL GROSS DEBT .....** **\$702,373.00**

**Per Capita Gross Debt .....** **\$52.05**

### Deductions for

School debt .....	\$145,000.00
Self-liquidating debt ..	78,350.00
Other capital debt ..	.....

**TOTAL DEDUCTIONS .....** **223,350.00**

**NET DEBT .....** **\$479,023.00**

### Average Assessed Valuations

Real Property 1948-1949-1950..	\$9,765,544.00
Per Cent of Net Debt .....	4.90

## CURRENT FINANCES DECEMBER 31, 1950

Cash .....	\$325,222.89
Taxes receivable .....	89,596.10
Tax title liens .....	537,932.69
Foreclosed property .....	208,086.03
Accounts receivable .....	80,549.18
State road aid receivable .....	15,000.00
Emergencies and deferred charges ..	2,000.00
<b>TOTAL ASSETS .....</b>	<b>\$1,258,386.89</b>

Cash liabilities .....	\$55,317.10
Reserves .....	916,164.00
Surplus revenue .....	286,905.79

**TOTAL LIABILITIES AND SURPLUS .....** **\$1,258,386.89**

## NEPTUNE CITY BOROUGH—MONMOUTH COUNTY

Population Census, 1950—3,068  
1940—2,392

Land Area 0.9 sq. mi.

Net Valuation Taxable \$1,782,095

### EXPENDITURES AND RE- QUIRED PAYMENTS FOR 1950

<b>General Government</b>	
Administrative and executive . . . . .	\$10,583.22
Assessment and collection of taxes	7,791.80
Finance Department . . . . .	400.00
<b>Protection to Persons &amp; Property</b>	
Fire . . . . .	3,880.68
Police . . . . .	15,150 07
Other . . . . .	.....
<b>Streets and Roads</b>	
Repairs and maintenance . . . . .	13,262.93
Street lighting . . . . .	4,638.01
<b>Sanitation</b>	
Street cleaning . . . . .	.....
Garbage and ash removal . . . . .	5,000.00
Sewers . . . . .	.....
<b>Health and Charities</b>	
Health service . . . . .	1,416.75
Poor (including relief) . . . . .	1,052.23
Hospitals (aid and maintenance) . . . . .	.....
Other . . . . .	.....
<b>Recreation</b>	
Beaches and boardwalks . . . . .	.....
Parks and playgrounds . . . . .	.....
Other . . . . .	.....
<b>Educational</b>	
(Exclusive of school districts) . . . . .	180.00
<b>Unclassified Purposes</b>	
(Including contingent) . . . . .	2,699.63
<b>SUB-TOTAL—Municipal functions..</b>	<b>\$66,055.32</b>

<b>Per Capita—Municipal functions . . . . .</b>	
Capital imp'ts and capital imp't fund	\$21.53
Debt Service	\$7,576.12
Principal payments . . . . .	\$20,500.00
Interest payments . . . . .	7,941.75
Total . . . . .	28,441.75
<b>Per Capita Debt Service . . . . .</b>	
Deferred Charges and Statutory Expenditures	\$9.27
Emergencies . . . . .	\$1,681.86
Other deferred chgs. . . . .	.....
Total . . . . .	1,681.86

**TOTAL—Municipal expenditures . . . . .** \$103,755.05

**Required Payments for Local School, County, and Special District Taxes . . . . .** 101,459.66

**TOTAL EXPENDITURES AND REQUIRED PAYMENTS . . . . .** \$205,214.71

Reserve for uncollected taxes . . . . . \$5,094.41

**GRAND TOTAL—Budget . . . . .** \$210,309.12

### RECEIPTS AND REVENUES REALIZED IN 1950 TO MEET EXPENDITURES AND RE- QUIRED PAYMENTS

Surplus revenue appropriated . . . . .	\$29,681.86
Miscellaneous revenues realized . . . . .	30,132.90
State aid revenues realized . . . . .	4,747.00
Delinquent taxes including	
liens—1950 collections . . . . .	25,496.22
Current taxes—1950 collections..	137,859.51
Emergency borrowings . . . . .	.....

**TOTAL RECEIPTS AND REVENUES REALIZED . . . . .** \$227,917.49

### CAPITAL OUTLAY—1950

Beaches and boardwalks . . . . .	.....
Buildings and equipment . . . . .	\$3,300.00
Parks and playgrounds . . . . .	.....
Sewers . . . . .	.....
Streets, roads and bridges . . . . .	.....
Water supply . . . . .	.....
Other . . . . .	.....

<b>Tax rate . . . . .</b>	<b>\$9.46</b>
Local school tax rate . . . . .	4.18
County tax rate . . . . .	1.51
Local purpose tax rate . . . . .	3.77

### TAXES

Local school tax . . . . .	\$74,480.34	
County taxes . . . . .	26,979.32	
Special district taxes . . . . .	.....	
Local purpose levy . . . . .	.....	\$101,459.66
		67,008.26
<b>Total tax levy (tax duplicate) . .</b>		<b>\$168,467.92</b>

**Per Capita Total Tax Levy . . . . .** \$54.91

### Current

1950 taxes levied (total) . . . . .	\$168,596.13
Collected in 1950 . . . . .	137,859.51
Per cent of levy collected in 1950 . . . . .	81.76
Transferred to liens . . . . .	8,349.01
Cancelled, abated or adjusted . . . . .	747.52
Outstanding December 31, 1950 . . . . .	\$21,640.09

### All Prior Years Outstanding

Balance January 1, 1950 . . . . .	\$23,898.83
Collected in 1950 . . . . .	23,258.44
Balance December 31, 1950 . . . . .	\$168.96

### Tax Title Liens Outstanding

Balance January 1, 1950 . . . . .	\$106,633.77
Redeemed by cash . . . . .	2,237.78
Balance December 31, 1950 . . . . .	\$112,903.66

### Property Acquired by Deed or Foreclosure

Balance January 1, 1950 . . . . .	\$33,383.50
Sale for cash . . . . .	7,893.50
Balance December 31, 1950 . . . . .	\$25,490.00

### CAPITAL DEBT, DECEMBER 31, 1950

<b>Gross Debt</b>	
School debt . . . . .	\$38,000.00
Self-liquidating debt . . . . .	.....
Other capital debt . . . . .	247,500.00

**TOTAL GROSS DEBT . . . . .** \$285,500.00

**Per Capita Gross Debt . . . . .** \$93.06

### Deductions for

School debt . . . . .	\$38,000.00
Self-liquidating debt . . . . .	.....
Other capital debt . . . . .	.....

**TOTAL DEDUCTIONS . . . . .** 38,000.00

**NET DEBT . . . . .** \$247,500.00

### Average Assessed Valuations

**Real Property 1948-1949-1950..** \$1,685,985.00

**Per Cent of Net Debt . . . . .** 14.67

### CURRENT FINANCES DECEMBER 31, 1950

Cash . . . . .	\$44,262.73
Taxes receivable . . . . .	21,809.05
Tax title liens . . . . .	112,903.66
Foreclosed property . . . . .	25,490.00
Accounts receivable . . . . .	2,775.96
State road aid receivable . . . . .	4,000.00
Emergencies and deferred charges . . . . .	.....

**TOTAL ASSETS . . . . .** \$211,241.40

Cash liabilities . . . . .	\$8,611.37
Reserves . . . . .	162,978.67
Surplus revenue . . . . .	39,651.36

**TOTAL LIABILITIES AND SURPLUS . . . . .** \$211,241.40

# NETCONG BOROUGH—MORRIS COUNTY

Population Census, 1950—2,287  
1940—2,157

Land Area 0.8 sq. mi.

Net Valuation Taxable \$1,246,509

## EXPENDITURES AND REQUIRED PAYMENTS FOR 1950

<b>General Government</b>	
Administrative and executive . . .	\$4,016.40
Assessment and collection of taxes	2,388.72
Finance Department . . . . .	600.00
<b>Protection to Persons &amp; Property</b>	
Fire . . . . .	1,885.00
Police . . . . .	6,974.82
Other . . . . .	.....
<b>Streets and Roads</b>	
Repairs and maintenance . . . . .	6,319.05
Street lighting . . . . .	2,150.00
<b>Sanitation</b>	
Street cleaning . . . . .	.....
Garbage and ash removal . . . . .	3,500.00
Sewers . . . . .	.....
<b>Health and Charities</b>	
Health service . . . . .	900.45
Poor (including relief) . . . . .	1,870.00
Hospitals (aid and maintenance) .	900.00
Other . . . . .	.....
<b>Recreation</b>	
Beaches and boardwalks . . . . .	.....
Parks and playgrounds . . . . .	.....
Other . . . . .	.....
<b>Educational</b>	
(Exclusive of school districts) . .	520.00
<b>Unclassified Purposes</b>	
(Including contingent) . . . . .	350.00
<b>SUB-TOTAL—Municipal functions..</b>	<b>\$32,374.44</b>

<b>Per Capita—Municipal functions . . . . .</b>	<b>\$14.16</b>
Capital imp'ts and capital imp't fund	\$10,100.00
<b>Debt Service</b>	
Principal payments . . . . .	\$4,000.00
Interest payments . . . . .	240.00
<b>Total . . . . .</b>	<b>4,240.00</b>
<b>Per Capita Debt Service . . . . .</b>	<b>\$1.85</b>
<b>Deferred Charges and Statutory Expenditures</b>	
Emergencies . . . . .	.....
Other deferred chgs. . . . .	.....
<b>Total . . . . .</b>	<b>.....</b>
<b>TOTAL—Municipal expenditures . .</b>	<b>\$46,714.44</b>

<b>Required Payments for Local School, County, and Special District Taxes . . . . .</b>	<b>59,858.77</b>
-----------------------------------------------------------------------------------------	------------------

<b>TOTAL EXPENDITURES AND REQUIRED PAYMENTS . . . . .</b>	<b>\$106,573.21</b>
Reserve for uncollected taxes . . . . .	\$12,124.20
<b>GRAND TOTAL—Budget . . . . .</b>	<b>\$118,697.41</b>

<b>RECEIPTS AND REVENUES REALIZED IN 1950 TO MEET EXPENDITURES AND REQUIRED PAYMENTS</b>	
Surplus revenue appropriated . . . . .	\$15,000.00
Miscellaneous revenues realized . . . . .	18,914.37
State aid revenues realized . . . . .	2,469.28
<b>Delinquent taxes including</b>	
liens—1950 collections . . . . .	4,970.36
Current taxes—1950 collections..	74,635.08
Emergency borrowings . . . . .	.....
<b>TOTAL RECEIPTS AND REVENUES REALIZED . . . . .</b>	<b>\$115,989.09</b>

<b>CAPITAL OUTLAY—1950</b>	
Beaches and boardwalks . . . . .	.....
Buildings and equipment . . . . .	.....
Parks and playgrounds . . . . .	.....
Sewers . . . . .	.....
Streets, roads and bridges . . . . .	.....
Water supply . . . . .	\$6,000.00
Other . . . . .	.....

<b>Tax rate . . . . .</b>	<b>\$6.24</b>
Local school tax rate . . . . .	3.80
County tax rate . . . . .	1.00
Local purpose tax rate . . . . .	1.44

<b>TAXES</b>	
Local school tax . . . . .	\$47,308.79
County taxes . . . . .	12,549.98
Special district taxes . . . . .	.....
<b>Local purpose levy . . . . .</b>	<b>\$59,858.77</b>
	19,047.64
<b>Total tax levy (tax duplicate) . .</b>	<b>\$78,906.41</b>
<b>Per Capita Total Tax Levy . . . . .</b>	<b>\$34.50</b>

<b>Current</b>	
1950 taxes levied (total) . . . . .	\$79,590.17
Collected in 1950 . . . . .	74,635.08
Per cent of levy collected in 1950 . . . . .	93.77
Transferred to liens . . . . .	90.48
Cancelled, abated or adjusted . . . . .	84.24
<b>Outstanding December 31, 1950 . .</b>	<b>\$4,780.37</b>

<b>All Prior Years Outstanding</b>	
Balance January 1, 1950 . . . . .	\$7,785.40
Collected in 1950 . . . . .	4,970.36
<b>Balance December 31, 1950 . . . . .</b>	<b>\$2,587.35</b>

<b>Tax Title Liens Outstanding</b>	
Balance January 1, 1950 . . . . .	\$181.17
Redeemed by cash . . . . .	.....
<b>Balance December 31, 1950 . . . . .</b>	<b>\$271.65</b>

<b>Property Acquired by Deed or Foreclosure</b>	
Balance January 1, 1950 . . . . .	.....
Sale for cash . . . . .	.....
<b>Balance December 31, 1950 . . . . .</b>	<b>.....</b>

## CAPITAL DEBT, DECEMBER 31, 1950

<b>Gross Debt</b>	
School debt . . . . .	\$56,650.00
Self-liquidating debt. . . . .	20,000.00
Other capital debt . . . . .	4,000.00
<b>TOTAL GROSS DEBT . . . . .</b>	<b>\$80,650.00</b>
<b>Per Capita Gross Debt . . . . .</b>	<b>\$35.26</b>

<b>Deductions for</b>	
School debt . . . . .	\$56,650.00
Self-liquidating debt. . . . .	20,000.00
Other capital debt . . . . .	.....
<b>TOTAL DEDUCTIONS . . . . .</b>	<b>76,650.00</b>
<b>NET DEBT . . . . .</b>	<b>\$4,000.00</b>

<b>Average Assessed Valuations</b>	
Real Property 1948-1949-1950..	\$1,050,717.00
<b>Per Cent of Net Debt . . . . .</b>	<b>0.38</b>

## CURRENT FINANCES DECEMBER 31, 1950

Cash . . . . .	\$27,055.01
Taxes receivable . . . . .	7,367.72
Tax title liens . . . . .	271.65
Foreclosed property . . . . .	.....
Accounts receivable . . . . .	211.14
State road aid receivable . . . . .	2,577.77
Emergencies and deferred charges . .	600.00
<b>TOTAL ASSETS . . . . .</b>	<b>\$38,083.29</b>

Cash liabilities . . . . .	\$1,521.58
Reserves . . . . .	7,850.51
Surplus revenue . . . . .	28,711.20
<b>TOTAL LIABILITIES AND SURPLUS . . . . .</b>	<b>\$38,083.29</b>

## NEWARK CITY—ESSEX COUNTY

Population Census, 1950—437,857  
1940—429,760

Land Area 24.14 sq. mi.

Net Valuation Taxable \$718,189,494

### EXPENDITURES AND REQUIRED PAYMENTS FOR 1950

<b>General Government</b>	
Administrative and executive . . .	\$2,408,673.84
Assessment and collection of taxes	567,346.94
Finance Department . . . . .	170,863.47
<b>Protection to Persons &amp; Property</b>	
Fire . . . . .	3,360,808.87
Police . . . . .	5,408,818.60
Other . . . . .	856,134.04
<b>Streets and Roads</b>	
Repairs and maintenance . . . . .	827,840.18
Street lighting . . . . .	406,596.33
<b>Sanitation</b>	
Street cleaning . . . . .	3,179,796.74
Garbage and ash removal . . . . .	748,089.95
Sewers . . . . .	748,089.95
<b>Health and Charities</b>	
Health service . . . . .	1,847,604.72
Poor (including relief) . . . . .	2,645,184.20
Hospitals (aid and maintenance) . .	2,440,121.00
Other . . . . .	.....
<b>Recreation</b>	
Beaches and boardwalks . . . . .	.....
Parks and playgrounds . . . . .	.....
Other . . . . .	168,168.13
<b>Educational</b>	
(Exclusive of school districts) . .	1,526,512.63
<b>Unclassified Purposes</b>	
(Including contingent) . . . . .	797,627.62
<b>SUB-TOTAL—Municipal functions..</b>	<b>\$27,360,187.26</b>

<b>Per Capita—Municipal functions . . . . .</b>	<b>\$62.49</b>
Capital imp'ts and capital imp't fund	\$426,068.00
<b>Debt Service</b>	
Principal payments . \$3,735,000.00	
Interest payments .. 1,933,600.25	
<b>Total . . . . .</b>	<b>5,668,600.25</b>
<b>Per Capita Debt Service . . . . .</b>	<b>\$12.95</b>
<b>Deferred Charges and Statutory Expenditures</b>	
Emergencies . . . . . \$415,000.00	
Other deferred chgs. 1,458,217.47	
<b>Total . . . . .</b>	<b>1,873,217.47</b>
<b>TOTAL—Municipal expenditures . . .</b>	<b>\$35,328,072.98</b>

<b>Required Payments for Local School, County, and Special District Taxes . . . . .</b>	<b>19,893,587.28</b>
-----------------------------------------------------------------------------------------	----------------------

<b>TOTAL EXPENDITURES AND REQUIRED PAYMENTS . . . . .</b>	<b>\$55,221,660.26</b>
Reserve for uncollected taxes . . . . .	\$4,795,039.07
<b>GRAND TOTAL—Budget . . . . .</b>	<b>\$60,016,699.33</b>

<b>RECEIPTS AND REVENUES REALIZED IN 1950 TO MEET EXPENDITURES AND REQUIRED PAYMENTS</b>	
Surplus revenue appropriated . . .	\$1,650,000.00
Miscellaneous revenues realized . .	10,403,563.13
State aid revenues realized . . . .	254,315.80
Delinquent taxes including	
liens—1950 collections . . . . .	1,954,860.40
Current taxes—1950 collections..	42,997,145.55
Emergency borrowings . . . . .	.....
<b>TOTAL RECEIPTS AND REVENUES REALIZED . . . . .</b>	<b>\$57,259,884.88</b>

### CAPITAL OUTLAY—1950

Beaches and boardwalks . . . . .	.....
Buildings and equipment . . . . .	\$2,271,152.65
Parks and playgrounds . . . . .	29,124.97
Sewers . . . . .	.....
Streets, roads and bridges . . . . .	130,393.37
Water supply . . . . .	631,133.26
Other . . . . .	.....

<b>Tax rate . . . . .</b>	<b>\$6.84</b>
Local school tax rate . . . . .	1.86
County tax rate . . . . .	0.92
Local purpose tax rate . . . . .	4.06

### TAXES

Local school tax . . . \$13,338,993.00	
County taxes . . . . . 6,554,594.28	
Special district taxes . . . . .	.....
<b>Local purpose levy . . . . .</b>	<b>\$19,893,587.28</b>
<b>Total tax levy (tax duplicate) ..</b>	<b>\$49,274,185.15</b>
<b>Per Capita Total Tax Levy . . . . .</b>	<b>\$112.53</b>

<b>Current</b>	
1950 taxes levied (total) . . . . .	\$45,646,767.67
Collected in 1950 . . . . .	42,997,145.55
Per cent of levy collected in 1950 . .	94.19
Transferred to liens . . . . .	105,214.48
Cancelled, abated or adjusted . . . .	287,148.82
Outstanding December 31, 1950 . .	\$2,257,258.82

<b>All Prior Years Outstanding</b>	
Balance January 1, 1950 . . . . .	\$8,744,941.72
Collected in 1950 . . . . .	1,856,813.43
Balance December 31, 1950 . . . . .	\$6,226,728.45

<b>Tax Title Liens Outstanding</b>	
Balance January 1, 1950 . . . . .	\$1,409,816.08
Redeemed by cash . . . . .	78,736.47
Balance December 31, 1950 . . . . .	\$1,406,989.99

<b>Property Acquired by Deed or Foreclosure</b>	
Balance January 1, 1950 . . . . .	\$614,101.50
Sale for cash . . . . .	19,310.50
Balance December 31, 1950 . . . . .	\$610,598.00

### CAPITAL DEBT, DECEMBER 31, 1950

<b>Gross Debt</b>	
School debt . . . . . \$9,495,000.00	
Self-liquidating debt. 14,230,000.00	
Other capital debt . . 49,302,346.00	
<b>TOTAL GROSS DEBT . . . . .</b>	<b>\$73,027,346.00</b>
<b>Per Capita Gross Debt . . . . .</b>	<b>\$166.78</b>

<b>Deductions for</b>	
School debt . . . . . \$9,495,000.00	
Self-liquidating debt. 14,230,000.00	
Other capital debt . . 5,198,303.00	
<b>TOTAL DEDUCTIONS . . . . .</b>	<b>28,923,303.00</b>
<b>NET DEBT . . . . .</b>	<b>\$44,104,043.00</b>

<b>Average Assessed Valuations</b>	
Real Property 1948-1949-1950 . . .	\$530,219,366.00
Per Cent of Net Debt . . . . .	8.31

### CURRENT FINANCES DECEMBER 31, 1950

Cash . . . . .	\$9,965,330.98
Taxes receivable . . . . .	8,483,987.27
Tax title liens . . . . .	1,406,989.99
Foreclosed property . . . . .	610,598.00
Accounts receivable . . . . .	218,168.79
State road aid receivable . . . . .	332,262.22
Emergencies and deferred charges . .	832,011.65
<b>TOTAL ASSETS . . . . .</b>	<b>\$21,849,348.90</b>
Cash liabilities . . . . .	\$1,192,904.53
Reserves . . . . .	10,719,744.05
Surplus revenue . . . . .	9,936,700.32
<b>TOTAL LIABILITIES AND SURPLUS . . . . .</b>	<b>\$21,849,348.90</b>

## NEW BRUNSWICK CITY—MIDDLESEX COUNTY

Population Census, 1950—38,768  
1940—33,180

Land Area 5.5 sq. mi.

Net Valuation Taxable \$46,296,379

### EXPENDITURES AND RE- QUIRED PAYMENTS FOR 1950

<b>General Government</b>	
Administrative and executive . . . . .	\$142,010.42
Assessment and collection of taxes	48,190.00
Finance Department . . . . .	.....
<b>Protection to Persons &amp; Property</b>	
Fire . . . . .	266,540.00
Police . . . . .	222,360.00
Other . . . . .	50,097.58
<b>Streets and Roads</b>	
Repairs and maintenance . . . . .	63,179.83
Street lighting . . . . .	55,300.00
<b>Sanitation</b>	
Street cleaning . . . . .	25,140.00
Garbage and ash removal . . . . .	167,550.00
Sewers . . . . .	145,800.00
<b>Health and Charities</b>	
Health service . . . . .	44,710.00
Poor (including relief) . . . . .	68,870.00
Hospitals (aid and maintenance) . . . . .	10,000.00
Other . . . . .	.....
<b>Recreation</b>	
Beaches and boardwalks . . . . .	.....
Parks and playgrounds . . . . .	65,550.00
Other . . . . .	32,200.00
<b>Educational</b>	
(Exclusive of school districts) . . . . .	51,825.00
<b>Unclassified Purposes</b>	
(Including contingent) . . . . .	103,775.00
<b>SUB-TOTAL—Municipal functions..</b>	<b>\$1,563,097.83</b>

<b>Per Capita—Municipal functions . . . . .</b>	<b>\$40.32</b>
Capital imp'ts and capital imp't fund	\$54,115.00
<b>Debt Service</b>	
Principal payments . . . . .	\$220,000.00
Interest payments . . . . .	57,024.50
<b>Total . . . . .</b>	<b>277,024.50</b>
<b>Per Capita Debt Service . . . . .</b>	
<b>\$7.15</b>	
<b>Deferred Charges and Statutory Expenditures</b>	
Emergencies . . . . .	\$13,200.00
Other deferred chgs. . . . .	95,608.50
<b>Total . . . . .</b>	<b>108,808.50</b>

**TOTAL—Municipal expenditures . . . . .** \$2,003,045.83

<b>Required Payments for Local School, County, and Special District Taxes . . . . .</b>	<b>1,601,079.08</b>
-----------------------------------------------------------------------------------------	---------------------

**TOTAL EXPENDITURES AND REQUIRED PAYMENTS . . . . .** \$3,604,124.91

Reserve for uncollected taxes . . . . . \$247,414.56

**GRAND TOTAL—Budget . . . . .** \$3,851,539.47

### RECEIPTS AND REVENUES REALIZED IN 1950 TO MEET EXPENDITURES AND RE- QUIRED PAYMENTS

Surplus revenue appropriated . . . . .	\$169,907.24
Miscellaneous revenues realized . . . . .	781,418.56
State aid revenues realized . . . . .	22,981.19
<b>Delinquent taxes including</b>	
liens—1950 collections . . . . .	81,435.99
Current taxes—1950 collections..	2,783,191.90
Emergency borrowings . . . . .	.....
<b>TOTAL RECEIPTS AND REVENUES REALIZED . . . . .</b>	<b>\$3,838,934.88</b>

### CAPITAL OUTLAY—1950

Beaches and boardwalks . . . . .	.....
Buildings and equipment . . . . .	\$5,697.25
Parks and playgrounds . . . . .	2,213.37
Sewers . . . . .	5,250.52
Streets, roads and bridges . . . . .	25,774.38
Water supply . . . . .	105,100.65
Other . . . . .	239,282.44

<b>Tax rate . . . . .</b>	<b>\$6.13</b>
Local school tax rate . . . . .	1.84
County tax rate . . . . .	1.62
Local purpose tax rate . . . . .	2.67

### TAXES

Local school tax . . . . .	\$852,970.00	
County taxes . . . . .	748,109.08	
Special district taxes . . . . .	.....	
<b>Local purpose levy . . . . .</b>	<b>1,601,079.08</b>	
		<b>1,241,959.15</b>
<b>Total tax levy (tax duplicate) ..</b>	<b>\$2,843,038.23</b>	

**Per Capita Total Tax Levy . . . . .** \$73.33

### Current

1950 taxes levied (total) . . . . .	\$2,879,762.26
Collected in 1950 . . . . .	2,783,191.90
Per cent of levy col- lected in 1950 . . . . .	96.64
Transferred to liens . . . . .	6,638.83
Cancelled, abated or adjusted . . . . .	2,862.55
Outstanding December 31, 1950 . . . . .	\$87,068.98

### All Prior Years Outstanding

Balance January 1, 1950 . . . . .	\$95,491.47
Collected in 1950 . . . . .	79,853.35
Balance December 31, 1950 . . . . .	\$11,854.75

### Tax Title Liens Outstanding

Balance January 1, 1950 . . . . .	\$83,952.96
Redeemed by cash . . . . .	2,862.55
Balance December 31, 1950 . . . . .	\$86,135.29

### Property Acquired by Deed or Foreclosure

Balance January 1, 1950 . . . . .	\$224,790.00
Sale for cash . . . . .	6,530.00
Balance December 31, 1950 . . . . .	\$221,280.00

### CAPITAL DEBT, DECEMBER 31, 1950

#### Gross Debt

School debt . . . . .	\$979,000.00
Self-liquidating debt. . . . .	1,735,000.00
Other capital debt . . . . .	1,578,000.00

**TOTAL GROSS DEBT . . . . .** \$4,292,000.00

**Per Capita Gross Debt . . . . .** \$110.71

#### Deductions for

School debt . . . . .	\$979,000.00
Self-liquidating debt. . . . .	1,735,000.00
Other capital debt . . . . .	15,000.00

**TOTAL DEDUCTIONS . . . . .** \$2,729,000.00

**NET DEBT . . . . .** \$1,563,000.00

#### Average Assessed Valuations

Real Property 1948-1949-1950..	\$40,319,075.00
Per Cent of Net Debt . . . . .	3.87

### CURRENT FINANCES DECEMBER 31, 1950

Cash . . . . .	\$556,623.09
Taxes receivable . . . . .	98,923.73
Tax title liens . . . . .	86,135.29
Foreclosed property . . . . .	221,280.00
Accounts receivable . . . . .	23,541.38
State road aid receivable . . . . .	19,403.89
Emergencies and deferred charges . . . . .	15,000.00
<b>TOTAL ASSETS . . . . .</b>	<b>\$1,020,907.38</b>

Cash liabilities . . . . .	\$233,332.17
Reserves . . . . .	429,880.40
Surplus revenue . . . . .	357,694.81

**TOTAL LIABILITIES AND SURPLUS . . . . .** \$1,020,907.38

**NEWFIELD BOROUGH—GLOUCESTER COUNTY**

Population Census, 1950—1,007  
1940—889

Land Area 1.74 sq. mi.

Net Valuation Taxable \$463,442

**EXPENDITURES AND RE-  
QUIRED PAYMENTS FOR 1950**

<b>General Government</b>	
Administrative and executive . . .	\$4,452.29
Assessment and collection of taxes	2,357.39
Finance Department . . . . .	100.00
<b>Protection to Persons &amp; Property</b>	
Fire . . . . .	1,927.72
Police . . . . .	618.00
Other . . . . .	.....
<b>Streets and Roads</b>	
Repairs and maintenance . . . . .	4,233.76
Street lighting . . . . .	1,813.59
<b>Sanitation</b>	
Street cleaning . . . . .	.....
Garbage and ash removal . . . . .	400.00
Sewers . . . . .	.....
<b>Health and Charities</b>	
Health service . . . . .	285.46
Poor (including relief) . . . . .	.....
Hospitals (aid and maintenance) . .	10.00
Other . . . . .	92.80
<b>Recreation</b>	
Beaches and boardwalks . . . . .	.....
Parks and playgrounds . . . . .	.....
Other . . . . .	.....
<b>Educational</b>	
(Exclusive of school districts) . .	125.00
<b>Unclassified Purposes</b>	
(Including contingent) . . . . .	175.00
<b>SUB-TOTAL—Municipal functions..</b>	<b>\$16,591.01</b>

<b>Per Capita—Municipal functions . . . . .</b>	<b>\$16.48</b>
Capital imp'ts and capital imp't fund	.....
<b>Debt Service</b>	
Principal payments . . . . .	.....
Interest payments . . . . .	\$0.52
<b>Total . . . . .</b>	<b>\$0.52</b>
<b>Per Capita Debt Service . . . . .</b>	
<b>Deferred Charges and Statutory Expenditures</b>	
Emergencies . . . . .	.....
Other deferred chgs. . . . .	\$165.00
<b>Total . . . . .</b>	<b>165.00</b>

<b>TOTAL—Municipal expenditures . . .</b>	<b>\$16,756.53</b>
<b>Required Payments for Local School, County, and Special District Taxes . . . . .</b>	
	29,944.30

<b>TOTAL EXPENDITURES AND REQUIRED PAYMENTS . . . . .</b>	<b>\$46,700.83</b>
Reserve for uncollected taxes . . . . .	\$5,993.09
<b>GRAND TOTAL—Budget . . . . .</b>	<b>\$52,693.92</b>

<b>RECEIPTS AND REVENUES REALIZED IN 1950 TO MEET EXPENDITURES AND REQUIRED PAYMENTS</b>	
Surplus revenue appropriated . .	\$3,000.00
Miscellaneous revenues realized . .	5,606.62
State aid revenues realized . . . .	2,186.00
Delinquent taxes including	
liens—1950 collections . . . . .	4,518.25
Current taxes—1950 collections..	34,486.11
Emergency borrowings . . . . .	.....
<b>TOTAL RECEIPTS AND REVENUES REALIZED . . . . .</b>	<b>\$49,796.98</b>

<b>CAPITAL OUTLAY—1950</b>	
Beaches and boardwalks . . . . .	.....
Buildings and equipment . . . . .	.....
Parks and playgrounds . . . . .	.....
Sewers . . . . .	.....
Streets, roads and bridges . . . . .	.....
Water supply . . . . .	.....
Other . . . . .	.....

<b>Tax rate . . . . .</b>	<b>\$8.58</b>
Local school tax rate . . . . .	5.47
County tax rate . . . . .	1.00
Local purpose tax rate . . . . .	2.11

**TAXES**

Local school tax . . . . .	\$25,340.50	
County taxes . . . . .	4,603.80	
Special district taxes . . . . .	.....	
<b>Local purpose levy . . . . .</b>	<b>10,005.09</b>	
<b>Total tax levy (tax duplicate) . .</b>	<b>\$39,949.39</b>	
<b>Per Capita Total Tax Levy . . . . . \$39.67</b>		
<b>Current</b>		
1950 taxes levied (total) . . . . .	\$40,309.60	
Collected in 1950 . . . . .	34,486.11	
Per cent of levy collected in 1950 . . .	85.55	
Transferred to liens . . . . .	763.62	
Cancelled, abated or adjusted . . . .	.....	
Outstanding December 31, 1950 . .	\$5,059.87	

<b>All Prior Years Outstanding</b>	
Balance January 1, 1950 . . . . .	\$5,255.14
Collected in 1950 . . . . .	4,060.34
Balance December 31, 1950 . . . . .	\$134.31

<b>Tax Title Liens Outstanding</b>	
Balance January 1, 1950 . . . . .	\$3,106.16
Redeemed by cash . . . . .	457.91
Balance December 31, 1950 . . . . .	\$3,088.79

<b>Property Acquired by Deed or Foreclosure</b>	
Balance January 1, 1950 . . . . .	\$944.24
Sale for cash . . . . .	.....
Balance December 31, 1950 . . . . .	\$1,200.49

**CAPITAL DEBT, DECEMBER 31, 1950**

<b>Gross Debt</b>	
School debt . . . . .	.....
Self-liquidating debt. . . . .	\$24,500.00
Other capital debt . . . . .	.....
<b>TOTAL GROSS DEBT . . . . .</b>	<b>\$24,500.00</b>
<b>Per Capita Gross Debt . . . . .</b>	<b>\$24.33</b>

<b>Deductions for</b>	
School debt . . . . .	.....
Self-liquidating debt. . . . .	\$24,500.00
Other capital debt . . . . .	.....
<b>TOTAL DEDUCTIONS . . . . .</b>	<b>24,500.00</b>
<b>NET DEBT . . . . .</b>	<b>.....</b>

<b>Average Assessed Valuations</b>	
Real Property 1948-1949-1950..	\$430,722.00
Per Cent of Net Debt . . . . .	.....

**CURRENT FINANCES DECEMBER 31, 1950**

Cash . . . . .	\$11,750.77
Taxes receivable . . . . .	5,194.18
Tax title liens . . . . .	3,088.79
Foreclosed property . . . . .	1,200.49
Accounts receivable . . . . .	254.83
State road aid receivable . . . . .	.....
Emergencies and deferred charges . .	.....
<b>TOTAL ASSETS . . . . .</b>	<b>\$21,489.06</b>
Cash liabilities . . . . .	\$1,657.88
Reserves . . . . .	9,738.29
Surplus revenue . . . . .	10,092.89
<b>TOTAL LIABILITIES AND SURPLUS . . . . .</b>	<b>\$21,489.06</b>

**NEW HANOVER TOWNSHIP—BURLINGTON COUNTY**

Population Census, 1950—18,192  
1940—983

Land Area 19.2 sq. mi.

Net Valuation Taxable \$98,207

**EXPENDITURES AND REQUIRED PAYMENTS FOR 1950**

<b>General Government</b>	
Administrative and executive ....	\$3,095.00
Assessment and collection of taxes .....	700.00
Finance Department .....	200.00
<b>Protection to Persons &amp; Property</b>	
Fire .....	300.00
Police .....	100.00
Other .....	.....
<b>Streets and Roads</b>	
Repairs and maintenance .....	9,251.00
Street lighting .....	158.60
<b>Sanitation</b>	
Street cleaning .....	.....
Garbage and ash removal .....	.....
Sewers .....	.....
<b>Health and Charities</b>	
Health service .....	175.00
Poor (including relief) .....	350.00
Hospitals (aid and maintenance) .....	.....
Other .....	.....
<b>Recreation</b>	
Beaches and boardwalks .....	.....
Parks and playgrounds .....	.....
Other .....	.....
<b>Educational</b> (Exclusive of school districts) ..	
.....	.....
<b>Unclassified Purposes</b> (Including contingent) .....	
.....	100.00
<b>SUB-TOTAL—Municipal functions..</b>	<b>\$14,429.60</b>

<b>Per Capita—Municipal functions ....</b>	<b>\$0.79</b>
Capital imp'ts and capital imp't fund .....	.....
<b>Debt Service</b>	
Principal payments ..	.....
Interest payments ..	.....
Total .....	.....
<b>Per Capita Debt Service .....</b>	
.....	.....
<b>Deferred Charges and Statutory Expenditures</b>	
Emergencies .....	.....
Other deferred chgs. ....	\$6,762.77
Total .....	\$6,762.77

**TOTAL—Municipal expenditures ...** **\$21,192.37**

**Required Payments for Local School, County, and Special District Taxes .....** **1,920.61**

**TOTAL EXPENDITURES AND REQUIRED PAYMENTS .....** **\$23,112.98**

Reserve for uncollected taxes .....

**GRAND TOTAL—Budget .....** **\$23,355.72**

**RECEIPTS AND REVENUES REALIZED IN 1950 TO MEET EXPENDITURES AND REQUIRED PAYMENTS**

Surplus revenue appropriated ..	\$11,000.00
Miscellaneous revenues realized ..	8,050.23
State aid revenues realized .....	.....
Delinquent taxes including	.....
liens—1950 collections .....	2,276.37
Current taxes—1950 collections..	1,896.41
Emergency borrowings .....	.....
<b>TOTAL RECEIPTS AND REVENUES REALIZED .....</b>	<b>\$23,223.01</b>

**CAPITAL OUTLAY—1950**

Beaches and boardwalks .....	.....
Buildings and equipment .....	.....
Parks and playgrounds .....	.....
Sewers .....	.....
Streets, roads and bridges .....	.....
Water supply .....	.....
Other .....	.....

<b>Tax rate .....</b>	<b>\$2.08</b>
Local school tax rate .....	.....
County tax rate .....	1.96
Local purpose tax rate ....	0.12

**TAXES**

Local school tax ...	.....	\$1,920.61
County taxes .....	\$1,920.61	.....
Special district taxes .....	.....	.....
Local purpose levy .....	.....	\$1,920.61
.....	.....	122.11
<b>Total tax levy (tax duplicate) ..</b>	<b>.....</b>	<b>\$2,042.72</b>
<b>Per Capita Total Tax Levy .....</b>		
.....	<b>\$0.11</b>	.....

<b>Current</b>	
1950 taxes levied (total) .....	\$1,980.65
Collected in 1950 .....	1,896.41
Per cent of levy collected in 1950 ...	95.74
Transferred to liens .....	.....
Cancelled, abated or adjusted .....	.....
Outstanding December 31, 1950 ..	\$84.24

<b>All Prior Years Outstanding</b>	
Balance January 1, 1950 .....	\$3,655.60
Collected in 1950 .....	1,546.06
Balance December 31, 1950 .....	\$2,452.19

<b>Tax Title Liens Outstanding</b>	
Balance January 1, 1950 .....	\$904.72
Redeemed by cash .....	730.31
Balance December 31, 1950 .....	\$174.41

<b>Property Acquired by Deed or Foreclosure</b>	
Balance January 1, 1950 .....	.....
Sale for cash .....	.....
Balance December 31, 1950 .....	.....

**CAPITAL DEBT, DECEMBER 31, 1950**

<b>Gross Debt</b>	
School debt .....	\$2,089.00
Self-liquidating debt. ....	.....
Other capital debt ..	.....
<b>TOTAL GROSS DEBT .....</b>	<b>\$2,089.00</b>
<b>Per Capita Gross Debt .....</b>	<b>\$0.11</b>

<b>Deductions for</b>	
School debt .....	\$2,089.00
Self-liquidating debt. ....	.....
Other capital debt ..	.....
<b>TOTAL DEDUCTIONS .....</b>	<b>2,089.00</b>

**NET DEBT .....**

<b>Average Assessed Valuations</b>	
Real Property 1948-1949-1950..	\$60,647.00
<b>Per Cent of Net Debt .....</b>	<b>.....</b>

**CURRENT FINANCES DECEMBER 31, 1950**

Cash .....	\$31,952.05
Taxes receivable .....	2,536.43
Tax title liens .....	174.41
Foreclosed property .....	.....
Accounts receivable .....	192.69
State road aid receivable .....	.....
Emergencies and deferred charges ..	.....
<b>TOTAL ASSETS .....</b>	<b>\$34,855.58</b>

Cash liabilities .....	\$15,357.74
Reserves .....	2,903.53
Surplus revenue .....	16,594.31

**TOTAL LIABILITIES AND SURPLUS .....** **\$34,855.58**

**NEW MILFORD BOROUGH—BERGEN COUNTY**

Population Census, 1950—6,018  
1940—3,215

Land Area 2.2 sq. mi.

Net Valuation Taxable \$4,721,945

**EXPENDITURES AND REQUIRED PAYMENTS FOR 1950**

<b>General Government</b>	
Administrative and executive . . . . .	\$23,100.00
Assessment and collection of taxes	9,200.00
Finance Department . . . . .	1,750.00
<b>Protection to Persons &amp; Property</b>	
Fire . . . . .	14,400.00
Police . . . . .	42,535.00
Other . . . . .	.....
<b>Streets and Roads</b>	
Repairs and maintenance . . . . .	24,680.00
Street lighting . . . . .	6,400.00
<b>Sanitation</b>	
Street cleaning . . . . .	.....
Garbage and ash removal . . . . .	15,300.00
Sewers . . . . .	12,680.00
<b>Health and Charities</b>	
Health service . . . . .	7,978.00
Poor (including relief) . . . . .	705.00
Hospitals (aid and maintenance). . . . .	.....
Other . . . . .	.....
<b>Recreation</b>	
Beaches and boardwalks . . . . .	.....
Parks and playgrounds . . . . .	.....
Other . . . . .	.....
<b>Educational</b>	
(Exclusive of school districts) . . . . .	1,200.00
<b>Unclassified Purposes</b>	
(Including contingent) . . . . .	3,717.00
<b>SUB-TOTAL—Municipal functions..</b>	<b>\$163,645.00</b>

<b>Per Capita—Municipal functions . . . . .</b>	<b>\$27.19</b>
Capital imp'ts and capital imp't fund	\$9,000.00
<b>Debt Service</b>	
Principal payments . . . . .	\$33,405.00
Interest payments . . . . .	3,782.50
<b>Total . . . . .</b>	<b>37,187.50</b>
<b>Per Capita Debt Service . . . . .</b>	<b>\$6.18</b>
<b>Deferred Charges and Statutory Expenditures</b>	
Emergencies . . . . .	\$4,100.00
Other deferred chgs. . . . .	24,599.79
<b>Total . . . . .</b>	<b>28,699.79</b>

**TOTAL—Municipal expenditures . . . . . \$238,532.29**

**Required Payments for Local School, County, and Special District Taxes . . . . . 179,406.66**

**TOTAL EXPENDITURES AND REQUIRED PAYMENTS . . . . . \$417,938.95**

Reserve for uncollected taxes . . . . . \$39,821.28

**GRAND TOTAL—Budget . . . . . \$457,760.23**

**RECEIPTS AND REVENUES REALIZED IN 1950 TO MEET EXPENDITURES AND REQUIRED PAYMENTS**

Surplus revenue appropriated . . . . .	\$82,000.00
Miscellaneous revenues realized. . . . .	111,808.05
State aid revenues realized . . . . .	4,496.00
Delinquent taxes including	
liens—1950 collections . . . . .	16,641.05
Current taxes—1950 collections..	336,908.31
Emergency borrowings . . . . .	.....
<b>TOTAL RECEIPTS AND REVENUES REALIZED . . . . .</b>	<b>\$551,853.41</b>

**CAPITAL OUTLAY—1950**

Beaches and boardwalks . . . . .	.....
Buildings and equipment . . . . .	.....
Parks and playgrounds . . . . .	.....
Sewers . . . . .	.....
Streets, roads and bridges . . . . .	\$11,539.42
Water supply . . . . .	.....
Other . . . . .	.....

<b>Tax rate . . . . .</b>	<b>\$6.49</b>
Local school tax rate . . . . .	2.99
County tax rate . . . . .	0.81
Local purpose tax rate . . . . .	2.69

**TAXES**

Local school tax . . . . .	\$141,000.00
County taxes . . . . .	38,406.66
Special district taxes . . . . .	.....
<b>Local purpose levy . . . . .</b>	<b>126,717.57</b>
<b>Total tax levy (tax duplicate) . . . . .</b>	<b>\$306,124.23</b>

**Per Capita Total Tax Levy . . . . . \$50.87**

**Current**

1950 taxes levied (total) . . . . .	\$359,055.78
Collected in 1950 . . . . .	336,908.31
Per cent of levy collected in 1950 . . . . .	93.83
Transferred to liens . . . . .	5,882.52
Cancelled, abated or adjusted . . . . .	434.83
Outstanding December 31, 1950 . . . . .	\$15,830.12

**All Prior Years Outstanding**

Balance January 1, 1950 . . . . .	\$13,919.05
Collected in 1950 . . . . .	12,795.76
Balance December 31, 1950 . . . . .	\$835.93

**Tax Title Liens Outstanding**

Balance January 1, 1950 . . . . .	\$98,168.94
Redeemed by cash . . . . .	3,845.29
Balance December 31, 1950 . . . . .	\$97,082.24

**Property Acquired by Deed or Foreclosure**

Balance January 1, 1950 . . . . .	\$109,353.68
Sale for cash . . . . .	3,845.29
Balance December 31, 1950 . . . . .	\$72,983.68

**CAPITAL DEBT, DECEMBER 31, 1950**

<b>Gross Debt</b>	
School debt . . . . .	\$383,500.00
Self-liquidating debt . . . . .	.....
Other capital debt . . . . .	121,500.00
<b>TOTAL GROSS DEBT . . . . .</b>	<b>\$505,000.00</b>

**Per Capita Gross Debt . . . . . \$83.91**

**Deductions for**

School debt . . . . .	\$245,835.00
Self-liquidating debt . . . . .	.....
Other capital debt . . . . .	.....
<b>TOTAL DEDUCTIONS . . . . .</b>	<b>245,835.00</b>

**NET DEBT . . . . . \$259,165.00**

**Average Assessed Valuations**

Real Property 1948-1949-1950 . . . . .	\$4,097,242.00
Per Cent of Net Debt . . . . .	6.32

**CURRENT FINANCES DECEMBER 31, 1950**

Cash . . . . .	\$212,460.92
Taxes receivable . . . . .	16,666.05
Tax title liens . . . . .	37,082.24
Foreclosed property . . . . .	72,983.68
Accounts receivable . . . . .	2,371.29
State road aid receivable . . . . .	1,858.35
Emergencies and deferred charges . . . . .	1,750.00
<b>TOTAL ASSETS . . . . .</b>	<b>\$405,172.53</b>

Cash liabilities . . . . .	\$39,164.35
Reserves . . . . .	189,103.26
Surplus revenue . . . . .	176,904.92

**TOTAL LIABILITIES AND SURPLUS . . . . . \$405,172.53**

## NEW PROVIDENCE BOROUGH—UNION COUNTY

Population Census, 1950—3,381      Land Area 3.7 sq. mi.      Net Valuation Taxable \$3,553,362  
 1940—2,374

<b>EXPENDITURES AND REQUIRED PAYMENTS FOR 1950</b>	
<b>General Government</b>	
Administrative and executive . . . . .	\$18,042.26
Assessment and collection of taxes . . . . .	5,405.26
Finance Department . . . . .	950.00
<b>Protection to Persons &amp; Property</b>	
Fire . . . . .	9,369.79
Police . . . . .	17,244.04
Other . . . . .	.....
<b>Streets and Roads</b>	
Repairs and maintenance . . . . .	20,850.00
Street lighting . . . . .	4,180.21
<b>Sanitation</b>	
Street cleaning . . . . .	.....
Garbage and ash removal . . . . .	.....
Sewers . . . . .	16,138.01
<b>Health and Charities</b>	
Health service . . . . .	3,337.07
Pool (including relief) . . . . .	730.00
Hospitals (aid and maintenance) . . . . .	200.00
Other . . . . .	.....
<b>Recreation</b>	
Beaches and boardwalks . . . . .	.....
Parks and playgrounds . . . . .	2,529.40
Other . . . . .	.....
<b>Educational</b>	
(Exclusive of school districts) . . . . .	3,000.00
<b>Unclassified Purposes</b>	
(Including contingent) . . . . .	2,699.51
<b>SUB-TOTAL—Municipal functions..</b>	<b>\$104,675.55</b>

<b>Per Capita—Municipal functions . . . . .</b>	<b>\$30.96</b>
Capital imp'ts and capital imp't fund	\$20,000.00
<b>Debt Service</b>	
Principal payments . . . . .	\$7,000.00
Interest payments . . . . .	5,775.00
<b>Total . . . . .</b>	<b>12,775.00</b>

<b>Per Capita Debt Service . . . . .</b>		<b>\$3.78</b>
<b>Deferred Charges and Statutory Expenditures</b>		
Emergencies . . . . .	.....	
Other deferred chgs. . . . .	\$414.00	
<b>Total . . . . .</b>	<b>414.00</b>	

**TOTAL—Municipal expenditures . . . . .** \$137,864.55

**Required Payments for Local School, County, and Special District Taxes . . . . .** 148,320.70

**TOTAL EXPENDITURES AND REQUIRED PAYMENTS . . . . .** \$286,185.25

Reserve for uncollected taxes . . . . . \$47,409.00

**GRAND TOTAL—Budget . . . . .** \$333,594.25

<b>RECEIPTS AND REVENUES REALIZED IN 1950 TO MEET EXPENDITURES AND REQUIRED PAYMENTS</b>	
Surplus revenue appropriated . . . . .	\$45,000.00
Miscellaneous revenues realized . . . . .	38,686.69
State aid revenues realized . . . . .	14,328.00
<b>Delinquent taxes including</b>	
liens—1950 collections . . . . .	18,143.23
Current taxes—1950 collections..	218,846.35
Emergency borrowings . . . . .	.....
<b>TOTAL RECEIPTS AND REVENUES REALIZED . . . . .</b>	<b>\$335,004.27</b>

**CAPITAL OUTLAY—1950**

Beaches and boardwalks . . . . .	.....
Buildings and equipment . . . . .	\$10.00
Parks and playgrounds . . . . .	.....
Sewers . . . . .	.....
Streets, roads and bridges . . . . .	9,915.67
Water supply . . . . .	.....
Other . . . . .	.....

<b>Tax rate . . . . .</b>	<b>\$6.72</b>
Local school tax rate . . . . .	3.39
County tax rate . . . . .	0.79
Local purpose tax rate . . . . .	2.54

**TAXES**

Local school tax . . . . .	\$120,402.19	
County taxes . . . . .	27,918.51	
Special district taxes . . . . .	.....	
<b>Local purpose levy . . . . .</b>	<b>90,215.00</b>	
<b>Total tax levy (tax duplicate) ..</b>	<b>\$238,535.70</b>	

**Per Capita Total Tax Levy . . . . .** \$70.55

<b>Current</b>	
1950 taxes levied (total) . . . . .	\$246,831.45
Collected in 1950 . . . . .	218,846.35
Per cent of levy collected in 1950 . . . . .	88.66
Transferred to liens . . . . .	2,899.68
Cancelled, abated or adjusted . . . . .	1,929.20
Outstanding December 31, 1950 . . . . .	\$23,156.22

<b>All Prior Years Outstanding</b>	
Balance January 1, 1950 . . . . .	\$17,632.02
Collected in 1950 . . . . .	16,581.72
Balance December 31, 1950 . . . . .	\$7.76

<b>Tax Title Liens Outstanding</b>	
Balance January 1, 1950 . . . . .	\$21,384.81
Redeemed by cash . . . . .	1,561.51
Balance December 31, 1950 . . . . .	\$20,910.78

<b>Property Acquired by Deed or Foreclosure</b>	
Balance January 1, 1950 . . . . .	\$7,530.00
Sale for cash . . . . .	600.00
Balance December 31, 1950 . . . . .	\$10,580.00

**CAPITAL DEBT, DECEMBER 31, 1950**

<b>Gross Debt</b>	
School debt . . . . .	\$251,000.00
Self-liquidating debt . . . . .	.....
Other capital debt . . . . .	112,000.00

**TOTAL GROSS DEBT . . . . .** \$363,000.00  
**Per Capita Gross Debt . . . . .** \$107.36

<b>Deductions for</b>	
School debt . . . . .	\$181,555.00
Self-liquidating debt . . . . .	.....
Other capital debt . . . . .	.....

**TOTAL DEDUCTIONS . . . . .** 181,555.00  
**NET DEBT . . . . .** \$181,445.00

<b>Average Assessed Valuations</b>	
Real Property 1948-1949-1950..	\$3,025,910.00
Per Cent of Net Debt . . . . .	5.99

**CURRENT FINANCES DECEMBER 31, 1950**

Cash . . . . .	\$79,360.34
Taxes receivable . . . . .	23,163.98
Tax title liens . . . . .	20,910.78
Foreclosed property . . . . .	10,580.00
Accounts receivable . . . . .	2,061.12
State road aid receivable . . . . .	35,355.71
Emergencies and deferred charges . . . . .	.....

**TOTAL ASSETS . . . . .** \$171,431.93

Cash liabilities . . . . .	\$34,840.05
Reserves . . . . .	56,715.88
Surplus revenue . . . . .	79,876.00

**TOTAL LIABILITIES AND SURPLUS . . . . .** \$171,431.93

# NEW PROVIDENCE TOWNSHIP—UNION COUNTY

Population Census, 1950—3,460  
1940—2,194

Land Area 6.3 sq. mi.

Net Valuation Taxable \$6,476,057

## EXPENDITURES AND REQUIRED PAYMENTS FOR 1950

<b>General Government</b>		
Administrative and executive .....	\$21,852.00	
Assessment and collection of taxes .....	5,025.00	
Finance Department .....	1,100.00	
<b>Protection to Persons &amp; Property</b>		
Fire .....	8,025.00	
Police .....	20,225.00	
Other .....	.....	
<b>Streets and Roads</b>		
Repairs and maintenance .....	27,805.00	
Street lighting .....	3,875.00	
<b>Sanitation</b>		
Street cleaning .....	.....	
Garbage and ash removal .....	.....	
Sewers .....	250.00	
<b>Health and Charities</b>		
Health service .....	2,625.00	
Poor (including relief) .....	1,350.00	
Hospitals (aid and maintenance) .....	200.00	
Other .....	.....	
<b>Recreation</b>		
Beaches and boardwalks .....	.....	
Parks and playgrounds .....	3,100.00	
Other .....	.....	
<b>Educational</b>		
(Exclusive of school districts) ..	.....	
<b>Unclassified Purposes</b>		
(Including contingent) .....	3,500.00	
<b>SUB-TOTAL—Municipal functions..</b>	<b>\$98,932.00</b>	

<b>Per Capita—Municipal functions .....</b>	<b>\$28.59</b>	
Capital imp'ts and capital imp't fund .....	\$63,000.00	
<b>Debt Service</b>		
Principal payments ..	\$6,000.00	
Interest payments ..	470.00	
<b>Total .....</b>	<b>6,470.00</b>	
<b>Per Capita Debt Service .....</b>	<b>\$1.87</b>	
<b>Deferred Charges and Statutory Expenditures</b>		
Emergencies .....	.....	
Other deferred chgs. ..	\$6,656.75	
<b>Total .....</b>	<b>6,656.75</b>	

**TOTAL—Municipal expenditures ..** **\$175,058.75**

**Required Payments for Local School, County, and Special District Taxes .....** **224,347.30**

**TOTAL EXPENDITURES AND REQUIRED PAYMENTS .....** **\$399,406.05**

Reserve for uncollected taxes .....

**GRAND TOTAL—Budget .....** **\$430,958.80**

## RECEIPTS AND REVENUES REALIZED IN 1950 TO MEET EXPENDITURES AND REQUIRED PAYMENTS

Surplus revenue appropriated ..	\$65,000.00
Miscellaneous revenues realized ..	48,260.39
State aid revenues realized .....	7,701.61
<b>Delinquent taxes including</b>	
liens—1950 collections .....	8,964.11
Current taxes—1950 collections..	308,352.80
Emergency borrowings .....	.....
<b>TOTAL RECEIPTS AND REVENUES REALIZED .....</b>	<b>\$438,278.91</b>

## CAPITAL OUTLAY—1950

Beaches and boardwalks .....	.....
Buildings and equipment .....	.....
Parks and playgrounds .....	.....
Sewers .....	.....
Streets, roads and bridges .....	.....
Water supply .....	.....
Other .....	\$200.00

<b>Tax rate .....</b>	<b>\$4.92</b>
Local school tax rate .....	2.77
County tax rate .....	0.79
Local purpose tax rate .....	1.36

## TAXES

Local school tax ...	\$173,245.94	
County taxes .....	51,101.36	
Special district taxes .....	.....	
<b>Local purpose levy .....</b>	<b>93,827.50</b>	
<b>Total tax levy (tax duplicate) ..</b>	<b>\$318,174.80</b>	

**Per Capita Total Tax Levy .....** **91.96**

## Current

1950 taxes levied (total) .....	\$319,714.65
Collected in 1950 .....	308,352.80
Per cent of levy collected in 1950 ...	96.44
Transferred to liens .....	183.74
Cancelled, abated or adjusted .....	654.11
Outstanding December 31, 1950 ..	\$10,524.00

## All Prior Years Outstanding

Balance January 1, 1950 .....	\$9,200.04
Collected in 1950 .....	8,964.11
Balance December 31, 1950 .....	\$165.29

## Tax Title Liens Outstanding

Balance January 1, 1950 .....	\$1,004.86
Redeemed by cash .....	.....
Balance December 31, 1950 .....	\$1,112.09

## Property Acquired by Deed or Foreclosure

Balance January 1, 1950 .....	\$53,010.00
Sale for cash .....	9,675.00
Balance December 31, 1950 .....	\$44,915.00

## CAPITAL DEBT, DECEMBER 31, 1950

### Gross Debt

School debt .....	\$458,274.00
Self-liquidating debt ..	.....
Other capital debt ..	6,000.00

**TOTAL GROSS DEBT .....** **\$464,274.00**

**Per Capita Gross Debt .....** **\$134.18**

### Deductions for

School debt .....	\$312,446.00
Self-liquidating debt ..	.....
Other capital debt ..	.....

**TOTAL DEDUCTIONS .....** **312,446.00**

**NET DEBT .....** **\$151,828.00**

## Average Assessed Valuations

Real Property 1948-1949-1950..	\$4,736,200.00
Per Cent of Net Debt .....	3.20

## CURRENT FINANCES DECEMBER 31, 1950

Cash .....	\$107,946.22
Taxes receivable .....	10,689.29
Tax title liens .....	1,112.09
Foreclosed property .....	44,915.00
Accounts receivable .....	452.14
State road aid receivable ..	60,539.34
Emergencies and deferred charges ..	2,800.00
<b>TOTAL ASSETS .....</b>	<b>\$228,454.08</b>

Cash liabilities .....	\$37,689.27
Reserves .....	57,168.52
Surplus revenue .....	133,596.29
<b>TOTAL LIABILITIES AND SURPLUS .....</b>	<b>\$228,454.08</b>

# NEW SHREWSBURY BOROUGH—MONMOUTH COUNTY

Population Census, 1950—5,070      Land Area . . . . sq. mi.      Net Valuation Taxable \$1,551,572  
 1940—1,847\*

<b>EXPENDITURES AND RE- QUIRED PAYMENTS FOR 1950</b>	
<b>General Government</b>	
Administrative and executive . . . .	\$8,830.15
Assessment and collection of taxes . . . .	5,175.32
Finance Department . . . . .	571.20
<b>Protection to Persons &amp; Property</b>	
Fire . . . . .	25,506.25
Police . . . . .	766.34
Other . . . . .	.....
<b>Streets and Roads</b>	
Repairs and maintenance . . . . .	14,575.51
Street lighting . . . . .	3,243.82
<b>Sanitation</b>	
Street cleaning . . . . .	.....
Garbage and ash removal . . . . .	.....
Sewers . . . . .	.....
<b>Health and Charities</b>	
Health service . . . . .	952.87
Poor (including relief) . . . . .	568.97
Hospitals (aid and maintenance) . . . . .	.....
Other . . . . .	.....
<b>Recreation</b>	
Beaches and boardwalks . . . . .	.....
Parks and playgrounds . . . . .	.....
Other . . . . .	.....
<b>Educational</b>	
(Exclusive of school districts) . . . . .	.....
<b>Unclassified Purposes</b>	
(Including contingent) . . . . .	873.50
<b>SUB-TOTAL—Municipal functions..</b>	<b>\$61,063.93</b>

<b>Per Capita—Municipal functions . . . . .</b>	<b>\$12.04</b>
Capital imp'ts and capital imp't fund	\$5,900.00
<b>Debt Service</b>	
Principal payments . . . . .	.....
Interest payments . . . . .	.....
Total . . . . .	.....
<b>Per Capita Debt Service</b>	
Service . . . . .	.....
<b>Deferred Charges and Statutory Expenditures</b>	
Emergencies . . . . .	.....
Other deferred chgs. . . . .	.....
Total . . . . .	.....
<b>TOTAL—Municipal expenditures . . . . .</b>	<b>\$66,963.93</b>

<b>Required Payments for Local School, County, and Special District Taxes . . . . .</b>	<b>92,874.10</b>
<b>TOTAL EXPENDITURES AND REQUIRED PAYMENTS . . . . .</b>	<b>\$159,838.03</b>
Reserve for uncollected taxes . . . . .	\$26,602.11
<b>GRAND TOTAL—Budget . . . . .</b>	<b>\$186,440.14</b>

<b>RECEIPTS AND REVENUES REALIZED IN 1950 TO MEET EXPENDITURES AND REQUIRED PAYMENTS</b>	
Surplus revenue appropriated . . . . .	\$29,000.00
Miscellaneous revenues realized. . . . .	22,025.38
State aid revenues realized . . . . .	4,770.00
Delinquent taxes including	.....
liens—1950 collections . . . . .	12,047.39
Current taxes—1950 collections.. . . .	88,382.61
Emergency borrowings . . . . .	.....
<b>TOTAL RECEIPTS AND REVENUES REALIZED . . . . .</b>	<b>\$156,225.38</b>

<b>CAPITAL OUTLAY—1950</b>	
Beaches and boardwalks . . . . .	.....
Buildings and equipment . . . . .	.....
Parks and playgrounds . . . . .	.....
Sewers . . . . .	.....
Streets, roads and bridges . . . . .	.....
Water supply . . . . .	.....
Other . . . . .	.....

<b>Tax rate . . . . .</b>	<b>\$7.23</b>
Local school tax rate . . . . .	4.47
County tax rate . . . . .	1.52
Local purpose tax rate . . . . .	1.24

<b>TAXES</b>	
Local school tax . . . . .	\$69,357.59
County taxes . . . . .	23,516.51
Special district taxes . . . . .	.....
Local purpose levy . . . . .	19,302.11
<b>Total tax levy (tax duplicate) ..</b>	<b>\$112,176.21</b>

<b>Per Capita Total Tax Levy . . . . .</b>		<b>\$22.13</b>
<b>Current</b>		
1950 taxes levied (total) . . . . .	\$114,849.97	
Collected in 1950 . . . . .	88,382.61	
Per cent of levy collected in 1950 . . . . .	76.96	
Transferred to liens . . . . .	1,229.65	
Cancelled, abated or adjusted . . . . .	473.35	
Outstanding December 31, 1950 . . . . .	\$24,764.36	

<b>All Prior Years Outstanding</b>	
Balance January 1, 1950 . . . . .	\$18,869.02
Collected in 1950 . . . . .	11,783.07
Balance December 31, 1950 . . . . .	\$7,016.89

<b>Tax Title Liens Outstanding</b>	
Balance January 1, 1950 . . . . .	\$12,675.79
Redeemed by cash . . . . .	264.32
Balance December 31, 1950 . . . . .	\$13,650.12

<b>Property Acquired by Deed or Foreclosure</b>	
Balance January 1, 1950 . . . . .	.....
Sale for cash . . . . .	.....
Balance December 31, 1950 . . . . .	.....

<b>CAPITAL DEBT, DECEMBER 31, 1950</b>	
<b>Gross Debt</b>	
School debt . . . . .	\$130,000.00
Self-liquidating debt. . . . .	.....
Other capital debt . . . . .	.....
<b>TOTAL GROSS DEBT . . . . .</b>	<b>\$130,000.00</b>
<b>Per Capita Gross Debt . . . . .</b>	<b>\$25.64</b>

<b>Deductions for</b>	
School debt . . . . .	\$81,802.00
Self-liquidating debt. . . . .	.....
Other capital debt . . . . .	.....
<b>TOTAL DEDUCTIONS . . . . .</b>	<b>81,802.00</b>
<b>NET DEBT . . . . .</b>	<b>\$48,198.00</b>

<b>Average Assessed Valuations</b>	
Real Property 1948-1949-1950.. . . .	\$1,363,364.00
Per Cent of Net Debt . . . . .	3.53

<b>CURRENT FINANCES DECEMBER 31, 1950</b>	
Cash . . . . .	\$94,701.15
Taxes receivable . . . . .	31,781.25
Tax title liens . . . . .	13,650.12
Foreclosed property . . . . .	.....
Accounts receivable . . . . .	3,779.66
State road aid receivable . . . . .	2,000.00
Emergencies and deferred charges . . . . .	125,214.86
<b>TOTAL ASSETS . . . . .</b>	<b>\$271,127.04</b>
Cash liabilities . . . . .	\$39,487.45
Reserves . . . . .	49,211.03
Surplus revenue . . . . .	182,428.56
<b>TOTAL LIABILITIES AND SURPLUS . . . . .</b>	<b>\$271,127.04</b>

\* See comments.

**NEWTON TOWN—SUSSEX COUNTY**

Population Census, 1950—5,771  
1940—5,533

Land Area 3.0 sq. mi.

Net Valuation Taxable \$4,224,434

**EXPENDITURES AND REQUIRED PAYMENTS FOR 1950**

<b>General Government</b>	
Administrative and executive .....	\$14,708.62
Assessment and collection of taxes .....	3,325.00
Finance Department .....	1,000.00
<b>Protection to Persons &amp; Property</b>	
Fire .....	10,660.00
Police .....	23,606.38
Other .....	.....
<b>Streets and Roads</b>	
Repairs and maintenance .....	33,541.67
Street lighting .....	7,500.00
<b>Sanitation</b>	
Street cleaning .....	.....
Garbage and ash removal .....	.....
Sewers .....	.....
<b>Health and Charities</b>	
Health service .....	4,600.00
Poor (including relief) .....	4,060.00
Hospitals (aid and maintenance) .....	3,000.00
Other .....	100.00
<b>Recreation</b>	
Beaches and boardwalks .....	.....
Parks and playgrounds .....	6,600.00
Other .....	.....
<b>Educational</b>	
(Exclusive of school districts) ..	1,000.00
<b>Unclassified Purposes</b>	
(Including contingent) .....	1,200.00
<b>SUB-TOTAL—Municipal functions..</b>	<b>\$114,901.67</b>

<b>Per Capita—Municipal functions ...</b>	<b>\$19.91</b>
Capital imp'ts and capital imp't fund	\$14,723.00
<b>Debt Service</b>	
Principal payments ..	\$17,048.76
Interest payments ..	5,550.00
Total .....	22,598.76
<b>Per Capita Debt Service .....</b>	
<b>Service .....</b>	<b>\$3.92</b>
<b>Deferred Charges and Statutory Expenditures</b>	
Emergencies .....	.....
Other deferred chgs.	\$313.98
Total .....	313.98
<b>TOTAL—Municipal expenditures ...</b>	<b>\$152,537.41</b>

<b>Required Payments for Local School, County, and Special District Taxes .....</b>	<b>276,054.17</b>
<b>TOTAL EXPENDITURES AND REQUIRED PAYMENTS .....</b>	<b>\$428,591.58</b>
Reserve for uncollected taxes .....	\$36,548.34
<b>GRAND TOTAL—Budget .....</b>	<b>\$465,139.92</b>

**RECEIPTS AND REVENUES REALIZED IN 1950 TO MEET EXPENDITURES AND REQUIRED PAYMENTS**

Surplus revenue appropriated ..	\$20,000.00
Miscellaneous revenues realized.	62,925.28
State aid revenues realized .....	10,000.00
Delinquent taxes including	.....
liens—1950 collections .....	29,012.58
Current taxes—1950 collections..	335,700.61
Emergency borrowings .....	.....
<b>TOTAL RECEIPTS AND REVENUES REALIZED .....</b>	<b>\$457,638.47</b>

**CAPITAL OUTLAY—1950**

Beaches and boardwalks .....	.....
Buildings and equipment .....	\$29,610.51
Parks and playgrounds .....	.....
Sewers .....	.....
Streets, roads and bridges .....	.....
Water supply .....	28,433.49
Other .....	.....

<b>Tax rate .....</b>	<b>\$8.47</b>
Local school tax rate .....	4.82
County tax rate .....	1.71
Local purpose tax rate ....	1.94

**TAXES**

Local school tax ...	\$203,702.03
County taxes .....	72,352.14
Special district taxes .....	.....
Local purpose levy .....	\$276,054.17
	85,677.51
<b>Total tax levy (tax duplicate) ..</b>	<b>\$361,731.68</b>

<b>Per Capita Total Tax Levy .....</b>	<b>\$62.68</b>
----------------------------------------	----------------

**Current**

1950 taxes levied (total) .....	\$361,739.49
Collected in 1950 .....	335,700.61
Per cent of levy collected in 1950 ...	92.80
Transferred to liens .....	.....
Cancelled, abated or adjusted ..	.....
Outstanding December 31, 1950 ..	\$26,038.88

**All Prior Years Outstanding**

Balance January 1, 1950 .....	\$31,800.31
Collected in 1950 .....	29,012.58
Balance December 31, 1950 .....	\$2,787.73

**Tax Title Liens Outstanding**

Balance January 1, 1950 .....	\$4,078.70
Redeemed by cash .....	.....
Balance December 31, 1950 .....	\$4,078.70

**Property Acquired by Deed or Foreclosure**

Balance January 1, 1950 .....	.....
Sale for cash .....	.....
Balance December 31, 1950 .....	.....

**CAPITAL DEBT, DECEMBER 31, 1950**

<b>Gross Debt</b>	
School debt .....	\$47,200.00
Self-liquidating debt.	27,000.00
Other capital debt ..	240,000.00
<b>TOTAL GROSS DEBT .....</b>	<b>\$314,200.00</b>
<b>Per Capita Gross Debt .....</b>	<b>\$54.44</b>

**Deductions for**

School debt .....	\$47,200.00
Self-liquidating debt.	27,000.00
Other capital debt ..	.....
<b>TOTAL DEDUCTIONS .....</b>	<b>74,200.00</b>
<b>NET DEBT .....</b>	<b>\$240,000.00</b>

**Average Assessed Valuations**

Real Property 1948-1949-1950..	\$3,877,861.00
Per Cent of Net Debt .....	6.18

**CURRENT FINANCES DECEMBER 31, 1950**

Cash .....	\$81,545.97
Taxes receivable .....	28,826.61
Tax title liens .....	4,078.70
Foreclosed property .....	.....
Accounts receivable .....	5,000.49
State road aid receivable .....	4,000.00
Emergencies and deferred charges ..	.....
<b>TOTAL ASSETS .....</b>	<b>\$123,451.77</b>

Cash liabilities .....	\$14,742.05
Reserves .....	37,905.80
Surplus revenue .....	70,803.92

<b>TOTAL LIABILITIES AND SURPLUS .....</b>	<b>\$123,451.77</b>
--------------------------------------------	---------------------

## NORTH ARLINGTON BOROUGH—BERGEN COUNTY

Population Census, 1950—15,977      Land Area 2.5 sq. mi.      Net Valuation Taxable \$12,259,240  
 1940—9,904

### EXPENDITURES AND RE- QUIRED PAYMENTS FOR 1950

<b>General Government</b>	
Administrative and executive .....	\$38,325.00
Assessment and collection of taxes .....	16,550.00
Finance Department .....	.....
<b>Protection to Persons &amp; Property</b>	
Fire .....	21,900.00
Police .....	81,656.00
Other .....	.....
<b>Streets and Roads</b>	
Repairs and maintenance .....	33,219.00
Street lighting .....	14,200.00
<b>Sanitation</b>	
Street cleaning .....	.....
Garbage and ash removal .....	29,700.00
Sewers .....	7,512.18
<b>Health and Charities</b>	
Health service .....	20,000.00
Poor (including relief) .....	3,000.00
Hospitals (aid and maintenance) .....	.....
Other .....	.....
<b>Recreation</b>	
Beaches and boardwalks .....	.....
Parks and playgrounds .....	7,000.00
Other .....	.....
<b>Educational</b>	
(Exclusive of school districts) ..	6,500.00
<b>Unclassified Purposes</b>	
(Including contingent) .....	18,011.00
<b>SUB-TOTAL—Municipal functions..</b>	<b>\$297,573.18</b>

<b>Per Capita—Municipal functions ....</b>	<b>\$18.63</b>
Capital imp'ts and capital imp't fund .....	\$15,000.00
<b>Debt Service</b>	
Principal payments .	\$149,000.00
Interest payments ..	52,898.75
<b>Total .....</b>	<b>201,898.75</b>

<b>Per Capita Debt Service</b>	<b>\$12.64</b>
<b>Deferred Charges and Statutory Expenditures</b>	
Emergencies .....	.....
Other deferred chgs. ....	\$414.00
<b>Total .....</b>	<b>414.00</b>

<b>TOTAL—Municipal expenditures ...</b>	<b>\$514,885.93</b>
-----------------------------------------	---------------------

<b>Required Payments for Local School, County, and Special District Taxes .....</b>	<b>433,933.97</b>
-------------------------------------------------------------------------------------	-------------------

<b>TOTAL EXPENDITURES AND REQUIRED PAYMENTS .....</b>	<b>\$948,819.90</b>
-------------------------------------------------------	---------------------

Reserve for uncollected taxes .....	\$77,051.07
<b>GRAND TOTAL—Budget .....</b>	<b>\$1,025,870.97</b>

<b>RECEIPTS AND REVENUES REALIZED IN 1950 TO MEET EXPENDITURES AND RE-QUIRED PAYMENTS</b>	
Surplus revenue appropriated ..	\$100,000.00
Miscellaneous revenues realized.	137,654.45
State aid revenues realized .....	8,825.31
Delinquent taxes including liens—1950 collections .....	32,411.97
Current taxes—1950 collections..	729,478.86
Emergency borrowings .....	.....
<b>TOTAL RECEIPTS AND REVENUES REALIZED .....</b>	<b>\$1,008,370.59</b>

<b>CAPITAL OUTLAY—1950</b>	
Beaches and boardwalks .....	.....
Buildings and equipment .....	\$3,810.48
Parks and playgrounds .....	.....
Sewers .....	.....
Streets, roads and bridges .....	3,545.11
Water supply .....	.....
Other .....	1,527.85

<b>Tax rate .....</b>	<b>\$6.32</b>
Local school tax rate .....	2.72
County tax rate .....	0.82
Local purpose tax rate ....	2.78

<b>TAXES</b>	
Local school tax ...	\$333,645.00
County taxes .....	100,288.97
Special district taxes .....	.....
<b>Local purpose levy .....</b>	<b>\$433,933.97</b>
.....	341,095.00
<b>Total tax levy (tax duplicate) ..</b>	<b>\$775,028.97</b>
<b>Per Capita Total Tax Levy .....</b>	<b>\$48.51</b>

<b>Current</b>	
1950 taxes levied (total) .....	\$786,245.36
Collected in 1950 .....	729,478.86
Per cent of levy col-lected in 1950 ...	92.78
Transferred to liens .....	3,136.89
Cancelled, abated or adjusted ...	27,398.93
Outstanding December 31, 1950 ..	\$26,230.68

<b>All Prior Years Outstanding</b>	
Balance January 1, 1950 .....	\$39,593.89
Collected in 1950 .....	30,771.48
Balance December 31, 1950 .....	\$5,043.04

<b>Tax Title Liens Outstanding</b>	
Balance January 1, 1950 .....	\$34,216.79
Redeemed by cash .....	1,640.49
Balance December 31, 1950 .....	\$36,120.03

<b>Property Acquired by Deed or Foreclosure</b>	
Balance January 1, 1950 .....	\$97,792.50
Sale for cash .....	5,982.50
Balance December 31, 1950 .....	\$86,485.00

### CAPITAL DEBT, DECEMBER 31, 1950

<b>Gross Debt</b>	
School debt .....	\$185,000.00
Self-liquidating debt. ....	149,000.00
Other capital debt ..	1,272,000.00
<b>TOTAL GROSS DEBT .....</b>	<b>\$1,606,000.00</b>
<b>Per Capita Gross Debt .....</b>	<b>\$100.52</b>

<b>Deductions for</b>	
School debt .....	\$185,000.00
Self-liquidating debt. ....	149,000.00
Other capital debt ..	1,000.00
<b>TOTAL DEDUCTIONS .....</b>	<b>335,000.00</b>
<b>NET DEBT .....</b>	<b>\$1,271,000.00</b>

<b>Average Assessed Valuations</b>	
Real Property 1948-1949-1950..	\$11,161,273.00
Per Cent of Net Debt .....	11.38

### CURRENT FINANCES DECEMBER 31, 1950

Cash .....	\$206,002.23
Taxes receivable .....	31,273.72
Tax title liens .....	36,120.03
Foreclosed property .....	86,485.00
Accounts receivable .....	1,007.60
State road aid receivable .....	9,064.11
Emergencies and deferred charges ..	2,500.00
<b>TOTAL ASSETS .....</b>	<b>\$372,452.69</b>

Cash liabilities .....	\$64,279.24
Reserves .....	154,886.35
Surplus revenue .....	153,287.10

<b>TOTAL LIABILITIES AND SURPLUS .....</b>	<b>\$372,452.69</b>
--------------------------------------------	---------------------

**NORTH BERGEN TOWNSHIP—HUDSON COUNTY**

Population Census, 1950—43,990  
1940—39,714

Land Area 5.1 sq. mi.

Net Valuation Taxable \$6,493,370

**EXPENDITURES AND REQUIRED PAYMENTS FOR 1950**

<b>General Government</b>	
Administrative and executive . . .	\$169,977.36
Assessment and collection of taxes	131,687.34
Finance Department . . . . .	14,230.42
<b>Protection to Persons &amp; Property</b>	
Fire . . . . .	355,767.79
Police . . . . .	338,765.94
Other . . . . .	10,267.88
<b>Streets and Roads</b>	
Repairs and maintenance . . . . .	198,419.17
Street lighting . . . . .	44,004.59
<b>Sanitation</b>	
Street cleaning . . . . .	
Garbage and ash removal . . . . .	87,635.31
Sewers . . . . .	
<b>Health and Charities</b>	
Health service . . . . .	19,482.12
Poor (including relief) . . . . .	96,925.02
Hospitals (aid and maintenance) . . . . .	37,000.00
Other . . . . .	5,667.50
<b>Recreation</b>	
Beaches and boardwalks . . . . .	
Parks and playgrounds . . . . .	21,666.00
Other . . . . .	
<b>Educational</b> (Exclusive of school districts) . . . . .	
	5,000.00
<b>Unclassified Purposes</b> (Including contingent) . . . . .	
	32,743.88
<b>SUB-TOTAL—Municipal functions..</b>	<b>\$1,569,240.32</b>

<b>Per Capita—Municipal functions . . . . .</b>	<b>\$35.67</b>
Capital imp'ts and capital imp't fund	\$126,200.00
<b>Debt Service</b>	
Principal payments . . . . .	\$535,000.00
Interest payments . . . . .	412,035.00
<b>Total . . . . .</b>	<b>947,035.00</b>
<b>Per Capita Debt Service . . . . .</b>	<b>\$21.53</b>
<b>Deferred Charges and Statutory Expenditures</b>	
Emergencies . . . . .	\$50,663.98
Other deferred chgs. . . . .	103,730.05
<b>Total . . . . .</b>	<b>154,394.03</b>

**TOTAL—Municipal expenditures . . . . . \$2,796,869.35**

**Required Payments for Local School, County, and Special District Taxes . . . . . 1,917,225.93**

**TOTAL EXPENDITURES AND REQUIRED PAYMENTS . . . . . \$4,714,095.28**

Reserve for uncollected taxes . . . . . \$426,899.02

**GRAND TOTAL—Budget . . . . . \$5,140,994.30**

**RECEIPTS AND REVENUES REALIZED IN 1950 TO MEET EXPENDITURES AND REQUIRED PAYMENTS**

Surplus revenue appropriated . . . . .	\$346,422.28
Miscellaneous revenues realized . . . . .	471,532.68
State aid revenues realized . . . . .	23,522.00
<b>Delinquent taxes including</b>	
liens—1950 collections . . . . .	159,497.33
Current taxes—1950 collections . . . . .	3,726,325.09
Emergency borrowings . . . . .	

**TOTAL RECEIPTS AND REVENUES REALIZED . . . . . \$4,727,209.38**

**CAPITAL OUTLAY—1950**

Beaches and boardwalks . . . . .	
Buildings and equipment . . . . .	\$17,096.00
Parks and playgrounds . . . . .	
Sewers . . . . .	
Streets, roads and bridges . . . . .	
Water supply . . . . .	
Other . . . . .	

<b>Tax rate . . . . .</b>	<b>\$6.89</b>
Local school tax rate . . . . .	1.40
County tax rate . . . . .	1.72
Local purpose tax rate . . . . .	3.77

**TAXES**

Local school tax . . . . .	\$858,180.00
County taxes . . . . .	1,059,045.93
Special district taxes . . . . .	
<b>Local purpose levy . . . . .</b>	<b>\$1,917,225.93</b>
	2,319,769.49
<b>Total tax levy (tax duplicate) . . . . .</b>	<b>\$4,236,995.42</b>

**Per Capita Total Tax Levy . . . . . \$96.32**

**Current**

1950 taxes levied (total) . . . . .	\$4,277,359.92
Collected in 1950 . . . . .	3,726,325.09
Per cent of levy collected in 1950 . . . . .	87.11
Transferred to liens . . . . .	52,908.26
Cancelled, abated or adjusted . . . . .	160,924.75
Outstanding December 31, 1950 . . . . .	\$337,201.82

**All Prior Years Outstanding**

Balance January 1, 1950 . . . . .	\$296,596.40
Collected in 1950 . . . . .	145,304.54
Balance December 31, 1950 . . . . .	\$158,969.78

**Tax Title Liens Outstanding**

Balance January 1, 1950 . . . . .	\$745,409.42
Redeemed by cash . . . . .	14,192.79
Balance December 31, 1950 . . . . .	\$648,504.97

**Property Acquired by Deed or Foreclosure**

Balance January 1, 1950 . . . . .	\$6,668,670.25
Sale for cash . . . . .	189,736.92
Balance December 31, 1950 . . . . .	\$6,424,963.33

**CAPITAL DEBT, DECEMBER 31, 1950**

<b>Gross Debt</b>	
School debt . . . . .	
Self-liquidating debt . . . . .	
Other capital debt . . . . .	\$12,401,400.00
<b>TOTAL GROSS DEBT . . . . .</b>	<b>\$12,401,400.00</b>
<b>Per Capita Gross Debt . . . . .</b>	<b>\$281.91</b>

**Deductions for**

School debt . . . . .	
Self-liquidating debt . . . . .	
Other capital debt . . . . .	\$750.00
<b>TOTAL DEDUCTIONS . . . . .</b>	<b>750.00</b>

**NET DEBT . . . . . \$12,400,650.00**

**Average Assessed Valuations**

**Real Property 1948-1949-1950 . . . . . \$49,818,893.00**  
**Per Cent of Net Debt . . . . . 24.89**

**CURRENT FINANCES DECEMBER 31, 1950**

Cash . . . . .	\$511,063.07
Taxes receivable . . . . .	496,171.60
Tax title liens . . . . .	648,504.97
Foreclosed property . . . . .	6,424,963.33
Accounts receivable . . . . .	18,946.65
State road aid receivable . . . . .	47,044.00
Emergencies and deferred charges . . . . .	85,600.00
<b>TOTAL ASSETS . . . . .</b>	<b>\$8,232,293.62</b>

Cash liabilities . . . . .	\$283,226.96
Reserves . . . . .	7,588,586.55
Surplus revenue . . . . .	360,480.11

**TOTAL LIABILITIES AND SURPLUS . . . . . \$8,232,293.62**

# NORTH BRUNSWICK TOWNSHIP—MIDDLESEX COUNTY

Population Census, 1950—6,461  
1940—4,562

Land Area 11.3 sq. mi.

Net Valuation Taxable \$7,939,928

## EXPENDITURES AND RE- QUIRED PAYMENTS FOR 1950

<b>General Government</b>	
Administrative and executive ....	\$20,540.00
Assessment and collection of taxes ..	12,815.00
Finance Department .....	1,570.00
<b>Protection to Persons &amp; Property</b>	
Fire .....	7,900.00
Police .....	10,530.00
Other .....	.....
<b>Streets and Roads</b>	
Repairs and maintenance .....	34,970.00
Street lighting .....	12,600.00
<b>Sanitation</b>	
Street cleaning .....	.....
Garbage and ash removal .....	9,820.00
Sewers .....	17,235.00
<b>Health and Charities</b>	
Health service .....	1,000.00
Poor (including relief) .....	2,720.00
Hospitals (aid and maintenance) ..	700.00
Other .....	.....
<b>Recreation</b>	
Beaches and boardwalks .....	.....
Parks and playgrounds .....	4,500.00
Other .....	.....
<b>Educational</b>	
(Exclusive of school districts) ..	.....
<b>Unclassified Purposes</b>	
(Including contingent) .....	1,500.00
<b>SUB-TOTAL—Municipal functions..</b>	<b>\$138,400.00</b>

<b>Per Capita—Municipal functions ....</b>		<b>\$21.42</b>
Capital imp'ts and capital imp't fund	\$43,500.00	
<b>Debt Service</b>		
Principal payments ..	\$27,000.00	
Interest payments ..	10,836.67	
<b>Total .....</b>	<b>37,836.67</b>	
<b>Per Capita Debt Service .....</b>		<b>\$5.86</b>
<b>Deferred Charges and Statutory Expenditures</b>		
Emergencies .....	\$3,083.96	
Other deferred chgs.	9,583.90	
<b>Total .....</b>	<b>12,667.86</b>	

**TOTAL—Municipal expenditures ...** **\$232,404.53**

**Required Payments for Local School, County, and Special District Taxes .....** **316,286.11**

**TOTAL EXPENDITURES AND REQUIRED PAYMENTS .....** **\$548,690.64**

Reserve for uncollected taxes .....

**GRAND TOTAL—Budget .....** **\$599,766.83**

## RECEIPTS AND REVENUES REALIZED IN 1950 TO MEET EXPENDITURES AND RE- QUIRED PAYMENTS

Surplus revenue appropriated ..	\$80,000.00
Miscellaneous revenues realized ..	78,646.41
State aid revenues realized .....	14,443.39
Delinquent taxes including liens—1950 collections .....	20,564.77
Current taxes—1950 collections..	432,736.69
Emergency borrowings .....	.....
<b>TOTAL RECEIPTS AND REVENUES REALIZED .....</b>	<b>\$626,391.26</b>

### CAPITAL OUTLAY—1950

Beaches and boardwalks .....	.....
Buildings and equipment .....	\$35,503.32
Parks and playgrounds .....	.....
Sewers .....	7,375.94
Streets, roads and bridges .....	.....
Water supply .....	22,446.31
Other .....	.....

<b>Tax rate .....</b>	<b>\$5.64</b>
Local school tax rate .....	2.37
County tax rate .....	1.62
Local purpose tax rate .....	1.65

### TAXES

Local school tax ...	\$187,869.79	
County taxes .....	128,416.32	
Special district taxes .....	.....	
<b>Local purpose levy .....</b>	<b>131,502.09</b>	
<b>Total tax levy (tax duplicate) ..</b>	<b>\$447,788.20</b>	

**Per Capita Total Tax Levy .....** **\$69.31**

<b>Current</b>	
1950 taxes levied (total) .....	\$451,934.25
Collected in 1950 .....	432,736.69
Per cent of levy col- lected in 1950 ...	95.75
Transferred to liens .....	1,658.80
Cancelled, abated or adjusted ...	970.37
Outstanding December 31, 1950 ..	\$16,568.39

<b>All Prior Years Outstanding</b>	
Balance January 1, 1950 .....	\$20,762.92
Collected in 1950 .....	18,809.58
Balance December 31, 1950 .....	\$1,268.44

<b>Tax Title Liens Outstanding</b>	
Balance January 1, 1950 .....	\$76,088.12
Redeemed by cash .....	1,755.19
Balance December 31, 1950 .....	\$64,550.94

<b>Property Acquired by Deed or Foreclosure</b>	
Balance January 1, 1950 .....	\$54,640.00
Sale for cash .....	21,505.00
Balance December 31, 1950 .....	\$44,482.00

### CAPITAL DEBT, DECEMBER 31, 1950

<b>Gross Debt</b>	
School debt .....	\$356,000.00
Self-liquidating debt.	122,500.00
Other capital debt ..	299,600.00

**TOTAL GROSS DEBT .....** **\$778,100.00**

**Per Capita Gross Debt .....** **\$120.43**

<b>Deductions for</b>	
School debt .....	\$356,000.00
Self-liquidating debt.	122,500.00
Other capital debt ..	.....

**TOTAL DEDUCTIONS .....** **478,500.00**

**NET DEBT .....** **\$299,600.00**

<b>Average Assessed Valuations</b>	
Real Property 1948-1949-1950..	\$6,267,536.00
Per Cent of Net Debt .....	4.78

### CURRENT FINANCES DECEMBER 31, 1950

Cash .....	\$179,841.67
Taxes receivable .....	17,836.83
Tax title liens .....	64,550.94
Foreclosed property .....	44,482.00
Accounts receivable .....	33,000.00
State road aid receivable .....	3,347.77
Emergencies and deferred charges ..	.....

**TOTAL ASSETS .....** **\$343,059.21**

Cash liabilities .....	\$11,084.94
Reserves .....	159,869.77
Surplus revenue .....	172,104.50

**TOTAL LIABILITIES AND SURPLUS .....** **\$343,059.21**

# NORTH CALDWELL BOROUGH—ESSEX COUNTY

Population Census, 1950—1,790      Land Area 2.9 sq. mi.      Net Valuation Taxable \$2,122,800  
 1940—1,572

<b>EXPENDITURES AND RE-REQUIRED PAYMENTS FOR 1950</b>	
<b>General Government</b>	
Administrative and executive . . .	\$10,250.00
Assessment and collection of taxes	4,040.00
Finance Department . . . . .	. . . . .
<b>Protection to Persons &amp; Property</b>	
Fire . . . . .	5,100.00
Police . . . . .	13,634.00
Other . . . . .	. . . . .
<b>Streets and Roads</b>	
Repairs and maintenance . . . . .	3,400.00
Street lighting . . . . .	3,450.00
<b>Sanitation</b>	
Street cleaning . . . . .	. . . . .
Garbage and ash removal . . . . .	. . . . .
Sewers . . . . .	2,550.00
<b>Health and Charities</b>	
Health service . . . . .	1,600.00
Poor (including relief) . . . . .	700.00
Hospitals (aid and maintenance) . . . . .	. . . . .
Other . . . . .	. . . . .
<b>Recreation</b>	
Beaches and boardwalks . . . . .	. . . . .
Parks and playgrounds . . . . .	. . . . .
Other . . . . .	. . . . .
<b>Educational</b>	
(Exclusive of school districts) . . . . .	300.00
<b>Unclassified Purposes</b>	
(Including contingent) . . . . .	1,991.00
<b>SUB-TOTAL—Municipal functions..</b>	<b>\$47,015.00</b>
<b>Per Capita—Municipal functions . . . . . \$26.27</b>	
Capital imp'ts and capital imp't fund	\$4,352.22
<b>Debt Service</b>	
Principal payments . . . . .	\$4,926.54
Interest payments . . . . .	200.00
Total . . . . .	5,126.54
<b>Per Capita Debt Service . . . . . \$2.86</b>	
<b>Deferred Charges and Statutory Expenditures</b>	
Emergencies . . . . .	. . . . .
Other deferred chgs. . . . .	\$3,824.90
Total . . . . .	3,824.90
<b>TOTAL—Municipal expenditures . . .</b>	<b>\$60,318.66</b>
<b>Required Payments for Local School, County, and Special District Taxes . . . . . 71,083.89</b>	
<b>TOTAL EXPENDITURES AND REQUIRED PAYMENTS . . . . .</b>	<b>\$131,402.55</b>
Reserve for uncollected taxes . . . . .	\$14,010.48
<b>GRAND TOTAL—Budget . . . . .</b>	<b>\$145,413.03</b>
<b>RECEIPTS AND REVENUES REALIZED IN 1950 TO MEET EXPENDITURES AND RE-REQUIRED PAYMENTS</b>	
Surplus revenue appropriated . . . . .	\$18,608.09
Miscellaneous revenues realized . . . . .	30,492.57
State aid revenues realized . . . . .	3,017.00
Delinquent taxes including liens—1950 collections . . . . .	6,276.89
Current taxes—1950 collections . . . . .	88,019.13
Emergency borrowings . . . . .	. . . . .
<b>TOTAL RECEIPTS AND REVENUES REALIZED . . . . .</b>	<b>\$146,413.68</b>

**CAPITAL OUTLAY—1950**

Beaches and boardwalks . . . . .	. . . . .
Buildings and equipment . . . . .	. . . . .
Parks and playgrounds . . . . .	. . . . .
Sewers . . . . .	. . . . .
Streets, roads and bridges . . . . .	. . . . .
Water supply . . . . .	\$22,663.61
Other . . . . .	. . . . .

<b>Tax rate . . . . .</b>	<b>\$4.36</b>
Local school tax rate . . . . .	2.44
County tax rate . . . . .	0.92
Local purpose tax rate . . . . .	1.00

**TAXES**

Local school tax . . . . .	\$51,754.15
County taxes . . . . .	19,329.74
Special district taxes . . . . .	. . . . .
Local purpose levy . . . . .	\$71,083.89
Total tax levy (tax duplicate) . . . . .	<u>21,449.05</u>
	<u>\$92,532.94</u>

**Per Capita Total Tax Levy . . . . . \$51.69**

<b>Current</b>	
1950 taxes levied (total) . . . . .	\$95,895.63
Collected in 1950 . . . . .	88,019.13
Per cent of levy collected in 1950 . . . . .	91.78
Transferred to liens . . . . .	3,568.82
Cancelled, abated or adjusted . . . . .	201.65
Outstanding December 31, 1950 . . . . .	<u>\$4,106.03</u>

<b>All Prior Years Outstanding</b>	
Balance January 1, 1950 . . . . .	\$6,304.52
Collected in 1950 . . . . .	4,537.16
Balance December 31, 1950 . . . . .	<u>\$1,423.32</u>

<b>Tax Title Liens Outstanding</b>	
Balance January 1, 1950 . . . . .	\$51,843.20
Redeemed by cash . . . . .	1,739.73
Balance December 31, 1950 . . . . .	<u>\$52,039.15</u>

<b>Property Acquired by Deed or Foreclosure</b>	
Balance January 1, 1950 . . . . .	\$31,500.00
Sale for cash . . . . .	11,350.00
Balance December 31, 1950 . . . . .	<u>\$15,200.00</u>

**CAPITAL DEBT, DECEMBER 31, 1950**

<b>Gross Debt</b>	
School debt . . . . .	\$8,000.00
Self-liquidating debt . . . . .	91,750.00
Other capital debt . . . . .	. . . . .
<b>TOTAL GROSS DEBT . . . . .</b>	<b>\$99,750.00</b>
<b>Per Capita Gross Debt . . . . .</b>	<b>\$55.73</b>

<b>Deductions for</b>	
School debt . . . . .	\$8,000.00
Self-liquidating debt . . . . .	. . . . .
Other capital debt . . . . .	. . . . .
<b>TOTAL DEDUCTIONS . . . . .</b>	<b>8,000.00</b>
<b>NET DEBT . . . . .</b>	<b>\$91,750.00</b>

<b>Average Assessed Valuations</b>	
Real Property 1948-1949-1950 . . . . .	\$2,005,232.00
Per Cent of Net Debt . . . . .	4.57

**CURRENT FINANCES DECEMBER 31, 1950**

Cash . . . . .	\$73,327.80
Taxes receivable . . . . .	5,529.35
Tax title liens . . . . .	52,039.15
Foreclosed property . . . . .	15,200.00
Accounts receivable . . . . .	470.95
State road aid receivable . . . . .	6,578.05
Emergencies and deferred charges . . . . .	600.00
<b>TOTAL ASSETS . . . . .</b>	<b>\$153,745.30</b>

Cash liabilities . . . . .	\$38,243.40
Reserves . . . . .	73,239.45
Surplus revenue . . . . .	42,262.45
<b>TOTAL LIABILITIES AND SURPLUS . . . . .</b>	<b>\$153,745.30</b>

# NORTHFIELD CITY—ATLANTIC COUNTY

Population Census, 1950—3,496      Land Area 5.6 sq. mi.      Net Valuation Taxable \$1,239,521  
 1940—2,848

<b>EXPENDITURES AND RE-REQUIRED PAYMENTS FOR 1950</b>	
<b>General Government</b>	
Administrative and executive . . . . .	\$10,074.50
Assessment and collection of taxes . . . . .	5,242.90
Finance Department . . . . .	482.28
<b>Protection to Persons &amp; Property</b>	
Fire . . . . .	10,543.75
Police . . . . .	11,445.62
Other . . . . .	.....
<b>Streets and Roads</b>	
Repairs and maintenance . . . . .	9,179.00
Street lighting . . . . .	7,518.00
<b>Sanitation</b>	
Street cleaning . . . . .	.....
Garbage and ash removal . . . . .	.....
Sewers . . . . .	.....
<b>Health and Charities</b>	
Health service . . . . .	1,505.99
Poor (including relief) . . . . .	1,480.00
Hospitals (aid and maintenance) . . . . .	300.00
Other . . . . .	.....
<b>Recreation</b>	
Beaches and boardwalks . . . . .	.....
Parks and playgrounds . . . . .	.....
Other . . . . .	1,400.00
<b>Educational</b>	
(Exclusive of school districts) . . . . .	365.00
<b>Unclassified Purposes</b>	
(Including contingent) . . . . .	2,207.00
<b>SUB-TOTAL—Municipal functions..</b>	<b>\$61,744.04</b>

<b>Per Capita—Municipal functions . . . . .</b>	<b>\$17.66</b>
Capital imp'ts and capital imp't fund . . . . .	\$15,897.76
<b>Debt Service</b>	
Principal payments . . . . .	\$8,000.00
Interest payments . . . . .	8,640.00
<b>Total . . . . .</b>	<b>16,640.00</b>
<b>Per Capita Debt Service . . . . .</b>	
<b>Service . . . . .</b>	<b>\$4.76</b>
<b>Deferred Charges and Statutory Expenditures</b>	
Emergencies . . . . .	*\$2,500.00
Other deferred chgs. . . . .	.....
<b>Total . . . . .</b>	<b>2,500.00</b>

**TOTAL—Municipal expenditures . . . . .** \$96,781.80

**Required Payments for Local School, County, and Special District Taxes . . . . .** 78,428.85

**TOTAL EXPENDITURES AND REQUIRED PAYMENTS . . . . .** \$175,210.65

Reserve for uncollected taxes . . . . . \$25,731.35

**GRAND TOTAL—Budget . . . . .** \$200,942.00

**RECEIPTS AND REVENUES REALIZED IN 1950 TO MEET EXPENDITURES AND RE-REQUIRED PAYMENTS**

Surplus revenue appropriated . . . . .	\$32,000.00
Miscellaneous revenues realized . . . . .	28,668.25
State aid revenues realized . . . . .	10,494.21
<b>Delinquent taxes including</b>	
liens—1950 collections . . . . .	10,457.44
Current taxes—1950 collections . . . . .	109,833.22
Emergency borrowings . . . . .	.....

**TOTAL RECEIPTS AND REVENUES REALIZED . . . . .** \$191,453.12

**CAPITAL OUTLAY—1950**

Beaches and boardwalks . . . . .	.....
Buildings and equipment . . . . .	\$25,653.05
Parks and playgrounds . . . . .	.....
Sewers . . . . .	.....
Streets, roads and bridges . . . . .	.....
Water supply . . . . .	.....
Other . . . . .	.....

<b>Tax rate . . . . .</b>	<b>\$10.26</b>
Local school tax rate . . . . .	4.84
County tax rate . . . . .	1.49
Local purpose tax rate . . . . .	3.93

**TAXES**

Local school tax . . . . .	\$60,045.30
County taxes . . . . .	18,383.55
Special district taxes . . . . .	.....
<b>Local purpose levy . . . . .</b>	<b>\$78,428.85</b>
	48,661.11'
<b>Total tax levy (tax duplicate) ..</b>	<b>\$127,089.96</b>

**Per Capita Total Tax Levy . . . . .** \$36.35

<b>Current</b>	
1950 taxes levied (total) . . . . .	\$130,677.84
Collected in 1950 . . . . .	109,833.22
Per cent of levy collected in 1950 . . . . .	84.05
Transferred to liens . . . . .	5,059.02
Cancelled, abated or adjusted . . . . .	2,480.60
Outstanding December 31, 1950 . . . . .	\$13,305.00

<b>All Prior Years Outstanding</b>	
Balance January 1, 1950 . . . . .	\$10,930.55
Collected in 1950 . . . . .	9,760.00
Balance December 31, 1950 . . . . .	\$759.82

<b>Tax Title Liens Outstanding</b>	
Balance January 1, 1950 . . . . .	\$94,710.27
Redeemed by cash . . . . .	697.44
Balance December 31, 1950 . . . . .	\$95,672.82

<b>Property Acquired by Deed or Foreclosure</b>	
Balance January 1, 1950 . . . . .	\$30,933.00
Sale for cash . . . . .	5,715.00
Balance December 31, 1950 . . . . .	\$31,418.00

**CAPITAL DEBT, DECEMBER 31, 1950**

<b>Gross Debt</b>	
School debt . . . . .	\$26,200.00
Self-liquidating debt. . . . .	.....
Other capital debt . . . . .	213,975.00
<b>TOTAL GROSS DEBT . . . . .</b>	<b>\$240,175.00</b>
<b>Per Capita Gross Debt . . . . .</b>	<b>\$68.70</b>

<b>Deductions for</b>	
School debt . . . . .	\$26,200.00
Self-liquidating debt. . . . .	.....
Other capital debt . . . . .	.....
<b>TOTAL DEDUCTIONS . . . . .</b>	<b>26,200.00</b>
<b>NET DEBT . . . . .</b>	<b>\$213,975.00</b>

**Average Assessed Valuations**  
 Real Property 1948-1949-1950.. \$1,154,977.00  
 Per Cent of Net Debt . . . . . 18.52

**CURRENT FINANCES DECEMBER 31, 1950**

Cash . . . . .	\$39,536.75
Taxes receivable . . . . .	14,064.82
Tax title liens . . . . .	95,672.04
Foreclosed property . . . . .	31,418.00
Accounts receivable . . . . .	2,797.32
State road aid receivable . . . . .	1,891.31
Emergencies and deferred charges . . . . .	3,164.84
<b>TOTAL ASSETS . . . . .</b>	<b>\$188,545.08</b>

Cash liabilities . . . . .	\$12,188.49
Reserves . . . . .	143,952.18
Surplus revenue . . . . .	32,404.41
<b>TOTAL LIABILITIES AND SURPLUS . . . . .</b>	<b>\$188,545.08</b>

\* Includes 1950 school emergency of \$1,200.00.



# NORTH HANOVER TOWNSHIP—BURLINGTON COUNTY

Population Census, 1950—1,148  
1940—731

Land Area 16.94 sq. mi.

Net Valuation Taxable \$422,784

## EXPENDITURES AND RE- QUIRED PAYMENTS FOR 1950

<b>General Government</b>	
Administrative and executive .....	\$1,841.12
Assessment and collection of taxes .....	866.63
Finance Department .....	233.80
<b>Protection to Persons &amp; Property</b>	
Fire .....	400.00
Police .....	75.00
Other .....	.....
<b>Streets and Roads</b>	
Repairs and maintenance .....	8,877.23
Street lighting .....	370.08
<b>Sanitation</b>	
Street cleaning .....	.....
Garbage and ash removal .....	.....
Sewers .....	.....
<b>Health and Charities</b>	
Health service .....	90.73
Poor (including relief) .....	875.00
Hospitals (aid and maintenance) .....	.....
Other .....	.....
<b>Recreation</b>	
Beaches and boardwalks .....	.....
Parks and playgrounds .....	.....
Other .....	.....
<b>Educational</b>	
(Exclusive of school districts) ..	.....
<b>Unclassified Purposes</b>	
(Including contingent) .....	.....
<b>SUB-TOTAL—Municipal functions..</b>	<b>\$13,629.59</b>

<b>Per Capita—Municipal functions .....</b>	<b>\$11.87</b>
Capital imp'ts and capital imp't fund .....	.....
<b>Debt Service</b>	
Principal payments ..	.....
Interest payments ..	.....
Total .....	.....
<b>Per Capita Debt Service .....</b>	
<b>Deferred Charges and Statutory Expenditures</b>	
Emergencies .....	.....
Other deferred chgs. ....	.....
Total .....	.....
<b>TOTAL—Municipal expenditures ...</b>	<b>\$13,629.59</b>

<b>Required Payments for Local School, County, and Special District Taxes .....</b>	<b>33,706.99</b>
-------------------------------------------------------------------------------------	------------------

<b>TOTAL EXPENDITURES AND REQUIRED PAYMENTS .....</b>	<b>\$47,336.58</b>
Reserve for uncollected taxes .....	\$12,242.02
<b>GRAND TOTAL—Budget .....</b>	<b>\$59,578.60</b>

## RECEIPTS AND REVENUES REALIZED IN 1950 TO MEET EXPENDITURES AND RE- QUIRED PAYMENTS

Surplus revenue appropriated ..	\$2,500.00
Miscellaneous revenues realized ..	6,259.74
State aid revenues realized .....	6,240.00
<b>Delinquent taxes including</b>	
liens—1950 collections .....	9,746.73
Current taxes—1950 collections ..	26,120.06
Emergency borrowings .....	.....

<b>TOTAL RECEIPTS AND REVENUES REALIZED .....</b>	<b>\$50,866.53</b>
---------------------------------------------------	--------------------

## CAPITAL OUTLAY—1950

Beaches and boardwalks .....	.....
Buildings and equipment .....	.....
Parks and playgrounds .....	.....
Sewers .....	.....
Streets, roads and bridges .....	.....
Water supply .....	.....
Other .....	.....

<b>Tax rate .....</b>	<b>\$8.90</b>
Local school tax rate .....	6.02
County tax rate .....	1.96
Local purpose tax rate .....	0.92

## TAXES

Local school tax ...	\$25,439.65	
County taxes .....	8,267.34	
Special district taxes .....	.....	
<b>Local purpose levy .....</b>	<b>3,906.33</b>	\$33,706.99
<b>Total tax levy (tax duplicate) ..</b>	<b>\$37,613.34</b>	<b>\$37,613.34</b>
<b>Per Capita Total Tax Levy .....</b>		
	<b>\$32.76</b>	
<b>Current</b>		
1950 taxes levied (total) .....		\$37,710.56
Collected in 1950 .....		26,120.06
Per cent of levy col- lected in 1950 ...	69.26	
Transferred to liens .....		.....
Cancelled, abated or adjusted .....		177.76
Outstanding December 31, 1950 ..		\$11,412.74

<b>All Prior Years Outstanding</b>		
Balance January 1, 1950 .....		\$10,822.95
Collected in 1950 .....		9,746.73
Balance December 31, 1950 .....		\$983.77

<b>Tax Title Liens Outstanding</b>		
Balance January 1, 1950 .....		\$188.19
Redeemed by cash .....		.....
Balance December 31, 1950 .....		\$188.19

<b>Property Acquired by Deed or Foreclosure</b>		
Balance January 1, 1950 .....		.....
Sale for cash .....		.....
Balance December 31, 1950 .....		.....

## CAPITAL DEBT, DECEMBER 31, 1950

<b>Gross Debt</b>		
School debt .....		.....
Self-liquidating debt .....		.....
Other capital debt ..		.....
<b>TOTAL GROSS DEBT .....</b>		<b>.....</b>
<b>Per Capita Gross Debt .....</b>		<b>.....</b>

<b>Deductions for</b>		
School debt .....		.....
Self-liquidating debt .....		.....
Other capital debt ..		.....
<b>TOTAL DEDUCTIONS .....</b>		<b>.....</b>
<b>NET DEBT .....</b>		<b>.....</b>

<b>Average Assessed Valuations</b>		
Real Property 1948-1949-1950 ..		\$363,725.00
<b>Per Cent of Net Debt .....</b>		<b>.....</b>

## CURRENT FINANCES DECEMBER 31, 1950

Cash .....	\$15,539.21
Taxes receivable .....	12,396.51
Tax title liens .....	188.19
Foreclosed property .....	.....
Accounts receivable .....	271.80
State road aid receivable .....	.....
Emergencies and deferred charges ..	.....
<b>TOTAL ASSETS .....</b>	<b>\$28,395.71</b>

Cash liabilities .....	\$4,698.51
Reserves .....	12,856.50
Surplus revenue .....	10,840.70

<b>TOTAL LIABILITIES AND SURPLUS .....</b>	<b>\$28,395.71</b>
--------------------------------------------	--------------------

# NORTH PLAINFIELD BOROUGH—SOMERSET COUNTY

Population Census, 1950—12,760  
1940—10,586

Land Area 2.9 sq. mi.

Net Valuation Taxable \$11,685,275

## EXPENDITURES AND RE- QUIRED PAYMENTS FOR 1950

<b>General Government</b>	
Administrative and executive .....	\$31,411.61
Assessment and collection of taxes .....	12,474.46
Finance Department .....	.....
<b>Protection to Persons &amp; Property</b>	
Fire .....	61,315.43
Police .....	73,701.50
Other .....	.....
<b>Streets and Roads</b>	
Repairs and maintenance .....	43,659.00
Street lighting .....	15,000.00
<b>Sanitation</b>	
Street cleaning .....	2,771.43
Garbage and ash removal .....	.....
Sewers .....	24,030.00
<b>Health and Charities</b>	
Health service .....	6,732.50
Poor (including relief) .....	5,905.00
Hospitals (aid and maintenance) .....	3,000.00
Other .....	.....
<b>Recreation</b>	
Beaches and boardwalks .....	.....
Parks and playgrounds .....	7,000.00
Other .....	.....
<b>Educational</b>	
(Exclusive of school districts) ..	8,781.00
<b>Unclassified Purposes</b>	
(Including contingent) .....	1,870.00
<b>SUB-TOTAL—Municipal functions..</b>	<b>\$297,651.93</b>

<b>Per Capita—Municipal functions ....</b>	
Capital imp'ts and capital imp't fund .....	\$23.33
<b>Debt Service</b>	
Principal payments ..	\$17,500.00
Interest payments ..	4,809.25
<b>Total .....</b>	<b>22,309.25</b>
<b>Per Capita Debt Service .....</b>	
<b>Deferred Charges and Statutory Expenditures</b>	
Emergencies .....	\$11,000.00
Other deferred chgs. ....	.....
<b>Total .....</b>	<b>11,000.00</b>
<b>TOTAL—Municipal expenditures ...</b>	<b>\$343,561.18</b>

<b>Required Payments for Local School, County, and Special District Taxes .....</b>	<b>513,837.96</b>
-------------------------------------------------------------------------------------	-------------------

<b>TOTAL EXPENDITURES AND REQUIRED PAYMENTS .....</b>	<b>\$857,399.14</b>
Reserve for uncollected taxes .....	\$65,389.82
<b>GRAND TOTAL—Budget .....</b>	<b>\$922,788.96</b>

## RECEIPTS AND REVENUES REALIZED IN 1950 TO MEET EXPENDITURES AND RE- QUIRED PAYMENTS

Surplus revenue appropriated ..	\$40,000.00
Miscellaneous revenues realized ..	105,237.88
State aid revenues realized .....	10,688.19
Delinquent taxes including	
liens—1950 collections .....	50,459.06
current taxes—1950 collections..	684,608.23
Emergency borrowings .....	.....
<b>TOTAL RECEIPTS AND REVENUES REALIZED .....</b>	<b>\$890,993.36</b>

## CAPITAL OUTLAY—1950

Beaches and boardwalks .....	.....
Buildings and equipment .....	\$55,601.51
Parks and playgrounds .....	.....
Sewers .....	5,000.00
Streets, roads and bridges .....	.....
Water supply ..	.....
Other .....	.....

<b>Tax rate .....</b>	<b>\$6.34</b>
Local school tax rate .....	3.47
County tax rate .....	0.93
Local purpose tax rate .....	1.94

## TAXES

Local school tax ...	\$405,242.50
County taxes .....	108,595.46
Special district taxes .....	.....
<b>Local purpose levy .....</b>	<b>\$513,837.96</b>
<b>Total tax levy (tax duplicate) ..</b>	<b>\$740,406.85</b>

<b>Per Capita Total Tax Levy .....</b>	<b>\$58.03</b>
----------------------------------------	----------------

<b>Current</b>	
1950 taxes levied (total) .....	\$747,371.17
Collected in 1950 .....	684,608.23
Per cent of levy col- lected in 1950 ..	91.60
Transferred to liens .....	202.88
Cancelled, abated or adjusted ..	4,798.56
Outstanding December 31, 1950 ..	\$57,761.50

<b>All Prior Years Outstanding</b>	
Balance January 1, 1950 .....	\$54,510.03
Collected in 1950 .....	50,374.57
Balance December 31, 1950 .....	\$3,753.66

<b>Tax Title Liens Outstanding</b>	
Balance January 1, 1950 .....	\$1,476.29
Redeemed by cash .....	84.49
Balance December 31, 1950 .....	\$779.19

<b>Property Acquired by Deed or Foreclosure</b>	
Balance January 1, 1950 .....	\$31,803.32
Sale for cash .....	.....
Balance December 31, 1950 .....	\$28,703.32

## CAPITAL DEBT, DECEMBER 31, 1950

<b>Gross Debt</b>	
School debt .....	\$805,000.00
Self-liquidating debt ..	.....
Other capital debt ..	189,934.00
<b>TOTAL GROSS DEBT .....</b>	<b>\$994,934.00</b>
<b>Per Capita Gross Debt .....</b>	<b>\$77.97</b>

<b>Deductions for</b>	
School debt .....	\$805,000.00
Self-liquidating debt ..	.....
Other capital debt ..	.....
<b>TOTAL DEDUCTIONS .....</b>	<b>805,000.00</b>
<b>NET DEBT .....</b>	<b>\$189,934.00</b>

<b>Average Assessed Valuations</b>	
Real Property 1948-1949-1950 ..	\$10,484,450.00
<b>Per Cent of Net Debt .....</b>	<b>1.81</b>

## CURRENT FINANCES DECEMBER 31, 1950

Cash .....	\$197,823.17
Taxes receivable .....	61,515.16
Tax title liens .....	779.19
Foreclosed property .....	28,703.32
Accounts receivable .....	7,519.69
State road aid receivable .....	.....
Emergencies and deferred charges ..	3,400.00
<b>TOTAL ASSETS .....</b>	<b>\$299,740.53</b>
Cash liabilities .....	\$86,401.34
Reserves .....	98,517.36
Surplus revenue .....	114,821.83
<b>TOTAL LIABILITIES AND SURPLUS .....</b>	<b>\$299,740.53</b>

## NORTHVALE BOROUGH—BERGEN COUNTY

Population Census, 1950—1,458      Land Area 1.3 sq. mi.      Net Valuation Taxable \$1,127,548  
 1940—1,159

<b>EXPENDITURES AND RE-REQUIRED PAYMENTS FOR 1950</b>	
<b>General Government</b>	
Administrative and executive . . . . .	\$3,700.00
Assessment and collection of taxes	6,050.00
Finance Department . . . . .	.....
<b>Protection to Persons &amp; Property</b>	
Fire . . . . .	6,750.00
Police . . . . .	7,405.00
Other . . . . .	.....
<b>Streets and Roads</b>	
Repairs and maintenance . . . . .	2,950.00
Street lighting . . . . .	2,400.00
<b>Sanitation</b>	
Street cleaning . . . . .	.....
Garbage and ash removal . . . . .	.....
Sewers . . . . .	.....
<b>Health and Charities</b>	
Health service . . . . .	880.00
Poor (including relief) . . . . .	285.00
Hospitals (aid and maintenance) . . . . .	.....
Other . . . . .	.....
<b>Recreation</b>	
Beaches and boardwalks . . . . .	.....
Parks and playgrounds . . . . .	250.00
Other . . . . .	.....
<b>Educational</b>	
(Exclusive of school districts) . . . . .	.....
<b>Unclassified Purposes</b>	
(Including contingent) . . . . .	325.00
<b>SUB-TOTAL—Municipal functions..</b>	<b>\$30,995.00</b>

<b>Per Capita—Municipal functions . . . . .</b>	<b>\$21.26</b>
Capital imp'ts and capital imp't fund	\$100.00
<b>Debt Service</b>	
Principal payments . . . . .	\$6,000.00
Interest payments . . . . .	550.00
<b>Total . . . . .</b>	<b>6,550.00</b>
<b>Per Capita Debt Service . . . . .</b>	
	<b>\$4.49</b>
<b>Deferred Charges and Statutory Expenditures</b>	
Emergencies . . . . .	.....
Other deferred chgs. . . . .	.....
<b>Total . . . . .</b>	<b>.....</b>
<b>TOTAL—Municipal expenditures . . . . .</b>	<b>\$37,645.00</b>

<b>Required Payments for Local School, County, and Special District Taxes . . . . .</b>	
	<b>53,355.66</b>
<b>TOTAL EXPENDITURES AND REQUIRED PAYMENTS . . . . .</b>	<b>\$91,000.66</b>
Reserve for uncollected taxes . . . . .	\$12,232.00
<b>GRAND TOTAL—Budget . . . . .</b>	<b>\$103,232.66</b>

<b>RECEIPTS AND REVENUES REALIZED IN 1950 TO MEET EXPENDITURES AND RE-REQUIRED PAYMENTS</b>	
Surplus revenue appropriated . . . . .	\$14,000.00
Miscellaneous revenues realized . . . . .	11,326.80
State aid revenues realized . . . . .	1,027.40
<b>Delinquent taxes including</b>	
liens—1950 collections . . . . .	8,313.57
Current taxes—1950 collections..	68,234.83
Emergency borrowings . . . . .	.....
<b>TOTAL RECEIPTS AND REVENUES REALIZED . . . . .</b>	<b>\$102,902.60</b>

<b>CAPITAL OUTLAY—1950</b>	
Beaches and boardwalks . . . . .	.....
Buildings and equipment . . . . .	.....
Parks and playgrounds . . . . .	.....
Sewers . . . . .	.....
Streets, roads and bridges . . . . .	.....
Water supply . . . . .	.....
Other . . . . .	.....

<b>Tax rate . . . . .</b>	<b>\$6.72</b>
Local school tax rate . . . . .	3.92
County tax rate . . . . .	0.81
Local purpose tax rate . . . . .	1.99
<b>TAXES</b>	
Local school tax . . . . .	\$44,205.99
County taxes . . . . .	9,149.67
Special district taxes . . . . .	.....
<b>Local purpose levy . . . . .</b>	<b>\$53,355.66</b>
	22,404.00
<b>Total tax levy (tax duplicate) ..</b>	<b>\$75,759.66</b>
<b>Per Capita Total Tax Levy . . . . .</b>	
	<b>\$51.96</b>
<b>Current</b>	
1950 taxes levied (total) . . . . .	\$76,830.35
Collected in 1950 . . . . .	68,234.83
Per cent of levy collected in 1950 . . . . .	88.81
Transferred to liens . . . . .	1,565.67
Cancelled, abated or adjusted . . . . .	498.62
Outstanding December 31, 1950 ..	\$6,531.23
<b>All Prior Years Outstanding</b>	
Balance January 1, 1950 . . . . .	\$5,529.81
Collected in 1950 . . . . .	5,233.45
Balance December 31, 1950 . . . . .	\$85.97
<b>Tax Title Liens Outstanding</b>	
Balance January 1, 1950 . . . . .	\$33,645.16
Redeemed by cash . . . . .	2,537.62
Balance December 31, 1950 . . . . .	\$29,199.10
<b>Property Acquired by Deed or Foreclosure</b>	
Balance January 1, 1950 . . . . .	\$19,581.51
Sale for cash . . . . .	542.50
Balance December 31, 1950 . . . . .	\$15,930.00

<b>CAPITAL DEBT, DECEMBER 31, 1950</b>	
<b>Gross Debt</b>	
School debt . . . . .	\$3,000.00
Self-liquidating debt. . . . .	.....
Other capital debt . . . . .	14,000.00
<b>TOTAL GROSS DEBT . . . . .</b>	<b>\$17,000.00</b>
<b>Per Capita Gross Debt . . . . .</b>	
	<b>\$11.66</b>
<b>Deductions for</b>	
School debt . . . . .	\$3,000.00
Self-liquidating debt. . . . .	.....
Other capital debt . . . . .	5,000.00
<b>TOTAL DEDUCTIONS . . . . .</b>	<b>8,000.00</b>
<b>NET DEBT . . . . .</b>	<b>\$9,000.00</b>
<b>Average Assessed Valuations</b>	
Real Property 1948-1949-1950..	\$784,612.00
Per Cent of Net Debt . . . . .	1.14

<b>CURRENT FINANCES DECEMBER 31, 1950</b>	
Cash . . . . .	\$38,418.98
Taxes receivable . . . . .	6,617.20
Tax title liens . . . . .	29,199.10
Foreclosed property . . . . .	15,930.00
Accounts receivable . . . . .	141.94
State road aid receivable . . . . .	.....
Emergencies and deferred charges . . . . .	.....
<b>TOTAL ASSETS . . . . .</b>	<b>\$90,307.22</b>
Cash liabilities . . . . .	\$13,330.60
Reserves . . . . .	51,888.24
Surplus revenue . . . . .	25,088.38
<b>TOTAL LIABILITIES AND SURPLUS . . . . .</b>	<b>\$90,307.22</b>

# NORTH WILDWOOD CITY—CAPE MAY COUNTY

Population Census, 1950—3,164      Land Area 1.8 sq. mi.      Net Valuation Taxable \$6,034,155  
 1940—1,921

<b>EXPENDITURES AND REQUIRED PAYMENTS FOR 1950</b>	
<b>General Government</b>	
Administrative and executive . . . . .	\$48,867.49
Assessment and collection of taxes	11,782.47
Finance Department . . . . .	.....
<b>Protection to Persons &amp; Property</b>	
Fire . . . . .	26,105.00
Police . . . . .	53,843.15
Other . . . . .	.....
<b>Streets and Roads</b>	
Repairs and maintenance . . . . .	37,715.90
Street lighting . . . . .	16,000.00
<b>Sanitation</b>	
Street cleaning . . . . .	.....
Garbage and ash removal . . . . .	7,990.00
Sewers . . . . .	32,372.62
<b>Health and Charities</b>	
Health service . . . . .	2,872.80
Poor (including relief) . . . . .	2,500.00
Hospitals (aid and maintenance) . . . . .	.....
Other . . . . .	.....
<b>Recreation</b>	
Beaches and boardwalks . . . . .	.....
Parks and playgrounds . . . . .	.....
Other . . . . .	.....
<b>Educational</b>	
(Exclusive of school districts) . . . . .	.....
<b>Unclassified Purposes</b>	
(Including contingent) . . . . .	.....
<b>SUB-TOTAL—Municipal functions..</b>	<b>\$240,049.43</b>

<b>Per Capita—Municipal functions . . . . .</b>	<b>\$75.87</b>
Capital imp'ts and capital imp't fund	\$30,000.00
<b>Debt Service</b>	
Principal payments . . . . .	\$93,000.00
Interest payments . . . . .	35,425.00
<b>Total . . . . .</b>	<b>128,425.00</b>
<b>Per Capita Debt Service . . . . .</b>	<b>\$40.59</b>

<b>Deferred Charges and Statutory Expenditures</b>	
Emergencies . . . . .	\$3,500.00
Other deferred chgs. . . . .	6,064.75
<b>Total . . . . .</b>	<b>9,564.75</b>
<b>TOTAL—Municipal expenditures . . . . .</b>	<b>\$408,039.18</b>

<b>Required Payments for Local School, County, and Special District Taxes . . . . .</b>	<b>160,412.40</b>
<b>TOTAL EXPENDITURES AND REQUIRED PAYMENTS . . . . .</b>	<b>\$568,451.58</b>
Reserve for uncollected taxes . . . . .	\$92,043.60
<b>GRAND TOTAL—Budget . . . . .</b>	<b>\$660,495.18</b>

<b>RECEIPTS AND REVENUES REALIZED IN 1950 TO MEET EXPENDITURES AND REQUIRED PAYMENTS</b>	
Surplus revenue appropriated . . . . .	\$75,000.00
Miscellaneous revenues realized . . . . .	64,095.01
State aid revenues realized . . . . .	22,095.00
<b>Delinquent taxes including</b>	
Liens—1950 collections . . . . .	58,436.48
Current taxes—1950 collections..	426,463.66
Emergency borrowings . . . . .	.....
<b>TOTAL RECEIPTS AND REVENUES REALIZED . . . . .</b>	<b>\$646,000.00</b>

<b>CAPITAL OUTLAY—1950</b>	
Beaches and boardwalks . . . . .	.....
Buildings and equipment . . . . .	.....
Parks and playgrounds . . . . .	.....
Sewers . . . . .	\$33,489.10
Streets, roads and bridges . . . . .	.....
Water supply . . . . .	.....
Other . . . . .	.....

<b>Tax rate . . . . .</b>	<b>\$7.84</b>
Local school tax rate . . . . .	1.40
County tax rate . . . . .	1.26
Local purpose tax rate . . . . .	5.18

<b>TAXES</b>	
Local school tax . . . . .	\$84,280.12
County taxes . . . . .	76,132.28
Special district taxes . . . . .	.....
<b>Local purpose levy . . . . .</b>	<b>\$160,412.40</b>
<b>Total tax levy (tax duplicate) ..</b>	<b>\$472,497.65</b>

<b>Per Capita Total Tax Levy . . . . .</b>	<b>\$149.34</b>
--------------------------------------------	-----------------

<b>Current</b>	
1950 taxes levied (total) . . . . .	\$480,588.75
Collected in 1950 . . . . .	426,463.66
Per cent of levy collected in 1950 . . . . .	88.73
Transferred to liens . . . . .	4,151.00
Cancelled, abated or adjusted . . . . .	3,798.77
Outstanding December 31, 1950 . . . . .	\$46,175.32

<b>All Prior Years Outstanding</b>	
Balance January 1, 1950 . . . . .	\$62,276.22
Collected in 1950 . . . . .	57,315.64
Balance December 31, 1950 . . . . .	\$3,211.48

<b>Tax Title Liens Outstanding</b>	
Balance January 1, 1950 . . . . .	\$12,098.07
Redeemed by cash . . . . .	1,120.84
Balance December 31, 1950 . . . . .	\$17,783.96

<b>Property Acquired by Deed or Foreclosure</b>	
Balance January 1, 1950 . . . . .	\$88,392.00
Sale for cash . . . . .	.....
Balance December 31, 1950 . . . . .	\$91,926.00

<b>CAPITAL DEBT, DECEMBER 31, 1950</b>	
<b>Gross Debt</b>	
School debt . . . . .	.....
Self-liquidating debt. . . . .	.....
Other capital debt . . . . .	\$907,000.00
<b>TOTAL GROSS DEBT . . . . .</b>	<b>\$907,000.00</b>
<b>Per Capita Gross Debt . . . . .</b>	<b>\$286.66</b>

<b>Deductions for</b>	
School debt . . . . .	.....
Self-liquidating debt. . . . .	.....
Other capital debt . . . . .	.....
<b>TOTAL DEDUCTIONS . . . . .</b>	<b>.....</b>
<b>NET DEBT . . . . .</b>	<b>\$907,000.00</b>

<b>Average Assessed Valuations</b>	
Real Property 1948-1949-1950..	\$5,585,970.00
Per Cent of Net Debt . . . . .	16.23

<b>CURRENT FINANCES DECEMBER 31, 1950</b>	
Cash . . . . .	\$175,851.13
Taxes receivable . . . . .	49,386.80
Tax title liens . . . . .	17,783.96
Foreclosed property . . . . .	91,926.00
Accounts receivable . . . . .	288.51
State road aid receivable . . . . .	15,738.19
Emergencies and deferred charges . . . . .	5,000.00
<b>TOTAL ASSETS . . . . .</b>	<b>\$355,974.59</b>
Cash liabilities . . . . .	\$87,636.02
Reserves . . . . .	159,385.27
Surplus revenue . . . . .	108,953.30
<b>TOTAL LIABILITIES AND SURPLUS . . . . .</b>	<b>\$355,974.59</b>

## NORWOOD BOROUGH—BERGEN COUNTY

Population Census, 1950—1,746  
1940—1,512

Land Area 2.9 sq. mi.

Net Valuation Taxable \$1,695,243

### EXPENDITURES AND RE- QUIRED PAYMENTS FOR 1950

<b>General Government</b>	
Administrative and executive . . . . .	\$5,390.00
Assessment and collection of taxes . . . . .	3,700.00
Finance Department . . . . .	600.00
<b>Protection to Persons &amp; Property</b>	
Fire . . . . .	25,200.00
Police . . . . .	12,300.00
Other . . . . .	.....
<b>Streets and Roads</b>	
Repairs and maintenance . . . . .	7,200.00
Street lighting . . . . .	3,500.00
<b>Sanitation</b>	
Street cleaning . . . . .	.....
Garbage and ash removal . . . . .	.....
Sewers . . . . .	.....
<b>Health and Charities</b>	
Health service . . . . .	2,200.00
Poor (including relief) . . . . .	400.00
Hospitals (aid and maintenance) . . . . .	.....
Other . . . . .	.....
<b>Recreation</b>	
Beaches and boardwalks . . . . .	.....
Parks and playgrounds . . . . .	.....
Other . . . . .	.....
<b>Educational</b>	
(Exclusive of school districts) . . . . .	620.00
<b>Unclassified Purposes</b>	
(Including contingent) . . . . .	350.00
<b>SUB-TOTAL—Municipal functions..</b>	<b>\$61,460.00</b>

<b>Per Capita—Municipal functions . . . . .</b>	<b>\$35.20</b>
Capital imp'ts and capital imp't fund . . . . .	\$1,000.00
<b>Debt Service</b>	
Principal payments . . . . .	\$9,855.00
Interest payments . . . . .	.....
<b>Total . . . . .</b>	<b>9,855.00</b>

<b>Per Capita Debt Service . . . . .</b>		<b>\$5.64</b>
<b>Deferred Charges and Statutory Expenditures</b>		
Emergencies . . . . .	.....	
Other deferred chgs. . . . .	.....	
<b>Total . . . . .</b>	<b>.....</b>	

**TOTAL—Municipal expenditures . . . . .** **\$72,315.00**

**Required Payments for Local School, County, and Special District Taxes . . . . .** **67,113.25**

**TOTAL EXPENDITURES AND REQUIRED PAYMENTS . . . . .** **\$139,428.25**

Reserve for uncollected taxes . . . . . \$27,216.62

**GRAND TOTAL—Budget . . . . .** **\$166,644.87**

### RECEIPTS AND REVENUES REALIZED IN 1950 TO MEET EXPENDITURES AND RE- QUIRED PAYMENTS

Surplus revenue appropriated . . . . .	\$24,000.00
Miscellaneous revenues realized . . . . .	25,529.33
State aid revenues realized . . . . .	2,688.80
<b>Delinquent taxes including</b>	
liens—1950 collections . . . . .	6,713.39
current taxes—1950 collections..	81,596.68
Emergency borrowings . . . . .	.....
<b>TOTAL RECEIPTS AND REVENUES REALIZED . . . . .</b>	<b>\$140,528.20</b>

### CAPITAL OUTLAY—1950

Beaches and boardwalks . . . . .	.....
Buildings and equipment . . . . .	.....
Parks and playgrounds . . . . .	.....
Sewers . . . . .	.....
Streets, roads and bridges . . . . .	.....
Water supply . . . . .	.....
Other . . . . .	.....

<b>Tax rate . . . . .</b>	<b>\$5.94</b>
Local school tax rate . . . . .	3.14
County tax rate . . . . .	0.82
Local purpose tax rate . . . . .	1.98

### TAXES

Local school tax . . . . .	\$53,275.68
County taxes . . . . .	13,837.57
Special district taxes . . . . .	.....
<b>Local purpose levy . . . . .</b>	<b>\$67,113.25</b>
<b>Total tax levy (tax duplicate) . . . . .</b>	<b>\$100,689.87</b>

**Per Capita Total Tax Levy . . . . .** **\$57.67**

<b>Current</b>	
1950 taxes levied (total) . . . . .	\$101,563.34
Collected in 1950 . . . . .	81,596.68
Per cent of levy col- lected in 1950 . . . . .	80.34
Transferred to liens . . . . .	12,964.35
Cancelled, abated or adjusted . . . . .	356.40
Outstanding December 31, 1950 . . . . .	\$6,645.91

<b>All Prior Years Outstanding</b>	
Balance January 1, 1950 . . . . .	\$6,791.68
Collected in 1950 . . . . .	6,453.80
Balance December 31, 1950 . . . . .	.....

<b>Tax Title Liens Outstanding</b>	
Balance January 1, 1950 . . . . .	\$284,824.77
Redeemed by cash . . . . .	259.59
Balance December 31, 1950 . . . . .	\$295,856.96

<b>Property Acquired by Deed or Foreclosure</b>	
Balance January 1, 1950 . . . . .	\$13,689.30
Sale for cash . . . . .	810.00
Balance December 31, 1950 . . . . .	\$12,995.00

### CAPITAL DEBT, DECEMBER 31, 1950

<b>Gross Debt</b>	
School debt . . . . .	\$285,000.00
Self-liquidating debt . . . . .	.....
Other capital debt . . . . .	10,000.00
<b>TOTAL GROSS DEBT . . . . .</b>	<b>\$295,000.00</b>
<b>Per Capita Gross Debt . . . . .</b>	<b>\$168.96</b>

<b>Deductions for</b>	
School debt . . . . .	\$94,318.00
Self-liquidating debt . . . . .	.....
Other capital debt . . . . .	1,000.00
<b>TOTAL DEDUCTIONS . . . . .</b>	<b>95,318.00</b>
<b>NET DEBT . . . . .</b>	<b>\$199,682.00</b>

**Average Assessed Valuations**  
Real Property 1948-1949-1950.. \$1,571,971.00  
Per Cent of Net Debt . . . . . 12.70

### CURRENT FINANCES DECEMBER 31, 1950

Cash . . . . .	\$68,400.08
Taxes receivable . . . . .	6,645.91
Tax title liens . . . . .	295,856.96
Foreclosed property . . . . .	12,995.00
Accounts receivable . . . . .	359.44
State road aid receivable . . . . .	.....
Emergencies and deferred charges . . . . .	16,600.00
<b>TOTAL ASSETS . . . . .</b>	<b>\$400,857.39</b>

Cash liabilities . . . . .	\$23,522.12
Reserves . . . . .	315,857.31
Surplus revenue . . . . .	61,477.96

**TOTAL LIABILITIES AND SURPLUS . . . . .** **\$400,857.39**

## NUTLEY TOWN—ESSEX COUNTY

Population Census, 1950—26,746      Land Area 3.4 sq. mi.      Net Valuation Taxable \$34,353,733  
 1940—21,954

<b>EXPENDITURES AND RE-REQUIRED PAYMENTS FOR 1950</b>	
<b>General Government</b>	
Administrative and executive . . . . .	\$92,683.74
Assessment and collection of taxes	23,919.36
Finance Department . . . . .	15,740.00
<b>Protection to Persons &amp; Property</b>	
Fire . . . . .	65,536.00
Police . . . . .	146,535.00
Other . . . . .	17,274.00
<b>Streets and Roads</b>	
Repairs and maintenance . . . . .	97,951.62
Street lighting . . . . .	35,000.00
<b>Sanitation</b>	
Street cleaning . . . . .	59,666.67
Garbage and ash removal . . . . .	57,049.20
Sewers . . . . .	57,049.20
<b>Health and Charities</b>	
Health service . . . . .	28,283.00
Poor (including relief) . . . . .	15,263.48
Hospitals (aid and maintenance) . . . . .	. . . . .
Other . . . . .	. . . . .
<b>Recreation</b>	
Beaches and boardwalks . . . . .	. . . . .
Parks and playgrounds . . . . .	36,986.56
Other . . . . .	11,500.00
<b>Educational</b>	
(Exclusive of school districts) . . . . .	42,479.54
<b>Unclassified Purposes</b>	
(Including contingent) . . . . .	38,212.32
<b>SUB-TOTAL—Municipal functions..</b>	<b>\$784,080.49</b>

<b>Tax rate . . . . .</b>	<b>\$5.73</b>
Local school tax rate . . . . .	2.87
County tax rate . . . . .	0.92
Local purpose tax rate . . . . .	1.94

<b>Per Capita—Municipal functions . . . . .</b>	<b>\$29.32</b>
Capital imp'ts and capital imp't fund	\$28,042.96
<b>Debt Service</b>	
Principal payments . . . . .	\$85,986.44
Interest payments . . . . .	30,031.66
<b>Total . . . . .</b>	<b>116,018.10</b>
<b>Per Capita Debt Service . . . . .</b>	<b>\$4.34</b>
<b>Deferred Charges and Statutory Expenditures</b>	
Emergencies . . . . .	. . . . .
Other deferred chgs. . . . .	\$72,915.99
<b>Total . . . . .</b>	<b>72,915.99</b>
<b>TOTAL—Municipal expenditures . . . . .</b>	<b>\$1,001,057.54</b>

<b>TAXES</b>	
Local school tax . . . . .	\$984,521.56
County taxes . . . . .	317,961.02
Special district taxes . . . . .	. . . . .
<b>Local purpose levy . . . . .</b>	<b>\$1,302,482.58</b>
	667,478.50
<b>Total tax levy (tax duplicate) . . . . .</b>	<b>\$1,969,961.08</b>
<b>Per Capita Total Tax Levy . . . . .</b>	<b>\$73.65</b>

<b>Required Payments for Local School, County, and Special District Taxes . . . . .</b>	<b>1,302,482.58</b>
<b>TOTAL EXPENDITURES AND REQUIRED PAYMENTS . . . . .</b>	<b>\$2,303,540.12</b>
Reserve for uncollected taxes . . . . .	\$113,286.50
<b>GRAND TOTAL—Budget . . . . .</b>	<b>\$2,416,826.62</b>

<b>Current</b>	
1950 taxes levied (total) . . . . .	\$1,989,710.30
Collected in 1950 . . . . .	1,914,102.06
Per cent of levy collected in 1950 . . . . .	96.20
Transferred to liens . . . . .	2,227.47
Cancelled, abated or adjusted . . . . .	4,233.97
Outstanding December 31, 1950 . . . . .	\$69,146.80

<b>All Prior Years Outstanding</b>	
Balance January 1, 1950 . . . . .	\$85,443.31
Collected in 1950 . . . . .	. . . . .
Balance December 31, 1950 . . . . .	\$14,894.31

<b>Tax Title Liens Outstanding</b>	
Balance January 1, 1950 . . . . .	\$24,141.78
Redeemed by cash . . . . .	327.35
Balance December 31, 1950 . . . . .	\$24,197.83

<b>Property Acquired by Deed or Foreclosure</b>	
Balance January 1, 1950 . . . . .	\$355,242.26
Sale for cash . . . . .	55,292.80
Balance December 31, 1950 . . . . .	\$296,034.96

### CAPITAL DEBT, DECEMBER 31, 1950

<b>Gross Debt</b>	
School debt . . . . .	\$669,000.00
Self-liquidating debt. . . . .	189,423.00
Other capital debt . . . . .	915,136.00
<b>TOTAL GROSS DEBT . . . . .</b>	<b>\$1,773,559.00</b>
<b>Per Capita Gross Debt . . . . .</b>	<b>\$66.31</b>

<b>Deductions for</b>	
School debt . . . . .	\$669,000.00
Self-liquidating debt. . . . .	189,423.00
Other capital debt . . . . .	8,194.00
<b>TOTAL DEDUCTIONS . . . . .</b>	<b>866,617.00</b>
<b>NET DEBT . . . . .</b>	<b>\$906,942.00</b>

<b>Average Assessed Valuations</b>	
Real Property 1948-1949-1950..	\$30,749,233.00
Per Cent of Net Debt . . . . .	2.94

<b>RECEIPTS AND REVENUES REALIZED IN 1950 TO MEET EXPENDITURES AND REQUIRED PAYMENTS</b>	
Surplus revenue appropriated . . . . .	\$87,400.00
Miscellaneous revenues realized. . . . .	254,894.39
State aid revenues realized . . . . .	23,625.99
Delinquent taxes including	. . . . .
liens—1950 collections . . . . .	69,206.69
Current taxes—1950 collections..	1,914,102.06
Emergency borrowings . . . . .	. . . . .
<b>TOTAL RECEIPTS AND REVENUES REALIZED . . . . .</b>	<b>\$2,349,220.13</b>

<b>CURRENT FINANCES DECEMBER 31, 1950</b>	
Cash . . . . .	\$401,857.46
Taxes receivable . . . . .	84,041.11
Tax title liens . . . . .	24,197.83
Foreclosed property . . . . .	296,034.96
Accounts receivable . . . . .	295.29
State road aid receivable . . . . .	12,999.37
Emergencies and deferred charges . . . . .	10,000.00
<b>TOTAL ASSETS . . . . .</b>	<b>\$829,426.02</b>

<b>CAPITAL OUTLAY—1950</b>	
Beaches and boardwalks . . . . .	. . . . .
Buildings and equipment . . . . .	\$70,242.31
Parks and playgrounds . . . . .	5,233.40
Sewers . . . . .	4,234.60
Streets, roads and bridges . . . . .	29,607.48
Water supply . . . . .	19,496.67
Other . . . . .	935.00

Cash liabilities . . . . .	\$74,229.38
Reserves . . . . .	404,569.19
Surplus revenue . . . . .	350,627.45
<b>TOTAL LIABILITIES AND SURPLUS . . . . .</b>	<b>\$829,426.02</b>

## OAKLAND BOROUGH—BERGEN COUNTY

Population Census, 1950—1,813  
1940—932

Land Area 9.1 sq. mi.

Net Valuation Taxable \$2,554,456

### EXPENDITURES AND RE- QUIRED PAYMENTS FOR 1950

<b>General Government</b>	
Administrative and executive .....	\$12,750.00
Assessment and collection of taxes .....	5,050.00
Finance Department .....	.....
<b>Protection to Persons &amp; Property</b>	
Fire .....	13,200.00
Police .....	8,900.00
Other .....	.....
<b>Streets and Roads</b>	
Repairs and maintenance .....	12,473.00
Street lighting .....	2,500.00
<b>Sanitation</b>	
Street cleaning .....	.....
Garbage and ash removal .....	.....
Sewers .....	.....
<b>Health and Charities</b>	
Health service .....	2,400.00
Poor (including relief) .....	600.00
Hospitals (aid and maintenance) .....	.....
Other .....	.....
<b>Recreation</b>	
Beaches and boardwalks .....	.....
Parks and playgrounds .....	.....
Other .....	.....
<b>Educational</b>	
(Exclusive of school districts) ..	575.00
<b>Unclassified Purposes</b>	
(Including contingent) .....	500.00
<b>SUB-TOTAL—Municipal functions..</b>	<b>\$58,948.00</b>

<b>Per Capita—Municipal functions .....</b>	
Capital imp'ts and capital imp't fund .....	\$32.51
<b>Debt Service</b>	
Principal payments ..	.....
Interest payments ..	.....
<b>Total .....</b>	<b>.....</b>
<b>Per Capita Debt Service .....</b>	
<b>Deferred Charges and Statutory Expenditures</b>	
Emergencies .....	.....
Other deferred chgs. .....	\$17,965.97
<b>Total .....</b>	<b>\$17,965.97</b>

**TOTAL—Municipal expenditures ...** **\$76,913.97**

**Required Payments for Local School, County, and Special District Taxes .....** **88,436.92**

**TOTAL EXPENDITURES AND REQUIRED PAYMENTS .....** **\$165,350.89**

Reserve for uncollected taxes .....

**GRAND TOTAL—Budget .....** **\$178,555.04**

### RECEIPTS AND REVENUES REALIZED IN 1950 TO MEET EXPENDITURES AND RE- QUIRED PAYMENTS

Surplus revenue appropriated ..	\$12,000.00
Miscellaneous revenues realized ..	19,945.70
State aid revenues realized .....	2,552.40
<b>Delinquent taxes including</b>	
liens—1950 collections .....	6,433.52
Current taxes—1950 collections ..	140,420.19
Emergency borrowings .....	.....
<b>TOTAL RECEIPTS AND REVENUES REALIZED .....</b>	<b>\$181,351.81</b>

### CAPITAL OUTLAY—1950

Beaches and boardwalks .....	.....
Buildings and equipment .....	\$860.79
Parks and playgrounds .....	.....
Sewers .....	.....
Streets, roads and bridges .....	16,116.57
Water supply .....	.....
Other .....	.....

<b>Tax rate .....</b>	<b>\$5.75</b>
Local school tax rate .....	2.65
County tax rate .....	0.81
Local purpose tax rate .....	2.29

### TAXES

Local school tax ...	\$67,620.00	
County taxes .....	20,816.92	
Special district taxes .....	.....	
Local purpose levy .....	.....	\$88,436.92
		<u>58,352.77</u>
<b>Total tax levy (tax duplicate) ..</b>		<b>\$146,789.69</b>
<b>Per Capita Total Tax Levy .....</b> <b>\$80.97</b>		

<b>Current</b>	
1950 taxes levied (total) .....	\$149,379.63
Collected in 1950 .....	140,420.19
Per cent of levy col- lected in 1950 ...	94.01
Transferred to liens .....	578.41
Cancelled, abated or adjusted .....	754.30
Outstanding December 31, 1950 ..	<u>\$7,626.73</u>

<b>All Prior Years Outstanding</b>	
Balance January 1, 1950 .....	\$6,508.27
Collected in 1950 .....	6,333.52
Balance December 31, 1950 .....	<u>\$54.72</u>

<b>Tax Title Liens Outstanding</b>	
Balance January 1, 1950 .....	\$6,333.43
Redeemed by cash .....	100.00
Balance December 31, 1950 .....	<u>\$6,961.35</u>

<b>Property Acquired by Deed or Foreclosure</b>	
Balance January 1, 1950 .....	\$5,100.00
Sale for cash .....	.....
Balance December 31, 1950 .....	<u>\$5,100.00</u>

### CAPITAL DEBT, DECEMBER 31, 1950

<b>Gross Debt</b>	
School debt .....	\$176,200.00
Self-liquidating debt ..	107,500.00
Other capital debt ..	11,530.00
<b>TOTAL GROSS DEBT .....</b>	<b>\$295,230.00</b>

**Per Capita Gross Debt .....** **\$162.84**

<b>Deductions for</b>	
School debt .....	\$137,410.00
Self-liquidating debt ..	107,500.00
Other capital debt ..	2,280.00
<b>TOTAL DEDUCTIONS .....</b>	<b>247,190.00</b>

**NET DEBT .....** **\$48,040.00**

<b>Average Assessed Valuations</b>	
Real Property 1948-1949-1950 ..	\$2,290,168.00
<b>Per Cent of Net Debt .....</b>	<b>2.09</b>

### CURRENT FINANCES DECEMBER 31, 1950

Cash .....	\$76,435.52
Taxes receivable .....	7,681.45
Tax title liens .....	6,961.35
Foreclosed property .....	5,100.00
Accounts receivable .....	1,704.88
State road aid receivable .....	.....
Emergencies and deferred charges ..	13.03
<b>TOTAL ASSETS .....</b>	<b>\$97,896.23</b>

Cash liabilities .....	\$36,021.83
Reserves .....	21,447.68
Surplus revenue .....	40,426.72
<b>TOTAL LIABILITIES AND SURPLUS .....</b>	<b>\$97,896.23</b>

## OAKLYN BOROUGH—CAMDEN COUNTY

Population Census, 1950—4,872      Land Area 0.72 sq. mi.      Net Valuation Taxable \$3,460,296  
 1940—3,869

**EXPENDITURES AND REQUIRED PAYMENTS FOR 1950**

**General Government**

Administrative and executive . . . \$16,868.30  
 Assessment and collection of taxes . . . 5,375.00  
 Finance Department . . . 15.00

**Protection to Persons & Property**

Fire . . . 7,148.77  
 Police . . . 22,175.00  
 Other . . .

**Streets and Roads**

Repairs and maintenance . . . 13,375.28  
 Street lighting . . . 4,650.00

**Sanitation**

Street cleaning . . .  
 Garbage and ash removal . . .  
 Sewers . . . 8,977.45

**Health and Charities**

Health service . . . 250.00  
 Poor (including relief) . . . 275.00  
 Hospitals (aid and maintenance) . . .  
 Other . . .

**Recreation**

Beaches and boardwalks . . .  
 Parks and playgrounds . . . 785.20  
 Other . . .

**Educational**  
 (Exclusive of school districts) . . . 500.00

**Unclassified Purposes**  
 (Including contingent) . . . 105.00

---

**SUB-TOTAL—Municipal functions..**      **\$80,500.00**

**Per Capita—Municipal functions . . . \$16.52**

Capital imp'ts and capital imp't fund      \$6,310.70

**Debt Service**

Principal payments . . . \$25,250.00  
 Interest payments . . . 12,611.50

Total . . . 37,861.50

**Per Capita Debt Service . . . \$7.77**

**Deferred Charges and Statutory Expenditures**

Emergencies . . . \$2,150.00  
 Other deferred chgs. . . 667.89

Total . . . 2,817.89

---

**TOTAL—Municipal expenditures . . . \$127,490.09**

**Required Payments for Local School, County, and Special District Taxes . . . 170,492.30**

---

**TOTAL EXPENDITURES AND REQUIRED PAYMENTS . . . \$297,982.39**

Reserve for uncollected taxes . . . \$19,550.00

---

**GRAND TOTAL—Budget . . . \$317,532.39**

**RECEIPTS AND REVENUES REALIZED IN 1950 TO MEET EXPENDITURES AND REQUIRED PAYMENTS**

Surplus revenue appropriated . . . \$12,000.00  
 Miscellaneous revenues realized . . . 54,189.93  
 State aid revenues realized . . . 8,024.50  
 Delinquent taxes including  
   liens—1950 collections . . . 18,339.02  
 Current taxes—1950 collections . . . 233,343.93  
 Emergency borrowings . . .

---

**TOTAL RECEIPTS AND REVENUES REALIZED . . . \$325,897.38**

**CAPITAL OUTLAY—1950**

Beaches and boardwalks . . .  
 Buildings and equipment . . .  
 Parks and playgrounds . . .  
 Sewers . . .  
 Streets, roads and bridges . . . \$225.00  
 Water supply . . .  
 Other . . .

**Tax rate . . . \$7.10**

Local school tax rate . . . 3.49  
 County tax rate . . . 1.44  
 Local purpose tax rate . . . 2.17

**TAXES**

Local school tax . . . \$120,746.15  
 County taxes . . . 49,746.15  
 Special district taxes . . .

---

Local purpose levy . . . 75,777.09

---

**Total tax levy (tax duplicate) . . . \$246,269.39**

**Per Capita Total Tax Levy . . . \$50.55**

**Current**

1950 taxes levied (total) . . . \$245,715.19  
 Collected in 1950 . . . 233,343.93  
 Per cent of levy collected in 1950 . . . 94.97  
 Transferred to liens . . . 14.20  
 Cancelled, abated or adjusted . . . 1,142.71  
 Outstanding December 31, 1950 . . . \$11,214.35

**All Prior Years Outstanding**

Balance January 1, 1950 . . . \$25,450.73  
 Collected in 1950 . . . 18,339.02  
 Balance December 31, 1950 . . . \$5,276.43

**Tax Title Liens Outstanding**

Balance January 1, 1950 . . . \$273.82  
 Redeemed by cash . . .  
 Balance December 31, 1950 . . . \$288.02

**Property Acquired by Deed or Foreclosure**

Balance January 1, 1950 . . . \$3,356.00  
 Sale for cash . . . 3,700.00  
 Balance December 31, 1950 . . . \$2,703.00

**CAPITAL DEBT, DECEMBER 31, 1950**

**Gross Debt**

School debt . . . \$65,900.00  
 Self-liquidating debt . . .  
 Other capital debt . . . 476,500.00

---

**TOTAL GROSS DEBT . . . \$542,400.00**

**Per Capita Gross Debt . . . \$111.33**

**Deductions for**

School debt . . . \$65,900.00  
 Self-liquidating debt . . .  
 Other capital debt . . . 71,527.00

---

**TOTAL DEDUCTIONS . . . 137,427.00**

---

**NET DEBT . . . \$404,973.00**

**Average Assessed Valuations**

Real Property 1948-1949-1950 . . . \$3,140,249.00  
 Per Cent of Net Debt . . . 12.89

**CURRENT FINANCES DECEMBER 31, 1950**

Cash . . . \$109,623.99  
 Taxes receivable . . . 16,490.78  
 Tax title liens . . . 288.02  
 Foreclosed property . . . 2,703.00  
 Accounts receivable . . . 6,450.09  
 State road aid receivable . . . 4,563.00  
 Emergencies and deferred charges . . . 6.33

---

**TOTAL ASSETS . . . \$140,125.21**

Cash liabilities . . . \$10,924.71  
 Reserves . . . 25,931.89  
 Surplus revenue . . . 103,268.61

---

**TOTAL LIABILITIES AND SURPLUS . . . \$140,125.21**

## OCEAN TOWNSHIP—MONMOUTH COUNTY

Population Census, 1950—6,697      Land Area 11.1 sq. mi.      Net Valuation Taxable \$5,966,441  
 1940—4,200

<b>EXPENDITURES AND RE-REQUIRED PAYMENTS FOR 1950</b>	
<b>General Government</b>	
Administrative and executive .....	\$24,275.00
Assessment and collection of taxes .....	16,102.46
Finance Department .....	1,200.00
<b>Protection to Persons &amp; Property</b>	
Fire .....	600.00
Police .....	49,080.00
Other .....	.....
<b>Streets and Roads</b>	
Repairs and maintenance .....	61,000.00
Street lighting .....	13,000.00
<b>Sanitation</b>	
Street cleaning .....	.....
Garbage and ash removal .....	38,900.00
Sewers .....	.....
<b>Health and Charities</b>	
Health service .....	10,550.00
Poor (including relief) .....	3,196.00
Hospitals (aid and maintenance) .....	.....
Other .....	.....
<b>Recreation</b>	
Beaches and boardwalks .....	.....
Parks and playgrounds .....	.....
Other .....	.....
<b>Educational</b>	
(Exclusive of school districts) ..	.....
<b>Unclassified Purposes</b>	
(Including contingent) .....	2,000.00
<b>SUB-TOTAL—Municipal functions..</b>	<b>\$219,903.46</b>
<b>Per Capita—Municipal functions ....</b>	
Capital imp'ts and capital imp't fund	\$32.84
Debt Service	\$12,946.54
Principal payments .	\$13,500.00
Interest payments ..	1,540.00
Total .....	15,040.00
<b>Per Capita Debt Service .....</b>	
Deferred Charges and Statutory Expenditures	\$2.25
Emergencies .....	.....
Other deferred chgs.	\$13,325.37
Total .....	13,325.37
<b>TOTAL—Municipal expenditures ...</b>	<b>\$261,215.37</b>
<b>Required Payments for Local School, County, and Special District Taxes .....</b>	
	370,705.38
<b>TOTAL EXPENDITURES AND RE-REQUIRED PAYMENTS .....</b>	<b>\$631,920.75</b>
Reserve for uncollected taxes .....	\$91,523.29
<b>GRAND TOTAL—Budget .....</b>	<b>\$723,444.04</b>
<b>RECEIPTS AND REVENUES REALIZED IN 1950 TO MEET EXPENDITURES AND RE-REQUIRED PAYMENTS</b>	
Surplus revenue appropriated ..	\$10,000.00
Miscellaneous revenues realized.	87,471.03
State aid revenues realized .....	11,958.99
Delinquent taxes including	.....
liens—1950 collections .....	55,068.22
Current taxes—1950 collections..	491,411.95
Emergency borrowings .....	.....
<b>TOTAL RECEIPTS AND REVENUES REALIZED .....</b>	<b>\$655,910.19</b>

<b>Tax rate .....</b>	<b>\$8.76</b>
Local school tax rate .....	3.82
County tax rate .....	1.50
Local purpose tax rate ....	3.44

<b>TAXES</b>	
Local school tax ...	\$228,111.08
County taxes .....	89,300.99
Special district taxes	53,293.31
Local purpose levy .....	\$370,705.38
Total tax levy (tax duplicate) ..	205,028.42
<b>Per Capita Total Tax Levy .....</b>	<b>\$85.97</b>

<b>Current</b>	
1950 taxes levied (total) .....	\$581,655.39
Collected in 1950 .....	491,411.95
Per cent of levy collected in 1950 ...	84.48
Transferred to liens .....	19,224.22
Cancelled, abated or adjusted .....	7,979.86
Outstanding December 31, 1950 ..	\$63,039.86

<b>All Prior Years Outstanding</b>	
Balance January 1, 1950 .....	\$50,721.54
Collected in 1950 .....	47,558.09
Balance December 31, 1950 .....	\$1,090.54

<b>Tax Title Liens Outstanding</b>	
Balance January 1, 1950 .....	\$183,329.85
Redeemed by cash .....	7,510.13
Balance December 31, 1950 .....	\$196,878.27

<b>Property Acquired by Deed or Foreclosure</b>	
Balance January 1, 1950 .....	\$25,360.85
Sale for cash .....	5,520.00
Balance December 31, 1950 .....	\$19,340.85

### CAPITAL DEBT, DECEMBER 31, 1950

<b>Gross Debt</b>	
School debt .....	\$367,000.00
Self-liquidating debt.	.....
Other capital debt ..	81,000.00
<b>TOTAL GROSS DEBT .....</b>	<b>\$448,000.00</b>
<b>Per Capita Gross Debt .....</b>	<b>\$66.90</b>

<b>Deductions for</b>	
School debt .....	\$339,963.00
Self-liquidating debt.	.....
Other capital debt ..	.....
<b>TOTAL DEDUCTIONS .....</b>	<b>339,963.00</b>
<b>NET DEBT .....</b>	<b>\$108,037.00</b>

<b>Average Assessed Valuations</b>	
Real Property 1948-1949-1950..	\$5,666,054.00
Per Cent of Net Debt .....	1.90

### CURRENT FINANCES DECEMBER 31, 1950

Cash .....	\$150,890.80
Taxes receivable .....	64,130.40
Tax title liens .....	196,878.27
Foreclosed property .....	19,340.85
Accounts receivable .....	8,284.23
State road aid receivable .....	9,257.76
Emergencies and deferred charges ..	8.50
<b>TOTAL ASSETS .....</b>	<b>\$448,790.81</b>
Cash liabilities .....	\$14,189.79
Reserves .....	288,633.75
Surplus revenue .....	145,967.27

<b>TOTAL LIABILITIES AND SURPLUS .....</b>	<b>\$448,790.81</b>
--------------------------------------------	---------------------

### CAPITAL OUTLAY—1950

Beaches and boardwalks .....	.....
Buildings and equipment .....	\$12,276.00
Parks and playgrounds .....	.....
Sewers .....	452.35
Streets, roads and bridges .....	450.00
Water supply .....	.....
Other .....	.....

# OCEAN TOWNSHIP—OCEAN COUNTY

Population Census, 1950—446  
1940—427

Land Area 20.01 sq. mi.

Net Valuation Taxable \$330,225

## EXPENDITURES AND REQUIRED PAYMENTS FOR 1950

<b>General Government</b>	
Administrative and executive .....	\$3,300.00
Assessment and collection of taxes	1,700.00
Finance Department .....	.....
<b>Protection to Persons &amp; Property</b>	
Fire .....	300.00
Police .....	400.00
Other .....	.....
<b>Streets and Roads</b>	
Repairs and maintenance .....	4,190.00
Street lighting .....	2,500.00
<b>Sanitation</b>	
Street cleaning .....	.....
Garbage and ash removal .....	.....
Sewers .....	.....
<b>Health and Charities</b>	
Health service .....	240.00
Poor (including relief) .....	835.00
Hospitals (aid and maintenance) .....	.....
Other .....	.....
<b>Recreation</b>	
Beaches and boardwalks .....	.....
Parks and playgrounds .....	.....
Other .....	.....
<b>Educational</b>	
(Exclusive of school districts) ..	.....
<b>Unclassified Purposes</b>	
(Including contingent) .....	550.00
<b>SUB-TOTAL—Municipal functions..</b>	<b>\$14,015.00</b>

<b>Per Capita—Municipal functions ...</b>	
Capital imp'ts and capital imp't fund .....	\$31.42
<b>Debt Service</b>	
Principal payments ..	.....
Interest payments ..	.....
Total .....	.....
<b>Per Capita Debt Service .....</b>	
<b>Deferred Charges and Statutory Expenditures</b>	
Emergencies .....	\$360.00
Other deferred chgs.	600.00
Total .....	\$960.00

<b>TOTAL—Municipal expenditures ...</b>	<b>\$14,975.00</b>
<b>Required Payments for Local School, County, and Special District Taxes .....</b>	
	18,538.26
<b>TOTAL EXPENDITURES AND REQUIRED PAYMENTS .....</b>	<b>\$33,513.26</b>
Reserve for uncollected taxes .....	\$7,295.00
<b>GRAND TOTAL—Budget .....</b>	<b>\$40,808.26</b>

## RECEIPTS AND REVENUES REALIZED IN 1950 TO MEET EXPENDITURES AND REQUIRED PAYMENTS

Surplus revenue appropriated ..	\$6,500.00
Miscellaneous revenues realized.	8,233.08
State aid revenues realized .....	3,546.00
Delinquent taxes including	
liens—1950 collections .....	5,111.16
Current taxes—1950 collections..	17,820.45
Emergency borrowings .....	.....
<b>TOTAL RECEIPTS AND REVENUES REALIZED .....</b>	<b>\$41,210.69</b>

### CAPITAL OUTLAY—1950

Beaches and boardwalks .....	.....
Buildings and equipment .....	.....
Parks and playgrounds .....	.....
Sewers .....	.....
Streets, roads and bridges .....	.....
Water supply .....	.....
Other .....	.....

<b>Tax rate .....</b>	<b>\$6.91</b>
Local school tax rate .....	3.58
County tax rate .....	2.03
Local purpose tax rate .....	1.30

### TAXES

Local school tax ...	\$11,819.59	
County taxes .....	6,718.67	
Special district taxes .....	.....	
Local purpose levy .....		\$18,538.26
		4,270.00
<b>Total tax levy (tax duplicate) ..</b>		<b>\$22,808.26</b>

<b>Per Capita Total Tax Levy .....</b>	<b>\$51.14</b>
----------------------------------------	----------------

### Current

1950 taxes levied (total) .....	\$23,143.90
Collected in 1950 .....	17,820.45
Per cent of levy collected in 1950 ..	76.99
Transferred to liens .....	1,400.00
Cancelled, abated or adjusted .....	.....
Outstanding December 31, 1950 ..	\$3,923.45

### All Prior Years Outstanding

Balance January 1, 1950 .....	\$5,076.67
Collected in 1950 .....	4,119.54
Balance December 31, 1950 .....	\$845.38

### Tax Title Liens Outstanding

Balance January 1, 1950 .....	\$21,280.12
Redeemed by cash .....	991.62
Balance December 31, 1950 .....	\$21,847.17

### Property Acquired by Deed or Foreclosure

Balance January 1, 1950 .....	\$12,704.32
Sale for cash .....	4,725.00
Balance December 31, 1950 .....	\$7,979.32

### CAPITAL DEBT, DECEMBER 31, 1950

#### Gross Debt

School debt .....	.....
Self-liquidating debt. ....	.....
Other capital debt ..	.....

#### TOTAL GROSS DEBT .....

#### Per Capita Gross Debt .....

#### Deductions for

School debt .....	.....
Self-liquidating debt. ....	.....
Other capital debt ..	.....

#### TOTAL DEDUCTIONS .....

#### NET DEBT .....

#### Average Assessed Valuations

Real Property 1948-1949-1950..	\$295,995.00
Per Cent of Net Debt .....	.....

### CURRENT FINANCES DECEMBER 31, 1950

Cash .....	\$22,732.79
Taxes receivable .....	4,768.83
Tax title liens .....	21,847.17
Foreclosed property .....	7,979.32
Accounts receivable .....	1,399.41
State road aid receivable .....	150.53
Emergencies and deferred charges ..	.....
<b>TOTAL ASSETS .....</b>	<b>\$58,878.05</b>

Cash liabilities .....	\$2,128.57
Reserves .....	35,994.73
Surplus revenue .....	20,754.75

#### TOTAL LIABILITIES AND SURPLUS .....

	\$58,878.05
--	-------------

# OCEAN CITY—CITY—CAPE MAY COUNTY

Population Census, 1950—5,949  
1940—4,672

Land Area 5.6 sq. mi.

Net Valuation Taxable \$16,731,888

## EXPENDITURES AND REQUIRED PAYMENTS FOR 1950

<b>General Government</b>	
Administrative and executive ....	\$156,939.22
Assessment and collection of taxes	20,829.52
Finance Department .....	3,961.32
<b>Protection to Persons &amp; Property</b>	
Fire .....	161,958.53
Police .....	152,987.98
Other .....	26,478.95
<b>Streets and Roads</b>	
Repairs and maintenance .....	126,680.66
Street lighting .....	38,626.10
<b>Sanitation</b>	
Street cleaning .....	.....
Garbage and ash removal .....	39,692.28
Sewers .....	.....
<b>Health and Charities</b>	
Health service .....	13,017.57
Poor (including relief) .....	.....
Hospitals (aid and maintenance) ..	1,000.00
Other .....	2,498.15
<b>Recreation</b>	
Beaches and boardwalks .....	28,511.49
Parks and playgrounds .....	42,745.98
Other .....	15,000.00
<b>Educational</b>	
(Exclusive of school districts) ..	12,000.00
<b>Unclassified Purposes</b>	
(Including contingent) .....	42,438.43
<b>SUB-TOTAL—Municipal functions..</b>	<b>\$885,366.18</b>

<b>Per Capita—Municipal functions ....</b>	<b>\$148.83</b>
Capital imp'ts and capital imp't fund	\$61,952.25
<b>Debt Service</b>	
Principal payments .	\$176,000.00
Interest payments ..	54,409.37
<b>Total .....</b>	<b>230,409.37</b>
<b>Per Capita Debt Service .....</b>	<b>\$38.73</b>

<b>Deferred Charges and Statutory Expenditures</b>	
Emergencies .....	.....
Other deferred chgs. ....	\$67,586.02
<b>Total .....</b>	<b>67,586.02</b>
<b>TOTAL—Municipal expenditures ...</b>	<b>\$1,245,313.82</b>

<b>Required Payments for Local School, County, and Special District Taxes .....</b>	<b>426,256.22</b>
-------------------------------------------------------------------------------------	-------------------

## TOTAL EXPENDITURES AND REQUIRED PAYMENTS .... \$1,671,570.04

Reserve for uncollected taxes .....	\$141,423.89
<b>GRAND TOTAL—Budget .....</b>	<b>\$1,812,993.93</b>

## RECEIPTS AND REVENUES REALIZED IN 1950 TO MEET EXPENDITURES AND REQUIRED PAYMENTS

Surplus revenue appropriated ..	\$189,000.00
Miscellaneous revenues realized.	281,270.97
State aid revenues realized .....	26,081.00
<b>Delinquent taxes including</b>	
liens—1950 collections .....	40,928.97
Current taxes—1950 collections..	1,375,527.46
Emergency borrowings .....	.....

## TOTAL RECEIPTS AND REVENUES REALIZED .... \$1,912,808.40

### CAPITAL OUTLAY—1950

Beaches and boardwalks .....	\$190,531.11
Buildings and equipment .....	31,429.53
Parks and playgrounds .....	.....
Sewers .....	.....
Streets, roads and bridges .....	12,867.10
Water supply .....	.....
Other .....	.....

<b>Tax rate .....</b>	<b>\$8.48</b>
Local school tax rate .....	1.34
County tax rate .....	1.21
Local purpose tax rate .....	5.93

### TAXES

Local school tax ...	\$224,000.00	
County taxes .....	202,256.22	
Special district taxes .....	.....	
<b>Local purpose levy .....</b>	<b>.....</b>	<b>\$426,256.22</b>
<b>Total tax levy (tax duplicate) ..</b>	<b>.....</b>	<b>\$1,419,595.13</b>

### Per Capita Total Tax Levy .....

<b>Current</b>		
1950 taxes levied (total) .....	\$1,440,204.80	
Collected in 1950 .....	1,375,527.46	
Per cent of levy collected in 1950 ...	95.50	
Transferred to liens .....	1,400.44	
Cancelled, abated or adjusted ..	19,808.96	
Outstanding December 31, 1950 ..	\$43,467.94	

### All Prior Years Outstanding

Balance January 1, 1950 .....	\$39,184.80
Collected in 1950 .....	38,765.26
Balance December 31, 1950 .....	\$86.93

### Tax Title Liens Outstanding

Balance January 1, 1950 .....	\$16,611.03
Redeemed by cash .....	2,163.71
Balance December 31, 1950 .....	\$15,424.61

### Property Acquired by Deed or Foreclosure

Balance January 1, 1950 .....	\$158,275.00
Sale for cash .....	4,925.00
Balance December 31, 1950 .....	\$157,695.00

### CAPITAL DEBT, DECEMBER 31, 1950

<b>Gross Debt</b>	
School debt .....	\$173,000.00
Self-liquidating debt.	.....
Other capital debt ..	1,373,000.00
<b>TOTAL GROSS DEBT .....</b>	<b>\$1,546,000.00</b>

### Per Capita Gross Debt .....

<b>Deductions for</b>	
School debt .....	\$173,000.00
Self-liquidating debt.	.....
Other capital debt ..	.....
<b>TOTAL DEDUCTIONS .....</b>	<b>173,000.00</b>

<b>NET DEBT .....</b>	<b>\$1,373,000.00</b>
-----------------------	-----------------------

### Average Assessed Valuations

Real Property 1948-1949-1950..	\$15,830,243.00
Per Cent of Net Debt .....	8.67

### CURRENT FINANCES DECEMBER 31, 1950

Cash .....	\$704,991.38
Taxes receivable .....	43,554.87
Tax title liens .....	15,424.61
Foreclosed property .....	157,695.00
Accounts receivable .....	22,395.38
State road aid receivable .....	.....
Emergencies and deferred charges ..	23,300.60
<b>TOTAL ASSETS .....</b>	<b>\$967,361.84</b>

Cash liabilities .....	\$364,446.66
Reserves .....	239,069.86
Surplus revenue .....	363,845.32
<b>TOTAL LIABILITIES AND SURPLUS .....</b>	<b>\$967,361.84</b>

## OCEAN GATE BOROUGH—OCEAN COUNTY

Population Census, 1950—519  
1940—242

Land Area 0.5 sq. mi.

Net Valuation Taxable \$967,892

### EXPENDITURES AND RE- QUIRED PAYMENTS FOR 1950

<b>General Government</b>	
Administrative and executive . . . . .	\$10,488.68
Assessment and collection of taxes . . . . .	3,044.00
Finance Department . . . . .	. . . . .
<b>Protection to Persons &amp; Property</b>	
Fire . . . . .	1,500.00
Police . . . . .	2,410.64
Other . . . . .	. . . . .
<b>Streets and Roads</b>	
Repairs and maintenance . . . . .	4,968.68
Street lighting . . . . .	2,400.00
<b>Sanitation</b>	
Street cleaning . . . . .	. . . . .
Garbage and ash removal . . . . .	1,508.00
Sewers . . . . .	. . . . .
<b>Health and Charities</b>	
Health service . . . . .	40.00
Poor (including relief) . . . . .	25.00
Hospitals (aid and maintenance) . . . . .	. . . . .
Other . . . . .	284.59
<b>Recreation</b>	
Beaches and boardwalks . . . . .	3,121.41
Parks and playgrounds . . . . .	. . . . .
Other . . . . .	. . . . .
<b>Educational</b>	
(Exclusive of school districts) . . . . .	. . . . .
<b>Unclassified Purposes</b>	
(Including contingent) . . . . .	. . . . .
<b>SUB-TOTAL—Municipal functions..</b>	<b>\$29,791.00</b>

<b>Per Capita—Municipal functions . . . . .</b>	<b>\$57.40</b>
Capital imp'ts and capital imp't fund . . . . .	\$2,000.00
<b>Debt Service</b>	
Principal payments . . . . .	\$7,000.00
Interest payments . . . . .	1,892.50
Total . . . . .	8,892.50
<b>Per Capita Debt Service . . . . .</b>	<b>\$17.13</b>
<b>Deferred Charges and Statutory Expenditures</b>	
Emergencies . . . . .	\$7,000.00
Other deferred chgs. . . . .	973.25
Total . . . . .	7,973.25

<b>TOTAL—Municipal expenditures . . . . .</b>	<b>\$48,656.75</b>
-----------------------------------------------	--------------------

<b>Required Payments for Local School, County, and Special District Taxes . . . . .</b>	<b>41,154.01</b>
-----------------------------------------------------------------------------------------	------------------

<b>TOTAL EXPENDITURES AND REQUIRED PAYMENTS . . . . .</b>	<b>\$89,810.76</b>
-----------------------------------------------------------	--------------------

Reserve for uncollected taxes . . . . .	\$5,793.48
<b>GRAND TOTAL—Budget . . . . .</b>	<b>\$95,604.24</b>

### RECEIPTS AND REVENUES REALIZED IN 1950 TO MEET EXPENDITURES AND RE- QUIRED PAYMENTS

Surplus revenue appropriated . . . . .	\$7,750.00
Miscellaneous revenues realized . . . . .	14,074.07
State aid revenues realized . . . . .	5,497.00
<b>Delinquent taxes including</b>	
liens—1950 collections . . . . .	4,333.16
current taxes—1950 collections.. . . .	59,125.21
Emergency borrowings . . . . .	. . . . .

<b>TOTAL RECEIPTS AND REVENUES REALIZED . . . . .</b>	<b>\$90,779.44</b>
-------------------------------------------------------	--------------------

### CAPITAL OUTLAY—1950

Beaches and boardwalks . . . . .	. . . . .
Buildings and equipment . . . . .	. . . . .
Parks and playgrounds . . . . .	. . . . .
Sewers . . . . .	. . . . .
Streets, roads and bridges . . . . .	. . . . .
Water supply . . . . .	. . . . .
Other . . . . .	. . . . .

<b>Tax rate . . . . .</b>	<b>\$6.63</b>
Local school tax rate . . . . .	2.22
County tax rate . . . . .	2.03
Local purpose tax rate . . . . .	2.38

### TAXES

Local school tax . . . . .	\$21,469.07
County taxes . . . . .	19,684.94
Special district taxes . . . . .	. . . . .
Local purpose levy . . . . .	\$41,154.01
	22,972.23
<b>Total tax levy (tax duplicate) ..</b>	<b>\$64,126.24</b>
<b>Per Capita Total Tax Levy . . . . .</b>	
	<b>\$123.56</b>

<b>Current</b>	
1950 taxes levied (total) . . . . .	\$64,710.41
Collected in 1950 . . . . .	59,125.21
Per cent of levy col- lected in 1950 . . . . .	91.37
Transferred to liens . . . . .	1,688.61
Cancelled, abated or adjusted . . . . .	64.85
Outstanding December 31, 1950 ..	\$3,831.74

<b>All Prior Years Outstanding</b>	
Balance January 1, 1950 . . . . .	\$3,156.00
Collected in 1950 . . . . .	2,813.91
Balance December 31, 1950 . . . . .	\$221.44

<b>Tax Title Liens Outstanding</b>	
Balance January 1, 1950 . . . . .	\$36,142.56
Redeemed by cash . . . . .	1,519.25
Balance December 31, 1950 . . . . .	\$36,146.09

<b>Property Acquired by Deed or Foreclosure</b>	
Balance January 1, 1950 . . . . .	. . . . .
Sale for cash . . . . .	. . . . .
Balance December 31, 1950 . . . . .	. . . . .

### CAPITAL DEBT, DECEMBER 31, 1950

<b>Gross Debt</b>	
School debt . . . . .	\$13,500.00
Self-liquidating debt . . . . .	23,500.00
Other capital debt . . . . .	43,395.00
<b>TOTAL GROSS DEBT . . . . .</b>	<b>\$80,395.00</b>
<b>Per Capita Gross Debt . . . . .</b>	<b>\$154.90</b>

<b>Deductions for</b>	
School debt . . . . .	\$13,500.00
Self-liquidating debt . . . . .	23,500.00
Other capital debt . . . . .	. . . . .
<b>TOTAL DEDUCTIONS . . . . .</b>	<b>37,000.00</b>
<b>NET DEBT . . . . .</b>	<b>\$43,395.00</b>

<b>Average Assessed Valuations</b>	
Real Property 1948-1949-1950.. . . .	\$903,233.00
<b>Per Cent of Net Debt . . . . .</b>	<b>4.80</b>

### CURRENT FINANCES DECEMBER 31, 1950

Cash . . . . .	\$3,771.07
Taxes receivable . . . . .	4,053.18
Tax title liens . . . . .	36,146.09
Foreclosed property . . . . .	. . . . .
Accounts receivable . . . . .	2,487.50
State road aid receivable . . . . .	1,441.80
Emergencies and deferred charges . . . . .	1,500.00

<b>TOTAL ASSETS . . . . .</b>	<b>\$49,399.64</b>
-------------------------------	--------------------

Cash liabilities . . . . .	\$6,580.58
Reserves . . . . .	42,686.77
Surplus revenue . . . . .	132.29

<b>TOTAL LIABILITIES AND SURPLUS . . . . .</b>	<b>\$49,399.64</b>
------------------------------------------------	--------------------

## OCEANPORT BOROUGH—MONMOUTH COUNTY

Population Census, 1950—7,662  
1940—3,159

Land Area 3.1 sq. mi.

Net Valuation Taxable \$3,489,112

<b>EXPENDITURES AND REQUIRED PAYMENTS FOR 1950</b>	
<b>General Government</b>	
Administrative and executive . . .	\$6,373.00
Assessment and collection of taxes	6,870.00
Finance Department . . . . .	57.00
<b>Protection to Persons &amp; Property</b>	
Fire . . . . .	6,795.00
Police . . . . .	16,300.00
Other . . . . .	.....
<b>Streets and Roads</b>	
Repairs and maintenance . . . . .	30,547.00
Street lighting . . . . .	4,130.00
<b>Sanitation</b>	
Street cleaning . . . . .	.....
Garbage and ash removal . . . . .	7,200.00
Sewers . . . . .	.....
<b>Health and Charities</b>	
Health service . . . . .	1,297.50
Poor (including relief) . . . . .	400.00
Hospitals (aid and maintenance) . . . . .	.....
Other . . . . .	.....
<b>Recreation</b>	
Beaches and boardwalks . . . . .	.....
Parks and playgrounds . . . . .	.....
Other . . . . .	.....
<b>Educational</b>	
(Exclusive of school districts) . . . . .	75.00
<b>Unclassified Purposes</b>	
(Including contingent) . . . . .	550.00
<b>SUB-TOTAL—Municipal functions..</b>	<b>\$80,594.50</b>
<b>Per Capita—Municipal functions . . . . .</b>	
Capital imp'ts and capital imp't fund	\$5,512.00
<b>Debt Service</b>	
Principal payments . . . . .	\$3,000.00
Interest payments . . . . .	700.00
Total . . . . .	3,700.00
<b>Per Capita Debt Service . . . . .</b>	
Deferred Charges and Statutory Expenditures	\$0.48
Emergencies . . . . .	.....
Other deferred chgs. . . . .	\$3,909.88
Total . . . . .	3,909.88
<b>TOTAL—Municipal expenditures . . . . .</b>	<b>\$93,716.38</b>
<b>Required Payments for Local School, County, and Special District Taxes . . . . .</b>	
	118,185.23
<b>TOTAL EXPENDITURES AND REQUIRED PAYMENTS . . . . .</b>	<b>\$211,901.61</b>
Reserve for uncollected taxes . . . . .	\$25,186.00
<b>GRAND TOTAL—Budget . . . . .</b>	<b>\$237,087.61</b>
<b>RECEIPTS AND REVENUES REALIZED IN 1950 TO MEET EXPENDITURES AND REQUIRED PAYMENTS</b>	
Surplus revenue appropriated . . . . .	\$17,166.88
Miscellaneous revenues realized.	34,569.72
State aid revenues realized . . . . .	7,477.00
Delinquent taxes including liens—1950 collections . . . . .	10,864.86
Current taxes—1950 collections . . . . .	164,845.38
Emergency borrowings . . . . .	.....
<b>TOTAL RECEIPTS AND REVENUES REALIZED . . . . .</b>	<b>\$234,923.84</b>

<b>Tax rate . . . . .</b>	<b>\$5.17</b>
Local school tax rate . . . . .	1.87
County tax rate . . . . .	1.52
Local purpose tax rate . . . . .	1.78

**TAXES**

Local school tax . . . . .	\$65,191.50	
County taxes . . . . .	52,993.73	
Special district taxes . . . . .	.....	
Local purpose levy . . . . .	.....	\$118,185.23
<b>Total tax levy (tax duplicate) ..</b>	<b>\$180,168.73</b>	

**Per Capita Total Tax Levy . . . . . \$23.51**

<b>Current</b>	
1950 taxes levied (total) . . . . .	\$180,168.73
Collected in 1950 . . . . .	164,845.38
Per cent of levy collected in 1950 . . . . .	91.49
Transferred to liens . . . . .	.....
Cancelled, abated or adjusted . . . . .	.....
Outstanding December 31, 1950 . . . . .	\$15,323.35

<b>All Prior Years Outstanding</b>	
Balance January 1, 1950 . . . . .	\$15,327.84
Collected in 1950 . . . . .	10,483.75
Balance December 31, 1950 . . . . .	\$4,844.09

<b>Tax Title Liens Outstanding</b>	
Balance January 1, 1950 . . . . .	\$65,501.90
Redeemed by cash . . . . .	381.11
Balance December 31, 1950 . . . . .	\$65,120.79

<b>Property Acquired by Deed or Foreclosure</b>	
Balance January 1, 1950 . . . . .	\$47,345.00
Sale for cash . . . . .	1,016.00
Balance December 31, 1950 . . . . .	\$46,329.00

**CAPITAL DEBT, DECEMBER 31, 1950**

<b>Gross Debt</b>	
School debt . . . . .	\$168,000.00
Self-liquidating debt. . . . .	.....
Other capital debt . . . . .	18,500.00

**TOTAL GROSS DEBT . . . . . \$186,500.00**

**Per Capita Gross Debt . . . . . \$24.34**

<b>Deductions for</b>	
School debt . . . . .	\$168,000.00
Self-liquidating debt. . . . .	.....
Other capital debt . . . . .	.....

**TOTAL DEDUCTIONS . . . . . 168,000.00**

**NET DEBT . . . . . \$18,500.00**

<b>Average Assessed Valuations</b>	
Real Property 1948-1949-1950 . . . . .	\$3,261,904.00
Per Cent of Net Debt . . . . .	0.56

**CURRENT FINANCES DECEMBER 31, 1950**

Cash . . . . .	\$174,370.38
Taxes receivable . . . . .	20,175.70
Tax title liens . . . . .	65,120.79
Foreclosed property . . . . .	46,329.00
Accounts receivable . . . . .	120.79
State road aid receivable . . . . .	5,616.26
Emergencies and deferred charges . . . . .	1,006.51
<b>TOTAL ASSETS . . . . .</b>	<b>\$312,739.43</b>

Cash liabilities . . . . .	\$25,187.83
Reserves . . . . .	131,746.28
Surplus revenue . . . . .	155,805.32

**TOTAL LIABILITIES AND SURPLUS . . . . . \$312,739.43**

**CAPITAL OUTLAY—1950**

Beaches and boardwalks . . . . .	.....
Buildings and equipment . . . . .	.....
Parks and playgrounds . . . . .	.....
Sewers . . . . .	.....
Streets, roads and bridges . . . . .	.....
Water supply . . . . .	.....
Other . . . . .	.....

**OGDENSBURG BOROUGH—SUSSEX COUNTY**

Population Census, 1950—1,167  
1940—1,165

Land Area 2.1 sq. mi.

Net Valuation Taxable \$2,166,308

**EXPENDITURES AND RE-  
QUIRED PAYMENTS FOR 1950**

<b>General Government</b>	
Administrative and executive .....	\$5,150.00
Assessment and collection of taxes .....	1,250.00
Finance Department .....	750.00
<b>Protection to Persons &amp; Property</b>	
Fire .....	3,400.00
Police .....	5,000.00
Other .....	.....
<b>Streets and Roads</b>	
Repairs and maintenance .....	9,250.00
Street lighting .....	2,300.00
<b>Sanitation</b>	
Street cleaning .....	.....
Garbage and ash removal .....	2,800.00
Sewers .....	.....
<b>Health and Charities</b>	
Health service .....	850.00
Poor (including relief) .....	2,400.00
Hospitals (aid and maintenance) .....	.....
Other .....	200.00
<b>Recreation</b>	
Beaches and boardwalks .....	.....
Parks and playgrounds .....	.....
Other .....	.....
<b>Educational</b>	
(Exclusive of school districts) ..	75.00
<b>Unclassified Purposes</b>	
(Including contingent) .....	.....
<b>SUB-TOTAL—Municipal functions..</b>	<b>\$33,425.00</b>

<b>Per Capita—Municipal functions ....</b>	<b>\$28.64</b>
Capital imp'ts and capital imp't fund .....	\$39,653.72
<b>Debt Service</b>	
Principal payments ..	.....
Interest payments ..	.....
Total .....	.....
<b>Per Capita Debt Service .....</b>	<b>.....</b>
<b>Deferred Charges and Statutory Expenditures</b>	
Emergencies .....	.....
Other deferred chgs. ..	\$1,062.00
Total .....	1,062.00

<b>TOTAL—Municipal expenditures ...</b>	<b>\$74,140.72</b>
<b>Required Payments for Local School, County, and Special District Taxes .....</b>	<b>93,338.05</b>
<b>TOTAL EXPENDITURES AND REQUIRED PAYMENTS .....</b>	<b>\$167,478.77</b>
Reserve for uncollected taxes .....	\$6,184.82
<b>GRAND TOTAL—Budget .....</b>	<b>\$173,663.59</b>

<b>RECEIPTS AND REVENUES REALIZED IN 1950 TO MEET EXPENDITURES AND REQUIRED PAYMENTS</b>	
Surplus revenue appropriated ..	\$6,000.00
Miscellaneous revenues realized ..	35,903.11
State aid revenues realized .....	4,526.40
<b>Delinquent taxes including</b>	
liens—1950 collections .....	3,258.47
current taxes—1950 collections..	119,981.93
Emergency borrowings .....	.....
<b>TOTAL RECEIPTS AND REVENUES REALIZED .....</b>	<b>\$169,669.91</b>

**CAPITAL OUTLAY—1950**

Beaches and boardwalks .....	.....
Buildings and equipment .....	.....
Parks and playgrounds .....	.....
Sewers .....	.....
Streets, roads and bridges .....	.....
Water supply .....	.....
Other .....	.....

<b>Tax rate .....</b>	<b>\$5.75</b>
Local school tax rate .....	2.60
County tax rate .....	1.71
Local purpose tax rate .....	1.44

**TAXES**

Local school tax ...	\$56,250.36	
County taxes .....	37,087.69	
Special district taxes .....	.....	
Local purpose levy .....	.....	\$93,338.05
<b>Total tax levy (tax duplicate) ..</b>	<b>.....</b>	<b>\$124,387.69</b>

**Per Capita Total Tax Levy .....** **\$106.59**

<b>Current</b>	
1950 taxes levied (total) .....	\$124,389.24
Collected in 1950 .....	119,981.93
Per cent of levy collected in 1950 ..	96.45
Transferred to liens .....	.....
Cancelled, abated or adjusted .....	28.71
Outstanding December 31, 1950 ..	\$4,378.60

<b>All Prior Years Outstanding</b>	
Balance January 1, 1950 .....	\$3,865.65
Collected in 1950 .....	3,258.47
Balance December 31, 1950 .....	\$607.18

<b>Tax Title Liens Outstanding</b>	
Balance January 1, 1950 .....	\$109.00
Redeemed by cash .....	.....
Balance December 31, 1950 .....	\$109.00

<b>Property Acquired by Deed or Foreclosure</b>	
Balance January 1, 1950 .....	.....
Sale for cash .....	.....
Balance December 31, 1950 .....	.....

**CAPITAL DEBT, DECEMBER 31, 1950**

<b>Gross Debt</b>	
School debt .....	\$30,000.00
Self-liquidating debt. ....	.....
Other capital debt ..	.....
<b>TOTAL GROSS DEBT .....</b>	<b>\$30,000.00</b>
<b>Per Capita Gross Debt .....</b>	<b>\$25.71</b>

<b>Deductions for</b>	
School debt .....	\$30,000.00
Self-liquidating debt. ....	.....
Other capital debt ..	.....
<b>TOTAL DEDUCTIONS .....</b>	<b>30,000.00</b>
<b>NET DEBT .....</b>	<b>.....</b>

<b>Average Assessed Valuations</b>	
Real Property 1948-1949-1950..	\$2,044,906.00
<b>Per Cent of Net Debt .....</b>	<b>.....</b>

**CURRENT FINANCES DECEMBER 31, 1950**

Cash .....	\$32,913.69
Taxes receivable .....	4,985.78
Tax title liens .....	109.00
Foreclosed property .....	.....
Accounts receivable .....	2.91
State road aid receivable .....	11,064.21
Emergencies and deferred charges ..	5.60
<b>TOTAL ASSETS .....</b>	<b>\$49,081.19</b>
Cash liabilities .....	\$15,418.07
Reserves .....	5,097.69
Surplus revenue .....	28,565.43
<b>TOTAL LIABILITIES AND SURPLUS .....</b>	<b>\$49,081.19</b>

**OLDMANS TOWNSHIP—SALEM COUNTY**

Population Census, 1950—1,694  
1940—1,722

Land Area 19.4 sq. mi.

Net Valuation Taxable \$796,789

**EXPENDITURES AND RE-  
QUIRED PAYMENTS FOR 1950**

<b>General Government</b>	
Administrative and executive . . . . .	\$4,675.00
Assessment and collection of taxes . . . . .	1,725.00
Finance Department . . . . .	475.00
<b>Protection to Persons &amp; Property</b>	
Fire . . . . .	2,900.00
Police . . . . .	650.00
Other . . . . .	.....
<b>Streets and Roads</b>	
Repairs and maintenance . . . . .	3,800.00
Street lighting . . . . .	1,700.00
<b>Sanitation</b>	
Street cleaning . . . . .	.....
Garbage and ash removal . . . . .	.....
Sewers . . . . .	.....
<b>Health and Charities</b>	
Health service . . . . .	575.00
Poor (including relief) . . . . .	175.00
Hospitals (aid and maintenance) . . . . .	.....
Other . . . . .	.....
<b>Recreation</b>	
Beaches and boardwalks . . . . .	.....
Parks and playgrounds . . . . .	425.00
Other . . . . .	.....
<b>Educational</b>	
(Exclusive of school districts) . . . . .	.....
<b>Unclassified Purposes</b>	
(Including contingent) . . . . .	200.00
<b>SUB-TOTAL—Municipal functions..</b>	<b>\$17,300.00</b>

<b>Per Capita—Municipal functions . . . . .</b>	<b>\$10.21</b>
Capital imp'ts and capital imp't fund . . . . .	.....
<b>Debt Service</b>	
Principal payments . . . . .	.....
Interest payments . . . . .	.....
Total . . . . .	.....
<b>Per Capita Debt Service</b>	
Deferred Charges and Statutory Expenditures	.....
Emergencies . . . . .	.....
Other deferred chgs. . . . .	.....
Total . . . . .	.....

**TOTAL—Municipal expenditures . . . . . \$17,300.00**

**Required Payments for Local School, County, and Special District Taxes . . . . . 42,526.04**

**TOTAL EXPENDITURES AND REQUIRED PAYMENTS . . . . . \$59,826.04**

Reserve for uncollected taxes . . . . . \$6,649.89

**GRAND TOTAL—Budget . . . . . \$66,475.93**

**RECEIPTS AND REVENUES  
REALIZED IN 1950 TO MEET  
EXPENDITURES AND RE-  
QUIRED PAYMENTS**

Surplus revenue appropriated . . . . .	\$13,116.33
Miscellaneous revenues realized . . . . .	12,577.78
State aid revenues realized . . . . .	1,778.00
<b>Delinquent taxes including</b>	
liens—1950 collections . . . . .	4,284.98
Current taxes—1950 collections . . . . .	40,839.71
Emergency borrowings . . . . .	.....
<b>TOTAL RECEIPTS AND REVENUES REALIZED . . . . .</b>	<b>\$72,596.80</b>

**CAPITAL OUTLAY—1950**

Beaches and boardwalks . . . . .	.....
Buildings and equipment . . . . .	.....
Parks and playgrounds . . . . .	.....
Sewers . . . . .	.....
Streets, roads and bridges . . . . .	.....
Water supply . . . . .	.....
Other . . . . .	.....

<b>Tax rate . . . . .</b>	<b>\$5.74</b>
Local school tax rate . . . . .	4.27
County tax rate . . . . .	1.07
Local purpose tax rate . . . . .	0.40

**TAXES**

Local school tax . . . . .	\$34,000.00	
County taxes . . . . .	8,526.04	
Special district taxes . . . . .	.....	
Local purpose levy . . . . .	.....	\$42,526.04
		<u>3,705.56</u>
<b>Total tax levy (tax duplicate) . . . . .</b>		<b>\$46,231.60</b>
<b>Per Capita Total Tax Levy . . . . . \$27.20</b>		

<b>Current</b>		
1950 taxes levied (total) . . . . .	\$45,275.84	
Collected in 1950 . . . . .	40,839.71	
Per cent of levy col- lected in 1950 . . . . .	90.20	
Transferred to liens . . . . .	5.74	
Cancelled, abated or adjusted . . . . .	2.87	
Outstanding December 31, 1950 . . . . .	\$4,427.52	

<b>All Prior Years Outstanding</b>		
Balance January 1, 1950 . . . . .	\$4,658.24	
Collected in 1950 . . . . .	4,284.98	
Balance December 31, 1950 . . . . .	\$219.81	

<b>Tax Title Liens Outstanding</b>		
Balance January 1, 1950 . . . . .	.....	
Redeemed by cash . . . . .	.....	
Balance December 31, 1950 . . . . .	\$45.79	

<b>Property Acquired by Deed or Foreclosure</b>		
Balance January 1, 1950 . . . . .	.....	
Sale for cash . . . . .	.....	
Balance December 31, 1950 . . . . .	.....	

**CAPITAL DEBT, DECEMBER 31, 1950**

<b>Gross Debt</b>		
School debt . . . . .	.....	
Self-liquidating debt . . . . .	.....	
Other capital debt . . . . .	.....	

**TOTAL GROSS DEBT . . . . .**

**Per Capita Gross Debt . . . . .**

<b>Deductions for</b>		
School debt . . . . .	.....	
Self-liquidating debt . . . . .	.....	
Other capital debt . . . . .	.....	

**TOTAL DEDUCTIONS . . . . .**

**NET DEBT . . . . .**

<b>Average Assessed Valuations</b>		
Real Property 1948-1949-1950 . . . . .	\$682,753.00	
<b>Per Cent of Net Debt . . . . .</b>	<b>.....</b>	

**CURRENT FINANCES DECEMBER 31, 1950**

Cash . . . . .	\$38,939.64
Taxes receivable . . . . .	4,647.33
Tax title liens . . . . .	45.79
Foreclosed property . . . . .	.....
Accounts receivable . . . . .	78.06
State road aid receivable . . . . .	.....
Emergencies and deferred charges . . . . .	.....
<b>TOTAL ASSETS . . . . .</b>	<b>\$43,710.82</b>

Cash liabilities . . . . .	\$4,409.73
Reserves . . . . .	4,771.18
Surplus revenue . . . . .	34,529.91

**TOTAL LIABILITIES AND SURPLUS . . . . . \$43,710.82**

**OLD TAPPAN BOROUGH—BERGEN COUNTY**

Population Census, 1950—\$26  
1940—609

Land Area 3.9 sq. mi.

Net Valuation Taxable \$638,947

**EXPENDITURES AND RE-  
QUIRED PAYMENTS FOR 1950**

<b>General Government</b>	
Administrative and executive . . . . .	\$3,224.45
Assessment and collection of taxes . . . . .	3,150.00
Finance Department . . . . .	.....
<b>Protection to Persons &amp; Property</b>	
Fire . . . . .	4,136.32
Police . . . . .	2,260.00
Other . . . . .	.....
<b>Streets and Roads</b>	
Repairs and maintenance . . . . .	5,800.00
Street lighting . . . . .	.....
<b>Sanitation</b>	
Street cleaning . . . . .	.....
Garbage and ash removal . . . . .	.....
Sewers . . . . .	.....
<b>Health and Charities</b>	
Health service . . . . .	817.24
Poor (including relief) . . . . .	135.00
Hospitals (aid and maintenance) . . . . .	75.00
Other . . . . .	.....
<b>Recreation</b>	
Beaches and boardwalks . . . . .	.....
Parks and playgrounds . . . . .	.....
Other . . . . .	.....
<b>Educational</b>	
(Exclusive of school districts) . . . . .	400.00
<b>Unclassified Purposes</b>	
(Including contingent) . . . . .	300.00
<b>SUB-TOTAL—Municipal functions..</b>	<b>\$20,298.01</b>

<b>Per Capita—Municipal functions . . . . .</b>	
Capital imp'ts and capital imp't fund . . . . .	\$24.57
<b>Debt Service</b>	
Principal payments . . . . .	.....
Interest payments . . . . .	.....
Total . . . . .	.....
<b>Per Capita Debt Service</b>	
Deferred Charges and Statutory Expenditures . . . . .	.....
Emergencies . . . . .	.....
Other deferred chgs. . . . .	.....
Total . . . . .	.....
<b>TOTAL—Municipal expenditures . . . . .</b>	<b>\$20,298.01</b>

<b>Required Payments for Local School, County, and Special District Taxes . . . . .</b>	<b>23,227.03</b>
-----------------------------------------------------------------------------------------	------------------

<b>TOTAL EXPENDITURES AND REQUIRED PAYMENTS . . . . .</b>	<b>\$43,525.04</b>
-----------------------------------------------------------	--------------------

Reserve for uncollected taxes . . . . .	\$5,410.00
<b>GRAND TOTAL—Budget . . . . .</b>	<b>\$48,935.04</b>

**RECEIPTS AND REVENUES  
REALIZED IN 1950 TO MEET  
EXPENDITURES AND RE-  
QUIRED PAYMENTS**

Surplus revenue appropriated . . . . .	\$4,000.00
Miscellaneous revenues realized . . . . .	15,514.58
State aid revenues realized . . . . .	3,780.00
Delinquent taxes including liens—1950 collections . . . . .	3,785.01
Current taxes—1950 collections..	24,217.61
Emergency borrowings . . . . .	.....

<b>TOTAL RECEIPTS AND REVENUES REALIZED . . . . .</b>	<b>\$51,297.20</b>
-------------------------------------------------------	--------------------

**CAPITAL OUTLAY—1950**

Beaches and boardwalks . . . . .	.....
Buildings and equipment . . . . .	.....
Parks and playgrounds . . . . .	.....
Sewers . . . . .	.....
Streets, roads and bridges . . . . .	.....
Water supply . . . . .	.....
Other . . . . .	.....

<b>Tax rate . . . . .</b>	<b>\$4.40</b>
Local school tax rate . . . . .	2.82
County tax rate . . . . .	0.82
Local purpose tax rate . . . . .	0.85

**TAXES**

Local school tax . . . . .	\$18,006.14
County taxes . . . . .	5,220.89
Special district taxes . . . . .	.....
Local purpose levy . . . . .	\$23,227.03
.....	5,450.00
<b>Total tax levy (tax duplicate) ..</b>	<b>\$28,677.03</b>

<b>Per Capita Total Tax Levy . . . . .</b>	<b>\$34.72</b>
--------------------------------------------	----------------

<b>Current</b>	
1950 taxes levied (total) . . . . .	\$28,875.06
Collected in 1950 . . . . .	24,217.61
Per cent of levy col- lected in 1950 . . . . .	83.87
Transferred to liens . . . . .	1,414.77
Cancelled, abated or adjusted . . . . .	6.72
Outstanding December 31, 1950 . . . . .	\$3,235.96

<b>All Prior Years Outstanding</b>	
Balance January 1, 1950 . . . . .	\$4,482.10
Collected in 1950 . . . . .	3,406.73
Balance December 31, 1950 . . . . .	\$1,075.37

<b>Tax Title Liens Outstanding</b>	
Balance January 1, 1950 . . . . .	\$28,208.76
Redeemed by cash . . . . .	378.28
Balance December 31, 1950 . . . . .	\$29,305.91

<b>Property Acquired by Deed or Foreclosure</b>	
Balance January 1, 1950 . . . . .	\$4,250.00
Sale for cash . . . . .	1,231.00
Balance December 31, 1950 . . . . .	\$3,550.00

**CAPITAL DEBT, DECEMBER 31, 1950**

<b>Gross Debt</b>	
School debt . . . . .	\$9,000.00
Self-liquidating debt. . . . .	.....
Other capital debt . . . . .	.....
<b>TOTAL GROSS DEBT . . . . .</b>	<b>\$9,000.00</b>
<b>Per Capita Gross Debt . . . . .</b>	<b>\$10.90</b>

<b>Deductions for</b>	
School debt . . . . .	\$9,000.00
Self-liquidating debt. . . . .	102.00
Other capital debt . . . . .	.....
<b>TOTAL DEDUCTIONS . . . . .</b>	<b>9,000.00</b>
<b>NET DEBT . . . . .</b>	<b>.....</b>

<b>Average Assessed Valuations</b>	
Real Property 1948-1949-1950..	\$581,640.00
<b>Per Cent of Net Debt . . . . .</b>	<b>.....</b>

**CURRENT FINANCES DECEMBER 31, 1950**

Cash . . . . .	\$25,562.46
Taxes receivable . . . . .	4,246.84
Tax title liens . . . . .	29,305.91
Foreclosed property . . . . .	3,550.00
Accounts receivable . . . . .	102.00
State road aid receivable . . . . .	7,560.00
Emergencies and deferred charges . . . . .	300.00

<b>TOTAL ASSETS . . . . .</b>	<b>70,627.21</b>
-------------------------------	------------------

Cash liabilities . . . . .	\$15,308.94
Reserves . . . . .	37,204.75
Surplus revenue . . . . .	18,113.52

<b>TOTAL LIABILITIES AND SURPLUS . . . . .</b>	<b>\$70,627.21</b>
------------------------------------------------	--------------------

## ORADELL BOROUGH—BERGEN COUNTY

Population Census, 1950—3,675  
1940—2,802

Land Area 2.55 sq. mi.

Net Valuation Taxable \$6,426,735

<b>EXPENDITURES AND REQUIRED PAYMENTS FOR 1950</b>	
<b>General Government</b>	
Administrative and executive . . . . .	\$29,219.21
Assessment and collection of taxes	9,647.41
Finance Department . . . . .	.....
<b>Protection to Persons &amp; Property</b>	
Fire . . . . .	13,200.00
Police . . . . .	39,063.38
Other . . . . .	.....
<b>Streets and Roads</b>	
Repairs and maintenance . . . . .	26,342.52
Street lighting . . . . .	6,100.00
<b>Sanitation</b>	
Street cleaning . . . . .	.....
Garbage and ash removal . . . . .	11,557.48
Sewers . . . . .	6,875.00
<b>Health and Charities</b>	
Health service . . . . .	5,800.00
Poor (including relief) . . . . .	550.00
Hospitals (aid and maintenance) . . . . .	.....
Other . . . . .	.....
<b>Recreation</b>	
Beaches and boardwalks . . . . .	.....
Parks and playgrounds . . . . .	1,000.00
Other . . . . .	3,470.00
<b>Educational</b>	
(Exclusive of school districts) . . . . .	9,000.00
<b>Unclassified Purposes</b>	
(Including contingent) . . . . .	4,500.00
<b>SUB-TOTAL—Municipal functions..</b>	<b>\$166,325.00</b>

<b>Per Capita—Municipal functions . . . . .</b>	<b>\$45.26</b>
Capital imp'ts and capital imp't fund	\$10,000.00
<b>Debt Service</b>	
Principal payments . . . . .	\$30,000.00
Interest payments . . . . .	4,162.50
<b>Total . . . . .</b>	<b>34,162.50</b>
<b>Per Capita Debt Service . . . . .</b>	
<b>Deferred Charges and Statutory Expenditures</b>	<b>\$9.30</b>
Emergencies . . . . .	.....
Other deferred chgs. . . . .	\$12,395.00
<b>Total . . . . .</b>	<b>12,395.00</b>

<b>TOTAL—Municipal expenditures . . . . .</b>	<b>\$222,882.50</b>
<b>Required Payments for Local School, County, and Special District Taxes . . . . .</b>	
	225,989.55

<b>TOTAL EXPENDITURES AND REQUIRED PAYMENTS . . . . .</b>	<b>\$448,872.05</b>
Reserve for uncollected taxes . . . . .	\$22,758.29
<b>GRAND TOTAL—Budget . . . . .</b>	<b>\$471,630.34</b>

<b>RECEIPTS AND REVENUES REALIZED IN 1950 TO MEET EXPENDITURES AND REQUIRED PAYMENTS</b>	
Surplus revenue appropriated . . . . .	\$40,000.00
Miscellaneous revenues realized . . . . .	71,339.38
State aid revenues realized . . . . .	3,910.00
<b>Delinquent taxes including</b>	
Liens—1950 collections . . . . .	9,925.05
Current taxes—1950 collections..	373,512.16
Emergency borrowings . . . . .	.....
<b>TOTAL RECEIPTS AND REVENUES REALIZED . . . . .</b>	<b>\$498,686.59</b>

<b>CAPITAL OUTLAY—1950</b>	
Beaches and boardwalks . . . . .	.....
Buildings and equipment . . . . .	\$12,622.04
Parks and playgrounds . . . . .	1,468.00
Sewers . . . . .	.....
Streets, roads and bridges . . . . .	10,312.84
Water supply . . . . .	.....
Other . . . . .	1,410.63

<b>Tax rate . . . . .</b>	<b>\$5.89</b>
Local school tax rate . . . . .	2.70
County tax rate . . . . .	0.81
Local purpose tax rate . . . . .	2.38

<b>TAXES</b>	
Local school tax . . . . .	\$173,699.08
County taxes . . . . .	52,290.47
Special district taxes . . . . .	.....
Local purpose levy . . . . .	\$225,989.55
	152,905.79
<b>Total tax levy (tax duplicate) ..</b>	<b>\$378,895.34</b>

<b>Per Capita Total Tax Levy . . . . .</b>	
	<b>\$103.10</b>
<b>Current</b>	
1950 taxes levied (total) . . . . .	\$385,585.79
Collected in 1950 . . . . .	373,512.16
Per cent of levy collected in 1950 . . . . .	96.86
Transferred to liens . . . . .	685.35
Cancelled, abated or adjusted . . . . .	1,660.39
Outstanding December 31, 1950 ..	\$9,727.89

<b>All Prior Years Outstanding</b>	
Balance January 1, 1950 . . . . .	\$10,587.65
Collected in 1950 . . . . .	9,754.91
Balance December 31, 1950 . . . . .	\$612.11

<b>Tax Title Liens Outstanding</b>	
Balance January 1, 1950 . . . . .	\$4,155.21
Redeemed by cash . . . . .	170.14
Balance December 31, 1950 . . . . .	\$4,670.42

<b>Property Acquired by Deed or Foreclosure</b>	
Balance January 1, 1950 . . . . .	\$138,480.00
Sale for cash . . . . .	20,475.00
Balance December 31, 1950 . . . . .	\$130,822.00

### CAPITAL DEBT, DECEMBER 31, 1950

<b>Gross Debt</b>	
School debt . . . . .	\$293,000.00
Self-liquidating debt. . . . .	.....
Other capital debt . . . . .	147,587.00

<b>TOTAL GROSS DEBT . . . . .</b>	<b>\$440,587.00</b>
<b>Per Capita Gross Debt . . . . .</b>	
	<b>\$119.89</b>

<b>Deductions for</b>	
School debt . . . . .	\$293,000.00
Self-liquidating debt. . . . .	.....
Other capital debt . . . . .	.....

<b>TOTAL DEDUCTIONS . . . . .</b>	<b>293,000.00</b>
<b>NET DEBT . . . . .</b>	<b>\$147,587.00</b>

<b>Average Assessed Valuations</b>	
Real Property 1948-1949-1950..	\$5,993,130.00
Per Cent of Net Debt . . . . .	2.46

### CURRENT FINANCES DECEMBER 31, 1950

Cash . . . . .	\$184,600.59
Taxes receivable . . . . .	10,340.00
Tax title liens . . . . .	4,670.42
Foreclosed property . . . . .	130,822.00
Accounts receivable . . . . .	613.79
State road aid receivable . . . . .	.....
Emergencies and deferred charges ..	381.56
<b>TOTAL ASSETS . . . . .</b>	<b>\$331,428.36</b>

Cash liabilities . . . . .	\$115,310.73
Reserves . . . . .	146,446.21
Surplus revenue . . . . .	69,671.42

<b>TOTAL LIABILITIES AND SURPLUS . . . . .</b>	<b>\$331,428.36</b>
------------------------------------------------	---------------------

## ORANGE CITY—ESSEX COUNTY

Population Census, 1950—38,413      Land Area 2.2 sq. mi.      Net Valuation Taxable \$46,461,665  
 1940—35,717

### EXPENDITURES AND REQUIRED PAYMENTS FOR 1950

<b>General Government</b>	
Administrative and executive .....	\$101,568.63
Assessment and collection of taxes .....	19,367.28
Finance Department .....	50,476.22
<b>Protection to Persons &amp; Property</b>	
Fire .....	234,505.36
Police .....	303,323.83
Other .....	.....
<b>Streets and Roads</b>	
Repairs and maintenance .....	51,548.96
Street lighting .....	50,698.60
<b>Sanitation</b>	
Street cleaning .....	.....
Garbage and ash removal .....	126,976.64
Sewers .....	57,659.45
<b>Health and Charities</b>	
Health service .....	56,325.97
Poor (including relief) .....	261,894.11
Hospitals (aid and maintenance) .....	.....
Other .....	.....
<b>Recreation</b>	
Beaches and boardwalks .....	.....
Parks and playgrounds .....	61,352.67
Other .....	5,000.00
<b>Educational</b>	
(Exclusive of school districts) ..	53,500.66
<b>Unclassified Purposes</b>	
(Including contingent) .....	60,744.60
<b>SUB-TOTAL—Municipal functions..</b>	<b>\$1,494,942.98</b>

<b>Per Capita—Municipal functions .....</b>	
.....	<b>\$35.92</b>
Capital imp'ts and capital imp't fund .....	\$24,350.00
<b>Debt Service</b>	
Principal payments ..	\$198,500.00
Interest payments ..	86,965.00
<b>Total .....</b>	<b>285,465.00</b>
<b>Per Capita Debt Service .....</b>	
.....	<b>\$7.43</b>
<b>Deferred Charges and Statutory Expenditures</b>	
Emergencies .....	\$12,490.23
Other deferred chgs. .....	90,342.12
<b>Total .....</b>	<b>102,832.35</b>
<b>TOTAL—Municipal expenditures ..</b>	<b>\$1,907,590.33</b>

<b>Required Payments for Local School, County, and Special District Taxes .....</b>	<b>1,306,967.63</b>
-------------------------------------------------------------------------------------	---------------------

<b>TOTAL EXPENDITURES AND REQUIRED PAYMENTS .....</b>	<b>\$3,214,557.96</b>
Reserve for uncollected taxes .....	\$199,303.19
<b>GRAND TOTAL—Budget .....</b>	<b>\$3,413,861.15</b>

### RECEIPTS AND REVENUES REALIZED IN 1950 TO MEET EXPENDITURES AND REQUIRED PAYMENTS

Surplus revenue appropriated ..	\$48,267.23
Miscellaneous revenues realized ..	511,549.89
State aid revenues realized .....	20,777.00
<b>Delinquent taxes including</b>	
liens—1950 collections .....	105,318.04
current taxes—1950 collections..	2,488,922.56
Emergency borrowings .....	38,000.00
<b>TOTAL RECEIPTS AND REVENUES REALIZED .....</b>	<b>\$3,212,834.72</b>

### CAPITAL OUTLAY—1950

Beaches and boardwalks .....	.....
Buildings and equipment .....	\$24,507.81
Parks and playgrounds .....	.....
Sewers .....	.....
Streets, roads and bridges .....	.....
Water supply .....	.....
Other .....	.....

<b>Tax rate .....</b>	<b>\$5.70</b>
Local school tax rate .....	1.90
County tax rate .....	0.92
Local purpose tax rate .....	2.88

### TAXES

Local school tax ...	\$880,884.95	
County taxes .....	426,082.68	
Special district taxes .....	.....	
<b>Local purpose levy .....</b>	<b>1,344,932.67</b>	
<b>Total tax levy (tax duplicate) ..</b>	<b>\$2,651,900.30</b>	
<b>Per Capita Total Tax Levy .....</b>		
.....	<b>\$69.04</b>	
<b>Current</b>		
1950 taxes levied (total) .....	\$2,656,585.62	
Collected in 1950 .....	2,488,922.56	
Per cent of levy collected in 1950 ...	93.68	
Transferred to liens .....	5,434.89	
Cancelled, abated or adjusted .....	20,463.46	
Outstanding December 31, 1950 ..	\$141,764.71	

<b>All Prior Years Outstanding</b>	
Balance January 1, 1950 .....	\$428,153.44
Collected in 1950 .....	104,836.72
Balance December 31, 1950 .....	\$321,345.36

<b>Tax Title Liens Outstanding</b>	
Balance January 1, 1950 .....	\$58,582.20
Redeemed by cash .....	481.32
Balance December 31, 1950 .....	\$63,671.02

<b>Property Acquired by Deed or Foreclosure</b>	
Balance January 1, 1950 .....	\$49,000.00
Sale for cash .....	300.00
Balance December 31, 1950 .....	\$49,600.00

### CAPITAL DEBT, DECEMBER 31, 1950

<b>Gross Debt</b>	
School debt .....	\$760,500.00
Self-liquidating debt ..	233,000.00
Other capital debt ..	1,485,000.00
<b>TOTAL GROSS DEBT .....</b>	<b>\$2,478,500.00</b>
<b>Per Capita Gross Debt .....</b>	<b>\$64.52</b>

<b>Deductions for</b>	
School debt .....	\$760,500.00
Self-liquidating debt ..	57,821.00
Other capital debt ..	201,554.00
<b>TOTAL DEDUCTIONS .....</b>	<b>1,019,875.00</b>
<b>NET DEBT .....</b>	<b>\$1,458,625.00</b>

<b>Average Assessed Valuations</b>	
Real Property 1948-1949-1950 ..	\$40,558,993.00
Per Cent of Net Debt .....	3.59

### CURRENT FINANCES DECEMBER 31, 1950

Cash .....	\$145,326.91
Taxes receivable .....	463,110.07
Tax title liens .....	63,671.02
Foreclosed property .....	49,600.00
Accounts receivable .....	17,623.14
State road aid receivable .....	41,554.00
Emergencies and deferred charges ..	71,131.57
<b>TOTAL ASSETS .....</b>	<b>\$852,016.71</b>

Cash liabilities .....	\$96,312.51
Reserves .....	594,004.23
Surplus revenue .....	161,699.97

<b>TOTAL LIABILITIES AND SURPLUS .....</b>	<b>\$852,016.71</b>
--------------------------------------------	---------------------

## OXFORD TOWNSHIP—WARREN COUNTY

Population Census, 1950—1,488  
1940—1,548

Land Area 5.7 sq. mi.

Net Valuation Taxable \$635,627

### EXPENDITURES AND REQUIRED PAYMENTS FOR 1950

<b>General Government</b>	
Administrative and executive .....	\$1,900.00
Assessment and collection of taxes .....	1,000.00
Finance Department .....	125.00
<b>Protection to Persons &amp; Property</b>	
Fire .....	800.00
Police .....	920.14
Other .....	.....
<b>Streets and Roads</b>	
Repairs and maintenance .....	5,260.00
Street lighting .....	1,400.00
<b>Sanitation</b>	
Street cleaning .....	.....
Garbage and ash removal .....	.....
Sewers .....	.....
<b>Health and Charities</b>	
Health service .....	345.00
Poor (including relief) .....	175.00
Hospitals (aid and maintenance) .....	.....
Other .....	.....
<b>Recreation</b>	
Beaches and boardwalks .....	.....
Parks and playgrounds .....	.....
Other .....	.....
<b>Educational</b>	
(Exclusive of school districts) ..	600.00
<b>Unclassified Purposes</b>	
(Including contingent) .....	100.00
<b>SUB-TOTAL—Municipal functions..</b>	<b>\$12,625.14</b>

<b>Per Capita—Municipal functions</b> .....	<b>\$8.48</b>
Capital imp'ts and capital imp't fund .....	.....
<b>Debt Service</b>	
Principal payments ..	.....
Interest payments ..	\$25.00
<b>Total</b> .....	<b>\$25.00</b>
<b>Per Capita Debt Service</b> .....	<b>\$0.02</b>
<b>Deferred Charges and Statutory Expenditures</b>	
Emergencies .....	.....
Other deferred chgs. ..	\$2,188.30
<b>Total</b> .....	<b>2,188.30</b>

**TOTAL—Municipal expenditures** ... **\$14,838.44**

**Required Payments for Local School, County, and Special District Taxes** .....

**49,758.08**

**TOTAL EXPENDITURES AND REQUIRED PAYMENTS** .....

**\$64,596.52**

Reserve for uncollected taxes .....

\$10,749.51

**GRAND TOTAL—Budget** .....

**\$75,346.03**

### RECEIPTS AND REVENUES REALIZED IN 1950 TO MEET EXPENDITURES AND REQUIRED PAYMENTS

Surplus revenue appropriated ..	\$6,800.00
Miscellaneous revenues realized ..	5,169.96
State aid revenues realized .....	2,416.00
Delinquent taxes including	.....
liens—1950 collections .....	6,139.07
current taxes—1950 collections..	40,982.71
Emergency borrowings .....	.....

**TOTAL RECEIPTS AND REVENUES REALIZED** .....

**\$61,507.74**

### CAPITAL OUTLAY—1950

Beaches and boardwalks .....	.....
Buildings and equipment .....	.....
Parks and playgrounds .....	.....
Sewers .....	.....
Streets, roads and bridges .....	.....
Water supply .....	.....
Other .....	.....

<b>Tax rate</b> .....	<b>\$8.05</b>
Local school tax rate .....	6.37
County tax rate .....	1.46
Local purpose tax rate .....	0.22

### TAXES

Local school tax ...	\$40,500.00	
County taxes .....	9,258.08	
Special district taxes .....	.....	
<b>Local purpose levy</b> .....	<b>49,758.08</b>	<b>1,394.06</b>
<b>Total tax levy (tax duplicate) ..</b>	<b>\$51,152.14</b>	

**Per Capita Total Tax Levy** .....

**\$34.38**

### Current

1950 taxes levied (total) .....	\$51,488.74
Collected in 1950 .....	40,982.71
Per cent of levy collected in 1950 ...	79.60
Transferred to liens .....	100.64
Cancelled, abated or adjusted ..	123.00
Outstanding December 31, 1950 ..	\$10,282.39

### All Prior Years Outstanding

Balance January 1, 1950 .....	\$14,117.48
Collected in 1950 .....	6,077.37
Balance December 31, 1950 .....	\$8,021.52

### Tax Title Liens Outstanding

Balance January 1, 1950 .....	\$2,098.25
Redeemed by cash .....	.....
Balance December 31, 1950 .....	\$2,198.89

### Property Acquired by Deed or Foreclosure

Balance January 1, 1950 .....	.....
Sale for cash .....	.....
Balance December 31, 1950 .....	.....

### CAPITAL DEBT, DECEMBER 31, 1950

<b>Gross Debt</b>	
School debt .....	\$52,000.00
Self-liquidating debt. ....	.....
Other capital debt ..	.....
<b>TOTAL GROSS DEBT</b> .....	<b>\$52,000.00</b>

**Per Capita Gross Debt** .....

**\$34.95**

### Deductions for

School debt .....	\$29,909.00
Self-liquidating debt. ....	.....
Other capital debt ..	.....
<b>TOTAL DEDUCTIONS</b> .....	<b>29,909.00</b>

**NET DEBT** .....

**\$22,091.00**

### Average Assessed Valuations

Real Property 1948-1949-1950..	\$498,497.00
Per Cent of Net Debt .....	4.43

### CURRENT FINANCES DECEMBER 31, 1950

Cash .....	\$25,734.13
Taxes receivable .....	18,303.91
Tax title liens .....	2,198.89
Foreclosed property .....	.....
Accounts receivable .....	615.08
State road aid receivable .....	.....
Emergencies and deferred charges ..	360.14
<b>TOTAL ASSETS</b> .....	<b>\$47,212.15</b>

Cash liabilities .....	\$15,201.38
Reserves .....	21,117.88
Surplus revenue .....	10,892.89

**TOTAL LIABILITIES AND SURPLUS** .....

**\$47,212.15**

**PAHAQUARRY TOWNSHIP—WARREN COUNTY**

Population Census, 1950—67                      Land Area 20.3 sq. mi.                      Net Valuation Taxable \$153,066  
 1940—72

<b>EXPENDITURES AND REQUIRED PAYMENTS FOR 1950</b>	
<b>General Government</b>	
Administrative and executive .....	\$1,450.00
Assessment and collection of taxes .....	350.00
Finance Department .....	200.00
<b>Protection to Persons &amp; Property</b>	
Fire .....	.....
Police .....	.....
Other .....	.....
<b>Streets and Roads</b>	
Repairs and maintenance .....	14,700.00
Street lighting .....	.....
<b>Sanitation</b>	
Street cleaning .....	.....
Garbage and ash removal .....	.....
Sewers .....	.....
<b>Health and Charities</b>	
Health service .....	30.00
Poor (including relief) .....	.....
Hospitals (aid and maintenance) .....	.....
Other .....	.....
<b>Recreation</b>	
Beaches and boardwalks .....	.....
Parks and playgrounds .....	.....
Other .....	.....
<b>Educational</b>	
(Exclusive of school districts) ..	.....
<b>Unclassified Purposes</b>	
(Including contingent) .....	50.00
<b>SUB-TOTAL—Municipal functions..</b>	<b>\$16,780.00</b>

<b>Per Capita—Municipal functions .....</b>	<b>\$250.45</b>
Capital imp'ts and capital imp't fund .....	\$2,000.00
<b>Debt Service</b>	
Principal payments ..	\$581.92
Interest payments ..	1,000.00
<b>Total .....</b>	<b>1,581.92</b>
<b>Per Capita Debt Service .....</b>	
<b>Deferred Charges and Statutory Expenditures</b>	<b>\$23.61</b>
Emergencies .....	.....
Other deferred chgs. .....	\$261.66
<b>Total .....</b>	<b>261.66</b>

<b>TOTAL—Municipal expenditures ...</b>	<b>\$20,623.58</b>
<b>Required Payments for Local School, County, and Special District Taxes .....</b>	
<b>.....</b>	<b>3,259.98</b>
<b>TOTAL EXPENDITURES AND REQUIRED PAYMENTS .....</b>	<b>\$23,883.56</b>
Reserve for uncollected taxes .....	\$591.94
<b>GRAND TOTAL—Budget .....</b>	<b>\$24,475.50</b>

<b>RECEIPTS AND REVENUES REALIZED IN 1950 TO MEET EXPENDITURES AND REQUIRED PAYMENTS</b>	
Surplus revenue appropriated ..	\$2,000.00
Miscellaneous revenues realized ..	8,820.03
State aid revenues realized .....	10,011.27
<b>Delinquent taxes including</b>	
Liens—1950 collections .....	329.94
Current taxes—1950 collections..	5,697.73
Emergency borrowings .....	.....
<b>TOTAL RECEIPTS AND REVENUES REALIZED .....</b>	<b>\$26,858.97</b>

<b>CAPITAL OUTLAY—1950</b>	
Beaches and boardwalks .....	.....
Buildings and equipment .....	.....
Parks and playgrounds .....	.....
Sewers .....	.....
Streets, roads and bridges .....	.....
Water supply .....	.....
Other .....	.....

<b>Tax rate .....</b>	<b>\$3.84</b>
Local school tax rate .....	0.67
County tax rate .....	1.46
Local purpose tax rate .....	1.71

<b>TAXES</b>	
Local school tax ...	\$1,024.49
County taxes .....	2,235.49
Special district taxes .....	.....
<b>Local purpose levy .....</b>	<b>\$3,259.98</b>
<b>Total tax levy (tax duplicate) ..</b>	<b>\$5,883.50</b>

<b>Per Capita Total Tax Levy .....</b>	
<b>.....</b>	<b>\$87.81</b>
<b>Current</b>	
1950 taxes levied (total) .....	\$5,877.71
Collected in 1950 .....	5,697.73
Per cent of levy collected in 1950 ...	96.93
Transferred to liens .....	.....
Cancelled, abated or adjusted .....	.....
Outstanding December 31, 1950 ..	\$179.98

<b>All Prior Years Outstanding</b>	
Balance January 1, 1950 .....	\$462.94
Collected in 1950 .....	329.94
Balance December 31, 1950 .....	\$129.06

<b>Tax Title Liens Outstanding</b>	
Balance January 1, 1950 .....	.....
Redeemed by cash .....	.....
Balance December 31, 1950 .....	.....

<b>Property Acquired by Deed or Foreclosure</b>	
Balance January 1, 1950 .....	.....
Sale for cash .....	.....
Balance December 31, 1950 .....	.....

<b>CAPITAL DEBT, DECEMBER 31, 1950</b>	
<b>Gross Debt</b>	
School debt .....	.....
Self-liquidating debt. ....	.....
Other capital debt ..	\$54,000.00
<b>TOTAL GROSS DEBT .....</b>	<b>\$54,000.00</b>
<b>Per Capita Gross Debt .....</b>	<b>\$805.97</b>

<b>Deductions for</b>	
School debt .....	.....
Self-liquidating debt. ....	.....
Other capital debt ..	\$54,000.00
<b>TOTAL DEDUCTIONS .....</b>	<b>54,000.00</b>
<b>NET DEBT .....</b>	<b>.....</b>

<b>Average Assessed Valuations</b>	
Real Property 1948-1949-1950..	\$142,606.00
Per Cent of Net Debt .....	.....

<b>CURRENT FINANCES DECEMBER 31, 1950</b>	
Cash .....	\$10,712.28
Taxes receivable .....	309.04
Tax title liens .....	.....
Foreclosed property .....	.....
Accounts receivable .....	.....
State road aid receivable .....	.....
Emergencies and deferred charges ..	.....
<b>TOTAL ASSETS .....</b>	<b>\$11,021.32</b>
Cash liabilities .....	\$3,622.68
Reserves .....	309.04
Surplus revenue .....	7,089.60
<b>TOTAL LIABILITIES AND SURPLUS .....</b>	<b>\$11,021.32</b>

**PALISADES PARK BOROUGH—BERGEN COUNTY**

Population Census, 1950—9,617  
1940—8,141

Land Area 1.3 sq. mi.

Net Valuation Taxable \$7,789,788

<b>EXPENDITURES AND REQUIRED PAYMENTS FOR 1950</b>	
<b>General Government</b>	
Administrative and executive .....	\$22,764.55
Assessment and collection of taxes .....	7,458.07
Finance Department .....	1,800.00
<b>Protection to Persons &amp; Property</b>	
Fire .....	21,798.94
Police .....	67,183.47
Other .....	.....
<b>Streets and Roads</b>	
Repairs and maintenance .....	28,200.00
Street lighting .....	10,000.00
<b>Sanitation</b>	
Street cleaning .....	.....
Garbage and ash removal .....	10,000.00
Sewers .....	7,935.36
<b>Health and Charities</b>	
Health service .....	4,967.30
Poor (including relief) .....	6,196.48
Hospitals (aid and maintenance) .....	.....
Other .....	.....
<b>Recreation</b>	
Beaches and boardwalks .....	.....
Parks and playgrounds .....	5,049.83
Other .....	.....
<b>Educational</b>	
(Exclusive of school districts) ..	5,200.00
<b>Unclassified Purposes</b>	
(Including contingent) .....	1,830.00
<b>SUB-TOTAL—Municipal functions..</b>	<b>\$200,384.00</b>

<b>Per Capita—Municipal functions .....</b>	<b>\$20.84</b>
Capital imp'ts and capital imp't fund .....	.....
<b>Debt Service</b>	
Principal payments ..	\$18,000.00
Interest payments ..	9,678.75
<b>Total .....</b>	<b>\$27,678.75</b>
<b>Per Capita Debt Service .....</b>	<b>\$2.88</b>
<b>Deferred Charges and Statutory Expenditures</b>	
Emergencies .....	.....
Other deferred chgs.	\$1,199.00
<b>Total .....</b>	<b>1,199.00</b>
<b>TOTAL—Municipal expenditures ...</b>	<b>\$229,261.75</b>

<b>Required Payments for Local School, County, and Special District Taxes .....</b>	<b>333,581.12</b>
<b>TOTAL EXPENDITURES AND REQUIRED PAYMENTS .....</b>	<b>\$562,842.87</b>
Reserve for uncollected taxes .....	\$32,130.43
<b>GRAND TOTAL—Budget .....</b>	<b>\$594,973.30</b>

<b>RECEIPTS AND REVENUES REALIZED IN 1950 TO MEET EXPENDITURES AND REQUIRED PAYMENTS</b>	
Surplus revenue appropriated ..	\$53,000.00
Miscellaneous revenues realized.	83,305.57
State aid revenues realized .....	6,826.92
Delinquent taxes including	.....
liens—1950 collections .....	10,785.51
Current taxes—1950 collections..	448,920.51
Emergency borrowings .....	.....
<b>TOTAL RECEIPTS AND REVENUES REALIZED .....</b>	<b>\$602,838.51</b>

<b>CAPITAL OUTLAY—1950</b>	
Beaches and boardwalks .....	.....
Buildings and equipment .....	.....
Parks and playgrounds .....	\$9,285.02
Sewers .....	.....
Streets, roads and bridges .....	75.00
Water supply .....	.....
Other .....	.....

<b>Tax rate .....</b>	<b>\$5.88</b>
Local school tax rate .....	3.47
County tax rate .....	0.81
Local purpose tax rate .....	1.60

<b>TAXES</b>	
Local school tax ...	\$270,095.00
County taxes .....	63,486.12
Special district taxes .....	.....
<b>Local purpose levy .....</b>	<b>125,111.18</b>
<b>Total tax levy (tax duplicate) ..</b>	<b>\$458,692.30</b>

<b>Per Capita Total Tax Levy .....</b>		<b>\$47.70</b>
<b>Current</b>		
1950 taxes levied (total) .....	\$463,197.72	
Collected in 1950 .....	448,920.51	
Per cent of levy collected in 1950 ..	96.92	
Transferred to liens .....	1,430.03	
Cancelled, abated or adjusted .....	1,413.68	
Outstanding December 31, 1950 ..	\$11,433.50	

<b>All Prior Years Outstanding</b>	
Balance January 1, 1950 .....	\$10,416.63
Collected in 1950 .....	10,291.85
Balance December 31, 1950 .....	\$75.54

<b>Tax Title Liens Outstanding</b>	
Balance January 1, 1950 .....	\$9,962.74
Redeemed by cash .....	493.66
Balance December 31, 1950 .....	\$10,899.11

<b>Property Acquired by Deed or Foreclosure</b>	
Balance January 1, 1950 .....	\$216,536.00
Sale for cash .....	8,365.54
Balance December 31, 1950 .....	\$187,311.00

<b>CAPITAL DEBT, DECEMBER 31, 1950</b>		
<b>Gross Debt</b>		
School debt .....	\$211,000.00	
Self-liquidating debt.	.....	
Other capital debt ..	303,000.00	
<b>TOTAL GROSS DEBT .....</b>	<b>\$514,000.00</b>	
<b>Per Capita Gross Debt .....</b>		<b>\$53.45</b>
<b>Deductions for</b>		
School debt .....	\$211,000.00	
Self-liquidating debt.	.....	
Other capital debt ..	54,745.00	
<b>TOTAL DEDUCTIONS .....</b>	<b>265,745.00</b>	
<b>NET DEBT .....</b>	<b>\$248,255.00</b>	

<b>Average Assessed Valuations</b>	
Real Property 1948-1949-1950..	\$7,260,981.00
Per Cent of Net Debt .....	3.41

<b>CURRENT FINANCES DECEMBER 31, 1950</b>	
Cash .....	\$134,166.66
Taxes receivable .....	11,509.04
Tax title liens .....	10,899.11
Foreclosed property .....	187,311.00
Accounts receivable .....	227.95
State road aid receivable .....	.....
Emergencies and deferred charges ..	1,300.00
<b>TOTAL ASSETS .....</b>	<b>\$345,413.76</b>
Cash liabilities .....	\$19,894.89
Reserves .....	209,947.10
Surplus revenue .....	115,571.77
<b>TOTAL LIABILITIES AND SURPLUS .....</b>	<b>\$345,413.76</b>

**PALMYRA BOROUGH—BURLINGTON COUNTY**

Population Census, 1950—5,800      Land Area 1.92 sq. mi.      Net Valuation Taxable \$3,719,340  
 1940—5,178

**EXPENDITURES AND REQUIRED PAYMENTS FOR 1950**

**General Government**

Administrative and executive . . .	\$11,985.00
Assessment and collection of taxes	6,700.00
Finance Department . . . . .	.....

**Protection to Persons & Property**

Fire . . . . .	7,450.00
Police . . . . .	28,345.00
Other . . . . .	.....

**Streets and Roads**

Repairs and maintenance . . . . .	19,337.88
Street lighting . . . . .	8,000.00

**Sanitation**

Street cleaning . . . . .	.....
Garbage and ash removal . . . . .	950.00
Sewers . . . . .	7,650.00

**Health and Charities**

Health service . . . . .	1,250.00
Poor (including relief) . . . . .	1,790.00
Hospitals (aid and maintenance) . . . . .	.....
Other . . . . .	.....

**Recreation**

Beaches and boardwalks . . . . .	.....
Parks and playgrounds . . . . .	3,400.00
Other . . . . .	300.00

**Educational**  
(Exclusive of school districts) .. 350.00

**Unclassified Purposes**  
(Including contingent) . . . . . 3,905.00

---

**SUB-TOTAL—Municipal functions.. \$101,412.88**

**Per Capita—Municipal functions . . . . . \$17.48**

**Capital imp'ts and capital imp't fund** \$18,000.00

**Debt Service**

Principal payments . . . . .	\$18,500.00
Interest payments . . . . .	3,126.25

---

**Total . . . . . 21,626.25**

**Per Capita Debt Service . . . . . \$3.73**

**Deferred Charges and Statutory Expenditures**

Emergencies . . . . .	.....
Other deferred chgs. . . . .	\$2,538.00

---

**Total . . . . . 2,538.00**

---

**TOTAL—Municipal expenditures ... \$143,577.13**

**Required Payments for Local School, County, and Special District Taxes . . . . . 210,243.05**

**TOTAL EXPENDITURES AND REQUIRED PAYMENTS . . . . . \$353,820.18**

Reserve for uncollected taxes . . . . . \$21,198.76

---

**GRAND TOTAL—Budget . . . . . \$375,018.94**

**RECEIPTS AND REVENUES REALIZED IN 1950 TO MEET EXPENDITURES AND REQUIRED PAYMENTS**

Surplus revenue appropriated ..	\$20,000.00
Miscellaneous revenues realized.	104,942.55
State aid revenues realized . . . .	4,306.00
Delinquent taxes including	.....
liens—1950 collections . . . . .	14,411.61
Current taxes—1950 collections..	247,460.99
Emergency borrowings . . . . .	.....

---

**TOTAL RECEIPTS AND REVENUES REALIZED . . . . . \$391,121.15**

**CAPITAL OUTLAY—1950**

Beaches and boardwalks . . . . .	.....
Buildings and equipment . . . . .	.....
Parks and playgrounds . . . . .	.....
Sewers . . . . .	.....
Streets, roads and bridges . . . . .	\$20,668.84
Water supply . . . . .	.....
Other . . . . .	.....

<b>Tax rate . . . . .</b>	<b>\$7.10</b>
Local school tax rate . . . . .	3.70
County tax rate . . . . .	1.95
Local purpose tax rate . . . . .	1.45

**TAXES**

Local school tax ...	\$137,743.18
County taxes . . . . .	72,499.87
Special district taxes . . . . .	.....

---

Local purpose levy . . . . .	\$210,243.05
	53,344.89

---

**Total tax levy (tax duplicate) .. \$263,587.94**

**Per Capita Total Tax Levy . . . . . \$45.45**

**Current**

1950 taxes levied (total) . . . . .	\$266,551.16
Collected in 1950 . . . . .	247,460.99
Per cent of levy collected in 1950 . . . . .	92.83
Transferred to liens . . . . .	327.31
Cancelled, abated or adjusted . . . . .	1,193.03
Outstanding December 31, 1950 ..	\$17,569.83

**All Prior Years Outstanding**

Balance January 1, 1950 . . . . .	\$17,532.72
Collected in 1950 . . . . .	14,199.40
Balance December 31, 1950 . . . . .	\$3,259.28

**Tax Title Liens Outstanding**

Balance January 1, 1950 . . . . .	\$8,838.10
Redeemed by cash . . . . .	212.21
Balance December 31, 1950 . . . . .	\$8,712.76

**Property Acquired by Deed or Foreclosure**

Balance January 1, 1950 . . . . .	\$21,810.00
Sale for cash . . . . .	16,655.00
Balance December 31, 1950 . . . . .	\$14,445.00

**CAPITAL DEBT, DECEMBER 31, 1950**

**Gross Debt**

School debt . . . . .	\$285,000.00
Self-liquidating debt . . . . .	.....
Other capital debt ..	102,502.00

---

**TOTAL GROSS DEBT . . . . . \$387,502.00**

**Per Capita Gross Debt . . . . . \$66.81**

**Deductions for**

School debt . . . . .	\$285,000.00
Self-liquidating debt . . . . .	.....
Other capital debt ..	3,888.00

---

**TOTAL DEDUCTIONS . . . . . 288,888.00**

---

**NET DEBT . . . . . \$98,614.00**

**Average Assessed Valuations**

Real Property 1948-1949-1950..	\$3,719,240.00
Per Cent of Net Debt . . . . .	2.65

**CURRENT FINANCES DECEMBER 31, 1950**

Cash . . . . .	\$94,806.56
Taxes receivable . . . . .	20,829.11
Tax title liens . . . . .	8,712.76
Foreclosed property . . . . .	14,445.00
Accounts receivable . . . . .	2,832.87
State road aid receivable . . . . .	700.74
Emergencies and deferred charges ..	19.27

---

**TOTAL ASSETS . . . . . \$142,346.31**

---

Cash liabilities . . . . .	\$21,236.27
Reserves . . . . .	46,819.74
Surplus revenue . . . . .	74,290.30

---

**TOTAL LIABILITIES AND SURPLUS . . . . . \$142,346.31**

**PARAMUS BOROUGH—BERGEN COUNTY**

Population Census, 1950—6,253  
1940—3,688

Land Area 10.2 sq. mi.

Net Valuation Taxable \$7,109,007

**EXPENDITURES AND RE-  
QUIRED PAYMENTS FOR 1950**

<b>General Government</b>	
Administrative and executive .....	\$25,200.00
Assessment and collection of taxes	30,650.00
Finance Department .....	.....
<b>Protection to Persons &amp; Property</b>	
Fire .....	20,000.00
Police .....	42,500.00
Other .....	.....
<b>Streets and Roads</b>	
Repairs and maintenance .....	17,544.44
Street lighting .....	8,500.00
<b>Sanitation</b>	
Street cleaning .....	.....
Garbage and ash removal .....	.....
Sewers .....	.....
<b>Health and Charities</b>	
Health service .....	11,950.00
Poor (including relief) .....	1,850.00
Hospitals (aid and maintenance) ..	.....
Other .....	.....
<b>Recreation</b>	
Beaches and boardwalks .....	.....
Parks and playgrounds .....	.....
Other .....	.....
<b>Educational</b>	
(Exclusive of school districts) ..	.....
<b>Unclassified Purposes</b>	
(Including contingent) .....	1,850.00
<b>SUB-TOTAL—Municipal functions..</b>	<b>\$160,044.44</b>

<b>Per Capita—Municipal functions ....</b>	<b>\$25.59</b>
Capital imp'ts and capital imp't fund	\$4,000.00
<b>Debt Service</b>	
Principal payments ..	.....
Interest payments ..	.....
Total .....	.....
<b>Per Capita Debt Service .....</b>	<b>.....</b>
<b>Deferred Charges and Statutory Expenditures</b>	
Emergencies .....	\$800.00
Other deferred chgs. ....	.....
Total .....	800.00
<b>TOTAL—Municipal expenditures ...</b>	<b>\$164,844.44</b>

<b>Required Payments for Local School, County, and Special District Taxes .....</b>	<b>305,850.13</b>
-------------------------------------------------------------------------------------	-------------------

<b>TOTAL EXPENDITURES AND REQUIRED PAYMENTS .....</b>	<b>\$470,694.57</b>
-------------------------------------------------------	---------------------

Reserve for uncollected taxes .....	\$42,980.91
<b>GRAND TOTAL—Budget .....</b>	<b>\$513,675.48</b>

**RECEIPTS AND REVENUES REALIZED IN 1950 TO MEET EXPENDITURES AND REQUIRED PAYMENTS**

Surplus revenue appropriated ..	\$30,000.00
Miscellaneous revenues realized.	115,966.86
State aid revenues realized .....	5,890.00
<b>Delinquent taxes including</b>	
liens—1950 collections .....	23,683.20
Current taxes—1950 collections..	389,821.50
Emergency borrowings .....	.....
<b>TOTAL RECEIPTS AND REVENUES REALIZED .....</b>	<b>\$565,361.56</b>

**CAPITAL OUTLAY—1950**

Beaches and boardwalks .....	.....
Buildings and equipment .....	.....
Parks and playgrounds .....	.....
Sewers .....	.....
Streets, roads and bridges .....	.....
Water supply .....	.....
Other .....	.....

<b>Tax rate .....</b>	<b>\$5.50</b>
Local school tax rate .....	3.49
County tax rate .....	0.81
Local purpose tax rate ....	1.20

**TAXES**

Local school tax ...	\$247,949.65
County taxes .....	57,900.48
Special district taxes .....	.....
<b>Local purpose levy .....</b>	<b>\$305,850.13</b>
<b>Total tax levy (tax duplicate) ..</b>	<b>\$390,835.48</b>

<b>Per Capita Total Tax Levy .....</b>	<b>\$62.50</b>
----------------------------------------	----------------

<b>Current</b>	
1950 taxes levied (total) .....	\$421,955.17
Collected in 1950 .....	389,821.50
Per cent of levy collected in 1950 ...	92.38
Transferred to liens .....	358.06
Cancelled, abated or adjusted ....	3,221.63
Outstanding December 31, 1950 ..	\$28,553.98

<b>All Prior Years Outstanding</b>	
Balance January 1, 1950 .....	\$23,642.94
Collected in 1950 .....	\$22,701.53
Balance December 31, 1950 .....	\$941.41

<b>Tax Title Liens Outstanding</b>	
Balance January 1, 1950 .....	\$9,243.83
Redeemed by cash .....	981.67
Balance December 31, 1950 .....	\$8,481.61

<b>Property Acquired by Deed or Foreclosure</b>	
Balance January 1, 1950 .....	\$6,462.00
Sale for cash .....	6,532.00
Balance December 31, 1950 .....	\$4,937.00

**CAPITAL DEBT, DECEMBER 31, 1950**

<b>Gross Debt</b>	
School debt .....	\$604,500.00
Self-liquidating debt. ....	.....
Other capital debt ..	.....
<b>TOTAL GROSS DEBT .....</b>	<b>\$604,500.00</b>

<b>Per Capita Gross Debt .....</b>	<b>\$96.67</b>
------------------------------------	----------------

<b>Deductions for</b>	
School debt .....	\$338,148.00
Self-liquidating debt. ....	.....
Other capital debt ..	.....
<b>TOTAL DEDUCTIONS .....</b>	<b>338,148.00</b>

<b>NET DEBT .....</b>	<b>\$266,352.00</b>
-----------------------	---------------------

<b>Average Assessed Valuations</b>	
Real Property 1948-1949-1950..	\$5,635,805.00
Per Cent of Net Debt .....	4.72

**CURRENT FINANCES DECEMBER 31, 1950**

Cash .....	\$345,678.02
Taxes receivable .....	29,495.39
Tax title liens .....	8,481.61
Foreclosed property .....	4,937.00
Accounts receivable .....	.....
State road aid receivable .....	.....
Emergencies and deferred charges ..	184.96
<b>TOTAL ASSETS .....</b>	<b>\$388,776.98</b>

Cash liabilities .....	\$29,692.21
Reserves .....	43,098.96
Surplus revenue .....	315,985.81
<b>TOTAL LIABILITIES AND SURPLUS .....</b>	<b>\$388,776.98</b>

## PARK RIDGE BOROUGH—BERGEN COUNTY

Population Census, 1950—3,168  
1940—2,519

Land Area 2.3 sq. mi.

Net Valuation Taxable \$2,661,436

### EXPENDITURES AND RE- QUIRED PAYMENTS FOR 1950

<b>General Government</b>	
Administrative and executive ....	\$11,478.00
Assessment and collection of taxes ..	5,090.00
Finance Department .....	.....
<b>Protection to Persons &amp; Property</b>	
Fire .....	8,850.00
Police .....	17,324.00
Other .....	.....
<b>Streets and Roads</b>	
Repairs and maintenance .....	18,036.00
Street lighting .....	4,750.00
<b>Sanitation</b>	
Street cleaning .....	.....
Garbage and ash removal .....	.....
Sewers .....	.....
<b>Health and Charities</b>	
Health service .....	3,750.00
Poor (including relief) .....	300.00
Hospitals (aid and maintenance) ..	.....
Other .....	500.00
<b>Recreation</b>	
Beaches and boardwalks .....	.....
Parks and playgrounds .....	5,084.00
Other .....	.....
<b>Educational</b>	
(Exclusive of school districts) ..	675.00
<b>Unclassified Purposes</b>	
(Including contingent) .....	925.00
<b>SUB-TOTAL—Municipal functions..</b>	<b>\$76,762.00</b>

<b>Per Capita—Municipal functions ....</b>	<b>\$24.23</b>
Capital imp'ts and capital imp't fund	\$2,500.00
<b>Debt Service</b>	
Principal payments ..	\$7,000.00
Interest payments ..	22.50

Total ..... 7,022.50

<b>Per Capita Debt Service .....</b>	<b>\$2.22</b>
<b>Deferred Charges and Statutory Expenditures</b>	
Emergencies .....	.....
Other deferred chgs. ....	.....

Total ..... \$86,284.50

<b>TOTAL—Municipal expenditures ...</b>	<b>\$86,284.50</b>
<b>Required Payments for Local School, County, and Special District Taxes .....</b>	
	121,480.20

**TOTAL EXPENDITURES AND REQUIRED PAYMENTS .....** **\$207,704.70**

Reserve for uncollected taxes ..... \$12,863.50

**GRAND TOTAL—Budget .....** **\$220,628.20**

### RECEIPTS AND REVENUES REALIZED IN 1950 TO MEET EXPENDITURES AND RE- QUIRED PAYMENTS

Surplus revenue appropriated ..	\$26,000.00
Miscellaneous revenues realized.	34,007.77
State aid revenues realized .....	3,733.00
<b>Delinquent taxes including</b>	
liens—1950 collections .....	9,816.63
Current taxes—1950 collections..	149,960.44
Emergency borrowings .....	.....

**TOTAL RECEIPTS AND REVENUES REALIZED .....** **\$223,517.84**

### CAPITAL OUTLAY—1950

Beaches and boardwalks .....	.....
Buildings and equipment .....	\$17,840.87
Parks and playgrounds .....	.....
Sewers .....	.....
Streets, roads and bridges .....	15.00
Water supply .....	.....
Other .....	.....

<b>Tax rate .....</b>	<b>\$5.97</b>
Local school tax rate .....	3.75
County tax rate .....	0.82
Local purpose tax rate .....	1.40

### TAXES

Local school tax ...	\$99,788.00
County taxes .....	21,692.20
Special district taxes .....	.....
Local purpose levy .....	\$121,480.20
	37,935.00
<b>Total tax levy (tax duplicate) ..</b>	<b>\$159,415.20</b>

**Per Capita Total Tax Levy .....** **\$50.32**

### Current

1950 taxes levied (total) .....	\$161,684.54
Collected in 1950 .....	149,960.44
Per cent of levy col- lected in 1950 ...	92.75
Transferred to liens .....	374.55
Cancelled, abated or adjusted ..	329.45
Outstanding December 31, 1950 ..	\$11,020.10

### All Prior Years Outstanding

Balance January 1, 1950 .....	\$10,346.39
Collected in 1950 .....	9,781.66
Balance December 31, 1950 .....	\$184.41

### Tax Title Liens Outstanding

Balance January 1, 1950 .....	\$4,054.46
Redeemed by cash .....	34.97
Balance December 31, 1950 .....	\$4,470.99

### Property Acquired by Deed or Foreclosure

Balance January 1, 1950 .....	\$32,799.00
Sale for cash .....	5,137.50
Balance December 31, 1950 .....	\$21,455.00

### CAPITAL DEBT, DECEMBER 31, 1950

<b>Gross Debt</b>	
School debt .....	\$99,500.00
Self-liquidating debt.	114,000.00
Other capital debt ..	16,566.00

**TOTAL GROSS DEBT .....** **\$230,066.00**

**Per Capita Gross Debt .....** **\$72.62**

### Deductions for

School debt .....	\$99,500.00
Self-liquidating debt.	114,000.00
Other capital debt ..	.....

**TOTAL DEDUCTIONS .....** **213,500.00**

**NET DEBT .....** **\$16,566.00**

### Average Assessed Valuations

Real Property 1948-1949-1950..	\$2,433,732.00
<b>Per Cent of Net Debt .....</b>	<b>0.68</b>

### CURRENT FINANCES DECEMBER 31, 1950

Cash .....	\$57,601.90
Taxes receivable .....	11,204.51
Tax title liens .....	4,470.99
Foreclosed property .....	21,455.00
Accounts receivable .....	336.35
State road aid receivable .....	.....
Emergencies and deferred charges ..	.....

**TOTAL ASSETS .....** **\$95,068.75**

Cash liabilities .....	\$6,686.85
Reserves .....	37,466.85
Surplus revenue .....	50,915.05

**TOTAL LIABILITIES AND SURPLUS .....** **\$95,068.75**

**PARSIPPANY-TROY HILLS TOWNSHIP—MORRIS COUNTY**

Population Census, 1950—15,162  
1940—10,976

Land Area 25.3 sq. mi.

Net Valuation Taxable \$7,645,739

<b>EXPENDITURES AND REQUIRED PAYMENTS FOR 1950</b>	
<b>General Government</b>	
Administrative and executive .....	\$48,228.84
Assessment and collection of taxes .....	22,230.00
Finance Department .....	1,355.00
<b>Protection to Persons &amp; Property</b>	
Fire .....	.....
Police .....	41,788.27
Other .....	.....
<b>Streets and Roads</b>	
Repairs and maintenance .....	93,670.00
Street lighting .....	.....
<b>Sanitation</b>	
Street cleaning .....	.....
Garbage and ash removal .....	.....
Sewers .....	1,000.00
<b>Health and Charities</b>	
Health service .....	1,595.00
Poor (including relief) .....	6,100.00
Hospitals (aid and maintenance) .....	1,000.00
Other .....	3,180.00
<b>Recreation</b>	
Beaches and boardwalks .....	.....
Parks and playgrounds .....	.....
Other .....	2,227.16
<b>Educational</b>	
(Exclusive of school districts) ..	875.00
<b>Unclassified Purposes</b>	
(Including contingent) .....	9,900.00
<b>SUB-TOTAL—Municipal functions..</b>	<b>\$233,149.27</b>

<b>Per Capita—Municipal functions .....</b>	<b>\$15.38</b>
Capital imp'ts and capital imp't fund .....	\$16,650.00
<b>Debt Service</b>	
Principal payments ..	\$31,693.00
Interest payments ..	9,140.83
<b>Total .....</b>	<b>40,833.33</b>
<b>Per Capita Debt Service .....</b>	<b>\$2.69</b>
<b>Deferred Charges and Statutory Expenditures</b>	
Emergencies .....	\$3,550.00
Other deferred chgs. ....	118.49
<b>Total .....</b>	<b>3,668.49</b>

<b>TOTAL—Municipal expenditures ...</b>	<b>\$294,301.59</b>
<b>Required Payments for Local School, County, and Special District Taxes .....</b>	<b>394,439.84</b>
<b>TOTAL EXPENDITURES AND REQUIRED PAYMENTS .....</b>	<b>\$688,741.43</b>
Reserve for uncollected taxes .....	\$83,802.09
<b>GRAND TOTAL—Budget .....</b>	<b>\$772,543.52</b>

<b>RECEIPTS AND REVENUES REALIZED IN 1950 TO MEET EXPENDITURES AND REQUIRED PAYMENTS</b>	
Surplus revenue appropriated ..	\$59,976.72
Miscellaneous revenues realized ..	70,304.67
State aid revenues realized .....	14,141.00
<b>Delinquent taxes including</b>	
liens—1950 collections .....	65,224.11
Current taxes—1950 collections ..	521,300.10
Emergency borrowings .....	.....
<b>TOTAL RECEIPTS AND REVENUES REALIZED .....</b>	<b>\$730,946.60</b>

**CAPITAL OUTLAY—1950**

Beaches and boardwalks .....	.....
Buildings and equipment .....	.....
Parks and playgrounds .....	.....
Sewers .....	.....
Streets, roads and bridges .....	.....
Water supply .....	\$10,011.33
Other .....	1,537.75

<b>Tax rate .....</b>	<b>\$7.32</b>
Local school tax rate .....	3.81
County tax rate .....	1.00
Local purpose tax rate .....	2.51

**TAXES**

Local school tax ...	\$291,312.81	
County taxes .....	76,454.03	
Special district taxes .....	26,673.00	
<b>Local purpose levy .....</b>	<b>.....</b>	<b>\$394,439.84</b>
<b>Total tax levy (tax duplicate) ..</b>	<b>.....</b>	<b>\$585,687.23</b>
<b>Per Capita Total Tax Levy .....</b>		
		<b>\$38.63</b>

<b>Current</b>	
1950 taxes levied (total) .....	\$599,208.82
Collected in 1950 .....	521,300.10
Per cent of levy collected in 1950 ...	86.99
Transferred to liens .....	6,022.16
Cancelled, abated or adjusted ...	3,295.67
Outstanding December 31, 1950 ..	\$68,590.89

<b>All Prior Years Outstanding</b>	
Balance January 1, 1950 .....	\$84,486.26
Collected in 1950 .....	61,768.85
Balance December 31, 1950 .....	\$21,594.49

<b>Tax Title Liens Outstanding</b>	
Balance January 1, 1950 .....	\$31,290.80
Redeemed by cash .....	3,455.26
Balance December 31, 1950 .....	\$33,290.29

<b>Property Acquired by Deed or Foreclosure</b>	
Balance January 1, 1950 .....	\$30,459.16
Sale for cash .....	500.00
Balance December 31, 1950 .....	\$30,159.16

**CAPITAL DEBT, DECEMBER 31, 1950**

<b>Gross Debt</b>	
School debt .....	\$490,000.00
Self-liquidating debt. ....	78,050.00
Other capital debt ..	191,800.00

<b>TOTAL GROSS DEBT .....</b>	<b>\$759,850.00</b>
<b>Per Capita Gross Debt .....</b>	<b>\$50.12</b>

<b>Deductions for</b>	
School debt .....	\$415,278.00
Self-liquidating debt. ....	.....
Other capital debt ..	106,975.00

<b>TOTAL DEDUCTIONS .....</b>	<b>522,253.00</b>
<b>NET DEBT .....</b>	<b>\$237,597.00</b>

<b>Average Assessed Valuations</b>	
Real Property, 1948-1949-1950 ..	\$6,921,300.00
Per Cent of Net Debt .....	3.43

**CURRENT FINANCES DECEMBER 31, 1950**

Cash .....	\$93,642.52
Taxes receivable .....	90,185.38
Tax title liens .....	33,290.29
Foreclosed property .....	30,159.16
Accounts receivable .....	1,368.66
State road aid receivable .....	.....
Emergencies and deferred charges ..	9,951.27

<b>TOTAL ASSETS .....</b>	<b>\$258,597.28</b>
---------------------------	---------------------

Cash liabilities .....	\$27,138.96
Reserves .....	155,003.49
Surplus revenue .....	76,454.83

<b>TOTAL LIABILITIES AND SURPLUS .....</b>	<b>\$258,597.28</b>
--------------------------------------------	---------------------

**PASSAIC CITY—PASSAIC COUNTY**

Population Census, 1950—57,851  
1940—61,394

Land Area 3.2 sq. mi.

Net Valuation Taxable \$93,614,657

**EXPENDITURES AND REQUIRED PAYMENTS FOR 1950**

<b>General Government</b>	
Administrative and executive ....	\$241,188.75
Assessment and collection of taxes ..	71,779.00
Finance Department .....	22,027.00
<b>Protection to Persons &amp; Property</b>	
Fire .....	432,060.00
Police .....	475,805.00
Other .....	92,496.00
<b>Streets and Roads</b>	
Repairs and maintenance .....	295,859.39
Street lighting .....	55,375.81
<b>Sanitation</b>	
Street cleaning .....	.....
Garbage and ash removal .....	156,015.30
Sewers .....	130,276.99
<b>Health and Charities</b>	
Health service .....	98,542.00
Poor (including relief) .....	88,389.00
Hospitals (aid and maintenance) ..	88,093.00
Other .....	2,943.00
<b>Recreation</b>	
Beaches and boardwalks .....	.....
Parks and playgrounds .....	85,876.84
Other .....	53,485.00
<b>Educational</b>	
(Exclusive of school districts) ..	79,328.00
<b>Unclassified Purposes</b>	
(Including contingent) .....	159,051.24
<b>SUB-TOTAL—Municipal functions..</b>	<b>\$2,628,591.32</b>

<b>Per Capita—Municipal functions .....</b>	<b>\$45.44</b>
Capital imp'ts and capital imp't fund	\$75,000.00
<b>Debt Service</b>	
Principal payments ..	\$427,000.00
Interest payments ..	138,552.00
Total .....	565,552.00
<b>Per Capita Debt Service .....</b>	<b>\$9.78</b>
<b>Deferred Charges and Statutory Expenditures</b>	
Emergencies .....	\$32,390.62
Other deferred chgs. ....	152,131.42
Total .....	184,522.04
<b>TOTAL—Municipal expenditures ..</b>	<b>\$3,453,665.86</b>

**Required Payments for Local School, County, and Special District Taxes .....** 2,573,556.08

<b>TOTAL EXPENDITURES AND REQUIRED PAYMENTS .....</b>	<b>\$6,027,221.44</b>
Reserve for uncollected taxes .....	\$467,135.43
<b>GRAND TOTAL—Budget .....</b>	<b>\$6,494,356.87</b>

**RECEIPTS AND REVENUES REALIZED IN 1950 TO MEET EXPENDITURES AND REQUIRED PAYMENTS**

Surplus revenue appropriated ..	\$118,890.62
Miscellaneous revenues realized.	640,619.06
State aid revenues realized .....	34,049.00
<b>Delinquent taxes including</b>	
liens—1950 collections .....	202,250.55
Current taxes—1950 collections..	5,230,445.80
Emergency borrowings .....	.....
<b>TOTAL RECEIPTS AND REVENUES REALIZED .....</b>	<b>\$6,226,255.03</b>

**CAPITAL OUTLAY—1950**

Beaches and boardwalks .....	.....
Buildings and equipment .....	.....
Parks and playgrounds .....	\$14,991.46
Sewers .....	.....
Streets, roads and bridges .....	1,791.64
Water supply .....	.....
Other .....	629,787.26

Real Property	2nd Class R. R. Prop. & Personal Prop.
\$5.83	\$5.83

**TAXES**

Local school tax ...	\$1,754,775.66
County taxes .....	818,780.42
Special district taxes .....	.....
Local purpose levy .....	2,910,636.05
<b>Total tax levy (tax duplicate) ..</b>	<b>\$5,484,192.13</b>
<b>Per Capita Total Tax Levy .....</b> \$94.80	
<b>Current</b>	
1950 taxes levied (total) .....	\$5,504,913.36
Collected in 1950 .....	5,230,445.80
Per cent of levy collected in 1950 ...	95.01
Transferred to liens .....	18,321.41
Cancelled, abated or adjusted ..	13,860.06
Outstanding December 31, 1950 ..	\$242,286.09

**All Prior Years Outstanding**

Balance January 1, 1950 .....	\$879,310.31
Collected in 1950 .....	158,817.60
Balance December 31, 1950 .....	\$712,927.28

**Tax Title Liens Outstanding**

Balance January 1, 1950 .....	\$238,220.74
Redeemed by cash .....	14,287.95
Balance December 31, 1950 .....	\$110,723.61

**Property Acquired by Deed or Foreclosure**

Balance January 1, 1950 .....	\$220,245.00
Sale for cash .....	29,145.00
Balance December 31, 1950 .....	\$257,130.00

**CAPITAL DEBT, DECEMBER 31, 1950**

<b>Gross Debt</b>	
School debt .....	\$2,096,000.00
Self-liquidating debt ..	6,408,000.00
Other capital debt ..	3,283,500.00
<b>TOTAL GROSS DEBT .....</b>	<b>\$11,787,500.00</b>
<b>Per Capita Gross Debt .....</b>	<b>\$203.76</b>

**Deductions for**

School debt .....	\$2,096,000.00
Self-liquidating debt ..	6,408,000.00
Other capital debt ..	.....
<b>TOTAL DEDUCTIONS .....</b>	<b>8,504,000.00</b>
<b>NET DEBT .....</b>	<b>\$3,283,500.00</b>

**Average Assessed Valuations**

Real Property 1948-1949-1950 ..	\$74,273,228.00
Per Cent of Net Debt .....	4.42

**CURRENT FINANCES DECEMBER 31, 1950**

Cash .....	\$662,274.27
Taxes receivable .....	955,213.37
Tax title liens .....	110,723.61
Foreclosed property .....	257,130.00
Accounts receivable .....	41,985.37
State road aid receivable .....	.....
Emergencies and deferred charges ..	76,525.12
<b>TOTAL ASSETS .....</b>	<b>\$2,103,851.74</b>
Cash liabilities .....	\$303,034.86
Reserves .....	1,365,052.35
Surplus revenue .....	435,764.53
<b>TOTAL LIABILITIES AND SURPLUS .....</b>	<b>\$2,103,851.74</b>

**PASSAIC TOWNSHIP—MORRIS COUNTY**

Population Census, 1950—3,455  
1940—2,664

Land Area 16.5 sq. mi.

Net Valuation Taxable \$2,653,086

**EXPENDITURES AND REQUIRED PAYMENTS FOR 1950**

<b>General Government</b>	
Administrative and executive .....	\$10,650.00
Assessment and collection of taxes .....	5,500.00
Finance Department .....	1,000.00
<b>Protection to Persons &amp; Property</b>	
Fire .....	11,400.00
Police .....	7,500.00
Other .....	.....
<b>Streets and Roads</b>	
Repairs and maintenance .....	28,066.67
Street lighting .....	5,000.00
<b>Sanitation</b>	
Street cleaning .....	.....
Garbage and ash removal .....	5,000.00
Sewers .....	10,000.00
<b>Health and Charities</b>	
Health service .....	2,300.00
Poor (including relief) .....	1,330.00
Hospitals (aid and maintenance) .....	.....
Other .....	.....
<b>Recreation</b>	
Beaches and boardwalks .....	.....
Parks and playgrounds .....	550.00
Other .....	1,000.00
<b>Educational</b>	
(Exclusive of school districts) ..	.....
<b>Unclassified Purposes</b>	
(Including contingent) .....	1,421.00
<b>SUB-TOTAL—Municipal functions..</b>	<b>\$90,717.67</b>

<b>Per Capita—Municipal functions ....</b>	<b>\$26.26</b>
Capital imp'ts and capital imp't fund .....	\$14,000.00
<b>Debt Service</b>	
Principal payments ..	\$3,000.00
Interest payments ..	3,265.00
<b>Total .....</b>	<b>6,265.00</b>
<b>Per Capita Debt Service .....</b>	<b>\$1.81</b>
<b>Deferred Charges and Statutory Expenditures</b>	
Emergencies .....	.....
Other deferred chgs. ....	\$614.45
<b>Total .....</b>	<b>614.45</b>

**TOTAL—Municipal expenditures ...** **\$111,597.12**

**Required Payments for Local School, County, and Special District Taxes .....** **124,485.20**

**TOTAL EXPENDITURES AND REQUIRED PAYMENTS .....** **\$236,082.32**

Reserve for uncollected taxes .....

**GRAND TOTAL—Budget .....** **\$269,413.55**

**RECEIPTS AND REVENUES REALIZED IN 1950 TO MEET EXPENDITURES AND REQUIRED PAYMENTS**

Surplus revenue appropriated ..	\$27,000.00
Miscellaneous revenues realized ..	34,165.53
State aid revenues realized .....	11,929.40
<b>Delinquent taxes including</b>	
Liens—1950 collections .....	12,256.22
Current taxes—1950 collections ..	179,403.93
Emergency borrowings .....	.....

**TOTAL RECEIPTS AND REVENUES REALIZED .....** **\$264,755.08**

**CAPITAL OUTLAY—1950**

Beaches and boardwalks .....	.....
Buildings and equipment .....	\$2,728.70
Parks and playgrounds .....	.....
Sewers .....	25,953.81
Streets, roads and bridges .....	7,831.50
Water supply .....	.....
Other .....	.....

<b>Tax rate .....</b>	<b>\$7.29</b>
Local school tax rate .....	3.69
County tax rate .....	1.00
Local purpose tax rate ....	2.60

**TAXES**

Local school tax ...	\$97,860.00	
County taxes .....	26,625.20	
Special district taxes .....	.....	
Local purpose levy .....	.....	\$124,485.20
<b>Total tax levy (tax duplicate) ..</b>	<b>.....</b>	<b>\$193,331.05</b>

**Per Capita Total Tax Levy .....** **\$55.96**

<b>Current</b>	
1950 taxes levied (total) .....	\$194,427.27
Collected in 1950 .....	179,403.93
Per cent of levy collected in 1950 ...	92.27
Transferred to liens .....	1,093.46
Cancelled, abated or adjusted .....	559.62
Outstanding December 31, 1950 ..	\$13,370.26

<b>All Prior Years Outstanding</b>	
Balance January 1, 1950 .....	\$13,455.77
Collected in 1950 .....	11,159.46
Balance December 31, 1950 .....	\$2,198.10

<b>Tax Title Liens Outstanding</b>	
Balance January 1, 1950 .....	\$25,809.04
Redeemed by cash .....	1,096.76
Balance December 31, 1950 .....	\$25,882.56

<b>Property Acquired by Deed or Foreclosure</b>	
Balance January 1, 1950 .....	\$5,890.00
Sale for cash .....	500.00
Balance December 31, 1950 .....	\$5,337.50

**CAPITAL DEBT, DECEMBER 31, 1950**

<b>Gross Debt</b>	
School debt .....	\$57,000.00
Self-liquidating debt ..	.....
Other capital debt ..	118,900.00
<b>TOTAL GROSS DEBT .....</b>	<b>\$175,900.00</b>

**Per Capita Gross Debt .....** **\$50.91**

<b>Deductions for</b>	
School debt .....	\$57,000.00
Self-liquidating debt ..	.....
Other capital debt ..	.....
<b>TOTAL DEDUCTIONS .....</b>	<b>57,000.00</b>

**NET DEBT .....** **\$118,900.00**

<b>Average Assessed Valuations</b>	
Real Property 1948-1949-1950 ..	\$2,231,764.00
Per Cent of Net Debt .....	5.32

**CURRENT FINANCES DECEMBER 31, 1950**

Cash .....	\$63,087.70
Taxes receivable .....	15,568.36
Tax title liens .....	25,882.56
Foreclosed property .....	5,337.50
Accounts receivable .....	13,231.63
State road aid receivable ..	38,976.77
Emergencies and deferred charges ..	400.00
<b>TOTAL ASSETS .....</b>	<b>\$162,484.52</b>

Cash liabilities .....	\$33,531.30
Reserves .....	60,020.05
Surplus revenue .....	68,933.17
<b>TOTAL LIABILITIES AND SURPLUS .....</b>	<b>\$162,484.52</b>

**PATERSON CITY—PASSAIC COUNTY**

Population Census, 1950—139,423  
1940—139,636

Land Area 8.3 sq. mi.

Net Valuation Taxable \$184,012,059

**EXPENDITURES AND REQUIRED PAYMENTS FOR 1950**

<b>General Government</b>	
Administrative and executive .....	\$406,065.93
Assessment and collection of taxes	146,790.00
Finance Department .....	.....
<b>Protection to Persons &amp; Property</b>	
Fire .....	801,957.28
Police .....	915,174.29
Other .....	157,400.00
<b>Streets and Roads</b>	
Repairs and maintenance .....	284,189.66
Street lighting .....	127,215.00
<b>Sanitation</b>	
Street cleaning .....	93,122.00
Garbage and ash removal .....	360,586.73
Sewers .....	451,686.62
<b>Health and Charities</b>	
Health service .....	225,081.22
Poor (including relief) .....	139,681.52
Hospitals (aid and maintenance) ..	227,550.00
Other .....	.....
<b>Recreation</b>	
Beaches and boardwalks .....	.....
Parks and playgrounds .....	113,181.50
Other .....	60,978.66
<b>Educational</b>	
(Exclusive of school districts) ..	165,100.00
<b>Unclassified Purposes</b>	
(Including contingent) .....	70,422.00
<b>SUB-TOTAL—Municipal functions..</b>	<b>\$4,746,182.41</b>

<b>Per Capita—Municipal functions ....</b>	<b>\$34.04</b>
Capital imp'ts and capital imp't fund	\$21,950.00
<b>Debt Service</b>	
Principal payments .. \$1,121,500.00	
Interest payments .. 339,426.91	
<b>Total .....</b>	<b>1,460,926.91</b>
<b>Per Capita Debt Service .....</b>	<b>\$10.48</b>
<b>Deferred Charges and Statutory Expenditures</b>	
Emergencies .....	\$65,880.00
Other deferred chgs. ....	338,892.84
<b>Total .....</b>	<b>404,772.84</b>

**TOTAL—Municipal expenditures ...** **\$6,633,832.16**

**Required Payments for Local School, County, and Special District Taxes .....** **4,891,301.20**

**TOTAL EXPENDITURES AND REQUIRED PAYMENTS .....** **\$11,525,133.36**

Reserve for uncollected taxes .....

**GRAND TOTAL—Budget .....** **\$12,389,591.69**

**RECEIPTS AND REVENUES REALIZED IN 1950 TO MEET EXPENDITURES AND REQUIRED PAYMENTS**

Surplus revenue appropriated ..	\$443,015.29
Miscellaneous revenues realized.	1,764,203.23
State aid revenues realized .....	65,280.00
Delinquent taxes including	
liens—1950 collections .....	559,125.29
Current taxes—1950 collections..	8,918,364.04
Emergency borrowings .....	.....
<b>TOTAL RECEIPTS AND REVENUES REALIZED .....</b>	<b>\$11,749,987.85</b>

**CAPITAL OUTLAY—1950**

Beaches and boardwalks .....	.....
Buildings and equipment .....	\$1,712,589.62
Parks and playgrounds .....	9,794.00
Sewers .....	2,962.02
Streets, roads and bridges .....	415,803.36
Water supply .....	.....
Other .....	25,582.70

	Real Property	2nd Class R. R. Prop. & Personal Prop.
<b>Tax rate .....</b>	<b>\$5.16</b>	<b>\$5.16</b>

**TAXES**

Local school tax ...	\$3,266,710.09
County taxes .....	1,624,591.11
Special district taxes .....	.....

Local purpose levy .....	\$4,891,301.20
	4,675,789.91
<b>Total tax levy (tax duplicate) ..</b>	<b>\$9,567,091.11</b>

**Per Capita Total Tax Levy .....** **\$68.62**

**Current**

1950 taxes levied (total) .....	\$9,600,448.18
Collected in 1950 .....	8,918,364.04
Per cent of levy collected in 1950 ...	92.89
Transferred to liens .....	20,159.67
Cancelled, abated or adjusted ...	24,264.72
Outstanding December 31, 1950 ..	\$637,659.75

**All Prior Years Outstanding**

Balance January 1, 1950 .....	\$1,210,714.01
Collected in 1950 .....	525,120.91
Balance December 31, 1950 .....	\$683,280.28

**Tax Title Liens Outstanding**

Balance January 1, 1950 .....	\$339,001.08
Redeemed by cash .....	34,004.38
Balance December 31, 1950 .....	\$291,138.20

**Property Acquired by Deed or Foreclosure**

Balance January 1, 1950 .....	\$431,635.00
Sale for cash .....	24,000.82
Balance December 31, 1950 .....	\$400,916.00

**CAPITAL DEBT, DECEMBER 31, 1950**

**Gross Debt**

School debt .....	\$5,091,546.00
Self-liquidating debt. ....	10,412,000.00
Other capital debt ..	7,546,980.00

**TOTAL GROSS DEBT .....** **\$23,050,526.00**

**Per Capita Gross Debt .....** **\$165.33**

**Deductions for**

School debt .....	\$5,091,546.00
Self-liquidating debt. ....	10,412,000.00
Other capital debt ..	.....

**TOTAL DEDUCTIONS .....** **15,503,546.00**

**NET DEBT .....** **\$7,546,980.00**

**Average Assessed Valuations**

**Real Property 1948-1949-1950..** **\$163,587,429.00**

**Per-Cent of Net Debt .....** **4.61**

**CURRENT FINANCES DECEMBER 31, 1950**

Cash .....	\$1,382,809.04
Taxes receivable .....	1,320,940.03
Tax title liens .....	291,138.20
Foreclosed property .....	400,910.00
Accounts receivable .....	34,825.30
State road aid receivable .....	.....
Emergencies and deferred charges ..	130,088.00

**TOTAL ASSETS .....** **\$3,560,710.57**

Cash liabilities .....	\$939,147.75
Reserves .....	2,047,813.53
Surplus revenue .....	573,749.29

**TOTAL LIABILITIES AND SURPLUS .....** **\$3,560,710.57**

**PAULSBORO BOROUGH—GLOUCESTER COUNTY**

Population Census, 1950—7,840  
1940—7,011

Land Area 2.0 sq. mi.

Net Valuation Taxable \$4,523,222

<b>EXPENDITURES AND REQUIRED PAYMENTS FOR 1950</b>	
<b>General Government</b>	
Administrative and executive . . . . .	\$8,405.25
Assessment and collection of taxes	8,499.75
Finance Department . . . . .	.....
<b>Protection to Persons &amp; Property</b>	
Fire . . . . .	3,800.00
Police . . . . .	34,248.00
Other . . . . .	2,640.98
<b>Streets and Roads</b>	
Repairs and maintenance . . . . .	34,065.91
Street lighting . . . . .	12,000.00
<b>Sanitation</b>	
Street cleaning . . . . .	.....
Garbage and ash removal . . . . .	.....
Sewers . . . . .	.....
<b>Health and Charities</b>	
Health service . . . . .	2,775.00
Poor (including relief) . . . . .	11,250.00
Hospitals (aid and maintenance) . . . . .	.....
Other . . . . .	450.00
<b>Recreation</b>	
Beaches and boardwalks . . . . .	.....
Parks and playgrounds . . . . .	2.00
Other . . . . .	.....
<b>Educational</b>	
(Exclusive of school districts) . . . . .	1,462.89
<b>Unclassified Purposes</b>	
(Including contingent) . . . . .	75.00
<b>SUB-TOTAL—Municipal functions..</b>	<b>\$124,674.78</b>

<b>Per Capita—Municipal functions . . . . .</b>	<b>\$15.90</b>
Capital imp'ts and capital imp't fund	\$2,222.22
<b>Debt Service</b>	
Principal payments . . . . .	\$28,000.00
Interest payments . . . . .	13,395.00
<b>Total . . . . .</b>	<b>41,395.00</b>
<b>Per Capita Debt Service . . . . .</b>	<b>\$5.28</b>
<b>Deferred Charges and Statutory Expenditures</b>	
Emergencies . . . . .	.....
Other deferred chgs. . . . .	\$19,330.59
<b>Total . . . . .</b>	<b>19,330.59</b>

<b>TOTAL—Municipal expenditures . . . . .</b>	<b>\$187,622.59</b>
<b>Required Payments for Local School, County, and Special District Taxes . . . . .</b>	<b>232,499.01</b>
<b>TOTAL EXPENDITURES AND REQUIRED PAYMENTS . . . . .</b>	<b>\$420,121.60</b>
Reserve for uncollected taxes . . . . .	\$54,325.00
<b>GRAND TOTAL—Budget . . . . .</b>	<b>\$474,446.00</b>

<b>RECEIPTS AND REVENUES REALIZED IN 1950 TO MEET EXPENDITURES AND REQUIRED PAYMENTS</b>	
Surplus revenue appropriated . . . . .	\$800.00
Miscellaneous revenues realized . . . . .	40,038.96
State aid revenues realized . . . . .	9,440.40
<b>Delinquent taxes including</b>	
liens—1950 collections . . . . .	45,224.21
Current taxes—1950 collections..	347,888.41
Emergency borrowings . . . . .	.....
<b>TOTAL RECEIPTS AND REVENUES REALIZED . . . . .</b>	<b>\$443,391.98</b>

<b>CAPITAL OUTLAY—1950</b>	
Beaches and boardwalks . . . . .	.....
Buildings and equipment . . . . .	.....
Parks and playgrounds . . . . .	.....
Sewers . . . . .	.....
Streets, roads and bridges . . . . .	.....
Water supply . . . . .	\$5,020.78
Other . . . . .	.....

<b>Tax rate . . . . .</b>	<b>\$8.66</b>
Local school tax rate . . . . .	4.15
County tax rate . . . . .	1.00
Local purpose tax rate . . . . .	3.51

<b>TAXES</b>	
Local school tax . . . . .	\$187,618.48
County taxes . . . . .	44,880.53
Special district taxes . . . . .	.....
<b>Local purpose levy . . . . .</b>	<b>160,525.00</b>
<b>Total tax levy (tax duplicate) ..</b>	<b>\$393,024.01</b>

<b>Per Capita Total Tax Levy . . . . .</b>	<b>\$50.13</b>
<b>Current</b>	
1950 taxes levied (total) . . . . .	\$402,624.48
Collected in 1950 . . . . .	347,888.41
Per cent of levy collected in 1950 . . . . .	86.40
Transferred to liens . . . . .	3,431.66
Cancelled, abated or adjusted . . . . .	5,869.31
Outstanding December 31, 1950 ..	\$45,435.10

<b>All Prior Years Outstanding</b>	
Balance January 1, 1950 . . . . .	\$55,525.52
Collected in 1950 . . . . .	43,351.98
Balance December 31, 1950 . . . . .	\$10,786.69

<b>Tax Title Liens Outstanding</b>	
Balance January 1, 1950 . . . . .	\$21,546.06
Redeemed by cash . . . . .	1,872.23
Balance December 31, 1950 . . . . .	\$24,179.80

<b>Property Acquired by Deed or Foreclosure</b>	
Balance January 1, 1950 . . . . .	\$20,687.50
Sale for cash . . . . .	445.00
Balance December 31, 1950 . . . . .	\$20,537.50

<b>CAPITAL DEBT, DECEMBER 31, 1950</b>	
<b>Gross Debt</b>	
School debt . . . . .	\$154,500.00
Self-liquidating debt. . . . .	72,800.00
Other capital debt . . . . .	288,000.00
<b>TOTAL GROSS DEBT . . . . .</b>	<b>\$515,300.00</b>

<b>Per Capita Gross Debt . . . . .</b>	<b>\$65.73</b>
----------------------------------------	----------------

<b>Deductions for</b>	
School debt . . . . .	\$154,500.00
Self-liquidating debt. . . . .	42,000.00
Other capital debt . . . . .	.....
<b>TOTAL DEDUCTIONS . . . . .</b>	<b>196,500.00</b>
<b>NET DEBT . . . . .</b>	<b>\$318,800.00</b>

<b>Average Assessed Valuations</b>	
Real Property 1948-1949-1950..	\$3,980,967.00
Per Cent of Net Debt . . . . .	8.00

<b>CURRENT FINANCES DECEMBER 31, 1950</b>	
Cash . . . . .	\$64,459.06
Taxes receivable . . . . .	56,221.79
Tax title liens . . . . .	24,179.80
Foreclosed property . . . . .	20,537.50
Accounts receivable . . . . .	6,443.63
State road aid receivable . . . . .	4,671.24
Emergencies and deferred charges . . . . .	2,000.00
<b>TOTAL ASSETS . . . . .</b>	<b>\$178,513.02</b>
Cash liabilities . . . . .	41,221.52
Reserves . . . . .	107,382.72
Surplus revenue . . . . .	29,908.78
<b>TOTAL LIABILITIES AND SURPLUS . . . . .</b>	<b>\$178,513.02</b>

**PEAPACK-GLADSTONE BOROUGH—SOMERSET COUNTY**

Population Census, 1950—1,459                      Land Area 5.9 sq. mi.                      Net Valuation Taxable \$2,066,215  
 1940—1,354

<b>EXPENDITURES AND RE-REQUIRED PAYMENTS FOR 1950</b>	
<b>General Government</b>	
Administrative and executive .....	\$7,970.00
Assessment and collection of taxes .....	1,900.00
Finance Department .....	300.00
<b>Protection to Persons &amp; Property</b>	
Fire .....	2,600.00
Police .....	5,350.00
Other .....	.....
<b>Streets and Roads</b>	
Repairs and maintenance .....	10,973.33
Street lighting .....	3,250.00
<b>Sanitation</b>	
Street cleaning .....	.....
Garbage and ash removal .....	.....
Sewers .....	.....
<b>Health and Charities</b>	
Health service .....	850.00
Poor (including relief) .....	1,300.00
Hospitals (aid and maintenance) .....	200.00
Other .....	.....
<b>Recreation</b>	
Beaches and boardwalks .....	.....
Parks and playgrounds .....	.....
Other .....	500.00
<b>Educational</b>	
(Exclusive of school districts) ..	600.00
<b>Unclassified Purposes</b>	
(Including contingent) .....	400.00
<b>SUB-TOTAL—Municipal functions..</b>	<b>\$36,193.33</b>
<b>Per Capita—Municipal functions ....</b>	
Capital imp'ts and capital imp't fund .....	\$24.81
<b>Debt Service</b>	
Principal payments ..	\$1,000.00
Interest payments ..	.....
Total .....	.....
<b>Per Capita Debt Service .....</b>	
<b>Deferred Charges and Statutory Expenditures</b>	
Emergencies .....	\$2,500.00
Other deferred chgs. ....	4,246.96
Total .....	6,746.96
<b>TOTAL—Municipal expenditures ..</b>	<b>\$43,940.29</b>
<b>Required Payments for Local School, County, and Special District Taxes .....</b>	
	92,766.48
<b>TOTAL EXPENDITURES AND REQUIRED PAYMENTS .....</b>	<b>\$136,706.77</b>
Reserve for uncollected taxes .....	\$18,835.40
<b>GRAND TOTAL—Budget .....</b>	<b>\$155,542.17</b>
<b>RECEIPTS AND REVENUES REALIZED IN 1950 TO MEET EXPENDITURES AND RE-REQUIRED PAYMENTS</b>	
Surplus revenue appropriated ..	\$20,000.00
Miscellaneous revenues realized ..	11,244.63
State aid revenues realized .....	3,306.00
Delinquent taxes including	
liens—1950 collections .....	.....
Current taxes—1950 collections..	122,489.56
Emergency borrowings .....	.....
<b>TOTAL RECEIPTS AND REVENUES REALIZED .....</b>	<b>\$157,040.19</b>

<b>CAPITAL OUTLAY—1950</b>	
Beaches and boardwalks .....	.....
Buildings and equipment .....	.....
Parks and playgrounds .....	.....
Sewers .....	.....
Streets, roads and bridges .....	.....
Water supply .....	.....
Other .....	.....

<b>Tax rate .....</b>	<b>\$6.06</b>
Local school tax rate .....	3.56
County tax rate .....	0.93
Local purpose tax rate .....	1.57

<b>TAXES</b>	
Local school tax ...	\$73,529.94
County taxes .....	19,236.54
Special district taxes .....	.....
Local purpose levy .....	.....
Total tax levy (tax duplicate) ..	\$125,837.17

<b>Per Capita Total Tax Levy .....</b>	
	<b>\$86.25</b>
<b>Current</b>	
1950 taxes levied (total) .....	\$126,655.56
Collected in 1950 .....	122,489.56
Per cent of levy collected in 1950 ...	96.71
Transferred to liens .....	.....
Cancelled, abated or adjusted ..	789.37
Outstanding December 31, 1950 ..	\$3,376.63

<b>All Prior Years Outstanding</b>	
Balance January 1, 1950 .....	\$2,914.97
Collected in 1950 .....	2,898.05
Balance December 31, 1950 .....	\$4.74

<b>Tax Title Liens Outstanding</b>	
Balance January 1, 1950 .....	.....
Redeemed by cash .....	.....
Balance December 31, 1950 .....	.....

<b>Property Acquired by Deed or Foreclosure</b>	
Balance January 1, 1950 .....	.....
Sale for cash .....	.....
Balance December 31, 1950 .....	.....

<b>CAPITAL DEBT, DECEMBER 31, 1950</b>	
<b>Gross Debt</b>	
School debt .....	\$216,250.00
Self-liquidating debt. ....	.....
Other capital debt ..	.....
<b>TOTAL GROSS DEBT .....</b>	<b>\$216,250.00</b>
<b>Per Capita Gross Debt .....</b>	<b>\$148.22</b>

<b>Deductions for</b>	
School debt .....	\$107,440.00
Self-liquidating debt. ....	.....
Other capital debt ..	.....
<b>TOTAL DEDUCTIONS .....</b>	<b>107,440.00</b>
<b>NET DEBT .....</b>	<b>\$108,810.00</b>

<b>Average Assessed Valuations</b>	
Real Property 1948-1949-1950..	\$1,790,673.00
Per Cent of Net Debt .....	6.07

<b>CURRENT FINANCES DECEMBER 31, 1950</b>	
Cash .....	\$68,130.47
Taxes receivable .....	3,381.37
Tax title liens .....	.....
Foreclosed property .....	.....
Accounts receivable .....	185.99
State road aid receivable .....	.....
Emergencies and deferred charges ..	.....
<b>TOTAL ASSETS .....</b>	<b>\$71,697.83</b>
Cash liabilities .....	\$10,561.71
Reserves .....	3,567.36
Surplus revenue .....	57,568.76
<b>TOTAL LIABILITIES AND SURPLUS .....</b>	<b>\$71,697.83</b>

**PEMBERTON BOROUGH—BURLINGTON COUNTY**

Population Census, 1950—1,192  
1940—906

Land Area 0.71 sq. mi.

Net Valuation Taxable \$607,366

**EXPENDITURES AND RE-  
QUIRED PAYMENTS FOR 1950**

<b>General Government</b>	
Administrative and executive . . .	\$2,150.00
Assessment and collection of taxes	775.00
Finance Department . . . . .	225.00
<b>Protection to Persons &amp; Property</b>	
Fire . . . . .	2,525.00
Police . . . . .	1,500.00
Other . . . . .	.....
<b>Streets and Roads</b>	
Repairs and maintenance . . . . .	2,500.00
Street lighting . . . . .	3,200.00
<b>Sanitation</b>	
Street cleaning . . . . .	.....
Garbage and ash removal . . . . .	600.00
Sewers . . . . .	.....
<b>Health and Charities</b>	
Health service . . . . .	400.00
Poor (including relief) . . . . .	150.00
Hospitals (aid and maintenance) . . . . .	.....
Other . . . . .	.....
<b>Recreation</b>	
Beaches and boardwalks . . . . .	.....
Parks and playgrounds . . . . .	200.00
Other . . . . .	.....
<b>Educational</b>	
(Exclusive of school districts) . . . . .	100.00
<b>Unclassified Purposes</b>	
(Including contingent) . . . . .	100.00
<b>SUB-TOTAL—Municipal functions..</b>	<b>\$14,425.00</b>

<b>Per Capita—Municipal functions . . . . .</b>	<b>\$12.10</b>
Capital imp'ts and capital imp't fund . . . . .	.....
<b>Debt Service</b>	
Principal payments . . . . .	\$4,000.00
Interest payments . . . . .	720.00
<b>Total . . . . .</b>	<b>\$4,720.00</b>
<b>Per Capita Debt Service . . . . .</b>	<b>\$3.96</b>
<b>Deferred Charges and Statutory Expenditures</b>	
Emergencies . . . . .	.....
Other deferred chgs. . . . .	\$1,538.04
<b>Total . . . . .</b>	<b>1,538.04</b>

**TOTAL—Municipal expenditures . . . . .** \$20,683.04

**Required Payments for Local School, County, and Special District Taxes . . . . .** 28,372.79

**TOTAL EXPENDITURES AND REQUIRED PAYMENTS . . . . .** \$49,055.83

Reserve for uncollected taxes . . . . . \$5,000.00

**GRAND TOTAL—Budget . . . . .** \$54,055.83

**RECEIPTS AND REVENUES  
REALIZED IN 1950 TO MEET  
EXPENDITURES AND RE-  
QUIRED PAYMENTS**

Surplus revenue appropriated . . . . .	\$5,600.00
Miscellaneous revenues realized . . . . .	6,153.77
State aid revenues realized . . . . .	1,141.00
Delinquent taxes including	
liens—1950 collections . . . . .	3,236.78
current taxes—1950 collections . . . . .	33,834.62
Emergency borrowings . . . . .	.....
<b>TOTAL RECEIPTS AND REVENUES REALIZED . . . . .</b>	<b>\$49,966.17</b>

**CAPITAL OUTLAY—1950**

Beaches and boardwalks . . . . .	.....
Buildings and equipment . . . . .	.....
Parks and playgrounds . . . . .	.....
Sewers . . . . .	.....
Streets, roads and bridges . . . . .	.....
Water supply . . . . .	.....
Other . . . . .	\$29,941.82

<b>Tax rate . . . . .</b>	<b>\$6.00</b>
Local school tax rate . . . . .	2.72
County tax rate . . . . .	1.95
Local purpose tax rate . . . . .	1.33

**TAXES**

Local school tax . . . . .	\$16,500.00	
County taxes . . . . .	11,872.79	
Special district taxes . . . . .	.....	
<b>Local purpose levy . . . . .</b>	<b>28,372.79</b>	
<b>Total tax levy (tax duplicate) . . . . .</b>	<b>37,390.83</b>	
<b>Per Capita Total Tax Levy . . . . .</b>	<b>\$31.37</b>	

**Current**

1950 taxes levied (total) . . . . .	\$37,697.87
Collected in 1950 . . . . .	33,834.62
Per cent of levy col- lected in 1950 . . . . .	89.75
Transferred to liens . . . . .	.....
Cancelled, abated or adjusted . . . . .	72.00
Outstanding December 31, 1950 . . . . .	\$3,791.25

**All Prior Years Outstanding**

Balance January 1, 1950 . . . . .	\$3,384.38
Collected in 1950 . . . . .	3,236.78
Balance December 31, 1950 . . . . .	\$162.60

**Tax Title Liens Outstanding**

Balance January 1, 1950 . . . . .	.....
Redeemed by cash . . . . .	.....
Balance December 31, 1950 . . . . .	.....

**Property Acquired by Deed or Foreclosure**

Balance January 1, 1950 . . . . .	.....
Sale for cash . . . . .	.....
Balance December 31, 1950 . . . . .	.....

**CAPITAL DEBT, DECEMBER 31, 1950**

<b>Gross Debt</b>	
School debt . . . . .	\$24,000.00
Self-liquidating debt . . . . .	69,500.00
Other capital debt . . . . .	22,500.00
<b>TOTAL GROSS DEBT . . . . .</b>	<b>\$116,000.00</b>
<b>Per Capita Gross Debt . . . . .</b>	<b>\$97.32</b>

**Deductions for**

School debt . . . . .	\$24,000.00
Self-liquidating debt . . . . .	69,500.00
Other capital debt . . . . .	.....
<b>TOTAL DEDUCTIONS . . . . .</b>	<b>93,500.00</b>
<b>NET DEBT . . . . .</b>	<b>\$22,500.00</b>

**Average Assessed Valuations**

Real Property 1948-1949-1950 . . . . .	\$536,462.00
Per Cent of Net Debt . . . . .	4.19

**CURRENT FINANCES DECEMBER 31, 1950**

Cash . . . . .	\$15,105.91
Taxes receivable . . . . .	3,953.85
Tax title liens . . . . .	.....
Foreclosed property . . . . .	.....
Accounts receivable . . . . .	142.10
State road aid receivable . . . . .	.....
Emergencies and deferred charges . . . . .	.....
<b>TOTAL ASSETS . . . . .</b>	<b>\$19,201.86</b>

Cash liabilities . . . . .	\$4,969.37
Reserves . . . . .	4,095.95
Surplus revenue . . . . .	10,136.54

**TOTAL LIABILITIES AND SURPLUS . . . . .** \$19,201.86

**PEMBERTON TOWNSHIP—BURLINGTON COUNTY**

Population Census, 1950—4,728      Land Area 64.51 sq. mi.      Net Valuation Taxable \$2,137,610  
 1940—2,386

**EXPENDITURES AND REQUIRED PAYMENTS FOR 1950**

**General Government**

Administrative and executive .....	\$9,541.00
Assessment and collection of taxes .....	7,524.33
Finance Department .....	.....

**Protection to Persons & Property**

Fire .....	2,900.00
Police .....	2,575.67
Other .....	.....

**Streets and Roads**

Repairs and maintenance .....	8,441.05
Street lighting .....	259.42

**Sanitation**

Street cleaning .....	.....
Garbage and ash removal .....	.....
Sewers .....	.....

**Health and Charities**

Health service .....	1,120.33
Poor (including relief) .....	2,100.00
Hospitals (aid and maintenance) .....	.....
Other .....	.....

**Recreation**

Beaches and boardwalks .....	.....
Parks and playgrounds .....	1,753.20
Other .....	.....

**Educational**  
 (Exclusive of school districts) ..

**Unclassified Purposes**  
 (Including contingent) .....

**SUB-TOTAL—Municipal functions..**      \$40,165.00

**Per Capita—Municipal functions ...**      **\$8.50**

Capital imp'ts and capital imp't fund      \$8,785.00

**Debt Service**

Principal payments .	\$3,375.00
Interest payments ..	567.50

Total .....

**Per Capita Debt Service**      **\$0.83**

**Deferred Charges and Statutory Expenditures**

Emergencies .....	.....
Other deferred chgs.	\$5,958.66

Total .....

**TOTAL—Municipal expenditures ...**      \$58,851.16

**Required Payments for Local School, County, and Special District Taxes .....**      130,003.27

**TOTAL EXPENDITURES AND REQUIRED PAYMENTS .....**      \$188,854.43

Reserve for uncollected taxes .....

**GRAND TOTAL—Budget .....**      \$210,994.43

**RECEIPTS AND REVENUES REALIZED IN 1950 TO MEET EXPENDITURES AND REQUIRED PAYMENTS**

Surplus revenue appropriated ..	\$16,629.19
Miscellaneous revenues realized.	38,231.15
State aid revenues realized .....	11,704.00
Delinquent taxes including	.....
liens—1950 collections .....	18,111.89
current taxes—1950 collections..	109,426.64
Emergency borrowings .....	.....

**TOTAL RECEIPTS AND REVENUES REALIZED .....**      \$194,102.87

**CAPITAL OUTLAY—1950**

Beaches and boardwalks .....	.....
Buildings and equipment .....	.....
Parks and playgrounds .....	.....
Sewers .....	.....
Streets, roads and bridges .....	.....
Water supply .....	\$33,042.05
Other .....	.....

<b>Tax rate .....</b>	<b>\$6.12</b>
Local school tax rate .....	3.98
County tax rate .....	1.94
Local purpose tax rate .....	0.20

**TAXES**

Local school tax ...	\$85,049.52
County taxes .....	41,569.50
Special district taxes .....	3,384.25

---

Local purpose levy .....	\$130,003.27
.....	3,850.00

---

Total tax levy (tax duplicate) ..

---

**Per Capita Total Tax Levy .....**      **\$28.31**

**Current**

1950 taxes levied (total) .....	\$135,034.16
Collected in 1950 .....	109,426.64
Per cent of levy collected in 1950 ...	81.03
Transferred to liens .....	7,003.37
Cancelled, abated or adjusted ..	348.84
Outstanding December 31, 1950 ..	\$18,255.31

**All Prior Years Outstanding**

Balance January 1, 1950 .....	\$16,369.24
Collected in 1950 .....	15,360.62
Balance December 31, 1950 .....	\$104.07

**Tax Title Liens Outstanding**

Balance January 1, 1950 .....	\$166,061.58
Redeemed by cash .....	2,751.27
Balance December 31, 1950 .....	\$170,901.16

**Property Acquired by Deed or Foreclosure**

Balance January 1, 1950 .....	\$2,440.50
Sale for cash .....	8,219.83
Balance December 31, 1950 .....	\$2,260.50

**CAPITAL DEBT, DECEMBER 31, 1950**

**Gross Debt**

School debt .....	\$60,500.00
Self-liquidating debt.	69,000.00
Other capital debt ..	1,000.00

**TOTAL GROSS DEBT .....**      **\$130,500.00**

**Per Capita Gross Debt .....**      **\$27.60**

**Deductions for**

School debt .....	\$60,500.00
Self-liquidating debt.	69,000.00
Other capital debt ..	.....

**TOTAL DEDUCTIONS .....**      **129,500.00**

**NET DEBT .....**      **\$1,000.00**

**Average Assessed Valuations**

**Real Property 1948-1949-1950..**      **\$1,857,948.00**

**Per Cent of Net Debt .....**      **0.05**

**CURRENT FINANCES DECEMBER 31, 1950**

Cash .....	\$40,595.60
Taxes receivable .....	18,359.38
Tax title liens .....	170,901.16
Foreclosed property .....	2,260.50
Accounts receivable .....	4,864.56
State road aid receivable .....	11,101.78
Emergencies and deferred charges ..	1,812.57

---

**TOTAL ASSETS .....**      **\$249,895.55**

Cash liabilities .....	\$22,132.36
Reserves .....	196,385.60
Surplus revenue .....	31,377.59

---

**TOTAL LIABILITIES AND SURPLUS .....**      **\$249,895.55**

**PENNINGTON BOROUGH—MERCER COUNTY**

Population Census, 1950—1,675  
1940—1,492

Land Area 0.99 sq. mi.

Net Valuation Taxable \$1,735,970

**EXPENDITURES AND RE-  
QUIRED PAYMENTS FOR 1950**

<b>General Government</b>	
Administrative and executive . . .	\$6,071.59
Assessment and collection of taxes	2,113.41
Finance Department . . . . .	.....
<b>Protection to Persons &amp; Property</b>	
Fire . . . . .	3,300.00
Police . . . . .	3,349.23
Other . . . . .	.....
<b>Streets and Roads</b>	
Repairs and maintenance . . . . .	15,696.80
Street lighting . . . . .	3,000.00
<b>Sanitation</b>	
Street cleaning . . . . .	.....
Garbage and ash removal . . . . .	3,325.00
Sewers . . . . .	.....
<b>Health and Charities</b>	
Health service . . . . .	875.00
Poor (including relief) . . . . .	1,075.00
Hospitals (aid and maintenance) . . . . .	.....
Other . . . . .	.....
<b>Recreation</b>	
Beaches and boardwalks . . . . .	.....
Parks and playgrounds . . . . .	208.09
Other . . . . .	.....
<b>Educational</b>	
(Exclusive of school districts) . . . . .	580.00
<b>Unclassified Purposes</b>	
(Including contingent) . . . . .	2,317.50
<b>SUB-TOTAL—Municipal functions..</b>	<b>\$41,911.62</b>

<b>Per Capita—Municipal functions . . . . .</b>	<b>\$25.02</b>
Capital imp'ts and capital imp't fund	\$4,628.38
<b>Debt Service</b>	
Principal payments . . . . .	\$1,000.00
Interest payments . . . . .	350.00
<b>Total . . . . .</b>	<b>1,350.00</b>
<b>Per Capita Debt Service . . . . .</b>	<b>\$0.81</b>
<b>Deferred Charges and Statutory Expenditures</b>	
Emergencies . . . . .	\$500.00
Other deferred chgs. . . . .	.....
<b>Total . . . . .</b>	<b>500.00</b>

**TOTAL—Municipal expenditures . . . . . \$48,390.00**

**Required Payments for Local School, County, and Special District Taxes . . . . . 66,766.11**

**TOTAL EXPENDITURES AND REQUIRED PAYMENTS . . . . . \$115,156.11**

Reserve for uncollected taxes . . . . . \$9,705.03

**GRAND TOTAL—Budget . . . . . \$124,861.14**

**RECEIPTS AND REVENUES  
REALIZED IN 1950 TO MEET  
EXPENDITURES AND RE-  
QUIRED PAYMENTS**

Surplus revenue appropriated . . . . .	\$1,200.00
Miscellaneous revenues realized . . . . .	10,044.15
State aid revenues realized . . . . .	12,623.70
<b>Delinquent taxes including</b>	
liens—1950 collections . . . . .	5,031.31
Current taxes—1950 collections..	92,832.15
Emergency borrowings . . . . .	.....
<b>TOTAL RECEIPTS AND REVENUES REALIZED . . . . .</b>	<b>\$121,731.31</b>

**CAPITAL OUTLAY—1950**

Beaches and boardwalks . . . . .	.....
Buildings and equipment . . . . .	.....
Parks and playgrounds . . . . .	.....
Sewers . . . . .	.....
Streets, roads and bridges . . . . .	.....
Water supply . . . . .	.....
Other . . . . .	\$570.00

<b>Tax rate . . . . .</b>	<b>\$5.56</b>
Local school tax rate . . . . .	2.76
County tax rate . . . . .	1.09
Local purpose tax rate . . . . .	1.71

**TAXES**

Local school tax . . . . .	\$47,862.01
County taxes . . . . .	18,904.10
Special district taxes . . . . .	.....
<b>Local purpose levy . . . . .</b>	<b>\$66,766.11</b>
<b>Total tax levy (tax duplicate) ..</b>	<b>\$97,561.14</b>
<b>Per Capita Total Tax Levy . . . . .</b>	<b>\$58.25</b>

**Current**

1950 taxes levied (total) . . . . .	\$99,047.13
Collected in 1950 . . . . .	92,832.15
Per cent of levy col- lected in 1950 . . . . .	93.82
Transferred to liens . . . . .	95.15
Cancelled, abated or adjusted . . . . .	556.19
Outstanding December 31, 1950 ..	\$5,563.64

**All Prior Years Outstanding**

Balance January 1, 1950 . . . . .	\$5,553.10
Collected in 1950 . . . . .	4,664.44
Balance December 31, 1950 . . . . .	\$550.77

**Tax Title Liens Outstanding**

Balance January 1, 1950 . . . . .	\$971.21
Redeemed by cash . . . . .	366.87
Balance December 31, 1950 . . . . .	\$699.49

**Property Acquired by Deed or**

<b>Foreclosure</b>	
Balance January 1, 1950 . . . . .	\$1,920.00
Sale for cash . . . . .	400.00
Balance December 31, 1950 . . . . .	\$1,720.00

**CAPITAL DEBT, DECEMBER 31, 1950**

<b>Gross Debt</b>	
School debt . . . . .	\$21,130.00
Self-liquidating debt. . . . .	55,000.00
Other capital debt . . . . .	3,563.00
<b>TOTAL GROSS DEBT . . . . .</b>	<b>\$79,693.00</b>
<b>Per Capita Gross Debt . . . . .</b>	<b>\$47.58</b>

**Deductions for**

School debt . . . . .	\$21,130.00
Self-liquidating debt. . . . .	55,000.00
Other capital debt . . . . .	.....
<b>TOTAL DEDUCTIONS . . . . .</b>	<b>76,130.00</b>
<b>NET DEBT . . . . .</b>	<b>\$3,563.00</b>

**Average Assessed Valuations**

Real Property 1948-1949-1950..	\$1,544,756.00
Per Cent of Net Debt . . . . .	0.23

**CURRENT FINANCES DECEMBER 31, 1950**

Cash . . . . .	\$82,158.09
Taxes receivable . . . . .	6,114.41
Tax title liens . . . . .	699.49
Foreclosed property . . . . .	1,720.00
Accounts receivable . . . . .	1,476.32
State road aid receivable . . . . .	12,300.00
Emergencies and deferred charges . . . . .	.....
<b>TOTAL ASSETS . . . . .</b>	<b>\$104,468.31</b>
Cash liabilities . . . . .	\$3,373.86
Reserves . . . . .	10,010.22
Surplus revenue . . . . .	91,084.23
<b>TOTAL LIABILITIES AND SURPLUS . . . . .</b>	<b>\$104,468.31</b>

**PENNSAUKEN TOWNSHIP—CAMDEN COUNTY**

Population Census, 1950—22,753  
1940—17,745

Land Area 10.21 sq. mi.

Net Valuation Taxable \$21,905,089

<b>EXPENDITURES AND REQUIRED PAYMENTS FOR 1950</b>	
<b>General Government</b>	
Administrative and executive .....	\$34,877.61
Assessment and collection of taxes .....	33,500.00
Finance Department .....	3,400.00
<b>Protection to Persons &amp; Property</b>	
Fire .....	49,122.39
Police .....	95,500.00
Other .....	.....
<b>Streets and Roads</b>	
Repairs and maintenance .....	52,253.31
Street lighting .....	27,000.00
<b>Sanitation</b>	
Street cleaning .....	.....
Garbage and ash removal .....	62,292.50
Sewers .....	19,000.00
<b>Health and Charities</b>	
Health service .....	6,000.00
Poor (including relief) .....	14,900.00
Hospitals (aid and maintenance) .....	.....
Other .....	.....
<b>Recreation</b>	
Beaches and boardwalks .....	.....
Parks and playgrounds .....	8,000.00
Other .....	11,414.19
<b>Educational</b>	
(Exclusive of school districts) ..	.....
<b>Unclassified Purposes</b>	
(Including contingent) .....	14,500.00
<b>SUB-TOTAL—Municipal functions..</b>	<b>\$431,760.00</b>

<b>Per Capita—Municipal functions .....</b>	<b>\$18.98</b>
Capital imp'ts and capital imp't fund .....	\$5,000.00
<b>Debt Service</b>	
Principal payments ..	\$179,000.00
Interest payments ..	94,800.00
Total .....	273,800.00
<b>Per Capita Debt Service .....</b>	<b>\$12.03</b>
<b>Deferred Charges and Statutory Expenditures</b>	
Emergencies .....	\$6,700.00
Other deferred chgs. ....	1,776.11
Total .....	8,476.11
<b>TOTAL—Municipal expenditures ..</b>	<b>\$719,036.11</b>

<b>Required Payments for Local School, County, and Special District Taxes .....</b>	<b>809,563.73</b>
-------------------------------------------------------------------------------------	-------------------

<b>TOTAL EXPENDITURES AND REQUIRED PAYMENTS .....</b>	<b>\$1,528,599.84</b>
Reserve for uncollected taxes .....	\$90,481.98
<b>GRAND TOTAL—Budget .....</b>	<b>\$1,619,081.82</b>

<b>RECEIPTS AND REVENUES REALIZED IN 1950 TO MEET EXPENDITURES AND REQUIRED PAYMENTS</b>	
Surplus revenue appropriated ..	\$164,000.00
Miscellaneous revenues realized. ....	257,730.52
State aid revenues realized .....	19,440.08
Delinquent taxes including	
liens—1950 collections .....	67,743.62
current taxes—1950 collections..	1,060,379.77
Emergency borrowings .....	.....
<b>TOTAL RECEIPTS AND REVENUES REALIZED .....</b>	<b>\$1,569,293.99</b>

**CAPITAL OUTLAY—1950**

Beaches and boardwalks .....	.....
Buildings and equipment .....	\$32,182.69
Parks and playgrounds .....	.....
Sewers .....	24,019.34
Streets, roads and bridges .....	81,218.17
Water supply .....	.....
Other .....	.....

<b>Tax rate .....</b>	<b>\$5.16</b>
Local school tax rate .....	2.26
County tax rate .....	1.43
Local purpose tax rate .....	1.47

**TAXES**

Local school tax ...	\$497,144.72
County taxes .....	312,419.01
Special district taxes .....	.....
<b>Local purpose levy .....</b>	<b>\$809,563.73</b>
	319,507.63
<b>Total tax levy (tax duplicate) ..</b>	<b>\$1,129,071.36</b>
<b>Per Capita Total Tax Levy .....</b>	<b>\$49.62</b>

<b>Current</b>	
1950 taxes levied (total) .....	\$1,143,611.95
Collected in 1950 .....	1,060,379.77
Per cent of levy collected in 1950 ...	92.72
Transferred to liens .....	7,000.00
Cancelled, abated or adjusted ..	.....
Outstanding December 31, 1950 ..	\$76,232.18

<b>All Prior Years Outstanding</b>	
Balance January 1, 1950 .....	\$100,214.19
Collected in 1950 .....	63,058.84
Balance December 31, 1950 .....	\$37,155.35

<b>Tax Title Liens Outstanding</b>	
Balance January 1, 1950 .....	\$39,368.53
Redeemed by cash .....	4,684.78
Balance December 31, 1950 .....	\$41,683.75

<b>Property Acquired by Deed or Foreclosure</b>	
Balance January 1, 1950 .....	\$1,184,367.60
Sale for cash .....	125,533.51
Balance December 31, 1950 .....	\$1,058,834.09

**CAPITAL DEBT, DECEMBER 31, 1950**

<b>Gross Debt</b>	
School debt .....	\$465,000.00
Self-liquidating debt. ....	809,097.00
Other capital debt ..	2,991,475.00
<b>TOTAL GROSS DEBT .....</b>	<b>\$4,265,572.00</b>
<b>Per Capita Gross Debt .....</b>	<b>\$187.47</b>

<b>Deductions for</b>	
School debt .....	\$465,000.00
Self-liquidating debt. ....	809,097.00
Other capital debt ..	20,027.00
<b>TOTAL DEDUCTIONS .....</b>	<b>1,294,124.00</b>
<b>NET DEBT .....</b>	<b>\$2,971,448.00</b>

<b>Average Assessed Valuations</b>	
Real Property 1948-1949-1950..	\$19,891,889.00
Per Cent of Net Debt .....	14.93

**CURRENT FINANCES DECEMBER 31, 1950**

Cash .....	\$434,491.63
Taxes receivable .....	113,387.53
Tax title liens .....	41,683.75
Foreclosed property .....	1,058,834.09
Accounts receivable .....	700.28
State road aid receivable .....	496.11
Emergencies and deferred charges ..	2,929.90
<b>TOTAL ASSETS .....</b>	<b>\$1,652,523.29</b>

Cash liabilities .....	\$66,344.57
Reserves .....	1,214,605.65
Surplus revenue .....	371,573.07
<b>TOTAL LIABILITIES AND SURPLUS .....</b>	<b>\$1,652,523.29</b>

**PENNS GROVE BOROUGH—SALEM COUNTY**

Population Census, 1950—6,678  
1940—6,488

Land Area 0.78 sq. ml.

Net Valuation Taxable \$3,242,734

**EXPENDITURES AND REQUIRED PAYMENTS FOR 1950**

<b>General Government</b>	
Administrative and executive . . . . .	\$16,190.00
Assessment and collection of taxes	4,050.00
Finance Department . . . . .	.....
<b>Protection to Persons &amp; Property</b>	
Fire . . . . .	15,315.00
Police . . . . .	34,875.00
Other . . . . .	.....
<b>Streets and Roads</b>	
Repairs and maintenance . . . . .	18,745.00
Street lighting . . . . .	15,000.00
<b>Sanitation</b>	
Street cleaning . . . . .	3,000.00
Garbage and ash removal . . . . .	7,000.00
Sewers . . . . .	1,800.00
<b>Health and Charities</b>	
Health service . . . . .	3,900.00
Poor (including relief) . . . . .	8,100.00
Hospitals (aid and maintenance) . . . . .	1,500.00
Other . . . . .	650.00
<b>Recreation</b>	
Beaches and boardwalks . . . . .	.....
Parks and playgrounds . . . . .	.....
Other . . . . .	.....
<b>Educational</b>	
(Exclusive of school districts) . . . . .	1,200.00
<b>Unclassified Purposes</b>	
(Including contingent) . . . . .	1,000.00
<b>SUB-TOTAL—Municipal functions..</b>	<b>\$132,325.00</b>

<b>Per Capita—Municipal functions . . . . .</b>	<b>\$19.82</b>
Capital imp'ts and capital imp't fund	.....
<b>Debt Service</b>	
Principal payments . . . . .	\$20,450.00
Interest payments . . . . .	1,500.00
<b>Total . . . . .</b>	<b>\$21,950.00</b>
<b>Per Capita Debt Service . . . . .</b>	
<b>Deferred Charges and Statutory Expenditures</b>	<b>\$3.29</b>
Emergencies . . . . .	\$1,500.00
Other deferred chgs. . . . .	.....
<b>Total . . . . .</b>	<b>1,500.00</b>
<b>TOTAL—Municipal expenditures . . . . .</b>	<b>\$155,775.00</b>

<b>Required Payments for Local School, County, and Special District Taxes . . . . .</b>	<b>150,321.18</b>
-----------------------------------------------------------------------------------------	-------------------

**TOTAL EXPENDITURES AND REQUIRED PAYMENTS . . . . . \$306,096.18**

Reserve for uncollected taxes . . . . .	\$46,316.91
<b>GRAND TOTAL—Budget . . . . .</b>	<b>\$352,413.09</b>

**RECEIPTS AND REVENUES REALIZED IN 1950 TO MEET EXPENDITURES AND REQUIRED PAYMENTS**

Surplus revenue appropriated . . . . .	\$9,000.00
Miscellaneous revenues realized . . . . .	42,360.29
State aid revenues realized . . . . .	13,308.50
Delinquent taxes including	
liens—1950 collections . . . . .	26,570.32
Current taxes—1950 collections..	236,543.96
Emergency borrowings . . . . .	4,000.00
<b>TOTAL RECEIPTS AND REVENUES REALIZED . . . . .</b>	<b>\$331,783.07</b>

**CAPITAL OUTLAY—1950**

Beaches and boardwalks . . . . .	.....
Buildings and equipment . . . . .	\$17,099.00
Parks and playgrounds . . . . .	.....
Sewers . . . . .	.....
Streets, roads and bridges . . . . .	.....
Water supply . . . . .	.....
Other . . . . .	.....

<b>Tax rate . . . . .</b>	<b>\$8.36</b>
Local school tax rate . . . . .	3.58
County tax rate . . . . .	1.05
Local purpose tax rate . . . . .	3.73

**TAXES**

Local school tax . . . . .	\$116,232.76	
County taxes . . . . .	34,088.42	
Special district taxes . . . . .	.....	
Local purpose levy . . . . .	.....	\$150,321.18
		117,539.91
<b>Total tax levy (tax duplicate) ..</b>		<b>\$267,861.09</b>

**Per Capita Total Tax Levy . . . . . \$40.11**

**Current**

1950 taxes levied (total) . . . . .	\$274,361.97
Collected in 1950 . . . . .	236,543.96
Per cent of levy collected in 1950 . . . . .	86.21
Transferred to liens . . . . .	571.57
Cancelled, abated or adjusted . . . . .	2,204.78
Outstanding December 31, 1950 ..	\$35,041.66

**All Prior Years Outstanding**

Balance January 1, 1950 . . . . .	\$34,837.11
Collected in 1950 . . . . .	25,987.02
Balance December 31, 1950 . . . . .	\$8,719.29

**Tax Title Liens Outstanding**

Balance January 1, 1950 . . . . .	\$2,117.74
Redeemed by cash . . . . .	583.30
Balance December 31, 1950 . . . . .	\$2,256.46

**Property Acquired by Deed or Foreclosure**

Balance January 1, 1950 . . . . .	.....
Sale for cash . . . . .	.....
Balance December 31, 1950 . . . . .	.....

**CAPITAL DEBT, DECEMBER 31, 1950**

<b>Gross Debt</b>	
School debt . . . . .	\$384,011.00
Self-liquidating debt. . . . .	.....
Other capital debt . . . . .	16,099.00

**TOTAL GROSS DEBT . . . . . \$400,110.00**

**Per Capita Gross Debt . . . . . \$59.91**

**Deductions for**

School debt . . . . .	\$232,056.00
Self-liquidating debt. . . . .	.....
Other capital debt . . . . .	.....

**TOTAL DEDUCTIONS . . . . . 232,056.00**

**NET DEBT . . . . . \$168,054.00**

**Average Assessed Valuations**

Real Property 1948-1949-1950..	\$2,900,707.00
Per Cent of Net Debt . . . . .	5.79

**CURRENT FINANCES DECEMBER 31, 1950**

Cash . . . . .	\$48,011.51
Taxes receivable . . . . .	43,760.95
Tax title liens . . . . .	2,256.46
Foreclosed property . . . . .	.....
Accounts receivable . . . . .	546.04
State road aid receivable . . . . .	6,137.59
Emergencies and deferred charges . . . . .	4,000.00

**TOTAL ASSETS . . . . . \$104,712.55**

Cash liabilities . . . . .	\$16,299.90
Reserves . . . . .	46,563.45
Surplus revenue . . . . .	41,849.20

**TOTAL LIABILITIES AND SURPLUS . . . . . \$104,712.55**

**PEQUANNOCK TOWNSHIP—MORRIS COUNTY**

Population Census, 1950—5,257  
1940—2,856

Land Area 6.9 sq. mi.

Net Valuation Taxable \$3,485,175

**EXPENDITURES AND REQUIRED PAYMENTS FOR 1950**

<b>General Government</b>	
Administrative and executive .....	\$19,695.00
Assessment and collection of taxes .....	6,180.00
Finance Department .....	775.00
<b>Protection to Persons &amp; Property</b>	
Fire .....	11,880.00
Police .....	13,350.00
Other .....	.....
<b>Streets and Roads</b>	
Repairs and maintenance .....	21,537.22
Street lighting .....	7,400.00
<b>Sanitation</b>	
Street cleaning .....	.....
Garbage and ash removal .....	.....
Sewers .....	.....
<b>Health and Charities</b>	
Health service .....	300.00
Poor (including relief) .....	575.00
Hospitals (aid and maintenance) .....	.....
Other .....	.....
<b>Recreation</b>	
Beaches and boardwalks .....	.....
Parks and playgrounds .....	.....
Other .....	.....
<b>Educational</b>	
(Exclusive of school districts) ..	1,170.00
<b>Unclassified Purposes</b>	
(Including contingent) .....	840.00

**SUB-TOTAL—Municipal functions..** \$83,702.22

<b>Per Capita—Municipal functions .....</b>	<b>\$15.92</b>
Capital imp'ts and capital imp't fund .....	\$1,000.00
<b>Debt Service</b>	
Principal payments .....	.....
Interest payments .....	.....

Total .....

<b>Per Capita Debt Service .....</b>	<b>.....</b>
<b>Deferred Charges and Statutory Expenditures</b>	
Emergencies .....	\$9,500.00
Other deferred chgs. ....	19,325.18

Total .....

**TOTAL—Municipal expenditures ...** \$113,527.40

**Required Payments for Local School, County, and Special District Taxes .....** 193,174.40

**TOTAL EXPENDITURES AND REQUIRED PAYMENTS .....** \$306,701.80

Reserve for uncollected taxes .....

**GRAND TOTAL—Budget .....** \$345,591.74

**RECEIPTS AND REVENUES REALIZED IN 1950 TO MEET EXPENDITURES AND REQUIRED PAYMENTS**

Surplus revenue appropriated ..	\$38,500.00
Miscellaneous revenues realized.	38,361.54
State aid revenues realized .....	4,479.21
<b>Delinquent taxes including</b>	
liens—1950 collections .....	16,737.17
Current taxes—1950 collections..	247,257.63
Emergency borrowings .....	.....

**TOTAL RECEIPTS AND REVENUES REALIZED .....** \$345,335.55

**CAPITAL OUTLAY—1950**

Beaches and boardwalks .....	.....
Buildings and equipment .....	.....
Parks and playgrounds .....	.....
Sewers .....	.....
Streets, roads and bridges .....	\$1,525.00
Water supply .....	494.80
Other .....	.....

<b>Tax rate .....</b>	<b>\$7.20</b>
Local school tax rate .....	4.54
County tax rate .....	1.00
Local purpose tax rate .....	1.75

**TAXES**

Local school tax ...	\$158,247.55	
County taxes .....	34,926.85	
Special district taxes .....	.....	
Local purpose levy .....	.....	\$193,174.40
Total tax levy (tax duplicate) ..	.....	<u>60,766.34</u>
		<u>\$253,940.74</u>

**Per Capita Total Tax Levy .....** **\$48.31**

**Current**

1950 taxes levied (total) .....	\$272,942.01
Collected in 1950 .....	247,257.63
Per cent of levy collected in 1950 ...	90.59
Transferred to liens .....	1,448.79
Cancelled, abated or adjusted ...	2,902.70
Outstanding December 31, 1950 ..	<u>\$21,332.89</u>

**All Prior Years Outstanding**

Balance January 1, 1950 .....	\$20,646.66
Collected in 1950 .....	16,061.53
Balance December 31, 1950 .....	<u>\$1,547.28</u>

**Tax Title Liens Outstanding**

Balance January 1, 1950 .....	\$16,795.14
Redeemed by cash .....	675.64
Balance December 31, 1950 .....	<u>\$17,668.34</u>

**Property Acquired by Deed or Foreclosure**

Balance January 1, 1950 .....	\$3,735.00
Sale for cash .....	900.00
Balance December 31, 1950 .....	<u>\$3,685.00</u>

**CAPITAL DEBT, DECEMBER 31, 1950**

<b>Gross Debt</b>	
School debt .....	\$390,000.00
Self-liquidating debt. ....	67,500.00
Other capital debt ..	16,400.00
<b>TOTAL GROSS DEBT .....</b>	<b>\$473,900.00</b>
<b>Per Capita Gross Debt .....</b>	<b>\$90.15</b>

**Deductions for**

School debt .....	\$175,180.00
Self-liquidating debt. ....	67,500.00
Other capital debt ..	.....
<b>TOTAL DEDUCTIONS .....</b>	<b>242,680.00</b>
<b>NET DEBT .....</b>	<b>\$231,220.00</b>

**Average Assessed Valuations**

Real Property 1948-1949-1950..	\$2,919,673.00
Per Cent of Net Debt .....	7.91

**CURRENT FINANCES DECEMBER 31, 1950**

Cash .....	\$97,295.21
Taxes receivable .....	22,880.17
Tax title liens .....	17,668.34
Foreclosed property .....	3,685.00
Accounts receivable .....	2,753.40
State road aid receivable .....	6,878.74
Emergencies and deferred charges ..	960.55
<b>TOTAL ASSETS .....</b>	<b>\$152,121.41</b>

Cash liabilities .....	\$23,760.75
Reserves .....	46,986.91
Surplus revenue .....	81,373.75

**TOTAL LIABILITIES AND SURPLUS .....** \$152,121.41

**PERTH AMBOY CITY—MIDDLESEX COUNTY**

Population Census, 1950—41,291  
1940—41,242

Land Area 4.6 sq. mi.

Net Valuation Taxable \$52,305,500

**EXPENDITURES AND REQUIRED PAYMENTS FOR 1950**

<b>General Government</b>	
Administrative and executive . . .	\$217,497.56
Assessment and collection of taxes	46,242.42
Finance Department . . . . .	18,020.00
<b>Protection to Persons &amp; Property</b>	
Fire . . . . .	192,142.02
Police . . . . .	336,097.30
Other . . . . .	45,516.00
<b>Streets and Roads</b>	
Repairs and maintenance . . . . .	55,094.83
Street lighting . . . . .	51,863.98
<b>Sanitation</b>	
Street cleaning . . . . .	120,511.71
Garbage and ash removal . . . . .	124,064.03
Sewers . . . . .	112,214.43
<b>Health and Charities</b>	
Health service . . . . .	57,840.00
Poor (including relief) . . . . .	149,078.00
Hospitals (aid and maintenance) . .	10,000.00
Other . . . . .	
<b>Recreation</b>	
Beaches and boardwalks . . . . .	
Parks and playgrounds . . . . .	80,749.74
Other . . . . .	84,335.33
<b>Educational</b>	
(Exclusive of school districts) . .	41,104.25
<b>Unclassified Purposes</b>	
(Including contingent) . . . . .	147,882.76
<b>SUB-TOTAL—Municipal functions..</b>	<b>\$1,890,254.36</b>

<b>Per Capita—Municipal functions . . . . .</b>	<b>\$45.78</b>
Capital imp'ts and capital imp't fund	\$57,057.00
<b>Debt Service</b>	
Principal payments . . . . .	\$232,079.54
Interest payments . . . . .	349,889.50
<b>Total . . . . .</b>	<b>581,969.04</b>
<b>Per Capita Debt Service . . . . .</b>	<b>\$14.09</b>
<b>Deferred Charges and Statutory Expenditures</b>	
Emergencies . . . . .	\$30,000.00
Other deferred chgs. . . . .	137,223.53
<b>Total . . . . .</b>	<b>167,223.53</b>

<b>TOTAL—Municipal expenditures . . .</b>	<b>\$2,696,503.93</b>
<b>Required Payments for Local School, County, and Special District Taxes . . . . .</b>	
	1,976,384.61

<b>TOTAL EXPENDITURES AND REQUIRED PAYMENTS . . . . .</b>	<b>\$4,672,888.54</b>
Reserve for uncollected taxes . . . . .	\$257,087.01
<b>GRAND TOTAL—Budget . . . . .</b>	<b>\$4,929,975.55</b>

**RECEIPTS AND REVENUES REALIZED IN 1950 TO MEET EXPENDITURES AND REQUIRED PAYMENTS**

Surplus revenue appropriated . . . . .	\$293,000.00
Miscellaneous revenues realized . . .	906,296.30
State aid revenues realized . . . . .	27,057.00
Delinquent taxes including	
liens—1950 collections . . . . .	187,752.90
Current taxes—1950 collections..	3,422,467.17
Emergency borrowings . . . . .	
<b>TOTAL RECEIPTS AND REVENUES REALIZED . . . . .</b>	<b>\$4,836,573.37</b>

**CAPITAL OUTLAY—1950**

Beaches and boardwalks . . . . .	
Buildings and equipment . . . . .	\$17,166.35
Parks and playgrounds . . . . .	9,096.99
Sewers . . . . .	
Streets, roads and bridges . . . . .	20,418.25
Water supply . . . . .	
Other . . . . .	23,481.67

<b>Tax rate . . . . .</b>	<b>\$6.76</b>
Local school tax rate . . . . .	2.18
County tax rate . . . . .	1.62
Local purpose tax rate . . . . .	2.96

**TAXES**

Local school tax . . . \$1,139,642.53	
County taxes . . . . . 836,742.08	
Special district taxes . . . . .	
<b>Local purpose levy . . . . .</b>	<b>\$1,976,384.61</b>
	1,565,085.33
<b>Total tax levy (tax duplicate) . .</b>	<b>\$3,541,469.94</b>
<b>Per Capita Total Tax Levy . . . . .</b>	<b>\$85.77</b>

<b>Current</b>	
1950 taxes levied (total) . . . . .	\$3,651,549.22
Collected in 1950 . . . . .	3,422,467.17
Per cent of levy collected in 1950 . . . . .	93.72
Transferred to liens . . . . .	8,691.99
Cancelled, abated or adjusted . . . .	36,787.79
Outstanding December 31, 1950 . .	\$183,602.27

<b>All Prior Years Outstanding</b>	
Balance January 1, 1950 . . . . .	\$278,126.50
Collected in 1950 . . . . .	177,702.61
Balance December 31, 1950 . . . . .	\$96,435.95

<b>Tax Title Liens Outstanding</b>	
Balance January 1, 1950 . . . . .	\$94,641.60
Redeemed by cash . . . . .	10,050.29
Balance December 31, 1950 . . . . .	\$70,455.53

<b>Property Acquired by Deed or Foreclosure</b>	
Balance January 1, 1950 . . . . .	\$398,443.00
Sale for cash . . . . .	66,249.25
Balance December 31, 1950 . . . . .	\$378,783.00

**CAPITAL DEBT, DECEMBER 31, 1950**

<b>Gross Debt</b>	
School debt . . . . .	\$985,000.00
Self-liquidating debt. . . . .	775,000.00
Other capital debt . . . . .	8,136,000.00
<b>TOTAL GROSS DEBT . . . . .</b>	<b>\$9,896,000.00</b>
<b>Per Capita Gross Debt . . . . .</b>	<b>\$239.66</b>

<b>Deductions for</b>	
School debt . . . . .	\$985,000.00
Self-liquidating debt. . . . .	775,000.00
Other capital debt . . . . .	198,016.00
<b>TOTAL DEDUCTIONS . . . . .</b>	<b>1,958,016.00</b>
<b>NET DEBT . . . . .</b>	<b>\$7,937,984.00</b>

<b>Average Assessed Valuations</b>	
Real Property 1948-1949-1950..	\$43,916,844.00
<b>Per Cent of Net Debt . . . . .</b>	<b>18.07</b>

**CURRENT FINANCES DECEMBER 31, 1950**

Cash . . . . .	\$537,465.19
Taxes receivable . . . . .	280,038.22
Tax title liens . . . . .	70,455.53
Foreclosed property . . . . .	373,783.00
Accounts receivable . . . . .	23,352.79
State road aid receivable . . . . .	
Emergencies and deferred charges . .	87,733.36
<b>TOTAL ASSETS . . . . .</b>	<b>\$1,377,828.09</b>

Cash liabilities . . . . .	\$83,800.89
Reserves . . . . .	752,629.54
Surplus revenue . . . . .	541,397.66

<b>TOTAL LIABILITIES AND SURPLUS . . . . .</b>	<b>\$1,377,828.09</b>
------------------------------------------------	-----------------------

**PHILLIPSBURG TOWN—WARREN COUNTY**

Population Census, 1950—18,909  
1940—18,314

Land Area 3.7 sq. mi.

Net Valuation Taxable \$15,896,427

**EXPENDITURES AND RE-  
QUIRED PAYMENTS FOR 1950**

<b>General Government</b>	
Administrative and executive .....	\$55,661.49
Assessment and collection of taxes .....	32,308.26
Finance Department .....	2,000.00
<b>Protection to Persons &amp; Property</b>	
Fire .....	25,786.43
Police .....	94,822.58
Other .....	.....
<b>Streets and Roads</b>	
Repairs and maintenance .....	63,521.11
Street lighting .....	26,918.57
<b>Sanitation</b>	
Street cleaning .....	.....
Garbage and ash removal .....	28,178.78
Sewers .....	22,582.00
<b>Health and Charities</b>	
Health service .....	8,300.00
Poor (including relief) .....	28,916.00
Hospitals (aid and maintenance) .....	4,000.00
Other .....	.....
<b>Recreation</b>	
Beaches and boardwalks .....	.....
Parks and playgrounds .....	15,510.25
Other .....	.....
<b>Educational</b>	
(Exclusive of school districts) ..	9,050.00
<b>Unclassified Purposes</b>	
(Including contingent) .....	17,252.00
<b>SUB-TOTAL—Municipal functions..</b>	<b>\$434,807.47</b>

<b>Per Capita—Municipal functions ...</b>	<b>\$22.99</b>
Capital imp'ts and capital imp't fund .....	\$11,111.11
<b>Debt Service</b>	
Principal payments ..	\$95,860.47
Interest payments ..	52,149.00
<b>Total .....</b>	<b>148,009.47</b>
<b>Per Capita Debt Service .....</b>	<b>\$7.83</b>
<b>Deferred Charges and Statutory Expenditures</b>	
Emergencies .....	.....
Other deferred chgs. ....	\$5,862.06
<b>Total .....</b>	<b>5,862.06</b>
<b>TOTAL—Municipal expenditures ...</b>	<b>\$599,790.11</b>

**Required Payments for Local School, County, and Special District Taxes .....** 617,589.99

<b>TOTAL EXPENDITURES AND REQUIRED PAYMENTS .....</b>	<b>\$1,217,380.10</b>
Reserve for uncollected taxes .....	\$86,939.55
<b>GRAND TOTAL—Budget .....</b>	<b>\$1,304,319.65</b>

**RECEIPTS AND REVENUES REALIZED IN 1950 TO MEET EXPENDITURES AND REQUIRED PAYMENTS**

Surplus revenue appropriated ..	\$75,000.00
Miscellaneous revenues realized ..	120,117.26
State aid revenues realized .....	28,241.00
<b>Delinquent taxes including</b>	
liens—1950 collections .....	56,983.41
current taxes—1950 collections ..	1,008,059.70
Emergency borrowings .....	.....
<b>TOTAL RECEIPTS AND REVENUES REALIZED .....</b>	<b>\$1,288,401.37</b>

**CAPITAL OUTLAY—1950**

Beaches and boardwalks .....	.....
Buildings and equipment .....	\$9,877.76
Parks and playgrounds .....	.....
Sewers .....	566,143.64
Streets, roads and bridges .....	19,844.32
Water supply .....	.....
Other .....	.....

<b>Tax rate .....</b>	<b>\$6.79</b>
Local school tax rate .....	2.48
County tax rate .....	1.41
Local purpose tax rate .....	2.90

**TAXES**

Local school tax ...	\$394,085.93
County taxes .....	223,504.06
Special district taxes .....	.....
<b>Local purpose levy .....</b>	<b>\$617,589.99</b>
.....	467,145.66
<b>Total tax levy (tax duplicate) ..</b>	<b>\$1,084,735.65</b>

**Per Capita Total Tax Levy .....** **\$57.37**

**Current**

1950 taxes levied (total) .....	\$1,088,014.59
Collected in 1950 .....	1,008,059.70
Per cent of levy collected in 1950 ...	92.65
Transferred to liens .....	5,216.04
Cancelled, abated or adjusted .....	2,412.61
Outstanding December 31, 1950 ..	\$72,326.24

**All Prior Years Outstanding**

Balance January 1, 1950 .....	\$101,895.95
Collected in 1950 .....	53,016.71
Balance December 31, 1950 .....	\$37,384.64

**Tax Title Liens Outstanding**

Balance January 1, 1950 .....	\$48,848.92
Redeemed by cash .....	3,966.70
Balance December 31, 1950 .....	\$36,571.74

**Property Acquired by Deed or Foreclosure**

Balance January 1, 1950 .....	\$15,425.00
Sale for cash .....	5,491.00
Balance December 31, 1950 .....	\$27,900.00

**CAPITAL DEBT, DECEMBER 31, 1950**

<b>Gross Debt</b>	
School debt .....	\$429,700.00
Self-liquidating debt .....	.....
Other capital debt ..	1,624,467.00
<b>TOTAL GROSS DEBT .....</b>	<b>\$2,054,167.00</b>

**Per Capita Gross Debt .....** **\$108.63**

**Deductions for**

School debt .....	\$429,700.00
Self-liquidating debt .....	.....
Other capital debt ..	22,467.00
<b>TOTAL DEDUCTIONS .....</b>	<b>452,167.00</b>

**NET DEBT .....** **\$1,602,000.00**

**Average Assessed Valuations**

Real Property 1948-1949-1950 ..	\$13,422,137.00
Per Cent of Net Debt .....	11.93

**CURRENT FINANCES DECEMBER 31, 1950**

Cash .....	\$382,363.90
Taxes receivable .....	109,710.88
Tax title liens .....	36,571.74
Foreclosed property .....	27,900.00
Accounts receivable .....	71,381.96
State road aid receivable .....	10,000.00
Emergencies and deferred charges ..	.....
<b>TOTAL ASSETS .....</b>	<b>\$637,928.48</b>

Cash liabilities .....	\$118,812.79
Reserves .....	245,564.58
Surplus revenue .....	273,551.11
<b>TOTAL LIABILITIES AND SURPLUS .....</b>	<b>\$637,928.48</b>

**PILESGROVE TOWNSHIP—SALEM COUNTY**

Population Census, 1950—1,928                      Land Area 34.91 sq. mi.                      Net Valuation Taxable \$1,582,812  
 1940—1,614

<b>EXPENDITURES AND RE-REQUIRED PAYMENTS FOR 1950</b>	
<b>General Government</b>	
Administrative and executive .....	\$4,350.00
Assessment and collection of taxes .....	1,800.00
Finance Department .....	550.00
<b>Protection to Persons &amp; Property</b>	
Fire .....	1,600.00
Police .....	800.00
Other .....	.....
<b>Streets and Roads</b>	
Repairs and maintenance .....	23,000.00
Street lighting .....	1,300.00
<b>Sanitation</b>	
Street cleaning .....	.....
Garbage and ash removal .....	.....
Sewers .....	.....
<b>Health and Charities</b>	
Health service .....	200.00
Poor (including relief) .....	525.00
Hospitals (aid and maintenance) .....	200.00
Other .....	.....
<b>Recreation</b>	
Beaches and boardwalks .....	.....
Parks and playgrounds .....	.....
Other .....	.....
<b>Educational</b>	
(Exclusive of school districts) ..	250.00
<b>Unclassified Purposes</b>	
(Including contingent) .....	200.00
<b>SUB-TOTAL—Municipal functions..</b>	<b>\$34,775.00</b>

<b>Per Capita—Municipal functions ....</b>	<b>\$18.04</b>
Capital imp'ts and capital imp't fund	\$9,000.00
<b>Debt Service</b>	
Principal payments ..	.....
Interest payments ..	.....
<b>Total .....</b>	<b>.....</b>

<b>Per Capita Debt Service .....</b>	
<b>Deferred Charges and Statutory Expenditures</b>	
Emergencies .....	.....
Other deferred chgs. ....	.....
<b>Total .....</b>	<b>.....</b>
<b>TOTAL—Municipal expenditures ...</b>	<b>\$43,775.00</b>

<b>Required Payments for Local School, County, and Special District Taxes .....</b>	<b>76,117.57</b>
<b>TOTAL EXPENDITURES AND REQUIRED PAYMENTS .....</b>	<b>\$119,892.57</b>
Reserve for uncollected taxes .....	\$16,442.69
<b>GRAND TOTAL—Budget .....</b>	<b>\$136,335.26</b>

<b>RECEIPTS AND REVENUES REALIZED IN 1950 TO MEET EXPENDITURES AND RE-REQUIRED PAYMENTS</b>	
Surplus revenue appropriated ..	\$26,645.69
Miscellaneous revenues realized ..	25,235.07
State aid revenues realized .....	19,648.40
Delinquent taxes including liens—1950 collections .....	11,419.57
Current taxes—1950 collections..	67,877.91
Emergency borrowings .....	.....
<b>TOTAL RECEIPTS AND REVENUES REALIZED .....</b>	<b>\$150,826.64</b>

<b>CAPITAL OUTLAY—1950</b>	
Beaches and boardwalks .....	.....
Buildings and equipment .....	.....
Parks and playgrounds .....	.....
Sewers .....	.....
Streets, roads and bridges .....	.....
Water supply .....	.....
Other .....	.....

<b>Tax rate .....</b>	<b>\$4.81</b>
Local school tax rate .....	3.74
County tax rate .....	1.07
Local purpose tax rate .....	....

<b>TAXES</b>	
Local school tax ...	\$59,181.76
County taxes .....	16,935.81
Special district taxes .....	.....
Local purpose levy .....	.....
<b>Total tax levy (tax duplicate) ..</b>	<b>\$76,117.57</b>

<b>Per Capita Total Tax Levy .....</b>	
<b>\$39.48</b>	
<b>Current</b>	
1950 taxes levied (total) .....	\$76,157.32
Collected in 1950 .....	67,877.91
Per cent of levy collected in 1950 ...	89.13
Transferred to liens .....	.....
Cancelled, abated or adjusted ...	43.29
Outstanding December 31, 1950 ..	\$8,236.12

<b>All Prior Years Outstanding</b>	
Balance January 1, 1950 .....	\$11,784.17
Collected in 1950 .....	11,419.57
Balance December 31, 1950 .....	\$292.25

<b>Tax Title Liens Outstanding</b>	
Balance January 1, 1950 .....	.....
Redeemed by cash .....	.....
Balance December 31, 1950 .....	.....

<b>Property Acquired by Deed or Foreclosure</b>	
Balance January 1, 1950 .....	.....
Sale for cash .....	.....
Balance December 31, 1950 .....	.....

<b>CAPITAL DEBT, DECEMBER 31, 1950</b>	
<b>Gross Debt</b>	
School debt .....	\$143,010.00
Self-liquidating debt. ....	.....
Other capital debt ..	.....
<b>TOTAL GROSS DEBT .....</b>	<b>\$143,010.00</b>
<b>Per Capita Gross Debt .....</b>	<b>\$74.18</b>

<b>Deductions for</b>	
School debt .....	\$107,555.00
Self-liquidating debt. ....	.....
Other capital debt ..	.....
<b>TOTAL DEDUCTIONS .....</b>	<b>107,555.00</b>
<b>NET DEBT .....</b>	<b>\$35,455.00</b>

<b>Average Assessed Valuations</b>	
Real Property 1948-1949-1950..	\$1,344,442.00
Per Cent of Net Debt .....	2.63

<b>CURRENT FINANCES DECEMBER 31, 1950</b>	
Cash .....	\$67,144.84
Taxes receivable .....	8,528.37
Tax title liens .....	.....
Foreclosed property .....	.....
Accounts receivable .....	41.42
State road aid receivable .....	9,372.02
Emergencies and deferred charges ..	.....
<b>TOTAL ASSETS .....</b>	<b>\$85,086.65</b>

Cash liabilities .....	\$12,206.56
Reserves .....	8,569.79
Surplus revenue .....	64,310.30
<b>TOTAL LIABILITIES AND SURPLUS .....</b>	<b>\$85,086.65</b>

**PINE BEACH BOROUGH—OCEAN COUNTY**

Population Census, 1950—486  
1940—163

Land Area 0.75 sq. mi.

Net Valuation Taxable \$747,763

**EXPENDITURES AND REQUIRED PAYMENTS FOR 1950**

<b>General Government</b>	
Administrative and executive . . . . .	\$5,292.82
Assessment and collection of taxes . . . . .	5,042.25
Finance Department . . . . .	.....
<b>Protection to Persons &amp; Property</b>	
Fire . . . . .	1,200.00
Police . . . . .	3,170.40
Other . . . . .	.....
<b>Streets and Roads</b>	
Repairs and maintenance . . . . .	6,820.17
Street lighting . . . . .	1,857.50
<b>Sanitation</b>	
Street cleaning . . . . .	.....
Garbage and ash removal . . . . .	1,765.64
Sewers . . . . .	.....
<b>Health and Charities</b>	
Health service . . . . .	50.00
Poor (including relief) . . . . .	.....
Hospitals (aid and maintenance) . . . . .	.....
Other . . . . .	905.27
<b>Recreation</b>	
Beaches and boardwalks . . . . .	.....
Parks and playgrounds . . . . .	650.00
Other . . . . .	.....
<b>Educational</b>	
(Exclusive of school districts) . . . . .	.....
<b>Unclassified Purposes</b>	
(Including contingent) . . . . .	1,074.58
<b>SUB-TOTAL—Municipal functions..</b>	<b>\$27,828.63</b>

<b>Per Capita—Municipal functions . . . . .</b>	<b>\$57.26</b>
Capital imp'ts and capital imp't fund	\$462.94
<b>Debt Service</b>	
Principal payments . . . . .	.....
Interest payments . . . . .	.....
Total . . . . .	.....

<b>Per Capita Debt Service . . . . .</b>	<b>.....</b>
<b>Deferred Charges and Statutory Expenditures</b>	
Emergencies . . . . .	.....
Other deferred chgs. . . . .	.....
Total . . . . .	.....

**TOTAL—Municipal expenditures . . . . . \$28,291.57**

**Required Payments for Local School, County, and Special District Taxes . . . . . 40,260.08**

**TOTAL EXPENDITURES AND REQUIRED PAYMENTS . . . . . \$68,551.65**

Reserve for uncollected taxes . . . . . \$6,240.09

**GRAND TOTAL—Budget . . . . . \$74,791.74**

**RECEIPTS AND REVENUES REALIZED IN 1950 TO MEET EXPENDITURES AND REQUIRED PAYMENTS**

Surplus revenue appropriated . . . . .	\$11,000.00
Miscellaneous revenues realized. . . . .	5,791.83
State aid revenues realized . . . . .	4,884.00
<b>Delinquent taxes including</b>	
liens—1950 collections . . . . .	3,418.01
current taxes—1950 collections.. . . .	45,823.09
Emergency borrowings . . . . .	.....

**TOTAL RECEIPTS AND REVENUES REALIZED . . . . . \$70,916.93**

**CAPITAL OUTLAY—1950**

Beaches and boardwalks . . . . .	.....
Buildings and equipment . . . . .	.....
Parks and playgrounds . . . . .	.....
Sewers . . . . .	.....
Streets, roads and bridges . . . . .	.....
Water supply . . . . .	.....
Other . . . . .	.....

<b>Tax rate . . . . .</b>	<b>\$6.83</b>
Local school tax rate . . . . .	3.35
County tax rate . . . . .	2.04
Local purpose tax rate . . . . .	1.44

**TAXES**

Local school tax . . . . .	\$25,014.88	
County taxes . . . . .	15,245.20	
Special district taxes . . . . .	.....	
Local purpose levy . . . . .	.....	\$40,260.08
		10,810.76
<b>Total tax levy (tax duplicate) ..</b>		<b>\$51,070.84</b>

**Per Capita Total Tax Levy . . . . . \$105.08**

<b>Current</b>	
1950 taxes levied (total) . . . . .	\$51,544.63
Collected in 1950 . . . . .	45,823.09
Per cent of levy collected in 1950 . . . . .	88.89
Transferred to liens . . . . .	904.19
Cancelled, abated or adjusted . . . . .	184.33
Outstanding December 31, 1950 ..	\$4,633.02

<b>All Prior Years Outstanding</b>	
Balance January 1, 1950 . . . . .	\$3,032.14
Collected in 1950 . . . . .	2,838.93
Balance December 31, 1950 . . . . .	\$115.83

<b>Tax Title Liens Outstanding</b>	
Balance January 1, 1950 . . . . .	\$23,175.36
Redeemed by cash . . . . .	579.08
Balance December 31, 1950 . . . . .	\$19,877.01

<b>Property Acquired by Deed or Foreclosure</b>	
Balance January 1, 1950 . . . . .	\$3,307.17
Sale for cash . . . . .	10,065.00
Balance December 31, 1950 . . . . .	\$3,235.17

**CAPITAL DEBT, DECEMBER 31, 1950**

<b>Gross Debt</b>	
School debt . . . . .	\$62,500.00
Self-liquidating debt. . . . .	.....
Other capital debt . . . . .	.....
<b>TOTAL GROSS DEBT . . . . .</b>	<b>\$62,500.00</b>
<b>Per Capita Gross Debt . . . . .</b>	<b>\$128.60</b>

<b>Deductions for</b>	
School debt . . . . .	\$43,134.00
Self-liquidating debt. . . . .	.....
Other capital debt . . . . .	.....
<b>TOTAL DEDUCTIONS . . . . .</b>	<b>43,134.00</b>

**NET DEBT . . . . . \$19,366.00**

<b>Average Assessed Valuations</b>	
Real Property 1948-1949-1950.. . . .	\$718,894.00
Per Cent of Net Debt . . . . .	2.69

**CURRENT FINANCES DECEMBER 31, 1950**

Cash . . . . .	\$31,104.84
Taxes receivable . . . . .	4,748.85
Tax title liens . . . . .	19,877.01
Foreclosed property . . . . .	3,235.17
Accounts receivable . . . . .	1,734.86
State road aid receivable . . . . .	.....
Emergencies and deferred charges . . . . .	.....
<b>TOTAL ASSETS . . . . .</b>	<b>\$60,700.73</b>

Cash liabilities . . . . .	\$1,066.67
Reserves . . . . .	29,595.89
Surplus revenue . . . . .	30,038.17

**TOTAL LIABILITIES AND SURPLUS . . . . . \$60,700.73**

**PINE HILL BOROUGH—CAMDEN COUNTY**

Population Census, 1950—2,551      Land Area 4.11 sq. mi.      Net Valuation Taxable \$889,045  
 1940—1,537

**EXPENDITURES AND REQUIRED PAYMENTS FOR 1950**

**General Government**  
 Administrative and executive . . . \$4,950.00  
 Assessment and collection of taxes . . . 2,225.00  
 Finance Department . . . . . 850.00

**Protection to Persons & Property**  
 Fire . . . . . 1,925.00  
 Police . . . . . 8,312.85  
 Other . . . . .

**Streets and Roads**  
 Repairs and maintenance . . . . . 5,000.00  
 Street lighting . . . . . 3,150.00

**Sanitation**  
 Street cleaning . . . . .  
 Garbage and ash removal . . . . .  
 Sewers . . . . .

**Health and Charities**  
 Health service . . . . . 100.00  
 Poor (including relief) . . . . . 1,125.00  
 Hospitals (aid and maintenance) . . . . .  
 Other . . . . .

**Recreation**  
 Beaches and boardwalks . . . . .  
 Parks and playgrounds . . . . . 100.00  
 Other . . . . .

**Educational**  
 (Exclusive of school districts) . . . . .

**Unclassified Purposes**  
 (Including contingent) . . . . . 500.00

**SUB-TOTAL—Municipal functions..**      \$28,237.85

**Tax rate . . . . . \$8.92**  
 Local school tax rate . . . . . 4.22  
 County tax rate . . . . . 1.43  
 Local purpose tax rate . . . . . 3.27

**TAXES**

Local school tax . . . \$37,511.08  
 County taxes . . . . . 12,683.39  
 Special district taxes . . . . .  
Local purpose levy . . . . . \$50,194.47  
28,982.16  
 Total tax levy (tax duplicate) . . . . . \$79,176.63

**Per Capita—Municipal functions . . . . . \$11.07**  
 Capital imp'ts and capital imp't fund . . . . . \$4,000.00

**Debt Service**  
 Principal payments . . . \$5,500.00  
 Interest payments . . . 2,390.00

Total . . . . . 7,890.00

**Per Capita Debt Service . . . . . \$3.09**

**Per Capita Total Tax Levy . . . . . \$31.04**

**Current**  
 1950 taxes levied (total) . . . . . \$79,386.16  
 Collected in 1950 . . . . . 64,653.21  
 Per cent of levy collected in 1950 . . . . . 81.44  
 Transferred to liens . . . . .  
 Cancelled, abated or adjusted . . . . .  
 Outstanding December 31, 1950 . . . . . \$14,732.95

**Deferred Charges and Statutory Expenditures**  
 Emergencies . . . . . \$2,600.00  
 Other deferred chgs. . . . .

Total . . . . . 2,600.00

**TOTAL—Municipal expenditures . .**      \$42,727.85

**All Prior Years Outstanding**  
 Balance January 1, 1950 . . . . . \$9,534.00  
 Collected in 1950 . . . . . 8,468.49  
 Balance December 31, 1950 . . . . . \$1,065.51

**Tax Title Liens Outstanding**  
 Balance January 1, 1950 . . . . . \$88,178.50  
 Redeemed by cash . . . . . 706.40  
 Balance December 31, 1950 . . . . . \$87,472.10

**Required Payments for Local School, County, and Special District Taxes . . . . . 50,194.47**

**TOTAL EXPENDITURES AND REQUIRED PAYMENTS . . . . . \$92,922.32**

Reserve for uncollected taxes . . . . . \$14,287.10

**GRAND TOTAL—Budget . . . . . \$107,209.42**

**Property Acquired by Deed or Foreclosure**  
 Balance January 1, 1950 . . . . . \$23,697.55  
 Sale for cash . . . . . 2,778.50  
 Balance December 31, 1950 . . . . . \$20,518.99

**CAPITAL DEBT, DECEMBER 31, 1950**

**Gross Debt**  
 School debt . . . . .  
 Self-liquidating debt. . . . .  
 Other capital debt . . . \$55,500.00

**TOTAL GROSS DEBT . . . . . \$55,500.00**

**Per Capita Gross Debt . . . . . \$21.76**

**Deductions for**  
 School debt . . . . .  
 Self-liquidating debt. . . . .  
 Other capital debt . . . . .

**TOTAL DEDUCTIONS . . . . .**

**NET DEBT . . . . . \$55,500.00**

**RECEIPTS AND REVENUES REALIZED IN 1950 TO MEET EXPENDITURES AND REQUIRED PAYMENTS**  
 Surplus revenue appropriated . . . \$5,000.00  
 Miscellaneous revenues realized. . . 12,199.05  
 State aid revenues realized . . . . . 3,555.00  
 Delinquent taxes including  
   liens—1950 collections . . . . . 9,174.89  
   current taxes—1950 collections.. . 64,653.21  
 Emergency borrowings . . . . .

**TOTAL RECEIPTS AND REVENUES REALIZED . . . . . \$94,582.15**

**Average Assessed Valuations**  
 Real Property 1948-1949-1950.. . \$879,495.00  
 Per Cent of Net Debt . . . . . 6.31

**CURRENT FINANCES DECEMBER 31, 1950**

Cash . . . . . \$22,873.68  
 Taxes receivable . . . . . 15,798.46  
 Tax title liens . . . . . 87,472.10  
 Foreclosed property . . . . . 20,518.99  
 Accounts receivable . . . . .  
 State road aid receivable . . . . .  
 Emergencies and deferred charges . . . 1,202.91

**TOTAL ASSETS . . . . . \$147,866.14**

**CAPITAL OUTLAY—1950**  
 Beaches and boardwalks . . . . .  
 Buildings and equipment . . . . .  
 Parks and playgrounds . . . . .  
 Sewers . . . . .  
 Streets, roads and bridges . . . . .  
 Water supply . . . . .  
 Other . . . . .

Cash liabilities . . . . . \$6,281.28  
 Reserves . . . . . 123,789.55  
 Surplus revenue . . . . . 17,795.31

**TOTAL LIABILITIES AND SURPLUS . . . . . \$147,866.14**

**PINE VALLEY BOROUGH—CAMDEN COUNTY**

Population Census, 1950—37  
1940—27

Land Area 0.77 sq. mi.

Net Valuation Taxable \$147,060

<b>EXPENDITURES AND REQUIRED PAYMENTS FOR 1950</b>	
<b>General Government</b>	
Administrative and executive .....	\$1,210.00
Assessment and collection of taxes .....	740.00
Finance Department .....	.....
<b>Protection to Persons &amp; Property</b>	
Fire .....	.....
Police .....	3,600.00
Other .....	.....
<b>Streets and Roads</b>	
Repairs and maintenance .....	.....
Street lighting .....	.....
<b>Sanitation</b>	
Street cleaning .....	.....
Garbage and ash removal .....	1,200.00
Sewers .....	.....
<b>Health and Charities</b>	
Health service .....	.....
Poor (including relief) .....	.....
Hospitals (aid and maintenance) .....	.....
Other .....	.....
<b>Recreation</b>	
Beaches and boardwalks .....	.....
Parks and playgrounds .....	.....
Other .....	.....
<b>Educational</b>	
(Exclusive of school districts) ..	.....
<b>Unclassified Purposes</b>	
(Including contingent) .....	50.00
<b>SUB-TOTAL—Municipal functions..</b>	<b>\$6,800.00</b>

<b>Per Capita—Municipal functions .....</b>	<b>\$183.78</b>
Capital imp'ts and capital imp't fund .....	.....
<b>Debt Service</b>	
Principal payments .....	.....
Interest payments .....	.....
Total .....	.....
<b>Per Capita Debt Service .....</b>	
<b>Deferred Charges and Statutory Expenditures</b>	
Emergencies .....	.....
Other deferred chgs. ....	.....
Total .....	.....

<b>TOTAL—Municipal expenditures ...</b>	<b>\$6,800.00</b>
<b>Required Payments for Local School, County, and Special District Taxes .....</b>	<b>2,115.71</b>
<b>TOTAL EXPENDITURES AND REQUIRED PAYMENTS .....</b>	<b>\$8,915.71</b>
Reserve for uncollected taxes .....	\$440.00
<b>GRAND TOTAL—Budget .....</b>	<b>\$9,355.71</b>

<b>RECEIPTS AND REVENUES REALIZED IN 1950 TO MEET EXPENDITURES AND REQUIRED PAYMENTS</b>	
Surplus revenue appropriated ..	\$1,150.00
Miscellaneous revenues realized ..	267.65
State aid revenues realized .....	.....
Delinquent taxes including liens—1950 collections .....	.....
Current taxes—1950 collections ..	8,235.36
Emergency borrowings .....	.....
<b>TOTAL RECEIPTS AND REVENUES REALIZED .....</b>	<b>\$9,653.01</b>

<b>CAPITAL OUTLAY—1950</b>	
Beaches and boardwalks .....	.....
Buildings and equipment .....	.....
Parks and playgrounds .....	.....
Sewers .....	.....
Streets, roads and bridges .....	.....
Water supply .....	.....
Other .....	.....

<b>Tax rate .....</b>	<b>\$5.60</b>
Local school tax rate .....	.....
County tax rate .....	1.44
Local purpose tax rate .....	4.16

<b>TAXES</b>	
Local school tax .....	.....
County taxes .....	\$2,115.71
Special district taxes .....	.....
Local purpose levy .....	\$2,115.71
	6,090.00
<b>Total tax levy (tax duplicate) ..</b>	<b>\$8,205.71</b>
<b>Per Capita Total Tax Levy .....</b>	<b>\$221.78</b>

<b>Current</b>	
1950 taxes levied (total) .....	\$8,235.36
Collected in 1950 .....	8,235.36
Per cent of levy collected in 1950 ..	100.00
Transferred to liens .....	.....
Cancelled, abated or adjusted .....	.....
Outstanding December 31, 1950 ..	.....

<b>All Prior Years Outstanding</b>	
Balance January 1, 1950 .....	.....
Collected in 1950 .....	.....
Balance December 31, 1950 .....	.....

<b>Tax Title Liens Outstanding</b>	
Balance January 1, 1950 .....	.....
Redeemed by cash .....	.....
Balance December 31, 1950 .....	.....

<b>Property Acquired by Deed or Foreclosure</b>	
Balance January 1, 1950 .....	.....
Sale for cash .....	.....
Balance December 31, 1950 .....	.....

**CAPITAL DEBT, DECEMBER 31, 1950**

<b>Gross Debt</b>	
School debt .....	.....
Self-liquidating debt .....	.....
Other capital debt .....	.....
<b>TOTAL GROSS DEBT .....</b>	<b>.....</b>
<b>Per Capita Gross Debt .....</b>	<b>.....</b>

<b>Deductions for</b>	
School debt .....	.....
Self-liquidating debt .....	.....
Other capital debt .....	.....
<b>TOTAL DEDUCTIONS .....</b>	<b>.....</b>
<b>NET DEBT .....</b>	<b>.....</b>

<b>Average Assessed Valuations</b>	
Real Property 1948-1949-1950 ..	\$138,360.00
<b>Per Cent of Net Debt .....</b>	<b>.....</b>

**CURRENT FINANCES DECEMBER 31, 1950**

Cash .....	\$6,114.69
Taxes receivable .....	.....
Tax title liens .....	.....
Foreclosed property .....	.....
Accounts receivable .....	.....
State road aid receivable .....	.....
Emergencies and deferred charges ..	.....
<b>TOTAL ASSETS .....</b>	<b>\$6,114.69</b>

Cash liabilities .....	\$2,833.53
Reserves .....	.....
Surplus revenue .....	3,281.16

<b>TOTAL LIABILITIES AND SURPLUS .....</b>	<b>\$6,114.69</b>
--------------------------------------------	-------------------

**PISCATAWAY TOWNSHIP—MIDDLESEX COUNTY**

Population Census, 1950—10,194  
1940—7,243

Land Area 18.9 sq. mi.

Net Valuation Taxable \$6,595,130

**EXPENDITURES AND REQUIRED PAYMENTS FOR 1950**

<b>General Government</b>	
Administrative and executive . . . . .	\$21,850.00
Assessment and collection of taxes	23,644.44
Finance Department . . . . .	1,150.00
<b>Protection to Persons &amp; Property</b>	
Fire . . . . .	.....
Police . . . . .	36,900.00
Other . . . . .	.....
<b>Streets and Roads</b>	
Repairs and maintenance . . . . .	64,700.00
Street lighting . . . . .	12,645.56
<b>Sanitation</b>	
Street cleaning . . . . .	.....
Garbage and ash removal . . . . .	.....
Sewers . . . . .	.....
<b>Health and Charities</b>	
Health service . . . . .	2,420.00
Poor (including relief) . . . . .	6,650.00
Hospitals (aid and maintenance) . . . . .	800.00
Other . . . . .	750.00
<b>Recreation</b>	
Beaches and boardwalks . . . . .	.....
Parks and playgrounds . . . . .	.....
Other . . . . .	2,000.00
<b>Educational</b>	
(Exclusive of school districts) . . . . .	1,000.00
<b>Unclassified Purposes</b>	
(Including contingent) . . . . .	500.00
<b>SUB-TOTAL—Municipal functions..</b>	<b>\$175,010.00</b>

<b>Per Capita—Municipal functions . . . . .</b>	<b>\$17.17</b>
Capital imp'ts and capital imp't fund	\$26,500.00
<b>Debt Service</b>	
Principal payments . . . . .	\$15,000.00
Interest payments . . . . .	6,600.00
<b>Total . . . . .</b>	<b>21,600.00</b>
<b>Per Capita Debt Service . . . . .</b>	
<b>\$2.12</b>	
<b>Deferred Charges and Statutory Expenditures</b>	
Emergencies . . . . .	\$2,000.00
Other deferred chgs. . . . .	.....
<b>Total . . . . .</b>	<b>2,000.00</b>
<b>TOTAL—Municipal expenditures . . . . .</b>	<b>\$225,110.00</b>

<b>Required Payments for Local School, County, and Special District Taxes . . . . .</b>	<b>400,093.19</b>
-----------------------------------------------------------------------------------------	-------------------

<b>TOTAL EXPENDITURES AND REQUIRED PAYMENTS . . . . .</b>	<b>\$625,203.19</b>
Reserve for uncollected taxes . . . . .	\$87,617.46
<b>GRAND TOTAL—Budget . . . . .</b>	<b>\$712,820.65</b>

<b>RECEIPTS AND REVENUES REALIZED IN 1950 TO MEET EXPENDITURES AND REQUIRED PAYMENTS</b>	
Surplus revenue appropriated . . . . .	\$32,000.00
Miscellaneous revenues realized . . . . .	118,783.78
State aid revenues realized . . . . .	18,933.45
<b>Delinquent taxes including</b>	
liens—1950 collections . . . . .	67,072.50
Current taxes—1950 collections..	455,154.76
Emergency borrowings . . . . .	.....
<b>TOTAL RECEIPTS AND REVENUES REALIZED . . . . .</b>	<b>\$691,944.49</b>

<b>CAPITAL OUTLAY—1950</b>	
Beaches and boardwalks . . . . .	.....
Buildings and equipment . . . . .	.....
Parks and playgrounds . . . . .	.....
Sewers . . . . .	.....
Streets, roads and bridges . . . . .	.....
Water supply . . . . .	.....
Other . . . . .	.....

<b>Tax rate . . . . .</b>	<b>\$7.32</b>
Local school tax rate . . . . .	3.85
County tax rate . . . . .	1.62
Local purpose tax rate . . . . .	1.85

<b>TAXES</b>	
Local school tax . . . . .	\$253,702.81
County taxes . . . . .	106,390.38
Special district taxes . . . . .	40,000.00
<b>Local purpose levy . . . . .</b>	<b>122,394.01</b>
<b>Total tax levy (tax duplicate) . . . . .</b>	<b>\$522,487.20</b>

<b>Per Capita Total Tax Levy . . . . .</b>	
<b>\$51.25</b>	
<b>Current</b>	
1950 taxes levied (total) . . . . .	\$523,487.26
Collected in 1950 . . . . .	455,154.76
Per cent of levy collected in 1950 . . . . .	86.94
Transferred to liens . . . . .	32,958.22
Cancelled, abated or adjusted . . . . .	1,796.95
Outstanding December 31, 1950 . . . . .	\$33,577.33

<b>All Prior Years Outstanding</b>	
Balance January 1, 1950 . . . . .	\$35,750.72
Collected in 1950 . . . . .	34,063.68
Balance December 31, 1950 . . . . .	\$683.60

<b>Tax Title Liens Outstanding</b>	
Balance January 1, 1950 . . . . .	\$473,981.59
Redeemed by cash . . . . .	7,118.22
Balance December 31, 1950 . . . . .	\$395,486.02

<b>Property Acquired by Deed or Foreclosure</b>	
Balance January 1, 1950 . . . . .	\$57,272.00
Sale for cash . . . . .	25,810.00
Balance December 31, 1950 . . . . .	\$65,635.00

**CAPITAL DEBT, DECEMBER 31, 1950**

<b>Gross Debt</b>	
School debt . . . . .	\$385,000.00
Self-liquidating debt . . . . .	.....
Other capital debt . . . . .	155,000.00
<b>TOTAL GROSS DEBT . . . . .</b>	<b>\$540,000.00</b>
<b>Per Capita Gross Debt . . . . .</b>	
<b>\$52.97</b>	

<b>Deductions for</b>	
School debt . . . . .	\$318,827.00
Self-liquidating debt . . . . .	.....
Other capital debt . . . . .	.....
<b>TOTAL DEDUCTIONS . . . . .</b>	<b>318,827.00</b>
<b>NET DEBT . . . . .</b>	<b>\$221,173.00</b>

<b>Average Assessed Valuations</b>	
Real Property 1948-1949-1950..	\$5,313,789.00
Per Cent of Net Debt . . . . .	4.16

**CURRENT FINANCES DECEMBER 31, 1950**

Cash . . . . .	\$312,777.75
Taxes receivable . . . . .	34,260.93
Tax title liens . . . . .	395,486.02
Foreclosed property . . . . .	65,635.00
Accounts receivable . . . . .	49,182.20
State road aid receivable . . . . .	15,233.45
Emergencies and deferred charges . . . . .	.....
<b>TOTAL ASSETS . . . . .</b>	<b>\$872,575.35</b>

Cash liabilities . . . . .	\$44,704.30
Reserves . . . . .	544,564.15
Surplus revenue . . . . .	283,306.90
<b>TOTAL LIABILITIES AND SURPLUS . . . . .</b>	<b>\$872,575.35</b>

**PITMAN BOROUGH—GLOUCESTER COUNTY**

Population Census, 1950—6,993  
1940—5,507

Land Area 2.35 sq. mi.

Net Valuation Taxable \$5,862,745

**EXPENDITURES AND REQUIRED PAYMENTS FOR 1950**

<b>General Government</b>	
Administrative and executive .....	\$18,824.00
Assessment and collection of taxes .....	5,300.00
Finance Department .....	1,600.00
<b>Protection to Persons &amp; Property</b>	
Fire .....	4,800.00
Police .....	28,250.00
Other .....	.....
<b>Streets and Roads</b>	
Repairs and maintenance .....	41,000.00
Street lighting .....	13,000.00
<b>Sanitation</b>	
Street cleaning .....	.....
Garbage and ash removal .....	.....
Sewers .....	.....
<b>Health and Charities</b>	
Health service .....	2,300.00
Poor (including relief) .....	2,800.00
Hospitals (aid and maintenance) .....	.....
Other .....	.....
<b>Recreation</b>	
Beaches and boardwalks .....	.....
Parks and playgrounds .....	2,800.00
Other .....	.....
<b>Educational</b>	
(Exclusive of school districts) ..	1,000.00
<b>Unclassified Purposes</b>	
(Including contingent) .....	600.00
<b>SUB-TOTAL—Municipal functions..</b>	<b>\$122,274.00</b>

<b>Per Capita—Municipal functions .....</b>	<b>\$17.49</b>
Capital imp'ts and capital imp't fund .....	4,800.00
<b>Debt Service</b>	
Principal payments ..	\$25,000.00
Interest payments ..	5,247.50
<b>Total .....</b>	<b>30,247.50</b>
<b>Per Capita Debt Service .....</b>	<b>\$4.33</b>
<b>Deferred Charges and Statutory Expenditures</b>	
Emergencies .....	.....
Other deferred chgs. ....	.....
<b>Total .....</b>	<b>.....</b>

<b>TOTAL—Municipal expenditures ..</b>	<b>\$157,321.50</b>
<b>Required Payments for Local School, County, and Special District Taxes .....</b>	
	236,559.17

<b>TOTAL EXPENDITURES AND REQUIRED PAYMENTS .....</b>	<b>\$393,880.67</b>
Reserve for uncollected taxes .....	\$27,554.15
<b>GRAND TOTAL—Budget .....</b>	<b>\$421,434.82</b>

<b>RECEIPTS AND REVENUES REALIZED IN 1950 TO MEET EXPENDITURES AND REQUIRED PAYMENTS</b>	
Surplus revenue appropriated ..	\$20,000.00
Miscellaneous revenues realized ..	41,733.89
State aid revenues realized .....	13,870.00
Delinquent taxes including liens—1950 collections .....	24,132.53
Current taxes—1950 collections ..	328,078.50
Emergency borrowings .....	.....
<b>TOTAL RECEIPTS AND REVENUES REALIZED .....</b>	<b>\$427,814.92</b>

**CAPITAL OUTLAY—1950**

Beaches and boardwalks .....	.....
Buildings and equipment .....	\$15,020.88
Parks and playgrounds .....	.....
Sewers .....	.....
Streets, roads and bridges .....	.....
Water supply .....	6,058.03
Other .....	.....

<b>Tax rate .....</b>	<b>\$5.90</b>
Local school tax rate .....	3.04
County tax rate .....	1.00
Local purpose tax rate .....	1.86

**TAXES**

Local school tax ...	\$178,256.29	
County taxes .....	58,302.88	
Special district taxes .....	.....	
Local purpose levy .....	.....	\$236,559.17
		110,835.65
<b>Total tax levy (tax duplicate) ..</b>		<b>\$347,394.82</b>

<b>Per Capita Total Tax Levy .....</b>	<b>\$49.68</b>
----------------------------------------	----------------

<b>Current</b>	
1950 taxes levied (total) .....	\$350,145.33
Collected in 1950 .....	328,078.50
Per cent of levy collected in 1950 ..	93.70
Transferred to liens .....	401.81
Cancelled, abated or adjusted ..	1,256.69
Outstanding December 31, 1950 ..	\$20,408.33

<b>All Prior Years Outstanding</b>	
Balance January 1, 1950 .....	\$24,111.13
Collected in 1950 .....	23,911.13
Balance December 31, 1950 .....	\$13.75

<b>Tax Title Liens Outstanding</b>	
Balance January 1, 1950 .....	\$4,167.38
Redeemed by cash .....	221.40
Balance December 31, 1950 .....	\$4,056.50

<b>Property Acquired by Deed or Foreclosure</b>	
Balance January 1, 1950 .....	\$15,635.00
Sale for cash .....	3,255.00
Balance December 31, 1950 .....	\$12,685.00

**CAPITAL DEBT, DECEMBER 31, 1950**

<b>Gross Debt</b>	
School debt .....	\$373,000.00
Self-liquidating debt ..	117,500.00
Other capital debt ..	121,478.00

<b>TOTAL GROSS DEBT .....</b>	<b>\$611,978.00</b>
<b>Per Capita Gross Debt .....</b>	<b>\$87.51</b>

<b>Deductions for</b>	
School debt .....	\$373,000.00
Self-liquidating debt ..	117,500.00
Other capital debt ..	.....

<b>TOTAL DEDUCTIONS .....</b>	<b>490,500.00</b>
<b>NET DEBT .....</b>	<b>\$121,478.00</b>

<b>Average Assessed Valuations</b>	
Real Property 1948-1949-1950 ..	\$5,150,622.00
Per Cent of Net Debt .....	2.35

**CURRENT FINANCES DECEMBER 31, 1950**

Cash .....	\$78,498.10
Taxes receivable .....	20,422.08
Tax title liens .....	4,056.50
Foreclosed property .....	12,685.00
Accounts receivable .....	619.77
State road aid receivable .....	6,272.06
Emergencies and deferred charges ..	.....

<b>TOTAL ASSETS .....</b>	<b>\$122,553.51</b>
---------------------------	---------------------

Cash liabilities .....	\$24,251.30
Reserves .....	37,783.35
Surplus revenue .....	60,518.86

<b>TOTAL LIABILITIES AND SURPLUS .....</b>	<b>\$122,553.51</b>
--------------------------------------------	---------------------

**PITTSGROVE TOWNSHIP—SALEM COUNTY**

Population Census, 1950—2,816  
1940—2,157

Land Area 44.5 sq. mi.

Net Valuation Taxable \$1,598,877

<b>EXPENDITURES AND REQUIRED PAYMENTS FOR 1950</b>	
<b>General Government</b>	
Administrative and executive . . . . .	\$3,870.00
Assessment and collection of taxes . . . . .	3,550.00
Finance Department . . . . .	600.00
<b>Protection to Persons &amp; Property</b>	
Fire . . . . .	200.00
Police . . . . .	850.00
Other . . . . .	.....
<b>Streets and Roads</b>	
Repairs and maintenance . . . . .	23,000.00
Street lighting . . . . .	.....
<b>Sanitation</b>	
Street cleaning . . . . .	.....
Garbage and ash removal . . . . .	.....
Sewers . . . . .	.....
<b>Health and Charities</b>	
Health service . . . . .	1,750.00
Poor (including relief) . . . . .	1,025.00
Hospitals (aid and maintenance) . . . . .	.....
Other . . . . .	.....
<b>Recreation</b>	
Beaches and boardwalks . . . . .	.....
Parks and playgrounds . . . . .	.....
Other . . . . .	.....
<b>Educational</b> (Exclusive of school districts) ..	
<b>Unclassified Purposes</b> (Including contingent) . . . . .	
	4,200.00
<b>SUB-TOTAL—Municipal functions..</b>	<b>\$39,045.00</b>

<b>Per Capita—Municipal functions . . . . .</b>	<b>\$13.87</b>
Capital imp'ts and capital imp't fund	\$4,888.88
<b>Debt Service</b>	
Principal payments . . . . .	.....
Interest payments ..	\$480.00
Total . . . . .	480.00
<b>Per Capita Debt Service . . . . .</b>	<b>\$0.17</b>
<b>Deferred Charges and Statutory Expenditures</b>	
Emergencies . . . . .	\$7,500.00
Other deferred chgs. . . . .	.....
Total . . . . .	7,500.00

**TOTAL—Municipal expenditures ..** \$51,913.88

**Required Payments for Local School, County, and Special District Taxes . . . . .** 71,212.38

**TOTAL EXPENDITURES AND REQUIRED PAYMENTS . . . . .** \$123,126.26

Reserve for uncollected taxes . . . . . \$22,405.09

**GRAND TOTAL—Budget . . . . .** \$145,531.35

<b>RECEIPTS AND REVENUES REALIZED IN 1950 TO MEET EXPENDITURES AND REQUIRED PAYMENTS</b>	
Surplus revenue appropriated . . . . .	\$18,285.97
Miscellaneous revenues realized . . . . .	28,257.68
State aid revenues realized . . . . .	21,973.00
<b>Delinquent taxes including</b>	
liens—1950 collections . . . . .	22,953.53
Current taxes—1950 collections..	51,702.76
Emergency borrowings . . . . .	.....
<b>TOTAL RECEIPTS AND REVENUES REALIZED . . . . .</b>	<b>\$143,172.94</b>

<b>CAPITAL OUTLAY—1950</b>	
Beaches and boardwalks . . . . .	.....
Buildings and equipment . . . . .	\$9,383.00
Parks and playgrounds . . . . .	.....
Sewers . . . . .	.....
Streets, roads and bridges . . . . .	.....
Water supply . . . . .	.....
Other . . . . .	.....

<b>Tax rate . . . . .</b>	<b>\$4.12</b>
Local school tax rate . . . . .	3.05
County tax rate . . . . .	1.07
Local purpose tax rate . . . . .	.....

<b>TAXES</b>	
Local school tax . . . . .	\$48,548.53
County taxes . . . . .	17,063.85
Special district taxes . . . . .	5,600.00
Local purpose levy . . . . .	.....
<b>Total tax levy (tax duplicate) ..</b>	<b>\$71,212.38</b>
<b>Per Capita Total Tax Levy . . . . .</b>	<b>\$25.29</b>

<b>Current</b>	
1950 taxes levied (total) . . . . .	\$72,554.64
Collected in 1950 . . . . .	51,702.76
Per cent of levy collected in 1950 . . . . .	71.26
Transferred to liens . . . . .	480.62
Cancelled, abated or adjusted . . . . .	73.88
Outstanding December 31, 1950 ..	\$20,297.38

<b>All Prior Years Outstanding</b>	
Balance January 1, 1950 . . . . .	\$29,146.07
Collected in 1950 . . . . .	21,997.58
Balance December 31, 1950 . . . . .	\$4,886.11

<b>Tax Title Liens Outstanding</b>	
Balance January 1, 1950 . . . . .	\$7,039.79
Redeemed by cash . . . . .	955.95
Balance December 31, 1950 . . . . .	\$7,263.11

<b>Property Acquired by Deed or Foreclosure</b>	
Balance January 1, 1950 . . . . .	.....
Sale for cash . . . . .	.....
Balance December 31, 1950 . . . . .	.....

<b>CAPITAL DEBT, DECEMBER 31, 1950</b>	
<b>Gross Debt</b>	
School debt . . . . .	\$21,000.00
Self-liquidating debt. . . . .	.....
Other capital debt ..	12,000.00
<b>TOTAL GROSS DEBT . . . . .</b>	<b>\$33,000.00</b>
<b>Per Capita Gross Debt . . . . .</b>	<b>\$11.72</b>

<b>Deductions for</b>	
School debt . . . . .	\$21,000.00
Self-liquidating debt. . . . .	.....
Other capital debt ..	.....
<b>TOTAL DEDUCTIONS . . . . .</b>	<b>21,000.00</b>
<b>NET DEBT . . . . .</b>	<b>\$12,000.00</b>

**Average Assessed Valuations**  
Real Property 1948-1949-1950.. \$1,334,319.00  
Per Cent of Net Debt . . . . . 0.89

<b>CURRENT FINANCES DECEMBER 31, 1950</b>	
Cash . . . . .	\$63,908.14
Taxes receivable . . . . .	25,183.49
Tax title liens . . . . .	7,263.11
Foreclosed property . . . . .	.....
Accounts receivable . . . . .	104.95
State road aid receivable . . . . .	5,112.58
Emergencies and deferred charges ..	6,722.95
<b>TOTAL ASSETS . . . . .</b>	<b>\$108,295.22</b>

Cash liabilities . . . . .	\$21,994.10
Reserves . . . . .	32,551.55
Surplus revenue . . . . .	53,749.57

**TOTAL LIABILITIES AND SURPLUS . . . . .** \$108,295.22

**PLAINFIELD CITY—UNION COUNTY**

Population Census, 1950—42,212      Land Area 6.0 sq. mi.      Net Valuation Taxable \$66,912,704  
 1940—37,469

<b>EXPENDITURES AND REQUIRED PAYMENTS FOR 1950</b>	
<b>General Government</b>	
Administrative and executive .....	\$73,063.10
Assessment and collection of taxes .....	44,123.00
Finance Department .....	15,940.00
<b>Protection to Persons &amp; Property</b>	
Fire .....	293,682.25
Police .....	264,795.64
Other .....	57,749.90
<b>Streets and Roads</b>	
Repairs and maintenance .....	123,850.05
Street lighting .....	46,900.00
<b>Sanitation</b>	
Street cleaning .....	19,404.00
Garbage and ash removal .....	
Sewers .....	112,508.05
<b>Health and Charities</b>	
Health service .....	65,474.00
Poor (including relief) .....	75,000.00
Hospitals (aid and maintenance) .....	28,000.00
Other .....	
<b>Recreation</b>	
Beaches and boardwalks .....	
Parks and playgrounds .....	37,980.40
Other .....	
<b>Educational</b>	
(Exclusive of school districts) ..	52,062.00
<b>Unclassified Purposes</b>	
(Including contingent) .....	184,550.00
<b>SUB-TOTAL—Municipal functions..</b>	<b>\$1,495,082.39</b>

<b>Per Capita—Municipal functions .....</b>	<b>\$35.42</b>
Capital imp'ts and capital imp't fund .....	\$119,275.00
<b>Debt Service</b>	
Principal payments .	\$278,215.17
Interest payments ..	101,108.00
<b>Total .....</b>	<b>379,323.17</b>
<b>Per Capita Debt Service .....</b>	<b>\$8.99</b>
<b>Deferred Charges and Statutory Expenditures</b>	
Emergencies .....	\$16,513.60
Other deferred chgs. ..	130,333.50
<b>Total .....</b>	<b>146,847.10</b>
<b>TOTAL—Municipal expenditures ...</b>	<b>\$2,140,527.66</b>

<b>Required Payments for Local School, County, and Special District Taxes .....</b>	<b>1,968,536.20</b>
-------------------------------------------------------------------------------------	---------------------

<b>TOTAL EXPENDITURES AND REQUIRED PAYMENTS .....</b>	<b>\$4,109,063.86</b>
Reserve for uncollected taxes .....	\$343,233.32
<b>GRAND TOTAL—Budget .....</b>	<b>\$4,452,297.18</b>

<b>RECEIPTS AND REVENUES REALIZED IN 1950 TO MEET EXPENDITURES AND REQUIRED PAYMENTS</b>	
Surplus revenue appropriated ..	\$275,000.00
Miscellaneous revenues realized ..	500,192.36
State aid revenues realized .....	27,946.00
Delinquent taxes including	
liens—1950 collections .....	180,115.27
current taxes—1950 collections..	3,400,473.17
Emergency borrowings .....	
<b>TOTAL RECEIPTS AND REVENUES REALIZED .....</b>	<b>\$4,383,726.80</b>

<b>CAPITAL OUTLAY—1950</b>	
Beaches and boardwalks .....	
Buildings and equipment .....	\$526,694.62
Parks and playgrounds .....	
Sewers .....	51,344.60
Streets, roads and bridges .....	53,831.91
Water supply .....	
Other .....	110,504.08

<b>Tax rate .....</b>	<b>\$5.34</b>
Local school tax rate .....	2.15
County tax rate .....	0.79
Local purpose tax rate ....	2.40

<b>TAXES</b>	
Local school tax ...	\$1,441,504.00
County taxes .....	527,032.20
Special district taxes .....	
Local purpose levy .....	\$1,968,536.20
<b>Total tax levy (tax duplicate) ..</b>	<b>\$3,582,162.58</b>

<b>Per Capita Total Tax Levy .....</b>	<b>\$84.86</b>
<b>Current</b>	
1950 taxes levied (total) .....	\$3,610,188.28
Collected in 1950 .....	3,400,473.17
Per cent of levy collected in 1950 ...	94.19
Transferred to liens .....	1,027.31
Cancelled, abated or adjusted ....	16,578.43
Outstanding December 31, 1950 ..	\$192,109.37

<b>All Prior Years Outstanding</b>	
Balance January 1, 1950 .....	\$195,862.58
Collected in 1950 .....	180,077.88
Balance December 31, 1950 .....	\$15,006.49

<b>Tax Title Liens Outstanding</b>	
Balance January 1, 1950 .....	\$5,607.05
Redeemed by cash .....	37.39
Balance December 31, 1950 .....	\$8,076.18

<b>Property Acquired by Deed or Foreclosure</b>	
Balance January 1, 1950 .....	\$72,300.00
Sale for cash .....	17,944.25
Balance December 31, 1950 .....	\$61,650.00

<b>CAPITAL DEBT, DECEMBER 31, 1950</b>	
<b>Gross Debt</b>	
School debt .....	\$2,001,000.00
Self-liquidating debt ..	
Other capital debt ..	1,592,150.00
<b>TOTAL GROSS DEBT .....</b>	<b>\$3,593,150.00</b>
<b>Per Capita Gross Debt .....</b>	<b>\$85.12</b>

<b>Deductions for</b>	
School debt .....	\$2,001,000.00
Self-liquidating debt ..	
Other capital debt ..	
<b>TOTAL DEDUCTIONS .....</b>	<b>2,001,000.00</b>
<b>NET DEBT .....</b>	<b>\$1,592,150.00</b>

<b>Average Assessed Valuations</b>	
Real Property 1948-1949-1950..	\$57,416,669.00
<b>Per Cent of Net Debt .....</b>	<b>2.77</b>

<b>CURRENT FINANCES DECEMBER 31, 1950</b>	
Cash .....	\$1,239,586.34
Taxes receivable .....	207,115.86
Tax title liens .....	8,076.18
Foreclosed property .....	61,650.00
Accounts receivable .....	24,788.04
State road aid receivable ..	50,730.59
Emergencies and deferred charges ..	9,300.00
<b>TOTAL ASSETS .....</b>	<b>\$1,601,247.01</b>
Cash liabilities .....	\$797,215.61
Reserves .....	301,630.03
Surplus revenue .....	502,401.32
<b>TOTAL LIABILITIES AND SURPLUS .....</b>	<b>\$1,601,247.01</b>

**PLAINSBORO TOWNSHIP—MIDDLESEX COUNTY**

Population Census, 1950—1,118  
1940—925

Land Area 11.7 sq. mi.

Net Valuation Taxable \$1,620,341

<b>EXPENDITURES AND REQUIRED PAYMENTS FOR 1950</b>	
<b>General Government</b>	
Administrative and executive . . . . .	\$2,500.00
Assessment and collection of taxes . . . . .	950.00
Finance Department . . . . .	250.00
<b>Protection to Persons &amp; Property</b>	
Fire . . . . .	300.00
Police . . . . .	1,600.00
Other . . . . .	.....
<b>Streets and Roads</b>	
Repairs and maintenance . . . . .	7,500.00
Street lighting . . . . .	500.00
<b>Sanitation</b>	
Street cleaning . . . . .	.....
Garbage and ash removal . . . . .	.....
Sewers . . . . .	.....
<b>Health and Charities</b>	
Health service . . . . .	600.00
Poor (including relief) . . . . .	2,300.00
Hospitals (aid and maintenance) . . . . .	.....
Other . . . . .	300.00
<b>Recreation</b>	
Beaches and boardwalks . . . . .	.....
Parks and playgrounds . . . . .	.....
Other . . . . .	.....
<b>Educational</b> (Exclusive of school districts) ..	
<b>Unclassified Purposes</b> (Including contingent) . . . . .	
	500.00
<b>SUB-TOTAL—Municipal functions..</b>	<b>\$17,300.00</b>

<b>Per Capita—Municipal functions . . . . .</b>	<b>\$15.47</b>
Capital imp'ts and capital imp't fund	\$21,000.00
<b>Debt Service</b>	
Principal payments . . . . .	.....
Interest payments ..	\$400.00
Total . . . . .	400.00
<b>Per Capita Debt Service . . . . .</b>	
	<b>\$0.36</b>
<b>Deferred Charges and Statutory Expenditures</b>	
Emergencies . . . . .	.....
Other deferred chgs.	\$5,757.92
Total . . . . .	5,757.92

**TOTAL—Municipal expenditures . . . . . \$44,457.92**

**Required Payments for Local School, County, and Special District Taxes . . . . . 52,400.56**

**TOTAL EXPENDITURES AND REQUIRED PAYMENTS . . . . . \$96,858.48**

Reserve for uncollected taxes . . . . . \$2,000.00

**GRAND TOTAL—Budget . . . . . \$98,858.48**

<b>RECEIPTS AND REVENUES REALIZED IN 1950 TO MEET EXPENDITURES AND REQUIRED PAYMENTS</b>	
Surplus revenue appropriated ..	\$16,764.92
Miscellaneous revenues realized.	17,513.09
State aid revenues realized . . . . .	15,965.16
<b>Delinquent taxes including</b>	
Liens—1950 collections . . . . .	772.88
Current taxes—1950 collections..	51,243.13
Emergency borrowings . . . . .	.....
<b>TOTAL RECEIPTS AND REVENUES REALIZED . . . . .</b>	<b>\$102,259.18</b>

<b>CAPITAL OUTLAY—1950</b>	
Beaches and boardwalks . . . . .	.....
Buildings and equipment . . . . .	.....
Parks and playgrounds . . . . .	.....
Sewers . . . . .	.....
Streets, roads and bridges . . . . .	.....
Water supply . . . . .	.....
Other . . . . .	.....

<b>Tax rate . . . . .</b>	<b>\$3.24</b>
Local school tax rate . . . . .	1.62
County tax rate . . . . .	1.62
Local purpose tax rate . . . . .	.....

<b>TAXES</b>	
Local school tax . . . . .	\$26,167.58
County taxes . . . . .	26,232.98
Special district taxes . . . . .	.....
Local purpose levy . . . . .	\$52,400.56
<b>Total tax levy (tax duplicate) ..</b>	<b>\$52,400.56</b>

**Per Capita Total Tax Levy . . . . . \$46.87**

<b>Current</b>	
1949 taxes levied (total) . . . . .	\$52,596.24
Collected in 1950 . . . . .	51,243.13
Per cent of levy collected in 1950 . . . . .	97.42
Transferred to liens . . . . .	6.48
Cancelled, abated or adjusted . . . . .	90.72
Outstanding December 31, 1950 ..	\$1,255.91

<b>All Prior Years Outstanding</b>	
Balance January 1, 1950 . . . . .	\$932.42
Collected in 1950 . . . . .	772.88
Balance December 31, 1950 . . . . .	\$129.42

<b>Tax Title Liens Outstanding</b>	
Balance January 1, 1950 . . . . .	\$206.99
Redeemed by cash . . . . .	.....
Balance December 31, 1950 . . . . .	\$213.47

<b>Property Acquired by Deed or Foreclosure</b>	
Balance January 1, 1950 . . . . .	.....
Sale for cash . . . . .	.....
Balance December 31, 1950 . . . . .	.....

<b>CAPITAL DEBT, DECEMBER 31, 1950</b>	
<b>Gross Debt</b>	
School debt . . . . .	.....
Self-liquidating debt. . . . .	.....
Other capital debt ..	.....

**TOTAL GROSS DEBT . . . . .**

**Per Capita Gross Debt . . . . .**

<b>Deductions for</b>	
School debt . . . . .	.....
Self-liquidating debt. . . . .	.....
Other capital debt ..	.....

**TOTAL DEDUCTIONS . . . . .**

**NET DEBT . . . . .**

**Average Assessed Valuations**

**Real Property 1948-1949-1950.. \$1,309,089.00**

**Per Cent of Net Debt . . . . .**

<b>CURRENT FINANCES DECEMBER 31, 1950</b>	
Cash . . . . .	\$19,073.37
Taxes receivable . . . . .	1,385.33
Tax title liens . . . . .	213.47
Foreclosed property . . . . .	.....
Accounts receivable . . . . .	.....
State road aid receivable . . . . .	.....
Emergencies and deferred charges ..	.....

**TOTAL ASSETS . . . . . \$20,672.17**

Cash liabilities . . . . .	\$1,406.90
Reserves . . . . .	1,598.80
Surplus revenue . . . . .	17,666.47

**TOTAL LIABILITIES AND SURPLUS . . . . . \$20,672.17**

**PLEASANTVILLE CITY—ATLANTIC COUNTY**

Population Census, 1950—12,032  
1940—11,050

Land Area 5.8 sq. mi.

Net Valuation Taxable \$5,629,304

**EXPENDITURES AND REQUIRED PAYMENTS FOR 1950**

<b>General Government</b>	
Administrative and executive .....	\$59,711.09
Assessment and collection of taxes .....	20,914.00
Finance Department .....	1,345.00
<b>Protection to Persons &amp; Property</b>	
Fire .....	43,650.00
Police .....	65,665.68
Other .....	4,378.24
<b>Streets and Roads</b>	
Repairs and maintenance .....	52,647.17
Street lighting .....	25,128.06
<b>Sanitation</b>	
Street cleaning .....	.....
Garbage and ash removal .....	.....
Sewers .....	.....
<b>Health and Charities</b>	
Health service .....	4,858.00
Poor (including relief) .....	13,800.00
Hospitals (aid and maintenance) .....	3,500.00
Other .....	.....
<b>Recreation</b>	
Beaches and boardwalks .....	.....
Parks and playgrounds .....	.....
Other .....	2,700.00
<b>Educational</b>	
(Exclusive of school districts) ..	2,625.00
<b>Unclassified Purposes</b>	
(Including contingent) .....	1,000.00
<b>SUB-TOTAL—Municipal functions..</b>	<b>\$301,922.24</b>

<b>Per Capita—Municipal functions .....</b>	<b>\$25.09</b>
Capital imp'ts and capital imp't fund .....	\$22,821.11
<b>Debt Service</b>	
Principal payments ..	\$68,000.00
Interest payments ..	54,213.00
<b>Total .....</b>	<b>122,213.00</b>
<b>Per Capita Debt Service .....</b>	<b>\$10.16</b>
<b>Deferred Charges and Statutory Expenditures</b>	
Emergencies .....	\$2,000.00
Other deferred chgs. ....	1,189.00
<b>Total .....</b>	<b>3,189.00</b>
<b>TOTAL—Municipal expenditures ..</b>	<b>\$450,145.35</b>

<b>Required Payments for Local School, County, and Special District Taxes .....</b>	<b>311,239.73</b>
-------------------------------------------------------------------------------------	-------------------

<b>TOTAL EXPENDITURES AND REQUIRED PAYMENTS .....</b>	<b>\$761,385.08</b>
Reserve for uncollected taxes .....	\$159,907.54
<b>GRAND TOTAL—Budget .....</b>	<b>\$921,292.62</b>

**RECEIPTS AND REVENUES REALIZED IN 1950 TO MEET EXPENDITURES AND REQUIRED PAYMENTS**

Surplus revenue appropriated ..	\$45,000.00
Miscellaneous revenues realized ..	130,651.63
State aid revenues realized .....	15,673.80
Delinquent taxes including	
liens—1950 collections .....	97,919.66
Current taxes—1950 collections..	542,056.74
Emergency borrowings .....	.....
<b>TOTAL RECEIPTS AND REVENUES REALIZED .....</b>	<b>\$831,301.83</b>

**CAPITAL OUTLAY—1950**

Beaches and boardwalks .....	.....
Buildings and equipment .....	\$22,113.47
Parks and playgrounds .....	.....
Sewers .....	15,477.64
Streets, roads and bridges .....	.....
Water supply .....	.....
Other .....	.....

<b>Tax rate .....</b>	<b>\$12.15</b>
Local school tax rate .....	4.04
County tax rate .....	1.49
Local purpose tax rate .....	6.62

**TAXES**

Local school tax ...	\$227,206.21	
County taxes .....	84,033.52	
Special district taxes .....	.....	
Local purpose levy .....	.....	\$311,239.73
<b>Total tax levy (tax duplicate) ..</b>	<b>\$684,413.62</b>	

<b>Per Capita Total Tax Levy .....</b>	<b>\$56.88</b>
----------------------------------------	----------------

<b>Current</b>	
1950 taxes levied (total) .....	\$697,542.32
Collected in 1950 .....	542,056.74
Per cent of levy collected in 1950 ...	77.70
Transferred to liens .....	67,615.16
Cancelled, abated or adjusted .....	12,587.69
Outstanding December 31, 1950 ..	\$75,282.73

<b>All Prior Years Outstanding</b>	
Balance January 1, 1950 .....	\$86,356.42
Collected in 1950 .....	55,779.93
Balance December 31, 1950 .....	\$26,464.87

<b>Tax Title Liens Outstanding</b>	
Balance January 1, 1950 .....	\$863,804.06
Redeemed by cash .....	42,290.31
Balance December 31, 1950 .....	\$810,553.71

<b>Property Acquired by Deed or Foreclosure</b>	
Balance January 1, 1950 .....	\$126,584.00
Sale for cash .....	17,094.35
Balance December 31, 1950 .....	\$118,867.00

**CAPITAL DEBT, DECEMBER 31, 1950**

<b>Gross Debt</b>	
School debt .....	\$654,000.00
Self-liquidating debt ..	191,000.00
Other capital debt ..	501,000.00
<b>TOTAL GROSS DEBT .....</b>	<b>\$1,346,000.00</b>
<b>Per Capita Gross Debt .....</b>	<b>\$111.87</b>

<b>Deductions for</b>	
School debt .....	\$434,148.00
Self-liquidating debt ..	191,000.00
Other capital debt ..	15,252.00
<b>TOTAL DEDUCTIONS .....</b>	<b>640,400.00</b>
<b>NET DEBT .....</b>	<b>\$705,600.00</b>

<b>Average Assessed Valuations</b>	
Real Property 1948-1949-1950 ..	\$5,426,847.00
Per Cent of Net Debt .....	13.00

**CURRENT FINANCES DECEMBER 31, 1950**

Cash .....	\$126,735.66
Taxes receivable .....	101,747.60
Tax title liens .....	810,553.71
Foreclosed property .....	118,867.00
Accounts receivable .....	4,001.53
State road aid receivable ..	13,809.31
Emergencies and deferred charges ..	5,000.00
<b>TOTAL ASSETS .....</b>	<b>\$1,180,714.81</b>

Cash liabilities .....	\$47,330.88
Reserves .....	1,035,169.84
Surplus revenue .....	98,214.09
<b>TOTAL LIABILITIES AND SURPLUS .....</b>	<b>\$1,180,714.81</b>

**PLUMSTED TOWNSHIP—OCEAN COUNTY**

Population Census, 1950—2,082  
1940—1,580

Land Area 40.7 sq. mi.

Net Valuation Taxable \$749,569

<b>EXPENDITURES AND REQUIRED PAYMENTS FOR 1950</b>	
<b>General Government</b>	
Administrative and executive .....	\$2,741.00
Assessment and collection of taxes .....	1,350.00
Finance Department .....	250.00
<b>Protection to Persons &amp; Property</b>	
Fire .....	1,500.00
Police .....	3,909.00
Other .....	.....
<b>Streets and Roads</b>	
Repairs and maintenance .....	7,344.44
Street lighting .....	2,000.00
<b>Sanitation</b>	
Street cleaning .....	.....
Garbage and ash removal .....	.....
Sewers .....	.....
<b>Health and Charities</b>	
Health service .....	100.00
Poor (including relief) .....	1,250.00
Hospitals (aid and maintenance) .....	.....
Other .....	.....
<b>Recreation</b>	
Beaches and boardwalks .....	.....
Parks and playgrounds .....	.....
Other .....	.....
<b>Educational</b>	
(Exclusive of school districts) ..	.....
<b>Unclassified Purposes</b>	
(Including contingent) .....	.....
<b>SUB-TOTAL—Municipal functions..</b>	<b>\$20,444.44</b>

<b>Per Capita—Municipal functions .....</b>	<b>\$9.82</b>
Capital imp'ts and capital imp't fund .....	.....
<b>Debt Service</b>	
Principal payments .....	.....
Interest payments .....	.....
Total .....	.....
<b>Per Capita Debt Service</b>	
Deferred Charges and Statutory Expenditures .....	.....
Emergencies .....	.....
Other deferred chgs. .....	\$1,400.00
Total .....	\$1,400.00

TOTAL—Municipal expenditures ... \$21,844.44

Required Payments for Local School, County, and Special District Taxes ..... 52,563.75

TOTAL EXPENDITURES AND REQUIRED PAYMENTS .... \$74,408.19

Reserve for uncollected taxes ..... \$13,209.54

GRAND TOTAL—Budget ..... \$87,617.73

<b>RECEIPTS AND REVENUES REALIZED IN 1950 TO MEET EXPENDITURES AND REQUIRED PAYMENTS</b>	
Surplus revenue appropriated ..	\$5,900.00
Miscellaneous revenues realized ..	7,506.30
State aid revenues realized .....	5,665.00
<b>Delinquent taxes including</b>	
liens—1950 collections .....	10,400.04
current taxes—1950 collections..	49,340.26
Emergency borrowings .....	.....

TOTAL RECEIPTS AND REVENUES REALIZED ..... \$78,811.60

**CAPITAL OUTLAY—1950**

Beaches and boardwalks .....	.....
Buildings and equipment .....	.....
Parks and playgrounds .....	.....
Sewers .....	.....
Streets, roads and bridges .....	.....
Water supply .....	.....
Other .....	.....

<b>Tax rate .....</b>	<b>\$8.19</b>
Local school tax rate .....	4.98
County tax rate .....	2.04
Local purpose tax rate .....	1.17

**TAXES**

Local school tax ..	\$37,305.17	
County taxes .....	15,258.58	
Special district taxes .....	.....	
Local purpose levy .....	.....	\$52,563.75
		9,393.98
Total tax levy (tax duplicate) ..		\$61,957.73

Per Capita Total Tax Levy ..... \$29.76

<b>Current</b>	
1950 taxes levied (total) .....	\$62,523.78
Collected in 1950 .....	49,340.26
Per cent of levy collected in 1950 ...	78.91
Transferred to liens .....	125.00
Cancelled, abated or adjusted ..	.....
Outstanding December 31, 1950 ..	\$13,058.52

<b>All Prior Years Outstanding</b>	
Balance January 1, 1950 .....	\$17,723.56
Collected in 1950 .....	10,400.04
Balance December 31, 1950 .....	\$7,323.52

<b>Tax Title Liens Outstanding</b>	
Balance January 1, 1950 .....	\$1,785.22
Redeemed by cash .....	.....
Balance December 31, 1950 .....	\$1,910.22

<b>Property Acquired by Deed or Foreclosure</b>	
Balance January 1, 1950 .....	\$800.00
Sale for cash .....	.....
Balance December 31, 1950 .....	\$800.00

**CAPITAL DEBT, DECEMBER 31, 1950**

<b>Gross Debt</b>	
School debt .....	\$14,300.00
Self-liquidating debt. ....	.....
Other capital debt ..	.....

TOTAL GROSS DEBT ..... \$14,300.00

Per Capita Gross Debt ..... \$6.87

<b>Deductions for</b>	
School debt .....	\$14,300.00
Self-liquidating debt. ....	.....
Other capital debt ..	.....

TOTAL DEDUCTIONS ..... 14,300.00

NET DEBT .....

<b>Average Assessed Valuations</b>	
Real Property 1948-1949-1950..	\$643,829.00
Per Cent of Net Debt .....	.....

**CURRENT FINANCES DECEMBER 31, 1950**

Cash .....	\$18,842.58
Taxes receivable .....	20,382.04
Tax title liens .....	1,910.22
Foreclosed property .....	800.00
Accounts receivable .....	1,724.37
State road aid receivable .....	.....
Emergencies and deferred charges ..	.....

TOTAL ASSETS ..... \$43,659.21

Cash liabilities .....	\$11,719.71
Reserves .....	24,816.63
Surplus revenue .....	7,122.87

TOTAL LIABILITIES AND SURPLUS ..... \$43,659.21

**POHATCONG TOWNSHIP—WARREN COUNTY**

Population Census, 1950—2,538      Land Area 13.4 sq. mi.      Net Valuation Taxable \$1,824,480  
 1940—2,029

<b>EXPENDITURES AND RE-REQUIRED PAYMENTS FOR 1950</b>	
<b>General Government</b>	
Administrative and executive .....	\$3,500.00
Assessment and collection of taxes .....	1,800.00
Finance Department .....	275.00
<b>Protection to Persons &amp; Property</b>	
Fire .....	1,060.00
Police .....	475.00
Other .....	.....
<b>Streets and Roads</b>	
Repairs and maintenance .....	21,500.00
Street lighting .....	1,300.00
<b>Sanitation</b>	
Street cleaning .....	.....
Garbage and ash removal .....	.....
Sewers .....	.....
<b>Health and Charities</b>	
Health service .....	400.00
Poor (including relief) .....	225.00
Hospitals (aid and maintenance) .....	.....
Other .....	.....
<b>Recreation</b>	
Beaches and boardwalks .....	.....
Parks and playgrounds .....	.....
Other .....	.....
<b>Educational</b>	
(Exclusive of school districts) ..	.....
<b>Unclassified Purposes</b>	
(Including contingent) .....	100.00
<b>SUB-TOTAL—Municipal functions..</b>	<b>\$30,635.00</b>
<b>Per Capita—Municipal functions ...</b>	
Capital imp'ts and capital imp't fund .....	\$12.07
<b>Debt Service</b>	
Principal payments ..	.....
Interest payments ..	.....
Total .....	.....
<b>Per Capita Debt Service .....</b>	
<b>Deferred Charges and Statutory Expenditures</b>	
Emergencies .....	.....
Other deferred chgs. ....	.....
Total .....	.....
<b>TOTAL—Municipal expenditures ...</b>	<b>\$30,635.00</b>
<b>Required Payments for Local School, County, and Special District Taxes .....</b>	
	<b>83,475.18</b>
<b>TOTAL EXPENDITURES AND RE-REQUIRED PAYMENTS .....</b>	<b>\$114,110.18</b>
Reserve for uncollected taxes .....	\$16,045.77
<b>GRAND TOTAL—Budget .....</b>	<b>\$130,155.95</b>
<b>RECEIPTS AND REVENUES REALIZED IN 1950 TO MEET EXPENDITURES AND RE-REQUIRED PAYMENTS</b>	
Surplus revenue appropriated ..	.....
Miscellaneous revenues realized. ....	\$9,728.32
State aid revenues realized .....	3,803.00
<b>Delinquent taxes including</b>	
liens—1950 collections .....	14,014.01
current taxes—1950 collections..	91,905.82
Emergency borrowings .....	.....
<b>TOTAL RECEIPTS AND REVENUES REALIZED .....</b>	<b>\$119,451.15</b>

<b>Tax rate .....</b>	<b>\$5.91</b>
Local school tax rate .....	3.12
County tax rate .....	1.46
Local purpose tax rate .....	1.33

**TAXES**

Local school tax ...	\$56,844.00	
County taxes .....	26,631.18	
Special district taxes .....	.....	
<b>Local purpose levy .....</b>	<b>83,475.18</b>	
	<b>24,277.77</b>	
<b>Total tax levy (tax duplicate) ..</b>	<b>\$107,752.95</b>	
<b>Per Capita Total Tax Levy .....</b>		<b>\$42.46</b>

<b>Current</b>	
1950 taxes levied (total) .....	\$108,386.94
Collected in 1950 .....	91,905.82
Per cent of levy col-lected in 1950 .....	84.79
Transferred to liens .....	13.96
Cancelled, abated or adjusted .....	291.01
Outstanding December 31, 1950 ..	\$16,176.15

<b>All Prior Years Outstanding</b>	
Balance January 1, 1950 .....	\$18,906.02
Collected in 1950 .....	13,756.96
Balance December 31, 1950 .....	\$5,089.26

<b>Tax Title Liens Outstanding</b>	
Balance January 1, 1950 .....	\$3,210.89
Redeemed by cash .....	257.05
Balance December 31, 1950 .....	\$2,176.65

<b>Property Acquired by Deed or Foreclosure</b>	
Balance January 1, 1950 .....	.....
Sale for cash .....	\$18.00
Balance December 31, 1950 .....	\$114.00

**CAPITAL DEBT, DECEMBER 31, 1950**

<b>Gross Debt</b>	
School debt .....	\$12,000.00
Self-liquidating debt. ....	.....
Other capital debt ..	.....
<b>TOTAL GROSS DEBT .....</b>	<b>\$12,000.00</b>
<b>Per Capita Gross Debt .....</b>	<b>\$4.73</b>

<b>Deductions for</b>	
School debt .....	\$12,000.00
Self-liquidating debt. ....	.....
Other capital debt ..	.....
<b>TOTAL DEDUCTIONS .....</b>	<b>12,000.00</b>

**NET DEBT .....**

<b>Average Assessed Valuations</b>	
Real Property 1948-1949-1950..	\$1,479,960.00
Per Cent of Net Debt .....	.....

**CURRENT FINANCES DECEMBER 31, 1950**

Cash .....	\$35,501.30
Taxes receivable .....	21,265.41
Tax title liens .....	2,176.65
Foreclosed property .....	114.00
Accounts receivable .....	.....
State road aid receivable .....	.....
Emergencies and deferred charges ..	.....
<b>TOTAL ASSETS .....</b>	<b>\$59,057.36</b>

Cash liabilities .....	\$5,360.68
Reserves .....	23,556.06
Surplus revenue .....	30,140.62

**TOTAL LIABILITIES AND SURPLUS .....** \$59,057.36

**CAPITAL OUTLAY—1950**

Beaches and boardwalks .....	.....
Buildings and equipment .....	.....
Parks and playgrounds .....	.....
Sewers .....	.....
Streets, roads and bridges .....	.....
Water supply .....	.....
Other .....	.....

**POINT PLEASANT BOROUGH—OCEAN COUNTY**

Population Census, 1950—3,977      Land Area 3.6 sq. mi.      Net Valuation Taxable \$2,195,355  
 1940—2,082

<b>EXPENDITURES AND REQUIRED PAYMENTS FOR 1950</b>	
<b>General Government</b>	
Administrative and executive .....	\$12,671.91
Assessment and collection of taxes .....	10,859.48
Finance Department .....	.....
<b>Protection to Persons &amp; Property</b>	
Fire .....	19,305.37
Police .....	25,281.84
Other .....	.....
<b>Streets and Roads</b>	
Repairs and maintenance .....	15,255.27
Street lighting .....	8,581.96
<b>Sanitation</b>	
Street cleaning .....	.....
Garbage and ash removal .....	8,625.00
Sewers .....	.....
<b>Health and Charities</b>	
Health service .....	2,127.39
Poor (including relief) .....	2,885.00
Hospitals (aid and maintenance) .....	.....
Other .....	.....
<b>Recreation</b>	
Beaches and boardwalks .....	800.00
Parks and playgrounds .....	.....
Other .....	.....
<b>Educational</b>	
(Exclusive of school districts) ..	800.00
<b>Unclassified Purposes</b>	
(Including contingent) .....	2,300.00
<b>SUB-TOTAL—Municipal functions..</b>	<b>\$109,493.22</b>

<b>Per Capita—Municipal functions ....</b>	<b>\$27.53</b>
Capital imp'ts and capital imp't fund	\$6,200.00
<b>Debt Service</b>	
Principal payments .	\$7,000.00
Interest payments ..	576.25
<b>Total .....</b>	<b>7,576.25</b>
<b>Per Capita Debt Service .....</b>	<b>\$1.91</b>
<b>Deferred Charges and Statutory Expenditures</b>	
Emergencies .....	\$4,500.00
Other deferred chgs.	8,500.00
<b>Total .....</b>	<b>13,000.00</b>

<b>TOTAL—Municipal expenditures ...</b>	<b>\$136,269.47</b>
<b>Required Payments for Local School, County, and Special District Taxes .....</b>	<b>134,465.26</b>
<b>TOTAL EXPENDITURES AND REQUIRED PAYMENTS .....</b>	<b>\$270,734.73</b>
Reserve for uncollected taxes .....	\$34,530.53
<b>GRAND TOTAL—Budget .....</b>	<b>\$305,265.26</b>

<b>RECEIPTS AND REVENUES REALIZED IN 1950 TO MEET EXPENDITURES AND REQUIRED PAYMENTS</b>	
Surplus revenue appropriated ..	\$21,500.00
Miscellaneous revenues realized.	36,807.78
State aid revenues realized .....	6,391.86
<b>Delinquent taxes including liens—1950 collections .....</b>	
Current taxes—1950 collections..	201,322.84
Emergency borrowings .....	.....
<b>TOTAL RECEIPTS AND REVENUES REALIZED .....</b>	<b>\$290,394.92</b>

<b>CAPITAL OUTLAY—1950</b>	
Beaches and boardwalks .....	.....
Buildings and equipment .....	.....
Parks and playgrounds .....	.....
Sewers .....	.....
Streets, roads and bridges .....	.....
Water supply .....	\$7,275.40
Other .....	.....

<b>Tax rate .....</b>	<b>\$9.94</b>
Local school tax rate .....	4.10
County tax rate .....	2.03
Local purpose tax rate .....	3.81

<b>TAXES</b>	
Local school tax ...	\$89,908.71
County taxes .....	44,556.55
Special district taxes .....	.....
<b>Local purpose levy .....</b>	<b>\$134,465.26</b>
<b>Total tax levy (tax duplicate) ..</b>	<b>\$218,065.26</b>
<b>Per Capita Total Tax Levy .....</b>	<b>\$54.83</b>

<b>Current</b>	
1950 taxes levied (total) .....	\$226,966.86
Collected in 1950 .....	201,322.84
Per cent of levy collected in 1950 ...	88.70
Transferred to liens .....	817.61
Cancelled, abated or adjusted ...	2,940.19
Outstanding December 31, 1950 ..	\$21,886.22

<b>All Prior Years Outstanding</b>	
Balance January 1, 1950 .....	\$22,948.47
Collected in 1950 .....	21,969.05
Balance December 31, 1950 .....	\$653.53

<b>Tax Title Liens Outstanding</b>	
Balance January 1, 1950 .....	\$11,662.83
Redeemed by cash .....	2,403.39
Balance December 31, 1950 .....	\$10,464.27

<b>Property Acquired by Deed or Foreclosure</b>	
Balance January 1, 1950 .....	.....
Sale for cash .....	.....
Balance December 31, 1950 .....	.....

**CAPITAL DEBT, DECEMBER 31, 1950**

<b>Gross Debt</b>	
School debt .....	\$186,000.00
Self-liquidating debt.	175,000.00
Other capital debt ..	12,000.00
<b>TOTAL GROSS DEBT .....</b>	<b>\$373,000.00</b>
<b>Per Capita Gross Debt .....</b>	<b>\$93.79</b>

<b>Deductions for</b>	
School debt .....	\$115,345.00
Self-liquidating debt.	115,376.00
Other capital debt ..	.....
<b>TOTAL DEDUCTIONS .....</b>	<b>230,721.00</b>
<b>NET DEBT .....</b>	<b>\$142,279.00</b>

<b>Average Assessed Valuations</b>	
Real Property 1948-1949-1950..	\$1,922,417.00
Per Cent of Net Debt .....	7.40

**CURRENT FINANCES DECEMBER 31, 1950**

Cash .....	\$54,275.92
Taxes receivable .....	22,539.75
Tax title liens .....	10,464.27
Foreclosed property .....	.....
Accounts receivable .....	261.46
State road aid receivable .....	180.43
Emergencies and deferred charges ..	14,200.00
<b>TOTAL ASSETS .....</b>	<b>\$101,921.83</b>

Cash liabilities .....	\$11,794.99
Reserves .....	33,265.48
Surplus revenue .....	56,861.36
<b>TOTAL LIABILITIES AND SURPLUS .....</b>	<b>\$101,921.83</b>

**POINT PLEASANT BEACH BOROUGH—OCEAN COUNTY**

Population Census, 1950—2,877  
1940—2,059

Land Area 1.5 sq. mi.

Net Valuation Taxable \$4,353,735

**EXPENDITURES AND REQUIRED PAYMENTS FOR 1950**

<b>General Government</b>	
Administrative and executive . . . . .	\$37,345.43
Assessment and collection of taxes Finance Department . . . . .	10,793.58
<b>Protection to Persons &amp; Property</b>	
Fire . . . . .	10,869.61
Police . . . . .	49,354.14
Other . . . . .	.....
<b>Streets and Roads</b>	
Repairs and maintenance . . . . .	25,425.40
Street lighting . . . . .	12,564.75
<b>Sanitation</b>	
Street cleaning . . . . .	.....
Garbage and ash removal . . . . .	15,416.41
Sewers . . . . .	.....
<b>Health and Charities</b>	
Health service . . . . .	1,507.69
Poor (including relief) . . . . .	1,600.00
Hospitals (aid and maintenance) . . . . .	1,000.00
Other . . . . .	.....
<b>Recreation</b>	
Beaches and boardwalks . . . . .	.....
Parks and playgrounds . . . . .	1,923.53
Other . . . . .	.....
<b>Educational</b>	
(Exclusive of school districts) . . . . .	1,500.00
<b>Unclassified Purposes</b>	
(Including contingent) . . . . .	5,659.00
<b>SUB-TOTAL—Municipal functions..</b>	<b>\$174,959.54</b>

<b>Per Capita—Municipal functions . . . . .</b>	
Capital imp'ts and capital imp't fund	\$60.81
<b>Debt Service</b>	\$31,200.00
Principal payments . . . . .	\$6,000.00
Interest payments .. . . .	1,933.00
<b>Total . . . . .</b>	<b>7,933.00</b>
<b>Per Capita Debt Service . . . . .</b>	
<b>Deferred Charges and Statutory Expenditures</b>	<b>\$2.76</b>
Emergencies . . . . .	.....
Other deferred chgs. . . . .	\$29,999.49
<b>Total . . . . .</b>	<b>29,999.49</b>

**TOTAL—Municipal expenditures . . . . .** \$244,092.03

**Required Payments for Local School, County, and Special District Taxes . . . . .** 193,546.93

**TOTAL EXPENDITURES AND REQUIRED PAYMENTS . . . . .** \$437,638.96

Reserve for uncollected taxes . . . . . \$36,757.97

**GRAND TOTAL—Budget . . . . .** \$474,396.93

**RECEIPTS AND REVENUES REALIZED IN 1950 TO MEET EXPENDITURES AND REQUIRED PAYMENTS**

Surplus revenue appropriated . . . . .	\$18,000.00
Miscellaneous revenues realized . . . . .	65,076.74
State aid revenues realized . . . . .	6,860.41
Delinquent taxes including liens—1950 collections . . . . .	29,364.82
Current taxes—1950 collections.. . . .	323,791.93
Emergency borrowings . . . . .	.....

**TOTAL RECEIPTS AND REVENUES REALIZED . . . . .** \$443,093.90

**CAPITAL OUTLAY—1950**

Beaches and boardwalks . . . . .	.....
Buildings and equipment . . . . .	\$7,500.00
Parks and playgrounds . . . . .	.....
Sewers . . . . .	.....
Streets, roads and bridges . . . . .	.....
Water supply . . . . .	.....
Other . . . . .	19,160.24

<b>Tax rate . . . . .</b>	<b>\$8.06</b>
Local school tax rate . . . . .	2.41
County tax rate . . . . .	2.03
Local purpose tax rate . . . . .	3.62

**TAXES**

Local school tax . . . . .	\$105,000.00	
County taxes . . . . .	88,546.93	
Special district taxes . . . . .	.....	
<b>Local purpose levy . . . . .</b>	<b>159,200.00</b>	\$193,546.93
<b>Total tax levy (tax duplicate) ..</b>	<b>\$352,746.93</b>	

**Per Capita Total Tax Levy . . . . .** \$122.61

<b>Current</b>	
1950 taxes levied (total) . . . . .	\$360,351.74
Collected in 1950 . . . . .	323,791.93
Per cent of levy collected in 1950 . . . . .	89.85
Transferred to liens . . . . .	1,200.00
Cancelled, abated or adjusted . . . . .	.....
Outstanding December 31, 1950 .. . . .	\$35,359.81

<b>All Prior Years Outstanding</b>	
Balance January 1, 1950 . . . . .	\$35,588.24
Collected in 1950 . . . . .	26,482.21
Balance December 31, 1950 . . . . .	\$7,492.08

<b>Tax Title Liens Outstanding</b>	
Balance January 1, 1950 . . . . .	\$12,068.35
Redeemed by cash . . . . .	2,882.61
Balance December 31, 1950 . . . . .	\$12,259.24

<b>Property Acquired by Deed or Foreclosure</b>	
Balance January 1, 1950 . . . . .	\$39,400.00
Sale for cash . . . . .	.....
Balance December 31, 1950 . . . . .	\$39,400.00

**CAPITAL DEBT, DECEMBER 31, 1950**

<b>Gross Debt</b>	
School debt . . . . .	\$66,000.00
Self-liquidating debt. . . . .	206,000.00
Other capital debt .. . . .	49,500.00

**TOTAL GROSS DEBT . . . . .** \$321,500.00

**Per Capita Gross Debt . . . . .** \$111.75

<b>Deductions for</b>	
School debt . . . . .	\$66,000.00
Self-liquidating debt. . . . .	96,000.00
Other capital debt .. . . .	.....

**TOTAL DEDUCTIONS . . . . .** 162,000.00

**NET DEBT . . . . .** \$159,500.00

<b>Average Assessed Valuations</b>	
Real Property 1948-1949-1950.. . . .	\$3,934,660.00
Per Cent of Net Debt . . . . .	4.05

**CURRENT FINANCES DECEMBER 31, 1950**

Cash . . . . .	\$49,019.07
Taxes receivable . . . . .	42,851.89
Tax title liens . . . . .	12,259.24
Foreclosed property . . . . .	39,400.00
Accounts receivable . . . . .	1,364.39
State road aid receivable . . . . .	7,200.00
Emergencies and deferred charges .. . . .	15,200.00

**TOTAL ASSETS . . . . .** \$167,294.59

Cash liabilities . . . . .	\$47,552.28
Reserves . . . . .	95,875.52
Surplus revenue . . . . .	23,866.79

**TOTAL LIABILITIES AND SURPLUS . . . . .** \$167,294.59

**POMPTON LAKES BOROUGH—PASSAIC COUNTY**

Population Census, 1950—4,664      Land Area 3.5 sq. mi.      Net Valuation Taxable \$6,392,694  
 1940—3,189

**EXPENDITURES AND REQUIRED PAYMENTS FOR 1950**

<b>General Government</b>	
Administrative and executive . . . .	\$30,432.42
Assessment and collection of taxes	6,600.00
Finance Department . . . . .	530.92
<b>Protection to Persons &amp; Property</b>	
Fire . . . . .	12,530.00
Police . . . . .	21,500.00
Other . . . . .	.....
<b>Streets and Roads</b>	
Repairs and maintenance . . . . .	23,074.50
Street lighting . . . . .	10,287.34
<b>Sanitation</b>	
Street cleaning . . . . .	.....
Garbage and ash removal . . . . .	15,878.13
Sewers . . . . .	.....
<b>Health and Charities</b>	
Health service . . . . .	8,275.00
Poor (including relief) . . . . .	1,350.00
Hospitals (aid and maintenance) .	300.00
Other . . . . .	.....
<b>Recreation</b>	
Beaches and boardwalks . . . . .	.....
Parks and playgrounds . . . . .	3,041.69
Other . . . . .	2,150.00
<b>Educational</b>	
(Exclusive of school districts) ..	1,400.00
<b>Unclassified Purposes</b>	
(Including contingent) . . . . .	5,755.00
<b>SUB-TOTAL—Municipal functions..</b>	<b>\$143,105.00</b>

<b>Per Capita—Municipal functions . . . .</b>	<b>\$30.68</b>
Capital imp'ts and capital imp't fund	14,484.03
<b>Debt Service</b>	
Principal payments . . . . .	\$8,000.00
Interest payments . . . . .	880.00
<b>Total . . . . .</b>	<b>8,880.00</b>
<b>Per Capita Debt Service . . . . .</b>	<b>\$1.90</b>
<b>Deferred Charges and Statutory Expenditures</b>	
Emergencies . . . . .	\$3,500.00
Other deferred chgs. . . . .	11,121.41
<b>Total . . . . .</b>	<b>14,621.41</b>

**TOTAL—Municipal expenditures . . . . . \$181,090.44**

**Required Payments for Local School, County, and Special District Taxes . . . . . 209,579.52**

**TOTAL EXPENDITURES AND REQUIRED PAYMENTS . . . . . \$390,669.96**

Reserve for uncollected taxes . . . . . \$50,814.27

**GRAND TOTAL—Budget . . . . . \$441,484.23**

**RECEIPTS AND REVENUES REALIZED IN 1950 TO MEET EXPENDITURES AND REQUIRED PAYMENTS**

Surplus revenue appropriated . .	\$51,500.00
Miscellaneous revenues realized.	55,726.41
State aid revenues realized . . . .	18,821.06
<b>Delinquent taxes including</b>	
liens—1950 collections . . . . .	20,394.33
Current taxes—1950 collections..	295,043.22
Emergency borrowings . . . . .	.....
<b>TOTAL RECEIPTS AND REVENUES REALIZED . . . . .</b>	<b>\$441,485.02</b>

**CAPITAL OUTLAY—1950**

Beaches and boardwalks . . . . .	.....
Buildings and equipment . . . . .	.....
Parks and playgrounds . . . . .	.....
Sewers . . . . .	.....
Streets, roads and bridges . . . . .	\$461.53
Water supply . . . . .	.....
Other . . . . .	2,951.25

	<b>Real</b>	<b>2nd Class</b>
	<b>Property</b>	<b>R. R. Prop. &amp; Personal Prop.</b>
<b>Tax rate . . . . .</b>	<b>\$4.84</b>	<b>\$4.73</b>

**TAXES**

Local school tax . . . . .	\$148,100.00	
County taxes . . . . .	61,479.52	
Special district taxes . . . . .	.....	
<b>Local purpose levy . . . . .</b>		<b>\$209,579.52</b>
		<b>99,017.68</b>
<b>Total tax levy (tax duplicate) ..</b>		<b>\$308,597.20</b>
<b>Per Capita Total Tax Levy . . . . .</b>		<b>\$66.17</b>

<b>Current</b>		
1950 taxes levied (total) . . . . .		\$319,889.14
Collected in 1950 . . . . .		295,043.22
Per cent of levy collected in 1950 . . . . .	92.23	
Transferred to liens . . . . .		1,605.67
Cancelled, abated or adjusted . . . .		1,606.28
Outstanding December 31, 1950 ..		\$21,633.97

<b>All Prior Years Outstanding</b>		
Balance January 1, 1950 . . . . .		\$20,255.94
Collected in 1950 . . . . .		19,448.16
Balance December 31, 1950 . . . . .		\$227.43

<b>Tax Title Liens Outstanding</b>		
Balance January 1, 1950 . . . . .		\$22,508.16
Redeemed by cash . . . . .		946.17
Balance December 31, 1950 . . . . .		\$23,235.00

<b>Property Acquired by Deed or Foreclosure</b>		
Balance January 1, 1950 . . . . .		\$5,450.00
Sale for cash . . . . .		8,002.00
Balance December 31, 1950 . . . . .		\$3,350.00

**CAPITAL DEBT, DECEMBER 31, 1950**

<b>Gross Debt</b>		
School debt . . . . .	\$252,000.00	
Self-liquidating debt. . . . .	45,000.00	
Other capital debt . . . . .	23,738.00	

**TOTAL GROSS DEBT . . . . . \$320,738.00**

**Per Capita Gross Debt . . . . . \$68.77**

<b>Deductions for</b>		
School debt . . . . .	\$252,000.00	
Self-liquidating debt. . . . .	45,000.00	
Other capital debt . . . . .	.....	

**TOTAL DEDUCTIONS . . . . . 297,000.00**

**NET DEBT . . . . . \$23,738.00**

<b>Average Assessed Valuations</b>		
Real Property 1948-1949-1950..	\$5,018,581.00	
Per Cent of Net Debt . . . . .		0.47

**CURRENT FINANCES DECEMBER 31, 1950**

Cash . . . . .	\$108,808.17
Taxes receivable . . . . .	21,861.40
Tax title liens . . . . .	23,235.00
Foreclosed property . . . . .	3,350.00
Accounts receivable . . . . .	.....
State road aid receivable . . . . .	14,437.03
Emergencies and deferred charges . .	8,000.00
<b>TOTAL ASSETS . . . . .</b>	<b>\$179,691.60</b>

Cash liabilities . . . . .	\$43,487.43
Reserves . . . . .	48,446.40
Surplus revenue . . . . .	87,757.77

**TOTAL LIABILITIES AND SURPLUS . . . . . \$179,691.60**

**PORT REPUBLIC CITY—ATLANTIC COUNTY**

Population Census, 1950—427  
1940—402

Land Area 8.14 sq. mi.

Net Valuation Taxable \$154,250

**EXPENDITURES AND REQUIRED PAYMENTS FOR 1950**

**General Government**  
Administrative and executive . . . \$1,264.20  
Assessment and collection of taxes . . . 605.00  
Finance Department . . . 190.00

**Protection to Persons & Property**  
Fire . . . 450.00  
Police . . . 100.00  
Other . . . . .

**Streets and Roads**  
Repairs and maintenance . . . 839.30  
Street lighting . . . 850.00

**Sanitation**  
Street cleaning . . . . .  
Garbage and ash removal . . . . .  
Sewers . . . . .

**Health and Charities**  
Health service . . . 60.00  
Poor (including relief) . . . 155.00  
Hospitals (aid and maintenance) . . . . .  
Other . . . . .

**Recreation**  
Beaches and boardwalks . . . . .  
Parks and playgrounds . . . . .  
Other . . . . .

**Educational**  
(Exclusive of school districts) . . . . .

**Unclassified Purposes**  
(Including contingent) . . . . . 207.62

**SUB-TOTAL—Municipal functions..** \$4,721.12

**Per Capita—Municipal functions . . .** \$11.06  
Capital imp'ts and capital imp't fund . . . \$6,176.25

**Debt Service**  
Principal payments . . . . .  
Interest payments . . . \$25.00

Total . . . . . 25.00

**Per Capita Debt Service . . . . .** \$0.06

**Deferred Charges and Statutory Expenditures**  
Emergencies . . . . .  
Other deferred chgs. . . \$586.79

Total . . . . . 586.79

**TOTAL—Municipal expenditures . . .** \$11,509.16

**Required Payments for Local School, County, and Special District Taxes . . . . .** 12,857.21

**TOTAL EXPENDITURES AND REQUIRED PAYMENTS . . . . .** \$24,366.37

Reserve for uncollected taxes . . . . . \$1,916.11

**GRAND TOTAL—Budget . . . . .** \$26,282.48

**RECEIPTS AND REVENUES REALIZED IN 1950 TO MEET EXPENDITURES AND REQUIRED PAYMENTS**

Surplus revenue appropriated . . . \$3,000.00  
Miscellaneous revenues realized . . . 4,721.32  
State aid revenues realized . . . 5,118.60  
Delinquent taxes including  
liens—1950 collections . . . 1,233.77  
Current taxes—1950 collections . . . 10,740.55  
Emergency borrowings . . . . .

**TOTAL RECEIPTS AND REVENUES REALIZED . . . . .** \$24,814.24

**CAPITAL OUTLAY—1950**

Beaches and boardwalks . . . . .  
Buildings and equipment . . . . .  
Parks and playgrounds . . . . .  
Sewers . . . . .  
Streets, roads and bridges . . . . .  
Water supply . . . . .  
Other . . . . .

**Tax rate . . . . .** \$8.69  
Local school tax rate . . . . . 6.84  
County tax rate . . . . . 1.50  
Local purpose tax rate . . . . . 0.35

**TAXES**

Local school tax . . . \$10,548.00  
County taxes . . . . . 2,309.21  
Special district taxes . . . . .

Local purpose levy . . . . . \$12,857.21  
466.27

Total tax levy (tax duplicate) . . . \$13,403.48

**Per Capita Total Tax Levy . . . . .** \$31.39

**Current**  
1950 taxes levied (total) . . . . . \$13,508.26  
Collected in 1950 . . . . . 10,740.55  
Per cent of levy collected in 1950 . . . . . 79.51  
Transferred to liens . . . . . 709.40  
Cancelled, abated or adjusted . . . . . 179.87  
Outstanding December 31, 1950 . . . \$1,878.44

**All Prior Years Outstanding**  
Balance January 1, 1950 . . . . . \$1,334.71  
Collected in 1950 . . . . . 1,233.77  
Balance December 31, 1950 . . . . . \$94.74

**Tax Title Liens Outstanding**  
Balance January 1, 1950 . . . . . \$1,731.69  
Redeemed by cash . . . . .  
Balance December 31, 1950 . . . . . \$2,441.09

**Property Acquired by Deed or Foreclosure**  
Balance January 1, 1950 . . . . .  
Sale for cash . . . . .  
Balance December 31, 1950 . . . . .

**CAPITAL DEBT, DECEMBER 31, 1950**

**Gross Debt**  
School debt . . . . .  
Self-liquidating debt . . . . .  
Other capital debt . . . . .

**TOTAL GROSS DEBT . . . . .**  
**Per Capita Gross Debt . . . . .**

**Deductions for**  
School debt . . . . .  
Self-liquidating debt . . . . .  
Other capital debt . . . . .

**TOTAL DEDUCTIONS . . . . .**  
**NET DEBT . . . . .**

**Average Assessed Valuations**  
Real Property 1948-1949-1950 . . . \$148,817.00  
Per Cent of Net Debt . . . . .

**CURRENT FINANCES DECEMBER 31, 1950**

Cash . . . . . \$7,484.66  
Taxes receivable . . . . . 1,973.18  
Tax title liens . . . . . 2,441.09  
Foreclosed property . . . . .  
Accounts receivable . . . . .  
State road aid receivable . . . . . 1,000.00  
Emergencies and deferred charges . . . . .

**TOTAL ASSETS . . . . .** \$12,898.93

Cash liabilities . . . . . \$3,897.83  
Reserves . . . . . 4,414.27  
Surplus revenue . . . . . 4,586.83

**TOTAL LIABILITIES AND SURPLUS . . . . .** \$12,898.93

**PRINCETON BOROUGH—MERCER COUNTY**

Population Census, 1950—12,160  
1940—7,719

Land Area 1.76 sq. mi.

Net Valuation Taxable \$18,582,541

**EXPENDITURES AND REQUIRED PAYMENTS FOR 1950**

<b>General Government</b>	
Administrative and executive . . . . .	\$41,823.92
Assessment and collection of taxes	10,346.98
Finance Department . . . . .	.....
<b>Protection to Persons &amp; Property</b>	
Fire . . . . .	16,689.92
Police . . . . .	82,203.85
Other . . . . .	.....
<b>Streets and Roads</b>	
Repairs and maintenance . . . . .	27,547.72
Street lighting . . . . .	16,951.40
<b>Sanitation</b>	
Street cleaning . . . . .	15,669.62
Garbage and ash removal . . . . .	18,994.42
Sewers . . . . .	31,312.29
<b>Health and Charities</b>	
Health service . . . . .	15,392.99
Poor (including relief) . . . . .	10,561.24
Hospitals (aid and maintenance) . . . . .	18,500.00
Other . . . . .	.....
<b>Recreation</b>	
Beaches and boardwalks . . . . .	.....
Parks and playgrounds . . . . .	3,350.00
Other . . . . .	.....
<b>Educational</b>	
(Exclusive of school districts) . . . . .	19,722.18
<b>Unclassified Purposes</b>	
(Including contingent) . . . . .	22,392.92
<b>SUB-TOTAL—Municipal functions..</b>	<b>\$351,459.45</b>

<b>Per Capita—Municipal functions . . . . .</b>	<b>\$28.90</b>
Capital imp'ts and capital imp't fund	\$37,141.20
<b>Debt Service</b>	
Principal payments . . . . .	\$71,304.00
Interest payments . . . . .	10,904.40

Total . . . . .	82,208.40
<b>Per Capita Debt Service . . . . .</b>	
	<b>\$6.76</b>
<b>Deferred Charges and Statutory Expenditures</b>	
Emergencies . . . . .	.....
Other deferred chgs. . . . .	\$31,476.25
Total . . . . .	31,476.25

**TOTAL—Municipal expenditures . . . . . \$502,285.30**

<b>Required Payments for Local School, County, and Special District Taxes . . . . .</b>	<b>528,088.80</b>
-----------------------------------------------------------------------------------------	-------------------

**TOTAL EXPENDITURES AND REQUIRED PAYMENTS . . . . . \$1,030,374.10**

Reserve for uncollected taxes . . . . . \$50,000.00

**GRAND TOTAL—Budget . . . . . \$1,080,374.10**

**RECEIPTS AND REVENUES REALIZED IN 1950 TO MEET EXPENDITURES AND REQUIRED PAYMENTS**

Surplus revenue appropriated . . . . .	\$70,404.00
Miscellaneous revenues realized . . . . .	193,668.15
State aid revenues realized . . . . .	13,993.96
Delinquent taxes including	.....
liens—1950 collections . . . . .	42,466.06
Current taxes—1950 collections..	789,954.08
Emergency borrowings . . . . .	.....

**TOTAL RECEIPTS AND REVENUES REALIZED . . . . . \$1,110,486.25**

**CAPITAL OUTLAY—1950**

Beaches and boardwalks . . . . .	.....
Buildings and equipment . . . . .	\$26,981.21
Parks and playgrounds . . . . .	.....
Sewers . . . . .	3,690.20
Streets, roads and bridges . . . . .	10,648.18
Water supply . . . . .	.....
Other . . . . .	25,877.73

<b>Tax rate . . . . .</b>	<b>\$4.42</b>
Local school tax rate . . . . .	1.77
County tax rate . . . . .	1.07
Local purpose tax rate . . . . .	1.58

**TAXES**

Local school tax . . . . .	\$329,037.85	
County taxes . . . . .	199,050.95	
Special district taxes . . . . .	.....	
Local purpose levy . . . . .	.....	\$528,088.80
		297,844.80
<b>Total tax levy (tax duplicate) ..</b>		<b>\$825,933.60</b>

**Per Capita Total Tax Levy . . . . . \$67.92**

<b>Current</b>	
1950 taxes levied (total) . . . . .	\$832,022.74
Collected in 1950 . . . . .	789,954.08
Per cent of levy collected in 1950 . . . . .	94.94
Transferred to liens . . . . .	22.99
Cancelled, abated or adjusted . . . . .	4,854.18
Outstanding December 31, 1950 . . . . .	\$37,191.49

<b>All Prior Years Outstanding</b>	
Balance January 1, 1950 . . . . .	\$43,785.20
Collected in 1950 . . . . .	40,372.16
Balance December 31, 1950 . . . . .	\$2,729.83

<b>Tax Title Liens Outstanding</b>	
Balance January 1, 1950 . . . . .	\$1,829.78
Redeemed by cash . . . . .	2,093.90
Balance December 31, 1950 . . . . .	\$212.54

<b>Property Acquired by Deed or Foreclosure</b>	
Balance January 1, 1950 . . . . .	\$4,775.00
Sale for cash . . . . .	.....
Balance December 31, 1950 . . . . .	\$4,040.00

**CAPITAL DEBT, DECEMBER 31, 1950**

<b>Gross Debt</b>	
School debt . . . . .	\$536,500.00
Self-liquidating debt. . . . .	.....
Other capital debt . . . . .	423,324.00
<b>TOTAL GROSS DEBT . . . . .</b>	<b>\$959,824.00</b>
<b>Per Capita Gross Debt . . . . .</b>	<b>\$78.93</b>

<b>Deductions for</b>	
School debt . . . . .	\$536,500.00
Self-liquidating debt. . . . .	.....
Other capital debt . . . . .	.....
<b>TOTAL DEDUCTIONS . . . . .</b>	<b>536,500.00</b>
<b>NET DEBT . . . . .</b>	<b>\$423,324.00</b>

**Average Assessed Valuations**  
Real Property 1948-1949-1950.. \$16,585,274.00  
Per Cent of Net Debt . . . . . 2.55

**CURRENT FINANCES DECEMBER 31, 1950**

Cash . . . . .	\$308,226.24
Taxes receivable . . . . .	39,921.32
Tax title liens . . . . .	212.54
Foreclosed property . . . . .	4,040.00
Accounts receivable . . . . .	3,560.30
State road aid receivable . . . . .	.....
Emergencies and deferred charges . . . . .	.....
<b>TOTAL ASSETS . . . . .</b>	<b>\$355,960.40</b>

Cash liabilities . . . . .	\$133,459.86
Reserves . . . . .	47,734.16
Surplus revenue . . . . .	174,766.38
<b>TOTAL LIABILITIES AND SURPLUS . . . . .</b>	<b>\$355,960.40</b>

**PRINCETON TOWNSHIP—MERCER COUNTY**

Population Census, 1950—5,390      Land Area 16.25 sq. mi.      Net Valuation Taxable \$8,618,511  
 1940—3,251

**EXPENDITURES AND REQUIRED PAYMENTS FOR 1950**

<b>General Government</b>	
Administrative and executive .....	\$12,433.74
Assessment and collection of taxes .....	7,757.49
Finance Department .....	705.70
<b>Protection to Persons &amp; Property</b>	
Fire .....	6,540.00
Police .....	26,591.59
Other .....	.....
<b>Streets and Roads</b>	
Repairs and maintenance .....	36,620.49
Street lighting .....	2,725.45
<b>Sanitation</b>	
Street cleaning .....	.....
Garbage and ash removal .....	2,850.85
Sewers .....	15,836.15
<b>Health and Charities</b>	
Health service .....	2,711.53
Poor (including relief) .....	1,879.51
Hospitals (aid and maintenance) .....	8,531.95
Other .....	265.34
<b>Recreation</b>	
Beaches and boardwalks .....	.....
Parks and playgrounds .....	1,100.00
Other .....	.....
<b>Educational</b>	
(Exclusive of school districts) ..	.....
<b>Unclassified Purposes</b>	
(Including contingent) .....	1,720.20
<b>SUB-TOTAL—Municipal functions..</b>	<b>\$128,269.99</b>

<b>Per Capita—Municipal functions .....</b>	<b>\$23.80</b>
Capital imp'ts and capital imp't fund .....	\$18,216.66
<b>Debt Service</b>	
Principal payments ..	\$269.09
Interest payments ..	3.89
<b>Total .....</b>	<b>272.98</b>
<b>Per Capita Debt Service .....</b>	
<b>Service .....</b>	<b>\$0.05</b>
<b>Deferred Charges and Statutory Expenditures</b>	
Emergencies .....	.....
Other deferred chgs. ..	\$17,529.79
<b>Total .....</b>	<b>17,529.79</b>

**TOTAL—Municipal expenditures ... \$164,289.42**

**Required Payments for Local School, County and Special District Taxes .....** 286,287.37

**TOTAL EXPENDITURES AND REQUIRED PAYMENTS .....** **\$450,576.79**

Reserve for uncollected taxes .....

**GRAND TOTAL—Budget .....** **\$475,076.79**

**RECEIPTS AND REVENUES REALIZED IN 1950 TO MEET EXPENDITURES AND REQUIRED PAYMENTS**

Surplus revenue appropriated ..	\$50,929.69
Miscellaneous revenues realized ..	63,993.20
State aid revenues realized .....	17,227.00
<b>Delinquent taxes including</b>	
liens—1950 collections .....	21,449.21
Current taxes—1950 collections..	323,123.25
Emergency borrowings .....	.....

**TOTAL RECEIPTS AND REVENUES REALIZED .....** **\$476,722.35**

**CAPITAL OUTLAY—1950**

Beaches and boardwalks .....	.....
Buildings and equipment .....	.....
Parks and playgrounds .....	.....
Sewers .....	.....
Streets, roads and bridges .....	\$39,783.40
Water supply .....	.....
Other .....	.....

<b>Tax rate .....</b>	<b>\$3.93</b>
Local school tax rate .....	2.18
County tax rate .....	1.11
Local purpose tax rate ....	0.64

**TAXES**

Local school tax ...	\$187,942.00	
County taxes .....	95,845.37	
Special district taxes .....	2,500.00	
		\$286,287.37
Local purpose levy .....		54,947.83
<b>Total tax levy (tax duplicate) ..</b>		<b>\$341,235.20</b>
<b>Per Capita Total Tax Levy .....</b>	<b>\$63.31</b>	

<b>Current</b>	
1950 taxes levied (total) .....	\$347,233.17
Collected in 1950 .....	323,123.25
Per cent of levy collected in 1950 ...	93.05
Transferred to liens .....	.....
Cancelled, abated or adjusted ....	1,402.02
Outstanding December 31, 1950 ..	\$22,707.90

<b>All Prior Years Outstanding</b>	
Balance January 1, 1950 .....	\$21,761.01
Collected in 1950 .....	21,449.21
Balance December 31, 1950 .....	\$155.15

<b>Tax Title Liens Outstanding</b>	
Balance January 1, 1950 .....	.....
Redeemed by cash .....	.....
Balance December 31, 1950 .....	.....

<b>Property Acquired by Deed or Foreclosure</b>	
Balance January 1, 1950 .....	.....
Sale for cash .....	.....
Balance December 31, 1950 .....	.....

**CAPITAL DEBT, DECEMBER 31, 1950**

<b>Gross Debt</b>	
School debt .....	\$740,000.00
Self-liquidating debt. ....	.....
Other capital debt ..	.....
<b>TOTAL GROSS DEBT .....</b>	<b>\$740,000.00</b>
<b>Per Capita Gross Debt .....</b>	<b>\$137.29</b>

<b>Deductions for</b>	
School debt .....	\$458,568.00
Self-liquidating debt. ....	.....
Other capital debt ..	.....
<b>TOTAL DEDUCTIONS .....</b>	<b>458,568.00</b>
<b>NET DEBT .....</b>	<b>\$281,432.00</b>

<b>Average Assessed Valuations</b>	
Real Property 1948-1949-1950..	\$7,642,802.00
Per Cent of Net Debt .....	3.68

**CURRENT FINANCES DECEMBER 31, 1950**

Cash .....	\$88,388.47
Taxes receivable .....	22,863.05
Tax title liens .....	.....
Foreclosed property .....	.....
Accounts receivable .....	1,455.00
State road aid receivable .....	11,796.00
Emergencies and deferred charges ..	2,732.96
<b>TOTAL ASSETS .....</b>	<b>\$127,235.48</b>

Cash liabilities .....	\$19,955.86
Reserves .....	24,318.05
Surplus revenue .....	82,961.57

**TOTAL LIABILITIES AND SURPLUS .....** **\$127,235.48**

**PROSPECT PARK BOROUGH—PASSAIC COUNTY**

Population Census, 1950—5,251      Land Area 0.4 sq. mi.      Net Valuation Taxable \$4,886,575  
 1940—5,714

**EXPENDITURES AND REQUIRED PAYMENTS FOR 1950**  
**General Government**

Administrative and executive . . . . . \$5,125.00  
 Assessment and collection of taxes . . . . . 4,391.50  
 Finance Department . . . . .

**Protection to Persons & Property**

Fire . . . . . 7,000.00  
 Police . . . . . 15,200.00  
 Other . . . . .

**Streets and Roads**

Repairs and maintenance . . . . . 10,441.00  
 Street lighting . . . . . 2,200.00

**Sanitation**

Street cleaning . . . . .  
 Garbage and ash removal . . . . . 12,000.00  
 Sewers . . . . . 1,400.00

**Health and Charities**

Health service . . . . . 2,675.00  
 Poor (including relief) . . . . . 3,400.00  
 Hospitals (aid and maintenance) . . . . . 750.00  
 Other . . . . .

**Recreation**

Beaches and boardwalks . . . . .  
 Parks and playgrounds . . . . .  
 Other . . . . . 1,000.00

**Educational**

(Exclusive of school districts) . . . . .

**Unclassified Purposes**

(Including contingent) . . . . . 1,000.00

**SUB-TOTAL—Municipal functions..** \$66,582.50

**Per Capita—Municipal functions . . . . .**

\$12.68  
 Capital imp'ts and capital imp't fund \$10,604.00

**Debt Service**

Principal payments . . . . . \$3,855.52  
 Interest payments . . . . . 750.00

**Total . . . . .** 4,605.52

**Per Capita Debt Service . . . . .**

\$0.88

**Deferred Charges and Statutory Expenditures**

Emergencies . . . . .  
 Other deferred chgs. . . . . \$8,142.92

**Total . . . . .** 8,142.92

**TOTAL—Municipal expenditures . . . . .** \$89,934.94

**Required Payments for Local School, County, and Special District Taxes . . . . .**

120,922.82

**TOTAL EXPENDITURES AND REQUIRED PAYMENTS . . . . .** \$210,857.76

Reserve for uncollected taxes . . . . . \$17,714.45

**GRAND TOTAL—Budget . . . . .** \$228,572.21

**RECEIPTS AND REVENUES REALIZED IN 1950 TO MEET EXPENDITURES AND REQUIRED PAYMENTS**

Surplus revenue appropriated . . . . . \$25,000.00  
 Miscellaneous revenues realized . . . . . 18,057.02  
 State aid revenues realized . . . . . 11,339.21

**Delinquent taxes including**

Liens—1950 collections . . . . . 1,003.96  
 Current taxes—1950 collections.. 176,830.52  
 Emergency borrowings . . . . .

**TOTAL RECEIPTS AND REVENUES REALIZED . . . . .** \$232,230.71

**CAPITAL OUTLAY—1950**

Beaches and boardwalks . . . . .  
 Buildings and equipment . . . . .  
 Parks and playgrounds . . . . .  
 Sewers . . . . .  
 Streets, roads and bridges . . . . .  
 Water supply . . . . .  
 Other . . . . .

Real      2nd Class  
 Property      R. R. Prop. &  
 \$3.87      Personal Prop.  
**\$3.87**

**TAXES**

Local school tax . . . . . \$82,135.00  
 County taxes . . . . . 38,787.82  
 Special district taxes . . . . .

Local purpose levy . . . . . \$120,922.82

55,998.39

**Total tax levy (tax duplicate) ..** \$176,921.21

**Per Capita Total Tax Levy . . . . .**

\$33.69

**Current**

1950 taxes levied (total) . . . . . \$178,050.30  
 Collected in 1950 . . . . . 176,830.52  
 Per cent of levy collected in 1950 . . . . . 99.31  
 Transferred to liens . . . . . 137.37  
 Cancelled, abated or adjusted . . . . . 232.20  
 Outstanding December 31, 1950 . . . . . \$850.21

**All Prior Years Outstanding**

Balance January 1, 1950 . . . . . \$1,549.44  
 Collected in 1950 . . . . . 1,003.96  
 Balance December 31, 1950 . . . . . \$15.38

**Tax Title Liens Outstanding**

Balance January 1, 1950 . . . . . \$2,154.87  
 Redeemed by cash . . . . .  
 Balance December 31, 1950 . . . . . \$2,098.24

**Property Acquired by Deed or Foreclosure**

Balance January 1, 1950 . . . . . \$1,200.00  
 Sale for cash . . . . . 860.00  
 Balance December 31, 1950 . . . . . \$1,050.00

**CAPITAL DEBT, DECEMBER 31, 1950**

**Gross Debt**

School debt . . . . .  
 Self-liquidating debt. . . . .  
 Other capital debt . . . . . \$31,161.00

**TOTAL GROSS DEBT . . . . .** \$31,161.00

**Per Capita Gross Debt . . . . .** \$5.93

**Deductions for**

School debt . . . . .  
 Self-liquidating debt. . . . .  
 Other capital debt . . . . .

**TOTAL DEDUCTIONS . . . . .**

**NET DEBT . . . . .** \$31,161.00

**Average Assessed Valuations**

Real Property 1948-1949-1950.. \$4,126,042.00  
 Per Cent of Net Debt . . . . . 0.75

**CURRENT FINANCES DECEMBER 31, 1950**

Cash . . . . . \$51,136.15  
 Taxes receivable . . . . . 865.59  
 Tax title liens . . . . . 2,098.24  
 Foreclosed property . . . . . 1,050.00  
 Accounts receivable . . . . . 5,662.11  
 State road aid receivable . . . . . 7,000.00  
 Emergencies and deferred charges . . . . . 1,500.00

**TOTAL ASSETS . . . . .** \$69,312.09

Cash liabilities . . . . . \$10,234.10  
 Reserves . . . . . 9,675.94  
 Surplus revenue . . . . . 49,402.05

**TOTAL LIABILITIES AND SURPLUS . . . . .** \$69,312.09

**QUINTON TOWNSHIP—SALEM COUNTY**

Population Census, 1950—1,821      Land Area 24.61 sq. mi.      Net Valuation Taxable \$937,740  
 1940—1,313

**EXPENDITURES AND REQUIRED PAYMENTS FOR 1950**

**General Government**

Administrative and executive . . . \$4,350.00  
 Assessment and collection of taxes 2,260.00  
 Finance Department . . . . . 635.00

**Protection to Persons & Property**

Fire . . . . . 600.00  
 Police . . . . . 585.00  
 Other . . . . .

**Streets and Roads**

Repairs and maintenance . . . . . 10,285.00  
 Street lighting . . . . . 2,200.00

**Sanitation**

Street cleaning . . . . .  
 Garbage and ash removal . . . . . 550.00  
 Sewers . . . . .

**Health and Charities**

Health service . . . . . 668.00  
 Poor (including relief) . . . . . 275.00  
 Hospitals (aid and maintenance) . . . . . 200.00  
 Other . . . . . 200.00

**Recreation**

Beaches and boardwalks . . . . .  
 Parks and playgrounds . . . . .  
 Other . . . . .

**Educational**  
 (Exclusive of school districts) . . . . .

**Unclassified Purposes**  
 (Including contingent) . . . . . 100.00

**SUB-TOTAL—Municipal functions..** \$22,908.00

**Per Capita—Municipal functions . . . . . \$12.58**

Capital imp'ts and capital imp't fund \$5,500.00

**Debt Service**

Principal payments . . . . .  
 Interest payments .. \$50.00

Total . . . . . 50.00

**Per Capita Debt Service . . . . . \$0.03**

**Deferred Charges and Statutory Expenditures**

Emergencies . . . . .  
 Other deferred chgs. . . . .

Total . . . . .

**TOTAL—Municipal expenditures . . . . . \$28,458.00**

**Required Payments for Local School, County, and Special District Taxes . . . . . 43,010.78**

**TOTAL EXPENDITURES AND REQUIRED PAYMENTS . . . . . \$71,468.78**

Reserve for uncollected taxes . . . . . \$16,270.89

**GRAND TOTAL—Budget . . . . . \$87,739.67**

**RECEIPTS AND REVENUES REALIZED IN 1950 TO MEET EXPENDITURES AND REQUIRED PAYMENTS**

Surplus revenue appropriated . . \$16,708.79  
 Miscellaneous revenues realized. 7,659.14  
 State aid revenues realized . . . . 12,024.60  
 Delinquent taxes including  
 liens—1950 collections . . . . . 10,176.73  
 Current taxes—1950 collections.. 37,143.81  
 Emergency borrowings . . . . .

**TOTAL RECEIPTS AND REVENUES REALIZED . . . . . \$83,713.07**

**CAPITAL OUTLAY—1950**

Beaches and boardwalks . . . . .  
 Buildings and equipment . . . . .  
 Parks and playgrounds . . . . .  
 Sewers . . . . .  
 Streets, roads and bridges . . . . .  
 Water supply . . . . .  
 Other . . . . .

**Tax rate . . . . . \$5.50**

Local school tax rate . . . . . 3.52  
 County tax rate . . . . . 1.07  
 Local purpose tax rate . . . . . 0.91

**TAXES**

Local school tax . . . \$32,987.19  
 County taxes . . . . . 10,023.59  
 Special district taxes . . . . .

Local purpose levy . . . . . \$43,010.78  
 8,433.10

**Total tax levy (tax duplicate) ..** \$51,443.88

**Per Capita Total Tax Levy . . . . . \$28.25**

**Current**

1950 taxes levied (total) . . . . . \$51,642.59  
 Collected in 1950 . . . . . 37,143.81  
 Per cent of levy collected in 1950 . . . . . 71.92  
 Transferred to liens . . . . . 116.88  
 Cancelled, abated or adjusted . . . . . 204.87  
 Outstanding December 31, 1950 .. \$14,177.03

**All Prior Years Outstanding**

Balance January 1, 1950 . . . . . \$13,781.27  
 Collected in 1950 . . . . . 10,131.73  
 Balance December 31, 1950 . . . . . \$3,574.48

**Tax Title Liens Outstanding**

Balance January 1, 1950 . . . . . \$842.42  
 Redeemed by cash . . . . . 45.00  
 Balance December 31, 1950 . . . . . \$908.98

**Property Acquired by Deed or Foreclosure**

Balance January 1, 1950 . . . . .  
 Sale for cash . . . . .  
 Balance December 31, 1950 . . . . . \$94.54

**CAPITAL DEBT, DECEMBER 31, 1950**

**Gross Debt**

School debt . . . . . \$93,000.00  
 Self-liquidating debt. . . . .  
 Other capital debt .. . . .

**TOTAL GROSS DEBT . . . . . \$93,000.00**

**Per Capita Gross Debt . . . . . \$51.07**

**Deductions for**

School debt . . . . . \$49,730.00  
 Self-liquidating debt. . . . .  
 Other capital debt .. . . .

**TOTAL DEDUCTIONS . . . . . 49,730.00**

**NET DEBT . . . . . \$43,270.00**

**Average Assessed Valuations**

Real Property 1948-1949-1950.. \$828,833.00  
 Per Cent of Net Debt . . . . . 5.22

**CURRENT FINANCES DECEMBER 31, 1950**

Cash . . . . . \$31,547.02  
 Taxes receivable . . . . . 17,751.51  
 Tax title liens . . . . . 908.98  
 Foreclosed property . . . . . 94.54  
 Accounts receivable . . . . . 70.15  
 State road aid receivable . . . . .  
 Emergencies and deferred charges .. . . .

**TOTAL ASSETS . . . . . \$50,372.20**

Cash liabilities . . . . . \$806.48  
 Reserves . . . . . 18,825.18  
 Surplus revenue . . . . . 30,740.54

**TOTAL LIABILITIES AND SURPLUS . . . . . \$50,372.20**

## RAHWAY CITY—UNION COUNTY

Population Census, 1950—21,287  
1940—17,498

Land Area 4.1 sq. mi.

Net Valuation Taxable \$29,332,535

### EXPENDITURES AND REQUIRED PAYMENTS FOR 1950

<b>General Government</b>	
Administrative and executive . . . . .	\$104,808.96
Assessment and collection of taxes	31,035.29
Finance Department . . . . .	10,241.86
<b>Protection to Persons &amp; Property</b>	
Fire . . . . .	117,600.00
Police . . . . .	183,083.23
Other . . . . .	12,443.66
<b>Streets and Roads</b>	
Repairs and maintenance . . . . .	117,026.58
Street lighting . . . . .	44,000.00
<b>Sanitation</b>	
Street cleaning . . . . .	9,400.00
Garbage and ash removal . . . . .	76,375.00
Sewers . . . . .	34,429.99
<b>Health and Charities</b>	
Health service . . . . .	19,710.54
Poor (including relief) . . . . .	21,350.00
Hospitals (aid and maintenance) . . . . .	8,400.00
Other . . . . .	.....
<b>Recreation</b>	
Beaches and boardwalks . . . . .	.....
Parks and playgrounds . . . . .	4,019.24
Other . . . . .	20,626.90
<b>Educational</b>	
(Exclusive of school districts) . . . . .	30,580.00
<b>Unclassified Purposes</b>	
(Including contingent) . . . . .	73,568.75
<b>SUB-TOTAL—Municipal functions..</b>	<b>\$918,700.00</b>

<b>Per Capita—Municipal functions . . . . .</b>	<b>\$43.16</b>
Capital imp'ts and capital imp't fund	\$34,410.00
<b>Debt Service</b>	
Principal payments . . . . .	\$136,723.22
Interest payments . . . . .	57,641.77
<b>Total . . . . .</b>	<b>194,364.99</b>
<b>Per Capita Debt Service . . . . .</b>	
<b>Deferred Charges and Statutory Expenditures</b>	<b>\$9.13</b>
Emergencies . . . . .	\$31,850.07
Other deferred chgs. . . . .	62,464.62
<b>Total . . . . .</b>	<b>94,314.69</b>

**TOTAL—Municipal expenditures . . . . .** \$1,241,789.68

**Required Payments for Local School, County, and Special District Taxes . . . . .** 767,309.59

**TOTAL EXPENDITURES AND REQUIRED PAYMENTS . . . . .** **\$2,009,099.27**

Reserve for uncollected taxes . . . . . \$108,355.38

**GRAND TOTAL—Budget . . . . .** **\$2,117,454.65**

### RECEIPTS AND REVENUES REALIZED IN 1950 TO MEET EXPENDITURES AND REQUIRED PAYMENTS

Surplus revenue appropriated . . . . .	\$135,000.00
Miscellaneous revenues realized. . . . .	201,362.08
State aid revenues realized . . . . .	19,007.23
<b>Delinquent taxes including</b>	
liens—1950 collections . . . . .	106,372.53
Current taxes—1950 collections..	1,642,551.31
Emergency borrowings . . . . .	52,320.40
<b>TOTAL RECEIPTS AND REVENUES REALIZED . . . . .</b>	<b>\$2,156,613.55</b>

### CAPITAL OUTLAY—1950

Beaches and boardwalks . . . . .	.....
Buildings and equipment . . . . .	\$40,567.70
Parks and playgrounds . . . . .	.....
Sewers . . . . .	.....
Streets, roads and bridges . . . . .	243,463.07
Water supply . . . . .	.....
Other . . . . .	34,868.10

<b>Tax rate . . . . .</b>	<b>\$5.83</b>
Local school tax rate . . . . .	1.83
County tax rate . . . . .	0.79
Local purpose tax rate . . . . .	3.21

### TAXES

Local school tax . . . . .	\$535,939.97	
County taxes . . . . .	231,369.62	
Special district taxes . . . . .	.....	
		\$767,309.59
Local purpose levy . . . . .	.....	944,106.98
<b>Total tax levy (tax duplicate) ..</b>		<b>\$1,711,416.57</b>

**Per Capita Total Tax Levy . . . . .** **\$80.40**

### Current

1950 taxes levied (total) . . . . .	\$1,728,433.15
Collected in 1950 . . . . .	1,642,551.31
Per cent of levy collected in 1950 . . . . .	95.03
Transferred to liens . . . . .	3,653.47
Cancelled, abated or adjusted . . . . .	2,911.22
Outstanding December 31, 1950 ..	\$79,317.15

### All Prior Years Outstanding

Balance January 1, 1950 . . . . .	\$109,952.79
Collected in 1950 . . . . .	59,878.70
Balance December 31, 1950 . . . . .	\$49,487.63

### Tax Title Liens Outstanding

Balance January 1, 1950 . . . . .	\$44,437.21
Redeemed by cash . . . . .	2,407.24
Balance December 31, 1950 . . . . .	\$40,842.03

### Property Acquired by Deed or Foreclosure

Balance January 1, 1950 . . . . .	\$184,813.00
Sale for cash . . . . .	44,086.59
Balance December 31, 1950 . . . . .	\$145,655.50

### CAPITAL DEBT, DECEMBER 31, 1950

<b>Gross Debt</b>	
School debt . . . . .	\$575,000.00
Self-liquidating debt. . . . .	257,000.00
Other capital debt . . . . .	1,440,766.00
<b>TOTAL GROSS DEBT . . . . .</b>	<b>\$2,272,766.00</b>

**Per Capita Gross Debt . . . . .** **\$106.77**

### Deductions for

School debt . . . . .	\$575,000.00	
Self-liquidating debt. . . . .	257,000.00	
Other capital debt . . . . .	70,082.00	
<b>TOTAL DEDUCTIONS . . . . .</b>	<b>902,082.00</b>	
<b>NET DEBT . . . . .</b>	<b>\$1,370,684.00</b>	

### Average Assessed Valuations

**Real Property 1948-1949-1950..** \$24,050,607.00  
**Per Cent of Net Debt . . . . .** 5.69

### CURRENT FINANCES DECEMBER 31, 1950

Cash . . . . .	\$264,588.38
Taxes receivable . . . . .	128,804.78
Tax title liens . . . . .	40,842.03
Foreclosed property . . . . .	145,655.50
Accounts receivable . . . . .	31,958.59
State road aid receivable . . . . .	.....
Emergencies and deferred charges . . . . .	52,320.40
<b>TOTAL ASSETS . . . . .</b>	<b>\$664,169.68</b>
Cash liabilities . . . . .	\$55,143.67
Reserves . . . . .	347,260.90
Surplus revenue . . . . .	209,444.71
<b>TOTAL LIABILITIES AND SURPLUS . . . . .</b>	<b>\$664,169.68</b>

**RAMSEY BOROUGH—BERGEN COUNTY**

Population Census, 1950—4,651  
1940—3,566

Land Area 5.9 sq. mi.

Net Valuation Taxable \$4,433,764

**EXPENDITURES AND REQUIRED PAYMENTS FOR 1950**

<b>General Government</b>	
Administrative and executive .....	\$25,105.00
Assessment and collection of taxes	5,375.00
Finance Department .....	.....
<b>Protection to Persons &amp; Property</b>	
Fire .....	11,500.00
Police .....	21,793.38
Other .....	.....
<b>Streets and Roads</b>	
Repairs and maintenance .....	28,756.62
Street lighting .....	8,500.00
<b>Sanitation</b>	
Street cleaning .....	.....
Garbage and ash removal .....	13,500.00
Sewers .....	.....
<b>Health and Charities</b>	
Health service .....	4,300.00
Poor (including relief) .....	500.00
Hospitals (aid and maintenance) .....	.....
Other .....	.....
<b>Recreation</b>	
Beaches and boardwalks .....	.....
Parks and playgrounds .....	.....
Other .....	5,200.00
<b>Educational</b>	
(Exclusive of school districts) ..	3,000.00
<b>Unclassified Purposes</b>	
(Including contingent) .....	1,725.00
<b>SUB-TOTAL—Municipal functions..</b>	<b>\$129,255.00</b>

<b>Per Capita—Municipal functions .....</b>	<b>\$27.79</b>
Capital Imp'ts and capital Imp't fund	\$5,750.00
<b>Debt Service</b>	
Principal payments .....	.....
Interest payments .....	.....
<b>Total .....</b>	<b>.....</b>

<b>Per Capita Debt Service .....</b>	<b>.....</b>
<b>Deferred Charges and Statutory Expenditures</b>	
Emergencies .....	.....
Other deferred chgs. ....	.....
<b>Total .....</b>	<b>.....</b>

<b>TOTAL—Municipal expenditures ...</b>	<b>\$135,005.00</b>
<b>Required Payments for Local School, County, and Special District Taxes .....</b>	<b>186,829.67</b>

<b>TOTAL EXPENDITURES AND REQUIRED PAYMENTS .....</b>	<b>\$321,834.67</b>
Reserve for uncollected taxes .....	\$18,917.00
<b>GRAND TOTAL—Budget .....</b>	<b>\$340,751.67</b>

**RECEIPTS AND REVENUES REALIZED IN 1950 TO MEET EXPENDITURES AND REQUIRED PAYMENTS**

Surplus revenue appropriated ..	\$20,000.00
Miscellaneous revenues realized.	50,638.85
State aid revenues realized .....	4,349.77
Delinquent taxes including	.....
liens—1950 collections .....	14,808.04
<b>Current taxes—1950 collections..</b>	<b>245,918.45</b>
Emergency borrowings .....	.....

<b>TOTAL RECEIPTS AND REVENUES REALIZED .....</b>	<b>\$345,715.11</b>
---------------------------------------------------	---------------------

**CAPITAL OUTLAY—1950**

Beaches and boardwalks .....	.....
Buildings and equipment .....	.....
Parks and playgrounds .....	.....
Sewers .....	.....
Streets, roads and bridges .....	.....
Water supply .....	.....
Other .....	.....

<b>Tax rate .....</b>	<b>\$5.76</b>
Local school tax rate .....	3.36
County tax rate .....	0.85
Local purpose tax rate .....	1.55

**TAXES**

Local school tax ...	\$149,025.00	
County taxes .....	37,804.67	
Special district taxes .....	.....	
<b>Local purpose levy .....</b>	<b>.....</b>	<b>\$186,829.67</b>
<b>Total tax levy (tax duplicate) ..</b>	<b>.....</b>	<b>\$256,971.67</b>

<b>Per Capita Total Tax Levy .....</b>	<b>\$55.25</b>
----------------------------------------	----------------

<b>Current</b>	
1950 taxes levied (total) .....	\$262,189.10
Collected in 1950 .....	245,918.45
Per cent of levy collected in 1950 ...	93.79
Transferred to liens .....	57.89
Cancelled, abated or adjusted .....	720.90
Outstanding December 31, 1950 ..	\$15,491.86

<b>All Prior Years Outstanding</b>	
Balance January 1, 1950 .....	\$15,021.89
Collected in 1950 .....	14,757.38
Balance December 31, 1950 .....	\$82.99

<b>Tax Title Liens Outstanding</b>	
Balance January 1, 1950 .....	\$1,180.57
Redeemed by cash .....	50.66
Balance December 31, 1950 .....	\$1,187.80

<b>Property Acquired by Deed or Foreclosure</b>	
Balance January 1, 1950 .....	\$2,800.00
Sale for cash .....	.....
Balance December 31, 1950 .....	\$2,800.00

**CAPITAL DEBT, DECEMBER 31, 1950**

<b>Gross Debt</b>	
School debt .....	\$172,000.00
Self-liquidating debt .....	.....
Other capital debt ..	71,000.00
<b>TOTAL GROSS DEBT .....</b>	<b>\$243,000.00</b>
<b>Per Capita Gross Debt .....</b>	<b>\$52.25</b>

<b>Deductions for</b>	
School debt .....	\$172,000.00
Self-liquidating debt .....	.....
Other capital debt ..	.....
<b>TOTAL DEDUCTIONS .....</b>	<b>172,000.00</b>
<b>NET DEBT .....</b>	<b>\$71,000.00</b>

<b>Average Assessed Valuations</b>	
Real Property 1948-1949-1950..	\$4,051,823.00
Per Cent of Net Debt .....	1.75

**CURRENT FINANCES DECEMBER 31, 1950**

Cash .....	\$104,785.20
Taxes receivable .....	15,574.85
Tax title liens .....	1,187.80
Foreclosed property .....	2,800.00
Accounts receivable .....	863.09
State road aid receivable .....	.....
Emergencies and deferred charges ..	.....
<b>TOTAL ASSETS .....</b>	<b>\$125,210.94</b>

Cash liabilities .....	\$31,394.84
Reserves .....	20,425.74
Surplus revenue .....	73,390.36

<b>TOTAL LIABILITIES AND SURPLUS .....</b>	<b>\$125,210.94</b>
--------------------------------------------	---------------------

# RANDOLPH TOWNSHIP—MORRIS COUNTY

Population Census, 1950—4,294  
1940—2,160

Land Area 21.2 sq. mi.

Net Valuation Taxable \$2,347,851

## EXPENDITURES AND RE- QUIRED PAYMENTS FOR 1950

<b>General Government</b>	
Administrative and executive ....	\$16,450.00
Assessment and collection of taxes	3,850.00
Finance Department .....	1,100.00
<b>Protection to Persons &amp; Property</b>	
Fire .....	7,900.00
Police .....	7,650.00
Other .....	.....
<b>Streets and Roads</b>	
Repairs and maintenance .....	42,504.00
Street lighting .....	75.00
<b>Sanitation</b>	
Street cleaning .....	.....
Garbage and ash removal .....	4,500.00
Sewers .....	.....
<b>Health and Charities</b>	
Health service .....	875.00
Poor (including relief) .....	850.00
Hospitals (aid and maintenance) ..	900.00
Other .....	.....
<b>Recreation</b>	
Beaches and boardwalks .....	.....
Parks and playgrounds .....	200.00
Other .....	.....
<b>Educational</b> (Exclusive of school districts) ..	
.....	.....
<b>Unclassified Purposes</b> (Including contingent) .....	
.....	550.00
<b>SUB-TOTAL—Municipal functions..</b>	<b>\$87,404.00</b>

<b>Per Capita—Municipal functions ....</b>	<b>\$20.35</b>
Capital imp'ts and capital imp't fund	\$7,955.56
<b>Debt Service</b>	
Principal payments .....	.....
Interest payments ..	\$340.00
<b>Total .....</b>	<b>340.00</b>
<b>Per Capita Debt Service .....</b>	
.....	<b>\$0.08</b>
<b>Deferred Charges and Statutory Expenditures</b>	
Emergencies .....	.....
Other deferred chgs. ..	\$6,311.34
<b>Total .....</b>	<b>6,311.34</b>

**TOTAL—Municipal expenditures ...** **\$102,010.90**

**Required Payments for Local School, County, and Special District Taxes .....** **138,459.19**

**TOTAL EXPENDITURES AND REQUIRED PAYMENTS .....** **\$240,470.09**

Reserve for uncollected taxes .....

**GRAND TOTAL—Budget .....** **\$269,855.99**

## RECEIPTS AND REVENUES REALIZED IN 1950 TO MEET EXPENDITURES AND RE- QUIRED PAYMENTS

Surplus revenue appropriated ..	\$40,000.00
Miscellaneous revenues realized.	39,871.22
State aid revenues realized .....	9,539.00
<b>Delinquent taxes including</b>	
liens—1950 collections .....	21,115.69
Current taxes—1950 collections..	158,070.86
Emergency borrowings .....	.....

**TOTAL RECEIPTS AND REVENUES REALIZED .....** **\$268,596.77**

## CAPITAL OUTLAY—1950

Beaches and boardwalks .....	.....
Buildings and equipment .....	.....
Parks and playgrounds .....	.....
Sewers .....	.....
Streets, roads and bridges .....	.....
Water supply .....	.....
Other .....	.....

<b>Tax rate .....</b>	<b>\$7.35</b>
Local school tax rate .....	4.85
County tax rate .....	1.00
Local purpose tax rate .....	1.50

## TAXES

Local school tax ...	\$113,793.97	
County taxes .....	23,351.97	
Special district taxes .....	1,313.25	
	<u>138,459.19</u>	
Local purpose levy .....		35,357.80
<b>Total tax levy (tax duplicate) ..</b>		<b>\$173,816.99</b>

**Per Capita Total Tax Levy .....** **\$40.48**

<b>Current</b>	
1950 taxes levied (total) .....	\$177,532.59
Collected in 1950 .....	158,070.86
Per cent of levy collected in 1950 ...	89.03
Transferred to liens .....	444.41
Cancelled, abated or adjusted .....	1,345.68
Outstanding December 31, 1950 ..	<u>\$17,671.64</u>

<b>All Prior Years Outstanding</b>	
Balance January 1, 1950 .....	\$26,484.53
Collected in 1950 .....	19,244.48
Balance December 31, 1950 .....	<u>\$6,267.12</u>

<b>Tax Title Liens Outstanding</b>	
Balance January 1, 1950 .....	\$7,222.66
Redeemed by cash .....	1,871.21
Balance December 31, 1950 .....	<u>\$5,823.48</u>

<b>Property Acquired by Deed or Foreclosure</b>	
Balance January 1, 1950 .....	.....
Sale for cash .....	.....
Balance December 31, 1950 .....	<u>.....</u>

## CAPITAL DEBT, DECEMBER 31, 1950

<b>Gross Debt</b>	
School debt .....	\$63,000.00
Self-liquidating debt ..	1,871.21
Other capital debt ..	13,300.00
<b>TOTAL GROSS DEBT .....</b>	<b>\$76,300.00</b>
<b>Per Capita Gross Debt .....</b>	
.....	<b>\$17.77</b>

<b>Deductions for</b>	
School debt .....	\$63,000.00
Self-liquidating debt ..	.....
Other capital debt ..	.....
<b>TOTAL DEDUCTIONS .....</b>	<b>63,000.00</b>
<b>NET DEBT .....</b>	<b>\$13,300.00</b>

<b>Average Assessed Valuations</b>	
Real Property 1948-1949-1950..	\$1,999,453.00
<b>Per Cent of Net Debt .....</b>	<b>0.06</b>

## CURRENT FINANCES DECEMBER 31, 1950

Cash .....	\$69,468.03
Taxes receivable .....	23,938.76
Tax title liens .....	5,823.48
Foreclosed property .....	.....
Accounts receivable .....	941.74
State road aid receivable .....	.....
Emergencies and deferred charges ..	.....

**TOTAL ASSETS .....** **\$100,172.01**

Cash liabilities .....	\$12,432.64
Reserves .....	30,703.98
Surplus revenue .....	57,035.39

**TOTAL LIABILITIES AND SURPLUS .....** **\$100,172.01**

## RARITAN BOROUGH—SOMERSET COUNTY

Population Census, 1950—5,158  
1940—4,839

Land Area 0.9 sq. mi.

Net Valuation Taxable \$3,112,442

### EXPENDITURES AND REQUIRED PAYMENTS FOR 1950

<b>General Government</b>	
Administrative and executive . . . . .	\$12,227.15
Assessment and collection of taxes . . . . .	3,249.79
Finance Department . . . . .	691.55
<b>Protection to Persons &amp; Property</b>	
Fire . . . . .	3,895.38
Police . . . . .	14,695.51
Other . . . . .	.....
<b>Streets and Roads</b>	
Repairs and maintenance . . . . .	23,090.98
Street lighting . . . . .	6,438.66
<b>Sanitation</b>	
Street cleaning . . . . .	.....
Garbage and ash removal . . . . .	8,808.96
Sewers . . . . .	28,502.89
<b>Health and Charities</b>	
Health service . . . . .	2,111.99
Poor (including relief) . . . . .	2,595.38
Hospitals (aid and maintenance) . . . . .	.....
Other . . . . .	.....
<b>Recreation</b>	
Beaches and boardwalks . . . . .	.....
Parks and playgrounds . . . . .	2,908.36
Other . . . . .	.....
<b>Educational</b>	
(Exclusive of school districts) . . . . .	.....
<b>Unclassified Purposes</b>	
(Including contingent) . . . . .	8,815.36
<b>SUB-TOTAL—Municipal functions . . . . .</b>	<b>\$118,031.96</b>

<b>Per Capita—Municipal functions . . . . .</b>	
Capital imp'ts and capital imp't fund . . . . .	\$1,000.00
<b>Debt Service</b>	
Principal payments . . . . .	\$14,000.00
Interest payments . . . . .	3,140.44
<b>Total . . . . .</b>	<b>17,140.44</b>
<b>Per Capita Debt Service . . . . .</b>	
Deferred Charges and Statutory Expenditures . . . . .	\$3.32
Emergencies . . . . .	.....
Other deferred chgs. . . . .	\$9,761.63
<b>Total . . . . .</b>	<b>9,761.63</b>
<b>TOTAL—Municipal expenditures . . . . .</b>	<b>\$145,934.03</b>

<b>Required Payments for Local School, County, and Special District Taxes . . . . .</b>	<b>125,452.99</b>
-----------------------------------------------------------------------------------------	-------------------

<b>TOTAL EXPENDITURES AND REQUIRED PAYMENTS . . . . .</b>	<b>\$271,387.02</b>
Reserve for uncollected taxes . . . . .	\$22,380.97
<b>GRAND TOTAL—Budget . . . . .</b>	<b>\$293,767.99</b>

<b>RECEIPTS AND REVENUES REALIZED IN 1950 TO MEET EXPENDITURES AND REQUIRED PAYMENTS</b>	
Surplus revenue appropriated . . . . .	.....
Miscellaneous revenues realized . . . . .	\$33,383.33
State aid revenues realized . . . . .	3,838.35
Delinquent taxes including liens—1950 collections . . . . .	.....
Current taxes—1950 collections . . . . .	218,671.96
Emergency borrowings . . . . .	.....
<b>TOTAL RECEIPTS AND REVENUES REALIZED . . . . .</b>	<b>\$255,893.64</b>

### CAPITAL OUTLAY—1950

Beaches and boardwalks . . . . .	.....
Buildings and equipment . . . . .	.....
Parks and playgrounds . . . . .	.....
Sewers . . . . .	\$17,592.59
Streets, roads and bridges . . . . .	.....
Water supply . . . . .	.....
Other . . . . .	.....

<b>Tax rate . . . . .</b>	<b>\$7.34</b>
Local school tax rate . . . . .	3.11
County tax rate . . . . .	0.92
Local purpose tax rate . . . . .	3.31

### TAXES

Local school tax . . . . .	\$96,894.12
County taxes . . . . .	28,558.87
Special district taxes . . . . .	.....
<b>Local purpose levy . . . . .</b>	<b>\$125,452.99</b>
<b>Total tax levy (tax duplicate) . . . . .</b>	<b>\$229,724.15</b>

<b>Per Capita Total Tax Levy . . . . .</b>	<b>\$44.54</b>
--------------------------------------------	----------------

<b>Current</b>	
1950 taxes levied (total) . . . . .	\$230,995.53
Collected in 1950 . . . . .	218,671.96
Per cent of levy collected in 1950 . . . . .	94.66
Transferred to liens . . . . .	.....
Cancelled, abated or adjusted . . . . .	413.26
Outstanding December 31, 1950 . . . . .	\$11,910.31

<b>All Prior Years Outstanding</b>	
Balance January 1, 1950 . . . . .	\$14,086.69
Collected in 1950 . . . . .	10,440.06
Balance December 31, 1950 . . . . .	\$3,646.63

<b>Tax Title Liens Outstanding</b>	
Balance January 1, 1950 . . . . .	.....
Redeemed by cash . . . . .	.....
Balance December 31, 1950 . . . . .	.....

<b>Property Acquired by Deed or Foreclosure</b>	
Balance January 1, 1950 . . . . .	.....
Sale for cash . . . . .	.....
Balance December 31, 1950 . . . . .	.....

### CAPITAL DEBT, DECEMBER 31, 1950

<b>Gross Debt</b>	
School debt . . . . .	\$24,886.00
Self-liquidating debt . . . . .	.....
Other capital debt . . . . .	105,156.00
<b>TOTAL GROSS DEBT . . . . .</b>	<b>\$130,042.00</b>
<b>Per Capita Gross Debt . . . . .</b>	<b>\$25.21</b>

<b>Deductions for</b>	
School debt . . . . .	\$24,886.00
Self-liquidating debt . . . . .	.....
Other capital debt . . . . .	.....
<b>TOTAL DEDUCTIONS . . . . .</b>	<b>24,886.00</b>
<b>NET DEBT . . . . .</b>	<b>\$105,156.00</b>

<b>Average Assessed Valuations</b>	
Real Property 1948-1949-1950 . . . . .	\$2,645,916.00
Per Cent of Net Debt . . . . .	3.97

### CURRENT FINANCES DECEMBER 31, 1950

Cash . . . . .	\$86,580.86
Taxes receivable . . . . .	15,556.94
Tax title liens . . . . .	.....
Foreclosed property . . . . .	.....
Accounts receivable . . . . .	2,878.54
State road aid receivable . . . . .	.....
Emergencies and deferred charges . . . . .	6,000.00
<b>TOTAL ASSETS . . . . .</b>	<b>\$111,016.34</b>

Cash liabilities . . . . .	\$91,032.50
Reserves . . . . .	18,435.48
Surplus revenue . . . . .	1,548.36
<b>TOTAL LIABILITIES AND SURPLUS . . . . .</b>	<b>\$111,016.34</b>

## RARITAN TOWNSHIP—HUNTERDON COUNTY

Population Census, 1950—2,803  
1940—2,158

Land Area 38.4 sq. mi.

Net Valuation Taxable \$6,442,025

### EXPENDITURES AND RE- QUIRED PAYMENTS FOR 1950

<b>General Government</b>	
Administrative and executive . . . . .	\$5,420.44
Assessment and collection of taxes . . . . .	2,600.00
Finance Department . . . . .	300.00
<b>Protection to Persons &amp; Property</b>	
Fire . . . . .	1,400.00
Police . . . . .	.....
Other . . . . .	.....
<b>Streets and Roads</b>	
Repairs and maintenance . . . . .	35,507.92
Street lighting . . . . .	.....
<b>Sanitation</b>	
Street cleaning . . . . .	.....
Garbage and ash removal . . . . .	.....
Sewers . . . . .	.....
<b>Health and Charities</b>	
Health service . . . . .	733.30
Poor (including relief) . . . . .	1,526.67
Hospitals (aid and maintenance) . . . . .	.....
Other . . . . .	.....
<b>Recreation</b>	
Beaches and boardwalks . . . . .	.....
Parks and playgrounds . . . . .	.....
Other . . . . .	.....
<b>Educational</b>	
(Exclusive of school districts) . . . . .	.....
<b>Unclassified Purposes</b>	
(Including contingent) . . . . .	450.00
<b>SUB-TOTAL—Municipal functions..</b>	<b>\$47,938.33</b>

<b>Per Capita—Municipal functions . . . . .</b>	<b>\$17.10</b>
Capital imp'ts and capital imp't fund	\$13,000.00
<b>Debt Service</b>	
Principal payments . . . . .	.....
Interest payments .. . . .	\$300.00
Total . . . . .	300.00
<b>Per Capita Debt Service . . . . .</b>	<b>\$0.11</b>
<b>Deferred Charges and Statutory Expenditures</b>	
Emergencies . . . . .	.....
Other deferred chgs. . . . .	\$13,750.94
Total . . . . .	13,750.94

<b>TOTAL—Municipal expenditures . . . . .</b>	<b>\$74,989.27</b>
<b>Required Payments for Local School, County, and Special District Taxes . . . . .</b>	<b>167,317.66</b>

<b>TOTAL EXPENDITURES AND REQUIRED PAYMENTS . . . . .</b>	<b>\$242,306.93</b>
Reserve for uncollected taxes . . . . .	\$17,945.83
<b>GRAND TOTAL—Budget . . . . .</b>	<b>\$260,252.76</b>

<b>RECEIPTS AND REVENUES REALIZED IN 1950 TO MEET EXPENDITURES AND REQUIRED PAYMENTS</b>	
Surplus revenue appropriated . . . . .	\$22,000.00
Miscellaneous revenues realized . . . . .	23,419.48
State aid revenues realized . . . . .	13,416.00
<b>Delinquent taxes including</b>	
liens—1950 collections . . . . .	11,671.76
Current taxes—1950 collections..	73,328.99
Emergency borrowings . . . . .	.....
<b>TOTAL RECEIPTS AND REVENUES REALIZED . . . . .</b>	<b>\$143,836.23</b>

### CAPITAL OUTLAY—1950

Beaches and boardwalks . . . . .	.....
Buildings and equipment . . . . .	.....
Parks and playgrounds . . . . .	.....
Sewers . . . . .	.....
Streets, roads and bridges . . . . .	.....
Water supply . . . . .	.....
Other . . . . .	.....

<b>Tax rate . . . . .</b>	<b>\$3.11</b>
Local school tax rate . . . . .	1.63
County tax rate . . . . .	0.97
Local purpose tax rate . . . . .	0.51

### TAXES

Local school tax . . . . .	\$105,043.23	
County taxes . . . . .	62,274.43	
Special district taxes . . . . .	.....	
Local purpose levy . . . . .	.....	\$167,317.66
		32,469.10
<b>Total tax levy (tax duplicate) ..</b>		<b>\$199,786.76</b>
<b>Per Capita Total Tax Levy . . . . . \$71.28</b>		

<b>Current</b>	
1950 taxes levied (total) . . . . .	*\$88,945.48
Collected in 1950 . . . . .	73,328.99
Per cent of levy collected in 1950 . . . . .	82.44
Transferred to liens . . . . .	3.11
Cancelled, abated or adjusted . . . . .	256.82
Outstanding December 31, 1950 ..	\$15,356.56

<b>All Prior Years Outstanding</b>	
Balance January 1, 1950 . . . . .	\$16,436.85
Collected in 1950 . . . . .	11,671.76
Balance December 31, 1950 . . . . .	\$4,571.49

<b>Tax Title Liens Outstanding</b>	
Balance January 1, 1950 . . . . .	\$26.43
Redeemed by cash . . . . .	.....
Balance December 31, 1950 . . . . .	\$42.46

<b>Property Acquired by Deed or Foreclosure</b>	
Balance January 1, 1950 . . . . .	.....
Sale for cash . . . . .	.....
Balance December 31, 1950 . . . . .	.....

### CAPITAL DEBT, DECEMBER 31, 1950

<b>Gross Debt</b>	
School debt . . . . .	\$269,396.00
Self-liquidating debt. . . . .	.....
Other capital debt . . . . .	13,356.00
<b>TOTAL GROSS DEBT . . . . .</b>	<b>\$282,752.00</b>
<b>Per Capita Gross Debt . . . . .</b>	<b>\$100.87</b>

<b>Deductions for</b>	
School debt . . . . .	\$183,766.00
Self-liquidating debt. . . . .	.....
Other capital debt . . . . .	13,356.00
<b>TOTAL DEDUCTIONS . . . . .</b>	<b>197,122.00</b>
<b>NET DEBT . . . . .</b>	<b>\$85,630.00</b>

<b>Average Assessed Valuations</b>	
Real Property 1948-1949-1950..	\$2,297,077.00
Per Cent of Net Debt . . . . .	3.72

<b>CURRENT FINANCES DECEMBER 31, 1950</b>	
Cash . . . . .	\$106,694.83
Taxes receivable . . . . .	19,928.05
Tax title liens . . . . .	42.46
Foreclosed property . . . . .	.....
Accounts receivable . . . . .	2,481.08
State road aid receivable . . . . .	.....
Emergencies and deferred charges ..	1,000.00
<b>TOTAL ASSETS . . . . .</b>	<b>\$130,146.42</b>

Cash liabilities . . . . .	\$45,047.85
Reserves . . . . .	22,451.59
Surplus revenue . . . . .	62,646.98

<b>TOTAL LIABILITIES AND SURPLUS . . . . .</b>	<b>\$130,146.42</b>
------------------------------------------------	---------------------

\*Difference between total tax levy (tax duplicate) and total taxes levied due to R. S. 54:4-22.1.

**RARITAN TOWNSHIP—MIDDLESEX COUNTY**

Population Census, 1950—16,343  
1940—11,470

Land Area 30.2 sq. mi.

Net Valuation Taxable \$14,116,333

**EXPENDITURES AND REQUIRED PAYMENTS FOR 1950**

<b>General Government</b>	
Administrative and executive . . . . .	\$57,090.17
Assessment and collection of taxes . . . . .	46,259.83
Finance Department . . . . .	11,000.00
<b>Protection to Persons &amp; Property</b>	
Fire . . . . .	120,100.00
Police . . . . .	30,000.00
Other . . . . .	
<b>Streets and Roads</b>	
Repairs and maintenance . . . . .	135,300.00
Street lighting . . . . .	30,000.00
<b>Sanitation</b>	
Street cleaning . . . . .	
Garbage and ash removal . . . . .	
Sewers . . . . .	31,500.00
<b>Health and Charities</b>	
Health service . . . . .	11,500.00
Poor (including relief) . . . . .	18,400.00
Hospitals (aid and maintenance) . . . . .	1,500.00
Other . . . . .	
<b>Recreation</b>	
Beaches and boardwalks . . . . .	
Parks and playgrounds . . . . .	13,500.00
Other . . . . .	7,000.00
<b>Educational</b>	
(Exclusive of school districts) . . . . .	7,500.00
<b>Unclassified Purposes</b>	
(Including contingent) . . . . .	3,300.00
<b>SUB-TOTAL—Municipal functions..</b>	<b>\$493,950.00</b>

<b>Per Capita—Municipal functions . . . . .</b>	<b>\$30.22</b>
Capital imp'ts and capital imp't fund . . . . .	\$67,000.00
<b>Debt Service</b>	
Principal payments . . . \$195,000.00	
Interest payments . . . . . 65,649.75	
<b>Total . . . . .</b>	<b>260,649.75</b>
<b>Per Capita Debt Service . . . . .</b>	<b>\$15.95</b>
<b>Deferred Charges and Statutory Expenditures</b>	
Emergencies . . . . .	
Other deferred chgs. . . . . \$30.55	
<b>Total . . . . .</b>	<b>30.55</b>

<b>TOTAL—Municipal expenditures . . . . .</b>	<b>\$821,630.30</b>
<b>Required Payments for Local School, County, and Special District Taxes . . . . .</b>	<b>770,658.87</b>
<b>TOTAL EXPENDITURES AND REQUIRED PAYMENTS . . . . .</b>	<b>\$1,592,289.17</b>
Reserve for uncollected taxes . . . . .	\$198,536.20
<b>GRAND TOTAL—Budget . . . . .</b>	<b>\$1,790,825.37</b>

<b>RECEIPTS AND REVENUES REALIZED IN 1950 TO MEET EXPENDITURES AND REQUIRED PAYMENTS</b>	
Surplus revenue appropriated . . . . .	\$315,000.00
Miscellaneous revenues realized . . . . .	523,435.11
State aid revenues realized . . . . .	30,088.73
Delinquent taxes including	
liens—1950 collections . . . . .	198,590.51
Current taxes—1950 collections . . . . .	922,958.52
Emergency borrowings . . . . .	
<b>TOTAL RECEIPTS AND REVENUES REALIZED . . . . .</b>	<b>\$1,990,072.87</b>

<b>CAPITAL OUTLAY—1950</b>	
Beaches and boardwalks . . . . .	
Buildings and equipment . . . . .	
Parks and playgrounds . . . . .	
Sewers . . . . .	\$50,995.61
Streets, roads and bridges . . . . .	
Water supply . . . . .	36,464.50
Other . . . . .	

<b>Tax rate . . . . .</b>	<b>\$5.92</b>
Local school tax rate . . . . .	2.87
County tax rate . . . . .	1.62
Local purpose tax rate . . . . .	1.43

**TAXES**

Local school tax . . . . .	\$404,602.13	
County taxes . . . . .	228,311.82	
Special district taxes . . . . .	137,744.92	
<b>Local purpose levy . . . . .</b>	<b>\$770,658.87</b>	
<b>Total tax levy (tax duplicate) . . . . .</b>	<b>\$973,327.37</b>	

<b>Per Capita Total Tax Levy . . . . .</b>	<b>\$59.56</b>
<b>Current</b>	
1950 taxes levied (total) . . . . .	\$1,023,271.11
Collected in 1950 . . . . .	922,958.52
Per cent of levy collected in 1950 . . . . .	90.19
Transferred to liens . . . . .	39,091.54
Cancelled, abated or adjusted . . . . .	3,969.11
Outstanding December 31, 1950 . . . . .	\$57,251.94

<b>All Prior Years Outstanding</b>	
Balance January 1, 1950 . . . . .	\$130,435.78
Collected in 1950 . . . . .	63,739.32
Balance December 31, 1950 . . . . .	\$14,730.37

<b>Tax Title Liens Outstanding</b>	
Balance January 1, 1950 . . . . .	\$1,200,481.27
Redeemed by cash . . . . .	75,673.97
Balance December 31, 1950 . . . . .	\$1,216,751.75

<b>Property Acquired by Deed or Foreclosure</b>	
Balance January 1, 1950 . . . . .	\$315,650.13
Sale for cash . . . . .	59,177.22
Balance December 31, 1950 . . . . .	\$318,408.91

<b>CAPITAL DEBT, DECEMBER 31, 1950</b>	
<b>Gross Debt</b>	
School debt . . . . .	\$969,600.00
Self-liquidating debt . . . . .	133,000.00
Other capital debt . . . . .	1,284,000.00
<b>TOTAL GROSS DEBT . . . . .</b>	<b>\$2,386,600.00</b>
<b>Per Capita Gross Debt . . . . .</b>	<b>\$146.03</b>

<b>Deductions for</b>	
School debt . . . . .	\$677,358.00
Self-liquidating debt . . . . .	133,000.00
Other capital debt . . . . .	
<b>TOTAL DEDUCTIONS . . . . .</b>	<b>810,358.00</b>
<b>NET DEBT . . . . .</b>	<b>\$1,576,242.00</b>

<b>Average Assessed Valuations</b>	
Real Property 1948-1949-1950 . . . . .	\$11,289,302.00
Per Cent of Net Debt . . . . .	13.96

<b>CURRENT FINANCES DECEMBER 31, 1950</b>	
Cash . . . . .	\$849,133.11
Taxes receivable . . . . .	71,982.31
Tax title liens . . . . .	1,216,751.75
Foreclosed property . . . . .	318,408.91
Accounts receivable . . . . .	12,413.07
State road aid receivable . . . . .	40,728.99
Emergencies and deferred charges . . . . .	17,075.00
<b>TOTAL ASSETS . . . . .</b>	<b>\$2,526,493.14</b>
Cash liabilities . . . . .	\$134,211.33
Reserves . . . . .	1,619,556.04
Surplus revenue . . . . .	772,725.77
<b>TOTAL LIABILITIES AND SURPLUS . . . . .</b>	<b>\$2,526,493.14</b>

**RARITAN TOWNSHIP—MONMOUTH COUNTY**

Population Census, 1950—2,754      Land Area 5.6 sq. mi.      Net Valuation Taxable \$923,695  
 1940—1,662

**EXPENDITURES AND REQUIRED PAYMENTS FOR 1950**

<b>General Government</b>	
Administrative and executive ....	\$8,600.00
Assessment and collection of taxes	3,350.00
Finance Department .....	900.00
<b>Protection to Persons &amp; Property</b>	
Fire .....	600.00
Police .....	3,700.00
Other .....	
<b>Streets and Roads</b>	
Repairs and maintenance .....	13,750.00
Street lighting .....	3,800.00
<b>Sanitation</b>	
Street cleaning .....	
Garbage and ash removal .....	
Sewers .....	
<b>Health and Charities</b>	
Health service .....	900.00
Poor (including relief) .....	1,200.00
Hospitals (aid and maintenance) ..	
Other .....	
<b>Recreation</b>	
Beaches and boardwalks .....	
Parks and playgrounds .....	
Other .....	
<b>Educational</b>	
(Exclusive of school districts) ..	
<b>Unclassified Purposes</b>	
(Including contingent) .....	500.00
<b>SUB-TOTAL—Municipal functions..</b>	<b>\$37,300.00</b>

<b>Per Capita—Municipal functions ....</b>	<b>\$13.54</b>
Capital imp'ts and capital imp't fund	\$3,500.00
<b>Debt Service</b>	
Principal payments .	\$3,000.00
Interest payments ..	315.00

Total .....	3,315.00
<b>Per Capita Debt Service</b>	<b>\$1.20</b>

<b>Deferred Charges and Statutory Expenditures</b>	
Emergencies .....	\$1,500.00
Other deferred chgs. ....	
Total .....	1,500.00

<b>TOTAL—Municipal expenditures ...</b>	<b>\$45,615.00</b>
-----------------------------------------	--------------------

<b>Required Payments for Local School, County, and Special District Taxes .....</b>	<b>65,270.22</b>
-------------------------------------------------------------------------------------	------------------

<b>TOTAL EXPENDITURES AND REQUIRED PAYMENTS .....</b>	<b>\$110,885.22</b>
-------------------------------------------------------	---------------------

Reserve for uncollected taxes .....	\$20,927.93
<b>GRAND TOTAL—Budget .....</b>	<b>\$131,813.15</b>

**RECEIPTS AND REVENUES REALIZED IN 1950 TO MEET EXPENDITURES AND REQUIRED PAYMENTS**

Surplus revenue appropriated ..	\$11,000.00
Miscellaneous revenues realized.	25,585.55
State aid revenues realized .....	6,155.13
<b>Delinquent taxes including</b>	
liens—1950 collections .....	14,383.57
Current taxes—1950 collections..	71,488.36
Emergency borrowings .....	

<b>TOTAL RECEIPTS AND REVENUES REALIZED .....</b>	<b>\$128,612.66</b>
---------------------------------------------------	---------------------

**CAPITAL OUTLAY—1950**

Beaches and boardwalks .....	
Buildings and equipment .....	
Parks and playgrounds .....	
Sewers .....	
Streets, roads and bridges .....	
Water supply .....	
Other .....	

<b>Tax rate .....</b>	<b>\$9.59</b>
Local school tax rate .....	5.58
County tax rate .....	1.48
Local purpose tax rate ....	2.53

**TAXES**

Local school tax ...	\$51,560.95	
County taxes .....	13,709.27	
Special district taxes .....		
Local purpose levy .....		\$65,270.22
		23,247.93
<b>Total tax levy (tax duplicate) ..</b>		<b>\$88,518.15</b>

<b>Per Capita Total Tax Levy .....</b>	<b>\$32.14</b>
----------------------------------------	----------------

<b>Current</b>	
1950 taxes levied (total) .....	\$89,423.22
Collected in 1950 .....	71,488.36
Per cent of levy collected in 1950 ...	79.94
Transferred to liens .....	3,432.54
Cancelled, abated or adjusted ....	312.82
Outstanding December 31, 1950 ..	\$14,189.50

<b>All Prior Years Outstanding</b>	
Balance January 1, 1950 .....	\$13,873.57
Collected in 1950 .....	13,328.33
Balance December 31, 1950 .....	

<b>Tax Title Liens Outstanding</b>	
Balance January 1, 1950 .....	\$40,631.79
Redeemed by cash .....	1,055.24
Balance December 31, 1950 .....	\$42,787.22

<b>Property Acquired by Deed or Foreclosure</b>	
Balance January 1, 1950 .....	\$1,520.00
Sale for cash .....	710.00
Balance December 31, 1950 .....	\$1,260.00

**CAPITAL DEBT, DECEMBER 31, 1950**

<b>Gross Debt</b>	
School debt .....	\$154,500.00
Self-liquidating debt. ....	
Other capital debt ..	4,000.00
<b>TOTAL GROSS DEBT .....</b>	<b>\$158,500.00</b>
<b>Per Capita Gross Debt .....</b>	<b>\$57.55</b>

<b>Deductions for</b>	
School debt .....	\$56,277.00
Self-liquidating debt. ....	
Other capital debt ..	
<b>TOTAL DEDUCTIONS .....</b>	<b>56,277.00</b>
<b>NET DEBT .....</b>	<b>\$102,223.00</b>

<b>Average Assessed Valuations</b>	
Real Property 1948-1949-1950..	\$937,946.00
Per Cent of Net Debt .....	10.89

**CURRENT FINANCES DECEMBER 31, 1950**

Cash .....	\$67,026.76
Taxes receivable .....	14,189.50
Tax title liens .....	42,787.22
Foreclosed property .....	1,260.00
Accounts receivable .....	859.31
State road aid receivable .....	5,250.92
Emergencies and deferred charges ..	

<b>TOTAL ASSETS .....</b>	<b>\$131,373.71</b>
---------------------------	---------------------

Cash liabilities .....	\$9,911.77
Reserves .....	59,096.03
Surplus revenue .....	62,365.91

<b>TOTAL LIABILITIES AND SURPLUS .....</b>	<b>\$131,373.71</b>
--------------------------------------------	---------------------

**READINGTON TOWNSHIP—HUNTERDON COUNTY**

Population Census, 1950—4,075  
1940—2,905

Land Area 47.8 sq. mi.

Net Valuation Taxable \$2,634,115

**EXPENDITURES AND RE-  
QUIRED PAYMENTS FOR 1950**

<b>General Government</b>	
Administrative and executive .....	\$6,100.00
Assessment and collection of taxes .....	3,200.00
Finance Department .....	500.00
<b>Protection to Persons &amp; Property</b>	
Fire .....	3,175.00
Police .....	2,650.00
Other .....	.....
<b>Streets and Roads</b>	
Repairs and maintenance .....	39,030.00
Street lighting .....	.....
<b>Sanitation</b>	
Street cleaning .....	.....
Garbage and ash removal .....	.....
Sewers .....	.....
<b>Health and Charities</b>	
Health service .....	225.00
Poor (including relief) .....	3,480.00
Hospitals (aid and maintenance) .....	.....
Other .....	.....
<b>Recreation</b>	
Beaches and boardwalks .....	.....
Parks and playgrounds .....	.....
Other .....	.....
<b>Educational</b>	
(Exclusive of school districts) ..	.....
<b>Unclassified Purposes</b>	
(Including contingent) .....	350.00
<b>SUB-TOTAL—Municipal functions..</b>	<b>\$58,710.00</b>

<b>Per Capita—Municipal functions ..</b>	<b>\$14.41</b>
Capital imp'ts and capital imp't fund	\$7,000.00
<b>Debt Service</b>	
Principal payments ..	.....
Interest payments ..	\$1,000.00
<b>Total .....</b>	<b>1,000.00</b>
<b>Per Capita Debt Service .....</b>	<b>\$0.25</b>
<b>Deferred Charges and Statutory Expenditures</b>	
Emergencies .....	.....
Other deferred chgs. ..	\$8,643.34
<b>Total .....</b>	<b>8,643.34</b>
<b>TOTAL—Municipal expenditures ..</b>	<b>\$75,353.34</b>

<b>Required Payments for Local School, County, and Special District Taxes .....</b>	<b>136,454.71</b>
-------------------------------------------------------------------------------------	-------------------

<b>TOTAL EXPENDITURES AND REQUIRED PAYMENTS .....</b>	<b>\$211,808.05</b>
Reserve for uncollected taxes .....	\$42,932.06
<b>GRAND TOTAL—Budget .....</b>	<b>\$254,740.11</b>

**RECEIPTS AND REVENUES REALIZED IN 1950 TO MEET EXPENDITURES AND REQUIRED PAYMENTS**

Surplus revenue appropriated ..	\$20,000.00
Miscellaneous revenues realized.	21,998.03
State aid revenues realized .....	10,377.00
<b>Delinquent taxes including</b>	
liens—1950 collections .....	32,164.74
current taxes—1950 collections..	137,898.66
Emergency borrowings .....	.....
<b>TOTAL RECEIPTS AND REVENUES REALIZED .....</b>	<b>\$222,438.43</b>

**CAPITAL OUTLAY—1950**

Beaches and boardwalks .....	.....
Buildings and equipment .....	.....
Parks and playgrounds .....	.....
Sewers .....	.....
Streets, roads and bridges .....	.....
Water supply .....	.....
Other .....	.....

<b>Tax rate .....</b>	<b>\$6.69</b>
Local school tax rate .....	4.09
County tax rate .....	0.97
Local purpose tax rate .....	1.63

**TAXES**

Local school tax ..	\$107,740.61	
County taxes .....	25,614.10	
Special district taxes .....	3,100.00	
<b>Local purpose levy .....</b>	<b>42,808.40</b>	
<b>Total tax levy (tax duplicate) ..</b>	<b>\$179,263.11</b>	

<b>Per Capita Total Tax Levy .....</b>	<b>\$43.99</b>
----------------------------------------	----------------

**Current**

1950 taxes levied (total) .....	\$182,049.50
Collected in 1950 .....	137,898.66
Per cent of levy collected in 1950 ..	75.74
Transferred to liens .....	1,387.60
Cancelled, abated or adjusted ..	131.48
Outstanding December 31, 1950 ..	\$42,631.76

**All Prior Years Outstanding**

Balance January 1, 1950 .....	\$32,838.77
Collected in 1950 .....	32,015.28
Balance December 31, 1950 .....	\$272.36

**Tax Title Liens Outstanding**

Balance January 1, 1950 .....	\$2,253.08
Redeemed by cash .....	149.46
Balance December 31, 1950 .....	\$2,264.27

**Property Acquired by Deed or Foreclosure**

Balance January 1, 1950 .....	.....
Sale for cash .....	.....
Balance December 31, 1950 .....	.....

**CAPITAL DEBT, DECEMBER 31, 1950**

<b>Gross Debt</b>	
School debt .....	\$262,000.00
Self-liquidating debt. ....	149.46
Other capital debt ..	.....
<b>TOTAL GROSS DEBT .....</b>	<b>\$262,000.00</b>
<b>Per Capita Gross Debt .....</b>	<b>\$64.29</b>

**Deductions for**

School debt .....	\$139,982.00
Self-liquidating debt. ....	.....
Other capital debt ..	.....
<b>TOTAL DEDUCTIONS .....</b>	<b>139,982.00</b>
<b>NET DEBT .....</b>	<b>\$122,018.00</b>

**Average Assessed Valuations**

Real Property 1948-1949-1950..	\$2,333,030.00
Per Cent of Net Debt .....	5.23

**CURRENT FINANCES DECEMBER 31, 1950**

Cash .....	\$86,307.08
Taxes receivable .....	42,904.12
Tax title liens .....	2,264.27
Foreclosed property .....	.....
Accounts receivable .....	222.19
State road aid receivable ..	2,223.41
Emergencies and deferred charges ..	.....
<b>TOTAL ASSETS .....</b>	<b>\$133,921.07</b>
Cash liabilities .....	\$8,844.10
Reserves .....	\$45,390.58
Surplus revenue .....	79,686.39
<b>TOTAL LIABILITIES AND SURPLUS .....</b>	<b>\$133,921.07</b>

**RED BANK BOROUGH—MONMOUTH COUNTY**

Population Census, 1950—12,710      Land Area 1.8 sq. mi.      Net Valuation Taxable \$12,506,446  
 1940—10,974

**EXPENDITURES AND REQUIRED PAYMENTS FOR 1950**

**General Government**  
 Administrative and executive .... \$31,675.65  
 Assessment and collection of taxes 9,750.00  
 Finance Department .....

**Protection to Persons & Property**  
 Fire ..... 22,392.70  
 Police ..... 103,596.00  
 Other .....

**Streets and Roads**  
 Repairs and maintenance ..... 48,688.88  
 Street lighting ..... 19,800.00

**Sanitation**  
 Street cleaning ..... 4,908.00  
 Garbage and ash removal ..... 54,824.00  
 Sewers .....

**Health and Charities**  
 Health service ..... 17,789.25  
 Poor (including relief) ..... 7,800.00  
 Hospitals (aid and maintenance) ..  
 Other .....

**Recreation**  
 Beaches and boardwalks .....  
 Parks and playgrounds ..... 7,650.00  
 Other .....

**Educational**  
 (Exclusive of school districts) .. 11,729.65

**Unclassified Purposes**  
 (Including contingent) ..... 8,320.73

**SUB-TOTAL—Municipal functions..**      \$348,924.86

**Per Capita—Municipal functions ....**      **\$27.45**  
 Capital imp'ts and capital imp't fund      \$13,425.00

**Debt Service**  
 Principal payments .      \$26,700.00  
 Interest payments ..      5,313.00

Total ..... 32,013.00

**Per Capita Debt Service .....**      **\$2.52**

**Deferred Charges and Statutory Expenditures**  
 Emergencies .....  
 Other deferred chgs.      \$8,439.00

Total ..... 8,439.00

**TOTAL—Municipal expenditures ...**      \$402,801.86

**Required Payments for Local School, County, and Special District Taxes .....**      624,416.82

**TOTAL EXPENDITURES AND REQUIRED PAYMENTS ....**      **\$1,027,218.68**

Reserve for uncollected taxes ..... \$70,212.96

**GRAND TOTAL—Budget .....**      **\$1,097,431.64**

**RECEIPTS AND REVENUES REALIZED IN 1950 TO MEET EXPENDITURES AND REQUIRED PAYMENTS**

Surplus revenue appropriated .. \$54,160.00  
 Miscellaneous revenues realized. 126,611.01  
 State aid revenues realized .... 8,820.75  
 Delinquent taxes including  
   liens—1950 collections ..... 58,366.35  
   current taxes—1950 collections.. 820,049.28  
 Emergency borrowings .....

**TOTAL RECEIPTS AND REVENUES REALIZED .....**      **\$1,068,007.39**

**CAPITAL OUTLAY—1950**

Beaches and boardwalks .....  
 Buildings and equipment .....  
 Parks and playgrounds .....  
 Sewers .....  
 Streets, roads and bridges ..... \$85,883.15  
 Water supply ..... 83,000.00  
 Other ..... 134,078.94

**Tax rate .....**      **\$7.00**  
 Local school tax rate ..... 3.52  
 County tax rate ..... 1.48  
 Local purpose tax rate ..... 2.00

**TAXES**

Local school tax ... \$439,757.96  
 County taxes ..... 184,658.86  
 Special district taxes .....

Local purpose levy ..... \$624,416.82  
 256,410.98

Total tax levy (tax duplicate) .. \$880,827.80

**Per Capita Total Tax Levy .....**      **\$69.50**

**Current**  
 1950 taxes levied (total) ..... \$882,082.54  
 Collected in 1950 ..... 820,049.28  
 Per cent of levy collected in 1950 .. 92.96  
 Transferred to liens ..... 541.88  
 Cancelled, abated or adjusted ..... 2,781.25  
 Outstanding December 31, 1950 .. \$58,710.13

**All Prior Years Outstanding**  
 Balance January 1, 1950 ..... \$59,571.73  
 Collected in 1950 ..... 58,029.92  
 Balance December 31, 1950 ..... \$686.53

**Tax Title Liens Outstanding**  
 Balance January 1, 1950 ..... \$6,442.73  
 Redeemed by cash ..... 336.43  
 Balance December 31, 1950 ..... \$6,556.87

**Property Acquired by Deed or Foreclosure**  
 Balance January 1, 1950 .....  
 Sale for cash .....  
 Balance December 31, 1950 .....

**CAPITAL DEBT. DECEMBER 31, 1950**

**Gross Debt**  
 School debt ..... \$80,000.00  
 Self-liquidating debt. 112,300.00  
 Other capital debt .. 504,600.00

**TOTAL GROSS DEBT .....**      **\$696,900.00**

**Per Capita Gross Debt .....**      **\$54.83**

**Deductions for**  
 School debt ..... \$80,000.00  
 Self-liquidating debt. 112,300.00  
 Other capital debt .. ..

**TOTAL DEDUCTIONS .....**      192,300.00

**NET DEBT .....**      \$504,600.00

**Average Assessed Valuations**  
 Real Property 1948-1949-1950.. \$10,904,705.00  
 Per Cent of Net Debt ..... 4.62

**CURRENT FINANCES DECEMBER 31, 1950**

Cash ..... \$189,056.95  
 Taxes receivable ..... 59,396.66  
 Tax title liens ..... 6,556.87  
 Foreclosed property .....  
 Accounts receivable .....  
 State road aid receivable .....  
 Emergencies and deferred charges ..

**TOTAL ASSETS .....**      \$255,010.48

Cash liabilities ..... \$87,800.02  
 Reserves ..... 65,953.53  
 Surplus revenue ..... 101,256.93

**TOTAL LIABILITIES AND SURPLUS .....**      \$255,010.48

## RIDGEFIELD BOROUGH—BERGEN COUNTY

Population Census, 1950—8,306  
1940—5,271

Land Area 2.6 sq. mi.

Net Valuation Taxable \$9,165,799

### EXPENDITURES AND REQUIRED PAYMENTS FOR 1950

<b>General Government</b>	
Administrative and executive . . . . .	\$34,925.00
Assessment and collection of taxes . . . . .	11,600.00
Finance Department . . . . .	.....
<b>Protection to Persons &amp; Property</b>	
Fire . . . . .	21,200.00
Police . . . . .	52,604.45
Other . . . . .	.....
<b>Streets and Roads</b>	
Repairs and maintenance . . . . .	48,000.00
Street lighting . . . . .	12,500.00
<b>Sanitation</b>	
Street cleaning . . . . .	.....
Garbage and ash removal . . . . .	21,358.10
Sewers . . . . .	.....
<b>Health and Charities</b>	
Health service . . . . .	4,637.45
Poor (including relief) . . . . .	2,600.00
Hospitals (aid and maintenance) . . . . .	.....
Other . . . . .	.....
<b>Recreation</b>	
Beaches and boardwalks . . . . .	.....
Parks and playgrounds . . . . .	6,500.00
Other . . . . .	1,900.00
<b>Educational</b>	
(Exclusive of school districts) . . . . .	8,000.00
<b>Unclassified Purposes</b>	
(Including contingent) . . . . .	17,422.00
<b>SUB-TOTAL—Municipal functions . . . . .</b>	<b>\$243,247.00</b>

<b>Per Capita—Municipal functions . . . . .</b>	
Capital imp'ts and capital imp't fund . . . . .	\$9,000.00
<b>Debt Service</b>	
Principal payments . . . . .	\$45,000.00
Interest payments . . . . .	8,294.50
<b>Total . . . . .</b>	<b>53,294.50</b>
<b>Per Capita Debt Service . . . . .</b>	
<b>Deferred Charges and Statutory Expenditures</b>	<b>\$6.42</b>
Emergencies . . . . .	.....
Other deferred chgs. . . . .	\$13,930.50
<b>Total . . . . .</b>	<b>13,930.50</b>
<b>TOTAL—Municipal expenditures . . . . .</b>	<b>\$319,472.00</b>

**Required Payments for Local School, County, and Special District Taxes . . . . .** 333,655.59

**TOTAL EXPENDITURES AND REQUIRED PAYMENTS . . . . .** \$653,127.59

Reserve for uncollected taxes . . . . . \$31,387.00

**GRAND TOTAL—Budget . . . . .** \$684,514.59

### RECEIPTS AND REVENUES REALIZED IN 1950 TO MEET EXPENDITURES AND REQUIRED PAYMENTS

Surplus revenue appropriated . . . . .	\$50,000.00
Miscellaneous revenues realized . . . . .	126,114.84
State aid revenues realized . . . . .	4,009.00
Delinquent taxes including . . . . .	.....
liens—1950 collections . . . . .	13,809.06
Current taxes—1950 collections . . . . .	528,054.37
Emergency borrowings . . . . .	.....
<b>TOTAL RECEIPTS AND REVENUES REALIZED . . . . .</b>	<b>\$721,987.27</b>

### CAPITAL OUTLAY—1950

Beaches and boardwalks . . . . .	.....
Buildings and equipment . . . . .	\$8,749.64
Parks and playgrounds . . . . .	.....
Sewers . . . . .	.....
Streets, roads and bridges . . . . .	32,133.53
Water supply . . . . .	.....
Other . . . . .	.....

<b>Tax rate . . . . .</b>	<b>\$5.81</b>
Local school tax rate . . . . .	2.82
County tax rate . . . . .	0.82
Local purpose tax rate . . . . .	2.17

### TAXES

Local school tax . . . . .	\$258,755.00	
County taxes . . . . .	74,900.59	
Special district taxes . . . . .	.....	
Local purpose levy . . . . .	.....	\$333,655.59
<b>Total tax levy (tax duplicate) . . . . .</b>	<b>\$533,805.59</b>	

**Per Capita Total Tax Levy . . . . .** \$64.27

### Current

1950 taxes levied (total) . . . . .	\$554,147.56
Collected in 1950 . . . . .	528,054.37
Per cent of levy collected in 1950 . . . . .	97.04
Transferred to liens . . . . .	1,111.48
Cancelled, abated or adjusted . . . . .	23.24
Outstanding December 31, 1950 . . . . .	\$14,958.47

### All Prior Years Outstanding

Balance January 1, 1950 . . . . .	\$17,344.91
Collected in 1950 . . . . .	13,241.11
Balance December 31, 1950 . . . . .	\$3,482.37

### Tax Title Liens Outstanding

Balance January 1, 1950 . . . . .	\$17,959.10
Redeemed by cash . . . . .	567.95
Balance December 31, 1950 . . . . .	\$12,409.56

### Property Acquired by Deed or Foreclosure

Balance January 1, 1950 . . . . .	\$115,875.00
Sale for cash . . . . .	31,689.75
Balance December 31, 1950 . . . . .	\$95,395.00

### CAPITAL DEBT, DECEMBER 31, 1950

<b>Gross Debt</b>	
School debt . . . . .	\$56,000.00
Self-liquidating debt . . . . .	567.95
Other capital debt . . . . .	399,560.00
<b>TOTAL GROSS DEBT . . . . .</b>	<b>\$455,560.00</b>
<b>Per Capita Gross Debt . . . . .</b>	<b>\$54.85</b>

### Deductions for

School debt . . . . .	\$56,000.00
Self-liquidating debt . . . . .	.....
Other capital debt . . . . .	.....

**TOTAL DEDUCTIONS . . . . .** 56,000.00

**NET DEBT . . . . .** \$399,560.00

### Average Assessed Valuations

Real Property 1948-1949-1950 . . . . .	\$7,794,572.00
Per Cent of Net Debt . . . . .	5.12

### CURRENT FINANCES DECEMBER 31, 1950

Cash . . . . .	\$250,450.33
Taxes receivable . . . . .	18,440.84
Tax title liens . . . . .	12,409.56
Foreclosed property . . . . .	95,395.00
Accounts receivable . . . . .	2,310.75
State road aid receivable . . . . .	1,000.00
Emergencies and deferred charges . . . . .	.....
<b>TOTAL ASSETS . . . . .</b>	<b>\$380,006.48</b>

Cash liabilities . . . . .	\$34,473.12
Reserves . . . . .	128,556.15
Surplus revenue . . . . .	216,977.21
<b>TOTAL LIABILITIES AND SURPLUS . . . . .</b>	<b>\$380,006.48</b>

## RIDGEFIELD PARK TOWNSHIP—BERGEN COUNTY

Population Census, 1950—12,001      Land Area 2.0 sq. mi.      Net Valuation Taxable \$9,528,719  
 1940—11,277

<b>EXPENDITURES AND RE- QUIRED PAYMENTS FOR 1950</b>	
<b>General Government</b>	
Administrative and executive ....	\$17,253.16
Assessment and collection of taxes	14,625.30
Finance Department .....	.....
<b>Protection to Persons &amp; Property</b>	
Fire .....	30,253.44
Police .....	74,002.15
Other .....	.....
<b>Streets and Roads</b>	
Repairs and maintenance .....	48,386.07
Street lighting .....	12,969.12
<b>Sanitation</b>	
Street cleaning .....	.....
Garbage and ash removal .....	28,973.41
Sewers .....	6,574.82
<b>Health and Charities</b>	
Health service .....	5,171.08
Poor (including relief) .....	4,057.87
Hospitals (aid and maintenance) ..	.....
Other .....	.....
<b>Recreation</b>	
Beaches and boardwalks .....	.....
Parks and playgrounds .....	22,926.83
Other .....	.....
<b>Educational</b>	
(Exclusive of school districts) ..	12,295.98
<b>Unclassified Purposes</b>	
(Including contingent) .....	9,567.08
<b>SUB-TOTAL—Municipal functions..</b>	<b>\$287,056.31</b>

<b>Per Capita—Municipal functions ....</b>	<b>\$23.92</b>
Capital imp'ts and capital imp't fund	.....
<b>Debt Service</b>	
Principal payments .	\$19,000.00
Interest payments ..	8,637.26
<b>Total .....</b>	<b>\$27,637.26</b>
<b>Per Capita Debt Service .....</b>	
<b>Deferred Charges and Statutory Expenditures</b>	<b>\$2.30</b>
Emergencies .....	.....
Other deferred chgs.	\$12,189.87
<b>Total .....</b>	<b>12,189.87</b>

<b>TOTAL—Municipal expenditures ...</b>	<b>\$326,883.44</b>
<b>Required Payments for Local School, County, and Special District Taxes .....</b>	
<b>488,039.59</b>	
<b>TOTAL EXPENDITURES AND REQUIRED PAYMENTS .....</b>	<b>\$814,923.03</b>
Reserve for uncollected taxes .....	\$68,592.62
<b>GRAND TOTAL—Budget .....</b>	<b>\$883,515.65</b>

<b>RECEIPTS AND REVENUES REALIZED IN 1950 TO MEET EXPENDITURES AND REQUIRED PAYMENTS</b>	
Surplus revenue appropriated ..	\$98,000.00
Miscellaneous revenues realized.	85,098.64
State aid revenues realized .....	7,811.26
Delinquent taxes including	.....
liens—1950 collections .....	21,480.54
Current taxes—1950 collections..	661,179.04
Emergency borrowings .....	.....
<b>TOTAL RECEIPTS AND REVENUES REALIZED .....</b>	<b>\$873,569.48</b>

<b>CAPITAL OUTLAY—1950</b>	
Beaches and boardwalks .....	.....
Buildings and equipment .....	\$21,532.04
Parks and playgrounds .....	3,504.15
Sewers .....	.....
Streets, roads and bridges .....	49,140.76
Water supply .....	.....
Other .....	.....

<b>Tax rate .....</b>	<b>\$7.19</b>
Local school tax rate .....	4.31
County tax rate .....	0.81
Local purpose tax rate ....	2.07
<b>TAXES</b>	
Local school tax ...	\$410,393.62
County taxes .....	77,645.97
Special district taxes .....	.....
<b>Local purpose levy .....</b>	<b>\$488,039.59</b>
<b>197,397.62</b>	
<b>Total tax levy (tax duplicate) ..</b>	<b>\$685,437.21</b>
<b>Per Capita Total Tax Levy .....</b>	
<b>\$57.12</b>	
<b>Current</b>	
1950 taxes levied (total) .....	\$687,638.27
Collected in 1950 .....	661,179.04
Per cent of levy collected in 1950 ...	96.15
Transferred to liens .....	347.20
Cancelled, abated or adjusted ..	701.74
Outstanding December 31, 1950 ..	\$25,410.29
<b>All Prior Years Outstanding</b>	
Balance January 1, 1950 .....	\$23,335.62
Collected in 1950 .....	21,480.54
Balance December 31, 1950 .....	\$1,855.51
<b>Tax Title Liens Outstanding</b>	
Balance January 1, 1950 .....	\$4,938.05
Redeemed by cash .....	.....
Balance December 31, 1950 .....	\$5,290.96
<b>Property Acquired by Deed or Foreclosure</b>	
Balance January 1, 1950 .....	\$54,757.00
Sale for cash .....	5,350.00
Balance December 31, 1950 .....	\$49,780.00

<b>CAPITAL DEBT, DECEMBER 31, 1950</b>	
<b>Gross Debt</b>	
School debt .....	\$144,000.00
Self-liquidating debt. ....	.....
Other capital debt ..	430,480.00
<b>TOTAL GROSS DEBT .....</b>	<b>\$574,480.00</b>
<b>Per Capita Gross Debt .....</b>	
<b>\$47.87</b>	
<b>Deductions for</b>	
School debt .....	\$144,000.00
Self-liquidating debt. ....	.....
Other capital debt ..	.....
<b>TOTAL DEDUCTIONS .....</b>	<b>144,000.00</b>
<b>NET DEBT .....</b>	<b>\$430,480.00</b>
<b>Average Assessed Valuations</b>	
Real Property 1948-1949-1950..	\$9,000,600.00
Per Cent of Net Debt .....	4.78

<b>CURRENT FINANCES DECEMBER 31, 1950</b>	
Cash .....	\$166,625.23
Taxes receivable .....	27,263.80
Tax title liens .....	5,290.96
Foreclosed property .....	49,780.00
Accounts receivable .....	1,561.89
State road aid receivable .....	.....
Emergencies and deferred charges ..	2,000.00
<b>TOTAL ASSETS .....</b>	<b>\$252,521.88</b>
Cash liabilities .....	\$26,539.76
Reserves .....	83,896.65
Surplus revenue .....	142,085.47
<b>TOTAL LIABILITIES AND SURPLUS .....</b>	<b>\$252,521.88</b>

## RIDGEWOOD TOWNSHIP—BERGEN COUNTY

Population Census, 1950—17,467  
1940—14,948

Land Area 5.9 sq. mi.

Net Valuation Taxable \$30,304,189

### EXPENDITURES AND RE- QUIRED PAYMENTS FOR 1950

<b>General Government</b>	
Administrative and executive .....	\$67,480.00
Assessment and collection of taxes .....	14,277.00
Finance Department .....	12,435.00
<b>Protection to Persons &amp; Property</b>	
Fire .....	82,123.00
Police .....	111,660.00
Other .....	10,530.00
<b>Streets and Roads</b>	
Repairs and maintenance .....	87,020.00
Street lighting .....	26,000.00
<b>Sanitation</b>	
Street cleaning .....	27,480.00
Garbage and ash removal .....	
Sewers .....	54,088.40
<b>Health and Charities</b>	
Health service .....	14,720.00
Poor (including relief) .....	2,520.00
Hospitals (aid and maintenance) .....	
Other .....	
<b>Recreation</b>	
Beaches and boardwalks .....	
Parks and playgrounds .....	57,850.00
Other .....	
<b>Educational</b>	
(Exclusive of school districts) ..	29,846.00
<b>Unclassified Purposes</b>	
(Including contingent) .....	80,582.70
<b>SUB-TOTAL—Municipal functions..</b>	<b>\$678,612.10</b>

<b>Per Capita—Municipal functions .....</b>	<b>\$38.85</b>
Capital imp'ts and capital imp't fund .....	\$25,514.44
<b>Debt Service</b>	
Principal payments ..	\$50,000.00
Interest payments ..	16,050.00
<b>Total .....</b>	<b>66,050.00</b>
<b>Per Capita Debt Service .....</b>	
<b>Service .....</b>	<b>\$3.78</b>
<b>Deferred Charges and Statutory Expenditures</b>	
Emergencies .....	
Other deferred chgs. .....	\$49,134.00
<b>Total .....</b>	<b>49,134.00</b>
<b>TOTAL—Municipal expenditures ...</b>	<b>\$819,310.54</b>

<b>Required Payments for Local School, County, and Special District Taxes .....</b>	<b>1,100,455.21</b>
-------------------------------------------------------------------------------------	---------------------

<b>TOTAL EXPENDITURES AND REQUIRED PAYMENTS .....</b>	<b>\$1,919,765.75</b>
Reserve for uncollected taxes .....	\$110,064.02
<b>GRAND TOTAL—Budget .....</b>	<b>\$2,029,829.77</b>

<b>RECEIPTS AND REVENUES REALIZED IN 1950 TO MEET EXPENDITURES AND REQUIRED PAYMENTS</b>	
Surplus revenue appropriated ..	\$100,000.00
Miscellaneous revenues realized ..	217,458.15
State aid revenues realized .....	13,963.00
Delinquent taxes including	
liens—1950 collections .....	57,492.54
Current taxes—1950 collections..	1,666,315.23
Emergency borrowings .....	
<b>TOTAL RECEIPTS AND REVENUES REALIZED .....</b>	<b>\$2,055,228.92</b>

### CAPITAL OUTLAY—1950

Beaches and boardwalks .....	
Buildings and equipment .....	\$17,252.29
Parks and playgrounds .....	76,241.85
Sewers .....	56,515.59
Streets, roads and bridges .....	35,536.90
Water supply .....	209,208.41
Other .....	

<b>Tax rate .....</b>	<b>\$5.58</b>
Local school tax rate .....	2.82
County tax rate .....	0.82
Local purpose tax rate ....	1.94

### TAXES

Local school tax ...	\$853,413.00	
County taxes .....	247,042.21	
Special district taxes .....		
<b>Local purpose levy .....</b>	<b>\$1,100,455.21</b>	<b>594,111.56</b>
<b>Total tax levy (tax duplicate) ..</b>	<b>\$1,694,566.77</b>	

<b>Per Capita Total Tax Levy .....</b>	<b>\$97.02</b>
----------------------------------------	----------------

<b>Current</b>	
1950 taxes levied (total) .....	\$1,723,094.11
Collected in 1950 .....	1,666,315.23
Per cent of levy col- lected in 1950 ...	96.70
Transferred to liens .....	79.16
Cancelled, abated or adjusted .....	3,297.58
Outstanding December 31, 1950 ..	\$53,402.14

<b>All Prior Years Outstanding</b>	
Balance January 1, 1950 .....	\$63,893.37
Collected in 1950 .....	57,438.35
Balance December 31, 1950 .....	\$4,059.63

<b>Tax Title Liens Outstanding</b>	
Balance January 1, 1950 .....	\$797.66
Redeemed by cash .....	54.19
Balance December 31, 1950 .....	\$822.63

<b>Property Acquired by Deed or Foreclosure</b>	
Balance January 1, 1950 .....	\$64,110.00
Sale for cash .....	18,860.00
Balance December 31, 1950 .....	\$33,353.82

### CAPITAL DEBT, DECEMBER 31, 1950

<b>Gross Debt</b>	
School debt .....	\$2,012,000.00
Self-liquidating debt ..	909,000.00
Other capital debt ..	909,065.00
<b>TOTAL GROSS DEBT .....</b>	<b>\$3,830,065.00</b>
<b>Per Capita Gross Debt .....</b>	<b>\$219.27</b>

<b>Deductions for</b>	
School debt .....	\$2,012,000.00
Self-liquidating debt ..	909,000.00
Other capital debt ..	
<b>TOTAL DEDUCTIONS .....</b>	<b>2,921,000.00</b>
<b>NET DEBT .....</b>	<b>\$909,065.00</b>

<b>Average Assessed Valuations</b>	
Real Property 1948-1949-1950 ..	\$27,398,240.00
Per Cent of Net Debt .....	3.31

### CURRENT FINANCES DECEMBER 31, 1950

Cash .....	\$721,311.85
Taxes receivable .....	57,461.77
Tax title liens .....	822.63
Foreclosed property .....	33,353.82
Accounts receivable .....	6,419.90
State road aid receivable .....	26,551.40
Emergencies and deferred charges ..	
<b>TOTAL ASSETS .....</b>	<b>\$845,921.37</b>
Cash liabilities .....	\$494,366.88
Reserves .....	98,058.12
Surplus revenue .....	253,496.37
<b>TOTAL LIABILITIES AND SURPLUS .....</b>	<b>\$845,921.37</b>

# RINGWOOD BOROUGH—PASSAIC COUNTY

Population Census, 1950—1,723  
1940—977

Land Area 27.3 sq. mi.

Net Valuation Taxable \$3,720,815

## EXPENDITURES AND REQUIRED PAYMENTS FOR 1950

<b>General Government</b>			
Administrative and executive . . . . .	\$14,660.00	<b>Tax rate . . . . .</b>	<b>\$4.97</b>
Assessment and collection of taxes . . . . .	3,650.00		
Finance Department . . . . .	500.00		
<b>Protection to Persons &amp; Property</b>			
Fire . . . . .	1,000.00		
Police . . . . .	7,740.00		
Other . . . . .	.....		
<b>Streets and Roads</b>			
Repairs and maintenance . . . . .	23,000.00		
Street lighting . . . . .	.....		
<b>Sanitation</b>			
Street cleaning . . . . .	.....		
Garbage and ash removal . . . . .	4,250.00		
Sewers . . . . .	.....		
<b>Health and Charities</b>			
Health service . . . . .	1,300.00		
Poor (including relief) . . . . .	5,700.00		
Hospitals (aid and maintenance) . . . . .	.....		
Other . . . . .	.....		
<b>Recreation</b>			
Beaches and boardwalks . . . . .	.....		
Parks and playgrounds . . . . .	300.00		
Other . . . . .	.....		
<b>Educational</b>			
(Exclusive of school districts) . . . . .	.....		
<b>Unclassified Purposes</b>			
(Including contingent) . . . . .	800.00		
<b>SUB-TOTAL—Municipal functions..</b>	<b>\$62,900.00</b>		

<b>Per Capita—Municipal functions . . . . .</b>	<b>\$36.51</b>	
Capital imp'ts and capital imp't fund	\$28,100.00	
<b>Debt Service</b>		
Principal payments . . . . .	.....	
Interest payments . . . . .	.....	

<b>Total . . . . .</b>	<b>.....</b>	
<b>Per Capita Debt Service</b>		
Deferred Charges and Statutory Expenditures	.....	
Emergencies . . . . .	\$3,000.00	
Other deferred chgs. . . . .	10,384.15	
<b>Total . . . . .</b>	<b>13,384.15</b>	

<b>TOTAL—Municipal expenditures . . .</b>	<b>\$104,384.15</b>	
<b>Required Payments for Local School, County, and Special District Taxes</b>		
.....	114,170.22	

<b>TOTAL EXPENDITURES AND REQUIRED PAYMENTS . . . . .</b>	<b>\$218,554.37</b>	
Reserve for uncollected taxes . . . . .	\$18,000.00	
<b>GRAND TOTAL—Budget . . . . .</b>	<b>\$236,554.37</b>	

<b>RECEIPTS AND REVENUES REALIZED IN 1950 TO MEET EXPENDITURES AND REQUIRED PAYMENTS</b>	
Surplus revenue appropriated . . . . .	\$10,000.00
Miscellaneous revenues realized . . . . .	13,746.04
State aid revenues realized . . . . .	22,695.80
<b>Delinquent taxes including</b>	
liens—1950 collections . . . . .	12,239.76
Current taxes—1950 collections..	173,896.98
Emergency borrowings . . . . .	.....
<b>TOTAL RECEIPTS AND REVENUES REALIZED . . . . .</b>	<b>\$232,578.58</b>

<b>CAPITAL OUTLAY—1950</b>	
Beaches and boardwalks . . . . .	.....
Buildings and equipment . . . . .	\$4,758.65
Parks and playgrounds . . . . .	.....
Sewers . . . . .	.....
Streets, roads and bridges . . . . .	.....
Water supply . . . . .	.....
Other . . . . .	.....

	Real Property	2nd Class R. R. Prop. & Personal Prop.
	<b>\$4.97</b>	<b>\$4.87</b>
<b>TAXES</b>		
Local school tax . . . . .	\$77,964.70	
County taxes . . . . .	36,205.52	
Special district taxes . . . . .	.....	
Local purpose levy . . . . .	.....	\$114,170.22
		70,647.15
<b>Total tax levy (tax duplicate) ..</b>		<b>\$184,817.37</b>
<b>Per Capita Total Tax Levy . . . . .</b>		
	<b>\$107.26</b>	
<b>Current</b>		
1950 taxes levied (total) . . . . .		\$185,278.72
Collected in 1950 . . . . .		173,896.98
Per cent of levy collected in 1950 . . . . .	93.85	
Transferred to liens . . . . .		842.42
Cancelled, abated or adjusted . . . . .		201.97
Outstanding December 31, 1950 . . . . .		\$10,337.35

<b>All Prior Years Outstanding</b>	
Balance January 1, 1950 . . . . .	\$12,694.05
Collected in 1950 . . . . .	12,057.35
Balance December 31, 1950 . . . . .	\$600.81

<b>Tax Title Liens Outstanding</b>	
Balance January 1, 1950 . . . . .	\$7,635.14
Redeemed by cash . . . . .	182.41
Balance December 31, 1950 . . . . .	\$8,254.71

<b>Property Acquired by Deed or Foreclosure</b>	
Balance January 1, 1950 . . . . .	.....
Sale for cash . . . . .	.....
Balance December 31, 1950 . . . . .	.....

<b>CAPITAL DEBT, DECEMBER 31, 1950</b>		
<b>Gross Debt</b>		
School debt . . . . .	\$40,000.00	
Self-liquidating debt. . . . .	.....	
Other capital debt . . . . .	22,200.00	
<b>TOTAL GROSS DEBT . . . . .</b>	<b>\$62,200.00</b>	
<b>Per Capita Gross Debt . . . . .</b>	<b>\$36.10</b>	

<b>Deductions for</b>		
School debt . . . . .	\$40,000.00	
Self-liquidating debt. . . . .	.....	
Other capital debt . . . . .	.....	
<b>TOTAL DEDUCTIONS . . . . .</b>	<b>40,000.00</b>	
<b>NET DEBT . . . . .</b>	<b>\$22,200.00</b>	

<b>Average Assessed Valuations</b>	
Real Property 1948-1949-1950..	\$3,540,923.00
Per Cent of Net Debt . . . . .	0.62

<b>CURRENT FINANCES DECEMBER 31, 1950</b>	
Cash . . . . .	\$92,026.54
Taxes receivable . . . . .	10,938.16
Tax title liens . . . . .	8,254.71
Foreclosed property . . . . .	.....
Accounts receivable . . . . .	2,173.56
State road aid receivable . . . . .	24,116.76
Emergencies and deferred charges . . . . .	.....
<b>TOTAL ASSETS . . . . .</b>	<b>\$137,509.73</b>
Cash liabilities . . . . .	\$64,475.97
Reserves . . . . .	21,366.43
Surplus revenue . . . . .	51,667.33
<b>TOTAL LIABILITIES AND SURPLUS . . . . .</b>	<b>\$137,509.73</b>

**RIVERDALE BOROUGH—MORRIS COUNTY**

Population Census, 1950—1,356  
1940—1,110

Land Area 1.8 sq. mi.

Net Valuation Taxable \$968,782

**EXPENDITURES AND REQUIRED PAYMENTS FOR 1950**

<b>General Government</b>	
Administrative and executive . . .	\$6,230.00
Assessment and collection of taxes	3,600.00
Finance Department . . . . .	.....
<b>Protection to Persons &amp; Property</b>	
Fire . . . . .	1,430.00
Police . . . . .	1,925.00
Other . . . . .	.....
<b>Streets and Roads</b>	
Repairs and maintenance . . . . .	7,678.33
Street lighting . . . . .	2,300.00
<b>Sanitation</b>	
Street cleaning . . . . .	.....
Garbage and ash removal . . . . .	1,100.00
Sewers . . . . .	.....
<b>Health and Charities</b>	
Health service . . . . .	590.00
Poor (including relief) . . . . .	325.00
Hospitals (aid and maintenance) . . . . .	.....
Other . . . . .	.....
<b>Recreation</b>	
Beaches and boardwalks . . . . .	.....
Parks and playgrounds . . . . .	.....
Other . . . . .	.....
<b>Educational</b>	
(Exclusive of school districts) . . . . .	150.00
<b>Unclassified Purposes</b>	
(Including contingent) . . . . .	305.00
<b>SUB-TOTAL—Municipal functions..</b>	<b>\$25,633.33</b>

<b>Per Capita—Municipal functions . . . . .</b>	<b>\$18.90</b>
Capital imp'ts and capital imp't fund	\$1,475.00
<b>Debt Service</b>	
Principal payments . . . . .	.....
Interest payments . . . . .	\$32.45
<b>Total . . . . .</b>	<b>32.45</b>
<b>Per Capita Debt Service . . . . .</b>	<b>\$0.02</b>
<b>Deferred Charges and Statutory Expenditures</b>	
Emergencies . . . . .	\$500.00
Other deferred chgs. . . . .	2,372.19
<b>Total . . . . .</b>	<b>2,872.19</b>

<b>TOTAL—Municipal expenditures . . . . .</b>	<b>\$30,012.97</b>
<b>Required Payments for Local School, County, and Special District Taxes . . . . .</b>	<b>55,948.65</b>
<b>TOTAL EXPENDITURES AND REQUIRED PAYMENTS . . . . .</b>	<b>\$85,961.62</b>
Reserve for uncollected taxes . . . . .	\$11,487.72
<b>GRAND TOTAL—Budget . . . . .</b>	<b>\$97,449.34</b>

<b>RECEIPTS AND REVENUES REALIZED IN 1950 TO MEET EXPENDITURES AND REQUIRED PAYMENTS</b>	
Surplus revenue appropriated . . . . .	\$16,500.00
Miscellaneous revenues realized . . . . .	18,162.54
State aid revenues realized . . . . .	2,730.00
Delinquent taxes including	.....
liens—1950 collections . . . . .	4,952.81
Current taxes—1950 collections..	54,790.40
Emergency borrowings . . . . .	.....
<b>TOTAL RECEIPTS AND REVENUES REALIZED . . . . .</b>	<b>\$97,135.75</b>

<b>CAPITAL OUTLAY—1950</b>	
Beaches and boardwalks . . . . .	.....
Buildings and equipment . . . . .	.....
Parks and playgrounds . . . . .	.....
Sewers . . . . .	.....
Streets, roads and bridges . . . . .	\$4,619.36
Water supply . . . . .	.....
Other . . . . .	.....

<b>Tax rate . . . . .</b>	<b>\$6.09</b>
Local school tax rate . . . . .	4.78
County tax rate . . . . .	1.00
Local purpose tax rate . . . . .	0.31

**TAXES**

Local school tax . . . . .	\$46,295.54	
County taxes . . . . .	9,653.11	
Special district taxes . . . . .	.....	
<b>Local purpose levy . . . . .</b>	<b>.....</b>	<b>\$55,948.65</b>
<b>Total tax levy (tax duplicate) ..</b>	<b>.....</b>	<b>2,972.69</b>
<b>Total tax levy (tax duplicate) ..</b>	<b>.....</b>	<b>\$58,921.34</b>

**Per Capita Total Tax Levy . . . . . \$43.45**

<b>Current</b>	
1950 taxes levied (total) . . . . .	\$59,432.33
Collected in 1950 . . . . .	54,790.40
Per cent of levy collected in 1950 . . . . .	92.18
Transferred to liens . . . . .	88.31
Cancelled, abated or adjusted . . . . .	425.37
Outstanding December 31, 1950 ..	\$4,128.25

<b>All Prior Years Outstanding</b>	
Balance January 1, 1950 . . . . .	\$4,706.76
Collected in 1950 . . . . .	4,621.15
Balance December 31, 1950 . . . . .	\$40.53

<b>Tax Title Liens Outstanding</b>	
Balance January 1, 1950 . . . . .	\$1,660.02
Redeemed by cash . . . . .	331.66
Balance December 31, 1950 . . . . .	\$188.24

<b>Property Acquired by Deed or Foreclosure</b>	
Balance January 1, 1950 . . . . .	\$200.00
Sale for cash . . . . .	.....
Balance December 31, 1950 . . . . .	\$1,500.00

**CAPITAL DEBT, DECEMBER 31, 1950**

<b>Gross Debt</b>	
School debt . . . . .	\$60,000.00
Self-liquidating debt. . . . .	929.00
Other capital debt . . . . .	.....
<b>TOTAL GROSS DEBT . . . . .</b>	<b>\$60,929.00</b>
<b>Per Capita Gross Debt . . . . .</b>	<b>\$44.93</b>

<b>Deductions for</b>	
School debt . . . . .	\$52,381.00
Self-liquidating debt. . . . .	.....
Other capital debt . . . . .	.....
<b>TOTAL DEDUCTIONS . . . . .</b>	<b>52,381.00</b>
<b>NET DEBT . . . . .</b>	<b>\$8,548.00</b>

<b>Average Assessed Valuations</b>	
Real Property 1948-1949-1950..	\$873,024.00
Per Cent of Net Debt . . . . .	0.97

**CURRENT FINANCES DECEMBER 31, 1950**

Cash . . . . .	\$27,852.53
Taxes receivable . . . . .	4,168.78
Tax title liens . . . . .	188.24
Foreclosed property . . . . .	1,500.00
Accounts receivable . . . . .	3,101.94
State road aid receivable . . . . .	460.78
Emergencies and deferred charges . . . . .	1,607.66
<b>TOTAL ASSETS . . . . .</b>	<b>\$38,879.93</b>
Cash liabilities . . . . .	\$4,973.34
Reserves . . . . .	8,958.96
Surplus revenue . . . . .	24,947.63
<b>TOTAL LIABILITIES AND SURPLUS . . . . .</b>	<b>\$38,879.93</b>

## RIVER EDGE BOROUG—BERGEN COUNTY

Population Census, 1950—9,139  
1940—3,287

Land Area 1.9 sq. mi.

Net Valuation Taxable \$8,198,606

### EXPENDITURES AND RE- QUIRED PAYMENTS FOR 1950

<b>General Government</b>	
Administrative and executive . . .	\$31,490.00
Assessment and collection of taxes	13,984.00
Finance Department . . . . .	.....
<b>Protection to Persons &amp; Property</b>	
Fire . . . . .	22,626.00
Police . . . . .	46,150.00
Other . . . . .	.....
<b>Streets and Roads</b>	
Repairs and maintenance . . . . .	29,105.00
Street lighting . . . . .	8,500.00
<b>Sanitation</b>	
Street cleaning . . . . .	.....
Garbage and ash removal . . . . .	40,500.00
Sewers . . . . .	10,800.00
<b>Health and Charities</b>	
Health service . . . . .	11,649.00
Poor (including relief) . . . . .	1,310.00
Hospitals (aid and maintenance) .	.....
Other . . . . .	1,200.00
<b>Recreation</b>	
Beaches and boardwalks . . . . .	.....
Parks and playgrounds . . . . .	2,420.00
Other . . . . .	2,950.00
<b>Educational</b>	
(Exclusive of school districts) ..	1,750.00
<b>Unclassified Purposes</b>	
(Including contingent) . . . . .	14,290.00
<b>SUB-TOTAL—Municipal functions..</b>	<b>\$238,724.00</b>

<b>Per Capita—Municipal functions . . . . .</b>	<b>\$26.12</b>
Capital imp'ts and capital imp't fund	\$6,900.00
<b>Debt Service</b>	
Principal payments . . . . .	\$26,375.00
Interest payments .. . . .	5,494.00
<b>Total . . . . .</b>	<b>31,869.00</b>
<b>Per Capita Debt Service . . . . .</b>	
<b>\$3.49</b>	
<b>Deferred Charges and Statutory Expenditures</b>	
Emergencies . . . . .	\$5,000.00
Other deferred chgs. . . . .	3,861.62
<b>Total . . . . .</b>	<b>8,861.62</b>

<b>TOTAL—Municipal expenditures . .</b>	<b>\$286,354.62</b>
<b>Required Payments for Local School, County, and Special District Taxes . . . . .</b>	
	<b>344,771.37</b>

<b>TOTAL EXPENDITURES AND REQUIRED PAYMENTS . . . . .</b>	<b>\$631,125.99</b>
Reserve for uncollected taxes . . . . .	\$36,033.88
<b>GRAND TOTAL—Budget . . . . .</b>	<b>\$667,159.87</b>

<b>RECEIPTS AND REVENUES REALIZED IN 1950 TO MEET EXPENDITURES AND REQUIRED PAYMENTS</b>	
Surplus revenue appropriated ..	\$49,000.00
Miscellaneous revenues realized.	75,908.74
State aid revenues realized . . . .	3,594.00
<b>Delinquent taxes including</b>	
Liens—1950 collections . . . . .	18,978.70
Current taxes—1950 collections..	551,661.18
Emergency borrowings . . . . .	.....
<b>TOTAL RECEIPTS AND REVENUES REALIZED . . . . .</b>	<b>\$699,142.62</b>

<b>CAPITAL OUTLAY—1950</b>	
Beaches and boardwalks . . . . .	.....
Buildings and equipment . . . . .	\$9,329.80
Parks and playgrounds . . . . .	5,322.12
Sewers . . . . .	18,027.62
Streets, roads and bridges . . . . .	.....
Water supply . . . . .	.....
Other . . . . .	.....

<b>Tax rate . . . . .</b>	<b>\$6.47</b>
Local school tax rate . . . . .	3.40
County tax rate . . . . .	0.80
Local purpose tax rate . . . . .	2.27

### TAXES

Local school tax . . . . .	\$279,067.12	
County taxes . . . . .	65,704.25	
Special district taxes . . . . .	.....	
<b>Local purpose levy . . . . .</b>	<b>.....</b>	<b>\$344,771.37</b>
		<b>185,087.88</b>
<b>Total tax levy (tax duplicate) ..</b>	<b>.....</b>	<b>\$529,859.25</b>
<b>Per Capita Total Tax Levy . . . . .</b>		
		<b>\$57.98</b>

<b>Current</b>	
1950 taxes levied (total) . . . . .	\$578,153.69
Collected in 1950 . . . . .	551,661.18
Per cent of levy collected in 1950 . . . . .	95.41
Transferred to liens . . . . .	837.57
Cancelled, abated or adjusted . . . .	3,563.90
Outstanding December 31, 1950 ..	\$22,091.04

<b>All Prior Years Outstanding</b>	
Balance January 1, 1950 . . . . .	\$20,149.49
Collected in 1950 . . . . .	18,947.14
Balance December 31, 1950 . . . . .	\$1,010.70

<b>Tax Title Liens Outstanding</b>	
Balance January 1, 1950 . . . . .	\$12,407.42
Redeemed by cash . . . . .	31.56
Balance December 31, 1950 . . . . .	\$10,310.43

<b>Property Acquired by Deed or Foreclosure</b>	
Balance January 1, 1950 . . . . .	\$11,485.00
Sale for cash . . . . .	1,690.00
Balance December 31, 1950 . . . . .	\$12,465.00

### CAPITAL DEBT, DECEMBER 31, 1950

<b>Gross Debt</b>	
School debt . . . . .	\$554,000.00
Self-liquidating debt. . . . .	.....
Other capital debt .. . . .	202,600.00
<b>TOTAL GROSS DEBT . . . . .</b>	<b>\$756,000.00</b>
<b>Per Capita Gross Debt . . . . .</b>	
	<b>\$82.72</b>

<b>Deductions for</b>	
School debt . . . . .	\$409,872.00
Self-liquidating debt. . . . .	.....
Other capital debt .. . . .	10,837.00
<b>TOTAL DEDUCTIONS . . . . .</b>	<b>420,709.00</b>
<b>NET DEBT . . . . .</b>	<b>\$335,291.00</b>

<b>Average Assessed Valuations</b>	
Real Property 1948-1949-1950..	\$6,831,198.00
Per Cent of Net Debt . . . . .	4.90

### CURRENT FINANCES DECEMBER 31, 1950

Cash . . . . .	\$234,499.23
Taxes receivable . . . . .	23,101.74
Tax title liens . . . . .	10,310.43
Foreclosed property . . . . .	12,465.00
Accounts receivable . . . . .	994.14
State road aid receivable . . . . .	3,817.50
Emergencies and deferred charges ..	.....
<b>TOTAL ASSETS . . . . .</b>	<b>\$285,188.04</b>

Cash liabilities . . . . .	\$31,723.33
Reserves . . . . .	46,871.31
Surplus revenue . . . . .	206,593.40

<b>TOTAL LIABILITIES AND SURPLUS . . . . .</b>	
	<b>\$285,188.04</b>

# RIVERSIDE TOWNSHIP—BURLINGTON COUNTY

Population Census, 1950—7,201      Land Area 1.54 sq. mi.      Net Valuation Taxable \$3,289,528  
 1940—7,072

## EXPENDITURES AND REQUIRED PAYMENTS FOR 1950

<b>General Government</b>	
Administrative and executive .....	\$11,900.00
Assessment and collection of taxes .....	5,330.00
Finance Department .....	2,200.00
<b>Protection to Persons &amp; Property</b>	
Fire .....	7,200.00
Police .....	22,650.00
Other .....	.....
<b>Streets and Roads</b>	
Repairs and maintenance .....	25,000.00
Street lighting .....	8,300.00
<b>Sanitation</b>	
Street cleaning .....	.....
Garbage and ash removal .....	6,350.00
Sewers .....	.....
<b>Health and Charities</b>	
Health service .....	2,900.00
Poor (including relief) .....	3,600.00
Hospitals (aid and maintenance) .....	.....
Other .....	.....
<b>Recreation</b>	
Beaches and boardwalks .....	.....
Parks and playgrounds .....	1,550.00
Other .....	.....
<b>Educational</b>	
(Exclusive of school districts) ..	300.00
<b>Unclassified Purposes</b>	
(Including contingent) .....	1,600.00
<b>SUB-TOTAL—Municipal functions..</b>	<b>\$98,880.00</b>

<b>Per Capita—Municipal functions .....</b>	<b>\$13.73</b>
Capital imp'ts and capital imp't fund .....	\$31,700.00
<b>Debt Service</b>	
Principal payments ..	\$11,000.00
Interest payments ..	1,130.00
<b>Total .....</b>	<b>12,130.00</b>
<b>Per Capita Debt Service .....</b>	<b>\$1.68</b>
<b>Deferred Charges and Statutory Expenditures</b>	
Emergencies .....	\$500.00
Other deferred chgs. ....	7,919.51
<b>Total .....</b>	<b>8,419.51</b>
<b>TOTAL—Municipal expenditures ..</b>	<b>\$151,129.51</b>

<b>Required Payments for Local School, County, and Special District Taxes .....</b>	<b>226,059.74</b>
-------------------------------------------------------------------------------------	-------------------

<b>TOTAL EXPENDITURES AND REQUIRED PAYMENTS .....</b>	<b>\$377,189.25</b>
Reserve for uncollected taxes .....	\$35,698.90
<b>GRAND TOTAL—Budget .....</b>	<b>\$412,888.15</b>

## RECEIPTS AND REVENUES REALIZED IN 1950 TO MEET EXPENDITURES AND REQUIRED PAYMENTS

Surplus revenue appropriated ..	\$11,000.00
Miscellaneous revenues realized ..	85,440.57
State aid revenues realized .....	8,447.00
Delinquent taxes including	
liens—1950 collections .....	28,962.72
current taxes—1950 collections..	271,106.33
Emergency borrowings .....	.....
<b>TOTAL RECEIPTS AND REVENUES REALIZED .....</b>	<b>\$404,956.62</b>

### CAPITAL OUTLAY—1950

Beaches and boardwalks .....	.....
Buildings and equipment .....	\$14,019.62
Parks and playgrounds .....	.....
Sewers .....	.....
Streets, roads and bridges .....	18,739.57
Water supply .....	.....
Other .....	4,106.00

<b>Tax rate .....</b>	<b>\$9.04</b>
Local school tax rate .....	4.94
County tax rate .....	1.93
Local purpose tax rate .....	2.17

### TAXES

Local school tax ...	\$162,412.44	
County taxes .....	63,647.30	
Special district taxes .....	.....	
Local purpose levy .....	.....	\$226,059.74
		72,990.87
<b>Total tax levy (tax duplicate) ..</b>		<b>\$299,050.61</b>

<b>Per Capita Total Tax Levy .....</b>	<b>\$41.53</b>
----------------------------------------	----------------

### Current

1950 taxes levied (total) .....	\$301,233.19
Collected in 1950 .....	271,106.33
Per cent of levy collected in 1950 ...	89.99
Transferred to liens .....	419.36
Cancelled, abated or adjusted .....	3,556.35
Outstanding December 31, 1950 ..	\$26,151.15

### All Prior Years Outstanding

Balance January 1, 1950 .....	\$29,841.65
Collected in 1950 .....	28,876.36
Balance December 31, 1950 .....	\$547.52

### Tax Title Liens Outstanding

Balance January 1, 1950 .....	\$5,956.33
Redeemed by cash .....	86.36
Balance December 31, 1950 .....	\$5,909.26

### Property Acquired by Deed or Foreclosure

Balance January 1, 1950 .....	\$8,435.61
Sale for cash .....	1,378.84
Balance December 31, 1950 .....	\$8,145.90

### CAPITAL DEBT, DECEMBER 31, 1950

<b>Gross Debt</b>	
School debt .....	\$220,000.00
Self-liquidating debt. ....	.....
Other capital debt ..	66,200.00
<b>TOTAL GROSS DEBT .....</b>	<b>\$286,200.00</b>
<b>Per Capita Gross Debt .....</b>	<b>\$39.74</b>

### Deductions for

School debt .....	\$220,000.00
Self-liquidating debt. ....	.....
Other capital debt ..	.....
<b>TOTAL DEDUCTIONS .....</b>	<b>220,000.00</b>
<b>NET DEBT .....</b>	<b>\$66,200.00</b>

### Average Assessed Valuations

Real Property 1948-1949-1950 ..	\$2,881,902.00
Per Cent of Net Debt .....	2.29

### CURRENT FINANCES DECEMBER 31, 1950

Cash .....	\$139,309.03
Taxes receivable .....	26,698.67
Tax title liens .....	5,909.26
Foreclosed property .....	8,145.90
Accounts receivable .....	1,698.12
State road aid receivable .....	2,700.00
Emergencies and deferred charges ..	.....
<b>TOTAL ASSETS .....</b>	<b>\$184,460.98</b>

Cash liabilities .....	\$92,695.22
Reserves .....	42,451.95
Surplus revenue .....	49,313.81

<b>TOTAL LIABILITIES AND SURPLUS .....</b>	<b>\$184,460.98</b>
--------------------------------------------	---------------------

## RIVERTON BOROUGH—BURLINGTON COUNTY

Population Census, 1950—2,791  
1940—2,354

Land Area 0.7 sq. mi.

Net Valuation Taxable \$2,583,705

### EXPENDITURES AND RE- QUIRED PAYMENTS FOR 1950

#### General Government

Administrative and executive .... \$7,077.81  
Assessment and collection of taxes 4,386.51  
Finance Department .....

#### Protection to Persons & Property

Fire ..... 4,483.75  
Police ..... 18,253.13  
Other .....

#### Streets and Roads

Repairs and maintenance ..... 14,439.47  
Street lighting ..... 5,267.85

#### Sanitation

Street cleaning .....  
Garbage and ash removal ..... 1,104.78  
Sewers ..... 367.29

#### Health and Charities

Health service ..... 585.60  
Poor (including relief) ..... 835.74  
Hospitals (aid and maintenance) ..  
Other .....

#### Recreation

Beaches and boardwalks .....  
Parks and playgrounds ..... 4,894.41  
Other ..... 150.00

#### Educational

(Exclusive of school districts) .. 700.00

#### Unclassified Purposes

(Including contingent) ..... 4,100.00

SUB-TOTAL—Municipal functions.. \$66,646.34

#### Per Capita—Municipal functions .... \$23.88

Capital imp'ts and capital imp't fund \$35,000.00

#### Debt Service

Principal payments ..  
Interest payments ..

Total .....

#### Per Capita Debt

Service .....

#### Deferred Charges and Statutory Expenditures

Emergencies ..... \$350.00  
Other deferred chgs. 7,277.10

Total ..... 7,627.10

TOTAL—Municipal expenditures ... \$109,273.44

#### Required Payments for Local School, County, and Special District Taxes

108,987.35

**TOTAL EXPENDITURES AND REQUIRED PAYMENTS ..... \$218,260.79**

Reserve for uncollected taxes ..... \$18,884.78

GRAND TOTAL—Budget ..... \$237,145.57

### RECEIPTS AND REVENUES REALIZED IN 1950 TO MEET EXPENDITURES AND RE- QUIRED PAYMENTS

Surplus revenue appropriated .. \$35,000.00

Miscellaneous revenues realized. 17,569.61

State aid revenues realized .... 2,549.61

Delinquent taxes including

liens—1950 collections ..... 11,078.80

Current taxes—1950 collections.. 165,880.15

Emergency borrowings .....

**TOTAL RECEIPTS AND REVENUES REALIZED ..... \$232,078.17**

#### CAPITAL OUTLAY—1950

Beaches and boardwalks .....

Buildings and equipment .....

Parks and playgrounds .....

Sewers .....

Streets, roads and bridges ..... \$4,719.54

Water supply .....

Other .....

**Tax rate ..... \$6.85**  
Local school tax rate ..... 2.27  
County tax rate ..... 1.94  
Local purpose tax rate .... 2.64

#### TAXES

Local school tax ... \$58,768.71  
County taxes ..... 50,218.64  
Special district taxes .....

Local purpose levy ..... \$108,987.35

69,179.88

Total tax levy (tax duplicate) .. \$178,167.23

#### Per Capita Total

Tax Levy ..... \$63.84

#### Current

1950 taxes levied (total) ..... \$181,061.92

Collected in 1950 ..... 165,880.15

Per cent of levy col-  
lected in 1950 ... 91.62

Transferred to liens .....

Cancelled, abated or adjusted .... 404.15

Outstanding December 31, 1950 .. \$14,777.62

#### All Prior Years Outstanding

Balance January 1, 1950 ..... \$12,882.75

Collected in 1950 ..... 11,078.80

Balance December 31, 1950 ..... \$1,762.65

#### Tax Title Liens Outstanding

Balance January 1, 1950 .....

Redeemed by cash .....

Balance December 31, 1950 .....

#### Property Acquired by Deed or Foreclosure

Balance January 1, 1950 ..... \$3,500.00

Sale for cash .....

Balance December 31, 1950 ..... \$3,500.00

#### CAPITAL DEBT, DECEMBER 31, 1950

##### Gross Debt

School debt ..... \$18,000.00

Self-liquidating debt. ....

Other capital debt ..

**TOTAL GROSS DEBT ..... \$18,000.00**

##### Per Capita Gross

Debt ..... \$6.45

##### Deductions for

School debt ..... \$18,000.00

Self-liquidating debt. ....

Other capital debt ..

**TOTAL DEDUCTIONS ..... 18,000.00**

**NET DEBT .....**

##### Average Assessed Valuations

Real Property 1948-1949-1950.. \$2,434,907.00

Per Cent of Net Debt .....

#### CURRENT FINANCES DECEMBER 31, 1950

Cash ..... \$90,785.95

Taxes receivable ..... 16,540.27

Tax title liens .....

Foreclosed property ..... 3,500.00

Accounts receivable ..... 942.39

State road aid receivable ..... 8.46

Emergencies and deferred charges ..

**TOTAL ASSETS ..... \$111,777.07**

Cash liabilities ..... \$39,425.20

Reserves ..... 20,982.66

Surplus revenue ..... 51,369.21

**TOTAL LIABILITIES AND SURPLUS ..... \$111,777.07**

**RIVER VALE TOWNSHIP—BERGEN COUNTY**

Population Census, 1950—1,698      Land Area 4.4 sq. mi.      Net Valuation Taxable \$1,540,959  
 1940—1,112

**EXPENDITURES AND REQUIRED PAYMENTS FOR 1950**

**General Government**  
 Administrative and executive ... \$10,596.02  
 Assessment and collection of taxes 3,552.88  
 Finance Department .....

**Protection to Persons & Property**  
 Fire ..... 12,450.00  
 Police ..... 7,431.66  
 Other .....

**Streets and Roads**  
 Repairs and maintenance ..... 4,000.00  
 Street lighting ..... 400.00

**Sanitation**  
 Street cleaning .....  
 Garbage and ash removal .....  
 Sewers .....

**Health and Charities**  
 Health service ..... 1,130.00  
 Poor (including relief) ..... 200.00  
 Hospitals (aid and maintenance) ..  
 Other .....

**Recreation**  
 Beaches and boardwalks .....  
 Parks and playgrounds .....  
 Other .....

**Educational**  
 (Exclusive of school districts) ..

**Unclassified Purposes**  
 (Including contingent) .....

---

SUB-TOTAL—Municipal functions.. \$39,760.56

**Per Capita—Municipal functions** ... \$23.42

Capital imp'ts and capital imp't fund \$6,798.99

**Debt Service**  
 Principal payments ..  
 Interest payments ..

Total .....

**Per Capita Debt Service** .....

**Deferred Charges and Statutory Expenditures**  
 Emergencies .....  
 Other deferred chgs. ....

Total .....

---

TOTAL—Municipal expenditures ... \$46,559.55

**Required Payments for Local School, County, and Special District Taxes** ..... 61,287.31

**TOTAL EXPENDITURES AND REQUIRED PAYMENTS** ..... **\$107,846.86**

Reserve for uncollected taxes ..... \$12,698.60

---

GRAND TOTAL—Budget ..... \$120,545.46

**RECEIPTS AND REVENUES REALIZED IN 1950 TO MEET EXPENDITURES AND REQUIRED PAYMENTS**

Surplus revenue appropriated .. \$28,350.00  
 Miscellaneous revenues realized. 25,711.98  
 State aid revenues realized ..... 4,889.00  
 Delinquent taxes including  
 liens—1950 collections ..... 9,329.55  
 Current taxes—1950 collections.. 66,841.46  
 Emergency borrowings .....

---

**TOTAL RECEIPTS AND REVENUES REALIZED** ..... **\$135,121.99**

**CAPITAL OUTLAY—1950**

Beaches and boardwalks .....  
 Buildings and equipment ..... \$6,835.00  
 Parks and playgrounds .....  
 Sewers .....  
 Streets, roads and bridges .....  
 Water supply .....

**Tax rate** ..... **\$4.80**  
 Local school tax rate ..... 3.17  
 County tax rate ..... 0.81  
 Local purpose tax rate ... 0.82

**TAXES**

Local school tax ... \$48,774.02  
 County taxes ..... 12,513.29  
 Special district taxes .....

---

Local purpose levy ..... \$61,287.31  
 12,533.60

---

Total tax levy (tax duplicate) .. **\$73,820.91**

**Per Capita Total Tax Levy** ..... **\$43.48**

**Current**  
 1950 taxes levied (total) ..... \$75,700.75  
 Collected in 1950 ..... 66,841.46  
 Per cent of levy collected in 1950 ... 88.29  
 Transferred to liens ..... 1,679.04  
 Cancelled, abated or adjusted ... 199.20  
 Outstanding December 31, 1950 .. **\$6,981.05**

**All Prior Years Outstanding**  
 Balance January 1, 1950 ..... \$10,925.03  
 Collected in 1950 ..... 9,329.55  
 Balance December 31, 1950 ..... **\$1,538.88**

**Tax Title Liens Outstanding**  
 Balance January 1, 1950 ..... \$22,863.07  
 Redeemed by cash .....  
 Balance December 31, 1950 ..... **\$24,505.23**

**Property Acquired by Deed or Foreclosure**  
 Balance January 1, 1950 ..... \$8,870.00  
 Sale for cash ..... 1,650.00  
 Balance December 31, 1950 ..... **\$6,860.00**

**CAPITAL DEBT, DECEMBER 31, 1950**

**Gross Debt**  
 School debt ..... \$23,400.00  
 Self-liquidating debt. ....  
 Other capital debt .. 6,500.00

---

**TOTAL GROSS DEBT** ..... **\$29,900.00**

**Per Capita Gross Debt** ..... **\$17.61**

**Deductions for**  
 School debt ..... \$23,400.00  
 Self-liquidating debt. ....  
 Other capital debt ..

---

**TOTAL DEDUCTIONS** ..... 23,400.00

---

**NET DEBT** ..... **\$6,500.00**

**Average Assessed Valuations**  
 Real Property 1948-1949-1950.. \$1,361,223.00  
 Per Cent of Net Debt ..... 0.47

**CURRENT FINANCES DECEMBER 31, 1950**

Cash ..... \$58,195.89  
 Taxes receivable ..... 8,519.93  
 Tax title liens ..... 24,505.23  
 Foreclosed property ..... 6,860.00  
 Accounts receivable ..... 362.38  
 State road aid receivable ..... 4,889.00  
 Emergencies and deferred charges ..

---

**TOTAL ASSETS** ..... **\$103,332.43**

Cash liabilities ..... \$4,898.37  
 Reserves ..... 40,247.54  
 Surplus revenue ..... 58,186.52

---

**TOTAL LIABILITIES AND SURPLUS** ..... **\$103,332.43**

## ROCHELLE PARK TOWNSHIP—BERGEN COUNTY

Population Census, 1950—4,475      Land Area 1.1 sq. mi.      Net Valuation Taxable \$3,735,390  
 1940—2,511

<b>EXPENDITURES AND REQUIRED PAYMENTS FOR 1950</b>	
<b>General Government</b>	
Administrative and executive . . . . .	\$18,300.00
Assessment and collection of taxes	5,900.00
Finance Department . . . . .	.....
<b>Protection to Persons &amp; Property</b>	
Fire . . . . .	20,300.00
Police . . . . .	28,000.00
Other . . . . .	.....
<b>Streets and Roads</b>	
Repairs and maintenance . . . . .	11,800.00
Street lighting . . . . .	5,300.00
<b>Sanitation</b>	
Street cleaning . . . . .	.....
Garbage and ash removal . . . . .	13,700.00
Sewers . . . . .	12,680.00
<b>Health and Charities</b>	
Health service . . . . .	2,300.00
Poor (including relief) . . . . .	500.00
Hospitals (aid and maintenance) . . . . .	.....
Other . . . . .	500.00
<b>Recreation</b>	
Beaches and boardwalks . . . . .	.....
Parks and playgrounds . . . . .	.....
Other . . . . .	.....
<b>Educational</b>	
(Exclusive of school districts) . . . . .	.....
<b>Unclassified Purposes</b>	
(Including contingent) . . . . .	1,720.00
<b>SUB-TOTAL—Municipal functions..</b>	<b>\$121,000.00</b>

<b>Per Capita—Municipal functions . . . . .</b>	<b>\$27.04</b>
Capital imp'ts and capital imp't fund	\$4,000.00
<b>Debt Service</b>	
Principal payments . . . . .	\$20,000.00
Interest payments . . . . .	9,600.00
<b>Total . . . . .</b>	<b>29,600.00</b>

<b>Per Capita Debt Service . . . . .</b>	<b>\$6.61</b>
<b>Deferred Charges and Statutory Expenditures</b>	
Emergencies . . . . .	\$7,900.00
Other deferred chgs. . . . .	2,244.00
<b>Total . . . . .</b>	<b>10,144.00</b>

**TOTAL—Municipal expenditures . . . . .** \$164,744.00

**Required Payments for Local School, County, and Special District Taxes . . . . .** 125,977.99

**TOTAL EXPENDITURES AND REQUIRED PAYMENTS . . . . .** \$290,721.99

Reserve for uncollected taxes . . . . . \$13,315.50

**GRAND TOTAL—Budget . . . . .** \$304,037.49

**RECEIPTS AND REVENUES REALIZED IN 1950 TO MEET EXPENDITURES AND REQUIRED PAYMENTS**

Surplus revenue appropriated . . . . .	\$40,000.00
Miscellaneous revenues realized . . . . .	60,499.31
State aid revenues realized . . . . .	1,679.00
Delinquent taxes including	
liens—1950 collections . . . . .	11,897.23
Current taxes—1950 collections..	230,829.37
Emergency borrowings . . . . .	.....
<b>TOTAL RECEIPTS AND REVENUES REALIZED . . . . .</b>	<b>\$344,904.91</b>

**CAPITAL OUTLAY—1950**

Beaches and boardwalks . . . . .	.....
Buildings and equipment . . . . .	.....
Parks and playgrounds . . . . .	.....
Sewers . . . . .	.....
Streets, roads and bridges . . . . .	.....
Water supply . . . . .	.....
Other . . . . .	.....

<b>Tax rate . . . . .</b>	<b>\$5.92</b>
Local school tax rate . . . . .	2.56
County tax rate . . . . .	0.81
Local purpose tax rate . . . . .	2.55

<b>TAXES</b>	
Local school tax . . . . .	\$95,537.50
County taxes . . . . .	30,440.49
Special district taxes . . . . .	.....

Local purpose levy . . . . .	\$125,977.99
	95,880.50
<b>Total tax levy (tax duplicate) ..</b>	<b>\$221,858.49</b>

**Per Capita Total Tax Levy . . . . .** \$49.58

<b>Current</b>	
1950 taxes levied (total) . . . . .	\$240,915.02
Collected in 1950 . . . . .	230,829.37
Per cent of levy collected in 1950 . . . . .	95.81
Transferred to liens . . . . .	1,503.68
Cancelled, abated or adjusted . . . . .	406.25
Outstanding December 31, 1950 ..	\$8,175.72

<b>All Prior Years Outstanding</b>	
Balance January 1, 1950 . . . . .	\$6,816.51
Collected in 1950 . . . . .	5,614.97
Balance December 31, 1950 . . . . .	\$790.54

<b>Tax Title Liens Outstanding</b>	
Balance January 1, 1950 . . . . .	\$33,691.07
Redeemed by cash . . . . .	6,282.26
Balance December 31, 1950 . . . . .	\$27,616.00

<b>Property Acquired by Deed or Foreclosure</b>	
Balance January 1, 1950 . . . . .	\$13,670.00
Sale for cash . . . . .	14,800.00
Balance December 31, 1950 . . . . .	\$8,525.00

### CAPITAL DEBT, DECEMBER 31, 1950

<b>Gross Debt</b>	
School debt . . . . .	\$111,800.00
Self-liquidating debt. . . . .	.....
Other capital debt . . . . .	172,000.00

**TOTAL GROSS DEBT . . . . .** \$283,800.00

**Per Capita Gross Debt . . . . .** \$63.42

<b>Deductions for</b>	
School debt . . . . .	\$111,800.00
Self-liquidating debt. . . . .	.....
Other capital debt . . . . .	.....

**TOTAL DEDUCTIONS . . . . .** 111,800.00

**NET DEBT . . . . .** \$172,000.00

<b>Average Assessed Valuations</b>	
Real Property 1948-1949-1950..	\$3,162,790.00
Per Cent of Net Debt . . . . .	5.43

### CURRENT FINANCES DECEMBER 31, 1950

Cash . . . . .	\$181,657.67
Taxes receivable . . . . .	8,966.26
Tax title liens . . . . .	27,616.00
Foreclosed property . . . . .	8,525.00
Accounts receivable . . . . .	1,596.23
State road aid receivable . . . . .	.....
Emergencies and deferred charges ..	.....
<b>TOTAL ASSETS . . . . .</b>	<b>\$228,361.16</b>

Cash liabilities . . . . .	\$21,472.02
Reserves . . . . .	46,703.49
Surplus revenue . . . . .	160,185.65

**TOTAL LIABILITIES AND SURPLUS . . . . .** \$228,361.16

# ROCKAWAY BOROUGH—MORRIS COUNTY

Population Census, 1950—3,831      Land Area 1.5 sq. mi.      Net Valuation Taxable \$2,297,703  
 1940—3,514

<b>EXPENDITURES AND RE-REQUIRED PAYMENTS FOR 1950</b>	
<b>General Government</b>	
Administrative and executive . . .	\$10,642.74
Assessment and collection of taxes	2,424.96
Finance Department . . . . .	207.08
<b>Protection to Persons &amp; Property</b>	
Fire . . . . .	8,000.00
Police . . . . .	8,975.00
Other . . . . .	1,480.84
<b>Streets and Roads</b>	
Repairs and maintenance . . . . .	21,368.39
Street lighting . . . . .	5,815.65
<b>Sanitation</b>	
Street cleaning . . . . .	5,001.25
Garbage and ash removal . . . . .	2,224.82
Sewers . . . . .	2,224.82
<b>Health and Charities</b>	
Health service . . . . .	1,631.25
Poor (including relief) . . . . .	1,614.00
Hospitals (aid and maintenance) . .	1,500.00
Other . . . . .	. . . . .
<b>Recreation</b>	
Beaches and boardwalks . . . . .	. . . . .
Parks and playgrounds . . . . .	. . . . .
Other . . . . .	1,995.00
<b>Educational</b>	
(Exclusive of school districts) . .	2,170.00
<b>Unclassified Purposes</b>	
(Including contingent) . . . . .	2,609.75
<b>SUB-TOTAL—Municipal functions..</b>	<b>\$77,660.73</b>

<b>Per Capita—Municipal functions . . . . .</b>	<b>\$20.27</b>
Capital imp'ts and capital imp't fund	\$555.55
<b>Debt Service</b>	
Principal payments . . . . .	\$21,600.00
Interest payments . . . . .	1,873.00
<b>Total . . . . .</b>	<b>\$23,473.00</b>
<b>Per Capita Debt Service . . . . .</b>	<b>\$6.13</b>
<b>Deferred Charges and Statutory Expenditures</b>	
Emergencies . . . . .	\$1,000.00
Other deferred chgs. . . . .	6,680.93
<b>Total . . . . .</b>	<b>7,680.93</b>

<b>TOTAL—Municipal expenditures . . .</b>	<b>\$109,370.21</b>
<b>Required Payments for Local School, County, and Special District Taxes . . . . .</b>	
	<b>136,791.00</b>

<b>TOTAL EXPENDITURES AND REQUIRED PAYMENTS . . . . .</b>	<b>\$246,161.21</b>
Reserve for uncollected taxes . . . . .	\$34,461.10
<b>GRAND TOTAL—Budget . . . . .</b>	<b>\$280,622.31</b>

<b>RECEIPTS AND REVENUES REALIZED IN 1950 TO MEET EXPENDITURES AND RE-REQUIRED PAYMENTS</b>	
Surplus revenue appropriated . . .	\$25,500.00
Miscellaneous revenues realized . .	27,424.20
State aid revenues realized . . . .	6,157.97
<b>Delinquent taxes including</b>	
liens—1950 collections . . . . .	19,537.82
Current taxes—1950 collections..	196,012.25
Emergency borrowings . . . . .	. . . . .
<b>TOTAL RECEIPTS AND REVENUES REALIZED . . . . .</b>	<b>\$274,632.14</b>

<b>CAPITAL OUTLAY—1950</b>	
Beaches and boardwalks . . . . .	. . . . .
Buildings and equipment . . . . .	. . . . .
Parks and playgrounds . . . . .	. . . . .
Sewers . . . . .	. . . . .
Streets, roads and bridges . . . . .	. . . . .
Water supply . . . . .	\$201.34
Other . . . . .	. . . . .

<b>Tax rate . . . . .</b>	<b>\$9.37</b>
Local school tax rate . . . . .	4.99
County tax rate . . . . .	0.97
Local purpose tax rate . . . . .	3.41

<b>TAXES</b>	
Local school tax . . . . .	\$114,581.40
County taxes . . . . .	22,209.60
Special district taxes . . . . .	. . . . .
<b>Local purpose levy . . . . .</b>	<b>\$136,791.00</b>
	78,501.44
<b>Total tax levy (tax duplicate) . .</b>	<b>\$215,292.44</b>

<b>Per Capita Total Tax Levy . . . . .</b>	<b>\$56.20</b>
--------------------------------------------	----------------

<b>Current</b>	
1950 taxes levied (total) . . . . .	\$216,210.21
Collected in 1950 . . . . .	196,012.25
Per cent of levy collected in 1950 . . . . .	90.66
Transferred to liens . . . . .	1,546.77
Cancelled, abated or adjusted . . . .	1,520.29
Outstanding December 31, 1950 . . .	\$17,130.90

<b>All Prior Years Outstanding</b>	
Balance January 1, 1950 . . . . .	\$18,840.87
Collected in 1950 . . . . .	16,498.37
Balance December 31, 1950 . . . . .	\$2,306.50

<b>Tax Title Liens Outstanding</b>	
Balance January 1, 1950 . . . . .	\$16,477.16
Redeemed by cash . . . . .	3,039.45
Balance December 31, 1950 . . . . .	\$14,389.88

<b>Property Acquired by Deed or Foreclosure</b>	
Balance January 1, 1950 . . . . .	\$6,175.00
Sale for cash . . . . .	1,125.00
Balance December 31, 1950 . . . . .	\$5,625.00

<b>CAPITAL DEBT, DECEMBER 31, 1950</b>	
<b>Gross Debt</b>	
School debt . . . . .	\$162,197.00
Self-liquidating debt. . . . .	34,000.00
Other capital debt . . . . .	25,000.00
<b>TOTAL GROSS DEBT . . . . .</b>	<b>\$221,197.00</b>
<b>Per Capita Gross Debt . . . . .</b>	<b>\$57.74</b>

<b>Deductions for</b>	
School debt . . . . .	\$162,197.00
Self-liquidating debt. . . . .	34,000.00
Other capital debt . . . . .	. . . . .
<b>TOTAL DEDUCTIONS . . . . .</b>	<b>196,197.00</b>
<b>NET DEBT . . . . .</b>	<b>\$25,000.00</b>

<b>Average Assessed Valuations</b>	
Real Property 1948-1949-1950..	\$1,954,226.00
Per Cent of Net Debt . . . . .	1.27

<b>CURRENT FINANCES DECEMBER 31, 1950</b>	
Cash . . . . .	\$43,111.05
Taxes receivable . . . . .	19,437.40
Tax title liens . . . . .	14,389.88
Foreclosed property . . . . .	5,625.00
Accounts receivable . . . . .	516.60
State road aid receivable . . . . .	. . . . .
Emergencies and deferred charges . .	. . . . .
<b>TOTAL ASSETS . . . . .</b>	<b>\$83,079.93</b>
Cash liabilities . . . . .	\$5,370.54
Reserves . . . . .	39,968.88
Surplus revenue . . . . .	37,740.51
<b>TOTAL LIABILITIES AND SURPLUS . . . . .</b>	<b>\$83,079.93</b>

# ROCKAWAY TOWNSHIP—MORRIS COUNTY

Population Census, 1950—4,417      Land Area 45.3 sq. mi.      Net Valuation Taxable \$4,140,348  
 1940—2,423

<b>EXPENDITURES AND REQUIRED PAYMENTS FOR 1950</b>	
<b>General Government</b>	
Administrative and executive . . . . .	\$16,025.00
Assessment and collection of taxes . . . . .	5,350.00
Finance Department . . . . .	1,300.00
<b>Protection to Persons &amp; Property</b>	
Fire . . . . .	10,500.00
Police . . . . .	16,900.00
Other . . . . .	.....
<b>Streets and Roads</b>	
Repairs and maintenance . . . . .	59,275.56
Street lighting . . . . .	3,000.00
<b>Sanitation</b>	
Street cleaning . . . . .	.....
Garbage and ash removal . . . . .	.....
Sewers . . . . .	.....
<b>Health and Charities</b>	
Health service . . . . .	2,200.00
Poor (including relief) . . . . .	2,550.00
Hospitals (aid and maintenance) . . . . .	1,850.00
Other . . . . .	.....
<b>Recreation</b>	
Beaches and boardwalks . . . . .	.....
Parks and playgrounds . . . . .	.....
Other . . . . .	.....
<b>Educational</b>	
(Exclusive of school districts) . . . . .	.....
<b>Unclassified Purposes</b>	
(Including contingent) . . . . .	1,000.00
<b>SUB-TOTAL—Municipal functions..</b>	<b>\$119,950.56</b>

<b>Per Capita—Municipal functions . . . . .</b>	<b>\$27.16</b>
Capital imp'ts and capital imp't fund	\$15,630.00
<b>Debt Service</b>	
Principal payments . . . . .	.....
Interest payments .. . . .	\$200.00
<b>Total . . . . .</b>	<b>200.00</b>
<b>Per Capita Debt Service . . . . . \$0.05</b>	
<b>Deferred Charges and Statutory Expenditures</b>	
Emergencies . . . . .	\$6,500.00
Other deferred chgs. . . . .	3,800.00
<b>Total . . . . .</b>	<b>10,300.00</b>

**TOTAL—Municipal expenditures . . . . . \$146,080.56**

**Required Payments for Local School, County, and Special District Taxes . . . . . 158,745.70**

**TOTAL EXPENDITURES AND REQUIRED PAYMENTS . . . . . \$304,826.26**

Reserve for uncollected taxes . . . . . \$46,651.73  
**GRAND TOTAL—Budget . . . . . \$351,477.99**

<b>RECEIPTS AND REVENUES REALIZED IN 1950 TO MEET EXPENDITURES AND REQUIRED PAYMENTS</b>	
Surplus revenue appropriated . . . . .	\$51,500.00
Miscellaneous revenues realized . . . . .	25,731.22
State aid revenues realized . . . . .	8,573.52
<b>Delinquent taxes including</b>	
liens—1950 collections . . . . .	16,521.41
Current taxes—1950 collections..	240,390.45
Emergency borrowings . . . . .	.....
<b>TOTAL RECEIPTS AND REVENUES REALIZED . . . . .</b>	<b>\$342,716.60</b>

<b>CAPITAL OUTLAY—1950</b>	
Beaches and boardwalks . . . . .	.....
Buildings and equipment . . . . .	.....
Parks and playgrounds . . . . .	.....
Sewers . . . . .	.....
Streets, roads and bridges . . . . .	.....
Water supply . . . . .	.....
Other . . . . .	.....

<b>Tax rate . . . . .</b>	<b>\$6.24</b>
Local school tax rate . . . . .	2.84
County tax rate . . . . .	1.00
Local purpose tax rate . . . . .	2.40

<b>TAXES</b>	
Local school tax ...	\$117,456.85
County taxes . . . . .	41,288.85
Special district taxes . . . . .	.....
<b>Local purpose levy . . . . .</b>	<b>\$158,745.70</b>
<b>Total tax levy (tax duplicate) ..</b>	<b>\$258,312.99</b>
<b>Per Capita Total Tax Levy . . . . . \$58.48</b>	

<b>Current</b>	
1950 taxes levied (total) . . . . .	\$261,396.59
Collected in 1950 . . . . .	240,390.45
Per cent of levy collected in 1950 . . . . .	91.96
Transferred to liens . . . . .	876.72
Cancelled, abated or adjusted . . . . .	2,283.88
Outstanding December 31, 1950 ..	\$17,845.54

<b>All Prior Years Outstanding</b>	
Balance January 1, 1950 . . . . .	\$16,768.38
Collected in 1950 . . . . .	15,726.42
Balance December 31, 1950 . . . . .	\$994.00

<b>Tax Title Liens Outstanding</b>	
Balance January 1, 1950 . . . . .	\$7,185.53
Redeemed by cash . . . . .	794.99
Balance December 31, 1950 . . . . .	\$7,267.26

<b>Property Acquired by Deed or Foreclosure</b>	
Balance January 1, 1950 . . . . .	\$7,450.00
Sale for cash . . . . .	.....
Balance December 31, 1950 . . . . .	\$7,450.00

**CAPITAL DEBT, DECEMBER 31, 1950**

<b>Gross Debt</b>	
School debt . . . . .	\$257,868.00
Self-liquidating debt. . . . .	.....
Other capital debt .. . . .	68,700.00

**TOTAL GROSS DEBT . . . . . \$326,568.00**  
**Per Capita Gross Debt . . . . . \$73.93**

<b>Deductions for</b>	
School debt . . . . .	\$257,868.00
Self-liquidating debt. . . . .	.....
Other capital debt .. . . .	.....

**TOTAL DEDUCTIONS . . . . . 257,868.00**  
**NET DEBT . . . . . \$68,700.00**

**Average Assessed Valuations**  
**Real Property 1948-1949-1950..** \$3,254,657.00  
**Per Cent of Net Debt . . . . .** 2.11

**CURRENT FINANCES DECEMBER 31, 1950**

Cash . . . . .	\$79,098.99
Taxes receivable . . . . .	18,839.54
Tax title liens . . . . .	7,267.26
Foreclosed property . . . . .	7,450.00
Accounts receivable . . . . .	674.59
State road aid receivable . . . . .	14,015.00
Emergencies and deferred charges ..	766.23

**TOTAL ASSETS . . . . . \$128,111.61**

Cash liabilities . . . . .	\$31,387.51
Reserves . . . . .	34,231.39
Surplus revenue . . . . .	62,492.71

**TOTAL LIABILITIES AND SURPLUS . . . . . \$128,111.61**

# ROCKLEIGH BOROUGH—BERGEN COUNTY

Population Census, 1950—109  
1940—79

Land Area 1.0 sq. mi.

Net Valuation Taxable \$436,805

## EXPENDITURES AND RE- QUIRED PAYMENTS FOR 1950

<b>General Government</b>	
Administrative and executive .....	\$1,800.00
Assessment and collection of taxes .....	650.00
Finance Department .....	.....
<b>Protection to Persons &amp; Property</b>	
Fire .....	750.00
Police .....	100.00
Other .....	.....
<b>Streets and Roads</b>	
Repairs and maintenance .....	400.00
Street lighting .....	700.00
<b>Sanitation</b>	
Street cleaning .....	.....
Garbage and ash removal .....	.....
Sewers .....	.....
<b>Health and Charities</b>	
Health service .....	100.00
Poor (including relief) .....	100.00
Hospitals (aid and maintenance) .....	.....
Other .....	.....
<b>Recreation</b>	
Beaches and boardwalks .....	.....
Parks and playgrounds .....	.....
Other .....	.....
<b>Educational</b>	
(Exclusive of school districts) ..	.....
<b>Unclassified Purposes</b>	
(Including contingent) .....	.....
<b>SUB-TOTAL—Municipal functions..</b>	<b>\$4,600.00</b>
<b>Per Capita—Municipal functions ....</b>	
Capital imp'ts and capital imp't fund .....	\$42.20
<b>Debt Service</b>	\$270.00
Principal payments ..	.....
Interest payments ..	.....
<b>Total .....</b>	<b>.....</b>
<b>Per Capita Debt Service .....</b>	
<b>Deferred Charges and Statutory Expenditures</b>	
Emergencies .....	.....
Other deferred chgs. ....	\$330.59
<b>Total .....</b>	<b>330.59</b>

**TOTAL—Municipal expenditures ...** \$5,200.59

**Required Payments for Local School, County, and Special District Taxes .....** 7,062.73

**TOTAL EXPENDITURES AND REQUIRED PAYMENTS .....** \$12,263.32

Reserve for uncollected taxes .....

**GRAND TOTAL—Budget .....** \$13,705.23

## RECEIPTS AND REVENUES REALIZED IN 1950 TO MEET EXPENDITURES AND RE- QUIRED PAYMENTS

Surplus revenue appropriated ..	\$1,400.00
Miscellaneous revenues realized.	1,217.08
State aid revenues realized .....	243.00
Delinquent taxes including	.....
Hens—1950 collections .....	806.78
Current taxes—1950 collections..	10,476.50
Emergency borrowings .....	.....
<b>TOTAL RECEIPTS AND REVENUES REALIZED .....</b>	<b>\$14,143.36</b>

### CAPITAL OUTLAY—1950

Beaches and boardwalks .....	.....
Buildings and equipment .....	.....
Parks and playgrounds .....	.....
Sewers .....	.....
Streets, roads and bridges .....	.....
Water supply .....	.....
Other .....	.....

<b>Tax rate .....</b>	<b>\$2.41</b>
Local school tax rate .....	0.80
County tax rate .....	0.82
Local purpose tax rate .....	0.79

### TAXES

Local school tax ...	\$3,500.00	
County taxes .....	3,562.73	
Special district taxes .....	.....	
Local purpose levy .....	.....	\$7,062.73
<b>Total tax levy (tax duplicate) ..</b>	<b>.....</b>	<b>\$10,487.23</b>

**Per Capita Total Tax Levy .....** \$96.21

### Current

1950 taxes levied (total) .....	\$10,589.45
Collected in 1950 .....	10,476.50
Per cent of levy col- lected in 1950 ..	98.93
Transferred to liens .....	14.46
Cancelled, abated or adjusted .....	.....
Outstanding December 31, 1950 ..	\$98.49

### All Prior Years Outstanding

Balance January 1, 1950 .....	\$807.78
Collected in 1950 .....	806.78
Balance December 31, 1950 .....	\$1.00

### Tax Title Liens Outstanding

Balance January 1, 1950 .....	\$273.47
Redeemed by cash .....	.....
Balance December 31, 1950 .....	\$287.93

### Property Acquired by Deed or Foreclosure

Balance January 1, 1950 .....	\$600.00
Sale for cash .....	.....
Balance December 31, 1950 .....	\$600.00

### CAPITAL DEBT, DECEMBER 31, 1950

#### Gross Debt

School debt .....	.....
Self-liquidating debt. ....	.....
Other capital debt ..	.....

**TOTAL GROSS DEBT .....**

**Per Capita Gross Debt .....**

#### Deductions for

School debt .....	.....
Self-liquidating debt. ....	.....
Other capital debt ..	.....

**TOTAL DEDUCTIONS .....**

**NET DEBT .....**

#### Average Assessed Valuations

Real Property 1948-1949-1950..	\$369,678.00
Per Cent of Net Debt .....	.....

### CURRENT FINANCES DECEMBER 31, 1950

Cash .....	\$22,697.99
Taxes receivable .....	99.49
Tax title liens .....	287.93
Foreclosed property .....	600.00
Accounts receivable .....	7.10
State road aid receivable .....	486.00
Emergencies and deferred charges ..	.....
<b>TOTAL ASSETS .....</b>	<b>\$24,178.51</b>

Cash liabilities .....	\$1,656.02
Reserves .....	994.52
Surplus revenue .....	21,527.97

**TOTAL LIABILITIES AND SURPLUS .....** \$24,178.51

## ROCKY HILL BOROUGH—SOMERSET COUNTY

Population Census, 1950—542  
1940—404

Land Area 1.1 sq. mi.

Net Valuation Taxable \$244,035

### EXPENDITURES AND REQUIRED PAYMENTS FOR 1950

<b>General Government</b>	
Administrative and executive .....	\$1,603.00
Assessment and collection of taxes .....	521.48
Finance Department .....	.....
<b>Protection to Persons &amp; Property</b>	
Fire .....	1,425.00
Police .....	292.06
Other .....	.....
<b>Streets and Roads</b>	
Repairs and maintenance .....	1,523.51
Street lighting .....	800.00
<b>Sanitation</b>	
Street cleaning .....	.....
Garbage and ash removal .....	500.00
Sewers .....	.....
<b>Health and Charities</b>	
Health service .....	30.00
Poor (including relief) .....	50.00
Hospitals (aid and maintenance) .....	.....
Other .....	.....
<b>Recreation</b>	
Beaches and boardwalks .....	.....
Parks and playgrounds .....	.....
Other .....	.....
<b>Educational</b>	
(Exclusive of school districts) ..	.....
<b>Unclassified Purposes</b>	
(Including contingent) .....	50.00
<b>SUB-TOTAL—Municipal functions..</b>	<b>\$6,795.00</b>

<b>Per Capita—Municipal functions .....</b>	<b>\$12.54</b>
Capital imp'ts and capital imp't fund .....	\$100.00
<b>Debt Service</b>	
Principal payments ..	\$791.87
Interest payments ..	65.00
<b>Total .....</b>	<b>856.87</b>
<b>Per Capita Debt Service .....</b>	<b>\$1.58</b>
<b>Deferred Charges and Statutory Expenditures</b>	
Emergencies .....	.....
Other deferred chgs. ....	.....
<b>Total .....</b>	<b>.....</b>

**TOTAL—Municipal expenditures ...** **\$7,751.87**

**Required Payments for Local School, County, and Special District Taxes .....** **13,227.12**

**TOTAL EXPENDITURES AND REQUIRED PAYMENTS .....** **\$20,978.99**

Reserve for uncollected taxes .....

**GRAND TOTAL—Budget .....** **\$22,078.99**

### RECEIPTS AND REVENUES REALIZED IN 1950 TO MEET EXPENDITURES AND REQUIRED PAYMENTS

Surplus revenue appropriated ..	\$1,600.00
Miscellaneous revenues realized ..	2,835.87
State aid revenues realized .....	1,630.00
Delinquent taxes including liens—1950 collections .....	322.94
Current taxes—1950 collections..	14,101.78
Emergency borrowings .....	.....
<b>TOTAL RECEIPTS AND REVENUES REALIZED .....</b>	<b>\$20,490.59</b>

### CAPITAL OUTLAY—1950

Beaches and boardwalks .....	.....
Buildings and equipment .....	.....
Parks and playgrounds .....	.....
Sewers .....	.....
Streets, roads and bridges .....	.....
Water supply .....	.....
Other .....	.....

<b>Tax rate .....</b>	<b>\$6.35</b>
Local school tax rate .....	4.49
County tax rate .....	0.93
Local purpose tax rate .....	0.93

### TAXES

Local school tax ...	\$10,955.98
County taxes .....	2,271.14
Special district taxes .....	.....
<b>Local purpose levy .....</b>	<b>\$13,227.12</b>
	2,243.87
<b>Total tax levy (tax duplicate) ..</b>	<b>\$15,470.99</b>
<b>Per Capita Total Tax Levy .....</b>	<b>\$28.54</b>

<b>Current</b>	
1950 taxes levied (total) .....	\$15,575.59
Collected in 1950 .....	14,101.78
Per cent of levy collected in 1950 ..	90.53
Transferred to liens .....	57.15
Cancelled, abated or adjusted .....	167.97
Outstanding December 31, 1950 ..	\$1,248.69

<b>All Prior Years Outstanding</b>	
Balance January 1, 1950 .....	\$491.74
Collected in 1950 .....	322.94
Balance December 31, 1950 .....	\$168.80

<b>Tax Title Liens Outstanding</b>	
Balance January 1, 1950 .....	\$1,543.49
Redeemed by cash .....	.....
Balance December 31, 1950 .....	\$1,600.64

<b>Property Acquired by Deed or Foreclosure</b>	
Balance January 1, 1950 .....	.....
Sale for cash .....	.....
Balance December 31, 1950 .....	.....

### CAPITAL DEBT, DECEMBER 31, 1950

<b>Gross Debt</b>	
School debt .....	\$9,000.00
Self-liquidating debt ..	23,000.00
Other capital debt ..	790.00
<b>TOTAL GROSS DEBT .....</b>	<b>\$32,790.00</b>
<b>Per Capita Gross Debt .....</b>	<b>\$60.50</b>

<b>Deductions for</b>	
School debt .....	\$9,000.00
Self-liquidating debt ..	23,000.00
Other capital debt ..	.....
<b>TOTAL DEDUCTIONS .....</b>	<b>32,000.00</b>
<b>NET DEBT .....</b>	<b>\$790.00</b>

<b>Average Assessed Valuations</b>	
Real Property 1948-1949-1950..	\$229,717.00
Per Cent of Net Debt .....	0.34

### CURRENT FINANCES DECEMBER 31, 1950

Cash .....	\$3,787.10
Taxes receivable .....	1,417.49
Tax title liens .....	1,600.64
Foreclosed property .....	.....
Accounts receivable .....	24.36
State road aid receivable .....	.....
Emergencies and deferred charges ..	49.21
<b>TOTAL ASSETS .....</b>	<b>\$6,878.80</b>
Cash liabilities .....	\$650.30
Reserves .....	3,042.49
Surplus revenue .....	3,186.01
<b>TOTAL LIABILITIES AND SURPLUS .....</b>	<b>\$6,878.80</b>

## ROOSEVELT BOROUGH—MONMOUTH COUNTY

Population Census, 1950—718                      Land Area 1.94 sq. mi.                      Net Valuation Taxable \$453,020  
 1940—698

<b>EXPENDITURES AND RE-</b>	
<b>QUIRED PAYMENTS FOR 1950</b>	
<b>General Government</b>	
Administrative and executive ....	\$3,906.51
Assessment and collection of taxes ..	1,168.33
Finance Department .....	
<b>Protection to Persons &amp; Property</b>	
Fire .....	1,256.46
Police .....	468.54
Other .....	
<b>Streets and Roads</b>	
Repairs and maintenance .....	2,697.05
Street lighting .....	594.99
<b>Sanitation</b>	
Street cleaning .....	
Garbage and ash removal .....	2,942.67
Sewers .....	
<b>Health and Charities</b>	
Health service .....	30.45
Poor (including relief) .....	
Hospitals (aid and maintenance) ..	
Other .....	
<b>Recreation</b>	
Beaches and boardwalks .....	
Parks and playgrounds .....	
Other .....	
<b>Educational</b>	
(Exclusive of school districts) ..	
<b>Unclassified Purposes</b>	
(Including contingent) .....	50.00
<b>SUB-TOTAL—Municipal functions..</b>	<b>\$13,115.00</b>
<b>Per Capita—Municipal functions ...</b>	<b>\$18.27</b>
Capital imp'ts and capital imp't fund	\$3,000.00
<b>Debt Service</b>	
Principal payments ..	
Interest payments ..	\$25.00
<b>Total .....</b>	<b>25.00</b>
<b>Per Capita Debt Service .....</b>	<b>\$0.03</b>
<b>Deferred Charges and Statutory Expenditures</b>	
Emergencies .....	
Other deferred chgs. ....	
<b>Total .....</b>	
<b>TOTAL—Municipal expenditures ...</b>	<b>\$16,140.00</b>
<b>Required Payments for Local School, County, and Special District Taxes .....</b>	
	<b>30,536.17</b>
<b>TOTAL EXPENDITURES AND REQUIRED PAYMENTS .....</b>	<b>\$46,676.17</b>
Reserve for uncollected taxes .....	\$5,800.00
<b>GRAND TOTAL—Budget .....</b>	<b>\$52,476.17</b>
<b>RECEIPTS AND REVENUES REALIZED IN 1950 TO MEET EXPENDITURES AND REQUIRED PAYMENTS</b>	
Surplus revenue appropriated ..	\$10,000.00
Miscellaneous revenues realized ..	4,447.13
State aid revenues realized .....	328.00
<b>Delinquent taxes including</b>	
liens—1950 collections .....	485.76
Current taxes—1950 collections..	38,779.44
Emergency borrowings .....	
<b>TOTAL RECEIPTS AND REVENUES REALIZED .....</b>	<b>\$54,040.33</b>

<b>CAPITAL OUTLAY—1950</b>	
Beaches and boardwalks .....	
Buildings and equipment .....	
Parks and playgrounds .....	
Sewers .....	
Streets, roads and bridges .....	
Water supply .....	
Other .....	

<b>Tax rate .....</b>	<b>\$8.43</b>
Local school tax rate .....	5.26
County tax rate .....	1.48
Local purpose tax rate ....	1.69

<b>TAXES</b>	
Local school tax ...	\$23,846.04
County taxes .....	6,690.13
Special district taxes .....	
<b>Local purpose levy .....</b>	<b>\$30,536.17</b>
<b>Total tax levy (tax duplicate) ..</b>	<b>\$38,168.17</b>
<b>Per Capita Total Tax Levy .....</b>	
	<b>\$53.16</b>
<b>Current</b>	
1950 taxes levied (total) .....	\$41,148.64
Collected in 1950 .....	38,779.44
Per cent of levy collected in 1950 ...	94.24
Transferred to liens .....	
Cancelled, abated or adjusted ..	1,859.11
Outstanding December 31, 1950 ..	\$510.09
<b>All Prior Years Outstanding</b>	
Balance January 1, 1950 .....	\$763.54
Collected in 1950 .....	485.76
Balance December 31, 1950 .....	\$72.77
<b>Tax Title Liens Outstanding</b>	
Balance January 1, 1950 .....	
Redeemed by cash .....	
Balance December 31, 1950 .....	
<b>Property Acquired by Deed or Foreclosure</b>	
Balance January 1, 1950 .....	
Sale for cash .....	
Balance December 31, 1950 .....	

<b>CAPITAL DEBT, DECEMBER 31, 1950</b>	
<b>Gross Debt</b>	
School debt .....	
Self-liquidating debt. ....	
Other capital debt ..	
<b>TOTAL GROSS DEBT .....</b>	
<b>Per Capita Gross Debt .....</b>	
<b>Deductions for</b>	
School debt .....	
Self-liquidating debt. ....	
Other capital debt ..	
<b>TOTAL DEDUCTIONS .....</b>	
<b>NET DEBT .....</b>	
<b>Average Assessed Valuations</b>	
Real Property 1948-1949-1950..	\$422,174.00
Per Cent of Net Debt .....	

<b>CURRENT FINANCES DECEMBER 31, 1950</b>	
Cash .....	\$22,936.42
Taxes receivable .....	582.86
Tax title liens .....	
Foreclosed property .....	
Accounts receivable .....	29.50
State road aid receivable .....	
Emergencies and deferred charges ..	
<b>TOTAL ASSETS .....</b>	<b>\$23,548.78</b>
Cash liabilities .....	\$831.15
Reserves .....	612.36
Surplus revenue .....	22,105.27
<b>TOTAL LIABILITIES AND SURPLUS .....</b>	<b>\$23,548.78</b>

ROSELAND BOROUGH—ESSEX COUNTY

Population Census, 1950—2,015  
1940—1,556

Land Area 3.5 sq. mi.

Net Valuation Taxable \$2,962,771

**EXPENDITURES AND REQUIRED PAYMENTS FOR 1950**

<b>General Government</b>	
Administrative and executive .....	\$9,630.00
Assessment and collection of taxes .....	4,900.00
Finance Department .....	70.00
<b>Protection to Persons &amp; Property</b>	
Fire .....	8,117.50
Police .....	21,305.00
Other .....	.....
<b>Streets and Roads</b>	
Repairs and maintenance .....	3,817.50
Street lighting .....	4,100.00
<b>Sanitation</b>	
Street cleaning .....	.....
Garbage and ash removal .....	5,950.00
Sewers .....	.....
<b>Health and Charities</b>	
Health service .....	1,900.00
Poor (including relief) .....	1,255.00
Hospitals (aid and maintenance) .....	.....
Other .....	325.00
<b>Recreation</b>	
Beaches and boardwalks .....	.....
Parks and playgrounds .....	.....
Other .....	1,600.00
<b>Educational</b>	
(Exclusive of school districts) ..	.....
<b>Unclassified Purposes</b>	
(Including contingent) .....	2,110.40
<b>SUB-TOTAL—Municipal functions..</b>	<b>\$65,080.40</b>

<b>Per Capita—Municipal functions .....</b>	
Capital imp'ts and capital imp't fund .....	\$32.30
<b>Debt Service</b>	
Principal payments ..	\$5,000.00
Interest payments ..	470.50
<b>Total .....</b>	<b>\$5,470.50</b>
<b>Per Capita Debt Service .....</b>	
.....	<b>\$2.71</b>
<b>Deferred Charges and Statutory Expenditures</b>	
Emergencies .....	.....
Other deferred chgs. ..	\$15,686.77
<b>Total .....</b>	<b>15,686.77</b>

<b>TOTAL—Municipal expenditures ..</b>	<b>\$86,237.67</b>
----------------------------------------	--------------------

<b>Required Payments for Local School, County, and Special District Taxes .....</b>	<b>120,821.32</b>
-------------------------------------------------------------------------------------	-------------------

<b>TOTAL EXPENDITURES AND REQUIRED PAYMENTS .....</b>	<b>\$207,058.99</b>
Reserve for uncollected taxes .....	\$10,925.73

<b>GRAND TOTAL—Budget .....</b>	<b>\$217,984.72</b>
---------------------------------	---------------------

**RECEIPTS AND REVENUES REALIZED IN 1950 TO MEET EXPENDITURES AND REQUIRED PAYMENTS**

Surplus revenue appropriated ..	\$20,000.00
Miscellaneous revenues realized ..	68,790.37
State aid revenues realized .....	1,895.61
<b>Delinquent taxes including</b>	
liens—1950 collections .....	3,683.24
current taxes—1950 collections ..	116,143.34
Emergency borrowings .....	.....
<b>TOTAL RECEIPTS AND REVENUES REALIZED .....</b>	<b>\$210,512.56</b>

**CAPITAL OUTLAY—1950**

Beaches and boardwalks .....	.....
Buildings and equipment .....	\$1,602.69
Parks and playgrounds .....	.....
Sewers .....	.....
Streets, roads and bridges .....	.....
Water supply .....	.....
Other .....	.....

<b>Tax rate .....</b>	<b>\$4.08</b>
Local school tax rate .....	3.16
County tax rate .....	0.92
Local purpose tax rate .....	.....

**TAXES**

Local school tax ...	\$93,397.00	
County taxes .....	27,424.32	
Special district taxes .....	.....	
<b>Local purpose levy .....</b>	<b>.....</b>	<b>\$120,821.32</b>
<b>Total tax levy (tax duplicate) ..</b>	<b>.....</b>	<b>\$120,821.32</b>

<b>Per Capita Total Tax Levy .....</b>	<b>\$59.96</b>
----------------------------------------	----------------

<b>Current</b>	
1950 taxes levied (total) .....	\$121,782.74
Collected in 1950 .....	116,143.34
Per cent of levy collected in 1950 ..	95.36
Transferred to liens .....	628.40
Cancelled, abated or adjusted ..	116.28
Outstanding December 31, 1950 ..	\$4,894.72

<b>All Prior Years Outstanding</b>	
Balance January 1, 1950 .....	\$4,205.12
Collected in 1950 .....	3,406.30
Balance December 31, 1950 .....	\$381.75

<b>Tax Title Liens Outstanding</b>	
Balance January 1, 1950 .....	\$5,438.60
Redeemed by cash .....	276.94
Balance December 31, 1950 .....	\$5,457.52

<b>Property Acquired by Deed or Foreclosure</b>	
Balance January 1, 1950 .....	.....
Sale for cash .....	.....
Balance December 31, 1950 .....	.....

**CAPITAL DEBT, DECEMBER 31, 1950**

<b>Gross Debt</b>	
School debt .....	\$141,000.00
Self-liquidating debt ..	8,000.00
Other capital debt ..	32,500.00

<b>TOTAL GROSS DEBT .....</b>	<b>\$181,500.00</b>
<b>Per Capita Gross Debt .....</b>	<b>\$90.07</b>

<b>Deductions for</b>	
School debt .....	\$141,000.00
Self-liquidating debt ..	8,000.00
Other capital debt ..	.....

<b>TOTAL DEDUCTIONS .....</b>	<b>149,000.00</b>
<b>NET DEBT .....</b>	<b>\$32,500.00</b>

<b>Average Assessed Valuations</b>	
Real Property 1948-1949-1950 ..	\$2,734,404.00
Per Cent of Net Debt .....	1.18

**CURRENT FINANCES DECEMBER 31, 1950**

Cash .....	\$56,460.19
Taxes receivable .....	5,276.47
Tax title liens .....	5,457.52
Foreclosed property .....	.....
Accounts receivable .....	6.00
State road aid receivable .....	.....
Emergencies and deferred charges ..	2,360.40
<b>TOTAL ASSETS .....</b>	<b>\$69,560.58</b>

Cash liabilities .....	\$3,917.45
Reserves .....	10,739.99
Surplus revenue .....	54,903.14

<b>TOTAL LIABILITIES AND SURPLUS .....</b>	<b>\$69,560.58</b>
--------------------------------------------	--------------------

## ROSELLE BOROUGH—UNION COUNTY

Population Census, 1950—17,646      Land Area 2.7 sq. mi.      Net Valuation Taxable \$19,027,225  
 1940—13,597

<b>EXPENDITURES AND RE-</b>	
<b>QUIRED PAYMENTS FOR 1950</b>	
<b>General Government</b>	
Administrative and executive . . . . .	\$65,750.70
Assessment and collection of taxes	17,500.00
Finance Department . . . . .	.....
<b>Protection to Persons &amp; Property</b>	
Fire . . . . .	69,700.00
Police . . . . .	98,000.00
Other . . . . .	5,000.00
<b>Streets and Roads</b>	
Repairs and maintenance . . . . .	73,800.00
Street lighting . . . . .	18,000.00
<b>Sanitation</b>	
Street cleaning . . . . .	.....
Garbage and ash removal . . . . .	52,290.52
Sewers . . . . .	11,355.78
<b>Health and Charities</b>	
Health service . . . . .	12,800.00
Poor (including relief) . . . . .	4,350.00
Hospitals (aid and maintenance) . . . . .	.....
Other . . . . .	.....
<b>Recreation</b>	
Beaches and boardwalks . . . . .	.....
Parks and playgrounds . . . . .	.....
Other . . . . .	3,500.00
<b>Educational</b>	
(Exclusive of school districts) . . . . .	17,000.00
<b>Unclassified Purposes</b>	
(Including contingent) . . . . .	17,781.00
<b>SUB-TOTAL—Municipal functions..</b>	<b>\$466,828.00</b>

<b>Per Capita—Municipal functions . . . . .</b>	<b>\$26.46</b>
Capital imp'ts and capital imp't fund	\$28,500.00
<b>Debt Service</b>	
Principal payments . . . . .	\$96,000.00
Interest payments .. . . .	16,196.50
Total . . . . .	112,196.50
<b>Per Capita Debt Service . . . . .</b>	<b>\$6.36</b>
<b>Deferred Charges and Statutory Expenditures</b>	
Emergencies . . . . .	\$10,500.00
Other deferred chgs. . . . .	23,683.00
Total . . . . .	34,183.00
<b>TOTAL—Municipal expenditures . . . . .</b>	<b>\$641,707.50</b>

<b>Required Payments for Local School, County, and Special District Taxes . . . . .</b>	<b>602,700.36</b>
-----------------------------------------------------------------------------------------	-------------------

<b>TOTAL EXPENDITURES AND REQUIRED PAYMENTS . . . . .</b>	<b>\$1,244,407.86</b>
Reserve for uncollected taxes . . . . .	\$94,266.61
<b>GRAND TOTAL—Budget . . . . .</b>	<b>\$1,338,674.47</b>

<b>RECEIPTS AND REVENUES REALIZED IN 1950 TO MEET EXPENDITURES AND REQUIRED PAYMENTS</b>	
Surplus revenue appropriated .. . . .	\$113,795.72
Miscellaneous revenues realized. . . . .	210,278.98
State aid revenues realized . . . . .	18,815.67
Delinquent taxes including	.....
liens—1950 collections . . . . .	54,352.73
Current taxes—1950 collections.. . . .	1,012,462.35
Emergency borrowings . . . . .	.....
<b>TOTAL RECEIPTS AND REVENUES REALIZED . . . . .</b>	<b>\$1,409,705.45</b>

<b>CAPITAL OUTLAY—1950</b>	
Beaches and boardwalks . . . . .	.....
Buildings and equipment . . . . .	.....
Parks and playgrounds . . . . .	.....
Sewers . . . . .	.....
Streets, roads and bridges . . . . .	\$3,834.76
Water supply . . . . .	.....
Other . . . . .	.....

Tax rate . . . . .	\$5.49
Local school tax rate . . . . .	2.38
County tax rate . . . . .	0.79
Local purpose tax rate . . . . .	2.32

<b>TAXES</b>	
Local school tax . . . . .	\$452,901.44
County taxes . . . . .	149,798.92
Special district taxes . . . . .	.....
Local purpose levy . . . . .	\$602,700.36
.....	442,499.56
<b>Total tax levy (tax duplicate) ..</b>	<b>\$1,045,199.92</b>

<b>Per Capita Total Tax Levy . . . . .</b>	<b>\$59.23</b>
<b>Current</b>	
1950 taxes levied (total) . . . . .	\$1,076,245.40
Collected in 1950 . . . . .	1,012,462.35
Per cent of levy collected in 1950 . . . . .	94.07
Transferred to liens . . . . .	26,678.60
Cancelled, abated or adjusted . . . . .	4,492.76
Outstanding December 31, 1950 .. . . .	\$32,611.69

<b>All Prior Years Outstanding</b>	
Balance January 1, 1950 . . . . .	\$71,302.90
Collected in 1950 . . . . .	44,719.81
Balance December 31, 1950 . . . . .	\$24,859.27

<b>Tax Title Liens Outstanding</b>	
Balance January 1, 1950 . . . . .	\$427,885.02
Redeemed by cash . . . . .	9,632.92
Balance December 31, 1950 . . . . .	\$399,692.63

<b>Property Acquired by Deed or Foreclosure</b>	
Balance January 1, 1950 . . . . .	\$304,106.59
Sale for cash . . . . .	72,351.21
Balance December 31, 1950 . . . . .	\$287,545.00

<b>CAPITAL DEBT, DECEMBER 31, 1950</b>	
<b>Gross Debt</b>	
School debt . . . . .	\$380,000.00
Self-liquidating debt. . . . .	44,719.81
Other capital debt .. . . .	403,800.00
<b>TOTAL GROSS DEBT . . . . .</b>	<b>\$783,800.00</b>
<b>Per Capita Gross Debt . . . . .</b>	<b>\$44.42</b>

<b>Deductions for</b>	
School debt . . . . .	\$380,000.00
Self-liquidating debt. . . . .	2,227.55
Other capital debt .. . . .	3,800.00
<b>TOTAL DEDUCTIONS . . . . .</b>	<b>380,000.00</b>
<b>NET DEBT . . . . .</b>	<b>\$403,800.00</b>

<b>Average Assessed Valuations</b>	
Real Property 1948-1949-1950.. . . .	\$16,950,732.00
Per Cent of Net Debt . . . . .	2.38

<b>CURRENT FINANCES DECEMBER 31, 1950</b>	
Cash . . . . .	\$227,044.28
Taxes receivable . . . . .	57,470.96
Tax title liens . . . . .	399,692.63
Foreclosed property . . . . .	287,545.00
Accounts receivable . . . . .	2,227.55
State road aid receivable . . . . .	18,474.35
Emergencies and deferred charges .. . . .	3,800.00
<b>TOTAL ASSETS . . . . .</b>	<b>\$996,254.77</b>
Cash liabilities . . . . .	\$82,353.03
Reserves . . . . .	746,936.14
Surplus revenue . . . . .	166,965.60
<b>TOTAL LIABILITIES AND SURPLUS . . . . .</b>	<b>\$996,254.77</b>

## ROSELLE PARK BOROUGH—UNION COUNTY

Population Census, 1950—11,521      Land Area 1.3 sq. mi.      Net Valuation Taxable \$13,569,684  
 1940—9,661

<b>EXPENDITURES AND REQUIRED PAYMENTS FOR 1950</b>	
<b>General Government</b>	
Administrative and executive . . . . .	\$29,600.00
Assessment and collection of taxes	20,100.00
Finance Department . . . . .	.....
<b>Protection to Persons &amp; Property</b>	
Fire . . . . .	24,950.00
Police . . . . .	70,125.00
Other . . . . .	.....
<b>Streets and Roads</b>	
Repairs and maintenance . . . . .	38,000.00
Street lighting . . . . .	13,450.00
<b>Sanitation</b>	
Street cleaning . . . . .	.....
Garbage and ash removal . . . . .	35,700.00
Sewers . . . . .	15,300.00
<b>Health and Charities</b>	
Health service . . . . .	7,600.00
Poor (including relief) . . . . .	5,650.00
Hospitals (aid and maintenance) . . . . .	.....
Other . . . . .	.....
<b>Recreation</b>	
Beaches and boardwalks . . . . .	.....
Parks and playgrounds . . . . .	.....
Other . . . . .	.....
<b>Educational</b>	
(Exclusive of school districts) ..	6,500.00
<b>Unclassified Purposes</b>	
(Including contingent) . . . . .	19,047.00
<b>SUB-TOTAL—Municipal functions..</b>	<b>\$286,022.00</b>

<b>Per Capita—Municipal functions . . . . .</b>	<b>\$24.83</b>
Capital imp'ts and capital imp't fund	\$28,000.00
<b>Debt Service</b>	
Principal payments . . . . .	\$64,069.50
Interest payments ..	13,492.50
<b>Total . . . . .</b>	<b>77,562.00</b>
<b>Per Capita Debt Service . . . . .</b>	
<b>\$6.73</b>	
<b>Deferred Charges and Statutory Expenditures</b>	
Emergencies . . . . .	.....
Other deferred chgs. . . . .	\$10,468.50
<b>Total . . . . .</b>	<b>10,468.50</b>

**TOTAL—Municipal expenditures . . . . .** \$402,052.50

**Required Payments for Local School, County, and Special District Taxes . . . . .** 459,382.95

**TOTAL EXPENDITURES AND REQUIRED PAYMENTS . . . . .** \$861,435.45

Reserve for uncollected taxes . . . . . \$73,234.86

**GRAND TOTAL—Budget . . . . .** \$934,670.31

<b>RECEIPTS AND REVENUES REALIZED IN 1950 TO MEET EXPENDITURES AND REQUIRED PAYMENTS</b>	
Surplus revenue appropriated ..	\$100,000.00
Miscellaneous revenues realized.	108,384.02
State aid revenues realized . . . . .	7,168.00
<b>Delinquent taxes including</b>	
liens—1950 collections . . . . .	21,905.94
current taxes—1950 collections..	701,914.06
Emergency borrowings . . . . .	.....
<b>TOTAL RECEIPTS AND REVENUES REALIZED . . . . .</b>	<b>\$939,372.02</b>

<b>CAPITAL OUTLAY—1950</b>	
Beaches and boardwalks . . . . .	.....
Buildings and equipment . . . . .	.....
Parks and playgrounds . . . . .	.....
Sewers . . . . .	.....
Streets, roads and bridges . . . . .	\$4,443.43
Water supply . . . . .	.....
Other . . . . .	2,452.90

<b>Tax rate . . . . .</b>	<b>\$5.37</b>
Local school tax rate . . . . .	2.60
County tax rate . . . . .	0.79
Local purpose tax rate . . . . .	1.98

<b>TAXES</b>	
Local school tax . . . . .	\$352,379.25
County taxes . . . . .	107,003.70
Special district taxes . . . . .	.....
<b>Local purpose levy . . . . .</b>	<b>\$459,382.95</b>
<b>Total tax levy (tax duplicate) ..</b>	<b>\$730,752.31</b>
<b>Per Capita Total Tax Levy . . . . .</b>	
<b>\$63.43</b>	

<b>Current</b>	
1950 taxes levied (total) . . . . .	\$737,971.95
Collected in 1950 . . . . .	701,914.06
Per cent of levy collected in 1950 . . . . .	95.11
Transferred to liens . . . . .	4,644.92
Cancelled, abated or adjusted . . . . .	3,236.13
Outstanding December 31, 1950 ..	\$28,176.84

<b>All Prior Years Outstanding</b>	
Balance January 1, 1950 . . . . .	\$27,604.75
Collected in 1950 . . . . .	21,332.48
Balance December 31, 1950 . . . . .	\$5,671.42

<b>Tax Title Liens Outstanding</b>	
Balance January 1, 1950 . . . . .	\$146,430.63
Redeemed by cash . . . . .	573.46
Balance December 31, 1950 . . . . .	\$145,389.46

<b>Property Acquired by Deed or Foreclosure</b>	
Balance January 1, 1950 . . . . .	\$61,550.00
Sale for cash . . . . .	14,075.00
Balance December 31, 1950 . . . . .	\$57,400.00

<b>CAPITAL DEBT, DECEMBER 31, 1950</b>	
<b>Gross Debt</b>	
School debt . . . . .	\$319,500.00
Self-liquidating debt. . . . .	.....
Other capital debt ..	355,375.00
<b>TOTAL GROSS DEBT . . . . .</b>	<b>\$674,875.00</b>

<b>Per Capita Gross Debt . . . . .</b>	<b>\$58.58</b>
----------------------------------------	----------------

<b>Deductions for</b>	
School debt . . . . .	\$319,500.00
Self-liquidating debt. . . . .	.....
Other capital debt ..	.....
<b>TOTAL DEDUCTIONS . . . . .</b>	<b>319,500.00</b>

**NET DEBT . . . . .** \$355,375.00

<b>Average Assessed Valuations</b>	
Real Property 1948-1949-1950..	\$12,043,212.00
Per Cent of Net Debt . . . . .	2.95

<b>CURRENT FINANCES DECEMBER 31, 1950</b>	
Cash . . . . .	\$242,501.61
Taxes receivable . . . . .	33,848.26
Tax title liens . . . . .	145,398.46
Foreclosed property . . . . .	57,400.00
Accounts receivable . . . . .	1,773.45
State road aid receivable . . . . .	4,330.00
Emergencies and deferred charges ..	7,500.00
<b>TOTAL ASSETS . . . . .</b>	<b>\$492,742.78</b>

Cash liabilities . . . . .	\$59,349.51
Reserves . . . . .	238,411.17
Surplus revenue . . . . .	194,982.10

**TOTAL LIABILITIES AND SURPLUS . . . . .** \$492,742.78

**ROXBURY TOWNSHIP—MORRIS COUNTY**

Population Census, 1950—5,708      Land Area 21.0 sq. mi.      Net Valuation Taxable \$4,709,462  
 1940—4,455

<b>EXPENDITURES AND REQUIRED PAYMENTS FOR 1950</b>	
<b>General Government</b>	
Administrative and executive .....	\$21,800.00
Assessment and collection of taxes .....	4,850.00
Finance Department .....	1,325.00
<b>Protection to Persons &amp; Property</b>	
Fire .....	7,030.00
Police .....	16,375.00
Other .....	.....
<b>Streets and Roads</b>	
Repairs and maintenance .....	32,400.00
Street lighting .....	6,000.00
<b>Sanitation</b>	
Street cleaning .....	.....
Garbage and ash removal .....	4,666.67
Sewers .....	.....
<b>Health and Charities</b>	
Health service .....	2,225.00
Poor (including relief) .....	2,225.00
Hospitals (aid and maintenance) .....	1,800.00
Other .....	.....
<b>Recreation</b>	
Beaches and boardwalks .....	.....
Parks and playgrounds .....	500.00
Other .....	.....
<b>Educational</b>	
(Exclusive of school districts) ..	.....
<b>Unclassified Purposes</b>	
(Including contingent) .....	550.00
<b>SUB-TOTAL—Municipal functions..</b>	<b>\$101,746.67</b>
<b>Per Capita—Municipal functions .....</b>	
Capital imp'ts and capital imp't fund .....	\$17.83
<b>Debt Service</b>	<b>\$17,000.00</b>
Principal payments ..	.....
Interest payments ..	\$583.34
<b>Total .....</b>	<b>583.34</b>
<b>Per Capita Debt Service .....</b>	
<b>Deferred Charges and Statutory Expenditures</b>	<b>\$0.10</b>
Emergencies .....	.....
Other deferred chgs. ....	\$395.07
<b>Total .....</b>	<b>395.07</b>
<b>TOTAL—Municipal expenditures ...</b>	<b>\$119,725.08</b>
<b>Required Payments for Local School, County, and Special District Taxes .....</b>	
<b>TOTAL EXPENDITURES AND REQUIRED PAYMENTS .....</b>	<b>\$330,248.25</b>
Reserve for uncollected taxes .....	\$31,720.76
<b>GRAND TOTAL—Budget .....</b>	<b>\$361,969.01</b>
<b>RECEIPTS AND REVENUES REALIZED IN 1950 TO MEET EXPENDITURES AND REQUIRED PAYMENTS</b>	
Surplus revenue appropriated ..	\$25,000.00
Miscellaneous revenues realized ..	44,089.75
State aid revenues realized .....	6,937.01
Delinquent taxes including liens—1950 collections .....	25,550.87
Current taxes—1950 collections..	252,070.62
Emergency borrowings .....	.....
<b>TOTAL RECEIPTS AND REVENUES REALIZED .....</b>	<b>\$353,648.25</b>
<b>CAPITAL OUTLAY—1950</b>	
Beaches and boardwalks .....	.....
Buildings and equipment .....	\$36,232.21
Parks and playgrounds .....	.....
Sewers .....	.....
Streets, roads and bridges .....	.....
Water supply .....	.....
Other .....	.....

<b>Tax rate .....</b>	<b>\$5.88</b>
Local school tax rate .....	3.46
County tax rate .....	1.00
Local purpose tax rate ....	1.42
<b>TAXES</b>	
Local school tax ...	\$163,109.32
County taxes .....	47,413.85
Special district taxes .....	.....
<b>Local purpose levy .....</b>	<b>\$210,523.17</b>
<b>Total tax levy (tax duplicate) ..</b>	<b>\$276,913.79</b>
<b>Per Capita Total Tax Levy .....</b>	<b>\$48.51</b>
<b>Current</b>	
1950 taxes levied (total) .....	\$281,762.22
Collected in 1950 .....	252,070.62
Per cent of levy collected in 1950 ...	89.46
Transferred to liens .....	760.02
Cancelled, abated or adjusted ...	262.20
Outstanding December 31, 1950 ..	\$28,669.38
<b>All Prior Years Outstanding</b>	
Balance January 1, 1950 .....	\$32,742.74
Collected in 1950 .....	24,717.96
Balance December 31, 1950 .....	\$6,680.01
<b>Tax Title Liens Outstanding</b>	
Balance January 1, 1950 .....	\$9,061.23
Redeemed by cash .....	832.91
Balance December 31, 1950 .....	\$9,286.99
<b>Property Acquired by Deed or Foreclosure</b>	
Balance January 1, 1950 .....	\$2,140.00
Sale for cash .....	1,020.00
Balance December 31, 1950 .....	\$1,640.00
<b>CAPITAL DEBT, DECEMBER 31, 1950</b>	
<b>Gross Debt</b>	
School debt .....	\$103,000.00
Self-liquidating debt. ....	.....
Other capital debt ..	80,000.00
<b>TOTAL GROSS DEBT .....</b>	<b>\$183,000.00</b>
<b>Per Capita Gross Debt .....</b>	<b>\$32.06</b>
<b>Deductions for</b>	
School debt .....	\$103,000.00
Self-liquidating debt. ....	.....
Other capital debt ..	.....
<b>TOTAL DEDUCTIONS .....</b>	<b>103,000.00</b>
<b>NET DEBT .....</b>	<b>\$80,000.00</b>
<b>Average Assessed Valuations</b>	
Real Property 1948-1949-1950..	\$3,463,717.00
Per Cent of Net Debt .....	2.30
<b>CURRENT FINANCES DECEMBER 31, 1950</b>	
Cash .....	\$103,543.88
Taxes receivable .....	35,349.39
Tax title liens .....	9,286.99
Foreclosed property .....	1,640.00
Accounts receivable .....	2,870.37
State road aid receivable .....	7,000.00
Emergencies and deferred charges ..	25.70
<b>TOTAL ASSETS .....</b>	<b>\$159,716.33</b>
Cash liabilities .....	\$21,425.35
Reserves .....	49,146.75
Surplus revenue .....	89,144.23
<b>TOTAL LIABILITIES AND SURPLUS .....</b>	<b>\$159,716.33</b>

## RUMSON BOROUGH—MONMOUTH COUNTY

Population Census, 1950—4,013  
1940—2,926

Land Area 3.3 sq. mi.

Net Valuation Taxable \$6,862,530

### EXPENDITURES AND REQUIRED PAYMENTS FOR 1950

<b>General Government</b>	
Administrative and executive .....	\$24,442.27
Assessment and collection of taxes .....	6,175.00
Finance Department .....	.....
<b>Protection to Persons &amp; Property</b>	
Fire .....	15,100.00
Police .....	35,991.79
Other .....	.....
<b>Streets and Roads</b>	
Repairs and maintenance .....	42,781.05
Street lighting .....	10,300.00
<b>Sanitation</b>	
Street cleaning .....	.....
Garbage and ash removal .....	17,275.00
Sewers .....	.....
<b>Health and Charities</b>	
Health service .....	2,013.41
Poor (including relief) .....	2,110.46
Hospitals (aid and maintenance) .....	.....
Other .....	.....
<b>Recreation</b>	
Beaches and boardwalks .....	.....
Parks and playgrounds .....	3,174.26
Other .....	.....
<b>Educational</b>	
(Exclusive of school districts) ..	500.00
<b>Unclassified Purposes</b>	
(Including contingent) .....	9,750.00
<b>SUB-TOTAL—Municipal functions..</b>	<b>\$169,613.24</b>

<b>Per Capita—Municipal functions .....</b>	<b>\$42.27</b>
Capital imp'ts and capital imp't fund .....	\$8,345.85
<b>Debt Service</b>	
Principal payments ..	\$750.00
Interest payments ..	101.28
<b>Total .....</b>	<b>851.28</b>
<b>Per Capita Debt Service .....</b>	
<b>Deferred Charges and Statutory Expenditures</b>	
Emergencies .....	.....
Other deferred chgs. .....	\$9,404.23
<b>Total .....</b>	<b>9,404.23</b>

<b>TOTAL—Municipal expenditures ...</b>	<b>\$188,214.60</b>
-----------------------------------------	---------------------

<b>Required Payments for Local School, County, and Special District Taxes .....</b>	<b>237,611.12</b>
-------------------------------------------------------------------------------------	-------------------

<b>TOTAL EXPENDITURES AND REQUIRED PAYMENTS .....</b>	<b>\$425,825.72</b>
-------------------------------------------------------	---------------------

Reserve for uncollected taxes .....	\$35,690.94
<b>GRAND TOTAL—Budget .....</b>	<b>\$461,516.66</b>

### RECEIPTS AND REVENUES REALIZED IN 1950 TO MEET EXPENDITURES AND REQUIRED PAYMENTS

Surplus revenue appropriated ..	\$9,100.00
Miscellaneous revenues realized ..	42,792.37
State aid revenues realized .....	3,871.00
Delinquent taxes including liens—1950 collections .....	19,220.39
Current taxes—1950 collections..	379,433.26
Emergency borrowings .....	.....
<b>TOTAL RECEIPTS AND REVENUES REALIZED .....</b>	<b>\$454,417.02</b>

### CAPITAL OUTLAY—1950

Beaches and boardwalks .....	.....
Buildings and equipment .....	.....
Parks and playgrounds .....	.....
Sewers .....	\$31,021.99
Streets, roads and bridges .....	.....
Water supply .....	.....
Other .....	.....

<b>Tax rate .....</b>	<b>\$5.79</b>
Local school tax rate .....	1.96
County tax rate .....	1.51
Local purpose tax rate .....	2.32

### TAXES

Local school tax ...	\$134,235.00	
County taxes .....	103,376.12	
Special district taxes .....	.....	
<b>Local purpose levy .....</b>	<b>159,061.45</b>	
<b>Total tax levy (tax duplicate) ..</b>	<b>\$396,672.57</b>	
<b>Per Capita Total Tax Levy .....</b>	<b>\$98.85</b>	

<b>Current</b>	
1950 taxes levied (total) .....	\$400,621.22
Collected in 1950 .....	379,433.26
Per cent of levy collected in 1950 ...	94.71
Transferred to liens .....	63.58
Cancelled, abated or adjusted .....	3,668.69
Outstanding December 31, 1950 ..	\$17,455.69

<b>All Prior Years Outstanding</b>	
Balance January 1, 1950 .....	\$23,513.35
Collected in 1950 .....	19,220.39
Balance December 31, 1950 .....	\$4,278.55

<b>Tax Title Liens Outstanding</b>	
Balance January 1, 1950 .....	\$371.40
Redeemed by cash .....	.....
Balance December 31, 1950 .....	\$434.98

<b>Property Acquired by Deed or Foreclosure</b>	
Balance January 1, 1950 .....	.....
Sale for cash .....	.....
Balance December 31, 1950 .....	.....

### CAPITAL DEBT, DECEMBER 31, 1950

<b>Gross Debt</b>	
School debt .....	\$69,000.00
Self-liquidating debt. ....	.....
Other capital debt ..	90,782.00
<b>TOTAL GROSS DEBT .....</b>	<b>\$159,782.00</b>
<b>Per Capita Gross Debt .....</b>	<b>\$39.82</b>

<b>Deductions for</b>	
School debt .....	\$69,000.00
Self-liquidating debt. ....	.....
Other capital debt ..	.....
<b>TOTAL DEDUCTIONS .....</b>	<b>69,000.00</b>
<b>NET DEBT .....</b>	<b>\$90,782.00</b>

<b>Average Assessed Valuations</b>	
Real Property 1948-1949-1950..	\$6,266,563.00
Per Cent of Net Debt .....	1.42

### CURRENT FINANCES DECEMBER 31, 1950

Cash .....	\$139,474.58
Taxes receivable .....	21,734.24
Tax title liens .....	434.98
Foreclosed property .....	.....
Accounts receivable .....	10,254.11
State road aid receivable .....	.....
Emergencies and deferred charges ..	3,000.00
<b>TOTAL ASSETS .....</b>	<b>\$174,897.91</b>

Cash liabilities .....	\$10,193.96
Reserves .....	32,423.33
Surplus revenue .....	132,280.62

<b>TOTAL LIABILITIES AND SURPLUS .....</b>	<b>\$174,897.91</b>
--------------------------------------------	---------------------

## RUNNEMEDE BOROUGH—CAMDEN COUNTY

Population Census, 1950—4,238      Land Area 2.12 sq. mi.      Net Valuation Taxable \$2,206,685  
 1940—2,835

<b>EXPENDITURES AND REQUIRED PAYMENTS FOR 1950</b>	
<b>General Government</b>	
Administrative and executive . . . .	\$9,805.00
Assessment and collection of taxes . . . .	6,620.00
Finance Department . . . . .	200.00
<b>Protection to Persons &amp; Property</b>	
Fire . . . . .	5,768.78
Police . . . . .	23,200.00
Other . . . . .	.....
<b>Streets and Roads</b>	
Repairs and maintenance . . . . .	17,650.00
Street lighting . . . . .	6,500.00
<b>Sanitation</b>	
Street cleaning . . . . .	.....
Garbage and ash removal . . . . .	200.00
Sewers . . . . .	.....
<b>Health and Charities</b>	
Health service . . . . .	1,651.22
Poor (including relief) . . . . .	3,100.00
Hospitals (aid and maintenance) . . . . .	.....
Other . . . . .	.....
<b>Recreation</b>	
Beaches and boardwalks . . . . .	.....
Parks and playgrounds . . . . .	.....
Other . . . . .	.....
<b>Educational</b>	
(Exclusive of school districts) . . . . .	.....
<b>Unclassified Purposes</b>	
(Including contingent) . . . . .	950.00
<b>SUB-TOTAL—Municipal functions..</b>	<b>\$75,645.00</b>

<b>Per Capita—Municipal functions . . . .</b>	<b>\$17.85</b>
Capital imp'ts and capital imp't fund	\$2,500.00
<b>Debt Service</b>	
Principal payments . . . . .	\$11,000.00
Interest payments . . . . .	6,592.50
Total . . . . .	17,592.50
<b>Per Capita Debt Service . . . . .</b>	
<b>Service . . . . .</b>	<b>\$4.15</b>
<b>Deferred Charges and Statutory Expenditures</b>	
Emergencies . . . . .	.....
Other deferred chgs. . . . .	.....
Total . . . . .	.....
<b>TOTAL—Municipal expenditures . . . .</b>	<b>\$95,737.50</b>

<b>Required Payments for Local School, County, and Special District Taxes . . . . .</b>	<b>99,021.40</b>
-----------------------------------------------------------------------------------------	------------------

<b>TOTAL EXPENDITURES AND REQUIRED PAYMENTS . . . .</b>	<b>\$194,758.90</b>
Reserve for uncollected taxes . . . . .	\$16,500.00
<b>GRAND TOTAL—Budget . . . . .</b>	<b>\$211,258.90</b>

<b>RECEIPTS AND REVENUES REALIZED IN 1950 TO MEET EXPENDITURES AND REQUIRED PAYMENTS</b>	
Surplus revenue appropriated . . . . .	\$20,000.00
Miscellaneous revenues realized . . . . .	29,776.20
State aid revenues realized . . . . .	4,989.09
<b>Delinquent taxes including</b>	
liens—1950 collections . . . . .	9,499.84
current taxes—1950 collections..	145,311.54
Emergency borrowings . . . . .	.....
<b>TOTAL RECEIPTS AND REVENUES REALIZED . . . .</b>	<b>\$209,576.67</b>

<b>CAPITAL OUTLAY—1950</b>	
Beaches and boardwalks . . . . .	.....
Buildings and equipment . . . . .	\$9,968.50
Parks and playgrounds . . . . .	.....
Sewers . . . . .	.....
Streets, roads and bridges . . . . .	.....
Water supply . . . . .	.....
Other . . . . .	.....

<b>Tax rate . . . . .</b>	<b>\$6.94</b>
Local school tax rate . . . . .	3.07
County tax rate . . . . .	1.42
Local purpose tax rate . . . . .	2.45
<b>TAXES</b>	
Local school tax . . . . .	\$67,683.00
County taxes . . . . .	31,338.40
Special district taxes . . . . .	.....
Local purpose levy . . . . .	\$99,021.40
	53,737.50
<b>Total tax levy (tax duplicate) . .</b>	<b>\$152,758.90</b>
<b>Per Capita Total Tax Levy . . . . .</b>	
	<b>\$36.05</b>
<b>Current</b>	
1950 taxes levied (total) . . . . .	\$157,280.54
Collected in 1950 . . . . .	145,311.54
Per cent of levy collected in 1950 . . . . .	92.39
Transferred to liens . . . . .	.....
Cancelled, abated or adjusted . . . . .	.....
Outstanding December 31, 1950 . . . . .	\$11,969.00

<b>All Prior Years Outstanding</b>	
Balance January 1, 1950 . . . . .	\$11,146.57
Collected in 1950 . . . . .	9,499.84
Balance December 31, 1950 . . . . .	\$1,646.73

<b>Tax Title Liens Outstanding</b>	
Balance January 1, 1950 . . . . .	\$260.89
Redeemed by cash . . . . .	.....
Balance December 31, 1950 . . . . .	\$260.89

<b>Property Acquired by Deed or Foreclosure</b>	
Balance January 1, 1950 . . . . .	\$78,489.19
Sale for cash . . . . .	6,225.00
Balance December 31, 1950 . . . . .	\$72,264.19

<b>CAPITAL DEBT, DECEMBER 31, 1950</b>	
<b>Gross Debt</b>	
School debt . . . . .	\$2,000.00
Self-liquidating debt . . . . .	.....
Other capital debt . . . . .	213,000.00
<b>TOTAL GROSS DEBT . . . . .</b>	<b>\$215,000.00</b>
<b>Per Capita Gross Debt . . . . .</b>	<b>\$50.73</b>

<b>Deductions for</b>	
School debt . . . . .	\$2,000.00
Self-liquidating debt . . . . .	.....
Other capital debt . . . . .	.....
<b>TOTAL DEDUCTIONS . . . . .</b>	<b>2,000.00</b>
<b>NET DEBT . . . . .</b>	<b>\$213,000.00</b>

<b>Average Assessed Valuations</b>	
Real Property 1948-1949-1950..	\$2,057,618.00
Per Cent of Net Debt . . . . .	10.35

<b>CURRENT FINANCES DECEMBER 31, 1950</b>	
Cash . . . . .	\$69,410.68
Taxes receivable . . . . .	13,615.73
Tax title liens . . . . .	260.89
Foreclosed property . . . . .	72,264.19
Accounts receivable . . . . .	840.69
State road aid receivable . . . . .	8,862.44
Emergencies and deferred charges . . . . .	3,500.98
<b>TOTAL ASSETS . . . . .</b>	<b>\$168,755.60</b>
Cash liabilities . . . . .	\$23,392.31
Reserves . . . . .	86,981.50
Surplus revenue . . . . .	58,381.79
<b>TOTAL LIABILITIES AND SURPLUS . . . . .</b>	<b>\$168,755.60</b>

**RUTHERFORD BOROUGH—BERGEN COUNTY**

Population Census, 1950—17,394  
1940—15,466

Land Area 2.6 sq. mi.

Net Valuation Taxable \$19,280,350

<b>EXPENDITURES AND REQUIRED PAYMENTS FOR 1950</b>	
<b>General Government</b>	
Administrative and executive ....	\$45,190.00
Assessment and collection of taxes	17,230.00
Finance Department .....	.....
<b>Protection to Persons &amp; Property</b>	
Fire .....	42,230.00
Police .....	107,230.00
Other .....	.....
<b>Streets and Roads</b>	
Repairs and maintenance .....	68,110.00
Street lighting .....	22,200.00
<b>Sanitation</b>	
Street cleaning .....	.....
Garbage and ash removal .....	50,050.00
Sewers .....	28,880.00
<b>Health and Charities</b>	
Health service .....	13,090.00
Poor (including relief) .....	4,500.00
Hospitals (aid and maintenance) ..	.....
Other .....	.....
<b>Recreation</b>	
Beaches and boardwalks .....	.....
Parks and playgrounds .....	35,180.00
Other .....	.....
<b>Educational</b>	
(Exclusive of school districts) ..	21,100.00
<b>Unclassified Purposes</b>	
(Including contingent) .....	27,357.00
<b>SUB-TOTAL—Municipal functions..</b>	<b>\$482,347.00</b>

<b>Per Capita—Municipal functions ....</b>	<b>\$27.73</b>
Capital imp'ts and capital imp't fund	\$42,300.00
<b>Debt Service</b>	
Principal payments ..	\$20,000.00
Interest payments ..	3,556.25
<b>Total .....</b>	<b>23,556.25</b>
<b>Per Capita Debt Service .....</b>	<b>\$1.35</b>
<b>Deferred Charges and Statutory Expenditures</b>	
Emergencies .....	\$4,175.00
Other deferred chgs.	36,844.25
<b>Total .....</b>	<b>41,019.25</b>
<b>TOTAL—Municipal expenditures ...</b>	<b>\$589,222.50</b>

<b>Required Payments for Local School, County, and Special District Taxes .....</b>	<b>702,460.22</b>
-------------------------------------------------------------------------------------	-------------------

<b>TOTAL EXPENDITURES AND REQUIRED PAYMENTS .....</b>	<b>\$1,291,682.72</b>
Reserve for uncollected taxes .....	\$114,369.56
<b>GRAND TOTAL—Budget .....</b>	<b>\$1,406,052.28</b>

<b>RECEIPTS AND REVENUES REALIZED IN 1950 TO MEET EXPENDITURES AND REQUIRED PAYMENTS</b>	
Surplus revenue appropriated ..	\$110,000.00
Miscellaneous revenues realized.	142,472.53
State aid revenues realized .....	10,862.00
Delinquent taxes including	
liens—1950 collections .....	41,013.46
current taxes—1950 collections..	1,091,466.85
Emergency borrowings .....	.....
<b>TOTAL RECEIPTS AND REVENUES REALIZED .....</b>	<b>\$1,395,814.84</b>

**CAPITAL OUTLAY—1950**

Beaches and boardwalks .....	.....
Buildings and equipment .....	\$13,231.00
Parks and playgrounds .....	10,430.25
Sewers .....	.....
Streets, roads and bridges .....	.....
Water supply .....	.....
Other .....	197.45

<b>Tax rate .....</b>	<b>\$5.80</b>
Local school tax rate .....	2.87
County tax rate .....	0.78
Local purpose tax rate .....	2.15

**TAXES**

Local school tax ...	\$552,615.54	
County taxes .....	149,844.68	
Special district taxes .....	.....	
Local purpose levy .....	425,080.06	\$702,460.22
<b>Total tax levy (tax duplicate) ..</b>	<b>\$1,127,540.28</b>	

<b>Per Capita Total Tax Levy .....</b>	<b>\$64.82</b>
----------------------------------------	----------------

<b>Current</b>	
1950 taxes levied (total) .....	\$1,133,062.03
Collected in 1950 .....	1,091,466.85
Per cent of levy collected in 1950 ..	96.33
Transferred to liens .....	1,802.35
Cancelled, abated or adjusted .....	1,572.15
Outstanding December 31, 1950 ..	\$38,220.68

<b>All Prior Years Outstanding</b>	
Balance January 1, 1950 .....	\$41,168.29
Collected in 1950 .....	39,706.57
Balance December 31, 1950 .....	\$965.01

<b>Tax Title Liens Outstanding</b>	
Balance January 1, 1950 .....	\$28,914.87
Redeemed by cash .....	1,306.89
Balance December 31, 1950 .....	\$28,242.85

<b>Property Acquired by Deed or Foreclosure</b>	
Balance January 1, 1950 .....	\$22,875.00
Sale for cash .....	19,250.00
Balance December 31, 1950 .....	\$13,675.00

**CAPITAL DEBT, DECEMBER 31, 1950**

<b>Gross Debt</b>	
School debt .....	\$426,300.00
Self-liquidating debt ..	.....
Other capital debt ..	120,000.00
<b>TOTAL GROSS DEBT .....</b>	<b>\$546,300.00</b>
<b>Per Capita Gross Debt .....</b>	<b>\$31.41</b>

<b>Deductions for</b>	
School debt .....	\$426,300.00
Self-liquidating debt ..	.....
Other capital debt ..	.....
<b>TOTAL DEDUCTIONS .....</b>	<b>426,300.00</b>
<b>NET DEBT .....</b>	<b>\$120,000.00</b>

<b>Average Assessed Valuations</b>	
Real Property 1948-1949-1950 ..	\$17,783,924.00
<b>Per Cent of Net Debt .....</b>	<b>0.67</b>

**CURRENT FINANCES DECEMBER 31, 1950**

Cash .....	\$253,415.12
Taxes receivable .....	39,185.69
Tax title liens .....	28,242.85
Foreclosed property .....	13,675.00
Accounts receivable .....	4,145.57
State road aid receivable .....	13,663.35
Emergencies and deferred charges ..	.....
<b>TOTAL ASSETS .....</b>	<b>\$352,327.58</b>

Cash liabilities .....	\$85,270.14
Reserves .....	85,249.11
Surplus revenue .....	181,808.33
<b>TOTAL LIABILITIES AND SURPLUS .....</b>	<b>\$352,327.58</b>

# SADDLE RIVER BOROUGH—BERGEN COUNTY

Population Census, 1950—999  
1940—816

Land Area 4.9 sq. mi.

Net Valuation Taxable \$1,502,835

## EXPENDITURES AND REQUIRED PAYMENTS FOR 1950

<b>General Government</b>		
Administrative and executive .....	\$6,600.00	
Assessment and collection of taxes Finance Department .....	2,300.00	
<b>Protection to Persons &amp; Property</b>		
Fire .....	2,000.00	
Police .....	1,900.00	
Other .....	.....	
<b>Streets and Roads</b>		
Repairs and maintenance .....	1,933.33	
Street lighting .....	1,200.00	
<b>Sanitation</b>		
Street cleaning .....	.....	
Garbage and ash removal .....	.....	
Sewers .....	.....	
<b>Health and Charities</b>		
Health service .....	990.00	
Poor (including relief) .....	200.00	
Hospitals (aid and maintenance) .....	.....	
Other .....	.....	
<b>Recreation</b>		
Beaches and boardwalks .....	.....	
Parks and playgrounds .....	.....	
Other .....	.....	
<b>Educational</b> (Exclusive of school districts) ..		.....
<b>Unclassified Purposes</b> (Including contingent) .....		450.00
<b>SUB-TOTAL—Municipal functions..</b>	<b>\$17,623.33</b>	

<b>Per Capita—Municipal functions .....</b>	<b>\$17.64</b>	
Capital imp'ts and capital imp't fund	\$500.00	
<b>Debt Service</b>		
Principal payments ..	\$3,000.00	
Interest payments ..	233.84	
<b>Total .....</b>	<b>3,233.84</b>	
<b>Per Capita Debt Service .....</b>		<b>\$3.24</b>
<b>Deferred Charges and Statutory Expenditures</b>		
Emergencies .....	\$9,000.00	
Other deferred chgs.	2,586.89	
<b>Total .....</b>	<b>11,586.89</b>	

<b>TOTAL—Municipal expenditures ..</b>	<b>\$32,944.06</b>	
<b>Required Payments for Local School, County, and Special District Taxes .....</b>		<b>46,676.13</b>

<b>TOTAL EXPENDITURES AND REQUIRED PAYMENTS .....</b>	<b>\$79,620.19</b>
Reserve for uncollected taxes .....	\$10,414.30
<b>GRAND TOTAL—Budget .....</b>	<b>\$90,034.49</b>

<b>RECEIPTS AND REVENUES REALIZED IN 1950 TO MEET EXPENDITURES AND REQUIRED PAYMENTS</b>	
Surplus revenue appropriated ..	\$9,000.00
Miscellaneous revenues realized.	11,206.71
State aid revenues realized .....	1,110.00
<b>Delinquent taxes including</b>	
liens—1950 collections .....	4,979.08
Current taxes—1950 collections..	63,155.57
Emergency borrowings .....	.....
<b>TOTAL RECEIPTS AND REVENUES REALIZED .....</b>	<b>\$89,451.36</b>

### CAPITAL OUTLAY—1950

Beaches and boardwalks .....	.....
Buildings and equipment .....	.....
Parks and playgrounds .....	.....
Sewers .....	.....
Streets, roads and bridges .....	.....
Water supply .....	.....
Other .....	.....

<b>Tax rate .....</b>	<b>\$4.57</b>
Local school tax rate .....	2.17
County tax rate .....	0.94
Local purpose tax rate ....	1.46

### TAXES

Local school tax ...	\$32,615.40	
County taxes .....	14,060.73	
Special district taxes .....	.....	
Local purpose levy .....	.....	\$46,676.13
		<u>21,998.36</u>
<b>Total tax levy (tax duplicate) ..</b>		<b>\$68,674.49</b>

<b>Per Capita Total Tax Levy .....</b>	<b>\$68.74</b>
----------------------------------------	----------------

### Current

1950 taxes levied (total) .....	\$69,057.91
Collected in 1950 .....	63,155.57
Per cent of levy collected in 1950 ..	91.45
Transferred to liens .....	54.84
Cancelled, abated or adjusted .....	479.83
Outstanding December 31, 1950 ..	<u>\$5,367.67</u>

### All Prior Years Outstanding

Balance January 1, 1950 .....	\$5,018.50
Collected in 1950 .....	4,979.08
Balance December 31, 1950 .....	<u>\$28.59</u>

### Tax Title Liens Outstanding

Balance January 1, 1950 .....	\$645.85
Redeemed by cash .....	.....
Balance December 31, 1950 .....	<u>\$700.69</u>

### Property Acquired by Deed or Foreclosure

Balance January 1, 1950 .....	.....
Sale for cash .....	.....
Balance December 31, 1950 .....	<u>.....</u>

### CAPITAL DEBT, DECEMBER 31, 1950

<b>Gross Debt</b>	
School debt .....	\$185,000.00
Self-liquidating debt. ....	.....
Other capital debt ..	<u>5,000.00</u>
<b>TOTAL GROSS DEBT .....</b>	<b>\$190,000.00</b>
<b>Per Capita Gross Debt .....</b>	<b>\$190.19</b>

<b>Deductions for</b>	
School debt .....	\$83,471.00
Self-liquidating debt. ....	.....
Other capital debt ..	.....
<b>TOTAL DEDUCTIONS .....</b>	<b>83,471.00</b>
<b>NET DEBT .....</b>	<b>\$106,529.00</b>

<b>Average Assessed Valuations</b>	
Real Property 1948-1949-1950..	\$1,391,185.00
Per Cent of Net Debt .....	7.65

### CURRENT FINANCES DECEMBER 31, 1950

Cash .....	\$39,442.38
Taxes receivable .....	5,396.26
Tax title liens .....	700.69
Foreclosed property .....	.....
Accounts receivable .....	419.75
State road aid receivable .....	1,110.00
Emergencies and deferred charges ..	0.50
<b>TOTAL ASSETS .....</b>	<b>\$47,069.58</b>
Cash liabilities .....	\$5,143.22
Reserves .....	6,516.70
Surplus revenue .....	<u>35,409.66</u>
<b>TOTAL LIABILITIES AND SURPLUS .....</b>	<b>\$47,069.58</b>

## SADDLE RIVER TOWNSHIP—BERGEN COUNTY

Population Census, 1950—7,747  
1940—3,169

Land Area 2.7 sq. mi.

Net Valuation Taxable \$5,018,461

### EXPENDITURES AND REQUIRED PAYMENTS FOR 1950

<b>General Government</b>	
Administrative and executive . . . . .	\$17,995.00
Assessment and collection of taxes . . . . .	11,000.00
Finance Department . . . . .	3,600.00
<b>Protection to Persons &amp; Property</b>	
Fire . . . . .	15,250.00
Police . . . . .	35,550.00
Other . . . . .	.....
<b>Streets and Roads</b>	
Repairs and maintenance . . . . .	16,225.00
Street lighting . . . . .	7,000.00
<b>Sanitation</b>	
Street cleaning . . . . .	.....
Garbage and ash removal . . . . .	13,700.00
Sewers . . . . .	1,298.59
<b>Health and Charities</b>	
Health service . . . . .	5,600.00
Poor (including relief) . . . . .	3,200.00
Hospitals (aid and maintenance) . . . . .	.....
Other . . . . .	.....
<b>Recreation</b>	
Beaches and boardwalks . . . . .	.....
Parks and playgrounds . . . . .	.....
Other . . . . .	.....
<b>Educational</b>	
(Exclusive of school districts) . . . . .	.....
<b>Unclassified Purposes</b>	
(Including contingent) . . . . .	4,350.00
<b>SUB-TOTAL—Municipal functions..</b>	<b>\$134,768.59</b>

<b>Per Capita—Municipal functions . . . . .</b>	<b>\$17.40</b>
Capital imp'ts and capital imp't fund	\$4,500.00
<b>Debt Service</b>	
Principal payments . . . . .	\$37,000.00
Interest payments . . . . .	9,262.00
<b>Total . . . . .</b>	<b>46,262.00</b>
<b>Per Capita Debt Service . . . . .</b>	<b>\$5.97</b>
<b>Deferred Charges and Statutory Expenditures</b>	
Emergencies . . . . .	.....
Other deferred chgs. . . . .	.....
<b>Total . . . . .</b>	<b>.....</b>

<b>TOTAL—Municipal expenditures . . . . .</b>	<b>\$185,530.59</b>
<b>Required Payments for Local School, County, and Special District Taxes . . . . .</b>	<b>245,519.33</b>

<b>TOTAL EXPENDITURES AND REQUIRED PAYMENTS . . . . .</b>	<b>\$431,049.92</b>
Reserve for uncollected taxes . . . . .	\$30,136.66
<b>GRAND TOTAL—Budget . . . . .</b>	<b>\$461,186.58</b>

### RECEIPTS AND REVENUES REALIZED IN 1950 TO MEET EXPENDITURES AND REQUIRED PAYMENTS

Surplus revenue appropriated . . . . .	\$50,000.00
Miscellaneous revenues realized . . . . .	63,920.00
State aid revenues realized . . . . .	3,340.82
<b>Delinquent taxes including</b>	
liens—1950 collections . . . . .	22,234.07
Current taxes—1950 collections..	335,652.84
Emergency borrowings . . . . .	.....
<b>TOTAL RECEIPTS AND REVENUES REALIZED . . . . .</b>	<b>\$475,147.73</b>

### CAPITAL OUTLAY—1950

Beaches and boardwalks . . . . .	.....
Buildings and equipment . . . . .	\$1,482.60
Parks and playgrounds . . . . .	.....
Sewers . . . . .	.....
Streets, roads and bridges . . . . .	6,028.11
Water supply . . . . .	607.89
Other . . . . .	.....

<b>Tax rate . . . . .</b>	<b>\$6.86</b>
Local school tax rate . . . . .	4.08
County tax rate . . . . .	0.81
Local purpose tax rate . . . . .	1.97

### TAXES

Local school tax . . . . .	\$204,933.75	
County taxes . . . . .	40,535.58	
Special district taxes? . . . . .	.....	
<b>Local purpose levy . . . . .</b>	<b>.....</b>	<b>\$245,519.33</b>
<b>Total tax levy (tax duplicate) ..</b>	<b>.....</b>	<b>\$344,101.58</b>

<b>Per Capita Total Tax Levy . . . . .</b>	<b>\$44.42</b>
--------------------------------------------	----------------

<b>Current</b>	
1950 taxes levied (total) . . . . .	\$359,368.04
Collected in 1950 . . . . .	335,652.84
Per cent of levy collected in 1950 . . . . .	93.40
Transferred to liens . . . . .	3,367.50
Cancelled, abated or adjusted . . . . .	2,011.89
Outstanding December 31, 1950 . . . . .	\$18,335.81

<b>All Prior Years Outstanding</b>	
Balance January 1, 1950 . . . . .	\$16,839.61
Collected in 1950 . . . . .	14,646.33
Balance December 31, 1950 . . . . .	\$1,580.45

<b>Tax Title Liens Outstanding</b>	
Balance January 1, 1950 . . . . .	\$36,085.95
Redeemed by cash . . . . .	2,192.74
Balance December 31, 1950 . . . . .	\$33,045.16

<b>Property Acquired by Deed or Foreclosure</b>	
Balance January 1, 1950 . . . . .	\$52,620.00
Sale for cash . . . . .	5,395.00
Balance December 31, 1950 . . . . .	\$53,463.00

### CAPITAL DEBT, DECEMBER 31, 1950

<b>Gross Debt</b>	
School debt . . . . .	\$284,000.00
Self-liquidating debt. . . . .	154,000.00
Other capital debt . . . . .	195,075.00
<b>TOTAL GROSS DEBT . . . . .</b>	<b>\$633,075.00</b>
<b>Per Capita Gross Debt . . . . .</b>	<b>\$81.72</b>

<b>Deductions for</b>	
School debt . . . . .	\$255,822.00
Self-liquidating debt. . . . .	154,000.00
Other capital debt . . . . .	.....
<b>TOTAL DEDUCTIONS . . . . .</b>	<b>409,822.00</b>
<b>NET DEBT . . . . .</b>	<b>\$223,253.00</b>

<b>Average Assessed Valuations</b>	
Real Property 1948-1949-1950..	\$4,263,701.00
Per Cent of Net Debt . . . . .	5.23

### CURRENT FINANCES DECEMBER 31, 1950

Cash . . . . .	\$98,743.86
Taxes receivable . . . . .	19,916.26
Tax title liens . . . . .	33,045.16
Foreclosed property . . . . .	53,643.80
Accounts receivable . . . . .	10,121.69
State road aid receivable . . . . .	5,570.00
Emergencies and deferred charges . . . . .	1,500.00
<b>TOTAL ASSETS . . . . .</b>	<b>\$222,359.97</b>

Cash liabilities . . . . .	\$27,870.85
Reserves . . . . .	116,546.11
Surplus revenue . . . . .	77,943.01

<b>TOTAL LIABILITIES AND SURPLUS . . . . .</b>	<b>\$222,359.97</b>
------------------------------------------------	---------------------

**SALEM CITY—SALEM COUNTY**

Population Census, 1950—9,077      Land Area 2.85 sq. mi.      Net Valuation Taxable \$6,598,160  
 1940—8,618

**EXPENDITURES AND REQUIRED PAYMENTS FOR 1950**

**General Government**

Administrative and executive . . . . . \$25,241.29  
 Assessment and collection of taxes 4,367.40  
 Finance Department . . . . . 3,542.10

**Protection to Persons & Property**

Fire . . . . . 9,056.06  
 Police . . . . . 53,677.35  
 Other . . . . .

**Streets and Roads**

Repairs and maintenance . . . . . 15,250.81  
 Street lighting . . . . . 13,313.05

**Sanitation**

Street cleaning . . . . . 4,463.70  
 Garbage and ash removal . . . . .  
 Sewers . . . . .

**Health and Charities**

Health service . . . . . 4,891.18  
 Poor (including relief) . . . . . 4,742.48  
 Hospitals (aid and maintenance) . . . . . 2,000.00  
 Other . . . . . 670.60

**Recreation**

Beaches and boardwalks . . . . .  
 Parks and playgrounds . . . . . 2,552.01  
 Other . . . . .

**Educational**  
 (Exclusive of school districts) . . . . . 5,000.00

**Unclassified Purposes**  
 (Including contingent) . . . . . 589.16

**Tax rate . . . . . \$5.93**  
 Local school tax rate . . . . . 3.18  
 County tax rate . . . . . 1.07  
 Local purpose tax rate . . . . . 1.68

**TAXES**

Local school tax . . . \$210,000.00  
 County taxes . . . . . 70,330.50  
 Special district taxes . . . . .

---

Local purpose levy . . . . . \$280,330.50  
 112,662.71

---

Total tax levy (tax duplicate) . . . . . \$392,993.21

**Per Capita Total Tax Levy . . . . . \$43.30**

**Current**

1950 taxes levied (total) . . . . . \$396,549.64  
 Collected in 1950 . . . . . 357,812.68  
 Per cent of levy collected in 1950 . . . . . 90.23  
 Transferred to liens . . . . . 103.78  
 Cancelled, abated or adjusted . . . . . 977.67  
 Outstanding December 31, 1950 . . . . . \$37,655.51

**All Prior Years Outstanding**

Balance January 1, 1950 . . . . . \$51,301.49  
 Collected in 1950 . . . . . 31,597.13  
 Balance December 31, 1950 . . . . . \$18,054.00

**Tax Title Liens Outstanding**

Balance January 1, 1950 . . . . . \$1,354.62  
 Redeemed by cash . . . . .  
 Balance December 31, 1950 . . . . . \$1,458.40

**Property Acquired by Deed or Foreclosure**

Balance January 1, 1950 . . . . .  
 Sale for cash . . . . .  
 Balance December 31, 1950 . . . . .

**CAPITAL DEBT, DECEMBER 31, 1950**

**Gross Debt**

School debt . . . . . \$387,000.00  
 Self-liquidating debt. . . . . 60,000.00  
 Other capital debt . . . . . 11,913.00

---

**TOTAL GROSS DEBT . . . . . \$458,913.00**

**Per Capita Gross Debt . . . . . \$50.56**

**Deductions for**

School debt . . . . . \$387,000.00  
 Self-liquidating debt. . . . . 60,000.00  
 Other capital debt . . . . .

---

**TOTAL DEDUCTIONS . . . . . 447,000.00**

---

**NET DEBT . . . . . \$11,913.00**

**Average Assessed Valuations**

Real Property 1948-1949-1950 . . . . . \$5,510,907.00  
 Per Cent of Net Debt . . . . . 0.21

**CURRENT FINANCES DECEMBER 31, 1950**

Cash . . . . . \$103,021.32  
 Taxes receivable . . . . . 55,709.51  
 Tax title liens . . . . . 1,458.40  
 Foreclosed property . . . . .  
 Accounts receivable . . . . . 11,465.26  
 State road aid receivable . . . . . 17,116.05  
 Emergencies and deferred charges . . . . .

**TOTAL ASSETS . . . . . \$188,770.54**

Cash liabilities . . . . . \$13,489.56  
 Reserves . . . . . 68,633.17  
 Surplus revenue . . . . . 106,647.81

**TOTAL LIABILITIES AND SURPLUS . . . . . \$188,770.54**

**SUB-TOTAL—Municipal functions.. \$149,357.19**

**Per Capita—Municipal functions . . . . . \$16.45**  
 Capital imp'ts and capital imp't fund \$8,000.00

**Debt Service**

Principal payments . . . \$20,000.00  
 Interest payments . . . 10,583.75

Total . . . . . 30,583.75

**Per Capita Debt Service . . . . . \$3.37**

**Deferred Charges and Statutory Expenditures**

Emergencies . . . . .  
 Other deferred chgs. . . . . \$3,030.19

Total . . . . . 3,030.19

**TOTAL—Municipal expenditures . . . \$190,971.13**

**Required Payments for Local School, County, and Special District Taxes . . . . . 280,330.50**

**TOTAL EXPENDITURES AND REQUIRED PAYMENTS . . . . . \$471,301.63**

Reserve for uncollected taxes . . . . . \$39,410.77

**GRAND TOTAL—Budget . . . . . \$510,712.40**

**RECEIPTS AND REVENUES REALIZED IN 1950 TO MEET EXPENDITURES AND REQUIRED PAYMENTS**

Surplus revenue appropriated . . . \$30,000.00  
 Miscellaneous revenues realized. 81,213.43  
 State aid revenues realized . . . . 11,288.30  
 Delinquent taxes including  
 liens—1950 collections . . . . . 31,597.13  
 Current taxes—1950 collections.. 357,812.68  
 Emergency borrowings . . . . .

**TOTAL RECEIPTS AND REVENUES REALIZED . . . . . \$511,911.54**

**CAPITAL OUTLAY—1950**

Beaches and boardwalks . . . . .  
 Buildings and equipment . . . . .  
 Parks and playgrounds . . . . .  
 Sewers . . . . .  
 Streets, roads and bridges . . . . .  
 Water supply . . . . . \$3,658.18  
 Other . . . . .

## SANDYSTON TOWNSHIP—SUSSEX COUNTY

Population Census, 1950—831  
1940—651

Land Area 42.1 sq. mi.

Neta Valuation Taxable \$559,025

### EXPENDITURES AND RE- QUIRED PAYMENTS FOR 1950

<b>General Government</b>	
Administrative and executive .....	\$1,920.00
Assessment and collection of taxes .....	850.00
Finance Department .....	.....
<b>Protection to Persons &amp; Property</b>	
Fire .....	100.00
Police .....	.....
Other .....	.....
<b>Streets and Roads</b>	
Repairs and maintenance .....	9,932.78
Street lighting .....	.....
<b>Sanitation</b>	
Street cleaning .....	.....
Garbage and ash removal .....	.....
Sewers .....	.....
<b>Health and Charities</b>	
Health service .....	80.00
Poor (including relief) .....	225.00
Hospitals (aid and maintenance) .....	400.00
Other .....	.....
<b>Recreation</b>	
Beaches and boardwalks .....	.....
Parks and playgrounds .....	.....
Other .....	.....
<b>Educational</b>	
(Exclusive of school districts) ..	.....
<b>Unclassified Purposes</b>	
(Including contingent) .....	50.00
<b>SUB-TOTAL—Municipal functions..</b>	<b>\$13,557.78</b>

<b>Per Capita—Municipal functions .....</b>	<b>\$16.32</b>
Capital imp'ts and capital imp't fund .....	\$1,000.00
<b>Debt Service</b>	
Principal payments ..	.....
Interest payments ..	\$555.56
<b>Total .....</b>	<b>555.56</b>
<b>Per Capita Debt Service .....</b>	
<b>.....</b>	<b>\$0.67</b>
<b>Deferred Charges and Statutory Expenditures</b>	
Emergencies .....	.....
Other deferred chgs. ....	.....
<b>Total .....</b>	<b>.....</b>

**TOTAL—Municipal expenditures ...** **\$15,113.34**

**Required Payments for Local School, County, and Special District Taxes .....** **36,531.26**

**TOTAL EXPENDITURES AND REQUIRED PAYMENTS .....** **\$51,644.60**

Reserve for uncollected taxes .....

**GRAND TOTAL—Budget .....** **\$62,229.38**

### RECEIPTS AND REVENUES REALIZED IN 1950 TO MEET EXPENDITURES AND RE- QUIRED PAYMENTS

Surplus revenue appropriated ..	\$5,000.00
Miscellaneous revenues realized ..	8,102.03
State aid revenues realized .....	5,704.00
<b>Delinquent taxes including</b>	
liens—1950 collections .....	3,778.04
Current taxes—1950 collections..	32,582.76
Emergency borrowings .....	.....
<b>TOTAL RECEIPTS AND REVENUES REALIZED .....</b>	<b>\$55,166.83</b>

### CAPITAL OUTLAY—1950

Beaches and boardwalks .....	.....
Buildings and equipment .....	.....
Parks and playgrounds .....	.....
Sewers .....	.....
Streets, roads and bridges .....	\$9,640.00
Water supply .....	.....
Other .....	.....

<b>Tax rate .....</b>	<b>\$7.54</b>
Local school tax rate .....	4.82
County tax rate .....	1.71
Local purpose tax rate .....	1.01

### TAXES

Local school tax ...	\$26,945.00	
County taxes .....	9,586.26	
Special district taxes .....	.....	
<b>Local purpose levy .....</b>	<b>.....</b>	<b>\$36,531.26</b>
<b>Total tax levy (tax duplicate) ..</b>	<b>.....</b>	<b>\$42,125.38</b>

**Per Capita Total Tax Levy .....** **\$50.69**

### Current

1950 taxes levied (total) .....	\$42,130.36
Collected in 1950 .....	32,582.76
Per cent of levy col- lected in 1950 ...	77.33
Transferred to liens .....	241.21
Cancelled, abated or adjusted ..	.....
Outstanding December 31, 1950 ..	\$9,306.39

### All Prior Years Outstanding

Balance January 1, 1950 .....	\$7,389.42
Collected in 1950 .....	3,778.04
Balance December 31, 1950 .....	\$3,572.70

### Tax Title Liens Outstanding

Balance January 1, 1950 .....	\$1,016.15
Redeemed by cash .....	.....
Balance December 31, 1950 .....	\$1,257.36

### Property Acquired by Deed or Foreclosure

Balance January 1, 1950 .....	.....
Sale for cash .....	.....
Balance December 31, 1950 .....	.....

### CAPITAL DEBT, DECEMBER 31, 1950

<b>Gross Debt</b>	
School debt .....	\$44,936.00
Self-liquidating debt. ....	.....
Other capital debt ..	.....
<b>TOTAL GROSS DEBT .....</b>	<b>\$44,936.00</b>
<b>Per Capita Gross Debt .....</b>	<b>\$54.07</b>

### Deductions for

School debt .....	\$26,123.00
Self-liquidating debt. ....	.....
Other capital debt ..	.....
<b>TOTAL DEDUCTIONS .....</b>	<b>26,123.00</b>
<b>NET DEBT .....</b>	<b>\$18,813.00</b>

### Average Assessed Valuations

Real Property 1948-1949-1950..	\$435,375.00
Per Cent of Net Debt .....	4.32

### CURRENT FINANCES DECEMBER 31, 1950

Cash .....	\$19,936.91
Taxes receivable .....	12,879.09
Tax title liens .....	1,257.36
Foreclosed property .....	.....
Accounts receivable .....	1.00
State road aid receivable .....	82.64
Emergencies and deferred charges ..	.....
<b>TOTAL ASSETS .....</b>	<b>\$34,157.00</b>

Cash liabilities .....	\$1,811.89
Reserves .....	14,137.45
Surplus revenue .....	18,207.66

### TOTAL LIABILITIES AND

**SURPLUS .....** **\$34,157.00**

**SAYREVILLE BOROUGH—MIDDLESEX COUNTY**

Population Census, 1950—10,323      Land Area 16.3 sq. mi.      Net Valuation Taxable \$15,456,559  
 1940—8,186

**EXPENDITURES AND REQUIRED PAYMENTS FOR 1950**

<b>General Government</b>	
Administrative and executive . . . . .	\$44,668.20
Assessment and collection of taxes	13,950.00
Finance Department . . . . .	1,900.00
<b>Protection to Persons &amp; Property</b>	
Fire . . . . .	18,887.50
Police . . . . .	69,096.80
Other . . . . .	.....
<b>Streets and Roads</b>	
Repairs and maintenance . . . . .	57,550.00
Street lighting . . . . .	15,800.00
<b>Sanitation</b>	
Street cleaning . . . . .	1,200.00
Garbage and ash removal . . . . .	9,000.00
Sewers . . . . .	49,250.00
<b>Health and Charities</b>	
Health service . . . . .	6,010.00
Poor (including relief) . . . . .	9,175.00
Hospitals (aid and maintenance) . . . . .	1,500.00
Other . . . . .	.....
<b>Recreation</b>	
Beaches and boardwalks . . . . .	.....
Parks and playgrounds . . . . .	19,000.00
Other . . . . .	2,100.00
<b>Educational</b>	
(Exclusive of school districts) . . . . .	1,000.00
<b>Unclassified Purposes</b>	
(Including contingent) . . . . .	10,089.31
<b>SUB-TOTAL—Municipal functions..</b>	<b>\$330,176.81</b>

<b>Per Capita—Municipal functions . . . . .</b>	<b>\$31.98</b>
Capital imp'ts and capital imp't fund	\$37,000.00
<b>Debt Service</b>	
Principal payments . . . . .	\$45,000.00
Interest payments . . . . .	26,805.00
<b>Total . . . . .</b>	<b>71,805.00</b>
<b>Per Capita Debt Service . . . . .</b>	
	<b>\$6.96</b>
<b>Deferred Charges and Statutory Expenditures</b>	
Emergencies . . . . .	.....
Other deferred chgs. . . . .	\$15,958.50
<b>Total . . . . .</b>	<b>15,958.50</b>

**TOTAL—Municipal expenditures . . . . .** \$454,940.31

**Required Payments for Local School, County, and Special District Taxes . . . . .** 497,180.84

**TOTAL EXPENDITURES AND REQUIRED PAYMENTS . . . . .** \$952,121.15

Reserve for uncollected taxes . . . . . \$89,419.50

**GRAND TOTAL—Budget . . . . .** \$1,041,540.65

**RECEIPTS AND REVENUES REALIZED IN 1950 TO MEET EXPENDITURES AND REQUIRED PAYMENTS**

Surplus revenue appropriated . . . . .	\$106,000.00
Miscellaneous revenues realized . . . . .	251,641.69
State aid revenues realized . . . . .	10,808.00
Delinquent taxes including	.....
liens—1950 collections . . . . .	26,342.28
Current taxes—1950 collections . . . . .	726,631.20
Emergency borrowings . . . . .	.....

**TOTAL RECEIPTS AND REVENUES REALIZED . . . . .** \$1,121,423.17

**CAPITAL OUTLAY—1950**

Beaches and boardwalks . . . . .	.....
Buildings and equipment . . . . .	\$225.02
Parks and playgrounds . . . . .	.....
Sewers . . . . .	236,528.63
Streets, roads and bridges . . . . .	.....
Water supply . . . . .	\$1,976.32
Other . . . . .	5,750.00

<b>Tax rate . . . . .</b>	<b>\$4.81</b>
Local school tax rate . . . . .	1.60
County tax rate . . . . .	1.62
Local purpose tax rate . . . . .	1.59

**TAXES**

Local school tax . . . . .	\$247,632.50	
County taxes . . . . .	249,548.34	
Special district taxes . . . . .	.....	
Local purpose levy . . . . .	.....	\$497,180.84
		246,958.50
<b>Total tax levy (tax duplicate) . . . . .</b>		<b>\$744,139.34</b>

**Per Capita Total Tax Levy . . . . .** \$72.09

<b>Current</b>	
1950 taxes levied (total) . . . . .	\$755,014.16
Collected in 1950 . . . . .	726,631.20
Per cent of levy collected in 1950 . . . . .	96.24
Transferred to liens . . . . .	1,413.68
Cancelled, abated or adjusted . . . . .	3,191.02
Outstanding December 31, 1950 . . . . .	\$23,778.26

<b>All Prior Years Outstanding</b>	
Balance January 1, 1950 . . . . .	\$18,602.08
Collected in 1950 . . . . .	17,719.02
Balance December 31, 1950 . . . . .	\$324.95

<b>Tax Title Liens Outstanding</b>	
Balance January 1, 1950 . . . . .	\$21,225.37
Redeemed by cash . . . . .	8,623.26
Balance December 31, 1950 . . . . .	\$11,275.67

<b>Property Acquired by Deed or Foreclosure</b>	
Balance January 1, 1950 . . . . .	\$109,770.00
Sale for cash . . . . .	9,462.50
Balance December 31, 1950 . . . . .	\$109,165.00

**CAPITAL DEBT, DECEMBER 31, 1950**

<b>Gross Debt</b>	
School debt . . . . .	\$189,000.00
Self-liquidating debt . . . . .	255,000.00
Other capital debt . . . . .	1,095,000.00

**TOTAL GROSS DEBT . . . . .** \$1,539,000.00

<b>Deductions for</b>	
School debt . . . . .	\$189,000.00
Self-liquidating debt . . . . .	255,000.00
Other capital debt . . . . .	.....

**TOTAL DEDUCTIONS . . . . .** 444,000.00

**NET DEBT . . . . .** \$1,095,000.00

<b>Average Assessed Valuations</b>	
Real Property 1948-1949-1950 . . . . .	\$13,083,556.00
Per Cent of Net Debt . . . . .	8.36

**CURRENT FINANCES DECEMBER 31, 1950**

Cash . . . . .	\$493,522.12
Taxes receivable . . . . .	24,103.21
Tax title liens . . . . .	11,275.67
Foreclosed property . . . . .	109,165.00
Accounts receivable . . . . .	.....
State road aid receivable . . . . .	14,000.00
Emergencies and deferred charges . . . . .	4,100.00

**TOTAL ASSETS . . . . .** \$656,166.00

Cash liabilities . . . . .	\$86,165.96
Reserves . . . . .	144,543.88
Surplus revenue . . . . .	425,456.16

**TOTAL LIABILITIES AND SURPLUS . . . . .** \$656,166.00

## SCOTCH PLAINS TOWNSHIP—UNION COUNTY

Population Census, 1950—8,947      Land Area 9.3 sq. mi.      Net Valuation Taxable \$9,206,852  
 1940—4,993

### EXPENDITURES AND RE- QUIRED PAYMENTS FOR 1950 General Government

Administrative and executive .... \$44,680.00  
 Assessment and collection of taxes 20,340.00  
 Finance Department ..... 3,160.00

### Protection to Persons & Property

Fire ..... 22,545.00  
 Police ..... 55,335.00  
 Other ..... ..

### Streets and Roads

Repairs and maintenance ..... 46,850.00  
 Street lighting ..... 11,500.00

### Sanitation

Street cleaning ..... ..  
 Garbage and ash removal ..... ..  
 Sewers ..... ..

### Health and Charities

Health service ..... 4,110.00  
 Poor (including relief) ..... 12,250.00  
 Hospitals (aid and maintenance) .. 1,000.00  
 Other ..... ..

### Recreation

Beaches and boardwalks ..... ..  
 Parks and playgrounds ..... 5,400.00  
 Other ..... ..

### Educational

(Exclusive of school districts) .. 1,900.00

### Unclassified Purposes

(Including contingent) ..... 200.00

**SUB-TOTAL—Municipal functions.. \$229,270.00**

### Per Capita—Municipal

functions .... \$25.63  
 Capital imp'ts and capital imp't fund \$30,000.00

### Debt Service

Principal payments . \$13,000.00  
 Interest payments .. 8,700.00

Total ..... 21,700.00

### Per Capita Debt

Service ..... \$2.43

### Deferred Charges and

Statutory Expendi-  
 tures  
 Emergencies ..... \$600.00  
 Other deferred chgs. .... ..

Total ..... 600.00

**TOTAL—Municipal expenditures ... \$281,570.00**

### Required Payments for Local School, County, and Special District Taxes

..... 352,037.12

**TOTAL EXPENDITURES AND  
 REQUIRED PAYMENTS ..... \$633,607.12**

Reserve for uncollected taxes ..... \$110,239.75

**GRAND TOTAL—Budget ..... \$743,846.87**

### RECEIPTS AND REVENUES REALIZED IN 1950 TO MEET EXPENDITURES AND RE- QUIRED PAYMENTS

Surplus revenue appropriated ..... \$80,000.00  
 Miscellaneous revenues realized .. 112,357.74  
 State aid revenues realized ..... 6,761.00

Delinquent taxes including  
 liens—1950 collections ..... 47,023.56

Current taxes—1950 collections.. 516,951.90

Emergency borrowings ..... ..

**TOTAL RECEIPTS AND  
 REVENUES REALIZED ..... \$763,094.20**

### CAPITAL OUTLAY—1950

Beaches and boardwalks ..... ..  
 Buildings and equipment ..... ..  
 Parks and playgrounds ..... ..  
 Sewers ..... \$15,044.09  
 Streets, roads and bridges ..... 4,106.74  
 Water supply ..... ..  
 Other ..... ..

**Tax rate ..... \$5.97**  
 Local school tax rate ..... 3.04  
 County tax rate ..... 0.78  
 Local purpose tax rate .... 2.15

### TAXES

Local school tax ... \$279,925.31  
 County taxes ..... 72,111.81  
 Special district taxes ..... ..

Local purpose levy ..... \$352,037.12

..... 197,498.75

**Total tax levy (tax duplicate) .. \$549,535.87**

**Per Capita Total  
 Tax Levy ..... \$61.42**

### Current

1950 taxes levied (total) ..... \$570,252.68

Collected in 1950 ..... 516,951.90

Per cent of levy col-  
 lected in 1950 ... 90.65

Transferred to liens ..... 13,354.61

Cancelled, abated or adjusted ... 5,293.60

Outstanding December 31, 1950 .. \$34,652.57

### All Prior Years Outstanding

Balance January 1, 1950 ..... \$43,129.05

Collected in 1950 ..... 37,099.58

Balance December 31, 1950 ..... \$5,346.98

### Tax Title Liens Outstanding

Balance January 1, 1950 ..... \$193,077.13

Redeemed by cash ..... 9,923.98

Balance December 31, 1950 ..... \$173,989.36

### Property Acquired by Deed or

#### Foreclosure

Balance January 1, 1950 .... \$120,870.00

Sale for cash ..... 21,261.50

Balance December 31, 1950 ..... \$127,215.00

### CAPITAL DEBT, DECEMBER 31, 1950

#### Gross Debt

School debt ..... \$562,976.00

Self-liquidating debt. .... ..

Other capital debt .. 290,000.00

**TOTAL GROSS DEBT ..... \$852,976.00**

**Per Capita Gross  
 Debt ..... \$95.34**

#### Deductions for

School debt ..... \$562,976.00

Self-liquidating debt. .... ..

Other capital debt .. ..

**TOTAL DEDUCTIONS ..... 562,976.00**

**NET DEBT ..... \$290,000.00**

#### Average Assessed Valuations

Real Property 1948-1949-1950.. \$7,964,671.00

Per Cent of Net Debt ..... 3.64

### CURRENT FINANCES DECEMBER 31, 1950

Cash ..... \$319,744.88

Taxes receivable ..... 39,999.55

Tax title liens ..... 173,989.36

Foreclosed property ..... 127,215.00

Accounts receivable ..... 1,839.59

State road aid receivable ..... 25,854.16

Emergencies and deferred charges .. ..

**TOTAL ASSETS ..... \$688,642.54**

Cash liabilities ..... \$51,698.56

Reserves ..... 343,043.50

Surplus revenue ..... 293,900.48

**TOTAL LIABILITIES AND  
 SURPLUS ..... \$688,642.54**

**SEA BRIGHT BOROUGH—MONMOUTH COUNTY**

Population Census, 1950—989                      Land Area 0.6 sq. mi.                      Net Valuation Taxable \$1,484,818  
 1940—779

<b>EXPENDITURES AND RE-REQUIRED PAYMENTS FOR 1950</b>	
<b>General Government</b>	
Administrative and executive .....	\$13,285.00
Assessment and collection of taxes .....	4,825.00
Finance Department .....	.....
<b>Protection to Persons &amp; Property</b>	
Fire .....	6,700.00
Police .....	20,900.00
Other .....	.....
<b>Streets and Roads</b>	
Repairs and maintenance .....	7,050.00
Street lighting .....	4,625.00
<b>Sanitation</b>	
Street cleaning .....	.....
Garbage and ash removal .....	5,000.00
Sewers .....	6,500.00
<b>Health and Charities</b>	
Health service .....	1,335.00
Poor (including relief) .....	800.00
Hospitals (aid and maintenance) .....	300.00
Other .....	.....
<b>Recreation</b>	
Beaches and boardwalks .....	.....
Parks and playgrounds .....	.....
Other .....	19,700.00
<b>Educational</b>	
(Exclusive of school districts) ..	110.00
<b>Unclassified Purposes</b>	
(Including contingent) .....	600.00
<b>SUB-TOTAL—Municipal functions..</b>	<b>\$91,730.00</b>

<b>Tax rate .....</b>	<b>\$7.32</b>
Local school tax rate .....	2.00
County tax rate .....	1.50
Local purpose tax rate .....	3.82

<b>TAXES</b>	
Local school tax ...	\$29,688.00
County taxes .....	22,244.71
Special district taxes .....	.....
Local purpose levy .....	51,932.71
	<u>57,010.75</u>
<b>Total tax levy (tax duplicate) ..</b>	<b>\$108,943.46</b>

<b>Per Capita Total Tax Levy .....</b>	<b>\$110.16</b>
<b>Current</b>	
1950 taxes levied (total) .....	\$108,949.40
Collected in 1950 .....	93,121.99
Per cent of levy collected in 1950 ...	85.47
Transferred to liens .....	380.43
Cancelled, abated or adjusted .....	535.06
Outstanding December 31, 1950 ..	<u>\$14,911.92</u>

<b>All Prior Years Outstanding</b>	
Balance January 1, 1950 .....	\$14,551.72
Collected in 1950 .....	13,675.04
Balance December 31, 1950 .....	<u>\$118.83</u>

<b>Tax Title Liens Outstanding</b>	
Balance January 1, 1950 .....	\$671.52
Redeemed by cash .....	.....
Balance December 31, 1950 .....	<u>\$1,337.40</u>

<b>Property Acquired by Deed or Foreclosure</b>	
Balance January 1, 1950 .....	\$3,700.00
Sale for cash .....	2,000.00
Balance December 31, 1950 .....	<u>\$1,600.00</u>

**CAPITAL DEBT, DECEMBER 31, 1950**

<b>Gross Debt</b>	
School debt .....	.....
Self-liquidating debt .....	.....
Other capital debt ..	<u>\$198,500.00</u>

<b>TOTAL GROSS DEBT .....</b>	<b>\$198,500.00</b>
<b>Per Capita Gross Debt .....</b>	<b>\$200.71</b>

<b>Deductions for</b>	
School debt .....	.....
Self-liquidating debt .....	.....
Other capital debt ..	.....

<b>TOTAL DEDUCTIONS .....</b>	<b>.....</b>
<b>NET DEBT .....</b>	<b>\$198,500.00</b>

<b>Average Assessed Valuations</b>	
Real Property 1948-1949-1950..	\$1,384,003.00
<b>Per Cent of Net Debt .....</b>	<b>14.34</b>

**CURRENT FINANCES DECEMBER 31, 1950**

Cash .....	\$110,766.10
Taxes receivable .....	15,030.75
Tax title liens .....	1,337.40
Foreclosed property .....	1,600.00
Accounts receivable .....	332.28
State road aid receivable .....	394.40
Emergencies and deferred charges ..	500.00
<b>TOTAL ASSETS .....</b>	<b>\$129,960.93</b>

Cash liabilities .....	\$21,816.74
Reserves .....	18,300.43
Surplus revenue .....	89,843.76

<b>TOTAL LIABILITIES AND SURPLUS .....</b>	<b>\$129,960.93</b>
--------------------------------------------	---------------------

<b>Per Capita—Municipal functions ...</b>	<b>\$92.75</b>
Capital imp'ts and capital imp't fund	\$8,000.00
<b>Debt Service</b>	
Principal payments ..	\$17,000.00
Interest payments ..	7,380.00
<b>Total .....</b>	<b>24,380.00</b>
<b>Per Capita Debt Service .....</b>	<b>\$24.65</b>
<b>Deferred Charges and Statutory Expenditures</b>	
Emergencies .....	.....
Other deferred chgs. ..	\$2,185.00
<b>Total .....</b>	<b>2,185.00</b>
<b>TOTAL—Municipal expenditures ...</b>	<b>\$126,295.00</b>
<b>Required Payments for Local School, County, and Special District Taxes .....</b>	
	51,932.71

<b>TOTAL EXPENDITURES AND REQUIRED PAYMENTS .....</b>	<b>\$178,227.71</b>
Reserve for uncollected taxes .....	\$19,147.75
<b>GRAND TOTAL—Budget .....</b>	<b>\$197,375.46</b>

<b>RECEIPTS AND REVENUES REALIZED IN 1950 TO MEET EXPENDITURES AND REQUIRED PAYMENTS</b>	
Surplus revenue appropriated ..	\$38,500.00
Miscellaneous revenues realized ..	53,831.06
State aid revenues realized .....	632.00
<b>Delinquent taxes including</b>	
Liens—1950 collections .....	13,675.04
Current taxes—1950 collections ..	93,121.99
Emergency borrowings .....	.....
<b>TOTAL RECEIPTS AND REVENUES REALIZED .....</b>	<b>\$199,760.09</b>

**CAPITAL OUTLAY—1950**

Beaches and boardwalks .....	.....
Buildings and equipment .....	\$8,598.42
Parks and playgrounds .....	.....
Sewers .....	.....
Streets, roads and bridges .....	.....
Water supply .....	.....
Other .....	.....

**SEA GIRT BOROUGH—MONMOUTH COUNTY**

Population Census, 1950—1,151  
1940—599

Land Area 0.9 sq. mi.

Net Valuation Taxable \$2,964,361

**EXPENDITURES AND REQUIRED PAYMENTS FOR 1950**

<b>General Government</b>	
Administrative and executive ....	\$17,898.14
Assessment and collection of taxes	4,970.00
Finance Department .....	.....
<b>Protection to Persons &amp; Property</b>	
Fire .....	7,864.00
Police .....	22,638.86
Other .....	.....
<b>Streets and Roads</b>	
Repairs and maintenance .....	14,575.00
Street lighting .....	6,200.00
<b>Sanitation</b>	
Street cleaning .....	.....
Garbage and ash removal .....	9,200.00
Sewers .....	3,965.00
<b>Health and Charities</b>	
Health service .....	325.00
Poor (including relief) .....	100.00
Hospitals (aid and maintenance) ..	.....
Other .....	.....
<b>Recreation</b>	
Beaches and boardwalks .....	13,266.89
Parks and playgrounds .....	2,450.00
Other .....	.....
<b>Educational</b>	
(Exclusive of school districts) ..	300.00
<b>Unclassified Purposes</b>	
(Including contingent) .....	1,762.00
<b>SUB-TOTAL—Municipal functions..</b>	<b>\$105,514.89</b>

<b>Per Capita—Municipal functions ....</b>	<b>\$91.67</b>
Capital imp'ts and capital imp't fund .....	.....
<b>Debt Service</b>	
Principal payments .	\$18,000.00
Interest payments ..	1,401.11
<b>Total .....</b>	<b>\$19,401.11</b>
<b>Per Capita Debt Service .....</b>	<b>\$16.86</b>
<b>Deferred Charges and Statutory Expenditures</b>	
Emergencies .....	\$450.00
Other deferred chgs. .	11,623.32
<b>Total .....</b>	<b>12,073.32</b>
<b>TOTAL—Municipal expenditures ...</b>	<b>\$136,989.32</b>

<b>Required Payments for Local School, County, and Special District Taxes .....</b>	<b>70,471.80</b>
-------------------------------------------------------------------------------------	------------------

**TOTAL EXPENDITURES AND REQUIRED PAYMENTS .....**

<b>.....</b>	<b>\$207,461.12</b>
Reserve for uncollected taxes .....	\$15,577.79
<b>GRAND TOTAL—Budget .....</b>	<b>\$223,038.91</b>

**RECEIPTS AND REVENUES REALIZED IN 1950 TO MEET EXPENDITURES AND REQUIRED PAYMENTS**

Surplus revenue appropriated ..	\$6,500.00
Miscellaneous revenues realized.	47,764.55
State aid revenues realized .....	3,893.00
Delinquent taxes including	.....
liens—1950 collections .....	12,881.51
Current taxes—1950 collections..	145,292.55
Emergency borrowings .....	.....
<b>TOTAL RECEIPTS AND REVENUES REALIZED .....</b>	<b>\$216,331.61</b>

**CAPITAL OUTLAY—1950**

Beaches and boardwalks .....	.....
Buildings and equipment .....	.....
Parks and playgrounds .....	.....
Sewers .....	.....
Streets, roads and bridges .....	\$35,495.62
Water supply .....	485.00
Other .....	.....

<b>Tax rate .....</b>	<b>\$5.23</b>
Local school tax rate .....	0.86
County tax rate .....	1.52
Local purpose tax rate .....	2.85

**TAXES**

Local school tax ...	\$25,500.00	
County taxes .....	44,971.80	
Special district taxes .....	.....	
Local purpose levy .....	.....	\$70,471.80
<b>Total tax levy (tax duplicate) ..</b>	<b>.....</b>	<b>\$154,912.34</b>
<b>Per Capita Total Tax Levy .....</b>	<b>\$134.59</b>	

<b>Current</b>	
1950 taxes levied (total) .....	\$154,926.54
Collected in 1950 .....	145,292.55
Per cent of levy collected in 1950 ...	93.78
Transferred to liens .....	17.25
Cancelled, abated or adjusted .....	298.90
Outstanding December 31, 1950 ..	\$9,317.84

<b>All Prior Years Outstanding</b>	
Balance January 1, 1950 .....	\$12,896.06
Collected in 1950 .....	12,881.51
Balance December 31, 1950 .....	\$14.55

<b>Tax Title Liens Outstanding</b>	
Balance January 1, 1950 .....	\$150.73
Redeemed by cash .....	.....
Balance December 31, 1950 .....	\$167.98

<b>Property Acquired by Deed or Foreclosure</b>	
Balance January 1, 1950 .....	\$9,411.00
Sale for cash .....	3,975.00
Balance December 31, 1950 .....	\$8,250.00

**CAPITAL DEBT, DECEMBER 31, 1950**

<b>Gross Debt</b>	
School debt .....	.....
Self-liquidating debt ..	\$45,500.00
Other capital debt ..	121,290.00
<b>TOTAL GROSS DEBT .....</b>	<b>\$166,790.00</b>
<b>Per Capita Gross Debt .....</b>	<b>\$144.91</b>

<b>Deductions for</b>	
School debt .....	.....
Self-liquidating debt ..	\$45,500.00
Other capital debt ..	.....
<b>TOTAL DEDUCTIONS .....</b>	<b>45,500.00</b>
<b>NET DEBT .....</b>	<b>\$121,290.00</b>

<b>Average Assessed Valuations</b>	
Real Property 1948-1949-1950..	\$2,703,478.00
Per Cent of Net Debt .....	4.48

**CURRENT FINANCES DECEMBER 31, 1950**

Cash .....	\$40,596.30
Taxes receivable .....	9,332.39
Tax title liens .....	167.98
Foreclosed property .....	8,250.00
Accounts receivable .....	2.04
State road aid receivable .....	688.44
Emergencies and deferred charges ..	1,740.00
<b>TOTAL ASSETS .....</b>	<b>\$60,777.15</b>

Cash liabilities .....	\$13,934.19
Reserves .....	17,752.41
Surplus revenue .....	29,090.55
<b>TOTAL LIABILITIES AND SURPLUS .....</b>	<b>\$60,777.15</b>

**SEA ISLE CITY—CITY—CAPE MAY COUNTY**

Population Census, 1950—983  
1940—773

Land Area 3.0 sq. mi.

Net Valuation Taxable \$1,987,201

**EXPENDITURES AND RE-  
QUIRED PAYMENTS FOR 1950**

<b>General Government</b>	
Administrative and executive . . . . .	\$12,294.96
Assessment and collection of taxes	6,353.22
Finance Department . . . . .	.....
<b>Protection to Persons &amp; Property</b>	
Fire . . . . .	8,092.27
Police . . . . .	23,647.44
Other . . . . .	.....
<b>Streets and Roads</b>	
Repairs and maintenance . . . . .	24,685.57
Street lighting . . . . .	6,146.48
<b>Sanitation</b>	
Street cleaning . . . . .	2,954.29
Garbage and ash removal . . . . .	6,797.65
Sewers . . . . .	4,000.00
<b>Health and Charities</b>	
Health service . . . . .	701.64
Poor (including relief) . . . . .	105.00
Hospitals (aid and maintenance) . . . . .	.....
Other . . . . .	.....
<b>Recreation</b>	
Beaches and boardwalks . . . . .	13,901.90
Parks and playgrounds . . . . .	1,563.55
Other . . . . .	437.13
<b>Educational</b>	
(Exclusive of school districts) . . . . .	311.08
<b>Unclassified Purposes</b>	
(Including contingent) . . . . .	315.76
<b>SUB-TOTAL—Municipal functions..</b>	<b>\$112,307.94</b>

<b>Per Capita—Municipal functions . . . . .</b>	<b>\$114.25</b>
Capital imp'ts and capital imp't fund	\$14,315.00
<b>Debt Service</b>	
Principal payments . . . . .	\$12,500.00
Interest payments . . . . .	7,273.75
<b>Total . . . . .</b>	<b>19,773.75</b>

<b>Per Capita Debt Service . . . . .</b>	<b>\$20.12</b>
<b>Deferred Charges and Statutory Expenditures</b>	
Emergencies . . . . .	.....
Other deferred chgs. . . . .	\$3,598.00
<b>Total . . . . .</b>	<b>3,598.00</b>

<b>TOTAL—Municipal expenditures . . . . .</b>	<b>\$149,994.69</b>
-----------------------------------------------	---------------------

<b>Required Payments for Local School, County, and Special District Taxes . . . . .</b>	<b>60,780.22</b>
-----------------------------------------------------------------------------------------	------------------

**TOTAL EXPENDITURES AND REQUIRED PAYMENTS . . . . .**

<b>TOTAL EXPENDITURES AND REQUIRED PAYMENTS . . . . .</b>	<b>\$210,774.91</b>
Reserve for uncollected taxes . . . . .	\$24,681.34
<b>GRAND TOTAL—Budget . . . . .</b>	<b>\$235,456.25</b>

**RECEIPTS AND REVENUES REALIZED IN 1950 TO MEET EXPENDITURES AND REQUIRED PAYMENTS**

Surplus revenue appropriated . . . . .	\$34,006.00
Miscellaneous revenues realized.	39,758.65
State aid revenues realized . . . . .	14,436.61
<b>Delinquent taxes including</b>	
Bills—1950 collections . . . . .	16,712.82
Current taxes—1950 collections..	137,449.51
Emergency borrowings . . . . .	.....

**TOTAL RECEIPTS AND REVENUES REALIZED . . . . .**

**CAPITAL OUTLAY—1950**

Beaches and boardwalks . . . . .	.....
Buildings and equipment . . . . .	.....
Parks and playgrounds . . . . .	.....
Sewers . . . . .	.....
Streets, roads and bridges . . . . .	.....
Water supply . . . . .	.....
Other . . . . .	.....

<b>Tax rate . . . . .</b>	<b>\$7.76</b>
Local school tax rate . . . . .	1.80
County tax rate . . . . .	1.26
Local purpose tax rate . . . . .	4.70

**TAXES**

Local school tax . . . . .	\$35,745.29
County taxes . . . . .	25,034.93
Special district taxes . . . . .	.....
<b>Local purpose levy . . . . .</b>	<b>\$60,780.22</b>
<b>Total tax levy (tax duplicate) . . . . .</b>	<b>\$154,154.31</b>
<b>Per Capita Total Tax Levy . . . . . \$156.82</b>	

<b>Current</b>	
1950 taxes levied (total) . . . . .	\$156,642.24
Collected in 1950 . . . . .	137,449.51
Per cent of levy collected in 1950 . . . . .	87.74
Transferred to liens . . . . .	8,305.87
Cancelled, abated or adjusted . . . . .	388.05
Outstanding December 31, 1950 . . . . .	\$10,498.81

<b>All Prior Years Outstanding</b>	
Balance January 1, 1950 . . . . .	\$8,879.66
Collected in 1950 . . . . .	8,921.28
Balance December 31, 1950 . . . . .	\$1.95

<b>Tax Title Liens Outstanding</b>	
Balance January 1, 1950 . . . . .	\$202,392.60
Redeemed by cash . . . . .	7,791.54
Balance December 31, 1950 . . . . .	\$197,253.20

<b>Property Acquired by Deed or Foreclosure</b>	
Balance January 1, 1950 . . . . .	\$117,760.50
Sale for cash . . . . .	13,448.50
Balance December 31, 1950 . . . . .	\$119,584.50

**CAPITAL DEBT, DECEMBER 31, 1950**

<b>Gross Debt</b>	
School debt . . . . .	.....
Self-liquidating debt. . . . .	\$28,750.00
Other capital debt . . . . .	252,000.00
<b>TOTAL GROSS DEBT . . . . .</b>	<b>\$280,750.00</b>
<b>Per Capita Gross Debt . . . . .</b>	<b>\$285.61</b>

<b>Deductions for</b>	
School debt . . . . .	.....
Self-liquidating debt. . . . .	\$28,750.00
Other capital debt . . . . .	.....
<b>TOTAL DEDUCTIONS . . . . .</b>	<b>28,750.00</b>
<b>NET DEBT . . . . .</b>	<b>\$252,000.00</b>

<b>Average Assessed Valuations</b>	
Real Property 1948-1949-1950..	\$1,823,377.00
Per Cent of Net Debt . . . . .	13.82

**CURRENT FINANCES DECEMBER 31, 1950**

Cash . . . . .	\$79,794.05
Taxes receivable . . . . .	10,500.76
Tax title liens . . . . .	197,253.20
Foreclosed property . . . . .	119,584.50
Accounts receivable . . . . .	24,550.49
State road aid receivable . . . . .	737.44
Emergencies and deferred charges . . . . .	8,000.00
<b>TOTAL ASSETS . . . . .</b>	<b>\$440,420.44</b>

Cash liabilities . . . . .	\$23,902.43
Reserves . . . . .	351,888.95
Surplus revenue . . . . .	64,629.06
<b>TOTAL LIABILITIES AND SURPLUS . . . . .</b>	<b>\$440,420.44</b>

## SEASIDE HEIGHTS BOROUGH—OCEAN COUNTY

Population Census, 1950—840                      Land Area 0.25 sq. mi.                      Net Valuation Taxable \$2,538,691  
 1940—549

<b>EXPENDITURES AND REQUIRED PAYMENTS FOR 1950</b>	
<b>General Government</b>	
Administrative and executive .....	\$41,202.18
Assessment and collection of taxes .....	7,256.41
Finance Department .....	.....
<b>Protection to Persons &amp; Property</b>	
Fire .....	5,900.74
Police .....	47,275.78
Other .....	.....
<b>Streets and Roads</b>	
Repairs and maintenance .....	5,172.25
Street lighting .....	3,000.00
<b>Sanitation</b>	
Street cleaning .....	.....
Garbage and ash removal .....	22,171.66
Sewers .....	13,682.63
<b>Health and Charities</b>	
Health service .....	1,067.63
Poor (including relief) .....	550.00
Hospitals (aid and maintenance) .....	125.00
Other .....	1,400.00
<b>Recreation</b>	
Beaches and boardwalks .....	14,810.51
Parks and playgrounds .....	57.25
Other .....	.....
<b>Educational</b>	
(Exclusive of school districts) ..	100.00
<b>Unclassified Purposes</b>	
(Including contingent) .....	4,236.00
<b>SUB-TOTAL—Municipal functions..</b>	<b>\$168,008.04</b>

<b>Per Capita—Municipal functions .....</b>	<b>\$200.01</b>
Capital imp'ts and capital imp't fund .....	\$16,115.00
<b>Debt Service</b>	
Principal payments ..	\$19,615.00
Interest payments ..	4,418.47
<b>Total .....</b>	<b>24,033.47</b>
<b>Per Capita Debt Service .....</b>	
<b>Deferred Charges and Statutory Expenditures</b>	<b>\$28.61</b>
Emergencies .....	\$6,890.00
Other deferred chgs.	2,412.50
<b>Total .....</b>	<b>9,302.50</b>

**TOTAL—Municipal expenditures ... \$217,459.01**

**Required Payments for Local School, County, and Special District Taxes .....** 87,773.46

**TOTAL EXPENDITURES AND REQUIRED PAYMENTS .....** **\$305,232.47**

Reserve for uncollected taxes .....

**GRAND TOTAL—Budget .....** **\$316,645.32**

**RECEIPTS AND REVENUES REALIZED IN 1950 TO MEET EXPENDITURES AND REQUIRED PAYMENTS**

Surplus revenue appropriated ..	\$12,000.00
Miscellaneous revenues realized.	100,829.50
State aid revenues realized .....	3,964.85
Delinquent taxes including liens—1950 collections .....	9,052.89
Current taxes—1950 collections..	181,708.77
Emergency borrowings .....	.....

**TOTAL RECEIPTS AND REVENUES REALIZED .....** **\$307,556.01**

**CAPITAL OUTLAY—1950**

Beaches and boardwalks .....	.....
Buildings and equipment .....	\$9,844.20
Parks and playgrounds .....	.....
Sewers .....	.....
Streets, roads and bridges .....	.....
Water supply .....	.....
Other .....	23,122.40

<b>Tax rate .....</b>	<b>\$7.51</b>
Local school tax rate .....	1.42
County tax rate .....	2.04
Local purpose tax rate ....	4.05

**TAXES**

Local school tax ...	\$35,962.00
County taxes .....	51,811.46
Special district taxes .....	.....
<b>Local purpose levy .....</b>	<b>102,879.82</b>
<b>Total tax levy (tax duplicate) ..</b>	<b>\$190,653.28</b>
<b>Per Capita Total Tax Levy .....</b>	
<b>\$226.97</b>	

<b>Current</b>	
1950 taxes levied (total) .....	\$195,073.98
Collected in 1950 .....	181,708.77
Per cent of levy collected in 1950 .....	93.14
Transferred to liens .....	158.08
Cancelled, abated or adjusted ....	718.70
Outstanding December 31, 1950 ..	\$12,488.43

<b>All Prior Years Outstanding</b>	
Balance January 1, 1950 .....	\$10,380.90
Collected in 1950 .....	9,052.89
Balance December 31, 1950 .....	\$1,228.84

<b>Tax Title Liens Outstanding</b>	
Balance January 1, 1950 .....	\$3,327.93
Redeemed by cash .....	.....
Balance December 31, 1950 .....	\$3,486.01

<b>Property Acquired by Deed or Foreclosure</b>	
Balance January 1, 1950 .....	.....
Sale for cash .....	.....
Balance December 31, 1950 .....	.....

**CAPITAL DEBT, DECEMBER 31, 1950**

<b>Gross Debt</b>	
School debt .....	\$14,000.00
Self-liquidating debt.	75,500.00
Other capital debt ..	151,935.00

**TOTAL GROSS DEBT .....** **\$241,435.00**

<b>Per Capita Gross Debt .....</b>	
<b>\$287.42</b>	
<b>Deductions for</b>	
School debt .....	75,500.00
Self-liquidating debt.	\$14,000.00
Other capital debt ..	.....

**TOTAL DEDUCTIONS .....** **89,500.00**

**NET DEBT .....** **\$151,935.00**

**Current Finances December 31, 1950**

Cash .....	\$32,874.60
Taxes receivable .....	13,717.27
Tax title liens .....	3,486.01
Foreclosed property .....	.....
Accounts receivable .....	914.14
State road aid receivable .....	2,034.70
Emergencies and deferred charges ..	8,383.04

**TOTAL ASSETS .....** **\$61,409.76**

Cash liabilities .....	\$30,411.61
Reserves .....	18,117.42
Surplus revenue .....	12,880.73

**TOTAL LIABILITIES AND SURPLUS .....** **\$61,409.76**

## SEASIDE PARK BOROUGH—OCEAN COUNTY

Population Census, 1950—982  
1940—653

Land Area 0.6 sq. mi.

Net Valuation Taxable \$2,552,544

### EXPENDITURES AND RE- QUIRED PAYMENTS FOR 1950

<b>General Government</b>	
Administrative and executive . . .	\$36,500.00
Assessment and collection of taxes	4,400.00
Finance Department . . . . .	.....
<b>Protection to Persons &amp; Property</b>	
Fire . . . . .	5,700.00
Police . . . . .	33,700.00
Other . . . . .	.....
<b>Streets and Roads</b>	
Repairs and maintenance . . . . .	16,380.00
Street lighting . . . . .	6,000.00
<b>Sanitation</b>	
Street cleaning . . . . .	.....
Garbage and ash removal . . . . .	12,400.00
Sewers . . . . .	.....
<b>Health and Charities</b>	
Health service . . . . .	150.00
Poor (including relief) . . . . .	300.00
Hospitals (aid and maintenance) . .	200.00
Other . . . . .	1,875.00
<b>Recreation</b>	
Beaches and boardwalks . . . . .	13,220.00
Parks and playgrounds . . . . .	1,600.00
Other . . . . .	.....
<b>Educational</b>	
(Exclusive of school districts) . .	100.00
<b>Unclassified Purposes</b>	
(Including contingent) . . . . .	6,480.00
<b>SUB-TOTAL—Municipal functions..</b>	<b>\$139,005.00</b>

<b>Per Capita—Municipal functions . . . . .</b>	<b>\$141.55</b>
Capital imp'ts and capital imp't fund	\$1,650.00
<b>Debt Service</b>	
Principal payments . . . . .	\$28,500.00
Interest payments . . . . .	6,471.00
Total . . . . .	34,971.00
<b>Per Capita Debt Service . . . . .</b>	<b>\$35.61</b>
<b>Deferred Charges and Statutory Expenditures</b>	
Emergencies . . . . .	.....
Other deferred chgs. . . . .	\$35,088.58
Total . . . . .	35,088.58
<b>TOTAL—Municipal expenditures . . .</b>	<b>\$210,714.58</b>

<b>Required Payments for Local School, County, and Special District Taxes . . . . .</b>	<b>82,074.74</b>
-----------------------------------------------------------------------------------------	------------------

<b>TOTAL EXPENDITURES AND REQUIRED PAYMENTS . . . . .</b>	<b>\$292,789.32</b>
Reserve for uncollected taxes . . . . .	\$32,412.21
<b>GRAND TOTAL—Budget . . . . .</b>	<b>\$325,201.53</b>

<b>RECEIPTS AND REVENUES REALIZED IN 1950 TO MEET EXPENDITURES AND REQUIRED PAYMENTS</b>	
Surplus revenue appropriated . . . . .	\$50,000.00
Miscellaneous revenues realized. . . . .	44,316.34
State aid revenues realized . . . . .	2,791.01
Delinquent taxes including	.....
liens—1950 collections . . . . .	15,608.45
Current taxes—1950 collections..	210,110.71
Emergency borrowings . . . . .	.....
<b>TOTAL RECEIPTS AND REVENUES REALIZED . . . . .</b>	<b>\$322,826.51</b>

<b>CAPITAL OUTLAY—1950</b>	
Beaches and boardwalks . . . . .	.....
Buildings and equipment . . . . .	.....
Parks and playgrounds . . . . .	.....
Sewers . . . . .	\$4,104.82
Streets, roads and bridges . . . . .	.....
Water supply . . . . .	19,503.80
Other . . . . .	9,975.00

<b>Tax rate . . . . .</b>	<b>\$8.75</b>
Local school tax rate . . . . .	1.18
County tax rate . . . . .	2.03
Local purpose tax rate . . . . .	5.54

### TAXES

Local school tax . . . . .	\$30,164.81	
County taxes . . . . .	51,909.93	
Special district taxes . . . . .	.....	
Local purpose levy . . . . .	.....	\$82,074.74
Total tax levy (tax duplicate) . .	.....	<u>\$223,157.53</u>

<b>Per Capita Total Tax Levy . . . . .</b>	<b>\$227.25</b>
--------------------------------------------	-----------------

<b>Current</b>	
1950 taxes levied (total) . . . . .	\$226,590.34
Collected in 1950 . . . . .	210,110.71
Per cent of levy collected in 1950 . . . . .	92.72
Transferred to liens . . . . .	21.88
Cancelled, abated or adjusted . . . .	466.92
Outstanding December 31, 1950 . .	<u>\$15,990.83</u>

<b>All Prior Years Outstanding</b>	
Balance January 1, 1950 . . . . .	\$18,811.29
Collected in 1950 . . . . .	15,410.11
Balance December 31, 1950 . . . . .	<u>\$3,314.73</u>

<b>Tax Title Liens Outstanding</b>	
Balance January 1, 1950 . . . . .	\$2,927.52
Redeemed by cash . . . . .	198.34
Balance December 31, 1950 . . . . .	<u>\$2,801.75</u>

<b>Property Acquired by Deed or Foreclosure</b>	
Balance January 1, 1950 . . . . .	\$6,705.00
Sale for cash . . . . .	356.00
Balance December 31, 1950 . . . . .	<u>\$6,455.00</u>

### CAPITAL DEBT, DECEMBER 31, 1950

<b>Gross Debt</b>	
School debt . . . . .	\$13,000.00
Self-liquidating debt. . . . .	397,000.00
Other capital debt . . . . .	141,500.00

<b>TOTAL GROSS DEBT . . . . .</b>	<b>\$551,500.00</b>
<b>Per Capita Gross Debt . . . . .</b>	<b>\$561.61</b>

<b>Deductions for</b>	
School debt . . . . .	\$13,000.00
Self-liquidating debt. . . . .	62,000.00
Other capital debt . . . . .	.....

<b>TOTAL DEDUCTIONS . . . . .</b>	<b>75,000.00</b>
<b>NET DEBT . . . . .</b>	<b>\$476,500.00</b>

<b>Average Assessed Valuations</b>	
Real Property 1948-1949-1950..	\$2,387,371.00
Per Cent of Net Debt . . . . .	19.95

### CURRENT FINANCES DECEMBER 31, 1950

Cash . . . . .	\$66,229.77
Taxes receivable . . . . .	19,305.56
Tax title liens . . . . .	2,801.75
Foreclosed property . . . . .	6,455.00
Accounts receivable . . . . .	76.95
State road aid receivable . . . . .	.....
Emergencies and deferred charges . .	.....
<b>TOTAL ASSETS . . . . .</b>	<b>\$94,869.03</b>

Cash liabilities . . . . .	\$20,046.86
Reserves . . . . .	28,639.26
Surplus revenue . . . . .	46,182.91
<b>TOTAL LIABILITIES AND SURPLUS . . . . .</b>	<b>\$94,869.03</b>

## SECAUCUS TOWN—HUDSON COUNTY

Population Census, 1950—9,857  
1940—9,754

Land Area 6.1 sq. mi.

Net Valuation Taxable \$8,080,100

### EXPENDITURES AND REQUIRED PAYMENTS FOR 1950

<b>General Government</b>	
Administrative and executive . . .	\$40,587.00
Assessment and collection of taxes	5,465.00
Finance Department . . . . .	850.00
<b>Protection to Persons &amp; Property</b>	
Fire . . . . .	31,825.00
Police . . . . .	87,010.00
Other . . . . .	.....
<b>Streets and Roads</b>	
Repairs and maintenance . . . . .	27,340.00
Street lighting . . . . .	10,000.00
<b>Sanitation</b>	
Street cleaning . . . . .	.....
Garbage and ash removal . . . . .	16,620.00
Sewers . . . . .	1,900.00
<b>Health and Charities</b>	
Health service . . . . .	5,500.00
Poor (including relief) . . . . .	13,100.00
Hospitals (aid and maintenance) . . . . .	.....
Other . . . . .	.....
<b>Recreation</b>	
Beaches and boardwalks . . . . .	.....
Parks and playgrounds . . . . .	9,525.00
Other . . . . .	.....
<b>Educational</b>	
(Exclusive of school districts) ..	2,900.00
<b>Unclassified Purposes</b>	
(Including contingent) . . . . .	7,058.00
<b>SUB-TOTAL—Municipal functions..</b>	<b>\$259,680.00</b>

<b>Per Capita—Municipal functions . . . . .</b>	<b>\$26.34</b>
Capital imp'ts and capital imp't fund	\$38,211.90
<b>Debt Service</b>	
Principal payments . . . . .	\$27,275.02
Interest payments ..	14,171.25
<b>Total . . . . .</b>	<b>41,446.27</b>

<b>Per Capita Debt Service . . . . .</b>	<b>\$4.20</b>
<b>Deferred Charges and Statutory Expenditures</b>	
Emergencies . . . . .	*\$2,917.50
Other deferred chgs.	16,247.50
<b>Total . . . . .</b>	<b>19,165.00</b>

**TOTAL—Municipal expenditures . . . . .** \$358,503.17

**Required Payments for Local School, County, and Special District Taxes . . . . .** 222,701.75

**TOTAL EXPENDITURES AND REQUIRED PAYMENTS . . . . .** **\$581,204.92**

Reserve for uncollected taxes . . . . . \$19,626.07

**GRAND TOTAL—Budget . . . . .** **\$600,830.99**

### RECEIPTS AND REVENUES REALIZED IN 1950 TO MEET EXPENDITURES AND REQUIRED PAYMENTS

Surplus revenue appropriated ..	\$35,000.00
Miscellaneous revenues realized.	82,198.20
State aid revenues realized . . . . .	28,810.00
<b>Delinquent taxes including</b>	
liens—1950 collections . . . . .	14,899.43
Current taxes—1950 collections..	419,474.17
Emergency borrowings . . . . .	.....
<b>TOTAL RECEIPTS AND REVENUES REALIZED . . . . .</b>	<b>\$580,381.80</b>

### CAPITAL OUTLAY—1950

Beaches and boardwalks . . . . .	.....
Buildings and equipment . . . . .	\$7,451.94
Parks and playgrounds . . . . .	406.80
Sewers . . . . .	.....
Streets, roads and bridges . . . . .	8,254.49
Water supply . . . . .	.....
Other . . . . .	.....

\* Includes 1950 school emergency of \$2,000.00.

<b>Tax rate . . . . .</b>	<b>\$5.38</b>
Local school tax rate . . . . .	2.32
County tax rate . . . . .	0.43
Local purpose tax rate . . . . .	2.63

### TAXES

Local school tax ...	\$187,806.21	
County taxes . . . . .	34,895.54	
Special district taxes . . . . .	.....	

Local purpose levy . . . . . \$222,701.75

..... 212,197.24

**Total tax levy (tax duplicate) ..** **\$434,898.99**

**Per Capita Total Tax Levy . . . . .** **\$44.12**

<b>Current</b>	
1950 taxes levied (total) . . . . .	\$435,133.82
Collected in 1950 . . . . .	419,474.17
Per cent of levy collected in 1950 . . . . .	96.40
Transferred to liens . . . . .	241.79
Cancelled, abated or adjusted . . . . .	1,861.57
Outstanding December 31, 1950 ..	\$13,556.29

<b>All Prior Years Outstanding</b>	
Balance January 1, 1950 . . . . .	\$10,883.07
Collected in 1950 . . . . .	10,201.67
Balance December 31, 1950 . . . . .	\$681.40

<b>Tax Title Liens Outstanding</b>	
Balance January 1, 1950 . . . . .	\$6,895.80
Redeemed by cash . . . . .	4,697.76
Balance December 31, 1950 . . . . .	\$2,138.93

<b>Property Acquired by Deed or Foreclosure</b>	
Balance January 1, 1950 . . . . .	\$89,567.00
Sale for cash . . . . .	1,700.00
Balance December 31, 1950 . . . . .	\$87,320.00

### CAPITAL DEBT, DECEMBER 31, 1950

<b>Gross Debt</b>	
School debt . . . . .	\$225,000.00
Self-liquidating debt. . . . .	.....
Other capital debt ..	206,500.00

**TOTAL GROSS DEBT . . . . .** **\$431,500.00**

**Per Capita Gross Debt . . . . .** **\$43.78**

<b>Deductions for</b>	
School debt . . . . .	\$225,000.00
Self-liquidating debt. . . . .	.....
Other capital debt ..	.....

**TOTAL DEDUCTIONS . . . . .** **225,000.00**

**NET DEBT . . . . .** **\$206,500.00**

<b>Average Assessed Valuations</b>	
Real Property 1948-1949-1950..	\$7,359,210.00
Per Cent of Net Debt . . . . .	2.80

### CURRENT FINANCES DECEMBER 31, 1950

Cash . . . . .	\$313,684.59
Taxes receivable . . . . .	14,237.69
Tax title liens . . . . .	2,138.93
Foreclosed property . . . . .	87,320.00
Accounts receivable . . . . .	2,972.74
State road aid receivable . . . . .	28,478.43
Emergencies and deferred charges ..	9,419.28
<b>TOTAL ASSETS . . . . .</b>	<b>\$458,251.66</b>

Cash liabilities . . . . .	\$138,936.26
Reserves . . . . .	106,669.36
Surplus revenue . . . . .	212,646.04

**TOTAL LIABILITIES AND SURPLUS . . . . .** **\$458,251.66**

# SHAMONG TOWNSHIP—BURLINGTON COUNTY

Population Census, 1950—713      Land Area 46.61 sq. mi.      Net Valuation Taxable \$292,491  
 1940—505

<b>EXPENDITURES AND REQUIRED PAYMENTS FOR 1950</b>	
<b>General Government</b>	
Administrative and executive .....	\$1,258.78
Assessment and collection of taxes .....	615.19
Finance Department .....	180.00
<b>Protection to Persons &amp; Property</b>	
Fire .....	500.00
Police .....	.....
Other .....	.....
<b>Streets and Roads</b>	
Repairs and maintenance .....	6,690.66
Street lighting .....	.....
<b>Sanitation</b>	
Street cleaning .....	.....
Garbage and ash removal .....	.....
Sewers .....	.....
<b>Health and Charities</b>	
Health service .....	8.75
Poor (including relief) .....	114.86
Hospitals (aid and maintenance) .....	.....
Other .....	.....
<b>Recreation</b>	
Beaches and boardwalks .....	.....
Parks and playgrounds .....	.....
Other .....	.....
<b>Educational</b> (Exclusive of school districts) ..	
.....	.....
<b>Unclassified Purposes</b> (Including contingent) .....	
.....	.....
<b>SUB-TOTAL—Municipal functions..</b>	<b>\$9,368.24</b>
<b>Per Capita—Municipal functions</b> .....	
.....	\$13.14
Capital imp'ts and capital imp't fund .....	.....
<b>Debt Service</b>	
Principal payments .....	\$1,000.00
Interest payments .....	475.00
<b>Total .....</b>	<b>\$1,475.00</b>
<b>Per Capita Debt Service</b> .....	
.....	\$2.07
<b>Deferred Charges and Statutory Expenditures</b>	
Emergencies .....	.....
Other deferred chgs. ....	.....
<b>Total .....</b>	<b>.....</b>
<b>TOTAL—Municipal expenditures</b> ..	<b>\$10,843.24</b>
<b>Required Payments for Local School, County, and Special District Taxes</b> .....	
.....	22,431.77
<b>TOTAL EXPENDITURES AND REQUIRED PAYMENTS</b> .....	<b>\$33,275.01</b>
Reserve for uncollected taxes .....	\$4,733.44
<b>GRAND TOTAL—Budget</b> .....	<b>\$38,008.45</b>
<b>RECEIPTS AND REVENUES REALIZED IN 1950 TO MEET EXPENDITURES AND REQUIRED PAYMENTS</b>	
Surplus revenue appropriated ..	\$1,700.00
Miscellaneous revenues realized.	5,540.99
State aid revenues realized .....	4,568.00
Delinquent taxes including	.....
liens—1950 collections .....	4,168.69
Current taxes—1950 collections..	24,649.49
Emergency borrowings .....	.....
<b>TOTAL RECEIPTS AND REVENUES REALIZED</b> .....	<b>\$40,627.17</b>

<b>Tax rate</b> .....	<b>\$9.78</b>
Local school tax rate .....	5.71
County tax rate .....	1.96
Local purpose tax rate ....	2.11
<b>TAXES</b>	
Local school tax ...	\$16,711.57
County taxes ....	5,720.20
Special district taxes .....	.....
Local purpose levy .....	\$22,431.77
.....	6,112.00
<b>Total tax levy (tax duplicate) ..</b>	<b>\$28,543.77</b>
<b>Per Capita Total Tax Levy</b> .....	
.....	\$40.03
<b>Current</b>	
1950 taxes levied (total) .....	\$28,606.80
Collected in 1950 .....	24,649.49
Per cent of levy collected in 1950 ...	86.16
Transferred to liens .....	98.37
Cancelled, abated or adjusted .....	450.52
Outstanding December 31, 1950 ..	\$3,408.42
<b>All Prior Years Outstanding</b>	
Balance January 1, 1950 .....	\$5,171.33
Collected in 1950 .....	4,168.69
Balance December 31, 1950 .....	\$929.28
<b>Tax Title Liens Outstanding</b>	
Balance January 1, 1950 .....	\$3,193.36
Redeemed by cash .....	.....
Balance December 31, 1950 .....	\$3,291.73
<b>Property Acquired by Deed or Foreclosure</b>	
Balance January 1, 1950 .....	.....
Sale for cash .....	.....
Balance December 31, 1950 .....	.....

### CAPITAL DEBT, DECEMBER 31, 1950

<b>Gross Debt</b>	
School debt .....	\$20,500.00
Self-liquidating debt. ....	.....
Other capital debt ..	8,500.00
<b>TOTAL GROSS DEBT</b> .....	<b>\$29,000.00</b>
<b>Per Capita Gross Debt</b> .....	
.....	\$40.67
<b>Deductions for</b>	
School debt .....	\$15,493.00
Self-liquidating debt. ....	.....
Other capital debt ..	.....
<b>TOTAL DEDUCTIONS</b> .....	<b>15,493.00</b>
<b>NET DEBT</b> .....	<b>\$13,507.00</b>

<b>Average Assessed Valuations</b>	
Real Property 1948-1949-1950..	\$258,223.00
Per Cent of Net Debt .....	5.23

### CURRENT FINANCES DECEMBER 31, 1950

Cash .....	\$11,373.40
Taxes receivable .....	4,337.70
Tax title liens .....	3,291.73
Foreclosed property .....	.....
Accounts receivable .....	275.25
State road aid receivable .....	.....
Emergencies and deferred charges ..	.....
<b>TOTAL ASSETS</b> .....	<b>\$19,278.08</b>
Cash liabilities .....	\$67.21
Reserves .....	7,904.68
Surplus revenue .....	11,306.19
<b>TOTAL LIABILITIES AND SURPLUS</b> .....	<b>\$19,278.08</b>

### CAPITAL OUTLAY—1950

Beaches and boardwalks .....	.....
Buildings and equipment .....	.....
Parks and playgrounds .....	.....
Sewers .....	.....
Streets, roads and bridges .....	.....
Water supply .....	.....
Other .....	.....

## SHILOH BOROUGH—CUMBERLAND COUNTY

Population Census, 1950—435  
1940—387

Land Area 1.3 sq. mi.

Net Valuation Taxable \$263,430

### EXPENDITURES AND REQUIRED PAYMENTS FOR 1950

<b>General Government</b>	
Administrative and executive .....	\$770.75
Assessment and collection of taxes .....	280.00
Finance Department .....	72.00
<b>Protection to Persons &amp; Property</b>	
Fire .....	820.00
Police .....	5.00
Other .....	.....
<b>Streets and Roads</b>	
Repairs and maintenance .....	600.00
Street lighting .....	723.25
<b>Sanitation</b>	
Street cleaning .....	.....
Garbage and ash removal .....	.....
Sewers .....	.....
<b>Health and Charities</b>	
Health service .....	20.00
Poor (including relief) .....	30.00
Hospitals (aid and maintenance) .....	.....
Other .....	.....
<b>Recreation</b>	
Beaches and boardwalks .....	.....
Parks and playgrounds .....	.....
Other .....	.....
<b>Educational</b> (Exclusive of school districts) ..	
.....	.....
<b>Unclassified Purposes</b> (Including contingent) .....	
.....	25.00
<b>SUB-TOTAL—Municipal functions..</b>	<b>\$3,346.00</b>

<b>Per Capita—Municipal functions .....</b>	<b>\$7.69</b>
Capital imp'ts and capital imp't fund .....	.....
<b>Debt Service</b>	
Principal payments .....	.....
Interest payments .....	.....
Total .....	.....
<b>Per Capita Debt Service .....</b>	
.....	.....
<b>Deferred Charges and Statutory Expenditures</b>	
Emergencies .....	.....
Other deferred chgs. ....	.....
Total .....	.....

**TOTAL—Municipal expenditures ..** **\$3,346.00**

**Required Payments for Local School, County, and Special District Taxes .....** **11,958.10**

**TOTAL EXPENDITURES AND REQUIRED PAYMENTS .....** **\$15,304.10**

Reserve for uncollected taxes .....

**GRAND TOTAL—Budget .....** **\$16,578.79**

### RECEIPTS AND REVENUES REALIZED IN 1950 TO MEET EXPENDITURES AND REQUIRED PAYMENTS

Surplus revenue appropriated ..	\$2,958.63
Miscellaneous revenues realized ..	2,443.15
State aid revenues realized .....	464.00
<b>Delinquent taxes including</b>	
liens—1950 collections .....	211.45
Current taxes—1950 collections..	12,352.29
Emergency borrowings .....	.....
<b>TOTAL RECEIPTS AND REVENUES REALIZED .....</b>	<b>\$18,429.52</b>

### CAPITAL OUTLAY—1950

Beaches and boardwalks .....	.....
Buildings and equipment .....	.....
Parks and playgrounds .....	.....
Sewers .....	.....
Streets, roads and bridges .....	.....
Water supply .....	.....
Other .....	.....

<b>Tax rate .....</b>	<b>\$4.84</b>
Local school tax rate .....	3.30
County tax rate .....	1.23
Local purpose tax rate .....	0.31

### TAXES

Local school tax ...	\$8,700.00
County taxes .....	3,258.10
Special district taxes .....	.....
Local purpose levy .....	\$11,958.10
.....	798.06
<b>Total tax levy (tax duplicate) ..</b>	<b>\$12,756.16</b>

**Per Capita Total Tax Levy .....** **\$29.32**

### Current

1950 taxes levied (total) .....	\$12,837.17
Collected in 1950 .....	12,352.29
Per cent of levy collected in 1950 ...	96.22
Transferred to liens .....	.....
Cancelled, abated or adjusted ..	.....
Outstanding December 31, 1950 ..	\$484.88

### All Prior Years Outstanding

Balance January 1, 1950 .....	\$214.98
Collected in 1950 .....	211.45
Balance December 31, 1950 .....	.....

### Tax Title Liens Outstanding

Balance January 1, 1950 .....	.....
Redeemed by cash .....	.....
Balance December 31, 1950 .....	.....

### Property Acquired by Deed or Foreclosure

Balance January 1, 1950 .....	.....
Sale for cash .....	.....
Balance December 31, 1950 .....	.....

### CAPITAL DEBT, DECEMBER 31, 1950

#### Gross Debt

School debt .....	.....
Self-liquidating debt .....	.....
Other capital debt ..	.....

**TOTAL GROSS DEBT .....** **.....**

**Per Capita Gross Debt .....** **.....**

#### Deductions for

School debt .....	.....
Self-liquidating debt .....	.....
Other capital debt ..	.....

**TOTAL DEDUCTIONS .....** **.....**

**NET DEBT .....** **.....**

#### Average Assessed Valuations

**Real Property 1948-1949-1950..** **\$229,234.00**

**Per Cent of Net Debt .....** **.....**

### CURRENT FINANCES DECEMBER 31, 1950

Cash .....	\$12,559.62
Taxes receivable .....	484.88
Tax title liens .....	.....
Foreclosed property .....	.....
Accounts receivable .....	37.06
State road aid receivable .....	.....
Emergencies and deferred charges ..	.....
<b>TOTAL ASSETS .....</b>	<b>\$13,081.56</b>

Cash liabilities .....	\$1,297.52
Reserves .....	521.94
Surplus revenue .....	11,262.10

**TOTAL LIABILITIES AND SURPLUS .....** **\$13,081.56**

# SHIP BOTTOM-BEACH ARLINGTON BOROUGH—OCEAN COUNTY

Population Census, 1950—534  
1940—396

Land Area 0.71 sq. mi.

Net Valuation Taxable \$1,118,210

**EXPENDITURES AND REQUIRED PAYMENTS FOR 1950**

<b>General Government</b>	
Administrative and executive .....	\$4,975.67
Assessment and collection of taxes	8,870.66
Finance Department .....	.....
<b>Protection to Persons &amp; Property</b>	
Fire .....	3,840.00
Police .....	12,379.47
Other .....	.....
<b>Streets and Roads</b>	
Repairs and maintenance .....	14,566.22
Street lighting .....	4,603.10
<b>Sanitation</b>	
Street cleaning .....	.....
Garbage and ash removal .....	2,600.00
Sewers .....	.....
<b>Health and Charities</b>	
Health service .....	157.20
Poor (including relief) .....	22.17
Hospitals (aid and maintenance) .....	.....
Other .....	539.10
<b>Recreation</b>	
Beaches and boardwalks .....	.....
Parks and playgrounds .....	.....
Other .....	.....
<b>Educational</b>	
(Exclusive of school districts) ..	.....
<b>Unclassified Purposes</b>	
(Including contingent) .....	1,743.85
<b>SUB-TOTAL—Municipal functions..</b>	<b>\$54,297.44</b>

<b>Per Capita—Municipal functions .....</b>	<b>\$101.68</b>
Capital imp'ts and capital imp't fund	\$75,000.00
<b>Debt Service</b>	
Principal payments ..	.....
Interest payments ..	.....
Total .....	.....
<b>Per Capita Debt Service .....</b>	<b>.....</b>
<b>Deferred Charges and Statutory Expenditures</b>	
Emergencies .....	.....
Other deferred chgs. .....	\$1,212.90
Total .....	1,212.90

<b>TOTAL—Municipal expenditures ...</b>	<b>\$130,510.34</b>
<b>Required Payments for Local School, County, and Special District Taxes .....</b>	<b>44,657.75</b>

<b>TOTAL EXPENDITURES AND REQUIRED PAYMENTS .....</b>	<b>\$175,168.09</b>
Reserve for uncollected taxes .....	\$2,254.40
<b>GRAND TOTAL—Budget .....</b>	<b>\$177,422.49</b>

**RECEIPTS AND REVENUES REALIZED IN 1950 TO MEET EXPENDITURES AND REQUIRED PAYMENTS**

Surplus revenue appropriated ..	\$107,467.38
Miscellaneous revenues realized ..	18,665.05
State aid revenues realized .....	5,559.10
Delinquent taxes including	.....
liens—1950 collections .....	8,903.03
Current taxes—1950 collections ..	52,537.47
Emergency borrowings .....	.....
<b>TOTAL RECEIPTS AND REVENUES REALIZED .....</b>	<b>\$193,132.03</b>

**CAPITAL OUTLAY—1950**

Beaches and boardwalks .....	.....
Buildings and equipment .....	.....
Parks and playgrounds .....	.....
Sewers .....	.....
Streets, roads and bridges .....	.....
Water supply .....	.....
Other .....	.....

<b>Tax rate .....</b>	<b>\$6.26</b>
Local school tax rate .....	1.95
County tax rate .....	2.04
Local purpose tax rate .....	2.27

**TAXES**

Local school tax ...	\$21,845.00	
County taxes .....	22,812.75	
Special district taxes .....	.....	
Local purpose levy .....	.....	\$44,657.75
		25,318.58
<b>Total tax levy (tax duplicate) ..</b>		<b>\$69,976.33</b>

<b>Per Capita Total Tax Levy .....</b>	<b>\$131.04</b>
----------------------------------------	-----------------

<b>Current</b>	
1950 taxes levied (total) .....	\$61,397.14
Collected in 1950 .....	52,537.47
Per cent of levy collected in 1950 ..	85.57
Transferred to liens .....	2,867.98
Cancelled, abated or adjusted .....	494.34
Outstanding December 31, 1950 ..	\$5,497.35

<b>All Prior Years Outstanding</b>	
Balance January 1, 1950 .....	\$8,753.09
Collected in 1950 .....	7,011.87
Balance December 31, 1950 .....	\$1,631.86

<b>Tax Title Liens Outstanding</b>	
Balance January 1, 1950 .....	\$59,914.08
Redeemed by cash .....	1,891.16
Balance December 31, 1950 .....	\$61,021.78

<b>Property Acquired by Deed or Foreclosure</b>	
Balance January 1, 1950 .....	\$36,965.02
Sale for cash .....	5,725.00
Balance December 31, 1950 .....	\$35,115.02

**CAPITAL DEBT, DECEMBER 31, 1950**

<b>Gross Debt</b>	
School debt .....	\$51,842.00
Self-liquidating debt ..	46,000.00
Other capital debt ..	.....
<b>TOTAL GROSS DEBT .....</b>	<b>\$97,842.00</b>
<b>Per Capita Gross Debt .....</b>	<b>\$183.22</b>

<b>Deductions for</b>	
School debt .....	\$51,842.00
Self-liquidating debt ..	46,000.00
Other capital debt ..	.....
<b>TOTAL DEDUCTIONS .....</b>	<b>97,842.00</b>
<b>NET DEBT .....</b>	<b>.....</b>

<b>Average Assessed Valuations</b>	
Real Property 1948-1949-1950 ..	\$938,095.00
Per Cent of Net Debt .....	.....

**CURRENT FINANCES DECEMBER 31, 1950**

Cash .....	\$134,062.11
Taxes receivable .....	7,129.21
Tax title liens .....	61,021.78
Foreclosed property .....	35,115.02
Accounts receivable .....	3,052.36
State road aid receivable ..	.....
Emergencies and deferred charges ..	116.51
<b>TOTAL ASSETS .....</b>	<b>\$240,496.99</b>

Cash liabilities .....	\$89,817.27
Reserves .....	106,318.37
Surplus revenue .....	44,361.35
<b>TOTAL LIABILITIES AND SURPLUS .....</b>	<b>\$240,496.99</b>

## SHREWSBURY BOROUGH—MONMOUTH COUNTY

Population Census, 1950—1,608      Land Area . . . . sq. mi.      Net Valuation Taxable \$2,259,495  
 1940—1,058

<b>EXPENDITURES AND RE-REQUIRED PAYMENTS FOR 1950</b>	
<b>General Government</b>	
Administrative and executive . . . . .	\$6,545.00
Assessment and collection of taxes . . . . .	4,090.00
Finance Department . . . . .	. . . . .
<b>Protection to Persons &amp; Property</b>	
Fire . . . . .	6,570.00
Police . . . . .	6,800.00
Other . . . . .	185.00
<b>Streets and Roads</b>	
Repairs and maintenance . . . . .	8,850.00
Street lighting . . . . .	3,800.00
<b>Sanitation</b>	
Street cleaning . . . . .	. . . . .
Garbage and ash removal . . . . .	3,600.00
Sewers . . . . .	. . . . .
<b>Health and Charities</b>	
Health service . . . . .	880.00
Poor (including relief) . . . . .	400.00
Hospitals (aid and maintenance) . . . . .	. . . . .
Other . . . . .	. . . . .
<b>Recreation</b>	
Beaches and boardwalks . . . . .	. . . . .
Parks and playgrounds . . . . .	. . . . .
Other . . . . .	. . . . .
<b>Educational</b>	
(Exclusive of school districts) . . . . .	. . . . .
<b>Unclassified Purposes</b>	
(Including contingent) . . . . .	1,865.00
<b>SUB-TOTAL—Municipal functions..</b>	<b>\$43,585.00</b>

<b>Per Capita—Municipal functions . . . . .</b>	<b>\$27.11</b>
Capital imp'ts and capital imp't funds	\$5,555.56
<b>Debt Service</b>	
Principal payments . . . . .	\$2,000.00
Interest payments . . . . .	150.00
<b>Total . . . . .</b>	<b>2,150.00</b>
<b>Per Capita Debt Service . . . . .</b>	
	<b>\$1.34</b>
<b>Deferred Charges and Statutory Expenditures</b>	
Emergencies . . . . .	\$1,124.55
Other deferred chgs. . . . .	3,271.00
<b>Total . . . . .</b>	<b>4,396.05</b>
<b>TOTAL—Municipal expenditures . . . . .</b>	<b>\$55,686.61</b>

<b>Required Payments for Local School, County, and Special District Taxes . . . . .</b>	<b>91,464.93</b>
<b>TOTAL EXPENDITURES AND REQUIRED PAYMENTS . . . . .</b>	<b>\$147,151.54</b>
Reserve for uncollected taxes . . . . .	\$13,602.00
<b>GRAND TOTAL—Budget . . . . .</b>	<b>\$160,753.54</b>

<b>RECEIPTS AND REVENUES REALIZED IN 1950 TO MEET EXPENDITURES AND REQUIRED PAYMENTS</b>	
Surplus revenue appropriated . . . . .	\$12,000.00
Miscellaneous revenues realized . . . . .	16,373.40
State aid revenues realized . . . . .	3,716.25
Delinquent taxes including	
liens—1950 collections . . . . .	8,755.52
Current taxes—1950 collections..	118,333.60
Emergency borrowings . . . . .	. . . . .
<b>TOTAL RECEIPTS AND REVENUES REALIZED . . . . .</b>	<b>\$159,178.77</b>

<b>CAPITAL OUTLAY—1950</b>	
Beaches and boardwalks . . . . .	. . . . .
Buildings and equipment . . . . .	. . . . .
Parks and playgrounds . . . . .	. . . . .
Sewers . . . . .	. . . . .
Streets, roads and bridges . . . . .	\$9,557.89
Water supply . . . . .	. . . . .
Other . . . . .	. . . . .

<b>Tax rate . . . . .</b>	<b>\$5.84</b>
Local school tax rate . . . . .	2.55
County tax rate . . . . .	1.50
Local purpose tax rate . . . . .	1.79

<b>TAXES</b>	
Local school tax . . . . .	\$57,616.38
County taxes . . . . .	33,848.55
Special district taxes . . . . .	. . . . .
<b>Local purpose levy . . . . .</b>	<b>\$91,464.93</b>
<b>Total tax levy (tax duplicate) . . . . .</b>	<b>\$131,953.54</b>

<b>Per Capita Total Tax Levy . . . . .</b>	
	<b>\$82.06</b>
<b>Current</b>	
1950 taxes levied (total) . . . . .	\$132,131.26
Collected in 1950 . . . . .	118,333.60
Per cent of levy collected in 1950 . . . . .	89.56
Transferred to liens . . . . .	37.91
Cancelled, abated or adjusted . . . . .	595.68
Outstanding December 31, 1950 . . . . .	\$13,164.07

<b>All Prior Years Outstanding</b>	
Balance January 1, 1950 . . . . .	\$8,275.50
Collected in 1950 . . . . .	8,316.30
Balance December 31, 1950 . . . . .	. . . . .

<b>Tax Title Liens Outstanding</b>	
Balance January 1, 1950 . . . . .	\$978.81
Redeemed by cash . . . . .	439.22
Balance December 31, 1950 . . . . .	. . . . .

<b>Property Acquired by Deed or Foreclosure</b>	
Balance January 1, 1950 . . . . .	. . . . .
Sale for cash . . . . .	\$185.00
Balance December 31, 1950 . . . . .	\$200.00

### CAPITAL DEBT, DECEMBER 31, 1950

<b>Gross Debt</b>	
School debt . . . . .	\$94,500.00
Self-liquidating debt. . . . .	. . . . .
Other capital debt . . . . .	9,400.00
<b>TOTAL GROSS DEBT . . . . .</b>	<b>\$103,900.00</b>
<b>Per Capita Gross Debt . . . . .</b>	
	<b>\$64.61</b>

<b>Deductions for</b>	
School debt . . . . .	\$94,500.00
Self-liquidating debt. . . . .	. . . . .
Other capital debt . . . . .	. . . . .
<b>TOTAL DEDUCTIONS . . . . .</b>	<b>94,500.00</b>
<b>NET DEBT . . . . .</b>	<b>\$9,400.00</b>

<b>Average Assessed Valuations</b>	
Real Property 1948-1949-1950..	\$2,054,247.00
Per Cent of Net Debt . . . . .	0.45

### CURRENT FINANCES DECEMBER 31, 1950

Cash . . . . .	\$60,759.14
Taxes receivable . . . . .	13,164.07
Tax title liens . . . . .	. . . . .
Foreclosed property . . . . .	200.00
Accounts receivable . . . . .	462.37
State road aid receivable . . . . .	. . . . .
Emergencies and deferred charges . . . . .	. . . . .
<b>TOTAL ASSETS . . . . .</b>	<b>\$74,585.58</b>

Cash liabilities . . . . .	\$3,742.82
Reserves . . . . .	13,826.44
Surplus revenue . . . . .	57,016.32

<b>TOTAL LIABILITIES AND SURPLUS . . . . .</b>	
	<b>\$74,585.58</b>

**SHREWSBURY TOWNSHIP—MONMOUTH COUNTY**

Population Census, 1950—  
1940—

Land Area .... sq. mi.

Net Valuation Taxable—\*

<b>EXPENDITURES AND RE- QUIRED PAYMENTS FOR 1950</b>	
<b>General Government</b>	
Administrative and executive .....	
Assessment and collection of taxes .....	
Finance Department .....	
<b>Protection to Persons &amp; Property</b>	
Fire .....	
Police .....	
Other .....	
<b>Streets and Roads</b>	
Repairs and maintenance .....	
Street lighting .....	
<b>Sanitation</b>	
Street cleaning .....	
Garbage and ash removal .....	
Sewers .....	
<b>Health and Charities</b>	
Health service .....	
Poor (including relief) .....	
Hospitals (aid and maintenance) .....	
Other .....	
<b>Recreation</b>	
Beaches and boardwalks .....	
Parks and playgrounds .....	
Other .....	
<b>Educational</b>	
(Exclusive of school districts) ..	
<b>Unclassified Purposes</b>	
(Including contingent) .....	
<b>SUB-TOTAL—Municipal functions..</b>	
<b>Per Capita—Municipal functions .....</b>	
Capital imp'ts and capital imp't fund .....	
<b>Debt Service</b>	
Principal payments ..	
Interest payments ..	
Total .....	
<b>Per Capita Debt Service .....</b>	
<b>Deferred Charges and Statutory Expenditures</b>	
Emergencies .....	
Other deferred chgs. ....	
Total .....	
<b>TOTAL—Municipal expenditures ...</b>	
<b>Required Payments for Local School, County, and Special District Taxes .....</b>	
<b>TOTAL EXPENDITURES AND REQUIRED PAYMENTS .....</b>	
Reserve for uncollected taxes .....	
<b>GRAND TOTAL—Budget .....</b>	
<b>RECEIPTS AND REVENUES REALIZED IN 1950 TO MEET EXPENDITURES AND REQUIRED PAYMENTS</b>	
Surplus revenue appropriated ..	
Miscellaneous revenues realized. State aid revenues realized .....	
Delinquent taxes including liens—1950 collections .....	
Current taxes—1950 collections..	
Emergency borrowings .....	
<b>TOTAL RECEIPTS AND REVENUES REALIZED .....</b>	
<b>CAPITAL OUTLAY—1950</b>	
Beaches and boardwalks .....	
Buildings and equipment .....	
Parks and playgrounds .....	
Sewers .....	
Streets, roads and bridges .....	
Water supply .....	
Other .....	

<b>Tax rate .....</b>	
Local school tax rate .....	
County tax rate .....	
Local purpose tax rate .....	
<b>TAXES</b>	
Local school tax ...	
County taxes .....	
Special district taxes .....	
Local purpose levy .....	
Total tax levy (tax duplicate) ..	
<b>Per Capita Total Tax Levy .....</b>	
<b>Current</b>	
1950 taxes levied (total) .....	\$159.06
Collected in 1950 .....	
Per cent of levy collected in 1950 ...	
Transferred to liens .....	
Cancelled, abated or adjusted ..	
Outstanding December 31, 1950 ..	\$159.06
<b>All Prior Years Outstanding</b>	
Balance January 1, 1950 .....	\$149.35
Collected in 1950 .....	
Balance December 31, 1950 .....	\$149.35
<b>Tax Title Liens Outstanding</b>	
Balance January 1, 1950 .....	
Redeemed by cash .....	
Balance December 31, 1950 .....	
<b>Property Acquired by Deed or Foreclosure</b>	
Balance January 1, 1950 .....	
Sale for cash .....	
Balance December 31, 1950 .....	

<b>CAPITAL DEBT, DECEMBER 31, 1950</b>	
<b>Gross Debt</b>	
School debt .....	
Self-liquidating debt. ....	
Other capital debt ..	
<b>TOTAL GROSS DEBT .....</b>	
<b>Per Capita Gross Debt .....</b>	
<b>Deductions for</b>	
School debt .....	
Self-liquidating debt. ....	
Other capital debt ..	
<b>TOTAL DEDUCTIONS .....</b>	
<b>NET DEBT .....</b>	
<b>Average Assessed Valuations</b>	
Real Property 1948-1949-1950 ..	
Per Cent of Net Debt .....	

<b>CURRENT FINANCES DECEMBER 31, 1950</b>	
Cash .....	\$6,000.00
Taxes receivable .....	308.41
Tax title liens .....	
Foreclosed property .....	
Accounts receivable .....	
State road aid receivable ..	
Emergencies and deferred charges ..	
<b>TOTAL ASSETS .....</b>	<b>\$6,308.41</b>
Cash liabilities .....	
Reserves .....	\$308.41
Surplus revenue .....	6,000.00
<b>TOTAL LIABILITIES AND SURPLUS .....</b>	<b>\$6,308.41</b>

\* See comments.

**SOMERDALE BOROUGH—CAMDEN COUNTY**

Population Census, 1950—1,425  
1940—1,170

Land Area 1.42 sq. mi.

Net Valuation Taxable \$830,843

**EXPENDITURES AND REQUIRED PAYMENTS FOR 1950**

<b>General Government</b>	
Administrative and executive .....	\$4,796.61
Assessment and collection of taxes .....	3,347.40
Finance Department .....	.....
<b>Protection to Persons &amp; Property</b>	
Fire .....	1,550.00
Police .....	1,159.97
Other .....	.....
<b>Streets and Roads</b>	
Repairs and maintenance .....	4,975.00
Street lighting .....	4,150.00
<b>Sanitation</b>	
Street cleaning .....	.....
Garbage and ash removal .....	.....
Sewers .....	.....
<b>Health and Charities</b>	
Health service .....	861.58
Poor (including relief) .....	420.00
Hospitals (aid and maintenance) .....	.....
Other .....	.....
<b>Recreation</b>	
Beaches and boardwalks .....	.....
Parks and playgrounds .....	134.44
Other .....	.....
<b>Educational</b>	
(Exclusive of school districts) ..	.....
<b>Unclassified Purposes</b>	
(Including contingent) .....	50.00
<b>SUB-TOTAL—Municipal functions..</b>	<b>\$21,445.00</b>

<b>Per Capita—Municipal functions .....</b>	<b>\$15.05</b>
Capital imp'ts and capital imp't fund .....	\$1,000.00
<b>Debt Service</b>	
Principal payments ..	\$9,000.00
Interest payments ..	3,640.00
<b>Total .....</b>	<b>12,640.00</b>
<b>Per Capita Debt Service .....</b>	
<b>.....</b>	<b>\$8.87</b>
<b>Deferred Charges and Statutory Expenditures</b>	
Emergencies .....	\$223.00
Other deferred chgs. ....	9,415.00
<b>Total .....</b>	<b>9,638.00</b>
<b>TOTAL—Municipal expenditures ...</b>	<b>\$44,723.00</b>

<b>Required Payments for Local School, County, and Special District Taxes .....</b>	<b>34,041.09</b>
-------------------------------------------------------------------------------------	------------------

**TOTAL EXPENDITURES AND REQUIRED PAYMENTS .....**

Reserve for uncollected taxes .....	\$2,000.00
<b>GRAND TOTAL—Budget .....</b>	<b>\$80,764.09</b>

**RECEIPTS AND REVENUES REALIZED IN 1950 TO MEET EXPENDITURES AND REQUIRED PAYMENTS**

Surplus revenue appropriated ..	.....
Miscellaneous revenues realized ..	\$16,889.58
State aid revenues realized .....	4,759.48
Delinquent taxes including liens—1950 collections .....	9,739.85
Current taxes—1950 collections ..	47,800.09
Emergency borrowings .....	.....
<b>TOTAL RECEIPTS AND REVENUES REALIZED .....</b>	<b>\$79,189.00</b>

**CAPITAL OUTLAY—1950**

Beaches and boardwalks .....	.....
Buildings and equipment .....	\$3,975.00
Parks and playgrounds .....	.....
Sewers .....	.....
Streets, roads and bridges .....	.....
Water supply .....	.....
Other .....	.....

<b>Tax rate .....</b>	<b>\$7.40</b>
Local school tax rate .....	2.68
County tax rate .....	1.42
Local purpose tax rate .....	3.30

**TAXES**

Local school tax ...	\$22,250.00	.....
County taxes .....	11,791.09	.....
Special district taxes .....	.....	.....
<b>Local purpose levy .....</b>	<b>.....</b>	<b>\$34,041.09</b>
<b>.....</b>	<b>.....</b>	<b>27,397.82</b>
<b>Total tax levy (tax duplicate) ..</b>	<b>.....</b>	<b>\$61,438.91</b>

<b>Per Capita Total Tax Levy .....</b>	<b>\$43.12</b>
----------------------------------------	----------------

**Current**

1950 taxes levied (total) .....	\$62,131.92
Collected in 1950 .....	47,800.09
Per cent of levy col-lected in 1950 ..	76.93
Transferred to liens .....	.....
Cancelled, abated or adjusted .....	.....
Outstanding December 31, 1950 ..	\$14,331.83

**All Prior Years Outstanding**

Balance January 1, 1950 .....	\$16,100.19
Collected in 1950 .....	8,003.17
Balance December 31, 1950 .....	\$8,097.02

**Tax Title Liens Outstanding**

Balance January 1, 1950 .....	\$102,620.75
Redeemed by cash .....	1,736.68
Balance December 31, 1950 .....	\$100,884.07

**Property Acquired by Deed or Foreclosure**

Balance January 1, 1950 .....	\$98,565.39
Sale for cash .....	6,132.50
Balance December 31, 1950 .....	\$92,432.89

**CAPITAL DEBT, DECEMBER 31, 1950**

**Gross Debt**

School debt .....	.....
Self-liquidating debt. ....	\$40,000.00
Other capital debt ..	82,000.00

**TOTAL GROSS DEBT .....** **\$122,000.00**

**Per Capita Gross Debt .....** **\$85.61**

**Deductions for**

School debt .....	.....
Self-liquidating debt. ....	.....
Other capital debt ..	.....

**TOTAL DEDUCTIONS .....** **.....**

**NET DEBT .....** **\$122,000.00**

**Average Assessed Valuations**

Real Property 1948-1949-1950..	\$763,227.00
Per Cent of Net Debt .....	15.98

**CURRENT FINANCES DECEMBER 31, 1950**

Cash .....	\$29,037.36
Taxes receivable .....	22,428.95
Tax title liens .....	100,884.07
Foreclosed property .....	92,432.89
Accounts receivable .....	2,263.21
State road aid receivable .....	1,277.24
Emergencies and deferred charges ..	.....
<b>TOTAL ASSETS .....</b>	<b>\$248,323.72</b>
Cash liabilities .....	\$5,265.53
Reserves .....	218,009.12
Surplus revenue .....	25,049.07
<b>TOTAL LIABILITIES AND SURPLUS .....</b>	<b>\$248,323.72</b>

## SOMERS POINT CITY—ATLANTIC COUNTY

Population Census, 1950—2,474  
1940—1,992

Land Area 4.08 sq. mi.

Net Valuation Taxable \$1,409,550

### EXPENDITURES AND RE- QUIRED PAYMENTS FOR 1950

<b>General Government</b>	
Administrative and executive ....	\$19,032.27
Assessment and collection of taxes ..	17,101.65
Finance Department .....	25.00
<b>Protection to Persons &amp; Property</b>	
Fire .....	7,069.78
Police .....	11,757.93
Other .....	.....
<b>Streets and Roads</b>	
Repairs and maintenance .....	19,681.28
Street lighting .....	5,068.00
<b>Sanitation</b>	
Street cleaning .....	.....
Garbage and ash removal .....	4,717.93
Sewers .....	.....
<b>Health and Charities</b>	
Health service .....	901.57
Poor (including relief) .....	1,630.50
Hospitals (aid and maintenance) ..	500.00
Other .....	.....
<b>Recreation</b>	
Beaches and boardwalks .....	.....
Parks and playgrounds .....	1,700.00
Other .....	.....
<b>Educational</b> (Exclusive of school districts) ..	
.....	.....
<b>Unclassified Purposes</b> (Including contingent) .....	
.....	1,816.66
<b>SUB-TOTAL—Municipal functions..</b>	<b>\$91,002.57</b>

<b>Per Capita—Municipal functions ....</b>	
.....	<b>\$36.78</b>
Capital imp'ts and capital imp't fund ..	\$7,750.00
<b>Debt Service</b>	
Principal payments ..	\$8,000.00
Interest payments ..	17,220.00
Total .....	25,220.00
<b>Per Capita Debt Service .....</b>	
.....	<b>\$10.19</b>
<b>Deferred Charges and Statutory Expenditures</b>	
Emergencies .....	*\$17,700.00
Other deferred chgs. ....	.....
Total .....	17,700.00
<b>TOTAL—Municipal expenditures ..</b>	<b>\$141,672.57</b>

<b>Required Payments for Local School, County, and Special District Taxes .....</b>	<b>78,985.58</b>
-------------------------------------------------------------------------------------	------------------

<b>TOTAL EXPENDITURES AND REQUIRED PAYMENTS .....</b>	<b>\$220,658.15</b>
Reserve for uncollected taxes .....	\$39,615.17
<b>GRAND TOTAL—Budget .....</b>	<b>\$260,273.32</b>

<b>RECEIPTS AND REVENUES REALIZED IN 1950 TO MEET EXPENDITURES AND RE-REQUIRED PAYMENTS</b>	
Surplus revenue appropriated ..	\$13,500.00
Miscellaneous revenues realized ..	36,726.61
State aid revenues realized .....	5,411.00
<b>Delinquent taxes including</b>	
liens—1950 collections .....	14,386.05
Current taxes—1950 collections ..	135,238.25
Emergency borrowings .....	.....
<b>TOTAL RECEIPTS AND REVENUES REALIZED .....</b>	<b>\$205,261.91</b>

### CAPITAL OUTLAY—1950

Beaches and boardwalks .....	.....
Buildings and equipment .....	.....
Parks and playgrounds .....	.....
Sewers .....	.....
Streets, roads and bridges .....	.....
Water supply .....	.....
Other .....	.....

\* Includes 1950 school emergency of \$10,400.00.

<b>Tax rate .....</b>	<b>\$11.58</b>
Local school tax rate .....	4.12
County tax rate .....	1.49
Local purpose tax rate .....	5.97

### TAXES

Local school tax ...	\$58,003.83	
County taxes .....	20,981.75	
Special district taxes .....	.....	
Local purpose levy .....	.....	\$78,985.58
.....	.....	84,209.17
<b>Total tax levy (tax duplicate) ..</b>		<b>\$163,194.75</b>
<b>Per Capita Total Tax Levy .....</b>		
.....	<b>\$65.96</b>	

<b>Current</b>	
1950 taxes levied (total) .....	\$168,241.38
Collected in 1950 .....	135,238.25
Per cent of levy collected in 1950 ...	80.38
Transferred to liens .....	13,774.50
Cancelled, abated or adjusted ...	2,073.75
Outstanding December 31, 1950 ..	\$17,154.88

<b>All Prior Years Outstanding</b>	
Balance January 1, 1950 .....	\$13,444.48
Collected in 1950 .....	12,377.37
Balance December 31, 1950 .....	\$168.02

<b>Tax Title Liens Outstanding</b>	
Balance January 1, 1950 .....	\$220,845.52
Redeemed by cash .....	2,008.18
Balance December 31, 1950 .....	\$206,012.03

<b>Property Acquired by Deed or Foreclosure</b>	
Balance January 1, 1950 .....	\$161,647.50
Sale for cash .....	31,521.00
Balance December 31, 1950 .....	\$145,126.50

### CAPITAL DEBT, DECEMBER 31, 1950

<b>Gross Debt</b>	
School debt .....	.....
Self-liquidating debt ..	.....
Other capital debt ..	\$566,000.00
<b>TOTAL GROSS DEBT .....</b>	<b>\$566,000.00</b>
<b>Per Capita Gross Debt .....</b>	
.....	<b>\$228.78</b>

<b>Deductions for</b>	
School debt .....	.....
Self-liquidating debt ..	.....
Other capital debt ..	\$10,000.00
<b>TOTAL DEDUCTIONS .....</b>	<b>10,000.00</b>
<b>NET DEBT .....</b>	<b>\$556,000.00</b>

<b>Average Assessed Valuations</b>	
Real Property 1948-1949-1950 ..	\$1,302,036.00
Per Cent of Net Debt .....	42.70

### CURRENT FINANCES DECEMBER 31, 1950

Cash .....	\$17,047.80
Taxes receivable .....	17,322.90
Tax title liens .....	206,012.03
Foreclosed property .....	145,126.50
Accounts receivable .....	2,812.39
State road aid receivable ..	1,523.09
Emergencies and deferred charges ..	14,953.08
<b>TOTAL ASSETS .....</b>	<b>\$404,797.79</b>

Cash liabilities .....	\$20,618.32
Reserves .....	371,273.82
Surplus revenue .....	12,905.65
<b>TOTAL LIABILITIES AND SURPLUS .....</b>	<b>\$404,797.79</b>

**SOMERVILLE BOROUGH—SOMERSET COUNTY**

Population Census, 1950—11,566      Land Area 3.3 sq. mi.      Net Valuation Taxable \$10,286,628  
 1940—8,720

**EXPENDITURES AND RE-REQUIRED PAYMENTS FOR 1950**

<b>General Government</b>	
Administrative and executive .....	\$50,742.95
Assessment and collection of taxes .....	7,694.05
Finance Department .....	.....
<b>Protection to Persons &amp; Property</b>	
Fire .....	15,800.00
Police .....	83,050.00
Other .....	.....
<b>Streets and Roads</b>	
Repairs and maintenance .....	52,700.00
Street lighting .....	18,500.00
<b>Sanitation</b>	
Street cleaning .....	5,300.00
Garbage and ash removal .....	19,000.00
Sewers .....	43,200.00
<b>Health and Charities</b>	
Health service .....	8,500.00
Poor (including relief) .....	5,123.00
Hospitals (aid and maintenance) .....	1,500.00
Other .....	1,000.00
<b>Recreation</b>	
Beaches and boardwalks .....	.....
Parks and playgrounds .....	20,700.00
Other .....	.....
<b>Educational</b>	
(Exclusive of school districts) ..	14,820.00
<b>Unclassified Purposes</b>	
(Including contingent) .....	28,358.00
<b>SUB-TOTAL—Municipal functions..</b>	<b>\$375,988.00</b>

<b>Per Capita—Municipal functions .....</b>	<b>\$32.51</b>
Capital imp'ts and capital imp't fund .....	\$9,600.00
<b>Debt Service</b>	
Principal payments ..	\$48,123.14
Interest payments ..	4,858.25
<b>Total .....</b>	<b>52,982.39</b>

<b>Per Capita Debt Service .....</b>		<b>\$4.58</b>
<b>Deferred Charges and Statutory Expenditures</b>		
Emergencies .....	\$8,000.00	
Other deferred chgs. ....	16,222.94	
<b>Total .....</b>	<b>24,222.94</b>	
<b>TOTAL—Municipal expenditures ..</b>	<b>\$462,793.33</b>	

<b>Required Payments for Local School, County, and Special District Taxes .....</b>	<b>408,421.93</b>
-------------------------------------------------------------------------------------	-------------------

**TOTAL EXPENDITURES AND REQUIRED PAYMENTS .....**

<b>RESERVE FOR UNCOLLECTED TAXES .....</b>	<b>\$30,000.00</b>
<b>GRAND TOTAL—Budget .....</b>	<b>\$901,215.26</b>

**RECEIPTS AND REVENUES REALIZED IN 1950 TO MEET EXPENDITURES AND RE-REQUIRED PAYMENTS**

Surplus revenue appropriated ..	\$56,000.00
Miscellaneous revenues realized ..	132,815.24
State aid revenues realized .....	10,179.56
<b>Delinquent taxes including</b>	
liens—1950 collections .....	24,489.01
Current taxes—1950 collections..	669,037.98
Emergency borrowings .....	.....

**TOTAL RECEIPTS AND REVENUES REALIZED .....**

<b>.....</b>	<b>\$892,521.79</b>
--------------	---------------------

**CAPITAL OUTLAY—1950**

Beaches and boardwalks .....	.....
Buildings and equipment .....	\$36,540.78
Parks and playgrounds .....	.....
Sewers .....	868.42
Streets, roads and bridges .....	17,364.40
Water supply .....	.....
Other .....	7,603.84

<b>Tax rate .....</b>	<b>\$6.67</b>
Local school tax rate .....	3.07
County tax rate .....	0.90
Local purpose tax rate .....	2.70

**TAXES**

Local school tax ...	\$316,047.50	
County taxes .....	92,374.43	
Special district taxes .....	.....	
<b>Local purpose levy .....</b>	<b>408,421.93</b>	
<b>.....</b>	<b>283,873.83</b>	
<b>Total tax levy (tax duplicate) ..</b>	<b>\$692,295.76</b>	

**Per Capita Total Tax Levy .....**

<b>.....</b>	<b>\$59.86</b>
<b>Current</b>	
1950 taxes levied (total) .....	\$694,085.58
Collected in 1950 .....	669,037.98
Per cent of levy col- lected in 1950 ...	96.39
Transferred to liens .....	493.59
Cancelled, abated or adjusted ...	2,353.10
Outstanding December 31, 1950 ..	\$22,200.91

<b>All Prior Years Outstanding</b>	
Balance January 1, 1950 .....	\$28,372.02
Collected in 1950 .....	24,468.19
Balance December 31, 1950 .....	\$120.38

<b>Tax Title Liens Outstanding</b>	
Balance January 1, 1950 .....	\$8,342.20
Redeemed by cash .....	20.82
Balance December 31, 1950 .....	\$8,814.97

<b>Property Acquired by Deed or Foreclosure</b>	
Balance January 1, 1950 .....	\$3,990.00
Sale for cash .....	1,800.00
Balance December 31, 1950 .....	\$2,990.00

**CAPITAL DEBT, DECEMBER 31, 1950**

<b>Gross Debt</b>	
School debt .....	\$693,000.00
Self-liquidating debt .....	.....
Other capital debt ..	340,263.00
<b>TOTAL GROSS DEBT .....</b>	<b>\$1,033,263.00</b>
<b>Per Capita Gross Debt .....</b>	<b>\$89.34</b>

<b>Deductions for</b>	
School debt .....	\$693,000.00
Self-liquidating debt .....	.....
Other capital debt ..	.....
<b>TOTAL DEDUCTIONS .....</b>	<b>693,000.00</b>
<b>NET DEBT .....</b>	<b>\$340,263.00</b>

<b>Average Assessed Valuations</b>	
Real Property 1948-1949-1950..	\$9,424,628.00
Per Cent of Net Debt .....	3.61

**CURRENT FINANCES DECEMBER 31, 1950**

Cash .....	\$99,604.98
Taxes receivable .....	22,321.29
Tax title liens .....	8,814.97
Foreclosed property .....	2,990.00
Accounts receivable .....	652.84
State road aid receivable .....	7,201.77
Emergencies and deferred charges ..	19,600.00

**TOTAL ASSETS .....**

<b>.....</b>	<b>\$161,185.85</b>
Cash liabilities .....	\$26,591.43
Reserves .....	34,779.10
Surplus revenue .....	99,815.32

**TOTAL LIABILITIES AND SURPLUS .....**

<b>.....</b>	<b>\$161,185.85</b>
--------------	---------------------

## SOUTH AMBOY CITY—MIDDLESEX COUNTY

Population Census, 1950—8,430      Land Area 1.3 sq. mi.      Net Valuation Taxable \$5,882,885  
 1940—7,802

### EXPENDITURES AND RE- QUIRED PAYMENTS FOR 1950

<b>General Government</b>	
Administrative and executive . . . . .	\$25,284.88
Assessment and collection of taxes	12,365.25
Finance Department . . . . .	3,515.00
<b>Protection to Persons &amp; Property</b>	
Fire . . . . .	21,510.00
Police . . . . .	63,036.37
Other . . . . .	6,200.00
<b>Streets and Roads</b>	
Repairs and maintenance . . . . .	24,719.23
Street lighting . . . . .	9,253.24
<b>Sanitation</b>	
Street cleaning . . . . .	4,025.00
Garbage and ash removal . . . . .	17,725.00
Sewers . . . . .	40,974.05
<b>Health and Charities</b>	
Health service . . . . .	9,362.09
Poor (including relief) . . . . .	7,060.44
Hospitals (aid and maintenance).	3,000.00
Other . . . . .	. . . . .
<b>Recreation</b>	
Beaches and boardwalks . . . . .	. . . . .
Parks and playgrounds . . . . .	2,700.00
Other . . . . .	. . . . .
<b>Educational</b>	
(Exclusive of school districts) . . . . .	3,300.00
<b>Unclassified Purposes</b>	
(Including contingent) . . . . .	28,350.00
<b>SUB-TOTAL—Municipal functions..</b>	<b>\$282,380.55</b>

<b>Per Capita—Municipal functions . . . . .</b>	
Capital imp'ts and capital imp't fund	\$2,000.00
<b>Debt Service</b>	
Principal payments . . . . .	\$29,000.00
Interest payments . . . . .	8,327.42
<b>Total . . . . .</b>	<b>37,327.42</b>
<b>Per Capita Debt Service . . . . .</b>	
<b>Deferred Charges and Statutory Expenditures</b>	<b>\$4.43</b>
Emergencies . . . . .	\$3,800.00
Other deferred chgs. . . . .	9,597.00
<b>Total . . . . .</b>	<b>13,397.00</b>
<b>TOTAL—Municipal expenditures . . . . .</b>	<b>\$335,104.97</b>

<b>Required Payments for Local School, County, and Special District Taxes . . . . .</b>	<b>214,698.84</b>
-----------------------------------------------------------------------------------------	-------------------

<b>TOTAL EXPENDITURES AND REQUIRED PAYMENTS . . . . .</b>	<b>\$549,803.81</b>
Reserve for uncollected taxes . . . . .	\$36,106.50
<b>GRAND TOTAL—Budget . . . . .</b>	<b>\$585,910.31</b>

### RECEIPTS AND REVENUES REALIZED IN 1950 TO MEET EXPENDITURES AND RE- QUIRED PAYMENTS

Surplus revenue appropriated . . . . .	\$52,500.00
Miscellaneous revenues realized.	218,436.37
State aid revenues realized . . . . .	5,135.00
<b>Delinquent taxes including</b>	
liens—1950 collections . . . . .	27,966.53
Current taxes—1950 collections..	271,923.82
Emergency borrowings . . . . .	20,263.92
<b>TOTAL RECEIPTS AND REVENUES REALIZED . . . . .</b>	<b>\$596,225.64</b>

### CAPITAL OUTLAY—1950

Beaches and boardwalks . . . . .	. . . . .
Buildings and equipment . . . . .	\$9,568.80
Parks and playgrounds . . . . .	. . . . .
Sewers . . . . .	. . . . .
Streets, roads and bridges . . . . .	3,692.06
Water supply . . . . .	. . . . .
Other . . . . .	. . . . .

<b>Tax rate . . . . .</b>	<b>\$5.10</b>
Local school tax rate . . . . .	2.03
County tax rate . . . . .	1.62
Local purpose tax rate . . . . .	1.45

### TAXES

Local school tax . . . . .	\$119,456.12	
County taxes . . . . .	95,242.72	
Special district taxes . . . . .	. . . . .	
Local purpose levy . . . . .	. . . . .	\$214,698.84
		86,737.55
<b>Total tax levy (tax duplicate) ..</b>		<b>\$301,436.39</b>

<b>Per Capita Total Tax Levy . . . . .</b>	<b>\$35.76</b>
--------------------------------------------	----------------

<b>Current</b>	
1950 taxes levied (total) . . . . .	\$302,301.88
Collected in 1950 . . . . .	271,923.82
Per cent of levy collected in 1950 . . . . .	89.95
Transferred to liens . . . . .	2,256.75
Cancelled, abated or adjusted . . . . .	1,275.63
Outstanding December 31, 1950 . . . . .	\$26,845.68

<b>All Prior Years Outstanding</b>	
Balance January 1, 1950 . . . . .	\$40,528.08
Collected in 1950 . . . . .	24,466.04
Balance December 31, 1950 . . . . .	\$15,010.91

<b>Tax Title Liens Outstanding</b>	
Balance January 1, 1950 . . . . .	\$34,490.19
Redeemed by cash . . . . .	3,500.49
Balance December 31, 1950 . . . . .	\$31,189.13

<b>Property Acquired by Deed or Foreclosure</b>	
Balance January 1, 1950 . . . . .	\$16,720.00
Sale for cash . . . . .	2,901.00
Balance December 31, 1950 . . . . .	\$16,995.00

### CAPITAL DEBT, DECEMBER 31, 1950

<b>Gross Debt</b>	
School debt . . . . .	\$36,000.00
Self-liquidating debt. . . . .	76,000.00
Other capital debt . . . . .	228,490.00
<b>TOTAL GROSS DEBT . . . . .</b>	<b>\$340,490.00</b>
<b>Per Capita Gross Debt . . . . .</b>	
<b>\$40.39</b>	

<b>Deductions for</b>	
School debt . . . . .	\$36,000.00
Self-liquidating debt. . . . .	41,959.00
Other capital debt . . . . .	16,315.00
<b>TOTAL DEDUCTIONS . . . . .</b>	<b>94,274.00</b>
<b>NET DEBT . . . . .</b>	<b>\$246,216.00</b>

<b>Average Assessed Valuations</b>	
Real Property 1948-1949-1950..	\$5,591,103.00
Per Cent of Net Debt . . . . .	4.40

### CURRENT FINANCES DECEMBER 31, 1950

Cash . . . . .	\$127,577.33
Taxes receivable . . . . .	41,856.59
Tax title liens . . . . .	31,189.13
Foreclosed property . . . . .	16,995.00
Accounts receivable . . . . .	746.42
State road aid receivable . . . . .	. . . . .
Emergencies and deferred charges . . . . .	49,963.92
<b>TOTAL ASSETS . . . . .</b>	<b>\$268,328.39</b>

Cash liabilities . . . . .	\$69,237.07
Reserves . . . . .	90,787.14
Surplus revenue . . . . .	108,304.18

<b>TOTAL LIABILITIES AND SURPLUS . . . . .</b>	<b>\$268,328.39</b>
------------------------------------------------	---------------------

**SOUTHAMPTON TOWNSHIP—BURLINGTON COUNTY**

Population Census, 1950—2,338  
1940—1,813

Land Area 42.61 sq. mi.

Net Valuation Taxable \$976,951

**EXPENDITURES AND RE-  
QUIRED PAYMENTS FOR 1950**

<b>General Government</b>	
Administrative and executive .....	\$6,125.00
Assessment and collection of taxes .....	1,975.00
Finance Department .....	100.00
<b>Protection to Persons &amp; Property</b>	
Fire .....	1,925.00
Police .....	650.00
Other .....	.....
<b>Streets and Roads</b>	
Repairs and maintenance .....	7,850.00
Street lighting .....	2,100.00
<b>Sanitation</b>	
Street cleaning .....	.....
Garbage and ash removal .....	.....
Sewers .....	.....
<b>Health and Charities</b>	
Health service .....	500.00
Poor (including relief) .....	750.00
Hospitals (aid and maintenance) .....	.....
Other .....	.....
<b>Recreation</b>	
Beaches and boardwalks .....	.....
Parks and playgrounds .....	.....
Other .....	.....
<b>Educational</b> (Exclusive of school districts) ..	
.....	.....
<b>Unclassified Purposes</b> (Including contingent) .....	
.....	400.00
<b>SUB-TOTAL—Municipal functions..</b>	<b>\$22,375.00</b>

<b>Per Capita—Municipal functions .....</b>	<b>\$9.57</b>
Capital imp'ts and capital imp't fund .....	\$5,500.00
<b>Debt Service</b>	
Principal payments ..	.....
Interest payments ..	.....
Total .....	.....
<b>Per Capita Debt Service .....</b>	
.....	.....
<b>Deferred Charges and Statutory Expenditures</b>	
Emergencies .....	\$5,500.00
Other deferred chgs. ....	.....
Total .....	5,500.00

<b>TOTAL—Municipal expenditures ..</b>	<b>\$33,375.00</b>
<b>Required Payments for Local School, County, and Special District Taxes .....</b>	
.....	62,496.57

<b>TOTAL EXPENDITURES AND RE- QUIRED PAYMENTS .....</b>	<b>\$95,871.57</b>
Reserve for uncollected taxes .....	\$23,000.00
<b>GRAND TOTAL—Budget .....</b>	<b>\$118,871.57</b>

**RECEIPTS AND REVENUES  
REALIZED IN 1950 TO MEET  
EXPENDITURES AND RE-  
QUIRED PAYMENTS**

Surplus revenue appropriated ..	\$17,000.00
Miscellaneous revenues realized ..	20,966.89
State aid revenues realized .....	3,404.00
<b>Delinquent taxes including</b>	
Liens—1950 collections .....	18,119.97
Current taxes—1950 collections ..	53,189.45
Emergency borrowings .....	.....
<b>TOTAL RECEIPTS AND REVENUES REALIZED .....</b>	<b>\$112,680.31</b>

**CAPITAL OUTLAY—1950**

Beaches and boardwalks .....	.....
Buildings and equipment .....	.....
Parks and playgrounds .....	.....
Sewers .....	.....
Streets, roads and bridges .....	.....
Water supply .....	.....
Other .....	.....

<b>Tax rate .....</b>	<b>\$7.38</b>
Local school tax rate .....	4.44
County tax rate .....	1.96
Local purpose tax rate .....	0.98

**TAXES**

Local school tax ...	\$43,390.50
County taxes .....	19,106.07
Special district taxes .....	.....
Local purpose levy .....	\$62,496.57
.....	10,375.00
<b>Total tax levy (tax duplicate) ..</b>	<b>\$72,871.57</b>

<b>Per Capita Total Tax Levy .....</b>	<b>\$31.17</b>
----------------------------------------	----------------

**Current**

1950 taxes levied (total) .....	\$72,871.57
Collected in 1950 .....	53,189.45
Per cent of levy col- lected in 1950 ...	72.99
Transferred to liens .....	.....
Cancelled, abated or adjusted ..	.....
Outstanding December 31, 1950 ..	\$19,682.12

**All Prior Years Outstanding**

Balance January 1, 1950 .....	\$21,614.13
Collected in 1950 .....	18,007.20
Balance December 31, 1950 .....	\$3,606.93

**Tax Title Liens Outstanding**

Balance January 1, 1950 .....	\$4,911.45
Redeemed by cash .....	112.77
Balance December 31, 1950 .....	\$4,798.68

**Property Acquired by Deed or Foreclosure**

Balance January 1, 1950 .....	\$100.00
Sale for cash .....	.....
Balance December 31, 1950 .....	\$100.00

**CAPITAL DEBT, DECEMBER 31, 1950**

**Gross Debt**

School debt .....	.....
Self-liquidating debt. ....	.....
Other capital debt ..	.....
<b>TOTAL GROSS DEBT .....</b>	<b>.....</b>
<b>Per Capita Gross Debt .....</b>	<b>.....</b>

**Deductions for**

School debt .....	.....
Self-liquidating debt. ....	.....
Other capital debt ..	.....
<b>TOTAL DEDUCTIONS .....</b>	<b>.....</b>
<b>NET DEBT .....</b>	<b>.....</b>

**Average Assessed Valuations**

Real Property 1948-1949-1950 ..	\$814,324.00
Per Cent of Net Debt .....	.....

**CURRENT FINANCES DECEMBER 31, 1950**

Cash .....	\$47,312.50
Taxes receivable .....	23,289.05
Tax title liens .....	4,798.68
Foreclosed property .....	100.00
Accounts receivable .....	133.93
State road aid receivable .....	1,918.73
Emergencies and deferred charges ..	.....
<b>TOTAL ASSETS .....</b>	<b>\$77,552.89</b>

Cash liabilities .....	\$7,192.72
Reserves .....	28,321.66
Surplus revenue .....	42,038.51

**TOTAL LIABILITIES AND SURPLUS .....**

**\$77,552.89**

## SOUTH BELMAR BOROUGH—MONMOUTH COUNTY

Population Census, 1950—1,288  
1940—955

Land Area 0.3 sq. mi.

Net Valuation Taxable \$949,025

### EXPENDITURES AND RE- QUIRED PAYMENTS FOR 1950

<b>General Government</b>	
Administrative and executive ....	\$11,370.00
Assessment and collection of taxes	2,535.00
Finance Department .....	920.00
<b>Protection to Persons &amp; Property</b>	
Fire .....	2,375.00
Police .....	17,845.00
Other .....	.....
<b>Streets and Roads</b>	
Repairs and maintenance .....	9,070.00
Street lighting .....	2,200.00
<b>Sanitation</b>	
Street cleaning .....	.....
Garbage and ash removal .....	9,045.00
Sewers .....	6,825.00
<b>Health and Charities</b>	
Health service .....	575.00
Poor (including relief) .....	1,480.00
Hospitals (aid and maintenance) ..	.....
Other .....	.....
<b>Recreation</b>	
Beaches and boardwalks .....	.....
Parks and playgrounds .....	.....
Other .....	.....
<b>Educational</b>	
(Exclusive of school districts) ..	390.00
<b>Unclassified Purposes</b>	
(Including contingent) .....	150.00
<b>SUB-TOTAL—Municipal functions..</b>	<b>\$64,780.00</b>
<b>Per Capita—Municipal functions ....</b>	
Capital imp'ts and capital imp't fund	\$392.53
<b>Debt Service</b>	
Principal payments ..	.....
Interest payments ..	\$50.00
Total .....	50.00
<b>Per Capita Debt Service .....</b>	
<b>Deferred Charges and Statutory Expenditures</b>	<b>\$0.04</b>
Emergencies .....	.....
Other deferred chgs. ....	\$788.68
Total .....	788.68
<b>TOTAL—Municipal expenditures ...</b>	<b>\$66,011.21</b>
<b>Required Payments for Local School, County, and Special District Taxes .....</b>	
	<b>38,384.63</b>
<b>TOTAL EXPENDITURES AND REQUIRED PAYMENTS .....</b>	<b>\$104,395.84</b>
Reserve for uncollected taxes .....	\$11,542.62
<b>GRAND TOTAL—Budget .....</b>	<b>\$115,938.46</b>

**Required Payments for Local School, County, and Special District Taxes .....** 38,384.63

**TOTAL EXPENDITURES AND REQUIRED PAYMENTS .....** \$104,395.84

Reserve for uncollected taxes .....

**GRAND TOTAL—Budget .....** \$115,938.46

### RECEIPTS AND REVENUES REALIZED IN 1950 TO MEET EXPENDITURES AND RE- QUIRED PAYMENTS

Surplus revenue appropriated ..	\$12,000.00
Miscellaneous revenues realized.	16,625.18
State aid revenues realized .....	948.00
Delinquent taxes including	.....
liens—1950 collections .....	9,574.05
Current taxes—1950 collections..	76,147.30
Emergency borrowings .....	.....
<b>TOTAL RECEIPTS AND REVENUES REALIZED .....</b>	<b>\$115,294.53</b>

### CAPITAL OUTLAY—1950

Beaches and boardwalks .....	.....
Buildings and equipment .....	.....
Parks and playgrounds .....	.....
Sewers .....	.....
Streets, roads and bridges .....	.....
Water supply .....	\$9,006.70
Other .....	.....

<b>Tax rate .....</b>	<b>\$8.82</b>
Local school tax rate .....	2.53
County tax rate .....	1.52
Local purpose tax rate .....	4.77

### TAXES

Local school tax ...	\$24,000.00	
County taxes .....	14,384.63	
Special district taxes .....	.....	
Local purpose levy .....	.....	\$38,384.63
Total tax levy (tax duplicate) ..	.....	45,290.00
		<b>\$83,674.63</b>

**Per Capita Total Tax Levy .....** \$64.96

### Current

1950 taxes levied (total) .....	\$83,695.35
Collected in 1950 .....	76,147.30
Per cent of levy col- lected in 1950 ..	90.98
Transferred to liens .....	35.28
Cancelled, abated or adjusted ..	167.58
Outstanding December 31, 1950 ..	\$7,345.19

### All Prior Years Outstanding

Balance January 1, 1950 .....	\$9,574.05
Collected in 1950 .....	9,574.05
Balance December 31, 1950 .....	.....

### Tax Title Liens Outstanding

Balance January 1, 1950 .....	\$73.81
Redeemed by cash .....	.....
Balance December 31, 1950 .....	\$109.09

### Property Acquired by Deed or Foreclosure

Balance January 1, 1950 .....	\$1,700.00
Sale for cash .....	.....
Balance December 31, 1950 .....	\$1,700.00

### CAPITAL DEBT, DECEMBER 31, 1950

#### Gross Debt

School debt .....	.....
Self-liquidating debt. ....	\$11,861.00
Other capital debt ..	.....

**TOTAL GROSS DEBT .....** \$11,861.00  
**Per Capita Gross Debt .....** \$9.21

#### Deductions for

School debt .....	.....
Self-liquidating debt. ....	\$11,861.00
Other capital debt ..	.....

**TOTAL DEDUCTIONS .....** 11,861.00

**NET DEBT .....**

#### Average Assessed Valuations

**Real Property 1948-1949-1950..** \$933,450.00  
**Per Cent of Net Debt .....**

### CURRENT FINANCES DECEMBER 31, 1950

Cash .....	\$34,067.86
Taxes receivable .....	7,345.19
Tax title liens .....	109.09
Foreclosed property .....	1,700.00
Accounts receivable .....	83.33
State road aid receivable .....	.....
Emergencies and deferred charges ..	.....
<b>TOTAL ASSETS .....</b>	<b>\$43,305.47</b>

Cash liabilities .....	\$13,681.09
Reserves .....	9,237.61
Surplus revenue .....	20,386.77

**TOTAL LIABILITIES AND SURPLUS .....** \$43,305.47

## SOUTH BOUND BROOK BOROUGH—SOMERSET COUNTY

Population Census, 1950—2,898  
1940—1,928

Land Area 0.9 sq. mi.

Net Valuation Taxable \$2,157,871

### EXPENDITURES AND RE- QUIRED PAYMENTS FOR 1950

<b>General Government</b>	
Administrative and executive .....	\$12,027.86
Assessment and collection of taxes .....	4,100.00
Finance Department .....	.....
<b>Protection to Persons &amp; Property</b>	
Fire .....	5,332.17
Police .....	16,473.43
Other .....	.....
<b>Streets and Roads</b>	
Repairs and maintenance .....	17,917.04
Street lighting .....	3,250.00
<b>Sanitation</b>	
Street cleaning .....	.....
Garbage and ash removal .....	.....
Sewers .....	4,000.00
<b>Health and Charities</b>	
Health service .....	1,795.00
Poor (including relief) .....	1,500.00
Hospitals (aid and maintenance) .....	.....
Other .....	.....
<b>Recreation</b>	
Beaches and boardwalks .....	.....
Parks and playgrounds .....	1,800.00
Other .....	.....
<b>Educational</b> (Exclusive of school districts) ..	
.....	.....
<b>Unclassified Purposes</b> (Including contingent) .....	
.....	800.00
<b>SUB-TOTAL—Municipal functions..</b>	<b>\$68,995.00</b>

<b>Per Capita—Municipal functions ....</b>	<b>\$23.81</b>
Capital imp'ts and capital imp't fund	\$4,661.11
<b>Debt Service</b>	
Principal payments .	\$3,800.00
Interest payments ..	628.75
Total .....	4,428.75
<b>Per Capita Debt Service .....</b>	<b>\$1.53</b>
<b>Deferred Charges and Statutory Expenditures</b>	
Emergencies .....	\$300.00
Other deferred chgs.	1,434.65
Total .....	1,734.65

<b>TOTAL—Municipal expenditures ...</b>	<b>\$79,819.51</b>
<b>Required Payments for Local School, County, and Special District Taxes .....</b>	<b>84,886.13</b>

### TOTAL EXPENDITURES AND REQUIRED PAYMENTS .....

Reserve for uncollected taxes .....	\$11,739.72
<b>GRAND TOTAL—Budget .....</b>	<b>\$176,445.36</b>

### RECEIPTS AND REVENUES REALIZED IN 1950 TO MEET EXPENDITURES AND RE- QUIRED PAYMENTS

Surplus revenue appropriated ..	\$15,000.00
Miscellaneous revenues realized.	17,035.82
State aid revenues realized .....	3,292.00
<b>Delinquent taxes including</b>	
liens—1950 collections .....	7,107.42
Current taxes—1950 collections..	130,909.60
Emergency borrowings .....	.....
<b>TOTAL RECEIPTS AND REVENUES REALIZED .....</b>	<b>\$173,344.84</b>

### CAPITAL OUTLAY—1950

Beaches and boardwalks .....	.....
Buildings and equipment .....	\$7,641.50
Parks and playgrounds .....	.....
Sewers .....	.....
Streets, roads and bridges .....	850.64
Water supply .....	.....
Other .....	.....

<b>Tax rate .....</b>	<b>\$6.50</b>
Local school tax rate .....	3.01
County tax rate .....	0.92
Local purpose tax rate .....	2.57

### TAXES

Local school tax ...	\$65,029.30	
County taxes .....	19,856.83	
Special district taxes .....	.....	
Local purpose levy .....	.....	\$84,886.13
<b>Total tax levy (tax duplicate) ..</b>	<b>\$140,043.36</b>	
<b>Per Capita Total Tax Levy .....</b>		
		<b>\$48.32</b>
<b>Current</b>		
1950 taxes levied (total) .....		\$140,312.23
Collected in 1950 .....		130,909.60
Per cent of levy col- lected in 1950 ...	93.30	
Transferred to liens .....		755.60
Cancelled, abated or adjusted .....		510.67
Outstanding December 31, 1950 ..		<b>\$8,136.36</b>

### All Prior Years Outstanding

Balance January 1, 1950 .....	\$22,323.12
Collected in 1950 .....	7,060.26
Balance December 31, 1950 .....	<b>\$14,338.81</b>

### Tax Title Liens Outstanding

Balance January 1, 1950 .....	\$8,112.61
Redeemed by cash .....	47.16
Balance December 31, 1950 .....	<b>\$9,121.74</b>

### Property Acquired by Deed or Foreclosure

Balance January 1, 1950 .....	\$31,967.00
Sale for cash .....	3,251.00
Balance December 31, 1950 .....	<b>\$28,792.00</b>

### CAPITAL DEBT, DECEMBER 31, 1950

<b>Gross Debt</b>	
School debt .....	.....
Self-liquidating debt. ....	.....
Other capital debt ..	\$34,950.00
<b>TOTAL GROSS DEBT .....</b>	<b>\$34,950.00</b>
<b>Per Capita Gross Debt .....</b>	<b>\$12.06</b>

### Deductions for

School debt .....	.....
Self-liquidating debt. ....	.....
Other capital debt ..	\$1,319.00
<b>TOTAL DEDUCTIONS .....</b>	<b>1,319.00</b>
<b>NET DEBT .....</b>	<b>\$33,631.00</b>

### Average Assessed Valuations

Real Property 1948-1949-1950..	\$1,840,442.00
Per Cent of Net Debt .....	1.82

### CURRENT FINANCES DECEMBER 31, 1950

Cash .....	\$51,466.16
Taxes receivable .....	22,475.17
Tax title liens .....	9,121.74
Foreclosed property .....	28,792.00
Accounts receivable .....	112.76
State road aid receivable .....	6,584.00
Emergencies and deferred charges ..	.....
<b>TOTAL ASSETS .....</b>	<b>\$118,551.83</b>
Cash liabilities .....	\$11,661.30
Reserves .....	60,501.67
Surplus revenue .....	46,388.86

### TOTAL LIABILITIES AND SURPLUS .....

**\$118,551.83**

**SOUTH BRUNSWICK TOWNSHIP—MIDDLESEX COUNTY**

Population Census, 1950—3,998      Land Area 41.4 sq. mi.      Net Valuation Taxable \$3,720,949  
 1940—3,129

<b>EXPENDITURES AND REQUIRED PAYMENTS FOR 1950</b>	
<b>General Government</b>	
Administrative and executive .....	\$8,300.00
Assessment and collection of taxes .....	6,400.00
Finance Department .....	850.00
<b>Protection to Persons &amp; Property</b>	
Fire .....	3,300.00
Police .....	6,250.00
Other .....	.....
<b>Streets and Roads</b>	
Repairs and maintenance .....	21,700.00
Street lighting .....	6,000.00
<b>Sanitation</b>	
Street cleaning .....	.....
Garbage and ash removal .....	1,200.00
Sewers .....	.....
<b>Health and Charities</b>	
Health service .....	2,750.00
Poor (including relief) .....	2,600.00
Hospitals (aid and maintenance) .....	700.00
Other .....	.....
<b>Recreation</b>	
Beaches and boardwalks .....	.....
Parks and playgrounds .....	200.00
Other .....	.....
<b>Educational</b>	
(Exclusive of school districts) ..	.....
<b>Unclassified Purposes</b>	
(Including contingent) .....	800.00
<b>SUB-TOTAL—Municipal functions..</b>	<b>\$61,050.00</b>
<b>Per Capita—Municipal functions .....</b>	<b>\$15.27</b>
Capital imp'ts and capital imp't fund .....	\$1,000.00
<b>Debt Service</b>	
Principal payments ..	\$7,800.00
Interest payments ..	179.57
<b>Total .....</b>	<b>7,979.57</b>
<b>Per Capita Debt Service .....</b>	
<b>.....</b>	<b>\$2.00</b>
<b>Deferred Charges and Statutory Expenditures</b>	
Emergencies .....	\$2,450.00
Other deferred chgs. ..	21.79
<b>Total .....</b>	<b>2,471.79</b>
<b>TOTAL—Municipal expenditures ..</b>	<b>\$72,501.36</b>
<b>Required Payments for Local School, County, and Special District Taxes .....</b>	
<b>.....</b>	<b>181,612.02</b>
<b>TOTAL EXPENDITURES AND REQUIRED PAYMENTS .....</b>	<b>\$254,113.38</b>
Reserve for uncollected taxes .....	\$26,996.21
<b>GRAND TOTAL—Budget .....</b>	<b>\$281,109.59</b>
<b>RECEIPTS AND REVENUES REALIZED IN 1950 TO MEET EXPENDITURES AND REQUIRED PAYMENTS</b>	
Surplus revenue appropriated ..	\$35,000.00
Miscellaneous revenues realized ..	61,675.72
State aid revenues realized .....	9,868.00
<b>Delinquent taxes including</b>	
<b>liens—1950 collections .....</b>	<b>17,760.60</b>
<b>Current taxes—1950 collections..</b>	<b>164,472.98</b>
<b>Emergency borrowings .....</b>	<b>.....</b>
<b>TOTAL RECEIPTS AND REVENUES REALIZED .....</b>	<b>\$288,777.30</b>

<b>Tax rate .....</b>	<b>\$4.89</b>
Local school tax rate .....	3.27
County tax rate .....	1.62
Local purpose tax rate .....	.....

<b>TAXES</b>	
Local school tax ...	\$121,394.58
County taxes .....	60,217.44
Special district taxes .....	.....

Local purpose levy .....	\$181,612.02
<b>Total tax levy (tax duplicate) ..</b>	<b>\$181,612.02</b>

<b>Per Capita Total Tax Levy .....</b>	<b>\$45.43</b>
----------------------------------------	----------------

<b>Current</b>	
1950 taxes levied (total) .....	\$183,392.64
Collected in 1950 .....	164,472.98
Per cent of levy collected in 1950 ...	89.68
Transferred to liens .....	764.39
Cancelled, abated or adjusted .....	667.51
Outstanding December 31, 1950 ..	\$17,487.76

<b>All Prior Years Outstanding</b>	
Balance January 1, 1950 .....	\$17,566.03
Collected in 1950 .....	16,051.93
Balance December 31, 1950 .....	\$1,439.80

<b>Tax Title Liens Outstanding</b>	
Balance January 1, 1950 .....	\$14,806.63
Redeemed by cash .....	1,708.67
Balance December 31, 1950 .....	\$14,921.78

<b>Property Acquired by Deed or Foreclosure</b>	
Balance January 1, 1950 .....	\$3,370.00
Sale for cash .....	.....
Balance December 31, 1950 .....	\$3,370.00

**CAPITAL DEBT, DECEMBER 31, 1950**

<b>Gross Debt</b>	
School debt .....	\$150,000.00
Self-liquidating debt ..	.....
Other capital debt ..	22,500.00

<b>TOTAL GROSS DEBT .....</b>	<b>\$172,500.00</b>
<b>Per Capita Gross Debt .....</b>	<b>\$43.15</b>

<b>Deductions for</b>	
School debt .....	\$150,000.00
Self-liquidating debt ..	.....
Other capital debt ..	.....

<b>TOTAL DEDUCTIONS .....</b>	<b>150,000.00</b>
<b>NET DEBT .....</b>	<b>\$22,500.00</b>

<b>Average Assessed Valuations</b>	
Real Property 1948-1949-1950..	\$2,992,987.00
Per Cent of Net Debt .....	0.75

**CURRENT FINANCES DECEMBER 31, 1950**

Cash .....	\$78,234.22
Taxes receivable .....	18,927.56
Tax title liens .....	14,921.78
Foreclosed property .....	3,370.00
Accounts receivable .....	.....
State road aid receivable .....	.....
Emergencies and deferred charges ..	109.00

<b>TOTAL ASSETS .....</b>	<b>\$115,562.56</b>
---------------------------	---------------------

Cash liabilities .....	\$6,245.10
Reserves .....	37,219.34
Surplus revenue .....	72,098.12

<b>TOTAL LIABILITIES AND SURPLUS .....</b>	<b>\$115,562.56</b>
--------------------------------------------	---------------------

<b>CAPITAL OUTLAY—1950</b>	
Beaches and boardwalks .....	.....
Buildings and equipment .....	.....
Parks and playgrounds .....	.....
Sewers .....	.....
Streets, roads and bridges .....	\$3,223.35
Water supply .....	.....
Other .....	.....

## SOUTH HACKENSACK TOWNSHIP—BERGEN COUNTY

Population Census, 1950—1,398  
1940—1,241

Land Area 0.5 sq. mi.

Net Valuation Taxable \$2,001,765

### EXPENDITURES AND RE- QUIRED PAYMENTS FOR 1950

<b>General Government</b>	
Administrative and executive . . .	\$9,467.97
Assessment and collection of taxes	12,245.00
Finance Department . . . . .	.....
<b>Protection to Persons &amp; Property</b>	
Fire . . . . .	10,110.00
Police . . . . .	13,800.00
Other . . . . .	.....
<b>Streets and Roads</b>	
Repairs and maintenance . . . . .	27,037.03
Street lighting . . . . .	1,760.00
<b>Sanitation</b>	
Street cleaning . . . . .	.....
Garbage and ash removal . . . . .	.....
Sewers . . . . .	.....
<b>Health and Charities</b>	
Health service . . . . .	925.00
Poor (including relief) . . . . .	385.00
Hospitals (aid and maintenance) . . . . .	.....
Other . . . . .	.....
<b>Recreation</b>	
Beaches and boardwalks . . . . .	.....
Parks and playgrounds . . . . .	.....
Other . . . . .	.....
<b>Educational</b>	
(Exclusive of school districts) . . . . .	.....
<b>Unclassified Purposes</b>	
(Including contingent) . . . . .	867.00
<b>SUB-TOTAL—Municipal functions..</b>	<b>\$76,597.00</b>

<b>Per Capita—Municipal functions . . . . .</b>	<b>\$54.79</b>
Capital imp'ts and capital imp't fund . . . . .	.....
<b>Debt Service</b>	
Principal payments . . . . .	\$1,000.00
Interest payments . . . . .	3,100.00
<b>Total . . . . .</b>	<b>\$4,100.00</b>
<b>Per Capita Debt Service . . . . .</b>	<b>\$2.93</b>
<b>Deferred Charges and Statutory Expenditures</b>	
Emergencies . . . . .	\$14,664.82
Other deferred chgs. . . . .	1,137.65
<b>Total . . . . .</b>	<b>15,802.47</b>

**TOTAL—Municipal expenditures . . . . .** **\$96,499.47**

**Required Payments for Local School, County, and Special District Taxes . . . . .** **46,827.21**

**TOTAL EXPENDITURES AND REQUIRED PAYMENTS . . . . .** **\$143,326.68**

Reserve for uncollected taxes . . . . . \$9,584.56

**GRAND TOTAL—Budget . . . . .** **\$152,911.24**

### RECEIPTS AND REVENUES REALIZED IN 1950 TO MEET EXPENDITURES AND RE- QUIRED PAYMENTS

Surplus revenue appropriated . . . . .	\$14,687.34
Miscellaneous revenues realized . . . . .	21,868.97
State aid revenues realized . . . . .	5,750.20
<b>Delinquent taxes including</b>	
liens—1950 collections . . . . .	6,509.03
Current taxes—1950 collections..	102,061.56
Emergency borrowings . . . . .	.....
<b>TOTAL RECEIPTS AND REVENUES REALIZED . . . . .</b>	<b>\$150,877.10</b>

### CAPITAL OUTLAY—1950

Beaches and boardwalks . . . . .	.....
Buildings and equipment . . . . .	.....
Parks and playgrounds . . . . .	.....
Sewers . . . . .	.....
Streets, roads and bridges . . . . .	.....
Water supply . . . . .	.....
Other . . . . .	.....

<b>Tax rate . . . . .</b>	<b>\$5.20</b>
Local school tax rate . . . . .	1.52
County tax rate . . . . .	0.82
Local purpose tax rate . . . . .	2.86

### TAXES

Local school tax . . . . .	\$30,462.86
County taxes . . . . .	16,364.35
Special district taxes . . . . .	.....
<b>Local purpose levy . . . . .</b>	<b>\$46,827.21</b>
<b>Total tax levy (tax duplicate) ..</b>	<b>\$104,011.90</b>
<b>Per Capita Total Tax Levy . . . . .</b> <b>\$74.40</b>	

<b>Current</b>	
1950 taxes levied (total) . . . . .	\$105,553.17
Collected in 1950 . . . . .	102,061.56
Per cent of levy col- lected in 1950 . . . . .	96.69
Transferred to liens . . . . .	221.00
Cancelled, abated or adjusted . . . . .	14.80
Outstanding December 31, 1950 ..	\$3,255.81

<b>All Prior Years Outstanding</b>	
Balance January 1, 1950 . . . . .	\$6,580.67
Collected in 1950 . . . . .	6,418.43
Balance December 31, 1950 . . . . .	\$162.24

<b>Tax Title Liens Outstanding</b>	
Balance January 1, 1950 . . . . .	\$6,406.93
Redeemed by cash . . . . .	90.60
Balance December 31, 1950 . . . . .	\$5,956.58

<b>Property Acquired by Deed or Foreclosure</b>	
Balance January 1, 1950 . . . . .	\$18,040.00
Sale for cash . . . . .	965.00
Balance December 31, 1950 . . . . .	\$16,075.00

### CAPITAL DEBT, DECEMBER 31, 1950

<b>Gross Debt</b>	
School debt . . . . .	\$94,000.00
Self-liquidating debt. . . . .	.....
Other capital debt . . . . .	.....
<b>TOTAL GROSS DEBT . . . . .</b>	<b>\$94,000.00</b>
<b>Per Capita Gross Debt . . . . .</b>	<b>\$67.24</b>

<b>Deductions for</b>	
School debt . . . . .	.....
Self-liquidating debt. . . . .	.....
Other capital debt . . . . .	.....
<b>TOTAL DEDUCTIONS . . . . .</b>	<b>.....</b>
<b>NET DEBT . . . . .</b>	<b>\$94,000.00</b>

<b>Average Assessed Valuations</b>	
Real Property 1948-1949-1950..	\$1,436,800.00
Per Cent of Net Debt . . . . .	6.54

### CURRENT FINANCES DECEMBER 31, 1950

Cash . . . . .	\$31,843.96
Taxes receivable . . . . .	3,418.05
Tax title liens . . . . .	5,956.58
Foreclosed property . . . . .	16,075.00
Accounts receivable . . . . .	1,314.32
State road aid receivable . . . . .	.....
Emergencies and deferred charges . . . . .	5,400.00
<b>TOTAL ASSETS . . . . .</b>	<b>\$64,007.91</b>

Cash liabilities . . . . .	\$18,632.88
Reserves . . . . .	26,763.95
Surplus revenue . . . . .	18,611.08
<b>TOTAL LIABILITIES AND SURPLUS . . . . .</b>	<b>\$64,007.91</b>

**SOUTH HARRISON TOWNSHIP—GLOUCESTER COUNTY**

Population Census, 1950—871  
1940—686

Land Area 15.81 sq. mi.

Net Valuation Taxable \$502,192

**EXPENDITURES AND REQUIRED PAYMENTS FOR 1950**

<b>General Government</b>	
Administrative and executive .....	\$1,900.00
Assessment and collection of taxes .....	1,450.00
Finance Department .....	150.00
<b>Protection to Persons &amp; Property</b>	
Fire .....	800.00
Police .....	20.00
Other .....	.....
<b>Streets and Roads</b>	
Repairs and maintenance .....	6,800.00
Street lighting .....	500.00
<b>Sanitation</b>	
Street cleaning .....	.....
Garbage and ash removal .....	.....
Sewers .....	.....
<b>Health and Charities</b>	
Health service .....	400.00
Poor (including relief) .....	250.00
Hospitals (aid and maintenance) .....	.....
Other .....	.....
<b>Recreation</b>	
Beaches and boardwalks .....	.....
Parks and playgrounds .....	.....
Other .....	.....
<b>Educational</b>	
(Exclusive of school districts) ..	.....
<b>Unclassified Purposes</b>	
(Including contingent) .....	200.00
<b>SUB-TOTAL—Municipal functions..</b>	<b>\$12,470.00</b>

<b>Per Capita—Municipal functions .....</b>	<b>\$14.32</b>
Capital imp'ts and capital imp't fund .....	\$6,700.00
<b>Debt Service</b>	
Principal payments ..	.....
Interest payments ..	.....
Total .....	.....
<b>Per Capita Debt Service .....</b>	
<b>Deferred Charges and Statutory Expenditures</b>	
Emergencies .....	.....
Other deferred chgs. ....	.....
Total .....	.....

**TOTAL—Municipal expenditures ... \$19,170.00**

**Required Payments for Local School, County, and Special District Taxes .....** 31,859.82

**TOTAL EXPENDITURES AND REQUIRED PAYMENTS .....** \$51,029.82

Reserve for uncollected taxes .....

**GRAND TOTAL—Budget .....** \$61,065.78

**RECEIPTS AND REVENUES REALIZED IN 1950 TO MEET EXPENDITURES AND REQUIRED PAYMENTS**

Surplus revenue appropriated ..	\$8,992.96
Miscellaneous revenues realized.	4,609.46
State aid revenues realized .....	7,826.00
Delinquent taxes including	.....
liens—1950 collections .....	6,688.93
Current taxes—1950 collections..	32,937.07
Emergency borrowings .....	.....

**TOTAL RECEIPTS AND REVENUES REALIZED .....** \$61,054.42

**CAPITAL OUTLAY—1950**

Beaches and boardwalks .....	.....
Buildings and equipment .....	.....
Parks and playgrounds .....	.....
Sewers .....	.....
Streets, roads and bridges .....	.....
Water supply .....	.....
Other .....	.....

<b>Tax rate .....</b>	<b>\$7.88</b>
Local school tax rate .....	5.35
County tax rate .....	1.00
Local purpose tax rate .....	1.53

**TAXES**

Local school tax ...	\$26,850.00	
County taxes .....	5,009.82	
Special district taxes .....	.....	
Local purpose levy .....	.....	\$31,859.82
		7,587.00
<b>Total tax levy (tax duplicate) ..</b>		<b>\$39,446.82</b>

**Per Capita Total Tax Levy .....** \$45.29

<b>Current</b>	
1950 taxes levied (total) .....	\$39,572.73
Collected in 1950 .....	32,937.07
Per cent of levy col- lected in 1950 ...	83.23
Transferred to liens .....	224.58
Cancelled, abated or adjusted .....	.....
Outstanding December 31, 1950 ..	\$6,411.08

<b>All Prior Years Outstanding</b>	
Balance January 1, 1950 .....	\$6,829.53
Collected in 1950 .....	6,488.93
Balance December 31, 1950 .....	\$131.36

<b>Tax Title Liens Outstanding</b>	
Balance January 1, 1950 .....	\$1,366.33
Redeemed by cash .....	200.00
Balance December 31, 1950 .....	\$1,390.91

<b>Property Acquired by Deed or Foreclosure</b>	
Balance January 1, 1950 .....	.....
Sale for cash .....	.....
Balance December 31, 1950 .....	.....

**CAPITAL DEBT, DECEMBER 31, 1950**

<b>Gross Debt</b>	
School debt .....	\$56,500.00
Self-liquidating debt. ....	.....
Other capital debt ..	.....

**TOTAL GROSS DEBT .....** \$56,500.00

**Per Capita Gross Debt .....** \$64.87

<b>Deductions for</b>	
School debt .....	\$26,271.00
Self-liquidating debt. ....	.....
Other capital debt ..	.....

**TOTAL DEDUCTIONS .....** 26,271.00

**NET DEBT .....** \$30,229.00

<b>Average Assessed Valuations</b>	
Real Property 1948-1949-1950..	\$437,854.00
Per Cent of Net Debt .....	6.90

**CURRENT FINANCES DECEMBER 31, 1950**

Cash .....	\$29,621.51
Taxes receivable .....	6,542.44
Tax title liens .....	1,390.91
Foreclosed property .....	.....
Accounts receivable .....	82.37
State road aid receivable .....	.....
Emergencies and deferred charges ..	.....

**TOTAL ASSETS .....** \$37,637.23

Cash liabilities .....	\$3,600.63
Reserves .....	8,015.72
Surplus revenue .....	26,020.88

**TOTAL LIABILITIES AND SURPLUS .....** \$37,637.23

## SOUTH ORANGE VILLAGE—ESSEX COUNTY

Population Census, 1950—15,175      Land Area 2.7 sq. mi.      Net Valuation Taxable \$33,878,434  
 1940—13,742

<b>EXPENDITURES AND RE-REQUIRED PAYMENTS FOR 1950</b>	
<b>General Government</b>	
Administrative and executive .....	\$48,719.27
Assessment and collection of taxes .....	28,340.20
Finance Department .....	14,169.84
<b>Protection to Persons &amp; Property</b>	
Fire .....	110,176.12
Police .....	178,824.10
Other .....	18,000.00
<b>Streets and Roads</b>	
Repairs and maintenance .....	93,708.89
Street lighting .....	36,149.40
<b>Sanitation</b>	
Street cleaning .....	900.00
Garbage and ash removal .....	24,532.25
Sewers .....	
<b>Health and Charities</b>	
Health service .....	22,600.15
Poor (including relief) .....	6,647.33
Hospitals (aid and maintenance) .....	11,600.00
Other .....	
<b>Recreation</b>	
Beaches and boardwalks .....	
Parks and playgrounds .....	48,970.82
Other .....	
<b>Educational</b>	
(Exclusive of school districts) ..	29,977.26
<b>Unclassified Purposes</b>	
(Including contingent) .....	49,781.98
<b>SUB-TOTAL—Municipal functions..</b>	<b>\$723,097.61</b>

<b>Per Capita—Municipal functions .....</b>	<b>\$47.65</b>
Capital imp'ts and capital imp't fund .....	\$72,692.64
<b>Debt Service</b>	
Principal payments ..	\$79,000.00
Interest payments ..	27,138.00
<b>Total .....</b>	<b>106,138.00</b>
<b>Per Capita Debt Service .....</b>	
<b>Deferred Charges and Statutory Expenditures</b>	<b>\$6.99</b>
Emergencies .....	\$3,000.00
Other deferred chgs. ....	71,459.95
<b>Total .....</b>	<b>74,459.95</b>

<b>TOTAL—Municipal expenditures ..</b>	<b>\$976,388.20</b>
<b>Required Payments for Local School, County, and Special District Taxes .....</b>	
	<b>1,086,686.39</b>

<b>TOTAL EXPENDITURES AND REQUIRED PAYMENTS .....</b>	<b>\$2,063,074.59</b>
Reserve for uncollected taxes .....	\$167,007.05
<b>GRAND TOTAL—Budget .....</b>	<b>\$2,230,081.64</b>

<b>RECEIPTS AND REVENUES REALIZED IN 1950 TO MEET EXPENDITURES AND RE-REQUIRED PAYMENTS</b>	
Surplus revenue appropriated ..	\$144,000.00
Miscellaneous revenues realized ..	196,203.65
State aid revenues realized .....	10,309.00
<b>Delinquent taxes including</b>	
Liens—1950 collections .....	66,444.17
Current taxes—1950 collections..	1,792,123.09
Emergency borrowings .....	
<b>TOTAL RECEIPTS AND REVENUES REALIZED .....</b>	<b>\$2,209,079.91</b>

<b>CAPITAL OUTLAY—1950</b>	
Beaches and boardwalks .....	
Buildings and equipment .....	\$18,928.15
Parks and playgrounds .....	6,414.35
Sewers .....	4,287.42
Streets, roads and bridges .....	1,518.47
Water supply .....	296,561.69
Other .....	

<b>Tax rate .....</b>	<b>\$5.45</b>
Local school tax rate .....	2.28
County tax rate .....	0.92
Local purpose tax rate .....	2.25

<b>TAXES</b>	
Local school tax ...	\$773,006.94
County taxes .....	313,679.45
Special district taxes .....	
Local purpose levy .....	\$1,086,686.39
	757,636.00
<b>Total tax levy (tax duplicate) ..</b>	<b>\$1,844,322.39</b>
<b>Per Capita Total Tax Levy .....</b>	
	<b>\$121.54</b>
<b>Current</b>	
1950 taxes levied (total) .....	\$1,856,061.77
Collected in 1950 .....	1,792,123.09
Per cent of levy collected in 1950 ...	96.55
Transferred to liens .....	599.50
Cancelled, abated or adjusted .....	1,940.20
Outstanding December 31, 1950 ..	\$61,398.98

<b>All Prior Years Outstanding</b>	
Balance January 1, 1950 .....	\$71,362.33
Collected in 1950 .....	66,444.17
Balance December 31, 1950 .....	\$3,245.44

<b>Tax Title Liens Outstanding</b>	
Balance January 1, 1950 .....	\$10,188.18
Redeemed by cash .....	
Balance December 31, 1950 .....	\$10,787.68

<b>Property Acquired by Deed or Foreclosure</b>	
Balance January 1, 1950 .....	\$13,600.00
Sale for cash .....	2,200.00
Balance December 31, 1950 .....	\$12,200.00

<b>CAPITAL DEBT, DECEMBER 31, 1950</b>	
<b>Gross Debt</b>	
School debt .....	\$692,654.00
Self-liquidating debt. ....	855,000.00
Other capital debt ..	630,800.00
<b>TOTAL GROSS DEBT .....</b>	<b>\$2,178,454.00</b>
<b>Per Capita Gross Debt .....</b>	<b>\$143.56</b>

<b>Deductions for</b>	
School debt .....	\$692,654.00
Self-liquidating debt. ....	855,000.00
Other capital debt ..	
<b>TOTAL DEDUCTIONS .....</b>	<b>1,547,654.00</b>
<b>NET DEBT .....</b>	<b>\$630,800.00</b>

<b>Average Assessed Valuations</b>	
Real Property 1948-1949-1950..	\$30,959,659.00
Per Cent of Net Debt .....	2.03

<b>CURRENT FINANCES DECEMBER 31, 1950</b>	
Cash .....	\$450,423.01
Taxes receivable .....	64,644.42
Tax title liens .....	10,787.68
Foreclosed property .....	12,200.00
Accounts receivable .....	1,024.02
State road aid receivable .....	30,829.00
Emergencies and deferred charges ..	13,000.00
<b>TOTAL ASSETS .....</b>	<b>\$582,908.13</b>
Cash liabilities .....	\$72,330.18
Reserves .....	88,656.12
Surplus revenue .....	421,921.83
<b>TOTAL LIABILITIES AND SURPLUS .....</b>	<b>\$582,908.13</b>

## SOUTH PLAINFIELD BOROUGH—MIDDLESEX COUNTY

Population Census, 1950—8,012  
1940—5,379

Land Area 8.2 sq. mi.

Net Valuation Taxable \$5,585,309

### EXPENDITURES AND REQUIRED PAYMENTS FOR 1950

<b>General Government</b>		
Administrative and executive . . .	\$47,355.00	
Assessment and collection of taxes	820.00	
Finance Department . . . . .		
<b>Protection to Persons &amp; Property</b>		
Fire . . . . .	22,875.00	
Police . . . . .	44,175.00	
Other . . . . .		
<b>Streets and Roads</b>		
Repairs and maintenance . . . . .	35,300.00	
Street lighting . . . . .	9,750.00	
<b>Sanitation</b>		
Street cleaning . . . . .		
Garbage and ash removal . . . . .		
Sewers . . . . .		
<b>Health and Charities</b>		
Health service . . . . .	7,150.00	
Poor (including relief) . . . . .	7,000.00	
Hospitals (aid and maintenance) . .	500.00	
Other . . . . .		
<b>Recreation</b>		
Beaches and boardwalks . . . . .		
Parks and playgrounds . . . . .	5,700.00	
Other . . . . .		
<b>Educational</b>		
(Exclusive of school districts) . .	2,000.00	
<b>Unclassified Purposes</b>		
(Including contingent) . . . . .	2,150.00	
<b>SUB-TOTAL—Municipal functions..</b>	<b>\$184,775.00</b>	

<b>Per Capita—Municipal functions . . . . .</b>		<b>\$23.06</b>
Capital imp'ts and capital imp't fund	\$19,600.00	
<b>Debt Service</b>		
Principal payments . . . . .	\$22,000.00	
Interest payments . . . . .	16,320.00	
<b>Total . . . . .</b>	<b>38,320.00</b>	
<b>Per Capita Debt Service . . . . .</b>		<b>\$4.78</b>
<b>Deferred Charges and Statutory Expenditures</b>		
Emergencies . . . . .	\$3,000.00	
Other deferred chgs. . . . .		
<b>Total . . . . .</b>	<b>3,000.00</b>	

<b>TOTAL—Municipal expenditures . .</b>	<b>\$245,695.00</b>
<b>Required Payments for Local School, County, and Special District Taxes . . . . .</b>	
	302,396.96

<b>TOTAL EXPENDITURES AND REQUIRED PAYMENTS . . . . .</b>	<b>\$548,091.96</b>
Reserve for uncollected taxes . . . . .	\$59,340.37
<b>GRAND TOTAL—Budget . . . . .</b>	<b>\$607,432.33</b>

<b>RECEIPTS AND REVENUES REALIZED IN 1950 TO MEET EXPENDITURES AND REQUIRED PAYMENTS</b>	
Surplus revenue appropriated . . . . .	\$55,267.15
Miscellaneous revenues realized . . .	91,527.38
State aid revenues realized . . . . .	17,119.00
Delinquent taxes including liens—1950 collections . . . . .	27,705.32
Current taxes—1950 collections..	393,584.63
Emergency borrowings . . . . .	
<b>TOTAL RECEIPTS AND REVENUES REALIZED . . . . .</b>	<b>\$585,203.48</b>

<b>CAPITAL OUTLAY—1950</b>	
Beaches and boardwalks . . . . .	
Buildings and equipment . . . . .	\$3,892.81
Parks and playgrounds . . . . .	
Sewers . . . . .	
Streets, roads and bridges . . . . .	
Water supply . . . . .	
Other . . . . .	

<b>Tax rate . . . . .</b>	<b>\$7.66</b>
Local school tax rate . . . . .	3.81
County tax rate . . . . .	1.62
Local purpose tax rate . . . . .	2.23

### TAXES

Local school tax . . . . .	\$212,600.98	
County taxes . . . . .	89,795.98	
Special district taxes . . . . .		
<b>Local purpose levy . . . . .</b>	<b>125,904.22</b>	
<b>Total tax levy (tax duplicate) . .</b>	<b>\$428,301.18</b>	

<b>Per Capita Total Tax Levy . . . . .</b>	<b>\$53.46</b>
--------------------------------------------	----------------

<b>Current</b>	
1949 taxes levied (total) . . . . .	\$444,036.59
Collected in 1950 . . . . .	393,584.63
Per cent of levy collected in 1950 . . .	88.63
Transferred to liens . . . . .	22,700.00
Cancelled, abated or adjusted . . . . .	3,485.84
Outstanding December 31, 1950 . . .	\$24,266.12

<b>All Prior Years Outstanding</b>	
Balance January 1, 1950 . . . . .	\$42,691.95
Collected in 1950 . . . . .	26,509.80
Balance December 31, 1950 . . . . .	\$15,184.20

<b>Tax Title Liens Outstanding</b>	
Balance January 1, 1950 . . . . .	\$466,342.84
Redeemed by cash . . . . .	1,195.52
Balance December 31, 1950 . . . . .	\$460,733.28

<b>Property Acquired by Deed or Foreclosure</b>	
Balance January 1, 1950 . . . . .	\$199,854.64
Sale for cash . . . . .	40,439.14
Balance December 31, 1950 . . . . .	\$157,792.25

### CAPITAL DEBT, DECEMBER 31, 1950

<b>Gross Debt</b>	
School debt . . . . .	\$328,000.00
Self-liquidating debt.	
Other capital debt . . . . .	427,000.00
<b>TOTAL GROSS DEBT . . . . .</b>	<b>\$755,000.00</b>
<b>Per Capita Gross Debt . . . . .</b>	<b>\$94.23</b>

<b>Deductions for</b>	
School debt . . . . .	\$295,004.00
Self-liquidating debt . . . . .	
Other capital debt . . . . .	
<b>TOTAL DEDUCTIONS . . . . .</b>	<b>295,004.00</b>
<b>NET DEBT . . . . .</b>	<b>\$459,996.00</b>

<b>Average Assessed Valuations</b>	
Real Property 1948-1949-1950..	\$4,916,736.00
Per Cent of Net Debt . . . . .	9.35

### CURRENT FINANCES DECEMBER 31, 1950

Cash . . . . .	\$80,676.99
Taxes receivable . . . . .	39,450.32
Tax title liens . . . . .	460,733.28
Foreclosed property . . . . .	157,792.25
Accounts receivable . . . . .	790.93
State road aid receivable . . . . .	19,386.15
Emergencies and deferred charges . .	3,800.00
<b>TOTAL ASSETS . . . . .</b>	<b>\$762,629.92</b>

Cash liabilities . . . . .	\$30,928.98
Reserves . . . . .	658,766.78
Surplus revenue . . . . .	72,934.16
<b>TOTAL LIABILITIES AND SURPLUS . . . . .</b>	<b>\$762,629.92</b>

## SOUTH RIVER BOROUGH—MIDDLESEX COUNTY

Population Census, 1950—11,323  
1940—10,714

Land Area 2.8 sq. mi.

Net Valuation Taxable \$6,654,227

### EXPENDITURES AND REQUIRED PAYMENTS FOR 1950

<b>General Government</b>	
Administrative and executive .....	\$20,440.00
Assessment and collection of taxes .....	12,625.00
Finance Department .....	.....
<b>Protection to Persons &amp; Property</b>	
Fire .....	8,109.00
Police .....	63,944.51
Other .....	.....
<b>Streets and Roads</b>	
Repairs and maintenance .....	31,402.65
Street lighting .....	11,700.00
<b>Sanitation</b>	
Street cleaning .....	3,400.00
Garbage and ash removal .....	12,400.00
Sewers .....	38,000.00
<b>Health and Charities</b>	
Health service .....	8,665.00
Poor (including relief) .....	5,400.00
Hospitals (aid and maintenance) .....	.....
Other .....	625.00
<b>Recreation</b>	
Beaches and boardwalks .....	.....
Parks and playgrounds .....	.....
Other .....	5,942.50
<b>Educational</b> (Exclusive of school districts) ..	
	3,200.00
<b>Unclassified Purposes</b> (Including contingent) .....	
	7,812.34
<b>SUB-TOTAL—Municipal functions..</b>	<b>\$233,666.00</b>

<b>Per Capita—Municipal functions .....</b>	<b>\$20.64</b>
Capital imp'ts and capital imp't fund .....	\$16,185.56
<b>Debt Service</b>	
Principal payments ..	\$73,300.00
Interest payments ..	18,442.00
<b>Total .....</b>	<b>91,742.00</b>
<b>Per Capita Debt Service .....</b>	<b>\$8.10</b>
<b>Deferred Charges and Statutory Expenditures</b>	
Emergencies .....	\$9,100.00
Other deferred chgs.	260.00
<b>Total .....</b>	<b>9,360.00</b>

**TOTAL—Municipal expenditures ... \$350,953.56**

**Required Payments for Local School, County, and Special District Taxes .....** 382,105.99

**TOTAL EXPENDITURES AND REQUIRED PAYMENTS .....** \$733,059.55

Reserve for uncollected taxes .....

**GRAND TOTAL—Budget .....** \$790,507.71

### RECEIPTS AND REVENUES REALIZED IN 1950 TO MEET EXPENDITURES AND REQUIRED PAYMENTS

Surplus revenue appropriated ..	\$72,000.00
Miscellaneous revenues realized.	207,094.21
State aid revenues realized .....	11,867.00
<b>Delinquent taxes including</b>	
Hens—1950 collections .....	30,423.83
Current taxes—1950 collections..	456,254.12
Emergency borrowings .....	.....
<b>TOTAL RECEIPTS AND REVENUES REALIZED .....</b>	<b>\$777,639.16</b>

### CAPITAL OUTLAY—1950

Beaches and boardwalks .....	.....
Buildings and equipment .....	.....
Parks and playgrounds .....	.....
Sewers .....	\$20,525.97
Streets, roads and bridges .....	2,895.72
Water supply .....	.....
Other .....	51,747.47

<b>Tax rate .....</b>	<b>\$7.18</b>
Local school tax rate .....	4.13
County tax rate .....	1.62
Local purpose tax rate .....	1.43

### TAXES

Local school tax ...	\$274,707.55	
County taxes .....	107,398.44	
Special district taxes .....	.....	
<b>Local purpose levy .....</b>	<b>382,105.99</b>	
	99,894.72	
<b>Total tax levy (tax duplicate) ..</b>	<b>\$482,000.71</b>	

**Per Capita Total Tax Levy .....** \$42.57

<b>Current</b>	
1950 taxes levied (total) .....	\$484,804.55
Collected in 1950 .....	456,254.12
Per cent of levy collected in 1950 ...	94.11
Transferred to liens .....	1,716.80
Cancelled, abated or adjusted .....	1,633.84
Outstanding December 31, 1950 ..	\$25,199.79

<b>All Prior Years Outstanding</b>	
Balance January 1, 1950 .....	\$90,464.00
Collected in 1950 .....	29,569.36
Balance December 31, 1950 .....	\$60,785.66

<b>Tax Title Liens Outstanding</b>	
Balance January 1, 1950 .....	\$12,943.34
Redeemed by cash .....	813.69
Balance December 31, 1950 .....	\$10,725.99

<b>Property Acquired by Deed or Foreclosure</b>	
Balance January 1, 1950 .....	\$43,211.45
Sale for cash .....	2,305.00
Balance December 31, 1950 .....	\$40,440.22

### CAPITAL DEBT, DECEMBER 31, 1950

<b>Gross Debt</b>	
School debt .....	\$119,500.00
Self-liquidating debt.	84,300.00
Other capital debt ..	509,000.00

**TOTAL GROSS DEBT .....** \$712,800.00

**Per Capita Gross Debt .....** \$62.95

<b>Deductions for</b>	
School debt .....	\$119,500.00
Self-liquidating debt.	84,300.00
Other capital debt ..	.....

**TOTAL DEDUCTIONS .....** 203,800.00

**NET DEBT .....** \$509,000.00

<b>Average Assessed Valuations</b>	
Real Property 1948-1949-1950..	\$6,037,456.00
Per Cent of Net Debt .....	8.43

### CURRENT FINANCES DECEMBER 31, 1950

Cash .....	\$101,010.42
Taxes receivable .....	85,985.45
Tax title liens .....	10,725.99
Foreclosed property .....	40,440.22
Accounts receivable .....	15,355.67
State road aid receivable .....	19,631.07
Emergencies and deferred charges ..	6,759.35

**TOTAL ASSETS .....** \$279,908.17

Cash liabilities .....	\$15,379.80
Reserves .....	152,507.33
Surplus revenue .....	112,021.04

**TOTAL LIABILITIES AND SURPLUS .....** \$279,908.17

## SOUTH TOMS RIVER BOROUGH—OCEAN COUNTY

Population Census, 1950—492                      Land Area 1.4 sq. mi.                      Net Valuation Taxable \$367,102  
 1940—445

<b>EXPENDITURES AND REQUIRED PAYMENTS FOR 1950</b>	
<b>General Government</b>	
Administrative and executive . . . . .	\$7,125.00
Assessment and collection of taxes	975.00
Finance Department . . . . .	
<b>Protection to Persons &amp; Property</b>	
Fire . . . . .	1,140.00
Police . . . . .	200.00
Other . . . . .	
<b>Streets and Roads</b>	
Repairs and maintenance . . . . .	1,400.00
Street lighting . . . . .	1,500.00
<b>Sanitation</b>	
Street cleaning . . . . .	
Garbage and ash removal . . . . .	750.00
Sewers . . . . .	
<b>Health and Charities</b>	
Health service . . . . .	50.00
Poor (including relief) . . . . .	704.00
Hospitals (aid and maintenance).	
Other . . . . .	
<b>Recreation</b>	
Beaches and boardwalks . . . . .	
Parks and playgrounds . . . . .	
Other . . . . .	
<b>Educational</b>	
(Exclusive of school districts) . . . . .	
<b>Unclassified Purposes</b>	
(Including contingent) . . . . .	300.00
<b>SUB-TOTAL—Municipal functions..</b>	<b>\$14,144.00</b>
<b>Per Capita—Municipal functions . . . . .</b>	
Capital imp'ts and capital imp't fund	\$28.75
<b>Debt Service</b>	
Principal payments . . . . .	
Interest payments . . . . .	
Total . . . . .	
<b>Per Capita Debt Service . . . . .</b>	
Deferred Charges and Statutory Expenditures	
Emergencies . . . . .	
Other deferred chgs. . . . .	
Total . . . . .	
<b>TOTAL—Municipal expenditures . . .</b>	<b>\$14,144.00</b>
<b>Required Payments for Local School, County, and Special District Taxes . . . . .</b>	
	19,772.30
<b>TOTAL EXPENDITURES AND REQUIRED PAYMENTS . . . . .</b>	<b>\$33,916.30</b>
Reserve for uncollected taxes . . . . .	\$5,263.00
<b>GRAND TOTAL—Budget . . . . .</b>	<b>\$39,173.30</b>
<b>RECEIPTS AND REVENUES REALIZED IN 1950 TO MEET EXPENDITURES AND REQUIRED PAYMENTS</b>	
Surplus revenue appropriated . . . . .	\$9,000.00
Miscellaneous revenues realized.	9,673.68
State aid revenues realized . . . . .	967.00
Delinquent taxes including	
liens—1950 collections . . . . .	1,066.32
Current taxes—1950 collections..	18,315.05
Emergency borrowings . . . . .	
<b>TOTAL RECEIPTS AND REVENUES REALIZED . . . . .</b>	<b>\$39,022.06</b>

<b>Tax rate . . . . .</b>	<b>\$5.39</b>
Local school tax rate . . . . .	3.35
County tax rate . . . . .	2.04
Local purpose tax rate . . . . .	

<b>TAXES</b>	
Local school tax . . . . .	\$12,280.65
County taxes . . . . .	7,491.65
Special district taxes . . . . .	
Local purpose levy . . . . .	\$19,772.30
<b>Total tax levy (tax duplicate) ..</b>	<b>\$19,772.30</b>
<b>Per Capita Total Tax Levy . . . . .</b>	<b>\$40.19</b>

<b>Current</b>	
1950 taxes levied (total) . . . . .	\$19,904.30
Collected in 1950 . . . . .	18,315.05
Per cent of levy collected in 1950 . . . . .	92.01
Transferred to liens . . . . .	89.50
Cancelled, abated or adjusted . . . . .	393.46
Outstanding December 31, 1950 ..	\$1,106.29

<b>All Prior Years Outstanding</b>	
Balance January 1, 1950 . . . . .	\$1,015.77
Collected in 1950 . . . . .	969.19
Balance December 31, 1950 . . . . .	\$46.58

<b>Tax Title Liens Outstanding</b>	
Balance January 1, 1950 . . . . .	\$3,044.80
Redeemed by cash . . . . .	97.14
Balance December 31, 1950 . . . . .	\$3,037.16

<b>Property Acquired by Deed or Foreclosure</b>	
Balance January 1, 1950 . . . . .	
Sale for cash . . . . .	
Balance December 31, 1950 . . . . .	

### CAPITAL DEBT, DECEMBER 31, 1950

<b>Gross Debt</b>	
School debt . . . . .	\$22,907.00
Self-liquidating debt. . . . .	
Other capital debt . . . . .	
<b>TOTAL GROSS DEBT . . . . .</b>	<b>\$22,907.00</b>
<b>Per Capita Gross Debt . . . . .</b>	<b>\$46.56</b>

<b>Deductions for</b>	
School debt . . . . .	\$21,079.00
Self-liquidating debt. . . . .	
Other capital debt . . . . .	
<b>TOTAL DEDUCTIONS . . . . .</b>	<b>21,079.00</b>
<b>NET DEBT . . . . .</b>	<b>\$1,828.00</b>

<b>Average Assessed Valuations</b>	
Real Property 1948-1949-1950..	\$263,487.00
Per Cent of Net Debt . . . . .	0.69

### CURRENT FINANCES DECEMBER 31, 1950

Cash . . . . .	\$16,521.08
Taxes receivable . . . . .	1,152.37
Tax title liens . . . . .	3,037.16
Foreclosed property . . . . .	
Accounts receivable . . . . .	1,398.11
State road aid receivable . . . . .	
Emergencies and deferred charges . . . . .	
<b>TOTAL ASSETS . . . . .</b>	<b>\$22,109.22</b>
Cash liabilities . . . . .	\$8,520.25
Reserves . . . . .	5,588.14
Surplus revenue . . . . .	8,000.83
<b>TOTAL LIABILITIES AND SURPLUS . . . . .</b>	<b>\$22,109.22</b>

### CAPITAL OUTLAY—1950

Beaches and boardwalks . . . . .	
Buildings and equipment . . . . .	
Parks and playgrounds . . . . .	
Sewers . . . . .	
Streets, roads and bridges . . . . .	
Water supply . . . . .	
Other . . . . .	

**SPARTA TOWNSHIP—SUSSEX COUNTY**

Population Census, 1950—2,989  
1940—1,729

Land Area 38.8 sq. mi.

Net Valuation Taxable \$4,035,090

<b>EXPENDITURES AND RE- QUIRED PAYMENTS FOR 1950</b>	
<b>General Government</b>	
Administrative and executive . . .	\$26,405.00
Assessment and collection of taxes	6,670.00
Finance Department . . . . .	1,400.00
<b>Protection to Persons &amp; Property</b>	
Fire . . . . .	6,230.00
Police . . . . .	27,249.00
Other . . . . .	.....
<b>Streets and Roads</b>	
Repairs and maintenance . . . . .	38,127.69
Street lighting . . . . .	.....
<b>Sanitation</b>	
Street cleaning . . . . .	.....
Garbage and ash removal . . . . .	.....
Sewers . . . . .	2,727.31
<b>Health and Charities</b>	
Health service . . . . .	550.00
Poor (including relief) . . . . .	950.00
Hospitals (aid and maintenance) . . .	500.00
Other . . . . .	930.71
<b>Recreation</b>	
Beaches and boardwalks . . . . .	.....
Parks and playgrounds . . . . .	919.29
Other . . . . .	.....
<b>Educational</b>	
(Exclusive of school districts) ..	905.00
<b>Unclassified Purposes</b>	
(Including contingent) . . . . .	250.00
<b>SUB-TOTAL—Municipal functions..</b>	<b>\$113,814.00</b>

<b>Per Capita—Municipal functions . . .</b>	<b>\$38.08</b>
Capital imp'ts and capital imp't fund	\$18,969.74
<b>Debt Service</b>	
Principal payments . . . . .	.....
Interest payments ..	\$400.00
<b>Total . . . . .</b>	<b>400.00</b>
<b>Per Capita Debt Service . . . . .</b>	<b>\$0.13</b>
<b>Deferred Charges and Statutory Expenditures</b>	
Emergencies . . . . .	.....
Other deferred chgs. . . . .	.....
<b>Total . . . . .</b>	<b>.....</b>

**TOTAL—Municipal expenditures . . . . . \$133,183.74**

**Required Payments for Local School, County, and Special District Taxes . . . . . 216,729.04**

**TOTAL EXPENDITURES AND REQUIRED PAYMENTS . . . . . \$349,912.78**

Reserve for uncollected taxes . . . . . \$42,273.05

**GRAND TOTAL—Budget . . . . . \$392,185.83**

**RECEIPTS AND REVENUES REALIZED IN 1950 TO MEET EXPENDITURES AND RE-REQUIRED PAYMENTS**

Surplus revenue appropriated ..	\$13,000.00
Miscellaneous revenues realized.	27,474.64
State aid revenues realized . . . . .	13,841.01
Delinquent taxes including	.....
liens—1950 collections . . . . .	30,706.89
Current taxes—1950 collections..	275,247.12
Emergency borrowings . . . . .	.....

**TOTAL RECEIPTS AND REVENUES REALIZED . . . . . \$360,269.66**

**CAPITAL OUTLAY—1950**

Beaches and boardwalks . . . . .	.....
Buildings and equipment . . . . .	\$3,000.00
Parks and playgrounds . . . . .	.....
Sewers . . . . .	.....
Streets, roads and bridges . . . . .	.....
Water supply . . . . .	.....
Other . . . . .	1,000.00

<b>Tax rate . . . . .</b>	<b>\$7.65</b>
Local school tax rate . . . . .	3.50
County tax rate . . . . .	1.71
Local purpose tax rate . . . . .	2.44

**TAXES**

Local school tax ...	\$141,184.63	
County taxes . . . . .	69,194.41	
Special district taxes	6,350.00	
	<u>          </u>	\$216,729.04

Local purpose levy . . . . . 98,240.37

**Total tax levy (tax duplicate) .. \$314,969.41**

**Per Capita Total Tax Levy . . . . . \$105.38**

<b>Current</b>	
1950 taxes levied (total) . . . . .	\$314,921.59
Collected in 1950 . . . . .	275,247.12
Per cent of levy collected in 1950 . . . . .	87.40
Transferred to liens . . . . .	.....
Cancelled, abated or adjusted . . . . .	75.38
Outstanding December 31, 1950 ..	<u>\$39,599.09</u>

<b>All Prior Years Outstanding</b>	
Balance January 1, 1950 . . . . .	\$30,775.14
Collected in 1950 . . . . .	29,009.71
Balance December 31, 1950 . . . . .	<u>\$1,765.43</u>

<b>Tax Title Liens Outstanding</b>	
Balance January 1, 1950 . . . . .	\$15,941.74
Redeemed by cash . . . . .	1,697.18
Balance December 31, 1950 . . . . .	<u>\$14,244.56</u>

<b>Property Acquired by Deed or Foreclosure</b>	
Balance January 1, 1950 . . . . .	.....
Sale for cash . . . . .	.....
Balance December 31, 1950 . . . . .	<u>.....</u>

**CAPITAL DEBT, DECEMBER 31, 1950**

<b>Gross Debt</b>	
School debt . . . . .	\$372,000.00
Self-liquidating debt. . . . .	.....
Other capital debt ..	.....
<b>TOTAL GROSS DEBT . . . . .</b>	<b>\$372,000.00</b>
<b>Per Capita Gross Debt . . . . .</b>	<b>\$124.46</b>

<b>Deductions for</b>	
School debt . . . . .	\$222,216.00
Self-liquidating debt. . . . .	.....
Other capital debt ..	.....
<b>TOTAL DEDUCTIONS . . . . .</b>	<b>222,216.00</b>
<b>NET DEBT . . . . .</b>	<b>\$149,784.00</b>

**Average Assessed Valuations**  
Real Property 1948-1949-1950.. \$3,703,595.00  
Per Cent of Net Debt . . . . . 4.04

**CURRENT FINANCES DECEMBER 31, 1950**

Cash . . . . .	\$102,239.86
Taxes receivable . . . . .	41,364.52
Tax title liens . . . . .	14,244.56
Foreclosed property . . . . .	.....
Accounts receivable . . . . .	.....
State road aid receivable . . . . .	5,000.00
Emergencies and deferred charges ..	2,500.00
<b>TOTAL ASSETS . . . . .</b>	<b>\$165,348.94</b>

Cash liabilities . . . . .	\$21,741.92
Reserves . . . . .	53,609.08
Surplus revenue . . . . .	87,997.94

**TOTAL LIABILITIES AND SURPLUS . . . . . \$165,348.94**

# SPOTSWOOD BOROUGH—MIDDLESEX COUNTY

Population Census, 1950—2,324      Land Area 2.3 sq. mi.      Net Valuation Taxable \$1,522,648  
 1940—1,201

<b>EXPENDITURES AND REQUIRED PAYMENTS FOR 1950</b>	
<b>General Government</b>	
Administrative and executive .....	\$9,625.00
Assessment and collection of taxes	2,025.00
Finance Department .....	.....
<b>Protection to Persons &amp; Property</b>	
Fire .....	2,100.00
Police .....	3,100.00
Other .....	.....
<b>Streets and Roads</b>	
Repairs and maintenance .....	9,036.11
Street lighting .....	3,900.00
<b>Sanitation</b>	
Street cleaning .....	.....
Garbage and ash removal .....	3,600.00
Sewers .....	.....
<b>Health and Charities</b>	
Health service .....	275.00
Poor (including relief) .....	1,360.00
Hospitals (aid and maintenance) ..	.....
Other .....	.....
<b>Recreation</b>	
Beaches and boardwalks .....	.....
Parks and playgrounds .....	.....
Other .....	.....
<b>Educational</b>	
(Exclusive of school districts) ..	.....
<b>Unclassified Purposes</b>	
(Including contingent) .....	200.00
<b>SUB-TOTAL—Municipal functions..</b>	<b>\$35,221.11</b>

<b>Per Capita—Municipal functions .....</b>	
Capital imp'ts and capital imp't fund .....	\$15.16
<b>Debt Service</b>	
Principal payments ..	\$2,500.00
Interest payments ..	430.00
Total .....	\$2,930.00
<b>Per Capita Debt Service .....</b>	
Deferred Charges and Statutory Expenditures	\$1.26
Emergencies .....	.....
Other deferred chgs. ..	\$5,735.00
Total .....	5,735.00
<b>TOTAL—Municipal expenditures ...</b>	<b>\$43,886.11</b>

<b>Required Payments for Local School, County, and Special District Taxes .....</b>	<b>79,021.02</b>
<b>TOTAL EXPENDITURES AND REQUIRED PAYMENTS .....</b>	<b>\$122,907.13</b>
Reserve for uncollected taxes .....	\$11,608.57
<b>GRAND TOTAL—Budget .....</b>	<b>\$134,515.70</b>

<b>RECEIPTS AND REVENUES REALIZED IN 1950 TO MEET EXPENDITURES AND REQUIRED PAYMENTS</b>	
Surplus revenue appropriated ..	\$10,000.00
Miscellaneous revenues realized ..	11,984.50
State aid revenues realized .....	3,700.00
<b>Delinquent taxes including</b>	
liens—1950 collections .....	9,278.54
Current taxes—1950 collections..	99,110.72
Emergency borrowings .....	.....
<b>TOTAL RECEIPTS AND REVENUES REALIZED .....</b>	<b>\$134,073.76</b>

<b>CAPITAL OUTLAY—1950</b>	
Beaches and boardwalks .....	.....
Buildings and equipment .....	.....
Parks and playgrounds .....	.....
Sewers .....	.....
Streets, roads and bridges .....	.....
Water supply .....	\$6,018.30
Other .....	.....

<b>Tax rate .....</b>	<b>\$7.02</b>
Local school tax rate .....	3.57
County tax rate .....	1.62
Local purpose tax rate .....	1.83

<b>TAXES</b>	
Local school tax ...	\$54,377.76
County taxes .....	24,643.26
Special district taxes .....	.....
Local purpose levy .....	\$79,021.02
	<u>27,744.68</u>
<b>Total tax levy (tax duplicate) ..</b>	<b>\$106,765.70</b>

<b>Per Capita Total Tax Levy .....</b>	<b>\$45.94</b>
<b>Current</b>	
1950 taxes levied (total) .....	\$109,993.08
Collected in 1950 .....	99,110.72
Per cent of levy collected in 1950 ...	90.10
Transferred to liens .....	943.10
Cancelled, abated or adjusted ..	.....
Outstanding December 31, 1950 ..	<u>\$9,939.26</u>

<b>All Prior Years Outstanding</b>	
Balance January 1, 1950 .....	\$10,963.36
Collected in 1950 .....	8,958.12
Balance December 31, 1950 .....	<u>\$2,170.62</u>

<b>Tax Title Liens Outstanding</b>	
Balance January 1, 1950 .....	\$20,886.98
Redeemed by cash .....	320.42
Balance December 31, 1950 .....	<u>\$21,857.81</u>

<b>Property Acquired by Deed or Foreclosure</b>	
Balance January 1, 1950 .....	\$2,019.00
Sale for cash .....	.....
Balance December 31, 1950 .....	<u>\$2,019.00</u>

<b>CAPITAL DEBT, DECEMBER 31, 1950</b>	
<b>Gross Debt</b>	
School debt .....	.....
Self-liquidating debt. ..	\$61,000.00
Other capital debt ..	7,500.00
<b>TOTAL GROSS DEBT .....</b>	<b>\$68,500.00</b>
<b>Per Capita Gross Debt .....</b>	<b>\$29.48</b>

<b>Deductions for</b>	
School debt .....	.....
Self-liquidating debt. ..	\$10,731.00
Other capital debt ..	.....
<b>TOTAL DEDUCTIONS .....</b>	<b>10,731.00</b>
<b>NET DEBT .....</b>	<b>\$57,769.00</b>

<b>Average Assessed Valuations</b>	
Real Property 1948-1949-1950..	\$1,219,361.00
Per Cent of Net Debt .....	4.73

<b>CURRENT FINANCES DECEMBER 31, 1950</b>	
Cash .....	\$48,256.40
Taxes receivable .....	12,109.88
Tax title liens .....	21,857.81
Foreclosed property .....	2,019.00
Accounts receivable .....	420.74
State road aid receivable .....	.....
Emergencies and deferred charges ..	.....
<b>TOTAL ASSETS .....</b>	<b>\$84,663.83</b>

Cash liabilities .....	\$9,953.09
Reserves .....	36,407.43
Surplus revenue .....	38,303.31
<b>TOTAL LIABILITIES AND SURPLUS .....</b>	<b>\$84,663.83</b>

**SPRINGFIELD TOWNSHIP—BURLINGTON COUNTY**

Population Census, 1950—1,561      Land Area 29.47 sq. mi.      Net Valuation Taxable \$1,055,131  
 1940—1,299

<b>EXPENDITURES AND REQUIRED PAYMENTS FOR 1950</b>	
<b>General Government</b>	
Administrative and executive .....	\$2,713.00
Assessment and collection of taxes .....	1,390.00
Finance Department .....	250.00
<b>Protection to Persons &amp; Property</b>	
Fire .....	1,800.00
Police .....	2,270.00
Other .....	.....
<b>Streets and Roads</b>	
Repairs and maintenance .....	18,154.12
Street lighting .....	857.00
<b>Sanitation</b>	
Street cleaning .....	.....
Garbage and ash removal .....	.....
Sewers .....	.....
<b>Health and Charities</b>	
Health service .....	150.00
Poor (including relief) .....	970.00
Hospitals (aid and maintenance) .....	.....
Other .....	.....
<b>Recreation</b>	
Beaches and boardwalks .....	.....
Parks and playgrounds .....	.....
Other .....	.....
<b>Educational</b>	
(Exclusive of school districts) ..	.....
<b>Unclassified Purposes</b>	
(Including contingent) .....	50.00
<b>SUB-TOTAL—Municipal functions..</b>	<b>\$28,604.12</b>
<b>Per Capita—Municipal functions .....</b>	<b>\$18.32</b>
Capital imp'ts and capital imp't fund .....	\$5,000.00
<b>Debt Service</b>	
Principal payments ..	.....
Interest payments ..	\$250.00
<b>Total .....</b>	<b>250.00</b>
<b>Per Capita Debt Service .....</b>	<b>\$0.16</b>
<b>Deferred Charges and Statutory Expenditures</b>	
Emergencies .....	.....
Other deferred chgs. ....	\$4,658.53
<b>Total .....</b>	<b>4,658.53</b>
<b>TOTAL—Municipal expenditures ...</b>	<b>\$38,512.65</b>
<b>Required Payments for Local School, County, and Special District Taxes .....</b>	
<b>.....</b>	<b>54,416.92</b>
<b>TOTAL EXPENDITURES AND REQUIRED PAYMENTS .....</b>	<b>\$92,929.57</b>
Reserve for uncollected taxes .....	\$11,308.92
<b>GRAND TOTAL—Budget .....</b>	<b>\$104,238.49</b>
<b>RECEIPTS AND REVENUES REALIZED IN 1950 TO MEET EXPENDITURES AND REQUIRED PAYMENTS</b>	
Surplus revenue appropriated ..	\$17,500.00
Miscellaneous revenues realized ..	18,309.62
State aid revenues realized .....	9,477.00
<b>Delinquent taxes including liens—1950 collections .....</b>	
<b>.....</b>	<b>9,089.80</b>
<b>Current taxes—1950 collections..</b>	<b>46,683.89</b>
<b>Emergency borrowings .....</b>	<b>500.00</b>
<b>TOTAL RECEIPTS AND REVENUES REALIZED .....</b>	<b>\$101,560.31</b>

<b>Tax rate .....</b>	<b>\$5.25</b>
Local school tax rate .....	3.20
County tax rate .....	1.95
Local purpose tax rate ....	0.13
<b>TAXES</b>	
Local school tax ...	\$33,810.25
County taxes .....	20,606.67
Special district taxes .....	.....
<b>Local purpose levy .....</b>	<b>\$54,416.92</b>
<b>Total tax levy (tax duplicate) ..</b>	<b>\$55,643.43</b>
<b>Per Capita Total Tax Levy .....</b>	<b>\$35.65</b>
<b>Current</b>	
1950 taxes levied (total) .....	\$55,667.08
Collected in 1950 .....	46,683.89
Per cent of levy collected in 1950 ...	83.86
Transferred to liens .....	.....
Cancelled, abated or adjusted ....	71.28
Outstanding December 31, 1950 ..	\$8,911.91
<b>All Prior Years Outstanding</b>	
Balance January 1, 1950 .....	\$9,794.70
Collected in 1950 .....	9,089.80
Balance December 31, 1950 .....	\$704.90
<b>Tax Title Liens Outstanding</b>	
Balance January 1, 1950 .....	.....
Redeemed by cash .....	.....
Balance December 31, 1950 .....	.....
<b>Property Acquired by Deed or Foreclosure</b>	
Balance January 1, 1950 .....	.....
Sale for cash .....	.....
Balance December 31, 1950 .....	.....

<b>CAPITAL DEBT, DECEMBER 31, 1950</b>	
<b>Gross Debt</b>	
School debt .....	\$9,000.00
Self-liquidating debt. ....	.....
Other capital debt ..	544.00
<b>TOTAL GROSS DEBT .....</b>	<b>\$9,544.00</b>
<b>Per Capita Gross Debt .....</b>	<b>\$6.11</b>
<b>Deductions for</b>	
School debt .....	\$9,000.00
Self-liquidating debt. ....	.....
Other capital debt ..	.....
<b>TOTAL DEDUCTIONS .....</b>	<b>9,000.00</b>
<b>NET DEBT .....</b>	<b>\$544.00</b>

<b>Average Assessed Valuations</b>	
Real Property 1948-1949-1950..	\$774,778.00
Per Cent of Net Debt .....	0.07

<b>CURRENT FINANCES DECEMBER 31, 1950</b>	
Cash .....	\$42,167.82
Taxes receivable .....	9,616.81
Tax title liens .....	.....
Foreclosed property .....	.....
Accounts receivable .....	682.17
State road aid receivable .....	.....
Emergencies and deferred charges ..	1,062.12
<b>TOTAL ASSETS .....</b>	<b>\$53,528.92</b>
Cash liabilities .....	\$1,390.18
Reserves .....	10,298.98
Surplus revenue .....	41,839.76
<b>TOTAL LIABILITIES AND SURPLUS .....</b>	<b>\$53,528.92</b>

<b>CAPITAL OUTLAY—1950</b>	
Beaches and boardwalks .....	.....
Buildings and equipment .....	.....
Parks and playgrounds .....	.....
Sewers .....	.....
Streets, roads and bridges .....	.....
Water supply .....	.....
Other .....	.....

**SPRINGFIELD TOWNSHIP—UNION COUNTY**

Population Census, 1950—7,218      Land Area 5.2 sq. mi.      Net Valuation Taxable \$9,345,812  
 1940—4,148

**EXPENDITURES AND REQUIRED PAYMENTS FOR 1950**

**General Government**  
 Administrative and executive . . . . . \$32,060.00  
 Assessment and collection of taxes 11,475.00  
 Finance Department . . . . . 1,740.00

**Protection to Persons & Property**  
 Fire . . . . . 30,425.00  
 Police . . . . . 87,885.00  
 Other . . . . .

**Streets and Roads**  
 Repairs and maintenance . . . . . 15,040.00  
 Street lighting . . . . . 9,200.00

**Sanitation**  
 Street cleaning . . . . .  
 Garbage and ash removal . . . . . 18,000.00  
 Sewers . . . . . 18,165.00

**Health and Charities**  
 Health service . . . . . 5,155.00  
 Poor (including relief) . . . . . 2,970.00  
 Hospitals (aid and maintenance) . . . . . 400.00  
 Other . . . . .

**Recreation**  
 Beaches and boardwalks . . . . .  
 Parks and playgrounds . . . . . 3,525.00  
 Other . . . . .

**Educational**  
 (Exclusive of school districts) . . . . . 8,500.00

**Unclassified Purposes**  
 (Including contingent) . . . . . 4,606.00

---

**SUB-TOTAL—Municipal functions..**      \$249,146.00

**Tax rate . . . . . \$6.40**  
 Local school tax rate . . . . . 2.87  
 County tax rate . . . . . 0.79  
 Local purpose tax rate . . . . . 2.74

**TAXES**

Local school tax . . . . . \$268,586.37  
 County taxes . . . . . 73,526.94  
 Special district taxes . . . . .

---

Local purpose levy . . . . . \$342,113.31  
 256,432.37

---

Total tax levy (tax duplicate) . . . . . \$598,545.68

**Per Capita Total Tax Levy . . . . . \$82.92**

**Current**  
 1950 taxes levied (total) . . . . . \$606,387.11  
 Collected in 1950 . . . . . 575,192.06  
 Per cent of levy collected in 1950 . . . . . 94.85  
 Transferred to liens . . . . . 782.26  
 Cancelled, abated or adjusted . . . . . 5,327.36  
 Outstanding December 31, 1950 . . . . . \$25,084.43

---

**All Prior Years Outstanding**  
 Balance January 1, 1950 . . . . . \$33,794.36  
 Collected in 1950 . . . . . 28,437.49  
 Balance December 31, 1950 . . . . . \$5,293.47

---

**Tax Title Liens Outstanding**  
 Balance January 1, 1950 . . . . . \$10,066.22  
 Redeemed by cash . . . . . 2,872.85  
 Balance December 31, 1950 . . . . . \$7,976.63

---

**Property Acquired by Deed or Foreclosure**  
 Balance January 1, 1950 . . . . . \$51,908.00  
 Sale for cash . . . . . 28,556.00  
 Balance December 31, 1950 . . . . . \$27,075.00

**Per Capita—Municipal functions . . . . . \$34.52**

Capital imp'ts and capital imp't fund \$11,130.00

**Debt Service**  
 Principal payments . . . . . \$68,000.00  
 Interest payments . . . . . 13,737.50

---

Total . . . . . 81,737.50

**Per Capita Debt Service . . . . . \$11.32**

**Deferred Charges and Statutory Expenditures**  
 Emergencies . . . . .  
 Other deferred chgs. \$10,768.00

---

Total . . . . . 10,768.00

---

**TOTAL—Municipal expenditures . . .**      \$352,781.50

**CAPITAL DEBT, DECEMBER 31, 1950**

**Gross Debt**  
 School debt . . . . . \$201,346.00  
 Self-liquidating debt. . . . .  
 Other capital debt . . . . . 286,650.00

---

**TOTAL GROSS DEBT . . . . . \$487,996.00**

**Per Capita Gross Debt . . . . . \$67.61**

**Deductions for**  
 School debt . . . . . \$201,346.00  
 Self-liquidating debt. . . . .  
 Other capital debt . . . . .

---

**TOTAL DEDUCTIONS . . . . . 201,346.00**

---

**NET DEBT . . . . . \$286,650.00**

**Average Assessed Valuations**  
 Real Property 1948-1949-1950 . . . . . \$7,823,019.00  
 Per Cent of Net Debt . . . . . 3.66

**Required Payments for Local School, County, and Special District Taxes . . . . . 342,113.31**

---

**TOTAL EXPENDITURES AND REQUIRED PAYMENTS . . . . . \$694,894.81**

Reserve for uncollected taxes . . . . . \$59,971.87

---

**GRAND TOTAL—Budget . . . . . \$754,866.68**

**RECEIPTS AND REVENUES REALIZED IN 1950 TO MEET EXPENDITURES AND REQUIRED PAYMENTS**  
 Surplus revenue appropriated . . . . . \$65,000.00  
 Miscellaneous revenues realized. . . . . 108,704.50  
 State aid revenues realized . . . . . 10,816.75  
 Delinquent taxes including  
   liens—1950 collections . . . . . 39,535.34  
 Current taxes—1950 collections.. 575,192.06  
 Emergency borrowings . . . . .

---

**TOTAL RECEIPTS AND REVENUES REALIZED . . . . . \$799,248.65**

**CURRENT FINANCES DECEMBER 31, 1950**

Cash . . . . . \$166,798.61  
 Taxes receivable . . . . . 30,377.90  
 Tax title liens . . . . . 7,976.63  
 Foreclosed property . . . . . 27,075.00  
 Accounts receivable . . . . . 3,612.67  
 State road aid receivable . . . . . 4,142.00  
 Emergencies and deferred charges . . . . . 6,211.50

---

**TOTAL ASSETS . . . . . \$246,194.31**

Cash liabilities . . . . . \$17,254.68  
 Reserves . . . . . 69,042.20  
 Surplus revenue . . . . . 159,897.43

---

**TOTAL LIABILITIES AND SURPLUS . . . . . \$246,194.31**

**CAPITAL OUTLAY—1950**

Beaches and boardwalks . . . . .  
 Buildings and equipment . . . . . \$2,820.00  
 Parks and playgrounds . . . . .  
 Sewers . . . . . 26,428.31  
 Streets, roads and bridges . . . . . 4,760.50  
 Water supply . . . . .  
 Other . . . . .

## SPRING LAKE BOROUGH—MONMOUTH COUNTY

Population Census, 1950—1,973                      Land Area 1.3 sq. mi.                      Net Valuation Taxable \$6,771,067  
 1940—1,650

### EXPENDITURES AND RE- QUIRED PAYMENTS FOR 1950

<b>General Government</b>		
Administrative and executive . . .	\$58,300.00	
Assessment and collection of taxes	11,700.00	
Finance Department . . . . .		
<b>Protection to Persons &amp; Property</b>		
Fire . . . . .	10,400.00	
Police . . . . .	40,800.00	
Other . . . . .		
<b>Streets and Roads</b>		
Repairs and maintenance . . . . .	36,000.00	
Street lighting . . . . .	16,000.00	
<b>Sanitation</b>		
Street cleaning . . . . .		
Garbage and ash removal . . . . .	39,000.00	
Sewers . . . . .	21,000.00	
<b>Health and Charities</b>		
Health service . . . . .	300.00	
Poor (including relief) . . . . .	3,800.00	
Hospitals (aid and maintenance) .		
Other . . . . .		
<b>Recreation</b>		
Beaches and boardwalks . . . . .	49,500.00	
Parks and playgrounds . . . . .	26,000.00	
Other . . . . .		
<b>Educational</b>		
(Exclusive of school districts) . .	6,200.00	
<b>Unclassified Purposes</b>		
(Including contingent) . . . . .	17,268.00	
<b>SUB-TOTAL—Municipal functions..</b>	<b>\$336,268.00</b>	

<b>Per Capita—Municipal functions . . . . .</b>	<b>\$170.43</b>	
Capital imp'ts and capital imp't fund	\$1,250.00	
<b>Debt Service</b>		
Principal payments . . . . .	\$39,000.00	
Interest payments . . . . .	3,700.00	
Total . . . . .	42,700.00	
<b>Per Capita Debt Service . . . . .</b>		<b>\$21.64</b>
<b>Deferred Charges and Statutory Expenditures</b>		
Emergencies . . . . .		
Other deferred chgs. . . . .	\$13,547.00	
Total . . . . .	13,547.00	

**TOTAL—Municipal expenditures . . . . .** \$393,765.00

**Required Payments for Local School, County, and Special District Taxes . . . . .** 155,793.98

**TOTAL EXPENDITURES AND REQUIRED PAYMENTS . . . . .** \$549,558.98

Reserve for uncollected taxes . . . . . \$31,401.68

**GRAND TOTAL—Budget . . . . .** \$580,960.66

### RECEIPTS AND REVENUES REALIZED IN 1950 TO MEET EXPENDITURES AND RE- QUIRED PAYMENTS

Surplus revenue appropriated . .	\$119,140.00
Miscellaneous revenues realized.	141,479.65
State aid revenues realized . . . .	3,180.00
<b>Delinquent taxes including</b>	
liens—1950 collections . . . . .	21,819.98
current taxes—1950 collections..	326,481.66
Emergency borrowings . . . . .	
<b>TOTAL RECEIPTS AND REVENUES REALIZED . . . . .</b>	<b>\$612,101.29</b>

### CAPITAL OUTLAY—1950

Beaches and boardwalks . . . . .	\$12,094.83
Buildings and equipment . . . . .	
Parks and playgrounds . . . . .	
Sewers . . . . .	38,614.62
Streets, roads and bridges . . . . .	
Water supply . . . . .	
Other . . . . .	

<b>Tax rate . . . . .</b>	<b>\$5.12</b>
Local school tax rate . . . . .	0.82
County tax rate . . . . .	1.48
Local purpose tax rate . . . . .	2.82

### TAXES

Local school tax . . . . .	\$55,667.50	
County taxes . . . . .	100,126.48	
Special district taxes . . . . .		
Local purpose levy . . . . .		\$155,793.98
		191,846.68
<b>Total tax levy (tax duplicate) ..</b>		<b>\$347,640.66</b>
<b>Per Capita Total Tax Levy . . . . .</b>		<b>\$176.20</b>

<b>Current</b>		
1950 taxes levied (total) . . . . .	\$347,640.66	
Collected in 1950 . . . . .	326,481.66	
Per cent of levy col- lected in 1950 . . . . .	93.91	
Transferred to liens . . . . .		
Cancelled, abated or adjusted . . . .		
Outstanding December 31, 1950 ..		\$21,159.00

<b>All Prior Years Outstanding</b>		
Balance January 1, 1950 . . . . .	\$17,104.23	
Collected in 1950 . . . . .	15,510.37	
Balance December 31, 1950 . . . . .		\$1,593.86

<b>Tax Title Liens Outstanding</b>		
Balance January 1, 1950 . . . . .	\$21,432.19	
Redeemed by cash . . . . .	6,309.61	
Balance December 31, 1950 . . . . .		\$15,122.58

<b>Property Acquired by Deed or Foreclosure</b>		
Balance January 1, 1950 . . . . .	\$2,100.00	
Sale for cash . . . . .		
Balance December 31, 1950 . . . . .		\$2,100.00

### CAPITAL DEBT, DECEMBER 31, 1950

<b>Gross Debt</b>		
School debt . . . . .	\$46,000.00	
Self-liquidating debt. . . . .	53,000.00	
Other capital debt . . . . .	229,025.00	

**TOTAL GROSS DEBT . . . . .** \$328,025.00

**Per Capita Gross Debt . . . . .** \$166.26

<b>Deductions for</b>		
School debt . . . . .	\$46,000.00	
Self-liquidating debt. . . . .	53,000.00	
Other capital debt . . . . .		

**TOTAL DEDUCTIONS . . . . .** 99,000.00

**NET DEBT . . . . .** \$229,025.00

<b>Average Assessed Valuations</b>		
Real Property 1948-1949-1950..	\$6,085,034.00	
Per Cent of Net Debt . . . . .		3.76

### CURRENT FINANCES DECEMBER 31, 1950

Cash . . . . .	\$272,700.57
Taxes receivable . . . . .	22,752.86
Tax title liens . . . . .	15,122.58
Foreclosed property . . . . .	2,100.00
Accounts receivable . . . . .	4,872.68
State road aid receivable . . . . .	
Emergencies and deferred charges . .	
<b>TOTAL ASSETS . . . . .</b>	<b>\$317,548.69</b>

Cash liabilities . . . . .	\$72,411.85
Reserves . . . . .	44,848.12
Surplus revenue . . . . .	200,288.72

**TOTAL LIABILITIES AND SURPLUS . . . . .** \$317,548.69

**SPRING LAKE HEIGHTS BOROUGH—MONMOUTH COUNTY**

Population Census, 1950—1,789      Land Area 1.4 sq. mi      Net Valuation Taxable \$702,759  
 1940—1,076

**EXPENDITURES AND REQUIRED PAYMENTS FOR 1950**

**General Government**

Administrative and executive .... \$7,324.48  
 Assessment and collection of taxes 3,250.00  
 Finance Department ..... 450.00

**Protection to Persons & Property**

Fire ..... 1,600.00  
 Police ..... 7,600.00  
 Other ..... ..

**Streets and Roads**

Repairs and maintenance ..... 14,950.52  
 Street lighting ..... 4,400.00

**Sanitation**

Street cleaning ..... ..  
 Garbage and ash removal ..... 11,975.00  
 Sewers ..... ..

**Health and Charities**

Health service ..... 600.00  
 Poor (including relief) ..... 1,250.00  
 Hospitals (aid and maintenance):  
 Other ..... ..

**Recreation**

Beaches and boardwalks ..... ..  
 Parks and playgrounds ..... ..  
 Other ..... ..

**Educational**  
 (Exclusive of school districts) .. ..

**Unclassified Purposes**  
 (Including contingent) ..... 400.00

---

SUB-TOTAL—Municipal functions.. \$53,800.00

**Per Capita—Municipal functions** .... \$30.07

Capital imp'ts and capital imp't fund \$300.00

**Debt Service**

Principal payments . \$4,000.00  
 Interest payments .. 900.00

Total ..... 4,900.00

**Per Capita Debt Service** ..... \$2.74

**Deferred Charges and Statutory Expenditures**

Emergencies ..... \$800.00  
 Other deferred chgs. .... ..

Total ..... 800.00

---

TOTAL—Municipal expenditures ... \$59,800.00

**Required Payments for Local School, County, and Special District Taxes** ..... 61,457.09

---

**TOTAL EXPENDITURES AND REQUIRED PAYMENTS** .... \$121,257.09

Reserve for uncollected taxes ..... \$9,900.00

---

GRAND TOTAL—Budget ..... \$131,157.09

**RECEIPTS AND REVENUES REALIZED IN 1950 TO MEET EXPENDITURES AND REQUIRED PAYMENTS**

Surplus revenue appropriated .. \$15,200.00  
 Miscellaneous revenues realized. 25,371.26  
 State aid revenues realized .... 1,975.80  
 Delinquent taxes including  
 liens—1950 collections ..... 6,776.69  
 Current taxes—1950 collections.. 74,493.54  
 Emergency borrowings ..... ..

---

**TOTAL RECEIPTS AND REVENUES REALIZED** ..... \$123,817.29

**CAPITAL OUTLAY—1950**

Beaches and boardwalks ..... ..  
 Buildings and equipment ..... ..  
 Parks and playgrounds ..... ..  
 Sewers ..... ..  
 Streets, roads and bridges ..... ..  
 Water supply ..... ..  
 Other ..... ..

**Tax rate** ..... \$11.81  
 Local school tax rate ..... 7.23  
 County tax rate ..... 1.52  
 Local purpose tax rate ... 3.06

**TAXES**

Local school tax ... \$50,790.00  
 County taxes ..... 10,667.09  
 Special district taxes ..... ..

---

Local purpose levy ..... \$61,457.09  
 21,500.00

---

Total tax levy (tax duplicate) .. \$82,957.09

---

**Per Capita Total Tax Levy** ..... \$46.37

**Current**

1950 taxes levied (total) ..... \$83,070.06  
 Collected in 1950 ..... 74,493.54  
 Per cent of levy collected in 1950 ... 89.68

Transferred to liens ..... 1,215.82  
 Cancelled, abated or adjusted ..... 472.20  
 Outstanding December 31, 1950 .. \$6,888.50

---

**All Prior Years Outstanding**

Balance January 1, 1950 ..... \$6,497.24  
 Collected in 1950 ..... 6,429.08  
 Balance December 31, 1950 ..... \$26.04

---

**Tax Title Liens Outstanding**

Balance January 1, 1950 ..... \$9,311.03  
 Redeemed by cash ..... 347.61  
 Balance December 31, 1950 ..... \$7,454.25

---

**Property Acquired by Deed or Foreclosure**

Balance January 1, 1950 ..... \$5,725.80  
 Sale for cash ..... 1,082.52  
 Balance December 31, 1950 ..... \$7,322.70

---

**CAPITAL DEBT, DECEMBER 31, 1950**

**Gross Debt**

School debt ..... \$66,000.00  
 Self-liquidating debt. .... ..  
 Other capital debt .. 14,000.00

---

**TOTAL GROSS DEBT** ..... \$80,000.00

**Per Capita Gross Debt** ..... \$44.72

**Deductions for**

School debt ..... \$40,493.00  
 Self-liquidating debt. .... ..  
 Other capital debt .. ..

---

**TOTAL DEDUCTIONS** ..... 40,493.00

---

**NET DEBT** ..... \$39,507.00

**Average Assessed Valuations**

Real Property 1948-1949-1950.. \$674,882.00  
 Per Cent of Net Debt ..... 5.85

**CURRENT FINANCES DECEMBER 31, 1950**

Cash ..... \$52,378.13  
 Taxes receivable ..... 6,914.54  
 Tax title liens ..... 7,454.25  
 Foreclosed property ..... 7,322.70  
 Accounts receivable ..... 411.24  
 State road aid receivable ..... ..  
 Emergencies and deferred charges .. 3,000.00

---

**TOTAL ASSETS** ..... \$77,480.86

---

Cash liabilities ..... \$18,949.07  
 Reserves ..... 22,102.73  
 Surplus revenue ..... 36,429.06

---

**TOTAL LIABILITIES AND SURPLUS** ..... \$77,480.86

## STAFFORD TOWNSHIP—OCEAN COUNTY

Population Census, 1950—1,335      Land Area 43.6 sq. mi.      Net Valuation Taxable \$1,232,810  
 1940—1,253

### EXPENDITURES AND REQUIRED PAYMENTS FOR 1950

<b>General Government</b>	
Administrative and executive .....	\$6,691.64
Assessment and collection of taxes .....	2,095.99
Finance Department .....	604.13
<b>Protection to Persons &amp; Property</b>	
Fire .....	2,000.00
Police .....	3,450.14
Other .....	.....
<b>Streets and Roads</b>	
Repairs and maintenance .....	10,404.02
Street lighting .....	3,979.62
<b>Sanitation</b>	
Street cleaning .....	.....
Garbage and ash removal .....	2,604.00
Sewers .....	.....
<b>Health and Charities</b>	
Health service .....	124.95
Poor (including relief) .....	2,450.00
Hospitals (aid and maintenance) .....	.....
Other .....	.....
<b>Recreation</b>	
Beaches and boardwalks .....	.....
Parks and playgrounds .....	.....
Other .....	.....
<b>Educational</b>	
(Exclusive of school districts) ..	.....
<b>Unclassified Purposes</b>	
(Including contingent) .....	329.40
<b>SUB-TOTAL—Municipal functions..</b>	<b>\$34,733.89</b>
<b>Per Capita—Municipal functions .... \$26.02</b>	
Capital imp'ts and capital imp't fund	\$5,444.45
<b>Debt Service</b>	
Principal payments ..	.....
Interest payments ..	.....
Total .....	.....
<b>Per Capita Debt Service .....</b>	
<b>Deferred Charges and Statutory Expenditures</b>	
Emergencies .....	\$1,000.00
Other deferred chgs.	830.10
Total .....	1,830.10
<b>TOTAL—Municipal expenditures ...</b>	<b>\$42,008.44</b>
<b>Required Payments for Local School, County, and Special District Taxes .....</b>	
	<b>62,208.61</b>
<b>TOTAL EXPENDITURES AND REQUIRED PAYMENTS .....</b>	<b>\$104,217.05</b>
Reserve for uncollected taxes .....	\$9,477.81
<b>GRAND TOTAL—Budget .....</b>	<b>\$113,694.86</b>
<b>RECEIPTS AND REVENUES REALIZED IN 1950 TO MEET EXPENDITURES AND REQUIRED PAYMENTS</b>	
Surplus revenue appropriated ..	\$15,000.00
Miscellaneous revenues realized.	17,334.51
State aid revenues realized .....	5,939.40
<b>Delinquent taxes including</b>	
liens—1950 collections .....	6,730.50
Current taxes—1950 collections..	65,716.76
Emergency borrowings .....	.....
<b>TOTAL RECEIPTS AND REVENUES REALIZED .....</b>	<b>\$110,721.17</b>

### CAPITAL OUTLAY—1950

Beaches and boardwalks .....	.....
Buildings and equipment .....	.....
Parks and playgrounds .....	.....
Sewers .....	.....
Streets, roads and bridges .....	.....
Water supply .....	.....
Other .....	.....

<b>Tax rate .....</b>	<b>\$5.92</b>
Local school tax rate .....	3.01
County tax rate .....	2.04
Local purpose tax rate ....	0.87

### TAXES

Local school tax ...	\$37,050.00	
County taxes .....	25,158.61	
Special district taxes .....	.....	
	.....	\$62,208.61
Local purpose levy .....		10,708.25
		<u>72,916.86</u>
<b>Total tax levy (tax duplicate) ..</b>		<b>72,916.86</b>
<b>Per Capita Total Tax Levy .....</b>		
	<b>\$54.62</b>	
<b>Current</b>		
1950 taxes levied (total) .....		\$73,059.12
Collected in 1950 .....		65,716.76
Per cent of levy collected in 1950 ...	89.95	
Transferred to liens .....		28.12
Cancelled, abated or adjusted .....		.....
Outstanding December 31, 1950 ..		<u>7,314.24</u>
<b>All Prior Years Outstanding</b>		
Balance January 1, 1950 .....		\$7,143.94
Collected in 1950 .....		6,716.52
Balance December 31, 1950 .....		<u>\$311.32</u>
<b>Tax Title Liens Outstanding</b>		
Balance January 1, 1950 .....		\$6,062.40
Redeemed by cash .....		13.98
Balance December 31, 1950 .....		<u>\$6,076.54</u>
<b>Property Acquired by Deed or Foreclosure</b>		
Balance January 1, 1950 .....		1,000.00
Sale for cash .....		4,390.00
Balance December 31, 1950 .....		<u>\$23,500.00</u>

### CAPITAL DEBT, DECEMBER 31, 1950

<b>Gross Debt</b>	
School debt .....	\$140,000.00
Self-liquidating debt. ....	.....
Other capital debt ..	.....
<b>TOTAL GROSS DEBT .....</b>	<b>\$140,000.00</b>
<b>Per Capita Gross Debt .....</b>	
	<b>\$104.87</b>
<b>Deductions for</b>	
School debt .....	\$61,319.00
Self-liquidating debt. ....	.....
Other capital debt ..	.....
<b>TOTAL DEDUCTIONS .....</b>	<b>61,319.00</b>
<b>NET DEBT .....</b>	<b>\$78,681.00</b>
<b>Average Assessed Valuations</b>	
Real Property 1948-1949-1950..	\$1,021,988.00
Per Cent of Net Debt .....	7.69

### CURRENT FINANCES DECEMBER 31, 1950

Cash .....	\$33,046.19
Taxes receivable .....	7,625.56
Tax title liens .....	6,076.54
Foreclosed property .....	23,500.00
Accounts receivable .....	.....
State road aid receivable .....	4,911.36
Emergencies and deferred charges ..	.....
<b>TOTAL ASSETS .....</b>	<b>\$75,159.65</b>
Cash liabilities .....	\$9,682.73
Reserves .....	37,202.10
Surplus revenue .....	28,274.82
<b>TOTAL LIABILITIES AND SURPLUS .....</b>	<b>\$75,159.65</b>

**STANHOPE BOROUGH—SUSSEX COUNTY**

Population Census, 1950—1,345      Land Area 2.0 sq. mi.      Net Valuation Taxable \$759,390  
 1940—1,100

<b>EXPENDITURES AND RE-REQUIRED PAYMENTS FOR 1950</b>	
<b>General Government</b>	
Administrative and executive . . . . .	\$2,300.00
Assessment and collection of taxes	1,550.00
Finance Department . . . . .	50.00
<b>Protection to Persons &amp; Property</b>	
Fire . . . . .	4,520.00
Police . . . . .	2,425.00
Other . . . . .	.....
<b>Streets and Roads</b>	
Repairs and maintenance . . . . .	3,545.56
Street lighting . . . . .	2,200.00
<b>Sanitation</b>	
Street cleaning . . . . .	.....
Garbage and ash removal . . . . .	276.00
Sewers . . . . .	.....
<b>Health and Charities</b>	
Health service . . . . .	360.00
Poor (including relief) . . . . .	270.00
Hospitals (aid and maintenance).	500.00
Other . . . . .	.....
<b>Recreation</b>	
Beaches and boardwalks . . . . .	.....
Parks and playgrounds . . . . .	200.00
Other . . . . .	.....
<b>Educational</b>	
(Exclusive of school districts) ..	200.00
<b>Unclassified Purposes</b>	
(Including contingent) . . . . .	150.00
<b>SUB-TOTAL—Municipal functions..</b>	<b>\$18,546.56</b>
<b>Per Capita—Municipal functions .... \$13.79</b>	
Capital imp'ts and capital imp't fund	.....
<b>Debt Service</b>	
Principal payments . . . . .	\$3,000.00
Interest payments .. . . .	105.00
Total . . . . .	\$3,105.00
<b>Per Capita Debt Service \$2.31</b>	
<b>Deferred Charges and Statutory Expenditures</b>	
Emergencies . . . . .	.....
Other deferred chgs. . . . .	\$2,164.23
Total . . . . .	2,164.23
<b>TOTAL—Municipal expenditures ...</b>	<b>\$23,815.79</b>
<b>Required Payments for Local School, County, and Special District Taxes</b>	
.....	46,804.69
<b>TOTAL EXPENDITURES AND REQUIRED PAYMENTS .....</b>	<b>\$70,620.48</b>
Reserve for uncollected taxes . . . . .	\$9,603.96
<b>GRAND TOTAL—Budget .....</b>	<b>\$80,224.44</b>
<b>RECEIPTS AND REVENUES REALIZED IN 1950 TO MEET EXPENDITURES AND RE-REQUIRED PAYMENTS</b>	
Surplus revenue appropriated .. . . .	\$4,000.00
Miscellaneous revenues realized.	5,765.17
State aid revenues realized . . . . .	1,613.85
Delinquent taxes including	.....
liens—1950 collections . . . . .	6,192.27
Current taxes—1950 collections..	58,039.09
Emergency borrowings . . . . .	.....
<b>TOTAL RECEIPTS AND REVENUES REALIZED .....</b>	<b>\$75,610.38</b>

<b>CAPITAL OUTLAY—1950</b>	
Beaches and boardwalks . . . . .	.....
Buildings and equipment . . . . .	.....
Parks and playgrounds . . . . .	.....
Sewers . . . . .	.....
Streets, roads and bridges . . . . .	.....
Water supply . . . . .	.....
Other . . . . .	.....

<b>Tax rate .....</b>	<b>\$8.48</b>
Local school tax rate . . . . .	4.45
County tax rate . . . . .	1.71
Local purpose tax rate . . . . .	2.32

<b>TAXES</b>	
Local school tax ...	\$33,782.53
County taxes .....	13,022.16
Special district taxes . . . . .	.....
Local purpose levy . . . . .	\$46,804.69
.....	17,544.34
<b>Total tax levy (tax duplicate) ..</b>	<b>\$64,349.03</b>
<b>Per Capita Total Tax Levy .....</b>	
.....	<b>\$47.84</b>
<b>Current</b>	
1950 taxes levied (total) . . . . .	\$64,360.52
Collected in 1950 . . . . .	58,039.09
Per cent of levy collected in 1950 . . . . .	90.18
Transferred to liens . . . . .	238.09
Cancelled, abated or adjusted . . . . .	224.36
Outstanding December 31, 1950 ..	\$5,858.98
<b>All Prior Years Outstanding</b>	
Balance January 1, 1950 . . . . .	\$6,555.37
Collected in 1950 . . . . .	5,923.25
Balance December 31, 1950 . . . . .	\$414.74
<b>Tax Title Liens Outstanding</b>	
Balance January 1, 1950 . . . . .	\$7,880.99
Redeemed by cash . . . . .	269.02
Balance December 31, 1950 . . . . .	\$7,890.61
<b>Property Acquired by Deed or Foreclosure</b>	
Balance January 1, 1950 . . . . .	.....
Sale for cash . . . . .	.....
Balance December 31, 1950 . . . . .	.....

<b>CAPITAL DEBT, DECEMBER 31, 1950</b>	
<b>Gross Debt</b>	
School debt . . . . .	.....
Self-liquidating debt. . . . .	\$14,000.00
Other capital debt . . . . .	.....
<b>TOTAL GROSS DEBT .....</b>	<b>\$14,000.00</b>
<b>Per Capita Gross Debt .....</b>	<b>\$10.41</b>
<b>Deductions for</b>	
School debt . . . . .	.....
Self-liquidating debt. . . . .	\$14,000.00
Other capital debt . . . . .	.....
<b>TOTAL DEDUCTIONS .....</b>	<b>14,000.00</b>
<b>NET DEBT .....</b>	<b>.....</b>

<b>Average Assessed Valuations</b>	
<b>Real Property 1948-1949-1950..</b>	<b>\$705,805.00</b>
<b>Per Cent of Net Debt .....</b>	<b>.....</b>

<b>CURRENT FINANCES DECEMBER 31, 1950</b>	
Cash . . . . .	\$16,557.55
Taxes receivable . . . . .	6,273.72
Tax title liens . . . . .	7,890.61
Foreclosed property . . . . .	.....
Accounts receivable . . . . .	109.99
State road aid receivable . . . . .	.....
Emergencies and deferred charges ..	.....
<b>TOTAL ASSETS .....</b>	<b>\$30,831.87</b>
Cash liabilities . . . . .	\$2,848.16
Reserves . . . . .	14,274.32
Surplus revenue . . . . .	13,709.39
<b>TOTAL LIABILITIES AND SURPLUS .....</b>	<b>\$30,831.87</b>

**STILLWATER TOWNSHIP—SUSSEX COUNTY**

Population Census, 1950—821  
1940—679

Land Area 29.1 sq. mi.

Net Valuation Taxable \$910,870

**EXPENDITURES AND RE-  
QUIRED PAYMENTS FOR 1950**

<b>General Government</b>	
Administrative and executive . . .	\$2,198.34
Assessment and collection of taxes	1,096.27
Finance Department . . . . .	225.00
<b>Protection to Persons &amp; Property</b>	
Fire . . . . .	300.00
Police . . . . .	70.00
Other . . . . .	.....
<b>Streets and Roads</b>	
Repairs and maintenance . . . . .	21,692.03
Street lighting . . . . .	.....
<b>Sanitation</b>	
Street cleaning . . . . .	.....
Garbage and ash removal . . . . .	.....
Sewers . . . . .	.....
<b>Health and Charities</b>	
Health service . . . . .	75.00
Poor (including relief) . . . . .	200.00
Hospitals (aid and maintenance) . . .	325.00
Other . . . . .	70.00
<b>Recreation</b>	
Beaches and boardwalks . . . . .	.....
Parks and playgrounds . . . . .	.....
Other . . . . .	.....
<b>Educational</b> (Exclusive of school districts) . . . . .	
<b>Unclassified Purposes</b> (Including contingent) . . . . .	
	50.00
<b>SUB-TOTAL—Municipal functions..</b>	<b>\$26,301.64</b>

<b>Per Capita—Municipal functions . . .</b>	<b>\$32.04</b>
Capital imp'ts and capital imp't fund	\$5,685.75
<b>Debt Service</b>	
Principal payments . . . . .	.....
Interest payments ..	\$25.00
Total . . . . .	25.00
<b>Per Capita Debt Service . . . . .</b>	<b>\$0.03</b>
<b>Deferred Charges and Statutory Expenditures</b>	
Emergences . . . . .	.....
Other deferred chgs. . . . .	.....
Total . . . . .	.....

<b>TOTAL—Municipal expenditures . .</b>	<b>\$32,012.39</b>
<b>Required Payments for Local School, County, and Special District Taxes . . . . .</b>	<b>42,692.26</b>

<b>TOTAL EXPENDITURES AND REQUIRED PAYMENTS . . . . .</b>	<b>\$74,704.65</b>
Reserve for uncollected taxes . . . . .	\$8,202.11
<b>GRAND TOTAL—Budget . . . . .</b>	<b>\$82,906.78</b>

<b>RECEIPTS AND REVENUES REALIZED IN 1950 TO MEET EXPENDITURES AND REQUIRED PAYMENTS</b>	
Surplus revenue appropriated . . . . .	\$5,000.00
Miscellaneous revenues realized . . . . .	11,963.84
State aid revenues realized . . . . .	11,137.00
<b>Delinquent taxes including</b>	
licns—1950 collections . . . . .	8,588.26
Current taxes—1950 collections..	45,132.71
Emergency borrowings . . . . .	.....
<b>TOTAL RECEIPTS AND REVENUES REALIZED . . . . .</b>	<b>\$81,821.81</b>

**CAPITAL OUTLAY—1950**

Beaches and boardwalks . . . . .	.....
Buildings and equipment . . . . .	.....
Parks and playgrounds . . . . .	.....
Sewers . . . . .	.....
Streets, roads and bridges . . . . .	\$10,947.83
Water supply . . . . .	.....
Other . . . . .	500.00

<b>Tax rate . . . . .</b>	<b>\$5.68</b>
Local school tax rate . . . . .	2.97
County tax rate . . . . .	1.71
Local purpose tax rate . . . . .	1.00

**TAXES**

Local school tax . . . . .	\$27,072.50
County taxes . . . . .	15,619.76
Special district taxes . . . . .	.....
Local purpose levy . . . . .	9,027.50
<b>Total tax levy (tax duplicate) ..</b>	<b>\$51,719.76</b>
<b>Per Capita Total Tax Levy . . . . .</b>	<b>\$63.00</b>

<b>Current</b>	
1950 taxes levied (total) . . . . .	\$51,725.39
Collected in 1950 . . . . .	45,132.71
Per cent of levy collected in 1950 . . . . .	87.25
Transferred to liens . . . . .	.....
Cancelled, abated or adjusted . . . . .	73.81
Outstanding December 31, 1950 ..	\$6,518.87

<b>All Prior Years Outstanding</b>	
Balance January 1, 1950 . . . . .	\$8,692.48
Collected in 1950 . . . . .	8,588.26
Balance December 31, 1950 . . . . .	\$68.83

<b>Tax Title Liens Outstanding</b>	
Balance January 1, 1950 . . . . .	.....
Redeemed by cash . . . . .	.....
Balance December 31, 1950 . . . . .	.....

<b>Property Acquired by Deed or Foreclosure</b>	
Balance January 1, 1950 . . . . .	.....
Sale for cash . . . . .	.....
Balance December 31, 1950 . . . . .	.....

**CAPITAL DEBT, DECEMBER 31, 1950**

<b>Gross Debt</b>	
School debt . . . . .	\$15,000.00
Self-liquidating debt. . . . .	.....
Other capital debt ..	927.00
<b>TOTAL GROSS DEBT . . . . .</b>	<b>\$15,927.00</b>
<b>Per Capita Gross Debt . . . . .</b>	<b>\$19.40</b>

<b>Deductions for</b>	
School debt . . . . .	\$15,000.00
Self-liquidating debt. . . . .	.....
Other capital debt ..	927.00
<b>TOTAL DEDUCTIONS . . . . .</b>	<b>15,927.00</b>
<b>NET DEBT . . . . .</b>	<b>.....</b>

<b>Average Assessed Valuations</b>	
Real Property 1948-1949-1950..	\$782,607.00
Per Cent of Net Debt . . . . .	.....

**CURRENT FINANCES DECEMBER 31, 1950**

Cash . . . . .	\$37,549.02
Taxes receivable . . . . .	6,587.70
Tax title liens . . . . .	.....
Foreclosed property . . . . .	.....
Accounts receivable . . . . .	107.00
State road aid receivable . . . . .	.....
Emergences and deferred charges ..	.....
<b>TOTAL ASSETS . . . . .</b>	<b>\$44,243.72</b>

Cash liabilities . . . . .	\$1,369.51
Reserves . . . . .	6,694.70
Surplus revenue . . . . .	36,179.51
<b>TOTAL LIABILITIES AND SURPLUS . . . . .</b>	<b>\$44,243.72</b>

**STOCKTON BOROUGH—HUNTERDON COUNTY**

Population Census, 1950—486      Land Area 0.6 sq. mi.      Net Valuation Taxable \$248,694  
 1940—478

<b>EXPENDITURES AND REQUIRED PAYMENTS FOR 1950</b>	
<b>General Government</b>	
Administrative and executive .....	\$2,065.09
Assessment and collection of taxes	325.00
Finance Department .....	.....
<b>Protection to Persons &amp; Property</b>	
Fire .....	200.00
Police .....	275.00
Other .....	.....
<b>Streets and Roads</b>	
Repairs and maintenance .....	1,364.07
Street lighting .....	796.84
<b>Sanitation</b>	
Street cleaning .....	.....
Garbage and ash removal .....	1,500.00
Sewers .....	.....
<b>Health and Charities</b>	
Health service .....	344.00
Poor (including relief) .....	35.00
Hospitals (aid and maintenance) ..	5.00
Other .....	25.00
<b>Recreation</b>	
Beaches and boardwalks .....	.....
Parks and playgrounds .....	.....
Other .....	.....
<b>Educational</b>	
(Exclusive of school districts) ..	.....
<b>Unclassified Purposes</b>	
(Including contingent) .....	5.00
<b>SUB-TOTAL—Municipal functions..</b>	<b>\$6,940.00</b>
<b>Per Capita—Municipal functions .....</b>	
Capital imp'ts and capital imp't fund	\$14.28
<b>Debt Service</b>	
Principal payments ..	.....
Interest payments ..	.....
<b>Total .....</b>	<b>.....</b>
<b>Per Capita Debt Service .....</b>	
<b>Deferred Charges and Statutory Expenditures</b>	
Emergencies .....	.....
Other deferred chgs. ....	.....
<b>Total .....</b>	<b>.....</b>
<b>TOTAL—Municipal expenditures ...</b>	<b>\$6,940.00</b>
<b>Required Payments for Local School, County, and Special District Taxes .....</b>	
	12,021.22
<b>TOTAL EXPENDITURES AND REQUIRED PAYMENTS .....</b>	<b>\$18,961.22</b>
Reserve for uncollected taxes .....	\$2,627.00
<b>GRAND TOTAL—Budget .....</b>	<b>\$21,588.22</b>
<b>RECEIPTS AND REVENUES REALIZED IN 1950 TO MEET EXPENDITURES AND REQUIRED PAYMENTS</b>	
Surplus revenue appropriated ..	\$3,000.00
Miscellaneous revenues realized.	3,949.70
State aid revenues realized .....	603.00
Delinquent taxes including	
liens—1950 collections .....	2,424.68
Current taxes—1950 collections..	11,523.50
Emergency borrowings .....	.....
<b>TOTAL RECEIPTS AND REVENUES REALIZED .....</b>	<b>\$21,500.88</b>

<b>Tax rate .....</b>	<b>\$5.25</b>
Local school tax rate .....	3.87
County tax rate .....	0.97
Local purpose tax rate .....	0.41
<b>TAXES</b>	
Local school tax ...	\$9,625.00
County taxes .....	2,396.22
Special district taxes .....	.....
<b>Local purpose levy .....</b>	<b>\$12,021.22</b>
	1,035.00
<b>Total tax levy (tax duplicate) ..</b>	<b>\$13,056.22</b>
<b>Per Capita Total Tax Levy .....</b>	
	\$26.86
<b>Current</b>	
1950 taxes levied (total) .....	\$13,056.22
Collected in 1950 .....	11,523.50
Per cent of levy collected in 1950 ...	88.26
Transferred to liens .....	.....
Cancelled, abated or adjusted ..	.....
Outstanding December 31, 1950 ..	\$1,532.72
<b>All Prior Years Outstanding</b>	
Balance January 1, 1950 .....	\$7,140.17
Collected in 1950 .....	2,424.68
Balance December 31, 1950 .....	\$4,644.30
<b>Tax Title Liens Outstanding</b>	
Balance January 1, 1950 .....	.....
Redeemed by cash .....	.....
Balance December 31, 1950 .....	.....
<b>Property Acquired by Deed or Foreclosure</b>	
Balance January 1, 1950 .....	.....
Sale for cash .....	.....
Balance December 31, 1950 .....	.....

<b>CAPITAL DEBT, DECEMBER 31, 1950</b>	
<b>Gross Debt</b>	
School debt .....	.....
Self-liquidating debt. ....	.....
Other capital debt ..	.....
<b>TOTAL GROSS DEBT .....</b>	<b>.....</b>
<b>Per Capita Gross Debt .....</b>	
	.....
<b>Deductions for</b>	
School debt .....	.....
Self-liquidating debt. ....	.....
Other capital debt ..	.....
<b>TOTAL DEDUCTIONS .....</b>	<b>.....</b>
<b>NET DEBT .....</b>	<b>.....</b>

**Average Assessed Valuations**  
 Real Property 1948-1949-1950.. \$226,261.00  
 Per Cent of Net Debt .....

<b>CURRENT FINANCES DECEMBER 31, 1950</b>	
Cash .....	\$4,253.20
Taxes receivable .....	6,177.02
Tax title liens .....	.....
Foreclosed property .....	.....
Accounts receivable .....	452.67
State road aid receivable .....	603.00
Emergencies and deferred charges ..	.....
<b>TOTAL ASSETS .....</b>	<b>\$11,485.89</b>
Cash liabilities .....	\$1,057.20
Reserves .....	6,629.69
Surplus revenue .....	3,799.00
<b>TOTAL LIABILITIES AND SURPLUS .....</b>	<b>\$11,485.89</b>

<b>CAPITAL OUTLAY—1950</b>	
Beaches and boardwalks .....	.....
Buildings and equipment .....	.....
Parks and playgrounds .....	.....
Sewers .....	.....
Streets, roads and bridges .....	.....
Water supply .....	.....
Other .....	.....

**STONE HARBOR BOROUGH—CAPE MAY COUNTY**

Population Census, 1950—666      Land Area 1.1 sq. mi.      Net Valuation Taxable \$3,049,836  
 1940—383

<b>EXPENDITURES AND REQUIRED PAYMENTS FOR 1950</b>	
<b>General Government</b>	
Administrative and executive .....	\$23,918.76
Assessment and collection of taxes .....	10,020.00
Finance Department .....	900.00
<b>Protection to Persons &amp; Property</b>	
Fire .....	5,337.92
Police .....	22,370.85
Other .....	.....
<b>Streets and Roads</b>	
Repairs and maintenance .....	29,865.65
Street lighting .....	6,282.67
<b>Sanitation</b>	
Street cleaning .....	.....
Garbage and ash removal .....	5,800.00
Sewers .....	12,770.55
<b>Health and Charities</b>	
Health service .....	216.08
Poor (including relief) .....	180.00
Hospitals (aid and maintenance) .....	.....
Other .....	1,400.00
<b>Recreation</b>	
Beaches and boardwalks .....	.....
Parks and playgrounds .....	.....
Other .....	8,510.02
<b>Educational</b>	
(Exclusive of school districts) ..	.....
<b>Unclassified Purposes</b>	
(Including contingent) .....	2,665.36
<b>SUB-TOTAL—Municipal functions..</b>	<b>\$130,237.86</b>
<b>Per Capita—Municipal functions .....</b>	<b>\$195.55</b>
Capital imp'ts and capital imp't fund .....	\$57,000.00
<b>Debt Service</b>	
Principal payments ..	\$21,000.00
Interest payments ..	9,447.50
<b>Total .....</b>	<b>30,447.50</b>
<b>Per Capita Debt Service .....</b>	<b>\$45.72</b>
<b>Deferred Charges and Statutory Expenditures</b>	
Emergencies .....	.....
Other deferred chgs. ....	\$1,670.00
<b>Total .....</b>	<b>1,670.00</b>
<b>TOTAL—Municipal expenditures ..</b>	<b>\$219,355.36</b>
<b>Required Payments for Local School, County and Special District Taxes .....</b>	
	56,162.77
<b>TOTAL EXPENDITURES AND REQUIRED PAYMENTS .....</b>	<b>\$275,518.13</b>
Reserve for uncollected taxes .....	\$24,710.29
<b>GRAND TOTAL—Budget .....</b>	<b>\$300,228.42</b>

<b>RECEIPTS AND REVENUES REALIZED IN 1950 TO MEET EXPENDITURES AND REQUIRED PAYMENTS</b>	
Surplus revenue appropriated ..	\$60,000.00
Miscellaneous revenues realized.	157,562.86
State aid revenues realized .....	12,081.61
<b>Delinquent taxes including</b>	
liens—1950 collections .....	6,506.22
Current taxes—1950 collections..	188,632.36
Emergency borrowings .....	.....
<b>TOTAL RECEIPTS AND REVENUES REALIZED .....</b>	<b>\$424,783.05</b>

<b>CAPITAL OUTLAY—1950</b>	
Beaches and boardwalks .....	\$141,429.12
Buildings and equipment .....	.....
Parks and playgrounds .....	.....
Sewers .....	.....
Streets, roads and bridges .....	.....
Water supply .....	16,632.57
Other .....	772.53

<b>Tax rate .....</b>	<b>\$6.26</b>
Local school tax rate .....	0.57
County tax rate .....	1.27
Local purpose tax rate .....	4.42
<b>TAXES</b>	
Local school tax ...	\$17,491.00
County taxes .....	38,671.77
Special district taxes .....	.....
Local purpose levy .....	\$56,162.77
	134,863.79
<b>Total tax levy (tax duplicate) ..</b>	<b>\$191,026.56</b>
<b>Per Capita Total Tax Levy .....</b>	<b>\$286.83</b>
<b>Current</b>	
1950 taxes levied (total) .....	\$199,003.86
Collected in 1950 .....	188,632.36
Per cent of levy collected in 1950 ...	94.78
Transferred to liens .....	3,463.07
Cancelled, abated or adjusted ....	283.58
Outstanding December 31, 1950 ..	\$6,624.85
<b>All Prior Years Outstanding</b>	
Balance January 1, 1950 .....	\$6,158.63
Collected in 1950 .....	5,892.68
Balance December 31, 1950 .....	\$36.43
<b>Tax Title Liens Outstanding</b>	
Balance January 1, 1950 .....	\$58,326.47
Redeemed by cash .....	613.54
Balance December 31, 1950 .....	\$44,283.62
<b>Property Acquired by Deed or Foreclosure</b>	
Balance January 1, 1950 .....	\$268,053.48
Sale for cash .....	115,031.93
Balance December 31, 1950 .....	\$211,037.03

<b>CAPITAL DEBT, DECEMBER 31, 1950</b>	
<b>Gross Debt</b>	
School debt .....	.....
Self-liquidating debt.	.....
Other capital debt ..	\$245,500.00
<b>TOTAL GROSS DEBT .....</b>	<b>\$245,500.00</b>
<b>Per Capita Gross Debt .....</b>	
	<b>\$368.62</b>
<b>Deductions for</b>	
School debt .....	.....
Self-liquidating debt.	.....
Other capital debt ..	.....
<b>TOTAL DEDUCTIONS .....</b>	<b>.....</b>
<b>NET DEBT .....</b>	<b>\$245,500.00</b>

<b>Average Assessed Valuations</b>	
Real Property 1948-1949-1950..	\$2,745,311.00
Per Cent of Net Debt .....	8.94

<b>CURRENT FINANCES DECEMBER 31, 1950</b>	
Cash .....	\$240,540.67
Taxes receivable .....	6,661.28
Tax title liens .....	44,283.62
Foreclosed property .....	211,037.03
Accounts receivable .....	109.71
State road aid receivable .....	156.73
Emergencies and deferred charges ..	16,000.00
<b>TOTAL ASSETS .....</b>	<b>\$518,789.04</b>
Cash liabilities .....	\$29,993.22
Reserves .....	262,091.64
Surplus revenue .....	226,704.18
<b>TOTAL LIABILITIES AND SURPLUS .....</b>	<b>\$518,789.04</b>



## STRATFORD BOROUGH—CAMDEN COUNTY

Population Census, 1950—1,355  
1940—980

Land Area 1.47 sq. mi.

Net tValuation Taxable \$799,998

### EXPENDITURES AND RE- QUIRED PAYMENTS FOR 1950

<b>General Government</b>	
Administrative and executive . . .	\$3,402.57
Assessment and collection of taxes	1,431.60
Finance Department . . . . .	.....
<b>Protection to Persons &amp; Property</b>	
Fire . . . . .	1,741.30
Police . . . . .	680.05
Other . . . . .	.....
<b>Streets and Roads</b>	
Repairs and maintenance . . . . .	6,813.33
Street lighting . . . . .	2,774.62
<b>Sanitation</b>	
Street cleaning . . . . .	.....
Garbage and ash removal . . . . .	663.00
Sewers . . . . .	.....
<b>Health and Charities</b>	
Health service . . . . .	348.27
Poor (including relief) . . . . .	375.00
Hospitals (aid and maintenance) . . . . .	.....
Other . . . . .	.....
<b>Recreation</b>	
Beaches and boardwalks . . . . .	.....
Parks and playgrounds . . . . .	.....
Other . . . . .	.....
<b>Educational</b>	
(Exclusive of school districts) . . . . .	47.55
<b>Unclassified Purposes</b>	
(Including contingent) . . . . .	395.00
<b>SUB-TOTAL—Municipal functions..</b>	<b>\$18,672.29</b>

<b>Per Capita—Municipal functions . . . . .</b>	<b>\$13.78</b>
Capital imp'ts and capital imp't fund	\$10,000.00
<b>Debt Service</b>	
Principal payments . . . . .	\$3,000.00
Interest payments . . . . .	1,215.00
<b>Total . . . . .</b>	<b>4,215.00</b>
<b>Per Capita Debt Service . . . . .</b>	<b>\$3.11</b>
<b>Deferred Charges and Statutory Expenditures</b>	
Emergencies . . . . .	.....
Other deferred chgs. . . . .	\$305.80
<b>Total . . . . .</b>	<b>305.80</b>

**TOTAL—Municipal expenditures . . . . .** **\$33,193.09**

**Required Payments for Local School, County, and Special District Taxes . . . . .** **39,752.17**

**TOTAL EXPENDITURES AND REQUIRED PAYMENTS . . . . .** **\$72,945.26**

Reserve for uncollected taxes . . . . . \$8,721.00

**GRAND TOTAL—Budget . . . . .** **\$81,666.26**

### RECEIPTS AND REVENUES REALIZED IN 1950 TO MEET EXPENDITURES AND RE- QUIRED PAYMENTS

Surplus revenue appropriated . . . . .	\$4,200.00
Miscellaneous revenues realized . . . . .	11,012.09
State aid revenues realized . . . . .	4,632.50
<b>Delinquent taxes including</b>	
liens—1950 collections . . . . .	6,720.52
Current taxes—1950 collections..	45,629.97
Emergency borrowings . . . . .	.....
<b>TOTAL RECEIPTS AND REVENUES REALIZED . . . . .</b>	<b>\$72,195.08</b>

### CAPITAL OUTLAY—1950

Beaches and boardwalks . . . . .	.....
Buildings and equipment . . . . .	.....
Parks and playgrounds . . . . .	.....
Sewers . . . . .	.....
Streets, roads and bridges . . . . .	.....
Water supply . . . . .	.....
Other . . . . .	.....

<b>Tax rate . . . . .</b>	<b>\$6.60</b>
Local school tax rate . . . . .	3.54
County tax rate . . . . .	1.42
Local purpose tax rate . . . . .	1.64

### TAXES

Local school tax . . . . .	\$28,354.89
County taxes . . . . .	11,397.28
Special district taxes . . . . .	.....
<b>Local purpose levy . . . . .</b>	<b>\$39,752.17</b>
<b>Local purpose levy . . . . .</b>	<b>12,988.70</b>
<b>Total tax levy (tax duplicate) ..</b>	<b>\$52,740.87</b>

**Per Capita Total Tax Levy . . . . .** **\$38.92**

<b>Current</b>	
1950 taxes levied (total) . . . . .	\$53,917.56
Collected in 1950 . . . . .	45,629.97
Per cent of levy col- lected in 1950 . . . . .	84.62
Transferred to liens . . . . .	2,440.34
Cancelled, abated or adjusted . . . . .	14.86
Outstanding December 31, 1950 ..	\$5,832.39

<b>All Prior Years Outstanding</b>	
Balance January 1, 1950 . . . . .	\$6,227.54
Collected in 1950 . . . . .	5,799.65
Balance December 31, 1950 . . . . .	\$0.06

<b>Tax Title Liens Outstanding</b>	
Balance January 1, 1950 . . . . .	\$22,180.91
Redeemed by cash . . . . .	920.87
Balance December 31, 1950 . . . . .	\$23,058.00

<b>Property Acquired by Deed or Foreclosure</b>	
Balance January 1, 1950 . . . . .	\$23,410.00
Sale for cash . . . . .	3,085.00
Balance December 31, 1950 . . . . .	\$20,900.00

### CAPITAL DEBT, DECEMBER 31, 1950

<b>Gross Debt</b>	
School debt . . . . .	.....
Self-liquidating debt. . . . .	.....
Other capital debt ..	\$24,000.00

**TOTAL GROSS DEBT . . . . .** **\$24,000.00**

**Per Capita Gross Debt . . . . .** **\$17.71**

<b>Deductions for</b>	
School debt . . . . .	.....
Self-liquidating debt. . . . .	.....
Other capital debt ..	.....

**TOTAL DEDUCTIONS . . . . .** **.....**

**NET DEBT . . . . .** **\$24,000.00**

<b>Average Assessed Valuations</b>	
Real Property 1948-1949-1950..	\$750,576.00
Per Cent of Net Debt . . . . .	3.19

### CURRENT FINANCES DECEMBER 31, 1950

Cash . . . . .	\$19,564.20
Taxes receivable . . . . .	5,832.45
Tax title liens . . . . .	23,058.00
Foreclosed property . . . . .	20,900.00
Accounts receivable . . . . .	742.31
State road aid receivable . . . . .	1,854.38
Emergencies and deferred charges ..	10,000.00
<b>TOTAL ASSETS . . . . .</b>	<b>\$81,951.34</b>

Cash liabilities . . . . .	\$2,114.42
Reserves . . . . .	50,532.76
Surplus revenue . . . . .	29,304.16

**TOTAL LIABILITIES AND SURPLUS . . . . .** **\$81,951.34**

# SUMMIT CITY—UNION COUNTY

Population Census, 1950—17,890      Land Area 6.0 sq. mi.      Net Valuation Taxable \$35,619,095  
 1940—16,165

<b>EXPENDITURES AND RE- QUIRED PAYMENTS FOR 1950</b>	
<b>General Government</b>	
Administrative and executive . . . . .	\$60,792.70
Assessment and collection of taxes	22,165.55
Finance Department . . . . .	8,445.00
<b>Protection to Persons &amp; Property</b>	
Fire . . . . .	87,749.87
Police . . . . .	162,429.00
Other . . . . .	28,418.34
<b>Streets and Roads</b>	
Repairs and maintenance . . . . .	56,298.69
Street lighting . . . . .	24,468.34
<b>Sanitation</b>	
Street cleaning . . . . .	12,545.66
Garbage and ash removal . . . . .	83,920.00
Sewers . . . . .	49,035.54
<b>Health and Charities</b>	
Health service . . . . .	26,955.78
Poor (including relief) . . . . .	28,361.00
Hospitals (aid and maintenance) . . . . .	. . . . .
Other . . . . .	. . . . .
<b>Recreation</b>	
Beaches and boardwalks . . . . .	. . . . .
Parks and playgrounds . . . . .	11,010.91
Other . . . . .	41,020.00
<b>Educational</b>	
(Exclusive of school districts) . . . . .	42,802.00
<b>Unclassified Purposes</b>	
(Including contingent) . . . . .	46,005.42
<b>SUB-TOTAL—Municipal functions..</b>	<b>\$792,423.80</b>

<b>Per Capita—Municipal functions . . . . .</b>	<b>\$44.29</b>
Capital imp'ts and capital imp't fund	\$98,115.80
<b>Debt Service</b>	
Principal payments . . . . .	\$185,000.00
Interest payments . . . . .	64,372.25
<b>Total . . . . .</b>	<b>249,372.25</b>
<b>Per Capita Debt Service . . . . .</b>	<b>\$13.94</b>
<b>Deferred Charges and Statutory Expenditures</b>	
Emergencies . . . . .	\$11,482.17
Other deferred chgs. . . . .	134,730.61
<b>Total . . . . .</b>	<b>146,212.78</b>
<b>TOTAL—Municipal expenditures . . .</b>	<b>\$1,286,124.63</b>

<b>Required Payments for Local School, County, and Special District Taxes . . . . .</b>	<b>952,816.41</b>
<b>TOTAL EXPENDITURES AND REQUIRED PAYMENTS . . . . .</b>	<b>\$2,238,941.04</b>
Reserve for uncollected taxes . . . . .	\$240,866.19
<b>GRAND TOTAL—Budget . . . . .</b>	<b>\$2,479,807.23</b>
<b>RECEIPTS AND REVENUES REALIZED IN 1950 TO MEET EXPENDITURES AND REQUIRED PAYMENTS</b>	
Surplus revenue appropriated . . . . .	\$317,532.86
Miscellaneous revenues realized.	315,299.36
State aid revenues realized . . . . .	8,428.00
<b>Delinquent taxes including</b>	
liens—1950 collections . . . . .	76,887.75
Current taxes—1950 collections..	1,785,714.85
Emergency borrowings . . . . .	. . . . .
<b>TOTAL RECEIPTS AND REVENUES REALIZED . . . . .</b>	<b>\$2,503,862.82</b>

<b>CAPITAL OUTLAY—1950</b>	
Beaches and boardwalks . . . . .	. . . . .
Buildings and equipment . . . . .	\$2,670.34
Parks and playgrounds . . . . .	. . . . .
Sewers . . . . .	42,360.12
Streets, roads and bridges . . . . .	7,018.47
Water supply . . . . .	. . . . .
Other . . . . .	14,473.50

<b>Tax rate . . . . .</b>	<b>\$5.17</b>
Local school tax rate . . . . .	1.89
County tax rate . . . . .	0.79
Local purpose tax rate . . . . .	2.49

<b>TAXES</b>	
Local school tax . . . . .	\$672,115.50
County taxes . . . . .	280,700.91
Special district taxes . . . . .	. . . . .
Local purpose levy . . . . .	\$952,816.41
	895,424.36
<b>Total tax levy (tax duplicate) . .</b>	<b>\$1,848,240.77</b>

<b>Per Capita Total Tax Levy . . . . .</b>	<b>\$103.31</b>
<b>Current</b>	
1950 taxes levied (total) . . . . .	\$1,873,781.42
Collected in 1950 . . . . .	1,785,714.85
Per cent of levy collected in 1950 . . . . .	95.30
Transferred to liens . . . . .	705.72
Cancelled, abated or adjusted . . . . .	4,357.10
Outstanding December 31, 1950 . . . . .	\$83,003.75

<b>All Prior Years Outstanding</b>	
Balance January 1, 1950 . . . . .	\$77,852.19
Collected in 1950 . . . . .	76,603.25
Balance December 31, 1950 . . . . .	\$107.00

<b>Tax Title Liens Outstanding</b>	
Balance January 1, 1950 . . . . .	\$2,295.55
Redeemed by cash . . . . .	284.50
Balance December 31, 1950 . . . . .	\$1,096.64

<b>Property Acquired by Deed or Foreclosure</b>	
Balance January 1, 1950 . . . . .	\$55,738.50
Sale for cash . . . . .	14,350.25
Balance December 31, 1950 . . . . .	\$50,854.50

### CAPITAL DEBT, DECEMBER 31, 1950

<b>Gross Debt</b>	
School debt . . . . .	\$1,725,000.00
Self-liquidating debt.	284.50
Other capital debt . . . . .	581,561.00
<b>TOTAL GROSS DEBT . . . . .</b>	<b>\$2,306,561.00</b>
<b>Per Capita Gross Debt . . . . .</b>	<b>\$128.93</b>

<b>Deductions for</b>	
School debt . . . . .	\$1,725,000.00
Self-liquidating debt. . . . .	. . . . .
Other capital debt . . . . .	. . . . .
<b>TOTAL DEDUCTIONS . . . . .</b>	<b>1,725,000.00</b>
<b>NET DEBT . . . . .</b>	<b>\$581,561.00</b>

<b>Average Assessed Valuations</b>	
Real Property 1948-1949-1950..	\$31,678,545.00
Per Cent of Net Debt . . . . .	1.38

### CURRENT FINANCES DECEMBER 31, 1950

Cash . . . . .	\$374,602.15
Taxes receivable . . . . .	83,110.75
Tax title liens . . . . .	1,096.64
Foreclosed property . . . . .	50,854.50
Accounts receivable . . . . .	1,995.82
State road aid receivable . . . . .	4,766.92
Emergencies and deferred charges . . . . .	. . . . .
<b>TOTAL ASSETS . . . . .</b>	<b>\$516,426.78</b>

Cash liabilities . . . . .	\$71,020.57
Reserves . . . . .	137,057.71
Surplus revenue . . . . .	308,348.50
<b>TOTAL LIABILITIES AND SURPLUS . . . . .</b>	<b>\$516,426.78</b>

## SURF CITY BOROUGH—OCEAN COUNTY

Population Census, 1950—288  
1940—129

Land Area 0.9 sq. mi.

Net Valuation Taxable \$825,046

### EXPENDITURES AND REQUIRED PAYMENTS FOR 1950

<b>General Government</b>	
Administrative and executive . . . . .	\$7,600.00
Assessment and collection of taxes . . . . .	4,950.00
Finance Department . . . . .	.....
<b>Protection to Persons &amp; Property</b>	
Fire . . . . .	3,200.00
Police . . . . .	10,470.00
Other . . . . .	.....
<b>Streets and Roads</b>	
Repairs and maintenance . . . . .	18,184.45
Street lighting . . . . .	3,800.00
<b>Sanitation</b>	
Street cleaning . . . . .	.....
Garbage and ash removal . . . . .	3,000.00
Sewers . . . . .	.....
<b>Health and Charities</b>	
Health service . . . . .	.....
Poor (including relief) . . . . .	100.00
Hospitals (aid and maintenance) . . . . .	.....
Other . . . . .	.....
<b>Recreation</b>	
Beaches and boardwalks . . . . .	2,080.00
Parks and playgrounds . . . . .	.....
Other . . . . .	.....
<b>Educational</b>	
(Exclusive of school districts) . . . . .	.....
<b>Unclassified Purposes</b>	
(Including contingent) . . . . .	200.00
<b>SUB-TOTAL—Municipal functions..</b>	<b>\$53,584.45</b>

<b>Per Capita—Municipal functions . . . . .</b>	<b>\$186.06</b>
Capital imp'ts and capital imp't fund . . . . .	.....
<b>Debt Service</b>	
Principal payments . . . . .	.....
Interest payments . . . . .	.....
<b>Total . . . . .</b>	<b>.....</b>
<b>Per Capita Debt Service . . . . .</b>	
<b>Deferred Charges and Statutory Expenditures</b>	
Emergencies . . . . .	.....
Other deferred chgs. . . . .	\$376.33
<b>Total . . . . .</b>	<b>\$376.33</b>

**TOTAL—Municipal expenditures . . . . . \$53,960.78**

**Required Payments for Local School, County, and Special District Taxes . . . . . 27,297.15**

**TOTAL EXPENDITURES AND REQUIRED PAYMENTS . . . . . \$81,257.93**

Reserve for uncollected taxes . . . . . \$6,248.87

**GRAND TOTAL—Budget . . . . . \$87,506.80**

### RECEIPTS AND REVENUES REALIZED IN 1950 TO MEET EXPENDITURES AND REQUIRED PAYMENTS

Surplus revenue appropriated . . . . .	\$17,546.27
Miscellaneous revenues realized . . . . .	7,201.29
State aid revenues realized . . . . .	4,756.00
<b>Delinquent taxes including</b>	
licns—1950 collections . . . . .	4,458.74
Current taxes—1950 collections..	54,627.54
Emergency borrowings . . . . .	.....
<b>TOTAL RECEIPTS AND REVENUES REALIZED . . . . .</b>	<b>\$88,589.84</b>

### CAPITAL OUTLAY—1950

Beaches and boardwalks . . . . .	.....
Buildings and equipment . . . . .	.....
Parks and playgrounds . . . . .	.....
Sewers . . . . .	.....
Streets, roads and bridges . . . . .	.....
Water supply . . . . .	.....
Other . . . . .	.....

<b>Tax rate . . . . .</b>	<b>\$6.89</b>
Local school tax rate . . . . .	1.27
County tax rate . . . . .	2.04
Local purpose tax rate . . . . .	3.58

### TAXES

Local school tax . . . . .	\$10,500.00
County taxes . . . . .	16,797.15
Special district taxes . . . . .	.....
<b>Local purpose levy . . . . .</b>	<b>\$27,297.15</b>
<b>Total tax levy (tax duplicate) ..</b>	<b>\$56,771.08</b>

**Per Capita Total Tax Levy . . . . . \$197.12**

<b>Current</b>	
1950 taxes levied (total) . . . . .	\$58,830.70
Collected in 1950 . . . . .	54,627.54
Per cent of levy collected in 1950 . . . . .	92.85
Transferred to liens . . . . .	838.98
Cancelled, abated or adjusted . . . . .	.....
Outstanding December 31, 1950 . . . . .	\$3,364.18

<b>All Prior Years Outstanding</b>	
Balance January 1, 1950 . . . . .	\$4,339.34
Collected in 1950 . . . . .	4,281.46
Balance December 31, 1950 . . . . .	\$57.88

<b>Tax Title Liens Outstanding</b>	
Balance January 1, 1950 . . . . .	\$21,946.07
Redeemed by cash . . . . .	177.28
Balance December 31, 1950 . . . . .	\$22,607.77

<b>Property Acquired by Deed or Foreclosure</b>	
Balance January 1, 1950 . . . . .	\$32,766.00
Sale for cash . . . . .	25,425.00
Balance December 31, 1950 . . . . .	\$29,341.00

### CAPITAL DEBT, DECEMBER 31, 1950

<b>Gross Debt</b>	
School debt . . . . .	\$38,258.00
Self-liquidating debt. . . . .	9,000.00
Other capital debt . . . . .	.....

**TOTAL GROSS DEBT . . . . . \$47,258.00**  
**Per Capita Gross Debt . . . . . \$164.09**

<b>Deductions for</b>	
School debt . . . . .	\$38,258.00
Self-liquidating debt. . . . .	9,000.00
Other capital debt . . . . .	.....

**TOTAL DEDUCTIONS . . . . . 47,258.00**  
**NET DEBT . . . . .**

<b>Average Assessed Valuations</b>	
Real Property 1948-1949-1950..	\$692,282.00
Per Cent of Net Debt . . . . .	.....

### CURRENT FINANCES DECEMBER 31, 1950

Cash . . . . .	\$42,392.62
Taxes receivable . . . . .	3,422.06
Tax title liens . . . . .	22,607.77
Foreclosed property . . . . .	29,341.00
Accounts receivable . . . . .	809.14
State road aid receivable . . . . .	.....
Emergencies and deferred charges . . . . .	6,758.95

**TOTAL ASSETS . . . . . \$105,331.54**

Cash liabilities . . . . .	\$4,305.23
Reserves . . . . .	56,179.97
Surplus revenue . . . . .	44,846.34

**TOTAL LIABILITIES AND SURPLUS . . . . . \$105,331.54**

## SUSSEX BOROUGH—SUSSEX COUNTY

Population Census, 1950—1,529      Land Area 0.9 sq. mi.      Net Valuation Taxable \$1,187,179  
 1940—1,478

<b>EXPENDITURES AND REQUIRED PAYMENTS FOR 1950</b>	
<b>General Government</b>	
Administrative and executive . . .	\$3,910.00
Assessment and collection of taxes	950.00
Finance Department . . . . .	110.00
<b>Protection to Persons &amp; Property</b>	
Fire . . . . .	860.00
Police . . . . .	6,820.00
Other . . . . .	. . . . .
<b>Streets and Roads</b>	
Repairs and maintenance . . . . .	7,145.00
Street lighting . . . . .	2,400.00
<b>Sanitation</b>	
Street cleaning . . . . .	. . . . .
Garbage and ash removal . . . . .	. . . . .
Sewers . . . . .	525.00
<b>Health and Charities</b>	
Health service . . . . .	1,000.00
Poor (including relief) . . . . .	100.00
Hospitals (aid and maintenance) . . . . .	1,100.00
Other . . . . .	. . . . .
<b>Recreation</b>	
Beaches and boardwalks . . . . .	820.00
Parks and playgrounds . . . . .	. . . . .
Other . . . . .	200.00
<b>Educational</b>	
(Exclusive of school districts) . . . . .	500.00
<b>Unclassified Purposes</b>	
(Including contingent) . . . . .	60.00
<b>SUB-TOTAL—Municipal functions..</b>	<b>\$26,500.00</b>
<b>Per Capita—Municipal functions . . . . .</b>	<b>\$17.33</b>
Capital imp'ts and capital imp't fund	\$5,884.00
<b>Debt Service</b>	
Principal payments . . . . .	\$3,800.00
Interest payments . . . . .	250.00
Total . . . . .	4,050.00
<b>Per Capita Debt Service . . . . .</b>	<b>\$2.65</b>
<b>Deferred Charges and Statutory Expenditures</b>	
Emergencies . . . . .	. . . . .
Other deferred chgs. . . . .	\$7,871.82
Total . . . . .	7,871.82
<b>TOTAL—Municipal expenditures . . . . .</b>	<b>\$44,305.82</b>
<b>Required Payments for Local School, County, and Special District Taxes</b>	
	80,561.70
<b>TOTAL EXPENDITURES AND REQUIRED PAYMENTS . . . . .</b>	<b>\$124,867.52</b>
Reserve for uncollected taxes . . . . .	\$24,719.49
<b>GRAND TOTAL—Budget . . . . .</b>	<b>\$149,587.01</b>
<b>RECEIPTS AND REVENUES REALIZED IN 1950 TO MEET EXPENDITURES AND REQUIRED PAYMENTS</b>	
Surplus revenue appropriated . . . . .	\$9,140.06
Miscellaneous revenues realized . . . . .	16,569.78
State aid revenues realized . . . . .	5,199.00
Delinquent taxes including	. . . . .
liens—1950 collections . . . . .	21,262.26
current taxes—1950 collections..	103,503.20
Emergency borrowings . . . . .	. . . . .
<b>TOTAL RECEIPTS AND REVENUES REALIZED . . . . .</b>	<b>\$155,674.30</b>
<b>CAPITAL OUTLAY—1950</b>	
Beaches and boardwalks . . . . .	. . . . .
Buildings and equipment . . . . .	. . . . .
Parks and playgrounds . . . . .	. . . . .
Sewers . . . . .	\$61.90
Streets, roads and bridges . . . . .	950.00
Water supply . . . . .	. . . . .
Other . . . . .	. . . . .

<b>Tax rate . . . . .</b>	<b>\$8.90</b>
Local school tax rate . . . . .	5.07
County tax rate . . . . .	1.71
Local purpose tax rate . . . . .	2.12

<b>TAXES</b>	
Local school tax . . . . .	\$60,203.75
County taxes . . . . .	20,357.95
Special district taxes . . . . .	. . . . .
Local purpose levy . . . . .	\$80,561.70
	26,436.25
<b>Total tax levy (tax duplicate) ..</b>	<b>\$106,997.95</b>

<b>Per Capita Total Tax Levy . . . . .</b>	<b>\$69.98</b>
--------------------------------------------	----------------

<b>Current</b>	
1950 taxes levied (total) . . . . .	\$107,008.64
Collected in 1950 . . . . .	103,503.20
Per cent of levy collected in 1950 . . . . .	96.72
Transferred to liens . . . . .	. . . . .
Cancelled, abated or adjusted . . . . .	. . . . .
Outstanding December 31, 1950 ..	\$3,505.44

<b>All Prior Years Outstanding</b>	
Balance January 1, 1950 . . . . .	\$22,698.72
Collected in 1950 . . . . .	21,262.26
Balance December 31, 1950 . . . . .	\$1,436.46

<b>Tax Title Liens Outstanding</b>	
Balance January 1, 1950 . . . . .	\$171.14
Redeemed by cash . . . . .	. . . . .
Balance December 31, 1950 . . . . .	\$171.14

<b>Property Acquired by Deed or Foreclosure</b>	
Balance January 1, 1950 . . . . .	\$9,883.33
Sale for cash . . . . .	. . . . .
Balance December 31, 1950 . . . . .	\$9,883.33

### CAPITAL DEBT, DECEMBER 31, 1950

<b>Gross Debt</b>	
School debt . . . . .	\$104,000.00
Self-liquidating debt. . . . .	3,225.00
Other capital debt ..	3,772.00
<b>TOTAL GROSS DEBT . . . . .</b>	<b>\$110,997.00</b>
<b>Per Capita Gross Debt . . . . .</b>	<b>\$72.59</b>

<b>Deductions for</b>	
School debt . . . . .	\$80,720.00
Self-liquidating debt. . . . .	3,225.00
Other capital debt ..	. . . . .
<b>TOTAL DEDUCTIONS . . . . .</b>	<b>83,945.00</b>
<b>NET DEBT . . . . .</b>	<b>\$27,052.00</b>

<b>Average Assessed Valuations</b>	
Real Property 1948-1949-1950..	\$1,009,006.00
Per Cent of Net Debt . . . . .	2.68

### CURRENT FINANCES DECEMBER 31, 1950

Cash . . . . .	\$38,430.78
Taxes receivable . . . . .	4,941.90
Tax title liens . . . . .	171.14
Foreclosed property . . . . .	9,883.33
Accounts receivable . . . . .	1,030.44
State road aid receivable . . . . .	8,701.16
Emergencies and deferred charges ..	399.20
<b>TOTAL ASSETS . . . . .</b>	<b>\$63,557.95</b>

Cash liabilities . . . . .	\$8,104.72
Reserves . . . . .	16,026.81
Surplus revenue . . . . .	39,426.42
<b>TOTAL LIABILITIES AND SURPLUS . . . . .</b>	<b>\$63,557.95</b>

**SWEDESBORO BOROUGH—GLOUCESTER COUNTY**

Population Census, 1950—2,446  
1940—2,268

Land Area 0.77 sq. mi.

Net Valuation Taxable \$2,091,623

**EXPENDITURES AND REQUIRED PAYMENTS FOR 1950**

<b>General Government</b>	
Administrative and executive . . . . .	\$8,780.00
Assessment and collection of taxes	2,096.00
Finance Department . . . . .	.....
<b>Protection to Persons &amp; Property</b>	
Fire . . . . .	4,175.00
Police . . . . .	16,300.00
Other . . . . .	.....
<b>Streets and Roads</b>	
Repairs and maintenance . . . . .	7,378.09
Street lighting . . . . .	4,500.00
<b>Sanitation</b>	
Street cleaning . . . . .	.....
Garbage and ash removal . . . . .	2,930.00
Sewers . . . . .	.....
<b>Health and Charities</b>	
Health service . . . . .	450.00
Poor (including relief) . . . . .	350.00
Hospitals (aid and maintenance) . . . . .	.....
Other . . . . .	190.60
<b>Recreation</b>	
Beaches and boardwalks . . . . .	.....
Parks and playgrounds . . . . .	477.00
Other . . . . .	.....
<b>Educational</b>	
(Exclusive of school districts) . . . . .	450.00
<b>Unclassified Purposes</b>	
(Including contingent) . . . . .	1,145.00
<b>SUB-TOTAL—Municipal functions..</b>	<b>\$49,221.69</b>

<b>Per Capita—Municipal functions . . . . .</b>	<b>\$20.12</b>
Capital imp'ts and capital imp't fund	\$12,570.16
<b>Debt Service</b>	
Principal payments . . . . .	.....
Interest payments . . . . .	.....
Total . . . . .	.....
<b>Per Capita Debt Service . . . . .</b>	<b>.....</b>
<b>Deferred Charges and Statutory Expenditures</b>	
Emergencies . . . . .	.....
Other deferred chgs. . . . .	.....
Total . . . . .	.....
<b>TOTAL—Municipal expenditures . . . . .</b>	<b>\$61,791.85</b>

<b>Required Payments for Local School, County, and Special District Taxes . . . . .</b>	<b>98,281.10</b>
-----------------------------------------------------------------------------------------	------------------

<b>TOTAL EXPENDITURES AND REQUIRED PAYMENTS . . . . .</b>	<b>\$160,072.95</b>
Reserve for uncollected taxes . . . . .	\$11,228.00
<b>GRAND TOTAL—Budget . . . . .</b>	<b>\$171,300.95</b>

<b>RECEIPTS AND REVENUES REALIZED IN 1950 TO MEET EXPENDITURES AND REQUIRED PAYMENTS</b>	
Surplus revenue appropriated . . . . .	.....
Miscellaneous revenues realized . . . . .	\$21,078.65
State aid revenues realized . . . . .	4,045.61
Delinquent taxes including	
liens—1950 collections . . . . .	9,688.89
Current taxes—1950 collections..	136,261.09
Emergency borrowings . . . . .	.....
<b>TOTAL RECEIPTS AND REVENUES REALIZED . . . . .</b>	<b>\$171,074.24</b>

<b>Capital Outlay—1950</b>	
Beaches and boardwalks . . . . .	.....
Buildings and equipment . . . . .	.....
Parks and playgrounds . . . . .	.....
Sewers . . . . .	.....
Streets, roads and bridges . . . . .	.....
Water supply . . . . .	.....
Other . . . . .	.....

<b>Capital Outlay—1950</b>	
Beaches and boardwalks . . . . .	.....
Buildings and equipment . . . . .	.....
Parks and playgrounds . . . . .	.....
Sewers . . . . .	.....
Streets, roads and bridges . . . . .	.....
Water supply . . . . .	.....
Other . . . . .	.....

<b>Capital Outlay—1950</b>	
Beaches and boardwalks . . . . .	.....
Buildings and equipment . . . . .	.....
Parks and playgrounds . . . . .	.....
Sewers . . . . .	.....
Streets, roads and bridges . . . . .	.....
Water supply . . . . .	.....
Other . . . . .	.....

<b>Capital Outlay—1950</b>	
Beaches and boardwalks . . . . .	.....
Buildings and equipment . . . . .	.....
Parks and playgrounds . . . . .	.....
Sewers . . . . .	.....
Streets, roads and bridges . . . . .	.....
Water supply . . . . .	.....
Other . . . . .	.....

<b>Capital Outlay—1950</b>	
Beaches and boardwalks . . . . .	.....
Buildings and equipment . . . . .	.....
Parks and playgrounds . . . . .	.....
Sewers . . . . .	.....
Streets, roads and bridges . . . . .	.....
Water supply . . . . .	.....
Other . . . . .	.....

<b>Capital Outlay—1950</b>	
Beaches and boardwalks . . . . .	.....
Buildings and equipment . . . . .	.....
Parks and playgrounds . . . . .	.....
Sewers . . . . .	.....
Streets, roads and bridges . . . . .	.....
Water supply . . . . .	.....
Other . . . . .	.....

<b>Tax rate . . . . .</b>	<b>\$6.82</b>
Local school tax rate . . . . .	3.70
County tax rate . . . . .	1.00
Local purpose tax rate . . . . .	2.12

<b>TAXES</b>	
Local school tax . . . . .	\$77,445.19
County taxes . . . . .	20,835.91
Special district taxes . . . . .	.....
<b>Local purpose levy . . . . .</b>	<b>\$98,281.10</b>
<b>Total tax levy (tax duplicate) . . . . .</b>	<b>\$143,281.10</b>
<b>Per Capita Total Tax Levy . . . . .</b>	<b>\$58.58</b>

<b>Current</b>	
1950 taxes levied (total) . . . . .	\$143,926.64
Collected in 1950 . . . . .	136,261.09
Per cent of levy collected in 1950 . . . . .	94.67
Transferred to liens . . . . .	.....
Cancelled, abated or adjusted . . . . .	838.88
Outstanding December 31, 1950 . . . . .	\$6,826.67

<b>All Prior Years Outstanding</b>	
Balance January 1, 1950 . . . . .	\$11,767.92
Collected in 1950 . . . . .	9,688.89
Balance December 31, 1950 . . . . .	\$1,867.14

<b>Tax Title Liens Outstanding</b>	
Balance January 1, 1950 . . . . .	.....
Redeemed by cash . . . . .	.....
Balance December 31, 1950 . . . . .	.....

<b>Property Acquired by Deed or Foreclosure</b>	
Balance January 1, 1950 . . . . .	.....
Sale for cash . . . . .	.....
Balance December 31, 1950 . . . . .	.....

<b>CAPITAL DEBT, DECEMBER 31, 1950</b>	
<b>Gross Debt</b>	
School debt . . . . .	\$109,500.00
Self-liquidating debt. . . . .	16,500.00
Other capital debt . . . . .	.....
<b>TOTAL GROSS DEBT . . . . .</b>	<b>\$126,000.00</b>
<b>Per Capita Gross Debt . . . . .</b>	<b>\$51.51</b>

<b>Deductions for</b>	
School debt . . . . .	\$109,500.00
Self-liquidating debt. . . . .	16,500.00
Other capital debt . . . . .	.....
<b>TOTAL DEDUCTIONS . . . . .</b>	<b>126,000.00</b>
<b>NET DEBT . . . . .</b>	<b>.....</b>

<b>Average Assessed Valuations</b>	
Real Property 1948-1949-1950..	\$1,611,480.00
Per Cent of Net Debt . . . . .	.....

<b>CURRENT FINANCES DECEMBER 31, 1950</b>	
Cash . . . . .	\$78,441.00
Taxes receivable . . . . .	8,693.81
Tax title liens . . . . .	.....
Foreclosed property . . . . .	.....
Accounts receivable . . . . .	57.87
State road aid receivable . . . . .	9,625.50
Emergencies and deferred charges . . . . .	5,750.00
<b>TOTAL ASSETS . . . . .</b>	<b>\$102,568.18</b>

Cash liabilities . . . . .	\$26,649.54
Reserves . . . . .	8,751.68
Surplus revenue . . . . .	67,166.96
<b>TOTAL LIABILITIES AND SURPLUS . . . . .</b>	<b>\$102,568.18</b>

**TABERNACLE TOWNSHIP—BURLINGTON COUNTY**

Population Census, 1950—1,036      Land Area 48.39 sq. mi.      Net Valuation Taxable \$319,832  
 1940—490

<b>EXPENDITURES AND REQUIRED PAYMENTS FOR 1950</b>	
<b>General Government</b>	
Administrative and executive .....	\$1,812.00
Assessment and collection of taxes	1,175.00
Finance Department .....	.....
<b>Protection to Persons &amp; Property</b>	
Fire .....	500.00
Police .....	70.00
Other .....	.....
<b>Streets and Roads</b>	
Repairs and maintenance .....	5,863.00
Street lighting .....	120.00
<b>Sanitation</b>	
Street cleaning .....	.....
Garbage and ash removal .....	.....
Sewers .....	.....
<b>Health and Charities</b>	
Health service .....	25.00
Poor (including relief) .....	.....
Hospitals (aid and maintenance) .....	.....
Other .....	.....
<b>Recreation</b>	
Beaches and boardwalks .....	.....
Parks and playgrounds .....	.....
Other .....	.....
<b>Educational</b>	
(Exclusive of school districts) ..	.....
<b>Unclassified Purposes</b>	
(Including contingent) .....	.....
<b>SUB-TOTAL—Municipal functions..</b>	<b>\$9,565.00</b>
<b>Per Capita—Municipal functions .....</b>	
Capital imp'ts and capital imp't fund	\$9.23
<b>Debt Service</b>	.....
Principal payments ..	.....
Interest payments ..	\$100.00
<b>Total .....</b>	<b>\$100.00</b>
<b>Per Capita Debt Service .....</b>	
Deferred Charges and Statutory Expenditures	\$0.10
Emergencies .....	\$100.00
Other deferred chgs.	2,282.92
<b>Total .....</b>	<b>2,382.92</b>
<b>TOTAL—Municipal expenditures ...</b>	<b>\$12,047.92</b>
<b>Required Payments for Local School, County, and Special District Taxes .....</b>	
	26,242.19
<b>TOTAL EXPENDITURES AND REQUIRED PAYMENTS .....</b>	<b>\$38,290.11</b>
Reserve for uncollected taxes .....	\$9,075.72
<b>GRAND TOTAL—Budget .....</b>	<b>\$47,365.83</b>
<b>RECEIPTS AND REVENUES REALIZED IN 1950 TO MEET EXPENDITURES AND REQUIRED PAYMENTS</b>	
Surplus revenue appropriated ..	\$3,800.00
Miscellaneous revenues realized.	6,842.79
State aid revenues realized .....	4,931.00
Delinquent taxes including	.....
liens—1950 collections .....	6,881.90
Current taxes—1950 collections..	19,848.99
Emergency borrowings .....	.....
<b>TOTAL RECEIPTS AND REVENUES REALIZED .....</b>	<b>\$42,304.68</b>
<b>CAPITAL OUTLAY—1950</b>	
Beaches and boardwalks .....	.....
Buildings and equipment .....	.....
Parks and playgrounds .....	.....
Sewers .....	.....
Streets, roads and bridges .....	.....
Water supply .....	.....
Other .....	.....

<b>Tax rate .....</b>	<b>\$8.22</b>
Local school tax rate .....	6.27
County tax rate .....	1.95
Local purpose tax rate .....	.....
<b>TAXES</b>	
Local school tax ...	\$20,000.00
County taxes .....	6,242.19
Special district taxes .....	.....
<b>Local purpose levy .....</b>	<b>\$26,242.19</b>
<b>Total tax levy (tax duplicate) ..</b>	<b>\$26,242.19</b>
<b>Per Capita Total Tax Levy .....</b>	<b>\$25.33</b>
<b>Current</b>	
1950 taxes levied (total) .....	\$26,335.04
Collected in 1950 .....	19,848.99
Per cent of levy collected in 1950 ...	75.37
Transferred to liens .....	371.26
Cancelled, abated or adjusted .....	97.97
Outstanding December 31, 1950 ..	\$6,016.82
<b>All Prior Years Outstanding</b>	
Balance January 1, 1950 .....	\$7,006.98
Collected in 1950 .....	6,611.33
Balance December 31, 1950 .....	\$350.27
<b>Tax Title Liens Outstanding</b>	
Balance January 1, 1950 .....	\$2,251.38
Redeemed by cash .....	270.57
Balance December 31, 1950 .....	\$2,394.92
<b>Property Acquired by Deed or Foreclosure</b>	
Balance January 1, 1950 .....	.....
Sale for cash .....	.....
Balance December 31, 1950 .....	.....
<b>CAPITAL DEBT, DECEMBER 31, 1950</b>	
<b>Gross Debt</b>	
School debt .....	\$1,500.00
Self-liquidating debt. ....	.....
Other capital debt ..	.....
<b>TOTAL GROSS DEBT .....</b>	<b>\$1,500.00</b>
<b>Per Capita Gross Debt .....</b>	<b>\$1.45</b>
<b>Deductions for</b>	
School debt .....	\$1,500.00
Self-liquidating debt. ....	.....
Other capital debt ..	.....
<b>TOTAL DEDUCTIONS .....</b>	<b>1,500.00</b>
<b>NET DEBT .....</b>	<b>.....</b>
<b>Average Assessed Valuations</b>	
Real Property 1948-1949-1950..	\$296,265.00
Per Cent of Net Debt .....	.....
<b>CURRENT FINANCES DECEMBER 31, 1950</b>	
Cash .....	\$6,844.37
Taxes receivable .....	6,367.09
Tax title liens .....	2,394.92
Foreclosed property .....	.....
Accounts receivable .....	118.94
State road aid receivable .....	5,706.29
Emergencies and deferred charges ..	183.00
<b>TOTAL ASSETS .....</b>	<b>\$21,614.61</b>
Cash liabilities .....	\$7,557.00
Reserves .....	8,880.95
Surplus revenue .....	5,176.66
<b>TOTAL LIABILITIES AND SURPLUS .....</b>	<b>\$21,614.61</b>

**TAVISTOCK BOROUGH—CAMDEN COUNTY**

Population Census, 1950—14  
1940—13

Land Area 0.44 sq. mi.

Net Valuation Taxable \$93,500

**EXPENDITURES AND REQUIRED PAYMENTS FOR 1950**

<b>General Government</b>	
Administrative and executive .....	\$1,207.50
Assessment and collection of taxes .....	312.50
Finance Department .....	.....
<b>Protection to Persons &amp; Property</b>	
Fire .....	.....
Police .....	1,105.00
Other .....	.....
<b>Streets and Roads</b>	
Repairs and maintenance .....	150.00
Street lighting .....	175.00
<b>Sanitation</b>	
Street cleaning .....	.....
Garbage and ash removal .....	.....
Sewers .....	.....
<b>Health and Charities</b>	
Health service .....	.....
Poor (including relief) .....	.....
Hospitals (aid and maintenance) .....	.....
Other .....	.....
<b>Recreation</b>	
Beaches and boardwalks .....	.....
Parks and playgrounds .....	.....
Other .....	.....
<b>Educational</b>	
(Exclusive of school districts) ..	.....
<b>Unclassified Purposes</b>	
(Including contingent) .....	50.00
<b>SUB-TOTAL—Municipal functions..</b>	<b>\$3,000.00</b>

<b>Per Capita—Municipal functions .....</b>	<b>\$214.29</b>
Capital imp'ts and capital imp't fund .....	.....
<b>Debt Service</b>	
Principal payments ..	.....
Interest payments ..	.....
Total .....	.....

<b>Per Capita Debt Service .....</b>	
<b>Deferred Charges and Statutory Expenditures</b>	
Emergencies .....	.....
Other deferred chgs. ....	.....
Total .....	.....
<b>TOTAL—Municipal expenditures ..</b>	<b>\$3,000.00</b>

<b>Required Payments for Local School, County, and Special District Taxes .....</b>	<b>1,345.17</b>
<b>TOTAL EXPENDITURES AND REQUIRED PAYMENTS .....</b>	<b>\$4,345.17</b>
Reserve for uncollected taxes .....	.....
<b>GRAND TOTAL—Budget .....</b>	<b>\$4,345.17</b>

**RECEIPTS AND REVENUES REALIZED IN 1950 TO MEET EXPENDITURES AND REQUIRED PAYMENTS**

Surplus revenue appropriated ..	\$560.00
Miscellaneous revenues realized. ....	313.43
State aid revenues realized .....	40.00
<b>Delinquent taxes including liens—1950 collections .....</b>	
<b>Current taxes—1950 collections..</b>	<b>3,426.09</b>
Emergency borrowings .....	.....
<b>TOTAL RECEIPTS AND REVENUES REALIZED .....</b>	<b>\$4,339.52</b>

**CAPITAL OUTLAY—1950**

Beaches and boardwalks .....	.....
Buildings and equipment .....	.....
Parks and playgrounds .....	.....
Sewers .....	.....
Streets, roads and bridges .....	.....
Water supply .....	.....
Other .....	.....

<b>Tax rate .....</b>	<b>\$3.73</b>
Local school tax rate .....	.....
County tax rate .....	1.44
Local purpose tax rate .....	2.29

**TAXES**

Local school tax ..	.....	\$1,345.17
County taxes .....	\$1,345.17	.....
Special district taxes .....	.....	.....
<hr/>		
Local purpose levy .....	.....	\$1,345.17
<hr/>		
Total tax levy (tax duplicate) ..	.....	\$3,465.17
<hr/>		
<b>Per Capita Total Tax Levy .....</b>	<b>\$247.51</b>	

**Current**

1950 taxes levied (total) .....	\$3,487.55
Collected in 1950 .....	3,426.09
Per cent of levy collected in 1950 ..	98.23
Transferred to liens .....	.....
Cancelled, abated or adjusted .....	.....
Outstanding December 31, 1950 ..	\$61.46

**All Prior Years Outstanding**

Balance January 1, 1950 .....	.....
Collected in 1950 .....	.....
Balance December 31, 1950 .....	.....

**Tax Title Liens Outstanding**

Balance January 1, 1950 .....	.....
Redeemed by cash .....	.....
Balance December 31, 1950 .....	.....

**Property Acquired by Deed or Foreclosure**

Balance January 1, 1950 .....	.....
Sale for cash .....	.....
Balance December 31, 1950 .....	.....

**CAPITAL DEBT, DECEMBER 31, 1950**

<b>Gross Debt</b>	
School debt .....	.....
Self-liquidating debt. ....	.....
Other capital debt ..	.....
<hr/>	
<b>TOTAL GROSS DEBT .....</b>	<b>.....</b>
<b>Per Capita Gross Debt .....</b>	
<b>Deductions for</b>	
School debt .....	.....
Self-liquidating debt. ....	.....
Other capital debt ..	.....
<hr/>	
<b>TOTAL DEDUCTIONS .....</b>	<b>.....</b>
<hr/>	
<b>NET DEBT .....</b>	<b>.....</b>

**Average Assessed Valuations**

Real Property 1948-1949-1950..	\$81,400.00
Per Cent of Net Debt .....	.....

**CURRENT FINANCES DECEMBER 31, 1950**

Cash .....	\$2,895.04
Taxes receivable .....	61.46
Tax title liens .....	.....
Foreclosed property .....	.....
Accounts receivable .....	20.00
State road aid receivable .....	.....
Emergencies and deferred charges ..	.....
<hr/>	
<b>TOTAL ASSETS .....</b>	<b>\$2,976.50</b>
<hr/>	
Cash liabilities .....	\$326.44
Reserves .....	81.46
Surplus revenue .....	2,568.60
<hr/>	
<b>TOTAL LIABILITIES AND SURPLUS .....</b>	<b>\$2,976.50</b>

**TEANECK TOWNSHIP—BERGEN COUNTY**

Population Census, 1950—32,789  
1940—25,275

Land Area 5.9 sq. mi.

Net Valuation Taxable \$35,036,269

**EXPENDITURES AND RE-  
QUIRED PAYMENTS FOR 1950**

<b>General Government</b>	
Administrative and executive . . .	\$135,178.02
Assessment and collection of taxes	47,417.57
Finance Department . . . . .	10,807.42
<b>Protection to Persons &amp; Property</b>	
Fire . . . . .	244,181.85
Police . . . . .	228,559.15
Other . . . . .	.....
<b>Streets and Roads</b>	
Repairs and maintenance . . . . .	100,617.10
Street lighting . . . . .	35,625.06
<b>Sanitation</b>	
Street cleaning . . . . .	12,845.48
Garbage and ash removal . . . . .	.....
Sewers . . . . .	35,161.61
<b>Health and Charities</b>	
Health service . . . . .	16,318.86
Poor (including relief) . . . . .	6,375.00
Hospitals (aid and maintenance) . .	.....
Other . . . . .	.....
<b>Recreation</b>	
Beaches and boardwalks . . . . .	.....
Parks and playgrounds . . . . .	26,225.39
Other . . . . .	28,237.32
<b>Educational</b>	
(Exclusive of school districts) . .	48,258.20
<b>Unclassified Purposes</b>	
(Including contingent) . . . . .	51,426.40
<b>SUB-TOTAL—Municipal functions..</b>	<b>\$1,027,234.43</b>

<b>Per Capita—Municipal functions . . . . .</b>	<b>\$31.33</b>
Capital imp'ts and capital imp't fund	\$18,500.00
<b>Debt Service</b>	
Principal payments . . . . .	\$245,100.00
Interest payments . . . . .	30,406.75
<b>Total . . . . .</b>	<b>275,506.75</b>
<b>Per Capita Debt Service . . . . .</b>	<b>\$8.40</b>
<b>Deferred Charges and Statutory Expenditures</b>	
Emergencies . . . . .	\$1,500.00
Other deferred chgs. . . . .	19,584.20
<b>Total . . . . .</b>	<b>21,084.20</b>

**TOTAL—Municipal expenditures . . . . .** **\$1,342,325.38**

**Required Payments for Local School, County, and Special District Taxes . . . . .** **1,469,173.94**

**TOTAL EXPENDITURES AND REQUIRED PAYMENTS . . . . .** **\$2,811,499.32**

Reserve for uncollected taxes . . . . . \$120,000.00

**GRAND TOTAL—Budget . . . . .** **\$2,931,499.32**

<b>RECEIPTS AND REVENUES REALIZED IN 1950 TO MEET EXPENDITURES AND REQUIRED PAYMENTS</b>	
Surplus revenue appropriated . . . . .	\$185,000.00
Miscellaneous revenues realized . . . .	488,153.03
State aid revenues realized . . . . .	22,140.00
<b>Delinquent taxes including</b>	
liens—1950 collections . . . . .	75,079.94
Current taxes—1950 collections..	2,315,069.87
Emergency borrowings . . . . .	.....

**TOTAL RECEIPTS AND REVENUES REALIZED . . . . .** **\$3,085,442.84**

**CAPITAL OUTLAY—1950**

Beaches and boardwalks . . . . .	.....
Buildings and equipment . . . . .	.....
Parks and playgrounds . . . . .	\$99,353.69
Sewers . . . . .	750.00
Streets, roads and bridges . . . . .	3,957.69
Water supply . . . . .	66,354.57
Other . . . . .	5,308.11

<b>Tax rate . . . . .</b>	<b>\$6.77</b>
Local school tax rate . . . . .	3.38
County tax rate . . . . .	0.82
Local purpose tax rate . . . . .	2.57

**TAXES**

Local school tax . . . . .	\$1,183,560.26
County taxes . . . . .	285,613.68
Special district taxes . . . . .	.....
<b>Local purpose levy . . . . .</b>	<b>\$1,469,173.94</b>
<b>Total tax levy (tax duplicate) . .</b>	<b>\$2,372,221.36</b>
<b>Per Capita Total Tax Levy . . . . .</b>	<b>\$72.35</b>

<b>Current</b>	
1950 taxes levied (total) . . . . .	\$2,425,030.39
Collected in 1950 . . . . .	2,315,069.87
Per cent of levy collected in 1950 . . . . .	95.46
Transferred to liens . . . . .	18,999.49
Cancelled, abated or adjusted . . . .	8,513.45
Outstanding December 31, 1950 . .	\$82,447.58

<b>All Prior Years Outstanding</b>	
Balance January 1, 1950 . . . . .	\$90,035.56
Collected in 1950 . . . . .	63,102.38
Balance December 31, 1950 . . . . .	\$23,927.07

<b>Tax Title Liens Outstanding</b>	
Balance January 1, 1950 . . . . .	\$281,692.58
Redeemed by cash . . . . .	11,977.56
Balance December 31, 1950 . . . . .	\$275,586.39

<b>Property Acquired by Deed or Foreclosure</b>	
Balance January 1, 1950 . . . . .	\$904,433.01
Sale for cash . . . . .	183,072.67
Balance December 31, 1950 . . . . .	\$802,508.51

**CAPITAL DEBT, DECEMBER 31, 1950**

<b>Gross Debt</b>	
School debt . . . . .	\$2,152,000.00
Self-liquidating debt. . . . .	.....
Other capital debt . . . . .	1,933,446.00

**TOTAL GROSS DEBT . . . . .** **\$4,085,446.00**

**Per Capita Gross Debt . . . . .** **\$124.60**

<b>Deductions for</b>	
School debt . . . . .	\$2,152,000.00
Self-liquidating debt. . . . .	.....
Other capital debt . . . . .	232,388.00

**TOTAL DEDUCTIONS . . . . .** **2,384,388.00**

**NET DEBT . . . . .** **\$1,701,058.00**

<b>Average Assessed Valuations</b>	
Real Property 1948-1949-1950..	\$31,039,959.00
<b>Per Cent of Net Debt . . . . .</b>	<b>5.48</b>

**CURRENT FINANCES DECEMBER 31, 1950**

Cash . . . . .	\$1,012,165.22
Taxes receivable . . . . .	106,374.65
Tax title liens . . . . .	275,586.39
Foreclosed property . . . . .	802,508.51
Accounts receivable . . . . .	1,977.07
State road aid receivable . . . . .	.....
Emergencies and deferred charges . .	13,792.66
<b>TOTAL ASSETS . . . . .</b>	<b>\$2,212,404.50</b>

Cash liabilities . . . . .	\$79,248.87
Reserves . . . . .	1,186,446.62
Surplus revenue . . . . .	946,709.01

**TOTAL LIABILITIES AND SURPLUS . . . . .** **\$2,212,404.50**

## TENAFLY BOROUGH—BERGEN COUNTY

Population Census, 1950—9,619      Land Area 4.4 sq. mi.      Net Valuation Taxable \$14,706,617  
 1940—7,413

<b>EXPENDITURES AND RE-REQUIRED PAYMENTS FOR 1950</b>	
<b>General Government</b>	
Administrative and executive . . . . .	\$33,294.20
Assessment and collection of taxes . . . . .	14,014.84
Finance Department . . . . .	.....
<b>Protection to Persons &amp; Property</b>	
Fire . . . . .	24,794.37
Police . . . . .	80,075.00
Other . . . . .	.....
<b>Streets and Roads</b>	
Repairs and maintenance . . . . .	55,913.51
Street lighting . . . . .	15,000.00
<b>Sanitation</b>	
Street cleaning . . . . .	.....
Garbage and ash removal . . . . .	54,417.63
Sewers . . . . .	46,011.37
<b>Health and Charities</b>	
Health service . . . . .	11,518.19
Poor (including relief) . . . . .	1,325.00
Hospitals (aid and maintenance) . . . . .	.....
Other . . . . .	97.23
<b>Recreation</b>	
Beaches and boardwalks . . . . .	.....
Parks and playgrounds . . . . .	1,694.00
Other . . . . .	5,873.87
<b>Educational</b>	
(Exclusive of school districts) . . . . .	11,615.00
<b>Unclassified Purposes</b>	
(Including contingent) . . . . .	16,305.79
<b>SUB-TOTAL—Municipal functions..</b>	<b>\$371,950.00</b>

<b>Per Capita—Municipal functions . . . . .</b>	<b>\$38.67</b>
Capital imp'ts and capital imp't fund	\$16,000.00
<b>Debt Service</b>	
Principal payments . . . . .	\$33,547.36
Interest payments . . . . .	9,935.08

Total . . . . .	43,482.44
<b>Per Capita Debt Service . . . . . \$4.52</b>	
<b>Deferred Charges and Statutory Expenditures</b>	
Emergencies . . . . .	.....
Other deferred chgs. . . . .	\$30,198.13
Total . . . . .	30,198.13

<b>TOTAL—Municipal expenditures . . . . .</b>	<b>\$461,630.57</b>
-----------------------------------------------	---------------------

<b>Required Payments for Local School, County, and Special District Taxes . . . . .</b>	<b>554,016.78</b>
-----------------------------------------------------------------------------------------	-------------------

<b>TOTAL EXPENDITURES AND REQUIRED PAYMENTS . . . . .</b>	<b>\$1,015,647.35</b>
Reserve for uncollected taxes . . . . .	\$33,012.04
<b>GRAND TOTAL—Budget . . . . .</b>	<b>\$1,048,659.39</b>

<b>RECEIPTS AND REVENUES REALIZED IN 1950 TO MEET EXPENDITURES AND RE-REQUIRED PAYMENTS</b>	
Surplus revenue appropriated . . . . .	\$40,000.00
Miscellaneous revenues realized . . . . .	148,530.89
State aid revenues realized . . . . .	6,774.00
Delinquent taxes including:	
liens—1950 collections . . . . .	20,579.30
Current taxes—1950 collections..	875,043.92
Emergency borrowings . . . . .	.....
<b>TOTAL RECEIPTS AND REVENUES REALIZED . . . . .</b>	<b>\$1,090,928.11</b>

<b>CAPITAL OUTLAY—1950</b>	
Beaches and boardwalks . . . . .	.....
Buildings and equipment . . . . .	\$31,315.73
Parks and playgrounds . . . . .	.....
Sewers . . . . .	52,475.28
Streets, roads and bridges . . . . .	.....
Water supply . . . . .	.....
Other . . . . .	3,421.16

<b>Tax rate . . . . .</b>	<b>\$5.95</b>
Local school tax rate . . . . .	2.95
County tax rate . . . . .	0.82
Local purpose tax rate . . . . .	2.18

<b>TAXES</b>	
Local school tax . . . . .	\$433,973.00
County taxes . . . . .	120,043.78
Special district taxes . . . . .	.....
Local purpose levy . . . . .	\$554,016.78
Total tax levy (tax duplicate) ..	\$877,369.71

<b>Per Capita Total Tax Levy . . . . . \$91.21</b>	
<b>Current</b>	
1950 taxes levied (total) . . . . .	\$900,877.76
Collected in 1950 . . . . .	875,043.92
Per cent of levy collected in 1950 . . . . .	97.13
Transferred to liens . . . . .	1,246.84
Cancelled, abated or adjusted . . . . .	912.00
Outstanding December 31, 1950 ..	\$23,675.00

<b>All Prior Years Outstanding</b>	
Balance January 1, 1950 . . . . .	\$23,918.45
Collected in 1950 . . . . .	19,308.04
Balance December 31, 1950 . . . . .	\$4,610.41

<b>Tax Title Liens Outstanding</b>	
Balance January 1, 1950 . . . . .	\$12,091.23
Redeemed by cash . . . . .	1,271.26
Balance December 31, 1950 . . . . .	\$10,886.10

<b>Property Acquired by Deed or Foreclosure</b>	
Balance January 1, 1950 . . . . .	\$195,420.00
Sale for cash . . . . .	14,906.50
Balance December 31, 1950 . . . . .	\$179,313.50

<b>CAPITAL DEBT, DECEMBER 31, 1950</b>	
<b>Gross Debt</b>	
School debt . . . . .	\$640,000.00
Self-liquidating debt. . . . .	.....
Other capital debt . . . . .	384,916.00
<b>TOTAL GROSS DEBT . . . . .</b>	<b>\$1,024,916.00</b>
<b>Per Capita Gross Debt . . . . .</b>	<b>\$106.55</b>

<b>Deductions for</b>	
School debt . . . . .	\$640,000.00
Self-liquidating debt. . . . .	.....
Other capital debt . . . . .	4,232.00
<b>TOTAL DEDUCTIONS . . . . .</b>	<b>644,232.00</b>
<b>NET DEBT . . . . .</b>	<b>\$380,684.00</b>

<b>Average Assessed Valuations</b>	
Real Property 1948-1949-1950..	\$13,371,471.00
Per Cent of Net Debt . . . . .	2.84

<b>CURRENT FINANCES DECEMBER 31, 1950</b>	
Cash . . . . .	\$92,242.67
Taxes receivable . . . . .	28,285.41
Tax title liens . . . . .	10,886.10
Foreclosed property . . . . .	179,313.50
Accounts receivable . . . . .	11,094.03
State road aid receivable . . . . .	.....
Emergencies and deferred charges . . . . .	.....
<b>TOTAL ASSETS . . . . .</b>	<b>\$321,821.71</b>

Cash liabilities . . . . .	\$8,242.58
Reserves . . . . .	229,569.04
Surplus revenue . . . . .	84,010.09
<b>TOTAL LIABILITIES AND SURPLUS . . . . .</b>	<b>\$321,821.71</b>

**TETERBORO BOROUGH—BERGEN COUNTY**

Population Census, 1950—28      Land Area 1.2 sq. mi.      Net Valuation Taxable \$2,554,012  
 1940—40

<b>EXPENDITURES AND REQUIRED PAYMENTS FOR 1950</b>	
<b>General Government</b>	
Administrative and executive .....	\$25,880.00
Assessment and collection of taxes .....	2,436.00
Finance Department .....	.....
<b>Protection to Persons &amp; Property</b>	
Fire .....	7,650.00
Police .....	6,500.00
Other .....	.....
<b>Streets and Roads</b>	
Repairs and maintenance .....	8,700.00
Street lighting .....	800.00
<b>Sanitation</b>	
Street cleaning .....	.....
Garbage and ash removal .....	200.00
Sewers .....	.....
<b>Health and Charities</b>	
Health service .....	1,510.00
Poor (including relief) .....	.....
Hospitals (aid and maintenance) .....	.....
Other .....	.....
<b>Recreation</b>	
Beaches and boardwalks .....	.....
Parks and playgrounds .....	.....
Other .....	.....
<b>Educational</b>	
(Exclusive of school districts) ..	.....
<b>Unclassified Purposes</b>	
(Including contingent) .....	7,350.00
<b>SUB-TOTAL—Municipal functions..</b>	<b>\$61,026.00</b>
<b>Per Capita—Municipal functions .....</b>	<b>\$2,179.50</b>
Capital imp'ts and capital imp't fund .....	\$5,555.56
<b>Debt Service</b>	
Principal payments ..	\$1,000.00
Interest payments ..	187.50
Total .....	1,187.50
<b>Per Capita Debt Service .....</b>	<b>\$424.11</b>
<b>Deferred Charges and Statutory Expenditures</b>	
Emergencies .....	.....
Other deferred chgs. ..	\$4,188.81
Total .....	4,188.81
<b>TOTAL—Municipal expenditures ...</b>	<b>\$71,957.87</b>
<b>Required Payments for Local School, County, and Special District Taxes .....</b>	
	21,893.57
<b>TOTAL EXPENDITURES AND REQUIRED PAYMENTS .....</b>	<b>\$93,851.44</b>
Reserve for uncollected taxes .....	\$3,359.80
<b>GRAND TOTAL—Budget .....</b>	<b>\$97,211.24</b>
<b>RECEIPTS AND REVENUES REALIZED IN 1950 TO MEET EXPENDITURES AND REQUIRED PAYMENTS</b>	
Surplus revenue appropriated ..	\$9,000.00
Miscellaneous revenues realized ..	24,068.53
State aid revenues realized .....	10,177.40
<b>Delinquent taxes including</b>	
Liens—1950 collections .....	.....
Current taxes—1950 collections ..	63,514.20
Emergency borrowings .....	.....
<b>TOTAL RECEIPTS AND REVENUES REALIZED .....</b>	<b>\$106,760.13</b>
<b>CAPITAL OUTLAY—1950</b>	
Beaches and boardwalks .....	.....
Buildings and equipment .....	\$3,014.80
Parks and playgrounds .....	.....
Sewers .....	.....
Streets, roads and bridges .....	.....
Water supply .....	.....
Other .....	3,008.88

<b>Tax rate .....</b>	<b>\$2.45</b>
Local school tax rate .....	0.04
County tax rate .....	0.82
Local purpose tax rate .....	1.59
<b>TAXES</b>	
Local school tax ...	\$1,000.00
County taxes .....	20,893.57
Special district taxes .....	.....
Local purpose levy .....	\$21,893.57
	40,530.82
<b>Total tax levy (tax duplicate) ..</b>	<b>\$62,424.39</b>
<b>Per Capita Total Tax Levy .....</b>	<b>\$2,229.44</b>
<b>Current</b>	
1950 taxes levied (total) .....	\$63,697.95
Collected in 1950 .....	63,514.20
Per cent of levy collected in 1950 ...	99.71
Transferred to liens .....	.....
Cancelled, abated or adjusted .....	.....
Outstanding December 31, 1950 ..	\$183.75
<b>All Prior Years Outstanding</b>	
Balance January 1, 1950 .....	\$663.41
Collected in 1950 .....	99.16
Balance December 31, 1950 .....	\$564.25
<b>Tax Title Liens Outstanding</b>	
Balance January 1, 1950 .....	.....
Redeemed by cash .....	.....
Balance December 31, 1950 .....	.....
<b>Property Acquired by Deed or Foreclosure</b>	
Balance January 1, 1950 .....	.....
Sale for cash .....	.....
Balance December 31, 1950 .....	.....
<b>CAPITAL DEBT, DECEMBER 31, 1950</b>	
<b>Gross Debt</b>	
School debt .....	.....
Self-liquidating debt .....	.....
Other capital debt ..	\$3,000.00
<b>TOTAL GROSS DEBT .....</b>	<b>\$3,000.00</b>
<b>Per Capita Gross Debt .....</b>	<b>\$1,071.43</b>
<b>Deductions for</b>	
School debt .....	.....
Self-liquidating debt .....	.....
Other capital debt ..	.....
<b>TOTAL DEDUCTIONS .....</b>	<b>.....</b>
<b>NET DEBT .....</b>	<b>\$3,000.00</b>
<b>Average Assessed Valuations</b>	
Real Property 1948-1949-1950 ..	\$2,386,586.00
Per Cent of Net Debt .....	0.12
<b>CURRENT FINANCES DECEMBER 31, 1950</b>	
Cash .....	\$69,362.12
Taxes receivable .....	748.00
Tax title liens .....	.....
Foreclosed property .....	.....
Accounts receivable .....	6.57
State road aid receivable .....	5,000.00
Emergencies and deferred charges ..	.....
<b>TOTAL ASSETS .....</b>	<b>\$75,116.69</b>
Cash liabilities .....	\$10,507.09
Reserves .....	754.57
Surplus revenue .....	63,855.03
<b>TOTAL LIABILITIES AND SURPLUS .....</b>	<b>\$75,116.69</b>

**TEWKSBURY TOWNSHIP—HUNTERDON COUNTY**

Population Census, 1950—1,451      Land Area 31.8 sq. mi.      Net Valuation Taxable \$1,554,510  
 1940—1,200

**EXPENDITURES AND REQUIRED PAYMENTS FOR 1950**

**General Government**  
 Administrative and executive .... \$3,256.10  
 Assessment and collection of taxes 1,600.00  
 Finance Department ..... 500.00

**Protection to Persons & Property**  
 Fire ..... 1,100.00  
 Police .....  
 Other .....  
Streets and Roads  
 Repairs and maintenance ..... 40,734.11  
 Street lighting .....  
Sanitation  
 Street cleaning .....  
 Garbage and ash removal .....  
 Sewers .....  
Health and Charities  
 Health service ..... 484.79  
 Poor (including relief) ..... 455.00  
 Hospitals (aid and maintenance) .....  
 Other .....  
Recreation  
 Beaches and boardwalks .....  
 Parks and playgrounds .....  
 Other .....  
Educational  
 (Exclusive of school districts) ..  
Unclassified Purposes  
 (Including contingent) ..... 100.00

**SUB-TOTAL—Municipal functions..**      \$48,230.00

**Per Capita—Municipal functions ....**      **\$33.24**  
 Capital imp'ts and capital imp't fund ..  
**Debt Service**  
 Principal payments ..  
 Interest payments ..

**Total .....**      **.....**  
**Per Capita Debt Service .....**      **.....**  
**Deferred Charges and Statutory Expenditures**  
 Emergencies .....  
 Other deferred chgs.      \$1,344.25

**Total .....**      **\$1,344.25**  
**TOTAL—Municipal expenditures ...**      **\$49,574.25**

**Required Payments for Local School, County, and Special District Taxes .....**      **57,309.53**

**TOTAL EXPENDITURES AND REQUIRED PAYMENTS .....**      **\$106,883.78**

Reserve for uncollected taxes ..... \$17,999.48  
**GRAND TOTAL—Budget .....**      **\$124,883.26**

**RECEIPTS AND REVENUES REALIZED IN 1950 TO MEET EXPENDITURES AND REQUIRED PAYMENTS**  
 Surplus revenue appropriated ..  
 Miscellaneous revenues realized. \$11,457.73  
 State aid revenues realized ..... 13,099.00  
 Delinquent taxes including  
   liens—1950 collections ..... 15,039.16  
 Current taxes—1950 collections.. 68,558.07  
 Emergency borrowings ..  
**TOTAL RECEIPTS AND REVENUES REALIZED .....**      **\$108,153.96**

**CAPITAL OUTLAY—1950**

Beaches and boardwalks .....  
 Buildings and equipment .....  
 Parks and playgrounds .....  
 Sewers .....  
 Streets, roads and bridges .....  
 Water supply .....  
 Other .....

**Tax rate .....**      **\$5.71**  
 Local school tax rate ..... 2.68  
 County tax rate ..... 0.97  
 Local purpose tax rate .... 2.06

**TAXES**

Local school tax ... \$41,731.93  
 County taxes ..... 15,031.56  
 Special district taxes 546.04  
Local purpose levy .....      \$57,309.53  
 31,974.73  
**Total tax levy (tax duplicate) ..**      **\$89,284.26**

**Per Capita Total Tax Levy .....**      **\$61.53**

**Current**  
 1950 taxes levied (total) ..... \$89,284.26  
 Collected in 1950 ..... 68,558.07  
 Per cent of levy collected in 1950 .. 76.78  
 Transferred to liens ..... 22.84  
 Cancelled, abated or adjusted .... 351.75  
 Outstanding December 31, 1950 .. \$20,351.60

**All Prior Years Outstanding**  
 Balance January 1, 1950 ..... \$23,392.23  
 Collected in 1950 ..... 15,039.16  
 Balance December 31, 1950 ..... \$8,330.31

**Tax Title Liens Outstanding**  
 Balance January 1, 1950 ..... \$271.31  
 Redeemed by cash .....  
 Balance December 31, 1950 ..... \$316.91

**Property Acquired by Deed or Foreclosure**  
 Balance January 1, 1950 .....  
 Sale for cash .....  
 Balance December 31, 1950 ..... .....

**CAPITAL DEBT, DECEMBER 31, 1950**

**Gross Debt**  
 School debt ..... \$257,583.00  
 Self-liquidating debt .....  
 Other capital debt ..  
**TOTAL GROSS DEBT .....**      **\$257,583.00**  
**Per Capita Gross Debt .....**      **\$177.52**

**Deductions for**  
 School debt ..... \$186,198.00  
 Self-liquidating debt .....  
 Other capital debt ..  
**TOTAL DEDUCTIONS .....**      **186,198.00**  
**NET DEBT .....**      **\$71,385.00**

**Average Assessed Valuations**  
 Real Property 1948-1949-1950.. \$1,310,242.00  
 Per Cent of Net Debt ..... 5.44

**CURRENT FINANCES DECEMBER 31, 1950**

Cash ..... \$72,943.65  
 Taxes receivable ..... 28,681.91  
 Tax title liens ..... 316.91  
 Foreclosed property .....  
 Accounts receivable ..... 4,360.35  
 State road aid receivable .....  
 Emergencies and deferred charges ..

**TOTAL ASSETS .....**      **\$106,302.82**

Cash liabilities ..... \$30,905.76  
 Reserves ..... 33,359.17  
 Surplus revenue ..... 42,037.89

**TOTAL LIABILITIES AND SURPLUS .....**      **\$106,302.82**

**TOTOWA BOROUGH—PASSAIC COUNTY**

Population Census, 1950—6,050  
1940—5,130

Land Area 3.9 sq. mi.

Net Valuation Taxable \$5,912,995

**EXPENDITURES AND REQUIRED PAYMENTS FOR 1950**

<b>General Government</b>	
Administrative and executive . . . . .	\$15,850.00
Assessment and collection of taxes	11,650.00
Finance Department . . . . .	800.00
<b>Protection to Persons &amp; Property</b>	
Fire . . . . .	7,550.00
Police . . . . .	25,300.00
Other . . . . .	.....
<b>Streets and Roads</b>	
Repairs and maintenance . . . . .	26,425.00
Street lighting . . . . .	3,650.00
<b>Sanitation</b>	
Street cleaning . . . . .	.....
Garbage and ash removal . . . . .	8,800.00
Sewers . . . . .	18,225.00
<b>Health and Charities</b>	
Health service . . . . .	3,600.00
Poor (including relief) . . . . .	700.00
Hospitals (aid and maintenance) . . . . .	.....
Other . . . . .	.....
<b>Recreation</b>	
Beaches and boardwalks . . . . .	.....
Parks and playgrounds . . . . .	1,500.00
Other . . . . .	.....
<b>Educational</b> (Exclusive of school districts) . . . . .	.....
<b>Unclassified Purposes</b> (Including contingent) . . . . .	1,600.00
<b>SUB-TOTAL—Municipal functions..</b>	<b>\$125,650.00</b>

<b>Per Capita—Municipal functions . . . . .</b>	<b>\$20.77</b>
Capital imp'ts and capital imp't fund	\$10,200.00
<b>Debt Service</b>	
Principal payments . . . . .	\$23,100.00
Interest payments . . . . .	7,700.00
Total . . . . .	30,800.00
<b>Per Capita Debt Service . . . . .</b>	<b>\$5.09</b>
<b>Deferred Charges and Statutory Expenditures</b>	
Emergencies . . . . .	.....
Other deferred chgs. . . . .	\$6,400.25
Total . . . . .	6,400.25
<b>TOTAL—Municipal expenditures . . . . .</b>	<b>\$173,050.25</b>

<b>Required Payments for Local School, County, and Special District Taxes . . . . .</b>	<b>198,606.91</b>
-----------------------------------------------------------------------------------------	-------------------

<b>TOTAL EXPENDITURES AND REQUIRED PAYMENTS . . . . .</b>	<b>\$371,657.16</b>
Reserve for uncollected taxes . . . . .	\$57,538.45
<b>GRAND TOTAL—Budget . . . . .</b>	<b>\$429,195.61</b>

<b>RECEIPTS AND REVENUES REALIZED IN 1950 TO MEET EXPENDITURES AND REQUIRED PAYMENTS</b>	
Surplus revenue appropriated . . . . .	\$70,000.00
Miscellaneous revenues realized . . . . .	47,796.68
State aid revenues realized . . . . .	14,126.00
Delinquent taxes including	
liens—1950 collections . . . . .	22,950.56
Current taxes—1950 collections..	267,453.77
Emergency borrowings . . . . .	.....
<b>TOTAL RECEIPTS AND REVENUES REALIZED . . . . .</b>	<b>\$422,327.01</b>

<b>CAPITAL OUTLAY—1950</b>	
Beaches and boardwalks . . . . .	.....
Buildings and equipment . . . . .	\$15,423.86
Parks and playgrounds . . . . .	.....
Sewers . . . . .	.....
Streets, roads and bridges . . . . .	10,811.13
Water supply . . . . .	.....
Other . . . . .	.....

	Real Property	2nd Class R. R. Prop. & Personal Prop.
<b>Tax rate . . . . .</b>	<b>\$4.96</b>	<b>\$4.86</b>

<b>TAXES</b>		
Local school tax . . . . .	\$141,205.80	
County taxes . . . . .	57,401.11	
Special district taxes . . . . .	.....	
Local purpose levy . . . . .		\$198,606.91
		93,962.70
<b>Total tax levy (tax duplicate) . . . . .</b>		<b>\$292,569.61</b>
<b>Per Capita Total Tax Levy . . . . .</b>	<b>\$48.36</b>	

<b>Current</b>		
1950 taxes levied (total) . . . . .		\$298,028.38
Collected in 1950 . . . . .		267,453.77
Per cent of levy collected in 1950 . . . . .	89.74	
Transferred to liens . . . . .	.....	
Cancelled, abated or adjusted . . . . .	.....	
Outstanding December 31, 1950 . . . . .		\$30,574.61

<b>All Prior Years Outstanding</b>		
Balance January 1, 1950 . . . . .		\$44,284.26
Collected in 1950 . . . . .		18,547.29
Balance December 31, 1950 . . . . .		\$25,736.97

<b>Tax Title Liens Outstanding</b>		
Balance January 1, 1950 . . . . .		\$102,194.67
Redeemed by cash . . . . .		4,403.27
Balance December 31, 1950 . . . . .		\$97,791.40

<b>Property Acquired by Deed or Foreclosure</b>		
Balance January 1, 1950 . . . . .		\$39,946.00
Sale for cash . . . . .		16,150.00
Balance December 31, 1950 . . . . .		\$23,796.00

<b>CAPITAL DEBT, DECEMBER 31, 1950</b>		
<b>Gross Debt</b>		
School debt . . . . .	\$147,149.00	
Self-liquidating debt . . . . .	4,403.27	
Other capital debt . . . . .	312,049.00	
<b>TOTAL GROSS DEBT . . . . .</b>		<b>\$459,198.00</b>
<b>Per Capita Gross Debt . . . . .</b>	<b>\$75.00</b>	

<b>Deductions for</b>		
School debt . . . . .	\$147,149.00	
Self-liquidating debt . . . . .	.....	
Other capital debt . . . . .	32,849.00	
<b>TOTAL DEDUCTIONS . . . . .</b>		<b>179,998.00</b>
<b>NET DEBT . . . . .</b>		<b>\$279,200.00</b>

<b>Average Assessed Valuations</b>		
Real Property 1948-1949-1950..	\$5,318,537.00	
Per Cent of Net Debt . . . . .	5.24	

<b>CURRENT FINANCES DECEMBER 31, 1950</b>		
Cash . . . . .	\$179,052.52	
Taxes receivable . . . . .	56,311.58	
Tax title liens . . . . .	97,791.40	
Foreclosed property . . . . .	23,796.00	
Accounts receivable . . . . .	24,340.89	
State road aid receivable . . . . .	15,582.61	
Emergencies and deferred charges . . . . .	800.00	
<b>TOTAL ASSETS . . . . .</b>	<b>\$397,675.00</b>	
Cash liabilities . . . . .	\$54,111.26	
Reserves . . . . .	202,239.87	
Surplus revenue . . . . .	141,323.87	
<b>TOTAL LIABILITIES AND SURPLUS . . . . .</b>	<b>\$397,675.00</b>	

## TRENTON CITY—MERCER COUNTY

Population Census, 1950—127,867      Land Area 7.5 sq. mi.      Net Valuation Taxable \$164,907,015  
 1940—124,697

<b>EXPENDITURES AND RE- QUIRED PAYMENTS FOR 1950</b>	
<b>General Government</b>	
Administrative and executive . . .	\$284,004.03
Assessment and collection of taxes	118,852.79
Finance Department . . . . .	43,587.00
<b>Protection to Persons &amp; Property</b>	
Fire . . . . .	813,763.01
Police . . . . .	928,754.99
Other . . . . .	262,672.29
<b>Streets and Roads</b>	
Repairs and maintenance . . . . .	369,034.55
Street lighting . . . . .	183,870.84
<b>Sanitation</b>	
Street cleaning . . . . .	142,694.48
Garbage and ash removal . . . . .	318,775.51
Sewers . . . . .	159,917.19
<b>Health and Charities</b>	
Health service . . . . .	170,038.05
Poor (including relief) . . . . .	200,347.60
Hospitals (aid and maintenance).	575,495.92
Other . . . . .	.....
<b>Recreation</b>	
Beaches and boardwalks . . . . .	.....
Parks and playgrounds . . . . .	265,704.76
Other . . . . .	.....
<b>Educational</b>	
(Exclusive of school districts) ..	253,172.53
<b>Unclassified Purposes</b>	
(Including contingent) . . . . .	37,667.40
<b>SUB-TOTAL—Municipal functions..</b>	<b>\$5,128,352.94</b>

<b>Per Capita—Municipal functions . . .</b>	<b>\$40.11</b>
Capital imp'ts and capital imp't fund	\$55,000.00
<b>Debt Service</b>	
Principal payments . \$1,122,000.00	
Interest payments .. 386,031.00	
<b>Total . . . . .</b>	<b>1,508,031.00</b>
<b>Per Capita Debt Service . . . . .</b>	<b>\$11.79</b>
<b>Deferred Charges and Statutory Expenditures</b>	
Emergencies . . . . . \$48,900.00	
Other deferred chgs. 235,416.25	
<b>Total . . . . .</b>	<b>284,316.25</b>

**TOTAL—Municipal expenditures . . .** **\$6,975,700.19**

**Required Payments for Local School, County, and Special District Taxes . . . . .** **4,661,952.83**

**TOTAL EXPENDITURES AND REQUIRED PAYMENTS . . . . .** **\$11,637,653.02**

Reserve for uncollected taxes . . . . . \$671,182.79

**GRAND TOTAL—Budget . . . . .** **\$12,308,835.81**

**RECEIPTS AND REVENUES REALIZED IN 1950 TO MEET EXPENDITURES AND REQUIRED PAYMENTS**

Surplus revenue appropriated . .	\$260,000.00
Miscellaneous revenues realized.	2,210,974.50
State aid revenues realized . . . .	78,408.00
<b>Delinquent taxes including</b>	
liens—1950 collections . . . . .	410,020.33
Current taxes—1950 collections..	8,948,887.37
Emergency borrowings . . . . .	.....
<b>TOTAL RECEIPTS AND REVENUES REALIZED . . . . .</b>	<b>\$11,908,290.20</b>

**CAPITAL OUTLAY—1950**

Beaches and boardwalks . . . . .	.....
Buildings and equipment . . . . .	\$404,476.39
Parks and playgrounds . . . . .	5,810.80
Sewers . . . . .	153,700.45
Streets, roads and bridges . . . . .	562,273.59
Water supply . . . . .	185,194.35
Other . . . . .	.....

<b>Tax rate . . . . .</b>	<b>\$5.80</b>
Local school tax rate . . . . .	1.76
County tax rate . . . . .	1.07
Local purpose tax rate . . . . .	2.97

**TAXES**

Local school tax . . . \$2,901,099.63	
County taxes . . . . . 1,760,853.20	
Special district taxes . . . . .	.....
<b>Local purpose levy . . . . .</b>	<b>\$4,661,952.83</b>
<b>Total tax levy (tax duplicate) ..</b>	<b>\$9,588,261.58</b>
<b>Per Capita Total Tax Levy . . . . .</b>	<b>\$74.99</b>

<b>Current</b>	
1950 taxes levied (total) . . . . .	\$9,612,736.76
Collected in 1950 . . . . .	8,948,887.37
Per cent of levy collected in 1950 . . . . .	93.09
Transferred to liens . . . . .	5,674.40
Cancelled, abated or adjusted . . . .	202,490.56
Outstanding December 31, 1950 ..	\$455,684.43

<b>All Prior Years Outstanding</b>	
Balance January 1, 1950 . . . . .	\$697,476.35
Collected in 1950 . . . . .	405,188.39
Balance December 31, 1950 . . . . .	\$255,389.66

<b>Tax Title Liens Outstanding</b>	
Balance January 1, 1950 . . . . .	\$88,332.20
Redeemed by cash . . . . .	4,831.94
Balance December 31, 1950 . . . . .	\$44,352.63

<b>Property Acquired by Deed or Foreclosure</b>	
Balance January 1, 1950 . . . . .	\$291,962.00
Sale for cash . . . . .	59,821.00
Balance December 31, 1950 . . . . .	\$276,062.00

**CAPITAL DEBT, DECEMBER 31, 1950**

<b>Gross Debt</b>	
School debt . . . . .	\$3,851,000.00
Self-liquidating debt. 1,046,500.00	
Other capital debt .. 8,314,100.00	

**TOTAL GROSS DEBT . . . . .** **\$13,211,600.00**  
**Per Capita Gross Debt . . . . .** **\$103.32**

<b>Deductions for</b>	
School debt . . . . .	\$3,851,000.00
Self-liquidating debt. 1,046,500.00	
Other capital debt .. 40,914.00	

**TOTAL DEDUCTIONS . . . . .** **4,938,414.00**  
**NET DEBT . . . . .** **\$8,273,186.00**

**Average Assessed Valuations**  
**Real Property 1948-1949-1950..** **\$131,578,011.00**  
**Per Cent of Net Debt . . . . .** **6.28**

**CURRENT FINANCES DECEMBER 31, 1950**

Cash . . . . .	\$1,130,562.27
Taxes receivable . . . . .	711,074.09
Tax title liens . . . . .	44,352.63
Foreclosed property . . . . .	276,062.00
Accounts receivable . . . . .	129,120.24
State road aid receivable . . . . .	11,000.00
Emergencies and deferred charges ..	41,000.00
<b>TOTAL ASSETS . . . . .</b>	<b>\$2,343,171.23</b>
Cash liabilities . . . . .	\$229,936.92
Reserves . . . . .	1,160,608.96
Surplus revenue . . . . .	952,625.35

**TOTAL LIABILITIES AND SURPLUS . . . . .** **\$2,343,171.23**

**TUCKERTON BOROUGH—OCEAN COUNTY**

Population Census, 1950—1,228  
1940—1,320

Land Area 3.8 sq. mi.

Net Valuation Taxable \$638,303

**EXPENDITURES AND REQUIRED PAYMENTS FOR 1950**

<b>General Government</b>	
Administrative and executive .....	\$2,677.19
Assessment and collection of taxes .....	1,641.45
Finance Department .....	.....
<b>Protection to Persons &amp; Property</b>	
Fire .....	4,028.97
Police .....	515.00
Other .....	.....
<b>Streets and Roads</b>	
Repairs and maintenance .....	2,620.46
Street lighting .....	2,482.99
<b>Sanitation</b>	
Street cleaning .....	.....
Garbage and ash removal .....	1,750.00
Sewers .....	.....
<b>Health and Charities</b>	
Health service .....	107.47
Poor (including relief) .....	265.00
Hospitals (aid and maintenance) .....	.....
Other .....	.....
<b>Recreation</b>	
Beaches and boardwalks .....	.....
Parks and playgrounds .....	.....
Other .....	.....
<b>Educational</b>	
(Exclusive of school districts) ..	200.00
<b>Unclassified Purposes</b>	
(Including contingent) .....	.....
<b>SUB-TOTAL—Municipal functions..</b>	<b>\$16,288.53</b>

<b>Per Capita—Municipal functions .....</b>	<b>\$13.26</b>
Capital imp'ts and capital imp't fund .....	.....
<b>Debt Service</b>	
Principal payments .....	\$5,000.00
Interest payments ..	1,600.00
<b>Total .....</b>	<b>\$6,600.00</b>
<b>Per Capita Debt Service .....</b>	<b>\$5.37</b>
<b>Deferred Charges and Statutory Expenditures</b>	
Emergencies .....	.....
Other deferred chgs. ....	.....
<b>Total .....</b>	<b>.....</b>
<b>TOTAL—Municipal expenditures ..</b>	<b>\$22,888.53</b>

<b>Required Payments for Local School, County, and Special District Taxes .....</b>	<b>48,628.23</b>
-------------------------------------------------------------------------------------	------------------

<b>TOTAL EXPENDITURES AND REQUIRED PAYMENTS .....</b>	<b>\$71,516.76</b>
Reserve for uncollected taxes .....	\$7,740.04
<b>GRAND TOTAL—Budget .....</b>	<b>\$79,256.80</b>

**RECEIPTS AND REVENUES REALIZED IN 1950 TO MEET EXPENDITURES AND REQUIRED PAYMENTS**

Surplus revenue appropriated ..	\$3,600.00
Miscellaneous revenues realized.	10,718.94
State aid revenues realized .....	2,453.80
Delinquent taxes including	.....
liens—1950 collections .....	6,610.66
Current taxes—1950 collections..	51,474.09
Emergency borrowings .....	.....
<b>TOTAL RECEIPTS AND REVENUES REALIZED .....</b>	<b>\$74,857.49</b>

**CAPITAL OUTLAY—1950**

Beaches and boardwalks .....	.....
Buildings and equipment .....	.....
Parks and playgrounds .....	.....
Sewers .....	.....
Streets, roads and bridges .....	.....
Water supply .....	.....
Other .....	.....

<b>Tax rate .....</b>	<b>\$9.33</b>
Local school tax rate .....	5.59
County tax rate .....	2.03
Local purpose tax rate ....	1.71

**TAXES**

Local school tax ...	\$35,655.00	
County taxes .....	12,973.23	
Special district taxes .....	.....	
Local purpose levy .....	.....	\$48,628.23
		10,862.80
<b>Total tax levy (tax duplicate) ..</b>	<b>.....</b>	<b>\$59,491.03</b>

<b>Per Capita Total Tax Levy .....</b>	<b>\$48.45</b>
----------------------------------------	----------------

<b>Current</b>	
1950 taxes levied (total) .....	\$59,713.39
Collected in 1950 .....	51,474.09
Per cent of levy collected in 1950 ...	86.20
Transferred to liens .....	520.30
Cancelled, abated or adjusted .....	5,518.91
Outstanding December 31, 1950 ..	\$2,200.09

<b>All Prior Years Outstanding</b>	
Balance January 1, 1950 .....	\$7,969.87
Collected in 1950 .....	5,751.60
Balance December 31, 1950 .....	\$2,218.27

<b>Tax Title Liens Outstanding</b>	
Balance January 1, 1950 .....	\$26,750.91
Redeemed by cash .....	859.06
Balance December 31, 1950 .....	\$26,412.15

<b>Property Acquired by Deed or Foreclosure</b>	
Balance January 1, 1950 .....	\$3,110.00
Sale for cash .....	.....
Balance December 31, 1950 .....	\$3,110.00

**CAPITAL DEBT, DECEMBER 31, 1950**

<b>Gross Debt</b>	
School debt .....	\$58,000.00
Self-liquidating debt. ....	.....
Other capital debt ..	35,000.00
<b>TOTAL GROSS DEBT .....</b>	<b>\$93,000.00</b>
<b>Per Capita Gross Debt .....</b>	<b>\$75.73</b>

<b>Deductions for</b>	
School debt .....	\$43,483.00
Self-liquidating debt. ....	.....
Other capital debt ..	1,752.00
<b>TOTAL DEDUCTIONS .....</b>	<b>45,235.00</b>
<b>NET DEBT .....</b>	<b>\$47,765.00</b>

<b>Average Assessed Valuations</b>	
Real Property 1948-1949-1950..	\$543,536.00
Per Cent of Net Debt .....	8.78

**CURRENT FINANCES DECEMBER 31, 1950**

Cash .....	\$7,141.39
Taxes receivable .....	4,418.36
Tax title liens .....	26,412.15
Foreclosed property .....	3,110.00
Accounts receivable .....	4,237.08
State road aid receivable .....	.....
Emergencies and deferred charges ..	.....
<b>TOTAL ASSETS .....</b>	<b>\$45,318.98</b>

Cash liabilities .....	\$3,510.78
Reserves .....	38,177.59
Surplus revenue .....	3,630.61

<b>TOTAL LIABILITIES AND SURPLUS .....</b>	<b>\$45,318.98</b>
--------------------------------------------	--------------------

# UNION TOWNSHIP—HUNTERDON COUNTY

Population Census, 1950—1,561  
1940—1,303

Land Area 20.5 sq. mi.

Net Valuation Taxable \$989,869

## EXPENDITURES AND REQUIRED PAYMENTS FOR 1950

<b>General Government</b>	
Administrative and executive .....	\$1,950.00
Assessment and collection of taxes .....	1,400.00
Finance Department .....	255.97
<b>Protection to Persons &amp; Property</b>	
Fire .....	400.00
Police .....	650.00
Other .....	.....
<b>Streets and Roads</b>	
Repairs and maintenance .....	15,000.00
Street lighting .....	350.00
<b>Sanitation</b>	
Street cleaning .....	.....
Garbage and ash removal .....	.....
Sewers .....	.....
<b>Health and Charities</b>	
Health service .....	563.50
Poor (including relief) .....	200.00
Hospitals (aid and maintenance) .....	.....
Other .....	.....
<b>Recreation</b>	
Beaches and boardwalks .....	.....
Parks and playgrounds .....	.....
Other .....	.....
<b>Educational</b>	
(Exclusive of school districts) ..	.....
<b>Unclassified Purposes</b>	
(Including contingent) .....	225.00
<b>SUB-TOTAL—Municipal functions..</b>	<b>\$20,994.47</b>

<b>Per Capita—Municipal functions .....</b>	<b>\$13.45</b>
Capital imp'ts and capital imp't fund .....	.....
<b>Debt Service</b>	
Principal payments .....	\$3,060.37
Interest payments .....	.....
<b>Total .....</b>	<b>\$3,060.37</b>
<b>Per Capita Debt Service .....</b>	<b>\$1.96</b>
<b>Deferred Charges and Statutory Expenditures</b>	
Emergencies .....	.....
Other deferred chgs. .....	\$155.59
<b>Total .....</b>	<b>155.59</b>
<b>TOTAL—Municipal expenditures ...</b>	<b>\$24,210.43</b>

<b>Required Payments for Local School, County, and Special District Taxes .....</b>	<b>38,028.13</b>
<b>TOTAL EXPENDITURES AND REQUIRED PAYMENTS .....</b>	<b>\$62,238.56</b>
Reserve for uncollected taxes .....	\$8,346.62
<b>GRAND TOTAL—Budget .....</b>	<b>\$70,585.18</b>

<b>RECEIPTS AND REVENUES REALIZED IN 1950 TO MEET EXPENDITURES AND REQUIRED PAYMENTS</b>	
Surplus revenue appropriated ..	\$6,040.00
Miscellaneous revenues realized ..	8,024.96
State aid revenues realized .....	7,323.00
<b>Delinquent taxes including</b>	
liens—1950 collections .....	7,564.23
Current taxes—1950 collections..	36,537.00
Emergency borrowings .....	.....
<b>TOTAL RECEIPTS AND REVENUES REALIZED .....</b>	<b>\$65,489.19</b>

### CAPITAL OUTLAY—1950

Beaches and boardwalks .....	.....
Buildings and equipment .....	.....
Parks and playgrounds .....	.....
Sewers .....	.....
Streets, roads and bridges .....	.....
Water supply .....	.....
Other .....	.....

<b>Tax rate .....</b>	<b>\$4.44</b>
Local school tax rate .....	2.88
County tax rate .....	0.97
Local purpose tax rate .....	0.59

### TAXES

Local school tax .....	\$28,465.56	
County taxes .....	9,562.57	
Special district taxes .....	.....	
<b>Local purpose levy .....</b>	<b>5,829.58</b>	<b>\$38,028.13</b>
<b>Total tax levy (tax duplicate) ..</b>	<b>\$43,857.71</b>	
<b>Per Capita Total Tax Levy .....</b>		
	<b>\$28.10</b>	
<b>Current</b>		
1950 taxes levied (total) .....		\$44,304.87
Collected in 1950 .....		36,537.00
Per cent of levy collected in 1950 ..	82.46	
Transferred to liens .....	.....	.....
Cancelled, abated or adjusted .....		68.16
Outstanding December 31, 1950 ..		\$7,699.71

<b>All Prior Years Outstanding</b>		
Balance January 1, 1950 .....		\$8,146.07
Collected in 1950 .....		7,564.23
Balance December 31, 1950 .....		\$457.01

<b>Tax Title Liens Outstanding</b>		
Balance January 1, 1950 .....		\$413.59
Redeemed by cash .....		.....
Balance December 31, 1950 .....		\$413.59

<b>Property Acquired by Deed or Foreclosure</b>		
Balance January 1, 1950 .....		.....
Sale for cash .....		.....
Balance December 31, 1950 .....		.....

### CAPITAL DEBT, DECEMBER 31, 1950

<b>Gross Debt</b>		
School debt .....	\$65,755.00	
Self-liquidating debt .....	.....	
Other capital debt ..	.....	
<b>TOTAL GROSS DEBT .....</b>	<b>\$65,755.00</b>	
<b>Per Capita Gross Debt .....</b>	<b>\$42.12</b>	

<b>Deductions for</b>		
School debt .....	\$65,755.00	
Self-liquidating debt .....	.....	
Other capital debt ..	.....	
<b>TOTAL DEDUCTIONS .....</b>	<b>65,755.00</b>	
<b>NET DEBT .....</b>	<b>.....</b>	

<b>Average Assessed Valuations</b>		
Real Property 1948-1949-1950..		\$800,821.00
Per Cent of Net Debt .....		.....

### CURRENT FINANCES DECEMBER 31, 1950

Cash .....	\$41,009.44
Taxes receivable .....	8,156.72
Tax title liens .....	413.59
Foreclosed property .....	.....
Accounts receivable .....	.....
State road aid receivable .....	.....
Emergencies and deferred charges ..	14.47
<b>TOTAL ASSETS .....</b>	<b>\$49,594.22</b>
Cash liabilities .....	\$7,345.44
Reserves .....	8,570.31
Surplus revenue .....	33,678.47
<b>TOTAL LIABILITIES AND SURPLUS .....</b>	<b>\$9,594.22</b>

## UNION TOWNSHIP—OCEAN COUNTY

Population Census, 1950—1,157  
1940—1,045

Land Area 33.3 sq. mi.

Net Valuation Taxable \$661,667

### EXPENDITURES AND RE- QUIRED PAYMENTS FOR 1950

<b>General Government</b>	
Administrative and executive .....	\$4,352.78
Assessment and collection of taxes .....	2,303.27
Finance Department .....	263.52
<b>Protection to Persons &amp; Property</b>	
Fire .....	5,263.41
Police .....	2,218.53
Other .....	.....
<b>Streets and Roads</b>	
Repairs and maintenance .....	7,483.98
Street lighting .....	3,157.51
<b>Sanitation</b>	
Street cleaning .....	.....
Garbage and ash removal .....	2,080.00
Sewers .....	.....
<b>Health and Charities</b>	
Health service .....	40.22
Poor (including relief) .....	1,056.46
Hospitals (aid and maintenance) .....	.....
Other .....	.....
<b>Recreation</b>	
Beaches and boardwalks .....	.....
Parks and playgrounds .....	.....
Other .....	.....
<b>Educational</b>	
(Exclusive of school districts) ..	126.88
<b>Unclassified Purposes</b>	
(Including contingent) .....	599.78
<b>SUB-TOTAL—Municipal functions..</b>	<b>\$28,946.34</b>

<b>Per Capita—Municipal functions .....</b>	<b>\$25.02</b>
Capital imp'ts and capital imp't fund .....	\$750.00
<b>Debt Service</b>	
Principal payments ..	.....
Interest payments ..	.....
Total .....	.....
<b>Per Capita Debt Service .....</b>	
<b>Deferred Charges and Statutory Expenditures</b>	
Emergencies .....	.....
Other deferred chgs. .....	\$7.25
Total .....	7.25
<b>TOTAL—Municipal expenditures ..</b>	<b>\$29,703.59</b>

<b>Required Payments for Local School, County, and Special District Taxes .....</b>	<b>45,504.01</b>
-------------------------------------------------------------------------------------	------------------

<b>TOTAL EXPENDITURES AND REQUIRED PAYMENTS .....</b>	<b>\$75,207.60</b>
Reserve for uncollected taxes .....	\$12,113.83
<b>GRAND TOTAL—Budget .....</b>	<b>\$87,321.43</b>

<b>RECEIPTS AND REVENUES REALIZED IN 1950 TO MEET EXPENDITURES AND RE-REQUIRED PAYMENTS</b>	
Surplus revenue appropriated ..	\$10,000.00
Miscellaneous revenues realized ..	13,027.34
State aid revenues realized .....	6,681.75
Delinquent taxes including liens—1950 collections .....	9,528.10
Current taxes—1950 collections ..	42,742.72
Emergency borrowings .....	.....
<b>TOTAL RECEIPTS AND REVENUES REALIZED .....</b>	<b>\$81,979.91</b>

### CAPITAL OUTLAY—1950

Beaches and boardwalks .....	.....
Buildings and equipment .....	.....
Parks and playgrounds .....	.....
Sewers .....	.....
Streets, roads and bridges .....	.....
Water supply .....	.....
Other .....	.....

<b>Tax rate .....</b>	<b>\$8.19</b>
Local school tax rate .....	4.85
County tax rate .....	2.03
Local purpose tax rate .....	1.31

### TAXES

Local school tax ...	\$32,100.00	
County taxes .....	13,404.01	
Special district taxes .....	.....	
Local purpose levy .....	.....	\$45,504.01
		9,463.87
<b>Total tax levy (tax duplicate) ..</b>		<b>\$54,967.88</b>

<b>Per Capita Total Tax Levy .....</b>	<b>\$47.51</b>
----------------------------------------	----------------

<b>Current</b>	
1950 taxes levied (total) .....	\$55,139.45
Collected in 1950 .....	42,742.72
Per cent of levy collected in 1950 ...	77.51
Transferred to liens .....	1,650.61
Cancelled, abated or adjusted ..	344.56
Outstanding December 31, 1950 ..	\$10,401.56

<b>All Prior Years Outstanding</b>	
Balance January 1, 1950 .....	\$12,983.63
Collected in 1950 .....	3,064.79
Balance December 31, 1950 .....	\$4,918.84

<b>Tax Title Liens Outstanding</b>	
Balance January 1, 1950 .....	\$48,541.08
Redeemed by cash .....	1,463.31
Balance December 31, 1950 .....	\$48,770.98

<b>Property Acquired by Deed or Foreclosure</b>	
Balance January 1, 1950 .....	.....
Sale for cash .....	.....
Balance December 31, 1950 .....	.....

### CAPITAL DEBT, DECEMBER 31, 1950

<b>Gross Debt</b>	
School debt .....	\$100,000.00
Self-liquidating debt .....	.....
Other capital debt ..	.....
<b>TOTAL GROSS DEBT .....</b>	<b>\$100,000.00</b>
<b>Per Capita Gross Debt .....</b>	<b>\$86.43</b>

<b>Deductions for</b>	
School debt .....	\$47,275.00
Self-liquidating debt ..	.....
Other capital debt ..	.....
<b>TOTAL DEDUCTIONS .....</b>	<b>47,275.00</b>
<b>NET DEBT .....</b>	<b>\$52,725.00</b>

<b>Average Assessed Valuations</b>	
Real Property 1948-1949-1950..	\$590,940.00
Per Cent of Net Debt .....	8.92

### CURRENT FINANCES DECEMBER 31, 1950

Cash .....	\$12,790.65
Taxes receivable .....	15,320.40
Tax title liens .....	48,770.98
Foreclosed property .....	.....
Accounts receivable .....	581.20
State road aid receivable .....	3,649.77
Emergencies and deferred charges ..	.....
<b>TOTAL ASSETS .....</b>	<b>\$81,113.00</b>

Cash liabilities .....	\$6,715.95
Reserves .....	64,672.58
Surplus revenue .....	9,724.47

<b>TOTAL LIABILITIES AND SURPLUS .....</b>	<b>\$81,113.00</b>
--------------------------------------------	--------------------

## UNION TOWNSHIP—UNION COUNTY

Population Census, 1950—37,989  
1940—24,730

Land Area 9.0 sq. mi.

Neta Valuation Taxable \$46,837,446

<b>EXPENDITURES AND RE-REQUIRED PAYMENTS FOR 1950</b>	
<b>General Government</b>	
Administrative and executive . . .	\$97,175.00
Assessment and collection of taxes	68,850.00
Finance Department . . . . .	13,375.00
<b>Protection to Persons &amp; Property</b>	
Fire . . . . .	202,800.00
Police . . . . .	269,650.00
Other . . . . .	.....
<b>Streets and Roads</b>	
Repairs and maintenance . . . . .	111,225.00
Street lighting . . . . .	59,000.00
<b>Sanitation</b>	
Street cleaning . . . . .	.....
Garbage and ash removal . . . . .	74,950.00
Sewers . . . . .	19,775.00
<b>Health and Charities</b>	
Health service . . . . .	34,075.00
Poor (including relief) . . . . .	6,750.00
Hospitals (aid and maintenance) . . .	.....
Other . . . . .	4,625.00
<b>Recreation</b>	
Beaches and boardwalks . . . . .	.....
Parks and playgrounds . . . . .	23,975.00
Other . . . . .	.....
<b>Educational</b>	
(Exclusive of school districts) . . .	51,950.00
<b>Unclassified Purposes</b>	
(Including contingent) . . . . .	28,325.00
<b>SUB-TOTAL—Municipal functions..</b>	<b>\$1,066,500.00</b>
<b>Per Capita—Municipal functions . . . . .</b>	
Capital imp'ts and capital imp't fund	\$28.07
Debt Service	\$20,000.00
Principal payments . . . . .	\$231,225.11
Interest payments . . . . .	41,416.00
<b>Total . . . . .</b>	<b>272,641.11</b>
<b>Per Capita Debt Service . . . . .</b>	
Deferred Charges and Statutory Expenditures	\$7.18
Emergencies . . . . .	\$5,000.00
Other deferred chgs. . . . .	34,333.13
<b>Total . . . . .</b>	<b>39,333.13</b>
<b>TOTAL—Municipal expenditures . . .</b>	<b>\$1,398,474.24</b>
<b>Required Payments for Local School, County, and Special District Taxes . . . . .</b>	
	1,620,397.45
<b>TOTAL EXPENDITURES AND RE-REQUIRED PAYMENTS . . . . .</b>	<b>\$3,018,871.69</b>
Reserve for uncollected taxes . . . . .	\$229,572.91
<b>GRAND TOTAL—Budget . . . . .</b>	<b>\$3,248,444.60</b>
<b>RECEIPTS AND REVENUES REALIZED IN 1950 TO MEET EXPENDITURES AND RE-REQUIRED PAYMENTS</b>	
Surplus revenue appropriated . . . . .	\$300,000.00
Miscellaneous revenues realized . . . .	503,605.47
State aid revenues realized . . . . .	32,890.14
<b>Delinquent taxes including</b>	
liens—1950 collections . . . . .	151,277.73
Current taxes—1950 collections..	2,497,744.59
Emergency borrowings . . . . .	.....
<b>TOTAL RECEIPTS AND REVENUES REALIZED . . . . .</b>	<b>\$3,485,517.93</b>
<b>CAPITAL OUTLAY—1950</b>	
Beaches and boardwalks . . . . .	.....
Buildings and equipment . . . . .	\$68,983.27
Parks and playgrounds . . . . .	.....
Sewers . . . . .	\$1,140.62
Streets, roads and bridges . . . . .	86,662.05
Water supply . . . . .	.....
Other . . . . .	21,187.01

<b>Tax rate . . . . .</b>	<b>\$5.43</b>
Local school tax rate . . . . .	2.67
County tax rate . . . . .	0.79
Local purpose tax rate . . . . .	1.97
<b>TAXES</b>	
Local school tax . . . \$1,251,933.89	
County taxes . . . . . 368,463.56	
Special district taxes . . . . .	.....
Local purpose levy . . . . .	\$1,620,397.45
	924,876.15
<b>Total tax levy (tax duplicate) . .</b>	<b>\$2,545,273.60</b>
<b>Per Capita Total Tax Levy . . . . .</b>	
	<b>\$67.00</b>
<b>Current</b>	
1950 taxes levied (total) . . . . .	\$2,601,152.72
Collected in 1950 . . . . .	2,497,744.59
Per cent of levy collected in 1950 . . . . .	96.02
Transferred to liens . . . . .	12,959.41
Cancelled, abated or adjusted . . . .	14,632.06
Outstanding December 31, 1950 . . .	\$75,816.66
<b>All Prior Years Outstanding</b>	
Balance January 1, 1950 . . . . .	\$92,178.88
Collected in 1950 . . . . .	66,075.94
Balance December 31, 1950 . . . . .	\$25,220.87
<b>Tax Title Liens Outstanding</b>	
Balance January 1, 1950 . . . . .	\$224,921.39
Redeemed by cash . . . . .	9,529.24
Balance December 31, 1950 . . . . .	\$175,252.31
<b>Property Acquired by Deed or Foreclosure</b>	
Balance January 1, 1950 . . . . .	\$823,822.99
Sale for cash . . . . .	227,430.75
Balance December 31, 1950 . . . . .	\$818,798.61
<b>CAPITAL DEBT, DECEMBER 31, 1950</b>	
<b>Gross Debt</b>	
School debt . . . . .	\$3,642,000.00
Self-liquidating debt. . . . .	.....
Other capital debt . . . . .	1,660,642.00
<b>TOTAL GROSS DEBT . . . . .</b>	<b>\$5,302,642.00</b>
<b>Per Capita Gross Debt . . . . .</b>	
	<b>\$139.58</b>
<b>Deductions for</b>	
School debt . . . . .	\$3,106,032.00
Self-liquidating debt. . . . .	.....
Other capital debt . . . . .	16,475.00
<b>TOTAL DEDUCTIONS . . . . .</b>	<b>3,122,507.00</b>
<b>NET DEBT . . . . .</b>	<b>\$2,180,135.00</b>
<b>Average Assessed Valuations</b>	
Real Property 1948-1949-1950..	\$38,825,406.00
Per Cent of Net Debt . . . . .	5.61
<b>CURRENT FINANCES DECEMBER 31, 1950</b>	
Cash . . . . .	\$898,782.47
Taxes receivable . . . . .	101,037.53
Tax title liens . . . . .	175,252.31
Foreclosed property . . . . .	818,798.61
Accounts receivable . . . . .	216,567.24
State road aid receivable . . . . .	3,771.32
Emergencies and deferred charges . . .	6,500.00
<b>TOTAL ASSETS . . . . .</b>	<b>\$2,220,709.48</b>
Cash liabilities . . . . .	\$411,257.09
Reserves . . . . .	1,311,655.69
Surplus revenue . . . . .	497,796.70
<b>TOTAL LIABILITIES AND SURPLUS . . . . .</b>	<b>\$2,220,709.48</b>

## UNION BEACH BOROUGH—MONMOUTH COUNTY

Population Census, 1950—3,623  
1940—2,076

Land Area 1.8 sq. mi.

Net Valuation Taxable \$1,367,600

### EXPENDITURES AND REQUIRED PAYMENTS FOR 1950

<b>General Government</b>		
Administrative and executive ....	\$7,615.00	
Assessment and collection of taxes	4,525.00	
Finance Department .....	250.00	
<b>Protection to Persons &amp; Property</b>		
Fire .....	9,420.00	
Police .....	13,550.00	
Other .....	.....	
<b>Streets and Roads</b>		
Repairs and maintenance .....	10,735.00	
Street lighting .....	3,065.00	
<b>Sanitation</b>		
Street cleaning .....	.....	
Garbage and ash removal .....	3,440.00	
Sewers .....	.....	
<b>Health and Charities</b>		
Health service .....	1,110.00	
Poor (including relief) .....	225.00	
Hospitals (aid and maintenance) ..	.....	
Other .....	.....	
<b>Recreation</b>		
Beaches and boardwalks .....	.....	
Parks and playgrounds .....	465.00	
Other .....	.....	
<b>Educational</b>		
(Exclusive of school districts) ..	400.00	
<b>Unclassified Purposes</b>		
(Including contingent) .....	250.00	
<b>SUB-TOTAL—Municipal functions..</b>	<b>\$55,050.00</b>	

<b>Per Capita—Municipal functions ....</b>	<b>\$15.19</b>	
Capital imp'ts and capital imp't fund	.....	
<b>Debt Service</b>		
Principal payments ..	\$18,000.00	
Interest payments ..	18,059.30	
<b>Total .....</b>	<b>\$36,059.30</b>	
<b>Per Capita Debt Service .....</b>	<b>\$9.95</b>	
<b>Deferred Charges and Statutory Expenditures</b>		
Emergencies .....	\$1,000.00	
Other deferred chgs. ....	.....	
<b>Total .....</b>	<b>1,000.00</b>	

**TOTAL—Municipal expenditures ...** \$92,109.30

**Required Payments for Local School, County, and Special District Taxes .....** 83,471.70

**TOTAL EXPENDITURES AND REQUIRED PAYMENTS .....** \$175,581.00

Reserve for uncollected taxes .....

\$31,517.70

**GRAND TOTAL—Budget .....** \$207,098.70

### RECEIPTS AND REVENUES REALIZED IN 1950 TO MEET EXPENDITURES AND REQUIRED PAYMENTS

Surplus revenue appropriated ..	\$13,000.00
Miscellaneous revenues realized.	39,375.19
State aid revenues realized .....	3,592.00
Delinquent taxes including	
liens—1950 collections .....	23,045.19
Current taxes—1950 collections..	106,478.36
Emergency borrowings .....	.....
<b>TOTAL RECEIPTS AND REVENUES REALIZED .....</b>	<b>\$185,490.74</b>

### CAPITAL OUTLAY—1950

Beaches and boardwalks .....	.....
Buildings and equipment .....	.....
Parks and playgrounds .....	.....
Sewers .....	.....
Streets, roads and bridges .....	.....
Water supply .....	.....
Other .....	.....

<b>Tax rate .....</b>	<b>\$9.87</b>
Local school tax rate .....	4.60
County tax rate .....	1.51
Local purpose tax rate ....	3.76

### TAXES

Local school tax ...	\$62,882.22	
County taxes .....	20,589.48	
Special district taxes .....	.....	
Local purpose levy .....	51,400.00	
<b>Total tax levy (tax duplicate) ..</b>	<b>\$134,871.70</b>	

**Per Capita Total Tax Levy .....** \$37.23

### Current

1950 taxes levied (total) .....	\$136,021.53
Collected in 1950 .....	106,478.36
Per cent of levy collected in 1950 ...	78.28
Transferred to liens .....	9,155.51
Cancelled, abated or adjusted ...	899.72
Outstanding December 31, 1950 ..	\$19,487.94

### All Prior Years Outstanding

Balance January 1, 1950 .....	\$24,811.32
Collected in 1950 .....	19,037.28
Balance December 31, 1950 .....	\$5,293.79

### Tax Title Liens Outstanding

Balance January 1, 1950 .....	\$112,937.02
Redeemed by cash .....	4,007.91
Balance December 31, 1950 .....	\$118,700.91

### Property Acquired by Deed or Foreclosure

Balance January 1, 1950 .....	\$54,597.75
Sale for cash .....	989.50
Balance December 31, 1950 .....	\$53,873.25

### CAPITAL DEBT, DECEMBER 31, 1950

#### Gross Debt

School debt .....	.....
Self-liquidating debt.	.....
Other capital debt ..	\$502,535.00

**TOTAL GROSS DEBT .....** \$502,535.00

**Per Capita Gross Debt .....** \$138.71

#### Deductions for

School debt .....	.....
Self-liquidating debt.	.....
Other capital debt ..	\$4,540.00

**TOTAL DEDUCTIONS .....** 4,540.00

**NET DEBT .....** \$497,995.00

### Average Assessed Valuations

Real Property 1948-1949-1950..	\$1,314,767.00
Per Cent of Net Debt .....	37.87

### CURRENT FINANCES DECEMBER 31, 1950

Cash .....	\$36,123.32
Taxes receivable .....	24,781.73
Tax title liens .....	118,700.91
Foreclosed property .....	53,873.25
Accounts receivable .....	3,530.96
State road aid receivable .....	414.17
Emergencies and deferred charges ..	2,500.00
<b>TOTAL ASSETS .....</b>	<b>\$239,924.34</b>

Cash liabilities .....	\$11,579.50
Reserves .....	200,886.85
Surplus revenue .....	27,457.99
<b>TOTAL LIABILITIES AND SURPLUS .....</b>	<b>\$239,924.34</b>

**UNION CITY—CITY—HUDSON COUNTY**

Population Census, 1950—55,322  
1940—56,173

Land Area 1.4 sq. mi.

Net Valuation Taxable \*\$63,430,644

**EXPENDITURES AND RE-  
QUIRED PAYMENTS FOR 1950**

<b>General Government</b>	
Administrative and executive . . .	\$245,228.40
Assessment and collection of taxes	55,584.64
Finance Department . . . . .	11,087.37
<b>Protection to Persons &amp; Property</b>	
Fire . . . . .	486,519.22
Police . . . . .	485,395.96
Other . . . . .	105,975.48
<b>Streets and Roads</b>	
Repairs and maintenance . . . . .	97,086.69
Street lighting . . . . .	64,450.00
<b>Sanitation</b>	
Street cleaning . . . . .	153,757.00
Garbage and ash removal . . . . .	128,000.00
Sewers . . . . .	16,248.00
<b>Health and Charities</b>	
Health service . . . . .	51,050.00
Poor (including relief) . . . . .	203,171.71
Hospitals (aid and maintenance).	
Other . . . . .	
<b>Recreation</b>	
Beaches and boardwalks . . . . .	
Parks and playgrounds . . . . .	90,152.38
Other . . . . .	16,520.00
<b>Educational</b>	
(Exclusive of school districts) . .	44,262.50
<b>Unclassified Purposes</b>	
(Including contingent) . . . . .	31,375.57
<b>SUB-TOTAL—Municipal functions..</b>	<b>\$2,285,864.92</b>

<b>Per Capita—Municipal functions . . . . .</b>	<b>\$41.32</b>
Capital imp'ts and capital imp't fund	\$53,749.04
<b>Debt Service</b>	
Principal payments . . . . .	\$318,391.22
Interest payments . . . . .	201,433.29
<b>Total . . . . .</b>	<b>519,824.51</b>
<b>Per Capita Debt Service . . . . .</b>	<b>\$9.40</b>
<b>Deferred Charges and Statutory Expenditures</b>	
Emergencies . . . . .	\$63,949.33
Other deferred chgs. . . . .	136,455.06
<b>Total . . . . .</b>	<b>200,404.39</b>
<b>TOTAL—Municipal expenditures . .</b>	<b>\$3,059,842.86</b>

**Required Payments for Local School, County, and Special District Taxes . . . . .**

<b>TOTAL EXPENDITURES AND REQUIRED PAYMENTS . . . . .</b>	<b>\$5,347,956.78</b>
Reserve for uncollected taxes . . . . .	\$286,001.16
<b>GRAND TOTAL—Budget . . . . .</b>	<b>\$5,633,957.94</b>

**RECEIPTS AND REVENUES REALIZED IN 1950 TO MEET EXPENDITURES AND REQUIRED PAYMENTS**

Surplus revenue appropriated . . .	\$148,949.33
Miscellaneous revenues realized.	474,020.78
State aid revenues realized . . . .	39,980.00
Delinquent taxes including	
liens—1950 collections . . . . .	221,581.88
Current taxes—1950 collections..	4,484,700.48
Emergency borrowings . . . . .	
<b>TOTAL RECEIPTS AND REVENUES REALIZED . . . . .</b>	<b>\$5,369,232.47</b>

**CAPITAL OUTLAY—1950**

Beaches and boardwalks . . . . .	
Buildings and equipment . . . . .	\$238.32
Parks and playgrounds . . . . .	
Sewers . . . . .	
Streets, roads and bridges . . . . .	81,009.46
Water supply . . . . .	
Other . . . . .	

\* Made up of—  
 Valuation  
 West Hoboken . . . . . \$35,952.241  
 Town of Union . . . . . 27,478.403

<b>Tax rate . . . . .</b>	<b>*\$7.40</b>
Local school tax rate . . . . .	1.88
County tax rate . . . . .	1.72
Local purpose tax rate . . . . .	3.80

**TAXES**

Local school tax . . . . .	\$1,195,600.00
County taxes . . . . .	1,032,513.92
Special district taxes . . . . .	
<b>Local purpose levy . . . . .</b>	<b>\$2,288,113.92</b>
<b>Total tax levy (tax duplicate) . .</b>	<b>\$4,702,663.84</b>
<b>Per Capita Total Tax Levy . . . . .</b>	<b>\$85.01</b>

<b>Current</b>	
1950 taxes levied (total) . . . . .	\$4,707,449.09
Collected in 1950 . . . . .	4,484,700.48
Per cent of levy collected in 1950 . . . . .	95.26
Transferred to liens . . . . .	6,810.03
Cancelled, abated or adjusted . . . .	23,776.82
Outstanding December 31, 1950 . . .	\$192,161.76

<b>All Prior Years Outstanding</b>	
Balance January 1, 1950 . . . . .	\$258,929.67
Collected in 1950 . . . . .	204,828.48
Balance December 31, 1950 . . . . .	\$41,690.92

<b>Tax Title Liens Outstanding</b>	
Balance January 1, 1950 . . . . .	\$63,178.70
Redeemed by cash . . . . .	8,783.20
Balance December 31, 1950 . . . . .	\$53,325.48

<b>Property Acquired by Deed or Foreclosure</b>	
Balance January 1, 1950 . . . . .	\$81,660.00
Sale for cash . . . . .	7,970.20
Balance December 31, 1950 . . . . .	\$55,010.00

**CAPITAL DEBT, DECEMBER 31, 1950**

<b>Gross Debt</b>	
School debt . . . . .	\$1,399,000.00
Self-liquidating debt . . . . .	
Other capital debt . . . . .	4,995,250.00
<b>TOTAL GROSS DEBT . . . . .</b>	<b>\$6,394,250.00</b>
<b>Per Capita Gross Debt . . . . .</b>	<b>\$115.58</b>

<b>Deductions for</b>	
School debt . . . . .	\$1,399,000.00
Self-liquidating debt . . . . .	
Other capital debt . . . . .	647,000.00
<b>TOTAL DEDUCTIONS . . . . .</b>	<b>2,046,000.00</b>
<b>NET DEBT . . . . .</b>	<b>\$4,348,250.00</b>

<b>Average Assessed Valuations</b>	
Real Property 1948-1949-1950..	\$58,343,046.00
<b>Per Cent of Net Debt . . . . .</b>	<b>7.45</b>

**CURRENT FINANCES DECEMBER 31, 1950**

Cash . . . . .	\$203,884.06
Taxes receivable . . . . .	233,852.68
Tax title liens . . . . .	53,325.48
Foreclosed property . . . . .	55,010.00
Accounts receivable . . . . .	5,834.12
State road aid receivable . . . . .	26,582.95
Emergencies and deferred charges . .	97,536.62
<b>TOTAL ASSETS . . . . .</b>	<b>\$676,025.91</b>

Cash liabilities . . . . .	\$139,434.29
Reserves . . . . .	348,022.28
Surplus revenue . . . . .	188,569.34

**TOTAL LIABILITIES AND SURPLUS . . . . .**

<b>TOTAL LIABILITIES AND SURPLUS . . . . .</b>	<b>\$676,025.91</b>
------------------------------------------------	---------------------

<b>Tax Rate</b>
\$7.40
7.41

**UPPER TOWNSHIP—CAPE MAY COUNTY**

Population Census, 1950—1,899      Land Area 65.7 sq. mi.      Net Valuation Taxable \$1,423,863  
 1940—1,675

<b>EXPENDITURES AND RE-REQUIRED PAYMENTS FOR 1950</b>	
<b>General Government</b>	
Administrative and executive . . . . .	\$5,936.54
Assessment and collection of taxes	2,084.38
Finance Department . . . . .	600.00
<b>Protection to Persons &amp; Property</b>	
Fire . . . . .	1,305.46
Police . . . . .	1,305.46
Other . . . . .	.....
<b>Streets and Roads</b>	
Repairs and maintenance . . . . .	11,954.44
Street lighting . . . . .	.....
<b>Sanitation</b>	
Street cleaning . . . . .	.....
Garbage and ash removal . . . . .	.....
Sewers . . . . .	.....
<b>Health and Charities</b>	
Health service . . . . .	1,191.00
Poor (including relief) . . . . .	1,074.90
Hospitals (aid and maintenance) . . . . .	.....
Other . . . . .	82.50
<b>Recreation</b>	
Beaches and boardwalks . . . . .	.....
Parks and playgrounds . . . . .	.....
Other . . . . .	.....
<b>Educational</b>	
(Exclusive of school districts) . . . . .	.....
<b>Unclassified Purposes</b>	
(Including contingent) . . . . .	.....
<b>SUB-TOTAL—Municipal functions..</b>	<b>\$24,229.22</b>
<b>Per Capita—Municipal functions . . . . . \$12.76</b>	
Capital imp'ts and capital imp't fund	\$3,172.22
<b>Debt Service</b>	
Principal payments . . . . .	.....
Interest payments . . . . .	.....
Total . . . . .	.....
<b>Per Capita Debt Service . . . . .</b>	
<b>Deferred Charges and Statutory Expenditures</b>	
Emergencies . . . . .	.....
Other deferred chgs. . . . .	.....
Total . . . . .	.....
<b>TOTAL—Municipal expenditures . . . . .</b>	<b>\$27,401.44</b>
<b>Required Payments for Local School, County, and Special District Taxes . . . . . 75,997.72</b>	
<b>TOTAL EXPENDITURES AND REQUIRED PAYMENTS . . . . .</b>	<b>\$103,399.16</b>
Reserve for uncollected taxes . . . . .	\$22,200.00
<b>GRAND TOTAL—Budget . . . . .</b>	<b>\$125,599.16</b>
<b>RECEIPTS AND REVENUES REALIZED IN 1950 TO MEET EXPENDITURES AND RE-REQUIRED PAYMENTS</b>	
Surplus revenue appropriated . . . . .	\$20,000.00
Miscellaneous revenues realized . . . . .	23,578.86
State aid revenues realized . . . . .	9,411.00
<b>Delinquent taxes including</b>	
—1950 collections . . . . .	14,636.10
Current taxes—1950 collections..	57,458.75
Emergency borrowings . . . . .	.....
<b>TOTAL RECEIPTS AND REVENUES REALIZED . . . . .</b>	<b>\$125,084.71</b>
<b>CAPITAL OUTLAY—1950</b>	
Beaches and boardwalks . . . . .	.....
Buildings and equipment . . . . .	.....
Parks and playgrounds . . . . .	.....
Sewers . . . . .	.....
Streets, roads and bridges . . . . .	.....
Water supply . . . . .	.....
Other . . . . .	.....

Tax rate . . . . .	\$4.82
Local school tax rate . . . . .	3.55
County tax rate . . . . .	1.27
Local purpose tax rate . . . . .	.....
<b>TAXES</b>	
Local school tax . . . . .	\$50,500.00
County taxes . . . . .	18,061.72
Special district taxes . . . . .	7,436.00
Local purpose levy . . . . .	\$75,997.72
	330.65
<b>Total tax levy (tax duplicate) . . . . .</b>	<b>\$76,328.37</b>
<b>Per Capita Total Tax Levy . . . . .</b>	<b>\$40.19</b>
<b>Current</b>	
1950 taxes levied (total) . . . . .	\$77,102.43
Collected in 1950 . . . . .	57,458.75
Per cent of levy collected in 1950 . . . . .	74.52
Transferred to liens . . . . .	1,524.12
Cancelled, abated or adjusted . . . . .	266.90
Outstanding December 31, 1950 . . . . .	\$17,852.66
<b>All Prior Years Outstanding</b>	
Balance January 1, 1950 . . . . .	\$19,871.08
Collected in 1950 . . . . .	13,829.98
Balance December 31, 1950 . . . . .	\$5,617.10
<b>Tax Title Liens Outstanding</b>	
Balance January 1, 1950 . . . . .	\$47,458.56
Redeemed by cash . . . . .	806.12
Balance December 31, 1950 . . . . .	\$48,602.76
<b>Property Acquired by Deed or Foreclosure</b>	
Balance January 1, 1950 . . . . .	\$1,980.00
Sale for cash . . . . .	1,750.00
Balance December 31, 1950 . . . . .	\$235.00
<b>CAPITAL DEBT, DECEMBER 31, 1950</b>	
<b>Gross Debt</b>	
School debt . . . . .	.....
Self-liquidating debt. . . . .	.....
Other capital debt . . . . .	.....
<b>TOTAL GROSS DEBT . . . . .</b>	<b>.....</b>
<b>Per Capita Gross Debt . . . . .</b>	<b>.....</b>
<b>Deductions for</b>	
School debt . . . . .	.....
Self-liquidating debt. . . . .	.....
Other capital debt . . . . .	.....
<b>TOTAL DEDUCTIONS . . . . .</b>	<b>.....</b>
<b>NET DEBT . . . . .</b>	<b>.....</b>
<b>Average Assessed Valuations</b>	
Real Property 1948-1949-1950..	\$1,297,296.00
Per Cent of Net Debt . . . . .	.....
<b>CURRENT FINANCES DECEMBER 31, 1950</b>	
Cash . . . . .	\$120,071.66
Taxes receivable . . . . .	23,469.76
Tax title liens . . . . .	48,602.76
Foreclosed property . . . . .	235.00
Accounts receivable . . . . .	462.50
State road aid receivable . . . . .	4,921.65
Emergencies and deferred charges . . . . .	.....
<b>TOTAL ASSETS . . . . .</b>	<b>\$197,763.33</b>
Cash liabilities . . . . .	\$23,524.76
Reserves . . . . .	72,770.02
Surplus revenue . . . . .	101,468.55
<b>TOTAL LIABILITIES AND SURPLUS . . . . .</b>	<b>\$197,763.33</b>

**UPPER DEERFIELD TOWNSHIP—CUMBERLAND COUNTY**

Population Census, 1950—5,194      Land Area 31.8 sq. mi.      Net Valuation Taxable \$2,566,051  
 1940—2,020

**EXPENDITURES AND REQUIRED PAYMENTS FOR 1950**

<b>General Government</b>	
Administrative and executive .....	\$3,704.30
Assessment and collection of taxes .....	2,545.70
Finance Department .....	.....
<b>Protection to Persons &amp; Property</b>	
Fire .....	1,180.00
Police .....	1,400.00
Other .....	.....
<b>Streets and Roads</b>	
Repairs and maintenance .....	13,457.40
Street lighting .....	3,000.00
<b>Sanitation</b>	
Street cleaning .....	.....
Garbage and ash removal .....	.....
Sewers .....	.....
<b>Health and Charities</b>	
Health service .....	3,250.00
Poor (including relief) .....	1,500.00
Hospitals (aid and maintenance) .....	.....
Other .....	1,300.00
<b>Recreation</b>	
Beaches and boardwalks .....	.....
Parks and playgrounds .....	.....
Other .....	.....
<b>Educational</b>	
(Exclusive of school districts) ..	.....
<b>Unclassified Purposes</b>	
(Including contingent) .....	100.00
<b>SUB-TOTAL—Municipal functions..</b>	<b>\$31,437.40</b>

<b>Per Capita—Municipal functions .....</b>	<b>\$6.05</b>
Capital imp'ts and capital imp't fund .....	\$3,963.94
<b>Debt Service</b>	
Principal payments .....	.....
Interest payments ..	.....
Total .....	.....
<b>Per Capita Debt Service .....</b>	
<b>Deferred Charges and Statutory Expenditures</b>	
Emergencies .....	.....
Other deferred chgs. ....	.....
Total .....	.....
<b>TOTAL—Municipal expenditures ...</b>	<b>\$35,401.34</b>
<b>Required Payments for Local School, County, and Special District Taxes .....</b>	<b>93,712.80</b>
<b>TOTAL EXPENDITURES AND REQUIRED PAYMENTS .....</b>	<b>\$129,114.14</b>
Reserve for uncollected taxes .....	\$5,500.00
<b>GRAND TOTAL—Budget .....</b>	<b>\$134,614.14</b>

**RECEIPTS AND REVENUES REALIZED IN 1950 TO MEET EXPENDITURES AND REQUIRED PAYMENTS**

Surplus revenue appropriated ..	\$17,460.22
Miscellaneous revenues realized.	19,848.13
State aid revenues realized .....	8,061.65
Delinquent taxes including	.....
liens—1950 collections .....	4,316.31
Current taxes—1950 collections..	88,369.58
Emergency borrowings .....	.....
<b>TOTAL RECEIPTS AND REVENUES REALIZED .....</b>	<b>\$138,055.89</b>

**CAPITAL OUTLAY—1950**

Beaches and boardwalks .....	.....
Buildings and equipment .....	.....
Parks and playgrounds .....	.....
Sewers .....	.....
Streets, roads and bridges .....	.....
Water supply .....	.....
Other .....	.....

<b>Tax rate .....</b>	<b>\$3.66</b>
Local school tax rate .....	2.42
County tax rate .....	1.23
Local purpose tax rate ....	0.01

**TAXES**

Local school tax ...	\$61,975.87	
County taxes .....	31,736.93	
Special district taxes .....	.....	
		<b>\$93,712.80</b>
Local purpose levy .....		106.12
Total tax levy (tax duplicate) ..		<b>\$93,818.92</b>

<b>Per Capita Total Tax Levy .....</b>	<b>\$18.06</b>
----------------------------------------	----------------

**Current**

1950 taxes levied (total) .....	\$94,622.68
Collected in 1950 .....	88,369.58
Per cent of levy collected in 1950 ...	93.39
Transferred to liens .....	18.30
Cancelled, abated or adjusted ....	257.02
Outstanding December 31, 1950 ..	<b>\$5,977.78</b>

**All Prior Years Outstanding**

Balance January 1, 1950 .....	\$5,302.31
Collected in 1950 .....	4,316.31
Balance December 31, 1950 .....	<b>\$928.92</b>

**Tax Title Liens Outstanding**

Balance January 1, 1950 .....	\$474.24
Redeemed by cash .....	.....
Balance December 31, 1950 .....	<b>\$492.54</b>

**Property Acquired by Deed or Foreclosure**

Balance January 1, 1950 .....	.....
Sale for cash .....	.....
Balance December 31, 1950 .....	.....

**CAPITAL DEBT, DECEMBER 31, 1950**

<b>Gross Debt</b>	
School debt .....	\$71,000.00
Self-liquidating debt. ....	.....
Other capital debt ..	.....
<b>TOTAL GROSS DEBT .....</b>	<b>\$71,000.00</b>
<b>Per Capita Gross Debt .....</b>	<b>\$13.67</b>

**Deductions for**

School debt .....	\$71,000.00
Self-liquidating debt. ....	.....
Other capital debt ..	.....
<b>TOTAL DEDUCTIONS .....</b>	<b>71,000.00</b>
<b>NET DEBT .....</b>	<b>.....</b>

**Average Assessed Valuations**

Real Property 1948-1949-1950..	\$2,181,077.00
<b>Per Cent of Net Debt .....</b>	<b>.....</b>

**CURRENT FINANCES DECEMBER 31, 1950**

Cash .....	\$70,250.48
Taxes receivable .....	6,906.70
Tax title liens .....	492.54
Foreclosed property .....	.....
Accounts receivable .....	12,916.21
State road aid receivable .....	1,300.00
Emergencies and deferred charges ..	12,973.43
<b>TOTAL ASSETS .....</b>	<b>\$104,839.36</b>

Cash liabilities .....	\$16,134.63
Reserves .....	20,315.45
Surplus revenue .....	68,389.28

<b>TOTAL LIABILITIES AND SURPLUS .....</b>	<b>\$104,839.36</b>
--------------------------------------------	---------------------

# UPPER FREEHOLD TOWNSHIP—MONMOUTH COUNTY

Population Census, 1950—2,089  
1940—1,839

Land Area 47.1 sq. mi.

Net Valuation Taxable \$1,631,763

## EXPENDITURES AND REQUIRED PAYMENTS FOR 1950

<b>General Government</b>	
Administrative and executive . . . . .	\$2,430.00
Assessment and collection of taxes Finance Department . . . . .	1,900.00
<b>Protection to Persons &amp; Property</b>	
Fire . . . . .	800.00
Police . . . . .	800.00
Other . . . . .	.....
<b>Streets and Roads</b>	
Repairs and maintenance . . . . .	20,150.00
Street lighting . . . . .	325.00
<b>Sanitation</b>	
Street cleaning . . . . .	.....
Garbage and ash removal . . . . .	.....
Sewers . . . . .	.....
<b>Health and Charities</b>	
Health service . . . . .	200.00
Poor (including relief) . . . . .	1,950.00
Hospitals (aid and maintenance). Other . . . . .	.....
<b>Recreation</b>	
Beaches and boardwalks . . . . .	.....
Parks and playgrounds . . . . .	.....
Other . . . . .	.....
<b>Educational</b>	
(Exclusive of school districts) ..	.....
<b>Unclassified Purposes</b>	
(Including contingent) . . . . .	.....
<b>SUB-TOTAL—Municipal functions..</b>	<b>\$28,555.00</b>

<b>Per Capita—Municipal functions . . . . .</b>	<b>\$13.67</b>
Capital imp'ts and capital imp't fund	\$4,700.00
<b>Debt Service</b>	
Principal payments . . . . .	.....
Interest payments ..	\$100.00
<b>Total . . . . .</b>	<b>100.00</b>

<b>Per Capita Debt Service . . . . .</b>	<b>\$0.05</b>
<b>Deferred Charges and Statutory Expenditures</b>	
Emergencies . . . . .	.....
Other deferred chgs. . . . .	.....
<b>Total . . . . .</b>	<b>.....</b>
<b>TOTAL—Municipal expenditures . . .</b>	<b>\$33,355.00</b>

<b>Required Payments for Local School, County, and Special District Taxes . . . . .</b>	<b>83,319.36</b>
-----------------------------------------------------------------------------------------	------------------

<b>TOTAL EXPENDITURES AND REQUIRED PAYMENTS . . . . .</b>	<b>\$116,674.36</b>
-----------------------------------------------------------	---------------------

Reserve for uncollected taxes . . . . .	\$12,838.00
<b>GRAND TOTAL—Budget . . . . .</b>	<b>\$129,512.36</b>

## RECEIPTS AND REVENUES REALIZED IN 1950 TO MEET EXPENDITURES AND REQUIRED PAYMENTS

Surplus revenue appropriated . . . . .	\$12,000.00
Miscellaneous revenues realized.	18,181.45
State aid revenues realized . . . . .	8,828.00
<b>Delinquent taxes including</b>	
liens—1950 collections . . . . .	8,911.59
Current taxes—1950 collections..	74,275.71
Emergency borrowings . . . . .	.....
<b>TOTAL RECEIPTS AND REVENUES REALIZED . . . . .</b>	<b>\$122,196.75</b>

## CAPITAL OUTLAY—1950

Beaches and boardwalks . . . . .	.....
Buildings and equipment . . . . .	.....
Parks and playgrounds . . . . .	.....
Sewers . . . . .	.....
Streets, roads and bridges . . . . .	.....
Water supply . . . . .	.....
Other . . . . .	.....

<b>Tax rate . . . . .</b>	<b>\$5.24</b>
Local school tax rate . . . . .	3.59
County tax rate . . . . .	1.52
Local purpose tax rate . . . . .	0.13

## TAXES

Local school tax . . . . .	\$58,525.60	
County taxes . . . . .	24,793.76	
Special district taxes . . . . .	.....	
<b>Local purpose levy . . . . .</b>	<b>.....</b>	<b>\$83,319.36</b>
<b>Total tax levy (tax duplicate) ..</b>	<b>.....</b>	<b>\$85,369.36</b>

<b>Per Capita Total Tax Levy . . . . .</b>	<b>\$40.87</b>
--------------------------------------------	----------------

## Current

1950 taxes levied (total) . . . . .	\$85,344.49
Collected in 1950 . . . . .	74,275.71
Per cent of levy collected in 1950 . . . . .	87.03
Transferred to liens . . . . .	.....
Cancelled, abated or adjusted . . . . .	.....
Outstanding December 31, 1950 ..	\$11,068.78

## All Prior Years Outstanding

Balance January 1, 1950 . . . . .	\$9,331.51
Collected in 1950 . . . . .	8,911.59
Balance December 31, 1950 . . . . .	\$329.73

## Tax Title Liens Outstanding

Balance January 1, 1950 . . . . .	\$9.59
Redeemed by cash . . . . .	.....
Balance December 31, 1950 . . . . .	\$9.59

## Property Acquired by Deed or Foreclosure

Balance January 1, 1950 . . . . .	.....
Sale for cash . . . . .	.....
Balance December 31, 1950 . . . . .	.....

## CAPITAL DEBT, DECEMBER 31, 1950

<b>Gross Debt</b>	
School debt . . . . .	\$21,015.00
Self-liquidating debt. . . . .	.....
Other capital debt ..	.....
<b>TOTAL GROSS DEBT . . . . .</b>	<b>\$21,015.00</b>
<b>Per Capita Gross Debt . . . . .</b>	<b>\$10.06</b>

## Deductions for

School debt . . . . .	\$21,015.00
Self-liquidating debt. . . . .	.....
Other capital debt ..	.....
<b>TOTAL DEDUCTIONS . . . . .</b>	<b>21,015.00</b>

**NET DEBT . . . . .**

## Average Assessed Valuations

Real Property 1948-1949-1950..	\$1,418,165.00
Per Cent of Net Debt . . . . .	.....

## CURRENT FINANCES DECEMBER 31, 1950

Cash . . . . .	\$50,245.45
Taxes receivable . . . . .	11,398.51
Tax title liens . . . . .	9.59
Foreclosed property . . . . .	.....
Accounts receivable . . . . .	1,554.04
State road aid receivable . . . . .	.....
Emergencies and deferred charges ..	.....
<b>TOTAL ASSETS . . . . .</b>	<b>\$63,207.59</b>
Cash liabilities . . . . .	\$10,993.43
Reserves . . . . .	12,962.14
Surplus revenue . . . . .	39,252.02
<b>TOTAL LIABILITIES AND SURPLUS . . . . .</b>	<b>\$63,207.59</b>

## UPPER PENNS NECK TOWNSHIP—SALEM COUNTY

Population Census, 1950—6,698  
1940—4,805

Land Area 18.15 sq. mi.

Net Valuation Taxable \$5,219,372

<b>EXPENDITURES AND RE-REQUIRED PAYMENTS FOR 1950</b>	
<b>General Government</b>	
Administrative and executive . . . . .	\$9,314.20
Assessment and collection of taxes . . . . .	4,389.98
Finance Department . . . . .	880.00
<b>Protection to Persons &amp; Property</b>	
Fire . . . . .	9,181.00
Police . . . . .	31,112.66
Other . . . . .	. . . . .
<b>Streets and Roads</b>	
Repairs and maintenance . . . . .	33,689.44
Street lighting . . . . .	15,929.03
<b>Sanitation</b>	
Street cleaning . . . . .	. . . . .
Garbage and ash removal . . . . .	7,461.96
Sewers . . . . .	6,977.50
<b>Health and Charities</b>	
Health service . . . . .	1,999.10
Poor (including relief) . . . . .	1,118.55
Hospitals (aid and maintenance) . . . . .	500.00
Other . . . . .	. . . . .
<b>Recreation</b>	
Beaches and boardwalks . . . . .	. . . . .
Parks and playgrounds . . . . .	1,062.50
Other . . . . .	. . . . .
<b>Educational</b>	
(Exclusive of school districts) . . . . .	300.00
<b>Unclassified Purposes</b>	
(Including contingent) . . . . .	1,176.23
<b>SUB-TOTAL—Municipal functions..</b>	<b>\$125,092.15</b>

<b>Per Capita—Municipal functions . . . . .</b>	<b>\$18.68</b>
Capital imp'ts and capital imp't fund	\$6,500.00
<b>Debt Service</b>	
Principal payments . . . . .	. . . . .
Interest payments .. . . .	\$23.34
Total . . . . .	23.34
<b>Per Capita Debt Service . . . . .</b>	
	<b>\$0.01</b>
<b>Deferred Charges and Statutory Expenditures</b>	
Emergencies . . . . .	\$1,000.00
Other deferred chgs. . . . .	. . . . .
Total . . . . .	1,000.00

**TOTAL—Municipal expenditures . . . . . \$132,615.49**

**Required Payments for Local School, County, and Special District Taxes . . . . . 246,251.08**

**TOTAL EXPENDITURES AND REQUIRED PAYMENTS . . . . . \$378,866.57**

Reserve for uncollected taxes . . . . . \$33,068.54

**GRAND TOTAL—Budget . . . . . \$411,935.11**

**RECEIPTS AND REVENUES REALIZED IN 1950 TO MEET EXPENDITURES AND REQUIRED PAYMENTS**

Surplus revenue appropriated . . . . .	\$21,642.20
Miscellaneous revenues realized . . . . .	34,360.13
State aid revenues realized . . . . .	14,906.80
<b>Delinquent taxes including</b>	
liens—1950 collections . . . . .	25,139.84
Current taxes—1950 collections.. . . .	308,961.34
Emergency borrowings . . . . .	. . . . .

**TOTAL RECEIPTS AND REVENUES REALIZED . . . . . \$405,010.31**

**CAPITAL OUTLAY—1950**

Beaches and boardwalks . . . . .	. . . . .
Buildings and equipment . . . . .	. . . . .
Parks and playgrounds . . . . .	. . . . .
Sewers . . . . .	. . . . .
Streets, roads and bridges . . . . .	. . . . .
Water supply . . . . .	. . . . .
Other . . . . .	. . . . .

<b>Tax rate . . . . .</b>	<b>\$6.36</b>
Local school tax rate . . . . .	3.65
County tax rate . . . . .	1.07
Local purpose tax rate . . . . .	1.64

**TAXES**

Local school tax . . . . .	\$190,408.58
County taxes . . . . .	55,842.50
Special district taxes . . . . .	. . . . .

Local purpose levy . . . . . \$246,251.08

Total tax levy (tax duplicate) .. \$331,458.42

**Per Capita Total Tax Levy . . . . . \$49.49**

<b>Current</b>	
1950 taxes levied (total) . . . . .	\$331,908.04
Collected in 1950 . . . . .	308,961.34
Per cent of levy collected in 1950 . . . . .	93.08
Transferred to liens . . . . .	200.00
Cancelled, abated or adjusted . . . . .	20.08
Outstanding December 31, 1950 .. . . .	<u>\$22,726.62</u>

<b>All Prior Years Outstanding</b>	
Balance January 1, 1950 . . . . .	\$43,437.31
Collected in 1950 . . . . .	25,020.40
Balance December 31, 1950 . . . . .	<u>\$9,919.62</u>

<b>Tax Title Liens Outstanding</b>	
Balance January 1, 1950 . . . . .	\$2,131.08
Redeemed by cash . . . . .	119.44
Balance December 31, 1950 . . . . .	<u>\$2,211.64</u>

<b>Property Acquired by Deed or Foreclosure</b>	
Balance January 1, 1950 . . . . .	. . . . .
Sale for cash . . . . .	. . . . .
Balance December 31, 1950 . . . . .	. . . . .

**CAPITAL DEBT, DECEMBER 31, 1950**

<b>Gross Debt</b>	
School debt . . . . .	\$484,989.00
Self-liquidating debt. . . . .	. . . . .
Other capital debt .. . . .	. . . . .

**TOTAL GROSS DEBT . . . . . \$484,989.00**

**Per Capita Gross Debt . . . . . \$72.41**

<b>Deductions for</b>	
School debt . . . . .	\$293,109.00
Self-liquidating debt. . . . .	. . . . .
Other capital debt .. . . .	. . . . .

**TOTAL DEDUCTIONS . . . . . 293,109.00**

**NET DEBT . . . . . 191,880.00**

<b>Average Assessed Valuations</b>	
Real Property 1948-1949-1950.. . . .	\$3,663,857.00
Per Cent of Net Debt . . . . .	5.23

**CURRENT FINANCES DECEMBER 31, 1950**

Cash . . . . .	\$35,401.36
Taxes receivable . . . . .	32,646.24
Tax title liens . . . . .	2,211.64
Foreclosed property . . . . .	. . . . .
Accounts receivable . . . . .	627.85
State road aid receivable . . . . .	7,357.80
Emergencies and deferred charges .. . . .	. . . . .

**TOTAL ASSETS . . . . . \$78,244.89**

Cash liabilities . . . . .	\$3,080.35
Reserves . . . . .	35,485.73
Surplus revenue . . . . .	39,678.81

**TOTAL LIABILITIES AND SURPLUS . . . . . \$78,244.89**

**UPPER PITTSBORO TOWNSHIP—SALEM COUNTY**

Population Census, 1950—2,205  
1940—1,925

Land Area 39.19 sq. mi.

Net Valuation Taxable \$1,417,938

**EXPENDITURES AND REQUIRED PAYMENTS FOR 1950**

<b>General Government</b>	
Administrative and executive .....	\$3,700.00
Assessment and collection of taxes .....	1,400.00
Finance Department .....	300.00
<b>Protection to Persons &amp; Property</b>	
Fire .....	700.00
Police .....	.....
Other .....	.....
<b>Streets and Roads</b>	
Repairs and maintenance .....	18,000.00
Street lighting .....	600.00
<b>Sanitation</b>	
Street cleaning .....	.....
Garbage and ash removal .....	.....
Sewers .....	.....
<b>Health and Charities</b>	
Health service .....	200.00
Poor (including relief) .....	590.00
Hospitals (aid and maintenance) .....	.....
Other .....	.....
<b>Recreation</b>	
Beaches and boardwalks .....	.....
Parks and playgrounds .....	.....
Other .....	.....
<b>Educational</b> (Exclusive of school districts) ..	
.....	.....
<b>Unclassified Purposes</b> (Including contingent) .....	
.....	100.00
<b>SUB-TOTAL—Municipal functions..</b>	<b>\$25,590.00</b>

<b>Per Capita—Municipal functions .....</b>	
.....	\$11.61
Capital imp'ts and capital imp't fund .....	\$5,500.00
<b>Debt Service</b>	
Principal payments .....	.....
Interest payments .....	.....
Total .....	.....
<b>Per Capita Debt Service .....</b>	
.....	.....
<b>Deferred Charges and Statutory Expenditures</b>	
Emergencies .....	.....
Other deferred chgs. .....	\$13,300.00
Total .....	13,300.00

**TOTAL—Municipal expenditures ...** \$44,390.00

**Required Payments for Local School, County, and Special District Taxes .....** 61,868.80

**TOTAL EXPENDITURES AND REQUIRED PAYMENTS .....** \$106,258.80

Reserve for uncollected taxes .....

**GRAND TOTAL—Budget .....** \$118,633.68

**RECEIPTS AND REVENUES REALIZED IN 1950 TO MEET EXPENDITURES AND REQUIRED PAYMENTS**

Surplus revenue appropriated ..	\$25,516.88
Miscellaneous revenues realized ..	22,037.35
State aid revenues realized .....	19,088.00
Delinquent taxes including liens—1950 collections .....	4,365.20
Current taxes—1950 collections ..	55,644.31
Emergency borrowings .....	.....

**TOTAL RECEIPTS AND REVENUES REALIZED .....** \$126,651.74

**CAPITAL OUTLAY—1950**

Beaches and boardwalks .....	.....
Buildings and equipment .....	.....
Parks and playgrounds .....	.....
Sewers .....	.....
Streets, roads and bridges .....	.....
Water supply .....	.....
Other .....	.....

<b>Tax rate .....</b>	<b>\$4.37</b>
Local school tax rate .....	3.30
County tax rate .....	1.07
Local purpose tax rate .....	....

**TAXES**

Local school tax ...	\$46,700.00	
County taxes .....	15,168.80	
Special district taxes .....	.....	
Local purpose levy .....	.....	\$61,868.80
<b>Total tax levy (tax duplicate) ..</b>		<b>\$61,868.80</b>

**Per Capita Total Tax Levy .....** \$28.06

**Current**

1950 taxes levied (total) .....	\$61,964.91
Collected in 1950 .....	35,644.31
Per cent of levy collected in 1950 ...	89.79
Transferred to liens .....	17.48
Cancelled, abated or adjusted .....	37.67
Outstanding December 31, 1950 ..	\$6,265.45

**All Prior Years Outstanding**

Balance January 1, 1950 .....	\$4,987.55
Collected in 1950 .....	4,365.20
Balance December 31, 1950 .....	\$593.71

**Tax Title Liens Outstanding**

Balance January 1, 1950 .....	\$908.19
Redeemed by cash .....	.....
Balance December 31, 1950 .....	\$925.67

**Property Acquired by Deed or Foreclosure**

Balance January 1, 1950 .....	.....
Sale for cash .....	.....
Balance December 31, 1950 .....	.....

**CAPITAL DEBT, DECEMBER 31, 1950**

**Gross Debt**

School debt .....	.....
Self-liquidating debt. ....	.....
Other capital debt ..	.....

**TOTAL GROSS DEBT .....**

**Per Capita Gross Debt .....**

**Deductions for**

School debt .....	.....
Self-liquidating debt. ....	.....
Other capital debt ..	.....

**TOTAL DEDUCTIONS .....**

**NET DEBT .....**

**Average Assessed Valuations**

**Real Property 1948-1949-1950..** \$1,207,373.00

**Per Cent of Net Debt .....**

**CURRENT FINANCES DECEMBER 31, 1950**

Cash .....	\$52,102.35
Taxes receivable .....	6,859.16
Tax title liens .....	925.67
Foreclosed property .....	.....
Accounts receivable .....	45.73
State road aid receivable .....	6,923.27
Emergencies and deferred charges ..	.....
<b>TOTAL ASSETS .....</b>	<b>\$66,856.18</b>

Cash liabilities .....	\$8,812.32
Reserves .....	7,830.56
Surplus revenue .....	50,213.30

**TOTAL LIABILITIES AND SURPLUS .....** \$66,856.18

## UPPER SADDLE RIVER BOROUGH—BERGEN COUNTY

Population Census, 1950—708  
1940—510

Land Area 5.1 sq. mi.

Net Valuation Taxable \$1,204,525

### EXPENDITURES AND REQUIRED PAYMENTS FOR 1950

<b>General Government</b>	
Administrative and executive . . . . .	\$2,410.13
Assessment and collection of taxes	1,892.49
Finance Department . . . . .	345.50
<b>Protection to Persons &amp; Property</b>	
Fire . . . . .	2,026.74
Police . . . . .	3,489.48
Other . . . . .	.....
<b>Streets and Roads</b>	
Repairs and maintenance . . . . .	8,814.69
Street lighting . . . . .	.....
<b>Sanitation</b>	
Street cleaning . . . . .	.....
Garbage and ash removal . . . . .	.....
Sewers . . . . .	.....
<b>Health and Charities</b>	
Health service . . . . .	145.62
Poor (including relief) . . . . .	75.00
Hospitals (aid and maintenance) . . . . .	.....
Other . . . . .	.....
<b>Recreation</b>	
Beaches and boardwalks . . . . .	.....
Parks and playgrounds . . . . .	.....
Other . . . . .	.....
<b>Educational</b>	
(Exclusive of school districts) . . . . .	.....
<b>Unclassified Purposes</b>	
(Including contingent) . . . . .	27.70
<b>SUB-TOTAL—Municipal functions..</b>	<b>\$19,227.35</b>

<b>Per Capita—Municipal functions . . . . .</b>	<b>\$27.16</b>
Capital imp'ts and capital imp't fund	.....
<b>Debt Service</b>	
Principal payments . . . . .	.....
Interest payments . . . . .	.....

Total . . . . .	.....
<b>Per Capita Debt Service . . . . .</b>	
Deferred Charges and Statutory Expenditures	.....
Emergencies . . . . .	\$150.00
Other deferred chgs. . . . .	3,375.99

Total . . . . .	3,525.99
<b>TOTAL—Municipal expenditures . . .</b>	<b>\$22,753.34</b>

<b>Required Payments for Local School, County, and Special District Taxes . . . . .</b>	<b>31,063.94</b>
-----------------------------------------------------------------------------------------	------------------

<b>TOTAL EXPENDITURES AND REQUIRED PAYMENTS . . . . .</b>	<b>\$53,817.28</b>
-----------------------------------------------------------	--------------------

Reserve for uncollected taxes . . . . .	\$9,167.78
<b>GRAND TOTAL—Budget . . . . .</b>	<b>\$62,985.06</b>

<b>RECEIPTS AND REVENUES REALIZED IN 1950 TO MEET EXPENDITURES AND REQUIRED PAYMENTS</b>	
Surplus revenue appropriated . . . . .	\$8,650.00
Miscellaneous revenues realized . . . . .	7,269.85
State aid revenues realized . . . . .	810.00
<b>Delinquent taxes including</b>	
liens—1950 collections . . . . .	4,861.38
Current taxes—1950 collections . . . . .	40,689.12
Emergency borrowings . . . . .	.....

<b>TOTAL RECEIPTS AND REVENUES REALIZED . . . . .</b>	<b>\$62,280.35</b>
-------------------------------------------------------	--------------------

### CAPITAL OUTLAY—1950

Beaches and boardwalks . . . . .	.....
Buildings and equipment . . . . .	.....
Parks and playgrounds . . . . .	.....
Sewers . . . . .	.....
Streets, roads and bridges . . . . .	\$1,900.99
Water supply . . . . .	.....
Other . . . . .	.....

<b>Tax rate . . . . .</b>	<b>\$3.84</b>
Local school tax rate . . . . .	1.76
County tax rate . . . . .	0.82
Local purpose tax rate . . . . .	1.26

### TAXES

Local school tax . . . . .	\$21,210.10	
County taxes . . . . .	9,853.84	
Special district taxes . . . . .	.....	
Local purpose levy . . . . .	.....	\$31,063.94
Total tax levy (tax duplicate) . . . . .	.....	<u>15,128.77</u>
.....	.....	<u>\$46,192.71</u>

<b>Per Capita Total Tax Levy . . . . .</b>	<b>\$65.24</b>
--------------------------------------------	----------------

<b>Current</b>	
1950 taxes levied (total) . . . . .	\$46,253.76
Collected in 1950 . . . . .	40,689.12
Per cent of levy collected in 1950 . . . . .	87.96
Transferred to liens . . . . .	.....
Cancelled, abated or adjusted . . . . .	.....
Outstanding December 31, 1950 . . . . .	<u>\$5,564.64</u>

<b>All Prior Years Outstanding</b>	
Balance January 1, 1950 . . . . .	\$5,668.86
Collected in 1950 . . . . .	.....
Balance December 31, 1950 . . . . .	<u>\$749.31</u>

<b>Tax Title Liens Outstanding</b>	
Balance January 1, 1950 . . . . .	.....
Redeemed by cash . . . . .	.....
Balance December 31, 1950 . . . . .	.....

<b>Property Acquired by Deed or Foreclosure</b>	
Balance January 1, 1950 . . . . .	.....
Sale for cash . . . . .	.....
Balance December 31, 1950 . . . . .	.....

### CAPITAL DEBT, DECEMBER 31, 1950

<b>Gross Debt</b>	
School debt . . . . .	\$93,000.00
Self-liquidating debt . . . . .	4,861.38
Other capital debt . . . . .	.....

**TOTAL GROSS DEBT . . . . . \$93,000.00**

**Per Capita Gross Debt . . . . . \$131.36**

<b>Deductions for</b>	
School debt . . . . .	\$63,091.00
Self-liquidating debt . . . . .	.....
Other capital debt . . . . .	.....

**TOTAL DEDUCTIONS . . . . . 63,091.00**

**NET DEBT . . . . . \$29,909.00**

<b>Average Assessed Valuations</b>	
Real Property 1948-1949-1950 . . . . .	\$1,051,517.00
Per Cent of Net Debt . . . . .	2.84

### CURRENT FINANCES DECEMBER 31, 1950

Cash . . . . .	\$14,961.13
Taxes receivable . . . . .	6,313.95
Tax title liens . . . . .	.....
Foreclosed property . . . . .	.....
Accounts receivable . . . . .	0.37
State road aid receivable . . . . .	.....
Emergencies and deferred charges . . . . .	1,073.02

**TOTAL ASSETS . . . . . \$22,348.47**

Cash liabilities . . . . .	\$2,314.47
Reserves . . . . .	6,314.32
Surplus revenue . . . . .	13,719.68

**TOTAL LIABILITIES AND SURPLUS . . . . . \$22,348.47**

## VENTNOR CITY—CITY—ATLANTIC COUNTY

Population Census, 1950—8,104  
1940—7,905

Land Area 1.99 sq. mi.

Net Valuation Taxable \$10,239,400

### EXPENDITURES AND REQUIRED PAYMENTS FOR 1950

<b>General Government</b>	
Administrative and executive . . .	\$68,953.54
Assessment and collection of taxes	13,527.31
Finance Department . . . . .	10,020.00
<b>Protection to Persons &amp; Property</b>	
Fire . . . . .	85,096.76
Police . . . . .	103,251.08
Other . . . . .	8,449.75
<b>Streets and Roads</b>	
Repairs and maintenance . . . . .	38,460.63
Street lighting . . . . .	22,800.00
<b>Sanitation</b>	
Street cleaning . . . . .	3,716.97
Garbage and ash removal . . . . .	28,643.64
Sewers . . . . .	35,905.59
<b>Health and Charities</b>	
Health service . . . . .	1,885.00
Poor (including relief) . . . . .	4,370.00
Hospitals (aid and maintenance) . . . . .	2,500.00
Other . . . . .	346.26
<b>Recreation</b>	
Beaches and boardwalks . . . . .	14,893.49
Parks and playgrounds . . . . .	3,347.78
Other . . . . .	15,186.00
<b>Educational</b>	
(Exclusive of school districts) . . . . .	.....
<b>Unclassified Purposes</b>	
(Including contingent) . . . . .	105,959.92
<b>SUB-TOTAL—Municipal functions..</b>	<b>\$567,313.72</b>

<b>Per Capita—Municipal functions . . .</b>	<b>\$70.00</b>
Capital imp'ts and capital imp't fund	\$10,974.44
<b>Debt Service</b>	
Principal payments . . . . .	\$141,782.21
Interest payments . . . . .	75,410.00

Total . . . . .	217,192.21
<b>Per Capita Debt Service . . . . .</b>	
	<b>\$26.80</b>
<b>Deferred Charges and Statutory Expenditures</b>	
Emergences . . . . .	\$3,953.73
Other deferred chgs. . . . .	23,941.34
Total . . . . .	27,895.07

<b>TOTAL—Municipal expenditures . . .</b>	<b>\$823,375.44</b>
<b>Required Payments for Local School, County, and Special District Taxes . . . . .</b>	
	<b>358,842.29</b>

<b>TOTAL EXPENDITURES AND REQUIRED PAYMENTS . . . . .</b>	<b>\$1,182,217.73</b>
Reserve for uncollected taxes . . . . .	\$53,698.14
<b>GRAND TOTAL—Budget . . . . .</b>	<b>\$1,235,915.87</b>

<b>RECEIPTS AND REVENUES REALIZED IN 1950 TO MEET EXPENDITURES AND REQUIRED PAYMENTS</b>	
Surplus revenue appropriated . . . . .	.....
Miscellaneous revenues realized . . . . .	\$140,333.75
State aid revenues realized . . . . .	9,677.00
Delinquent taxes including	
liens—1950 collections . . . . .	44,661.42
Current taxes—1950 collections..	1,043,480.23
Emergency borrowings . . . . .	.....
<b>TOTAL RECEIPTS AND REVENUES REALIZED . . . . .</b>	<b>\$1,238,152.40</b>

### CAPITAL OUTLAY—1950

Beaches and boardwalks . . . . .	.....
Buildings and equipment . . . . .	.....
Parks and playgrounds . . . . .	.....
Sewers . . . . .	.....
Streets, roads and bridges . . . . .	.....
Water supply . . . . .	.....
Other . . . . .	.....

<b>Tax rate . . . . .</b>	<b>\$10.73</b>
Local school tax rate . . . . .	2.01
County tax rate . . . . .	1.50
Local purpose tax rate . . . . .	7.22

### TAXES

Local school tax . . . . .	\$205,456.11	
County taxes . . . . .	153,386.18	
Special district taxes . . . . .	.....	
		\$358,842.29
Local purpose levy . . . . .		741,228.51
<b>Total tax levy (tax duplicate) ..</b>		<b>\$1,100,070.80</b>
<b>Per Capita Total Tax Levy . . . . .</b>		
		<b>\$135.74</b>

<b>Current</b>	
1950 taxes levied (total) . . . . .	\$1,105,045.81
Collected in 1950 . . . . .	1,043,480.23
Per cent of levy collected in 1950 . . . . .	95.21
Transferred to liens . . . . .	1,972.39
Cancelled, abated or adjusted . . . . .	11,881.96
Outstanding December 31, 1950 . . . . .	\$47,711.23

<b>All Prior Years Outstanding</b>	
Balance January 1, 1950 . . . . .	\$51,155.78
Collected in 1950 . . . . .	43,841.15
Balance December 31, 1950 . . . . .	\$6,953.72

<b>Tax Title Liens Outstanding</b>	
Balance January 1, 1950 . . . . .	\$39,432.41
Redeemed by cash . . . . .	820.27
Balance December 31, 1950 . . . . .	\$40,806.52

<b>Property Acquired by Deed or Foreclosure</b>	
Balance January 1, 1950 . . . . .	\$297,300.00
Sale for cash . . . . .	40,746.95
Balance December 31, 1950 . . . . .	\$264,200.00

### CAPITAL DEBT, DECEMBER 31, 1950

<b>Gross Debt</b>	
School debt . . . . .	\$25,000.00
Self-liquidating debt. . . . .	.....
Other capital debt . . . . .	1,649,453.00
<b>TOTAL GROSS DEBT . . . . .</b>	<b>\$1,674,453.00</b>
<b>Per Capita Gross Debt . . . . .</b>	
	<b>\$206.62</b>

<b>Deductions for</b>	
School debt . . . . .	\$25,000.00
Self-liquidating debt. . . . .	.....
Other capital debt . . . . .	65,000.00
<b>TOTAL DEDUCTIONS . . . . .</b>	<b>90,000.00</b>
<b>NET DEBT . . . . .</b>	<b>\$1,584,453.00</b>

<b>Average Assessed Valuations</b>	
Real Property 1948-1949-1950..	\$9,472,825.00
Per Cent of Net Debt . . . . .	16.72

### CURRENT FINANCES DECEMBER 31, 1950

Cash . . . . .	\$448,397.67
Taxes receivable . . . . .	54,664.95
Tax title liens . . . . .	40,806.52
Foreclosed property . . . . .	264,200.00
Accounts receivable . . . . .	27,659.38
State road aid receivable . . . . .	.....
Emergencies and deferred charges . . . . .	16,453.07
<b>TOTAL ASSETS . . . . .</b>	<b>\$852,181.59</b>

Cash liabilities . . . . .	\$210,959.07
Reserves . . . . .	387,330.85
Surplus revenue . . . . .	253,891.67
<b>TOTAL LIABILITIES AND SURPLUS . . . . .</b>	<b>\$852,181.59</b>

**VERNON TOWNSHIP—SUSSEX COUNTY**

Population Census, 1950—1,542  
1940—1,407

Land Area 67.9 sq. mi.

Net Valuation Taxable \$1,899,610

**EXPENDITURES AND RE-REQUIRED PAYMENTS FOR 1950**

<b>General Government</b>	
Administrative and executive .....	\$6,451.82
Assessment and collection of taxes .....	2,625.00
Finance Department .....	200.00
<b>Protection to Persons &amp; Property</b>	
Fire .....	1,600.00
Police .....	645.00
Other .....	.....
<b>Streets and Roads</b>	
Repairs and maintenance .....	29,889.83
Street lighting .....	.....
<b>Sanitation</b>	
Street cleaning .....	.....
Garbage and ash removal .....	.....
Sewers .....	.....
<b>Health and Charities</b>	
Health service .....	840.00
Poor (including relief) .....	875.00
Hospitals (aid and maintenance) .....	.....
Other .....	330.00
<b>Recreation</b>	
Beaches and boardwalks .....	.....
Parks and playgrounds .....	.....
Other .....	.....
<b>Educational</b>	
(Exclusive of school districts) ..	.....
<b>Unclassified Purposes</b>	
(Including contingent) .....	200.00
<b>SUB-TOTAL—Municipal functions..</b>	<b>\$43,656.65</b>

<b>Per Capita—Municipal functions .....</b>	<b>\$28.31</b>
Capital imp'ts and capital imp't fund .....	\$13,765.32
<b>Debt Service</b>	
Principal payments ..	.....
Interest payments ..	\$100.00
<b>Total .....</b>	<b>100.00</b>
<b>Per Capita Debt Service .....</b>	
<b>\$0.06</b>	
<b>Deferred Charges and Statutory Expenditures</b>	
Emergencies .....	.....
Other deferred chgs. ....	\$44.02
<b>Total .....</b>	<b>44.02</b>

<b>TOTAL—Municipal expenditures ...</b>	<b>\$57,565.99</b>
<b>Required Payments for Local School, County, and Special District Taxes .....</b>	<b>81,694.88</b>

<b>TOTAL EXPENDITURES AND RE-REQUIRED PAYMENTS .....</b>	<b>\$139,260.87</b>
Reserve for uncollected taxes .....	\$12,361.79
<b>GRAND TOTAL—Budget .....</b>	<b>\$151,622.66</b>

**RECEIPTS AND REVENUES REALIZED IN 1950 TO MEET EXPENDITURES AND RE-REQUIRED PAYMENTS**

Surplus revenue appropriated ..	\$8,000.00
Miscellaneous revenues realized ..	12,896.35
State aid revenues realized .....	15,451.00
<b>Delinquent taxes including</b>	
liens—1950 collections .....	7,801.29
Current taxes—1950 collections..	104,044.13
Emergency borrowings .....	.....
<b>TOTAL RECEIPTS AND REVENUES REALIZED .....</b>	<b>\$148,192.77</b>

**CAPITAL OUTLAY—1950**

Beaches and boardwalks .....	.....
Buildings and equipment .....	\$16,000.00
Parks and playgrounds .....	.....
Sewers .....	.....
Streets, roads and bridges .....	2,941.63
Water supply .....	.....
Other .....	.....

<b>Tax rate .....</b>	<b>\$5.94</b>
Local school tax rate .....	2.59
County tax rate .....	1.71
Local purpose tax rate ....	1.64

**TAXES**

Local school tax ...	\$49,120.04	
County taxes .....	32,574.84	
Special district taxes .....	.....	
<b>Local purpose levy .....</b>	<b>\$81,694.88</b>	<b>31,079.96</b>
<b>Total tax levy (tax duplicate) ..</b>	<b>\$112,774.84</b>	

<b>Per Capita Total Tax Levy .....</b>	<b>\$73.14</b>
----------------------------------------	----------------

**Current**

1950 taxes levied (total) .....	\$112,825.88
Collected in 1950 .....	104,044.13
Per cent of levy collected in 1950 ...	92.21
Transferred to liens .....	23.76
Cancelled, abated or adjusted .....	75.90
Outstanding December 31, 1950 ..	\$8,682.09

**All Prior Years Outstanding**

Balance January 1, 1950 .....	\$17,789.11
Collected in 1950 .....	7,801.29
Balance December 31, 1950 .....	\$10,027.92

**Tax Title Liens Outstanding**

Balance January 1, 1950 .....	\$262.52
Redeemed by cash .....	.....
Balance December 31, 1950 .....	\$286.28

**Property Acquired by Deed or Foreclosure**

Balance January 1, 1950 .....	.....
Sale for cash .....	.....
Balance December 31, 1950 .....	.....

**CAPITAL DEBT, DECEMBER 31, 1950**

<b>Gross Debt</b>	
School debt .....	.....
Self-liquidating debt .....	.....
Other capital debt ..	.....
<b>TOTAL GROSS DEBT .....</b>	<b>.....</b>
<b>Per Capita Gross Debt .....</b>	
<b>.....</b>	<b>.....</b>
<b>Deductions for</b>	
School debt .....	.....
Self-liquidating debt .....	.....
Other capital debt ..	.....
<b>TOTAL DEDUCTIONS .....</b>	<b>.....</b>
<b>NET DEBT .....</b>	<b>.....</b>

<b>Average Assessed Valuations</b>	
Real Property 1948-1949-1950..	\$1,657,849.00
Per Cent of Net Debt .....	.....

**CURRENT FINANCES DECEMBER 31, 1950**

Cash .....	\$42,218.01
Taxes receivable .....	18,710.01
Tax title liens .....	286.28
Foreclosed property .....	.....
Accounts receivable .....	1,740.74
State road aid receivable .....	11,741.92
Emergencies and deferred charges ..	65.84
<b>TOTAL ASSETS .....</b>	<b>\$74,762.80</b>

Cash liabilities .....	\$25,018.65
Reserves .....	20,737.03
Surplus revenue .....	29,007.12

<b>TOTAL LIABILITIES AND SURPLUS .....</b>	<b>\$74,762.80</b>
--------------------------------------------	--------------------

**VERONA BOROUGH—ESSEX COUNTY**

Population Census, 1950—10,910      Land Area 2.8 sq. mi.      Net Valuation Taxable \$15,540,565  
 1940—8,957

**EXPENDITURES AND REQUIRED PAYMENTS FOR 1950**

**General Government**

Administrative and executive .... \$41,245.00  
 Assessment and collection of taxes 18,050.00  
 Finance Department ..... 1,700.00

**Protection to Persons & Property**

Fire ..... 16,945.00  
 Police ..... 98,050.00  
 Other ..... ..

**Streets and Roads**

Repairs and maintenance ..... 39,555.00  
 Street lighting ..... 18,000.00

**Sanitation**

Street cleaning ..... ..  
 Garbage and ash removal ..... 44,365.00  
 Sewers ..... 15,180.00

**Health and Charities**

Health service ..... 8,300.00  
 Poor (including relief) ..... 11,970.00  
 Hospitals (aid and maintenance) .. ..  
 Other ..... ..

**Recreation**

Beaches and boardwalks ..... ..  
 Parks and playgrounds ..... ..  
 Other ..... ..

**Educational**

(Exclusive of school districts) .. 29,195.00

**Unclassified Purposes**

(Including contingent) ..... 6,720.00

**SUB-TOTAL—Municipal functions..**      \$349,275.00

**Per Capita—Municipal functions ...**      **\$32.01**

Capital imp'ts and capital imp't fund \$10,000.00

**Debt Service**

Principal payments .. \$39,000.00  
 Interest payments .. 7,686.50

Total ..... 46,686.50

**Per Capita Debt Service**      **\$4.28**

**Deferred Charges and Statutory Expenditures**

Emergencies ..... ..  
 Other deferred chgs. \$29,074.69

Total ..... 29,074.69

**TOTAL—Municipal expenditures ...**      \$435,036.19

**Required Payments for Local School, County, and Special District Taxes** ..... 558,189.51

**TOTAL EXPENDITURES AND REQUIRED PAYMENTS** ..... **\$993,225.70**

Reserve for uncollected taxes ..... \$71,004.74

**GRAND TOTAL—Budget** ..... \$1,064,230.44

**RECEIPTS AND REVENUES REALIZED IN 1950 TO MEET EXPENDITURES AND REQUIRED PAYMENTS**

Surplus revenue appropriated .. \$30,000.00  
 Miscellaneous revenues realized. 142,188.72  
 State aid revenues realized .... 7,408.52  
 Delinquent taxes including liens—1950 collections ..... 34,135.99  
 Current taxes—1950 collections.. 849,699.92  
 Emergency borrowings ..... ..

**TOTAL RECEIPTS AND REVENUES REALIZED** ..... **\$1,063,433.15**

**CAPITAL OUTLAY—1950**

Beaches and boardwalks ..... ..  
 Buildings and equipment ..... \$11,475.85  
 Parks and playgrounds ..... ..  
 Sewers ..... 249.70  
 Streets, roads and bridges ..... 134.43  
 Water supply ..... ..  
 Other ..... ..

**Tax rate** ..... **\$5.70**  
 Local school tax rate ..... 2.67  
 County tax rate ..... 0.92  
 Local purpose tax rate .... 2.11

**TAXES**

Local school tax ... \$414,716.33  
 County taxes ..... 143,473.18  
 Special district taxes ..... ..

Local purpose levy ..... \$558,189.51  
327,842.93

Total tax levy (tax duplicate) .. \$886,032.44

**Per Capita Total Tax Levy** ..... **\$81.21**

**Current**

1950 taxes levied (total) ..... \$891,645.33  
 Collected in 1950 ..... 849,699.92  
 Per cent of levy collected in 1950 ... 95.29  
 Transferred to liens ..... 478.80  
 Cancelled, abated or adjusted ... 4,225.66  
 Outstanding December 31, 1950 .. \$37,240.95

**All Prior Years Outstanding**

Balance January 1, 1950 ..... \$52,952.37  
 Collected in 1950 ..... 33,475.77  
 Balance December 31, 1950 ..... \$13,627.73

**Tax Title Liens Outstanding**

Balance January 1, 1950 ..... \$2,187.30  
 Redeemed by cash ..... 660.22  
 Balance December 31, 1950 ..... \$2,251.37

**Property Acquired by Deed or Foreclosure**

Balance January 1, 1950 ..... \$90,837.50  
 Sale for cash ..... 20,870.00  
 Balance December 31, 1950 ..... \$70,050.00

**CAPITAL DEBT, DECEMBER 31, 1950**

**Gross Debt**

School debt ..... \$517,200.00  
 Self-liquidating debt. .... ..  
 Other capital debt .. 356,500.00

**TOTAL GROSS DEBT** ..... **\$873,700.00**

**Per Capita Gross Debt** ..... **\$80.08**

**Deductions for**

School debt ..... \$517,200.00  
 Self-liquidating debt. .... ..  
 Other capital debt .. ..

**TOTAL DEDUCTIONS** ..... 517,200.00

**NET DEBT** ..... \$356,500.00

**Average Assessed Valuations**

Real Property 1948-1949-1950.. \$13,878,740.00  
 Per Cent of Net Debt ..... 2.56

**CURRENT FINANCES DECEMBER 31, 1950**

Cash ..... \$218,876.68  
 Taxes receivable ..... 50,868.68  
 Tax title liens ..... 2,251.37  
 Foreclosed property ..... 70,050.00  
 Accounts receivable ..... 1,637.09  
 State road aid receivable ..... ..  
 Emergencies and deferred charges .. 4,000.00

**TOTAL ASSETS** ..... \$347,683.82

Cash liabilities ..... \$25,929.84  
 Reserves ..... 124,807.14  
 Surplus revenue ..... 196,946.84

**TOTAL LIABILITIES AND SURPLUS** ..... \$347,683.82

## VINELAND BOROUGH—CUMBERLAND COUNTY

Population Census, 1950—8,128  
1940—7,914

Land Area 1.0 sq. mi.

Net Valuation Taxable \$7,764,566

### EXPENDITURES AND REQUIRED PAYMENTS FOR 1950

<b>General Government</b>		
Administrative and executive .....	\$22,748.40	
Assessment and collection of taxes .....	8,090.82	
Finance Department .....	3,720.32	
<b>Protection to Persons &amp; Property</b>		
Fire .....	31,385.92	
Police .....	53,638.18	
Other .....	.....	
<b>Streets and Roads</b>		
Repairs and maintenance .....	16,222.40	
Street lighting .....	.....	
<b>Sanitation</b>		
Street cleaning .....	24,883.74	
Garbage and ash removal .....	11,850.00	
Sewers .....	.....	
<b>Health and Charities</b>		
Health service .....	5,407.40	
Poor (including relief) .....	4,651.31	
Hospitals (aid and maintenance) .....	7,000.00	
Other .....	1,739.38	
<b>Recreation</b>		
Beaches and boardwalks .....	.....	
Parks and playgrounds .....	5,264.03	
Other .....	.....	
<b>Educational</b>		
(Exclusive of school districts) ..	4,000.00	
<b>Unclassified Purposes</b>		
(Including contingent) .....	40,374.89	
<b>SUB-TOTAL—Municipal functions..</b>	<b>\$240,976.79</b>	

<b>Per Capita—Municipal functions .....</b>	<b>\$29.65</b>	
Capital imp'ts and capital imp't fund .....	\$23,446.95	
<b>Debt Service</b>		
Principal payments ..	.....	
Interest payments ..	.....	

<b>Total .....</b>	<b>.....</b>	
<b>Per Capita Debt Service .....</b>		<b>.....</b>
<b>Deferred Charges and Statutory Expenditures</b>		
Emergencies .....	\$3,000.00	
Other deferred chgs. ....	.....	
<b>Total .....</b>	<b>3,000.00</b>	

**TOTAL—Municipal expenditures ...** \$267,423.74

**Required Payments for Local School, County, and Special District Taxes .....** 321,746.29

**TOTAL EXPENDITURES AND REQUIRED PAYMENTS .....** \$589,170.03

Reserve for uncollected taxes .....

**GRAND TOTAL—Budget .....** \$633,954.63

### RECEIPTS AND REVENUES REALIZED IN 1950 TO MEET EXPENDITURES AND REQUIRED PAYMENTS

Surplus revenue appropriated ..	\$60,000.00
Miscellaneous revenues realized ..	103,943.85
State aid revenues realized .....	17,993.00
Delinquent taxes including	
liens—1950 collections .....	36,056.62
Current taxes—1950 collections ..	389,856.83
Emergency borrowings .....	.....

**TOTAL RECEIPTS AND REVENUES REALIZED .....** \$607,850.30

### CAPITAL OUTLAY—1950

Beaches and boardwalks .....	.....
Buildings and equipment .....	.....
Parks and playgrounds .....	.....
Sewers .....	.....
Streets, roads and bridges .....	\$26,265.62
Water supply .....	89,710.29
Other .....	77,129.87

<b>Tax rate .....</b>	<b>\$5.47</b>
Local school tax rate .....	2.91
County tax rate .....	1.23
Local purpose tax rate .....	1.33

### TAXES

Local school tax ...	\$225,714.10	
County taxes .....	96,032.19	
Special district taxes .....	.....	
<b>Local purpose levy .....</b>	<b>.....</b>	<b>\$321,746.29</b>
<b>Total tax levy (tax duplicate) ..</b>	<b>.....</b>	<b>\$431,737.89</b>
<b>Per Capita Total Tax Levy .....</b>	<b>.....</b>	<b>\$53.12</b>

<b>Current</b>		
1950 taxes levied (total) .....	\$431,416.95	
Collected in 1950 .....	389,856.83	
Per cent of levy collected in 1950 ...	90.37	
Transferred to liens .....	295.39	
Cancelled, abated or adjusted .....	3,185.44	
Outstanding December 31, 1950 ..	\$38,079.29	

<b>All Prior Years Outstanding</b>		
Balance January 1, 1950 .....	\$38,282.37	
Collected in 1950 .....	35,924.36	
Balance December 31, 1950 .....	\$1,669.47	

<b>Tax Title Liens Outstanding</b>		
Balance January 1, 1950 .....	\$729.93	
Redeemed by cash .....	132.26	
Balance December 31, 1950 .....	\$1,031.02	

<b>Property Acquired by Deed or Foreclosure</b>		
Balance January 1, 1950 .....	.....	
Sale for cash .....	.....	
Balance December 31, 1950 .....	.....	

### CAPITAL DEBT, DECEMBER 31, 1950

<b>Gross Debt</b>		
School debt .....	\$56,378.00	
Self-liquidating debt. ....	3,061,000.00	
Other capital debt ..	20,000.00	

**TOTAL GROSS DEBT .....** \$3,137,378.00

**Per Capita Gross Debt .....** \$386.00

<b>Deductions for</b>		
School debt .....	\$56,378.00	
Self-liquidating debt. ....	3,061,000.00	
Other capital debt ..	.....	

**TOTAL DEDUCTIONS .....** 3,117,378.00

**NET DEBT .....** \$20,000.00

**Average Assessed Valuations**

**Real Property 1948-1949-1950..** \$6,314,117.00

**Per Cent of Net Debt .....** 0.31

### CURRENT FINANCES DECEMBER 31, 1950

Cash .....	\$154,981.36
Taxes receivable .....	39,748.76
Tax title liens .....	1,031.02
Foreclosed property .....	.....
Accounts receivable .....	163,492.64
State road aid receivable .....	.....
Emergencies and deferred charges ..	10,350.00
<b>TOTAL ASSETS .....</b>	<b>\$369,603.78</b>
Cash liabilities .....	\$67,191.30
Reserves .....	204,272.42
Surplus revenue .....	98,140.06

**TOTAL LIABILITIES AND SURPLUS .....** \$369,603.78

**VOORHEES TOWNSHIP—CAMDEN COUNTY**

Population Census, 1950—1,835  
1940—1,450

Land Area 11.91 sq. mi.

Net Valuation Taxable \$987,723

**EXPENDITURES AND REQUIRED PAYMENTS FOR 1950**

<b>General Government</b>	
Administrative and executive .....	\$4,264.53
Assessment and collection of taxes .....	5,319.20
Finance Department .....	502.00
<b>Protection to Persons &amp; Property</b>	
Fire .....	.....
Police .....	524.52
Other .....	.....
<b>Streets and Roads</b>	
Repairs and maintenance .....	4,815.00
Street lighting .....	3,350.00
<b>Sanitation</b>	
Street cleaning .....	.....
Garbage and ash removal .....	1,049.75
Sewers .....	.....
<b>Health and Charities</b>	
Health service .....	100.00
Poor (including relief) .....	350.00
Hospitals (aid and maintenance) .....	.....
Other .....	.....
<b>Recreation</b>	
Beaches and boardwalks .....	.....
Parks and playgrounds .....	.....
Other .....	.....
<b>Educational</b>	
(Exclusive of school districts) ..	.....
<b>Unclassified Purposes</b>	
(Including contingent) .....	.....
<b>SUB-TOTAL—Municipal functions..</b>	<b>\$20,275.00</b>

<b>Per Capita—Municipal functions .....</b>	<b>\$11.05</b>
Capital imp'ts and capital imp't fund .....	.....
<b>Debt Service</b>	
Principal payments ..	\$4,000.00
Interest payments ..	1,200.00
<b>Total .....</b>	<b>\$5,200.00</b>
<b>Per Capita Debt Service .....</b>	<b>\$2.83</b>
<b>Deferred Charges and Statutory Expenditures</b>	
Emergencies .....	\$1,900.00
Other deferred chgs. ....	.....
<b>Total .....</b>	<b>1,900.00</b>

<b>TOTAL—Municipal expenditures ...</b>	<b>\$27,375.00</b>
-----------------------------------------	--------------------

<b>Required Payments for Local School, County, and Special District Taxes .....</b>	<b>48,681.95</b>
-------------------------------------------------------------------------------------	------------------

<b>TOTAL EXPENDITURES AND REQUIRED PAYMENTS .....</b>	<b>\$76,056.95</b>
Reserve for uncollected taxes .....	\$18,000.00
<b>GRAND TOTAL—Budget .....</b>	<b>\$94,056.95</b>

**RECEIPTS AND REVENUES REALIZED IN 1950 TO MEET EXPENDITURES AND REQUIRED PAYMENTS**

Surplus revenue appropriated ..	\$12,500.00
Miscellaneous revenues realized ..	13,739.08
State aid revenues realized .....	2,096.00
Delinquent taxes including	.....
liens—1950 collections .....	9,623.26
Current taxes—1950 collections ..	51,195.47
Emergency borrowings .....	.....
<b>TOTAL RECEIPTS AND REVENUES REALIZED .....</b>	<b>\$80,153.81</b>

**CAPITAL OUTLAY—1950**

Beaches and boardwalks .....	.....
Buildings and equipment .....	.....
Parks and playgrounds .....	.....
Sewers .....	.....
Streets, roads and bridges .....	.....
Water supply .....	.....
Other .....	.....

<b>Tax rate .....</b>	<b>\$5.94</b>
Local school tax rate .....	3.29
County tax rate .....	1.44
Local purpose tax rate .....	1.21

**TAXES**

Local school tax ...	\$32,500.00	
County taxes .....	14,181.95	
Special district taxes .....	2,000.00	
<b>Local purpose levy .....</b>	<b>.....</b>	<b>\$48,681.95</b>
<b>Total tax levy (tax duplicate) ..</b>	<b>.....</b>	<b>\$60,660.95</b>

<b>Per Capita Total Tax Levy .....</b>	<b>\$33.06</b>
----------------------------------------	----------------

**Current**

1950 taxes levied (total) .....	\$60,982.94
Collected in 1950 .....	51,195.47
Per cent of levy collected in 1950 ..	83.95
Transferred to liens .....	.....
Cancelled, abated or adjusted .....	.....
Outstanding December 31, 1950 ..	\$9,787.47

**All Prior Years Outstanding**

Balance January 1, 1950 .....	\$10,911.07
Collected in 1950 .....	7,297.45
Balance December 31, 1950 .....	\$3,613.62

**Tax Title Liens Outstanding**

Balance January 1, 1950 .....	\$60,480.28
Redeemed by cash .....	2,325.81
Balance December 31, 1950 .....	\$58,154.47

**Property Acquired by Deed or Foreclosure**

Balance January 1, 1950 .....	\$3,676.52
Sale for cash .....	4,580.00
Balance December 31, 1950 .....	\$50.00

**CAPITAL DEBT, DECEMBER 31, 1950**

<b>Gross Debt</b>	
School debt .....	\$13,500.00
Self-liquidating debt ..	2,325.81
Other capital debt ..	44,000.00
<b>TOTAL GROSS DEBT .....</b>	<b>\$57,500.00</b>
<b>Per Capita Gross Debt .....</b>	<b>\$31.34</b>

**Deductions for**

School debt .....	\$13,500.00
Self-liquidating debt ..	2,325.81
Other capital debt ..	.....
<b>TOTAL DEDUCTIONS .....</b>	<b>13,500.00</b>
<b>NET DEBT .....</b>	<b>\$44,000.00</b>

**Average Assessed Valuations**

Real Property 1948-1949-1950 ..	\$908,381.00
Per Cent of Net Debt .....	4.84

**CURRENT FINANCES DECEMBER 31, 1950**

Cash .....	\$37,916.28
Taxes receivable .....	13,401.09
Tax title liens .....	58,154.47
Foreclosed property .....	50.00
Accounts receivable .....	112.57
State road aid receivable ..	.....
Emergencies and deferred charges ..	.....
<b>TOTAL ASSETS .....</b>	<b>\$109,634.41</b>

Cash liabilities .....	\$1,080.51
Reserves .....	71,718.13
Surplus revenue .....	36,835.77
<b>TOTAL LIABILITIES AND SURPLUS .....</b>	<b>\$109,634.41</b>

## WALDWICK BOROUGH—BERGEN COUNTY

Population Census, 1950—3,999                      Land Area 2.4 sq. mi.                      Net Valuation Taxable \$2,369,181  
 1940—2,475

<b>EXPENDITURES AND REQUIRED PAYMENTS FOR 1950</b>	
<b>General Government</b>	
Administrative and executive .....	\$13,122.62
Assessment and collection of taxes .....	8,847.38
Finance Department .....	700.00
<b>Protection to Persons &amp; Property</b>	
Fire .....	12,525.00
Police .....	4,550.00
Other .....	.....
<b>Streets and Roads</b>	
Repairs and maintenance .....	12,500.00
Street lighting .....	5,000.00
<b>Sanitation</b>	
Street cleaning .....	.....
Garbage and ash removal .....	6,050.00
Sewers .....	.....
<b>Health and Charities</b>	
Health service .....	2,235.00
Poor (including relief) .....	200.00
Hospitals (aid and maintenance) .....	.....
Other .....	.....
<b>Recreation</b>	
Beaches and boardwalks .....	.....
Parks and playgrounds .....	1,800.00
Other .....	.....
<b>Educational</b>	
(Exclusive of school districts) ..	.....
<b>Unclassified Purposes</b>	
(Including contingent) .....	300.00
<b>SUB-TOTAL—Municipal functions..</b>	<b>\$67,830.00</b>
<b>Per Capita—Municipal functions ....</b>	
Capital imp'ts and capital imp't fund .....	\$16.96
<b>Debt Service</b>	
Principal payments ..	\$7,000.00
Interest payments ..	8,265.00
<b>Total .....</b>	<b>15,265.00</b>
<b>Per Capita Debt Service .....</b>	
	<b>\$3.82</b>
<b>Deferred Charges and Statutory Expenditures</b>	
Emergencies .....	\$500.00
Other deferred chgs. ....	2,294.57
<b>Total .....</b>	<b>2,794.57</b>
<b>TOTAL—Municipal expenditures ...</b>	<b>\$100,889.57</b>
<b>Required Payments for Local School, County, and Special District Taxes .....</b>	
	<b>128,720.80</b>
<b>TOTAL EXPENDITURES AND REQUIRED PAYMENTS .....</b>	<b>\$229,610.37</b>
Reserve for uncollected taxes .....	\$27,509.44
<b>GRAND TOTAL—Budget .....</b>	<b>\$257,119.81</b>
<b>RECEIPTS AND REVENUES REALIZED IN 1950 TO MEET EXPENDITURES AND REQUIRED PAYMENTS</b>	
Surplus revenue appropriated ..	\$20,000.00
Miscellaneous revenues realized ..	37,432.52
State aid revenues realized .....	2,556.24
Delinquent taxes including	
liens—1950 collections .....	19,449.26
Current taxes—1950 collections..	169,472.03
Emergency borrowings .....	.....
<b>TOTAL RECEIPTS AND REVENUES REALIZED .....</b>	<b>\$248,910.05</b>

### CAPITAL OUTLAY—1950

Beaches and boardwalks .....	.....
Buildings and equipment .....	\$800.00
Parks and playgrounds .....	.....
Sewers .....	.....
Streets, roads and bridges .....	.....
Water supply .....	8,735.53
Other .....	.....

<b>Tax rate .....</b>	<b>\$7.40</b>
Local school tax rate .....	4.58
County tax rate .....	0.85
Local purpose tax rate ....	1.97

### TAXES

Local school tax ...	\$108,525.00	
County taxes .....	20,195.80	
Special district taxes .....	.....	
		\$128,720.80
Local purpose levy .....		46,409.01
<b>Total tax levy (tax duplicate) ..</b>		<b>\$175,129.81</b>
<b>Per Capita Total Tax Levy .....</b>		
		<b>\$43.79</b>
<b>Current</b>		
1950 taxes levied (total) .....		\$189,143.10
Collected in 1950 .....		169,472.03
Per cent of levy collected in 1950 .....	89.60	
Transferred to liens .....		3,322.49
Cancelled, abated or adjusted .....		1,079.14
Outstanding December 31, 1950 ..		\$15,269.44

<b>All Prior Years Outstanding</b>		
Balance January 1, 1950 .....		\$20,161.85
Collected in 1950 .....		15,784.61
Balance December 31, 1950 .....		\$2,836.33

<b>Tax Title Liens Outstanding</b>		
Balance January 1, 1950 .....		\$33,239.54
Redeemed by cash .....		3,664.65
Balance December 31, 1950 .....		\$30,945.71

<b>Property Acquired by Deed or Foreclosure</b>		
Balance January 1, 1950 .....		\$9,158.14
Sale for cash .....		2,095.00
Balance December 31, 1950 .....		\$10,468.14

### CAPITAL DEBT, DECEMBER 31, 1950

<b>Gross Debt</b>		
School debt .....	\$195,000.00	
Self-liquidating debt ..	141,427.00	
Other capital debt ..	277,334.00	
<b>TOTAL GROSS DEBT .....</b>		<b>\$613,761.00</b>
<b>Per Capita Gross Debt .....</b>		
		<b>\$153.48</b>

<b>Deductions for</b>		
School debt .....	\$125,884.00	
Self-liquidating debt ..	141,427.00	
Other capital debt ..	52,000.00	
<b>TOTAL DEDUCTIONS .....</b>		<b>319,311.00</b>
<b>NET DEBT .....</b>		<b>\$294,450.00</b>

<b>Average Assessed Valuations</b>		
Real Property 1948-1949-1950..	\$2,098,072.00	
Per Cent of Net Debt .....		14.03

### CURRENT FINANCES DECEMBER 31, 1950

Cash .....	\$80,699.32
Taxes receivable .....	18,105.77
Tax title liens .....	30,945.71
Foreclosed property .....	10,468.14
Accounts receivable .....	4,618.54
State road aid receivable .....	10,000.00
Emergencies and deferred charges ..	14,100.00
<b>TOTAL ASSETS .....</b>	<b>\$168,937.48</b>

Cash liabilities .....	\$30,944.49
Reserves .....	64,138.16
Surplus revenue .....	73,854.83

<b>TOTAL LIABILITIES AND SURPLUS .....</b>	<b>\$168,937.48</b>
--------------------------------------------	---------------------

# WALL TOWNSHIP—MONMOUTH COUNTY

Population Census, 1950—7,337      Land Area 31.4 sq. mi.      Net Valuation Taxable \$3,554,814  
 1940—4,383

<b>EXPENDITURES AND REQUIRED PAYMENTS FOR 1950</b>	
<b>General Government</b>	
Administrative and executive .....	\$13,905.25
Assessment and collection of taxes .....	10,630.25
Finance Department .....	1,314.50
<b>Protection to Persons &amp; Property</b>	
Fire .....	100.00
Police .....	5,600.00
Other .....	.....
<b>Streets and Roads</b>	
Repairs and maintenance .....	65,580.00
Street lighting .....	1,020.00
<b>Sanitation</b>	
Street cleaning .....	.....
Garbage and ash removal .....	.....
Sewers .....	.....
<b>Health and Charities</b>	
Health service .....	1,600.00
Poor, (including relief) .....	5,800.00
Hospitals (aid and maintenance) .....	.....
Other .....	.....
<b>Recreation</b>	
Beaches and boardwalks .....	.....
Parks and playgrounds .....	.....
Other .....	.....
<b>Educational</b>	
(Exclusive of school districts) ..	150.00
<b>Unclassified Purposes</b>	
(Including contingent) .....	600.00
<b>SUB-TOTAL—Municipal functions..</b>	<b>\$106,300.00</b>
<b>Per Capita—Municipal functions ...</b>	
Capital imp'ts and capital imp't fund .....	\$14.49
Debt Service .....	.....
Principal payments .....	.....
Interest payments .....	.....
Total .....	.....
<b>Per Capita Debt Service .....</b>	
Deferred Charges and Statutory Expenditures .....	.....
Emergencies .....	\$1,080.20
Other deferred chgs. ....	.....
Total .....	1,080.20
<b>TOTAL—Municipal expenditures ...</b>	<b>\$113,780.20</b>
<b>Required Payments for Local School, County, and Special District Taxes .....</b>	
	285,559.29
<b>TOTAL EXPENDITURES AND REQUIRED PAYMENTS .....</b>	<b>\$399,339.49</b>
Reserve for uncollected taxes .....	47,681.79
<b>GRAND TOTAL—Budget .....</b>	<b>\$447,021.28</b>
<b>RECEIPTS AND REVENUES REALIZED IN 1950 TO MEET EXPENDITURES AND REQUIRED PAYMENTS</b>	
Surplus revenue appropriated ..	\$28,080.20
Miscellaneous revenues realized ..	75,168.18
State aid revenues realized .....	3,427.40
Delinquent taxes including	.....
liens—1950 collections .....	46,916.48
Current taxes—1950 collections..	262,544.32
Emergency borrowings .....	.....
<b>TOTAL RECEIPTS AND REVENUES REALIZED .....</b>	<b>\$416,136.58</b>
<b>CAPITAL OUTLAY—1950</b>	
Beaches and boardwalks .....	.....
Buildings and equipment .....	.....
Parks and playgrounds .....	.....
Sewers .....	.....
Streets, roads and bridges .....	.....
Water supply .....	.....
Other .....	.....

<b>Tax rate .....</b>	<b>\$8.03</b>
Local school tax rate .....	5.90
County tax rate .....	1.51
Local purpose tax rate .....	0.62
<b>TAXES</b>	
Local school tax ...	\$209,799.67
County taxes .....	53,749.62
Special district taxes .....	22,010.00
Local purpose levy .....	\$285,559.29
	21,700.00
<b>Total tax levy (tax duplicate) ..</b>	<b>\$307,259.29</b>
<b>Per Capita Total Tax Levy .....</b>	
	<b>\$41.88</b>
<b>Current</b>	
1950 taxes levied (total) .....	\$308,587.70
Collected in 1950 .....	262,544.32
Per cent of levy collected in 1950 ...	85.08
Transferred to liens .....	4,051.86
Cancelled, abated or adjusted ...	801.04
Outstanding December 31, 1950 ..	\$41,190.48
<b>All Prior Years Outstanding</b>	
Balance January 1, 1950 .....	\$43,902.13
Collected in 1950 .....	43,784.68
Balance December 31, 1950 .....	\$25.99
<b>Tax Title Liens Outstanding</b>	
Balance January 1, 1950 .....	\$39,662.10
Redeemed by cash .....	3,131.80
Balance December 31, 1950 .....	\$40,913.04
<b>Property Acquired by Deed or Foreclosure</b>	
Balance January 1, 1950 .....	\$27,788.49
Sale for cash .....	11,875.86
Balance December 31, 1950 .....	\$23,552.74
<b>CAPITAL DEBT, DECEMBER 31, 1950</b>	
<b>Gross Debt</b>	
School debt .....	\$380,000.00
Self-liquidating debt. ....	.....
Other capital debt .....	.....
<b>TOTAL GROSS DEBT .....</b>	<b>\$380,000.00</b>
<b>Per Capita Gross Debt .....</b>	<b>\$51.79</b>
<b>Deductions for</b>	
School debt .....	\$194,211.00
Self-liquidating debt. ....	.....
Other capital debt .....	.....
<b>TOTAL DEDUCTIONS .....</b>	<b>194,211.00</b>
<b>NET DEBT .....</b>	<b>\$185,789.00</b>
<b>Average Assessed Valuations</b>	
Real Property 1948-1949-1950..	\$3,236,514.00
Per Cent of Net Debt .....	5.73
<b>CURRENT FINANCES DECEMBER 31, 1950</b>	
Cash .....	\$254,642.61
Taxes receivable .....	41,216.47
Tax title liens .....	40,913.04
Foreclosed property .....	23,552.74
Accounts receivable .....	264.80
State road aid receivable .....	8,000.00
Emergencies and deferred charges ..	.....
<b>TOTAL ASSETS .....</b>	<b>\$368,589.66</b>
Cash liabilities .....	\$57,474.26
Reserves .....	105,947.05
Surplus revenue .....	205,168.35
<b>TOTAL LIABILITIES AND SURPLUS .....</b>	<b>\$368,589.66</b>

## WALLINGTON BOROUGH—BERGEN COUNTY

Population Census, 1950—8,916      Land Area 1.0 sq. mi.      Neta Valuation Taxable \$4,768,692  
 1940—8,981

### EXPENDITURES AND REQUIRED PAYMENTS FOR 1950

<b>General Government</b>	
Administrative and executive .....	\$20,047.68
Assessment and collection of taxes	7,205.68
Finance Department .....	.....
<b>Protection to Persons &amp; Property</b>	
Fire .....	5,630.00
Police .....	49,983.98
Other .....	.....
<b>Streets and Roads</b>	
Repairs and maintenance .....	23,008.80
Street lighting .....	7,700.00
<b>Sanitation</b>	
Street cleaning .....	.....
Garbage and ash removal .....	13,700.00
Sewers .....	4,576.59
<b>Health and Charities</b>	
Health service .....	5,519.12
Poor (including relief) .....	2,450.65
Hospitals (aid and maintenance) ..	.....
Other .....	.....
<b>Recreation</b>	
Beaches and boardwalks .....	.....
Parks and playgrounds .....	1,500.00
Other .....	.....
<b>Educational</b>	
(Exclusive of school districts) ..	.....
<b>Unclassified Purposes</b>	
(Including contingent) .....	600.00
<b>SUB-TOTAL—Municipal functions..</b>	<b>\$141,922.50</b>

<b>Per Capita—Municipal functions ....</b>	<b>\$15.92</b>
Capital imp'ts and capital imp't fund	\$2,798.21
<b>Debt Service</b>	
Principal payments .	\$36,000.00
Interest payments ..	13,091.52
<b>Total .....</b>	<b>49,091.52</b>
<b>Per Capita Debt Service .....</b>	<b>\$5.51</b>
<b>Deferred Charges and Statutory Expenditures</b>	
Emergencies .....	\$3,000.00
Other deferred chgs.	13,653.70
<b>Total .....</b>	<b>16,653.70</b>

**TOTAL—Municipal expenditures ...**      **\$210,465.93**

**Required Payments for Local School, County, and Special District Taxes .....**      **247,715.07**

**TOTAL EXPENDITURES AND REQUIRED PAYMENTS .....**      **\$458,181.00**

Reserve for uncollected taxes .....

**GRAND TOTAL—Budget .....**      **\$496,147.51**

### RECEIPTS AND REVENUES REALIZED IN 1950 TO MEET EXPENDITURES AND REQUIRED PAYMENTS

Surplus revenue appropriated ..	\$10,000.00
Miscellaneous revenues realized.	51,628.45
State aid revenues realized .....	5,255.00
<b>Delinquent taxes including</b>	
liens—1950 collections .....	15,851.52
Current taxes—1950 collections..	404,521.56
Emergency borrowings .....	.....
<b>TOTAL RECEIPTS AND REVENUES REALIZED .....</b>	<b>\$487,256.53</b>

### CAPITAL OUTLAY—1950

Beaches and boardwalks .....	.....
Buildings and equipment .....	\$5,306.72
Parks and playgrounds .....	.....
Sewers .....	10,854.60
Streets, roads and bridges .....	962.95
Water supply .....	3,727.12
Other .....	.....

<b>Tax rate .....</b>	<b>\$8.80</b>
Local school tax rate .....	4.38
County tax rate .....	0.82
Local purpose tax rate .....	3.60

### TAXES

Local school tax ...	\$208,804.12	
County taxes .....	38,910.95	
Special district taxes .....	.....	
<b>Local purpose levy .....</b>	<b>.....</b>	<b>\$247,715.07</b>
<b>Total tax levy (tax duplicate) ..</b>	<b>.....</b>	<b>\$419,565.19</b>

**Per Capita Total Tax Levy .....**      **\$47.06**

<b>Current</b>	
1950 taxes levied (total) .....	\$425,396.81
Collected in 1950 .....	404,521.56
Per cent of levy collected in 1950 ...	95.09
Transferred to liens .....	427.00
Cancelled, abated or adjusted ...	159.90
Outstanding December 31, 1950 ..	\$20,288.35

<b>All Prior Years Outstanding</b>	
Balance January 1, 1950 .....	\$15,906.28
Collected in 1950 .....	15,705.19
Balance December 31, 1950 .....	\$123.99

<b>Tax Title Liens Outstanding</b>	
Balance January 1, 1950 .....	\$869.41
Redeemed by cash .....	146.33
Balance December 31, 1950 .....	\$1,150.12

<b>Property Acquired by Deed or Foreclosure</b>	
Balance January 1, 1950 .....	\$31,327.50
Sale for cash .....	.....
Balance December 31, 1950 .....	\$32,352.50

### CAPITAL DEBT, DECEMBER 31, 1950

<b>Gross Debt</b>	
School debt .....	\$380,000.00
Self-liquidating debt ..	33,000.00
Other capital debt ..	323,901.00
<b>TOTAL GROSS DEBT .....</b>	<b>\$736,901.00</b>
<b>Per Capita Gross Debt .....</b>	<b>\$82.65</b>

<b>Deductions for</b>	
School debt .....	\$267,145.00
Self-liquidating debt ..	33,000.00
Other capital debt ..	.....
<b>TOTAL DEDUCTIONS .....</b>	<b>300,145.00</b>
<b>NET DEBT .....</b>	<b>\$436,756.00</b>

**Average Assessed Valuations**  
 Real Property 1948-1949-1950..      \$4,452,410.00  
 Per Cent of Net Debt .....

### CURRENT FINANCES DECEMBER 31, 1950

Cash .....	\$61,721.07
Taxes receivable .....	20,412.30
Tax title liens .....	1,150.12
Foreclosed property .....	32,352.50
Accounts receivable .....	5,905.61
State road aid receivable .....	.....
Emergencies and deferred charges ..	2,520.77
<b>TOTAL ASSETS .....</b>	<b>\$124,062.33</b>
Cash liabilities .....	\$13,476.44
Reserves .....	59,820.55
Surplus revenue .....	50,765.33
<b>TOTAL LIABILITIES AND SURPLUS .....</b>	<b>\$124,062.33</b>

**WALPACK TOWNSHIP—SUSSEX COUNTY**

Population Census, 1950—205  
1940—207

Land Area 22.8 sq. mi.

Net Valuation Taxable \$378,710

**EXPENDITURES AND REQUIRED PAYMENTS FOR 1950**

<b>General Government</b>	
Administrative and executive .....	\$1,854.42
Assessment and collection of taxes .....	1,123.93
Finance Department .....	125.00
<b>Protection to Persons &amp; Property</b>	
Fire .....	1,071.65
Police .....	.....
Other .....	.....
<b>Streets and Roads</b>	
Repairs and maintenance .....	12,900.00
Street lighting .....	.....
<b>Sanitation</b>	
Street cleaning .....	.....
Garbage and ash removal .....	.....
Sewers .....	.....
<b>Health and Charities</b>	
Health service .....	25.00
Poor (including relief) .....	25.00
Hospitals (aid and maintenance) .....	.....
Other .....	.....
<b>Recreation</b>	
Beaches and boardwalks .....	.....
Parks and playgrounds .....	.....
Other .....	.....
<b>Educational</b>	
(Exclusive of school districts) ..	.....
<b>Unclassified Purposes</b>	
(Including contingent) .....	25.00
<b>SUB-TOTAL—Municipal functions..</b>	<b>\$17,150.00</b>
<b>Per Capita—Municipal functions ....</b>	
Capital imp'ts and capital imp't fund .....	\$83.66
Debt Service .....	\$2,450.00
Principal payments .....	.....
Interest payments ..	.....
Total .....	.....
<b>Per Capita Debt Service .....</b>	
Deferred Charges and Statutory Expenditures .....	.....
Emergencies .....	.....
Other deferred chgs. .....	\$658.44
Total .....	658.44
<b>TOTAL—Municipal expenditures ...</b>	<b>\$20,258.44</b>
<b>Required Payments for Local School, County, and Special District Taxes .....</b>	
	14,555.27
<b>TOTAL EXPENDITURES AND REQUIRED PAYMENTS .....</b>	<b>\$34,813.71</b>
Reserve for uncollected taxes .....	\$5,607.56
<b>GRAND TOTAL—Budget .....</b>	<b>\$40,421.27</b>

<b>RECEIPTS AND REVENUES REALIZED IN 1950 TO MEET EXPENDITURES AND REQUIRED PAYMENTS</b>	
Surplus revenue appropriated ..	\$3,000.00
Miscellaneous revenues realized ..	2,628.91
State aid revenues realized .....	11,576.00
Delinquent taxes including	
liens—1950 collections .....	3,181.20
current taxes—1950 collections..	17,947.58
Emergency borrowings .....	.....
<b>TOTAL RECEIPTS AND REVENUES REALIZED .....</b>	<b>\$38,333.69</b>

<b>CAPITAL OUTLAY—1950</b>	
Beaches and boardwalks .....	.....
Buildings and equipment .....	\$2,450.00
Parks and playgrounds .....	.....
Sewers .....	.....
Streets, roads and bridges .....	.....
Water supply .....	.....
Other .....	.....

<b>Tax rate .....</b>	<b>\$5.75</b>
Local school tax rate .....	2.13
County tax rate .....	1.71
Local purpose tax rate .....	1.91

**TAXES**

Local school tax ...	\$8,061.08	
County taxes .....	6,494.19	
Special district taxes .....	.....	
Local purpose levy .....	.....	\$14,555.27
		7,200.00
<b>Total tax levy (tax duplicate) ..</b>		<b>\$21,755.27</b>

<b>Per Capita Total Tax Levy .....</b>	<b>\$106.12</b>
----------------------------------------	-----------------

<b>Current</b>	
1950 taxes levied (total) .....	\$21,755.27
Collected in 1950 .....	17,947.58
Per cent of levy collected in 1950 ...	82.49
Transferred to liens .....	.....
Cancelled, abated or adjusted .....	141.29
Outstanding December 31, 1950 ..	\$3,666.40

<b>All Prior Years Outstanding</b>	
Balance January 1, 1950 .....	\$5,700.08
Collected in 1950 .....	3,084.68
Balance December 31, 1950 .....	\$2,501.22

<b>Tax Title Liens Outstanding</b>	
Balance January 1, 1950 .....	\$7,963.82
Redeemed by cash .....	96.52
Balance December 31, 1950 .....	\$7,867.30

<b>Property Acquired by Deed or Foreclosure</b>	
Balance January 1, 1950 .....	.....
Sale for cash .....	.....
Balance December 31, 1950 .....	.....

**CAPITAL DEBT, DECEMBER 31, 1950**

<b>Gross Debt</b>	
School debt .....	\$34,618.00
Self-liquidating debt. ....	.....
Other capital debt ..	4,900.00
<b>TOTAL GROSS DEBT .....</b>	<b>\$39,518.00</b>
<b>Per Capita Gross Debt .....</b>	<b>\$192.77</b>

<b>Deductions for</b>	
School debt .....	\$20,378.00
Self-liquidating debt. ....	.....
Other capital debt ..	.....
<b>TOTAL DEDUCTIONS .....</b>	<b>20,378.00</b>
<b>NET DEBT .....</b>	<b>\$19,140.00</b>

<b>Average Assessed Valuations</b>	
Real Property 1948-1949-1950..	\$339,625.00
Per Cent of Net Debt .....	5.63

**CURRENT FINANCES DECEMBER 31, 1950**

Cash .....	\$14,956.68
Taxes receivable .....	6,167.62
Tax title liens .....	7,867.30
Foreclosed property .....	.....
Accounts receivable .....	30.13
State road aid receivable .....	21,844.68
Emergencies and deferred charges ..	3,703.54
<b>TOTAL ASSETS .....</b>	<b>\$54,569.95</b>

Cash liabilities .....	\$23,676.53
Reserves .....	14,065.05
Surplus revenue .....	16,828.37
<b>TOTAL LIABILITIES AND SURPLUS .....</b>	<b>\$54,569.95</b>

## WANAUKE BOROUGH—PASSAIC COUNTY

Population Census, 1950—4,220      Land Area. 8.2 sq. mi.      Net Valuation Taxable \$2,341,421  
 1940—3,143

### EXPENDITURES AND REQUIRED PAYMENTS FOR 1950

<b>General Government</b>	
Administrative and executive . . . . .	\$14,866.00
Assessment and collection of taxes . . . . .	5,750.00
Finance Department . . . . .	.....
<b>Protection to Persons &amp; Property</b>	
Fire . . . . .	10,900.00
Police . . . . .	14,000.00
Other . . . . .	.....
<b>Streets and Roads</b>	
Repairs and maintenance . . . . .	15,873.96
Street lighting . . . . .	5,500.00
<b>Sanitation</b>	
Street cleaning . . . . .	.....
Garbage and ash removal . . . . .	7,600.00
Sewers . . . . .	.....
<b>Health and Charities</b>	
Health service . . . . .	1,400.00
Poor (including relief) . . . . .	1,680.00
Hospitals (aid and maintenance) . . . . .	.....
Other . . . . .	.....
<b>Recreation</b>	
Beaches and boardwalks . . . . .	.....
Parks and playgrounds . . . . .	.....
Other . . . . .	.....
<b>Educational</b>	
(Exclusive of school districts) . . . . .	.....
<b>Unclassified Purposes</b>	
(Including contingent) . . . . .	1,200.00
<b>SUB-TOTAL—Municipal functions..</b>	<b>\$78,769.96</b>

<b>Per Capita—Municipal functions . . . . .</b>	<b>\$18.67</b>
Capital imp'ts and capital imp't fund	\$6,055.55
<b>Debt Service</b>	
Principal payments . . . . .	\$14,000.00
Interest payments . . . . .	1,092.48
<b>Total . . . . .</b>	<b>15,092.48</b>
<b>Per Capita Debt Service . . . . .</b>	
	<b>\$3.58</b>
<b>Deferred Charges and Statutory Expenditures</b>	
Emergencies . . . . .	\$4,500.00
Other deferred chgs. . . . .	2,167.86
<b>Total . . . . .</b>	<b>6,667.86</b>
<b>TOTAL—Municipal expenditures . . . . .</b>	<b>\$106,585.85</b>

<b>Required Payments for Local School, County, and Special District Taxes . . . . .</b>	<b>111,070.89</b>
-----------------------------------------------------------------------------------------	-------------------

<b>TOTAL EXPENDITURES AND REQUIRED PAYMENTS . . . . .</b>	<b>\$217,656.74</b>
Reserve for uncollected taxes . . . . .	\$22,151.25
<b>GRAND TOTAL—Budget . . . . .</b>	<b>\$239,807.99</b>

<b>RECEIPTS AND REVENUES REALIZED IN 1950 TO MEET EXPENDITURES AND REQUIRED PAYMENTS</b>	
Surplus revenue appropriated . . . . .	\$19,000.00
Miscellaneous revenues realized . . . . .	28,991.15
State aid revenues realized . . . . .	8,081.00
<b>Delinquent taxes including</b>	
Liens—1950 collections . . . . .	20,942.18
Current taxes—1950 collections..	149,399.26
Emergency borrowings . . . . .	.....
<b>TOTAL RECEIPTS AND REVENUES REALIZED . . . . .</b>	<b>\$226,413.59</b>

<b>CAPITAL OUTLAY—1950</b>	
Beaches and boardwalks . . . . .	.....
Buildings and equipment . . . . .	.....
Parks and playgrounds . . . . .	.....
Sewers . . . . .	.....
Streets, roads and bridges . . . . .	\$2,192.36
Water supply . . . . .	18,363.14
Other . . . . .	.....

	Real Property	2nd Class R. R. Prop. & Personal Prop.
<b>Tax rate . . . . .</b>	<b>\$7.29</b>	<b>\$7.19</b>

<b>TAXES</b>		
Local school tax . . . . .	\$88,264.19	
County taxes . . . . .	22,806.70	
Special district taxes . . . . .	.....	
Local purpose levy . . . . .		\$111,070.89
		59,435.81
<b>Total tax levy (tax duplicate) ..</b>		<b>\$170,506.70</b>
<b>Per Capita Total Tax Levy . . . . . \$40.40</b>		
<b>Current</b>		
1950 taxes levied (total) . . . . .		\$176,876.59
Collected in 1950 . . . . .		149,399.26
Per cent of levy collected in 1950 . . . . .	84.47	
Transferred to liens . . . . .		860.12
Cancelled, abated or adjusted . . . . .		412.60
Outstanding December 31, 1950 ..		\$26,204.61

<b>All Prior Years Outstanding</b>	
Balance January 1, 1950 . . . . .	\$21,286.85
Collected in 1950 . . . . .	19,228.37
Balance December 31, 1950 . . . . .	\$1,969.23

<b>Tax Title Liens Outstanding</b>	
Balance January 1, 1950 . . . . .	\$7,964.69
Redeemed by cash . . . . .	.....
Balance December 31, 1950 . . . . .	\$6,295.22

<b>Property Acquired by Deed or Foreclosure</b>	
Balance January 1, 1950 . . . . .	\$2,140.00
Sale for cash . . . . .	.....
Balance December 31, 1950 . . . . .	\$2,340.00

<b>CAPITAL DEBT, DECEMBER 31, 1950</b>	
<b>Gross Debt</b>	
School debt . . . . .	.....
Self-liquidating debt. . . . .	\$178,000.00
Other capital debt . . . . .	36,500.00
<b>TOTAL GROSS DEBT . . . . .</b>	<b>\$214,500.00</b>
<b>Per Capita Gross Debt . . . . . \$50.83</b>	

<b>Deductions for</b>	
School debt . . . . .	.....
Self-liquidating debt. . . . .	\$149,000.00
Other capital debt . . . . .	12,500.00
<b>TOTAL DEDUCTIONS . . . . .</b>	<b>161,500.00</b>
<b>NET DEBT . . . . .</b>	<b>\$53,000.00</b>

<b>Average Assessed Valuations</b>	
Real Property 1948-1949-1950..	\$2,098,336.00
<b>Per Cent of Net Debt . . . . .</b>	<b>2.52</b>

<b>CURRENT FINANCES DECEMBER 31, 1950</b>	
Cash . . . . .	\$27,569.27
Taxes receivable . . . . .	28,173.83
Tax title liens . . . . .	6,295.22
Foreclosed property . . . . .	2,340.00
Accounts receivable . . . . .	23,332.20
State road aid receivable . . . . .	22,329.43
Emergencies and deferred charges ..	5,078.80
<b>TOTAL ASSETS . . . . .</b>	<b>\$115,118.77</b>

Cash liabilities . . . . .	\$32,218.77
Reserves . . . . .	60,141.24
Surplus revenue . . . . .	22,758.77

<b>TOTAL LIABILITIES AND SURPLUS . . . . .</b>	<b>\$115,118.77</b>
------------------------------------------------	---------------------

**WANTAGE TOWNSHIP—SUSSEX COUNTY**

Population Census, 1950—3,565  
1940—2,376

Land Area 67.9 sq. mi.

Net Valuation Taxable \$1,576,068

**EXPENDITURES AND REQUIRED PAYMENTS FOR 1950**

<b>General Government</b>	
Administrative and executive . . . . .	\$4,651.00
Assessment and collection of taxes . . . . .	1,504.02
Finance Department . . . . .	375.00
<b>Protection to Persons &amp; Property</b>	
Fire . . . . .	2,000.00
Police . . . . .	285.00
Other . . . . .	.....
<b>Streets and Roads</b>	
Repairs and maintenance . . . . .	34,903.06
Street lighting . . . . .	.....
<b>Sanitation</b>	
Street cleaning . . . . .	.....
Garbage and ash removal . . . . .	.....
Sewers . . . . .	.....
<b>Health and Charities</b>	
Health service . . . . .	1,240.00
Poor (including relief) . . . . .	836.29
Hospitals (aid and maintenance) . . . . .	500.00
Other . . . . .	343.00
<b>Recreation</b>	
Beaches and boardwalks . . . . .	.....
Parks and playgrounds . . . . .	.....
Other . . . . .	.....
<b>Educational</b>	
(Exclusive of school districts) . . . . .	200.00
<b>Unclassified Purposes</b>	
(Including contingent) . . . . .	.....
<b>SUB-TOTAL—Municipal functions..</b>	<b>\$46,837.37</b>

<b>Per Capita—Municipal functions . . . . .</b>	<b>\$13.14</b>
Capital imp'ts and capital imp't fund	\$2,500.00
<b>Debt Service</b>	
Principal payments . . . . .	.....
Interest payments .. . . .	.....

Total . . . . .	.....
<b>Per Capita Debt Service . . . . .</b>	
<b>Deferred Charges and Statutory Expenditures</b>	
Emergencies . . . . .	.....
Other deferred chgs. . . . .	\$3,185.73

Total . . . . .	3,185.73
<b>TOTAL—Municipal expenditures . . . . .</b>	<b>\$52,523.10</b>

<b>Required Payments for Local School, County, and Special District Taxes . . . . .</b>	<b>100,940.13</b>
-----------------------------------------------------------------------------------------	-------------------

<b>TOTAL EXPENDITURES AND REQUIRED PAYMENTS . . . . .</b>	<b>\$153,463.23</b>
-----------------------------------------------------------	---------------------

Reserve for uncollected taxes . . . . .	\$39,120.27
<b>GRAND TOTAL—Budget . . . . .</b>	<b>\$192,583.50</b>

**RECEIPTS AND REVENUES REALIZED IN 1950 TO MEET EXPENDITURES AND REQUIRED PAYMENTS**

Surplus revenue appropriated . . . . .	\$4,000.00
Miscellaneous revenues realized . . . . .	13,937.18
State aid revenues realized . . . . .	15,395.00
Delinquent taxes including	
liens—1950 collections . . . . .	27,414.55
Current taxes—1950 collections..	105,430.21
Emergency borrowings . . . . .	.....

<b>TOTAL RECEIPTS AND REVENUES REALIZED . . . . .</b>	<b>\$166,176.94</b>
-------------------------------------------------------	---------------------

**CAPITAL OUTLAY—1950**

Beaches and boardwalks . . . . .	.....
Buildings and equipment . . . . .	\$11,459.70
Parks and playgrounds . . . . .	.....
Sewers . . . . .	.....
Streets, roads and bridges . . . . .	.....
Water supply . . . . .	.....
Other . . . . .	.....

<b>Tax rate . . . . .</b>	<b>\$9.28</b>
Local school tax rate . . . . .	4.69
County tax rate . . . . .	1.71
Local purpose tax rate . . . . .	2.88

**TAXES**

Local school tax . . . . .	\$73,913.45	
County taxes . . . . .	27,026.68	
Special district taxes . . . . .	.....	
Local purpose levy . . . . .	.....	\$100,940.13
		45,186.55
<b>Total tax levy (tax duplicate) ..</b>		<b>\$146,126.68</b>

<b>Per Capita Total Tax Levy . . . . .</b>	<b>\$40.99</b>
--------------------------------------------	----------------

<b>Current</b>	
1950 taxes levied (total) . . . . .	\$146,132.84
Collected in 1950 . . . . .	105,430.21
Per cent of levy collected in 1950 . . . . .	72.14
Transferred to liens . . . . .	.....
Cancelled, abated or adjusted . . . . .	51.09
Outstanding December 31, 1950 ..	\$40,651.54

<b>All Prior Years Outstanding</b>	
Balance January 1, 1950 . . . . .	\$41,095.56
Collected in 1950 . . . . .	27,414.55
Balance December 31, 1950 . . . . .	\$11,912.87

<b>Tax Title Liens Outstanding</b>	
Balance January 1, 1950 . . . . .	\$615.68
Redeemed by cash . . . . .	.....
Balance December 31, 1950 . . . . .	\$615.68

<b>Property Acquired by Deed or Foreclosure</b>	
Balance January 1, 1950 . . . . .	\$1,000.00
Sale for cash . . . . .	200.00
Balance December 31, 1950 . . . . .	\$800.00

**CAPITAL DEBT, DECEMBER 31, 1950**

<b>Gross Debt</b>	
School debt . . . . .	\$53,000.00
Self-liquidating debt. . . . .	.....
Other capital debt . . . . .	5,000.00

<b>TOTAL GROSS DEBT . . . . .</b>	<b>\$58,000.00</b>
<b>Per Capita Gross Debt . . . . .</b>	<b>\$16.27</b>

<b>Deductions for</b>	
School debt . . . . .	\$53,000.00
Self-liquidating debt. . . . .	.....
Other capital debt . . . . .	.....

<b>TOTAL DEDUCTIONS . . . . .</b>	<b>53,000.00</b>
<b>NET DEBT . . . . .</b>	<b>\$5,000.00</b>

<b>Average Assessed Valuations</b>	
Real Property 1948-1949-1950..	\$1,335,388.00
Per Cent of Net Debt . . . . .	0.37

<b>CURRENT FINANCES DECEMBER 31, 1950</b>	
Cash . . . . .	\$50,252.60
Taxes receivable . . . . .	52,564.41
Tax title liens . . . . .	615.68
Foreclosed property . . . . .	800.00
Accounts receivable . . . . .	5,246.98
State road aid receivable . . . . .	.....
Emergencies and deferred charges ..	261.82

<b>TOTAL ASSETS . . . . .</b>	<b>\$109,741.49</b>
-------------------------------	---------------------

Cash liabilities . . . . .	\$20,175.21
Reserves . . . . .	59,227.07
Surplus revenue . . . . .	30,339.21

<b>TOTAL LIABILITIES AND SURPLUS . . . . .</b>	<b>\$109,741.49</b>
------------------------------------------------	---------------------

## WARREN TOWNSHIP—SOMERSET COUNTY

Population Census, 1950—3,225  
1940—2,139

Land Area 19.3 sq. mi.

Net Valuation Taxable \$2,115,515

### EXPENDITURES AND REQUIRED PAYMENTS FOR 1950

<b>General Government</b>	
Administrative and executive .....	\$8,750.00
Assessment and collection of taxes	4,265.00
Finance Department .....	.....
<b>Protection to Persons &amp; Property</b>	
Fire .....	3,000.00
Police .....	475.00
Other .....	.....
<b>Streets and Roads</b>	
Repairs and maintenance .....	30,093.33
Street lighting .....	.....
<b>Sanitation</b>	
Street cleaning .....	.....
Garbage and ash removal .....	.....
Sewers .....	.....
<b>Health and Charities</b>	
Health service .....	.....
Poor (including relief) .....	1,850.00
Hospitals (aid and maintenance) ..	300.00
Other .....	475.00
<b>Recreation</b>	
Beaches and boardwalks .....	.....
Parks and playgrounds .....	.....
Other .....	.....
<b>Educational</b>	
(Exclusive of school districts) ..	.....
<b>Unclassified Purposes</b>	
(Including contingent) .....	200.00
<b>SUB-TOTAL—Municipal functions..</b>	<b>\$49,408.33</b>

<b>Per Capita—Municipal functions ..</b>	<b>\$15.32</b>
Capital imp'ts and capital imp't fund	\$6,000.00
<b>Debt Service</b>	
Principal payments ..	.....
Interest payments ..	\$100.00
<b>Total .....</b>	<b>100.00</b>
<b>Per Capita Debt Service .....</b>	
<b>.....</b>	<b>\$0.03</b>
<b>Deferred Charges and Statutory Expenditures</b>	
Emergencies .....	.....
Other deferred chgs.	\$300.00
<b>Total .....</b>	<b>300.00</b>

<b>TOTAL—Municipal expenditures ...</b>	<b>\$55,808.33</b>
<b>Required Payments for Local School, County, and Special District Taxes .....</b>	
<b>.....</b>	<b>110,808.20</b>

<b>TOTAL EXPENDITURES AND REQUIRED PAYMENTS .....</b>	<b>\$166,616.53</b>
Reserve for uncollected taxes .....	\$29,098.68
<b>GRAND TOTAL—Budget .....</b>	<b>\$195,715.21</b>

### RECEIPTS AND REVENUES REALIZED IN 1950 TO MEET EXPENDITURES AND REQUIRED PAYMENTS

Surplus revenue appropriated ..	\$15,000.00
Miscellaneous revenues realized.	24,623.23
State aid revenues realized .....	.....
Delinquent taxes including	.....
liens—1950 collections .....	22,381.91
Current taxes—1950 collections..	119,368.66
Emergency borrowings .....	.....
<b>TOTAL RECEIPTS AND REVENUES REALIZED .....</b>	<b>\$181,373.80</b>

### CAPITAL OUTLAY—1950

Beaches and boardwalks .....	.....
Buildings and equipment .....	.....
Parks and playgrounds .....	.....
Sewers .....	.....
Streets, roads and bridges .....	\$1,130.97
Water supply .....	.....
Other .....	.....

<b>Tax rate .....</b>	<b>\$6.72</b>
Local school tax rate .....	4.31
County tax rate .....	0.93
Local purpose tax rate .....	1.48

### TAXES

Local school tax ...	\$91,211.60
County taxes .....	19,596.60
Special district taxes .....	.....
<b>Local purpose levy .....</b>	<b>\$110,808.20</b>
<b>.....</b>	<b>31,255.78</b>
<b>Total tax levy (tax duplicate) ..</b>	<b>\$142,063.98</b>
<b>Per Capita Total Tax Levy .....</b>	
<b>.....</b>	<b>\$44.05</b>

<b>Current</b>	
1950 taxes levied (total) .....	\$142,300.38
Collected in 1950 .....	119,368.66
Per cent of levy collected in 1950 ...	83.88
Transferred to liens .....	1,678.08
Cancelled, abated or adjusted .....	1,826.34
Outstanding December 31, 1950 ..	\$19,427.30

<b>All Prior Years Outstanding</b>	
Balance January 1, 1950 .....	\$23,886.80
Collected in 1950 .....	21,209.69
Balance December 31, 1950 .....	\$1,250.11

<b>Tax Title Liens Outstanding</b>	
Balance January 1, 1950 .....	\$34,774.71
Redeemed by cash .....	1,172.22
Balance December 31, 1950 .....	\$35,521.02

<b>Property Acquired by Deed or Foreclosure</b>	
Balance January 1, 1950 .....	.....
Sale for cash .....	.....
Balance December 31, 1950 .....	.....

### CAPITAL DEBT, DECEMBER 31, 1950

<b>Gross Debt</b>	
School debt .....	\$110,000.00
Self-liquidating debt. ....	.....
Other capital debt ..	4,000.00
<b>TOTAL GROSS DEBT .....</b>	<b>\$114,000.00</b>
<b>Per Capita Gross Debt .....</b>	<b>\$35.35</b>

<b>Deductions for</b>	
School debt .....	\$110,000.00
Self-liquidating debt. ....	.....
Other capital debt ..	.....
<b>TOTAL DEDUCTIONS .....</b>	<b>110,000.00</b>
<b>NET DEBT .....</b>	<b>\$4,000.00</b>

<b>Average Assessed Valuations</b>	
Real Property 1948-1949-1950..	\$1,954,032.00
Per Cent of Net Debt .....	0.20

### CURRENT FINANCES DECEMBER 31, 1950

Cash .....	\$65,207.63
Taxes receivable .....	20,677.41
Tax title liens .....	35,521.02
Foreclosed property .....	.....
Accounts receivable .....	38.35
State road aid receivable .....	4,785.80
Emergencies and deferred charges ..	.....
<b>TOTAL ASSETS .....</b>	<b>\$126,230.21</b>

Cash liabilities .....	\$17,948.64
Reserves .....	56,236.78
Surplus revenue .....	52,044.79
<b>TOTAL LIABILITIES AND SURPLUS .....</b>	<b>\$126,230.21</b>

**WASHINGTON BOROUGH—WARREN COUNTY**

Population Census, 1950—4,789  
1940—4,643

Land Area 2.0 sq. mi.

Net Valuation Taxable \$5,073,833

**EXPENDITURES AND RE-REQUIRED PAYMENTS FOR 1950**

<b>General Government</b>	
Administrative and executive .....	\$13,715.41
Assessment and collection of taxes	4,610.00
Finance Department .....	.....
<b>Protection to Persons &amp; Property</b>	
Fire .....	10,500.00
Police .....	18,080.00
Other .....	.....
<b>Streets and Roads</b>	
Repairs and maintenance .....	22,800.00
Street lighting .....	6,600.00
<b>Sanitation</b>	
Street cleaning .....	.....
Garbage and ash removal .....	10,495.00
Sewers .....	10,396.20
<b>Health and Charities</b>	
Health service .....	2,275.00
Poor (including relief) .....	505.00
Hospitals (aid and maintenance) .....	.....
Other .....	.....
<b>Recreation</b>	
Beaches and boardwalks .....	.....
Parks and playgrounds .....	4,463.00
Other .....	.....
<b>Educational</b> (Exclusive of school districts) ..	
.....	3,510.00
<b>Unclassified Purposes</b> (Including contingent) .....	
.....	5,450.00
<b>SUB-TOTAL—Municipal functions..</b>	<b>\$113,399.61</b>

<b>Per Capita—Municipal functions .....</b>	
.....	\$23.68
Capital imp'ts and capital imp't fund	\$4,000.00
<b>Debt Service</b>	
Principal payments ..	\$11,500.00
Interest payments ..	4,099.84
Total .....	15,599.84
<b>Per Capita Debt Service .....</b>	
.....	\$3.26
<b>Deferred Charges and Statutory Expenditures</b>	
Emergencies .....	.....
Other deferred chgs. .....	\$524.00
Total .....	524.00

<b>TOTAL—Municipal expenditures ...</b>	<b>\$133,523.45</b>
<b>Required Payments for Local School, County, and Special District Taxes .....</b>	
.....	191,583.96

<b>TOTAL EXPENDITURES AND REQUIRED PAYMENTS .....</b>	<b>\$325,107.41</b>
Reserve for uncollected taxes .....	\$32,193.07
<b>GRAND TOTAL—Budget .....</b>	<b>\$357,300.48</b>

<b>RECEIPTS AND REVENUES REALIZED IN 1950 TO MEET EXPENDITURES AND RE-REQUIRED PAYMENTS</b>	
Surplus revenue appropriated ..	\$12,500.00
Miscellaneous revenues realized.	33,667.65
State aid revenues realized .....	7,066.63
Delinquent taxes including	.....
liens—1950 collections .....	29,558.78
Current taxes—1950 collections..	264,435.25
Emergency borrowings .....	.....
<b>TOTAL RECEIPTS AND REVENUES REALIZED .....</b>	<b>\$347,228.31</b>

**CAPITAL OUTLAY—1950**

Beaches and boardwalks .....	.....
Buildings and equipment .....	\$74.75
Parks and playgrounds .....	.....
Sewers .....	76,785.57
Streets, roads and bridges .....	.....
Water supply .....	.....
Other .....	.....

<b>Tax rate .....</b>	<b>\$5.69</b>
Local school tax rate .....	2.38
County tax rate .....	1.40
Local purpose tax rate .....	1.91

**TAXES**

Local school tax ...	\$120,556.00	
County taxes .....	71,027.96	
Special district taxes .....	.....	
Local purpose levy .....	.....	\$191,583.96
.....	.....	100,178.27
Total tax levy (tax duplicate) ..	.....	<u>\$291,762.23</u>
<b>Per Capita Total Tax Levy .....</b>	<b>\$60.92</b>	

<b>Current</b>	
1950 taxes levied (total) .....	\$293,764.00
Collected in 1950 .....	264,435.25
Per cent of levy collected in 1950 ...	90.01
Transferred to liens .....	534.28
Cancelled, abated or adjusted .....	1,212.67
Outstanding December 31, 1950 ..	<u>\$27,581.80</u>

<b>All Prior Years Outstanding</b>	
Balance January 1, 1950 .....	\$40,609.75
Collected in 1950 .....	29,081.76
Balance December 31, 1950 .....	<u>\$7,216.22</u>

<b>Tax Title Liens Outstanding</b>	
Balance January 1, 1950 .....	\$1,894.46
Redeemed by cash .....	477.02
Balance December 31, 1950 .....	<u>\$2,355.38</u>

<b>Property Acquired by Deed or Foreclosure</b>	
Balance January 1, 1950 .....	.....
Sale for cash .....	.....
Balance December 31, 1950 .....	<u>.....</u>

**CAPITAL DEBT, DECEMBER 31, 1950**

<b>Gross Debt</b>	
School debt .....	\$287,000.00
Self-liquidating debt.	.....
Other capital debt ..	222,760.00
<b>TOTAL GROSS DEBT .....</b>	<b>\$509,760.00</b>
<b>Per Capita Gross Debt .....</b>	<b>\$106.44</b>

<b>Deductions for</b>	
School debt .....	\$287,000.00
Self-liquidating debt.	.....
Other capital debt ..	.....
<b>TOTAL DEDUCTIONS .....</b>	<b>287,000.00</b>
<b>NET DEBT .....</b>	<b>\$222,760.00</b>

<b>Average Assessed Valuations</b>	
Real Property 1948-1949-1950..	\$4,160,440.00
Per Cent of Net Debt .....	5.35

<b>CURRENT FINANCES DECEMBER 31, 1950</b>	
Cash .....	\$76,421.92
Taxes receivable .....	34,798.02
Tax title liens .....	2,355.38
Foreclosed property .....	.....
Accounts receivable .....	.....
State road aid receivable .....	2,000.00
Emergencies and deferred charges ..	.....
<b>TOTAL ASSETS .....</b>	<b>\$115,575.32</b>
Cash liabilities .....	\$30,157.91
Reserves .....	37,153.40
Surplus revenue .....	48,264.01
<b>TOTAL LIABILITIES AND SURPLUS .....</b>	<b>\$115,575.32</b>

# WASHINGTON TOWNSHIP—BERGEN COUNTY

Population Census, 1950—1,103  
1940—491

Land Area 3.1 sq. mi.

Net Valuation Taxable \$1,357,178

## EXPENDITURES AND RE- QUIRED PAYMENTS FOR 1950

<b>General Government</b>	
Administrative and executive . . .	\$8,785.00
Assessment and collection of taxes	3,650.00
Finance Department . . . . .	.....
<b>Protection to Persons &amp; Property</b>	
Fire . . . . .	6,720.00
Police . . . . .	10,010.00
Other . . . . .	.....
<b>Streets and Roads</b>	
Repairs and maintenance . . . . .	3,275.00
Street lighting . . . . .	.....
<b>Sanitation</b>	
Street cleaning . . . . .	.....
Garbage and ash removal . . . . .	.....
Sewers . . . . .	.....
<b>Health and Charities</b>	
Health service . . . . .	1,087.90
Poor (including relief) . . . . .	250.00
Hospitals (aid and maintenance) . . . . .	.....
Other . . . . .	.....
<b>Recreation</b>	
Beaches and boardwalks . . . . .	.....
Parks and playgrounds . . . . .	.....
Other . . . . .	.....
<b>Educational</b>	
(Exclusive of school districts) . . . . .	.....
<b>Unclassified Purposes</b>	
(Including contingent) . . . . .	200.00
<b>SUB-TOTAL—Municipal functions..</b>	<b>\$33,977.90</b>

<b>Per Capita—Municipal functions . . .</b>	<b>\$30.80</b>
Capital imp'ts and capital imp't fund	\$2,000.00
<b>Debt Service</b>	
Principal payments . . . . .	\$2,000.00
Interest payments . . . . .	70.00
<b>Total . . . . .</b>	<b>2,070.00</b>
<b>Per Capita Debt Service . . . . .</b>	<b>\$1.88</b>
<b>Deferred Charges and Statutory Expenditures</b>	
Emergencies . . . . .	\$500.00
Other deferred chgs. . . . .	2,074.60
<b>Total . . . . .</b>	<b>2,574.60</b>

<b>TOTAL—Municipal expenditures . .</b>	<b>\$40,622.50</b>
<b>Required Payments for Local School, County, and Special District Taxes . . . . .</b>	
	62,631.26

<b>TOTAL EXPENDITURES AND REQUIRED PAYMENTS . . . . .</b>	<b>\$103,253.76</b>
Reserve for uncollected taxes . . . . .	\$13,330.34
<b>GRAND TOTAL—Budget . . . . .</b>	<b>\$116,584.10</b>

<b>RECEIPTS AND REVENUES REALIZED IN 1950 TO MEET EXPENDITURES AND REQUIRED PAYMENTS</b>	
Surplus revenue appropriated . . . . .	\$9,500.00
Miscellaneous revenues realized . . . . .	15,346.43
State aid revenues realized . . . . .	2,384.85
<b>Delinquent taxes including</b>	
liens—1950 collections . . . . .	8,001.70
Current taxes—1950 collections..	79,934.49
Emergency borrowings . . . . .	.....
<b>TOTAL RECEIPTS AND REVENUES REALIZED . . . . .</b>	<b>\$115,167.47</b>

<b>CAPITAL OUTLAY—1950</b>	
Beaches and boardwalks . . . . .	.....
Buildings and equipment . . . . .	\$13,550.02
Parks and playgrounds . . . . .	.....
Sewers . . . . .	.....
Streets, roads and bridges . . . . .	10,506.38
Water supply . . . . .	.....
Other . . . . .	.....

<b>Tax rate . . . . .</b>	<b>\$6.59</b>
Local school tax rate . . . . .	3.76
County tax rate . . . . .	0.85
Local purpose tax rate . . . . .	1.98

<b>TAXES</b>	
Local school tax . . . . .	\$51,049.55
County taxes . . . . .	11,581.71
Special district taxes . . . . .	.....

Local purpose levy . . . . .	\$62,631.26
	26,725.84
<b>Total tax levy (tax duplicate) . .</b>	<b>\$89,357.10</b>

<b>Per Capita Total Tax Levy . . . . .</b>	<b>\$81.01</b>
<b>Current</b>	
1950 taxes levied (total) . . . . .	\$90,859.98
Collected in 1950 . . . . .	79,934.49
Per cent of levy collected in 1950 . . . . .	87.98
Transferred to liens . . . . .	2,216.32
Cancelled, abated or adjusted . . . . .	750.43
Outstanding December 31, 1950 . . . . .	\$7,958.74

<b>All Prior Years Outstanding</b>	
Balance January 1, 1950 . . . . .	\$8,145.49
Collected in 1950 . . . . .	7,506.68
Balance December 31, 1950 . . . . .	\$222.72

<b>Tax Title Liens Outstanding</b>	
Balance January 1, 1950 . . . . .	\$24,227.91
Redeemed by cash . . . . .	495.02
Balance December 31, 1950 . . . . .	\$23,576.56

<b>Property Acquired by Deed or Foreclosure</b>	
Balance January 1, 1950 . . . . .	\$17,685.00
Sale for cash . . . . .	.....
Balance December 31, 1950 . . . . .	\$19,825.00

<b>CAPITAL DEBT, DECEMBER 31, 1950</b>	
<b>Gross Debt</b>	
School debt . . . . .	.....
Self-liquidating debt. . . . .	.....
Other capital debt . . . . .	\$30,150.00
<b>TOTAL GROSS DEBT . . . . .</b>	<b>\$30,150.00</b>
<b>Per Capita Gross Debt . . . . .</b>	<b>\$27.33</b>

<b>Deductions for</b>	
School debt . . . . .	.....
Self-liquidating debt. . . . .	.....
Other capital debt . . . . .	.....
<b>TOTAL DEDUCTIONS . . . . .</b>	<b>.....</b>
<b>NET DEBT . . . . .</b>	<b>\$30,150.00</b>

<b>Average Assessed Valuations</b>	
Real Property 1948-1949-1950..	\$1,237,673.00
Per Cent of Net Debt . . . . .	2.43

<b>CURRENT FINANCES DECEMBER 31, 1950</b>	
Cash . . . . .	\$57,075.56
Taxes receivable . . . . .	8,181.46
Tax title liens . . . . .	23,576.56
Foreclosed property . . . . .	19,825.00
Accounts receivable . . . . .	647.16
State road aid receivable . . . . .	4,290.00
Emergencies and deferred charges . . . . .	1,306.65
<b>TOTAL ASSETS . . . . .</b>	<b>\$114,902.39</b>

Cash liabilities . . . . .	\$39,424.33
Reserves . . . . .	52,230.18
Surplus revenue . . . . .	23,247.88

<b>TOTAL LIABILITIES AND SURPLUS . . . . .</b>	<b>\$114,902.39</b>
------------------------------------------------	---------------------

**WASHINGTON TOWNSHIP—BURLINGTON COUNTY**

Population Census, 1950—561      Land Area 107.12 sq. mi.      Net Valuation Taxable \$268,500  
 1940—518

**EXPENDITURES AND RE-REQUIRED PAYMENTS FOR 1950**

<b>General Government</b>	
Administrative and executive .....	\$1,680.00
Assessment and collection of taxes .....	730.00
Finance Department .....	275.00
<b>Protection to Persons &amp; Property</b>	
Fire .....	.....
Police .....	.....
Other .....	.....
<b>Streets and Roads</b>	
Repairs and maintenance .....	5,800.00
Street lighting .....	.....
<b>Sanitation</b>	
Street cleaning .....	.....
Garbage and ash removal .....	.....
Sewers .....	.....
<b>Health and Charities</b>	
Health service .....	125.00
Poor (including relief) .....	1,225.00
Hospitals (aid and maintenance) .....	.....
Other .....	.....
<b>Recreation</b>	
Beaches and boardwalks .....	.....
Parks and playgrounds .....	.....
Other .....	.....
<b>Educational</b>	
(Exclusive of school districts) ..	.....
<b>Unclassified Purposes</b>	
(Including contingent) .....	25.00
<b>SUB-TOTAL—Municipal functions..</b>	<b>\$9,860.00</b>

<b>Per Capita—Municipal functions .....</b>	
Capital imp'ts and capital imp't fund .....	\$17.58
Debt Service .....	\$200.00
Principal payments ..	.....
Interest payments ..	\$100.00
Total .....	100.00
<b>Per Capita Debt Service .....</b>	
<b>Deferred Charges and Statutory Expenditures</b>	<b>\$0.18</b>
Emergencies .....	\$500.00
Other deferred chgs. ....	714.10
Total .....	1,214.10
<b>TOTAL—Municipal expenditures ..</b>	<b>\$11,374.10</b>

**Required Payments for Local School, County, and Special District Taxes .....** 16,951.19

<b>TOTAL EXPENDITURES AND REQUIRED PAYMENTS .....</b>	<b>\$28,325.29</b>
Reserve for uncollected taxes .....	\$3,336.20
<b>GRAND TOTAL—Budget .....</b>	<b>\$31,661.49</b>

**RECEIPTS AND REVENUES REALIZED IN 1950 TO MEET EXPENDITURES AND RE-REQUIRED PAYMENTS**

Surplus revenue appropriated ..	\$1,600.00
Miscellaneous revenues realized. ....	3,441.41
State aid revenues realized .....	2,084.00
Delinquent taxes including	.....
liens—1950 collections .....	3,642.53
Current taxes—1950 collections..	20,815.38
Emergency borrowings .....	.....

**TOTAL RECEIPTS AND REVENUES REALIZED .....** **\$31,583.32**

**CAPITAL OUTLAY—1950**

Beaches and boardwalks .....	.....
Buildings and equipment .....	.....
Parks and playgrounds .....	.....
Sewers .....	.....
Streets, roads and bridges .....	.....
Water supply .....	.....
Other .....	.....

<b>Tax rate .....</b>	<b>\$8.80</b>
Local school tax rate .....	4.36
County tax rate .....	1.95
Local purpose tax rate .....	2.49

**TAXES**

Local school tax ...	\$11,707.51	
County taxes .....	5,243.68	
Special district taxes .....	.....	
Local purpose levy .....	.....	\$16,951.19
		6,631.30
<b>Total tax levy (tax duplicate) ..</b>		<b>\$23,582.49</b>

**Per Capita Total Tax Levy .....** **\$42.04**

<b>Current</b>	
1950 taxes levied (total) .....	\$23,656.60
Collected in 1950 .....	20,815.38
Per cent of levy collected in 1950 ...	87.99
Transferred to liens .....	985.60
Cancelled, abated or adjusted .....	8.80
Outstanding December 31, 1950 ..	\$1,846.82

<b>All Prior Years Outstanding</b>	
Balance January 1, 1950 .....	\$2,779.14
Collected in 1950 .....	2,741.20
Balance December 31, 1950 .....	\$27.71

<b>Tax Title Liens Outstanding</b>	
Balance January 1, 1950 .....	\$9,585.48
Redeemed by cash .....	901.33
Balance December 31, 1950 .....	\$9,669.75

<b>Property Acquired by Deed or Foreclosure</b>	
Balance January 1, 1950 .....	.....
Sale for cash .....	.....
Balance December 31, 1950 .....	.....

**CAPITAL DEBT, DECEMBER 31, 1950**

<b>Gross Debt</b>	
School debt .....	.....
Self-liquidating debt. ....	.....
Other capital debt ..	.....
<b>TOTAL GROSS DEBT .....</b>	<b>.....</b>
<b>Per Capita Gross Debt .....</b>	<b>.....</b>

<b>Deductions for</b>	
School debt .....	.....
Self-liquidating debt. ....	.....
Other capital debt ..	.....
<b>TOTAL DEDUCTIONS .....</b>	<b>.....</b>
<b>NET DEBT .....</b>	<b>.....</b>

**Average Assessed Valuations**  
**Real Property 1948-1949-1950..** \$260,775.00  
**Per Cent of Net Debt .....** .....

**CURRENT FINANCES DECEMBER 31, 1950**

Cash .....	\$8,780.27
Taxes receivable .....	1,874.53
Tax title liens .....	9,669.75
Foreclosed property .....	.....
Accounts receivable .....	164.27
State road aid receivable .....	.....
Emergencies and deferred charges ..	.....

**TOTAL ASSETS .....** **\$20,488.82**

Cash liabilities .....	\$3,904.22
Reserves .....	11,708.55
Surplus revenue .....	4,876.05

**TOTAL LIABILITIES AND SURPLUS .....** **\$20,488.82**

**WASHINGTON TOWNSHIP—GLOUCESTER COUNTY**

Population Census, 1950—2,493      Land Area 22.32 sq. mi.      Net Valuation Taxable \$1,446,845  
 1940—2,048

<b>EXPENDITURES AND REQUIRED PAYMENTS FOR 1950</b>	
<b>General Government</b>	
Administrative and executive .....	\$4,592.22
Assessment and collection of taxes .....	2,091.43
Finance Department .....	.....
<b>Protection to Persons &amp; Property</b>	
Fire .....	2,000.00
Police .....	1,962.75
Other .....	.....
<b>Streets and Roads</b>	
Repairs and maintenance .....	12,772.68
Street lighting .....	1,733.57
<b>Sanitation</b>	
Street cleaning .....	.....
Garbage and ash removal .....	104.00
Sewers .....	.....
<b>Health and Charities</b>	
Health service .....	1,064.05
Poor (including relief) .....	1,236.00
Hospitals (aid and maintenance) .....	.....
Other .....	.....
<b>Recreation</b>	
Beaches and boardwalks .....	.....
Parks and playgrounds .....	.....
Other .....	.....
<b>Educational</b> (Exclusive of school districts) ..	
.....	.....
<b>Unclassified Purposes</b> (Including contingent) .....	
.....	105.95
<b>SUB-TOTAL—Municipal functions..</b>	<b>\$27,662.65</b>
<b>Per Capita—Municipal functions .....</b>	
.....	<b>\$11.10</b>
Capital imp'ts and capital imp't fund .....	\$3,333.33
<b>Debt Service</b>	
Principal payments ..	.....
Interest payments ..	.....
Total .....	.....
<b>Per Capita Debt Service .....</b>	
.....	.....
<b>Deferred Charges and Statutory Expenditures</b>	
Emergencies .....	.....
Other deferred chgs. ....	.....
Total .....	.....
<b>TOTAL—Municipal expenditures ...</b>	<b>\$30,995.98</b>
<b>Required Payments for Local School, County, and Special District Taxes .....</b>	
.....	76,556.20
<b>TOTAL EXPENDITURES AND REQUIRED PAYMENTS .....</b>	<b>\$107,552.18</b>
Reserve for uncollected taxes .....	\$15,617.29
<b>GRAND TOTAL—Budget .....</b>	<b>\$123,169.47</b>
<b>RECEIPTS AND REVENUES REALIZED IN 1950 TO MEET EXPENDITURES AND REQUIRED PAYMENTS</b>	
Surplus revenue appropriated ..	\$12,000.00
Miscellaneous revenues realized. .	22,200.17
State aid revenues realized .....	10,493.00
Delinquent taxes including	.....
Liens—1950 collections .....	11,776.30
Current taxes—1950 collections..	65,928.62
Emergency borrowings .....	.....
<b>TOTAL RECEIPTS AND REVENUES REALIZED .....</b>	<b>\$122,398.09</b>

<b>Tax rate .....</b>	<b>\$5.44</b>
Local school tax rate .....	4.29
County tax rate .....	1.00
Local purpose tax rate ....	0.15
<b>TAXES</b>	
Local school tax ...	\$62,122.61
County taxes .....	14,433.59
Special district taxes .....	.....
Local purpose levy .....	\$76,556.20
.....	1,887.17
<b>Total tax levy (tax duplicate) ..</b>	<b>\$78,443.37</b>
<b>Per Capita Total Tax Levy .....</b>	<b>\$31.47</b>
<b>Current</b>	
1950 taxes levied (total) .....	\$78,909.58
Collected in 1950 .....	65,928.62
Per cent of levy collected in 1950 ...	83.54
Transferred to liens .....	841.84
Cancelled, abated or adjusted ....	284.33
Outstanding December 31, 1950 ..	\$11,854.79
<b>All Prior Years Outstanding</b>	
Balance January 1, 1950 .....	\$14,327.82
Collected in 1950 .....	11,675.86
Balance December 31, 1950 .....	\$2,387.98
<b>Tax Title Liens Outstanding</b>	
Balance January 1, 1950 .....	\$5,288.42
Redeemed by cash .....	100.44
Balance December 31, 1950 .....	\$5,631.36
<b>Property Acquired by Deed or Foreclosure</b>	
Balance January 1, 1950 .....	\$9,448.54
Sale for cash .....	540.85
Balance December 31, 1950 .....	\$8,329.83

**CAPITAL DEBT, DECEMBER 31, 1950**

<b>Gross Debt</b>	
School debt .....	\$8,000.00
Self-liquidating debt. ....	.....
Other capital debt ..	.....
<b>TOTAL GROSS DEBT .....</b>	<b>\$8,000.00</b>
<b>Per Capita Gross Debt .....</b>	<b>\$3.21</b>
<b>Deductions for</b>	
School debt .....	\$8,000.00
Self-liquidating debt. ....	.....
Other capital debt ..	.....
<b>TOTAL DEDUCTIONS .....</b>	<b>8,000.00</b>
<b>NET DEBT .....</b>	<b>.....</b>

**Average Assessed Valuations**  
 Real Property 1948-1949-1950.. \$1,308,767.00  
 Per Cent of Net Debt .....

**CURRENT FINANCES DECEMBER 31, 1950**

Cash .....	\$79,502.60
Taxes receivable .....	14,242.77
Tax title liens .....	5,631.36
Foreclosed property .....	8,329.83
Accounts receivable .....	410.00
State road aid receivable .....	4,455.00
Emergencies and deferred charges ..	.....
<b>TOTAL ASSETS .....</b>	<b>\$112,571.56</b>
Cash liabilities .....	\$6,879.29
Reserves .....	28,613.96
Surplus revenue .....	77,078.31
<b>TOTAL LIABILITIES AND SURPLUS .....</b>	<b>\$112,571.56</b>

**CAPITAL OUTLAY—1950**

Beaches and boardwalks .....	.....
Buildings and equipment .....	.....
Parks and playgrounds .....	.....
Sewers .....	.....
Streets, roads and bridges .....	.....
Water supply .....	.....
Other .....	.....

## WASHINGTON TOWNSHIP—MERCER COUNTY

Population Census, 1950—1,848  
1940—1,365

Land Area 20.7 sq. mi.

Net Valuation Taxable \$1,810,046

<b>EXPENDITURES AND RE- QUIRED PAYMENTS FOR 1950</b>	
<b>General Government</b>	
Administrative and executive .....	\$3,514.04
Assessment and collection of taxes .....	1,519.90
Finance Department .....	200.00
<b>Protection to Persons &amp; Property</b>	
Fire .....	1,250.00
Police .....	3,444.98
Other .....	.....
<b>Streets and Roads</b>	
Repairs and maintenance .....	18,951.48
Street lighting .....	1,207.46
<b>Sanitation</b>	
Street cleaning .....	.....
Garbage and ash removal .....	.....
Sewers .....	.....
<b>Health and Charities</b>	
Health service .....	750.50
Poor (including relief) .....	1,740.00
Hospitals (aid and maintenance) .....	.....
Other .....	346.45
<b>Recreation</b>	
Beaches and boardwalks .....	.....
Parks and playgrounds .....	.....
Other .....	.....
<b>Educational</b>	
(Exclusive of school districts) ..	.....
<b>Unclassified Purposes</b>	
(Including contingent) .....	1,588.75
<b>SUB-TOTAL—Municipal functions..</b>	<b>\$34,513.56</b>

<b>Per Capita—Municipal functions .....</b>	<b>\$18.68</b>
Capital imp'ts and capital imp't fund .....	\$14,194.44
<b>Debt Service</b>	
Principal payments .....	.....
Interest payments .....	.....
Total .....	.....
<b>Per Capita Debt Service .....</b>	
<b>Deferred Charges and Statutory Expenditures</b>	
Emergencies .....	.....
Other deferred chgs. ....	.....
Total .....	.....

<b>TOTAL—Municipal expenditures ..</b>	<b>\$48,708.00</b>
<b>Required Payments for Local School, County, and Special District Taxes .....</b>	
	62,333.97
<b>TOTAL EXPENDITURES AND REQUIRED PAYMENTS .....</b>	<b>\$111,041.97</b>
Reserve for uncollected taxes .....	\$15,575.00
<b>GRAND TOTAL—Budget .....</b>	<b>\$126,616.97</b>

<b>RECEIPTS AND REVENUES REALIZED IN 1950 TO MEET EXPENDITURES AND REQUIRED PAYMENTS</b>	
Surplus revenue appropriated ..	\$11,000.00
Miscellaneous revenues realized ..	26,389.56
State aid revenues realized .....	15,132.06
<b>Delinquent taxes including</b>	
liens—1950 collections .....	10,652.78
Current taxes—1950 collections ..	74,069.60
Emergency borrowings .....	.....
<b>TOTAL RECEIPTS AND REVENUES REALIZED .....</b>	<b>\$137,244.00</b>

<b>CAPITAL OUTLAY—1950</b>	
Beaches and boardwalks .....	.....
Buildings and equipment .....	.....
Parks and playgrounds .....	.....
Sewers .....	.....
Streets, roads and bridges .....	.....
Water supply .....	.....
Other .....	.....

<b>Tax rate .....</b>	<b>\$4.65</b>
Local school tax rate .....	2.33
County tax rate .....	1.20
Local purpose tax rate .....	1.12
<b>TAXES</b>	
Local school tax ...	\$42,200.00
County taxes .....	20,133.97
Special district taxes .....	.....

Local purpose levy .....	\$62,333.97
	21,802.49
<b>Total tax levy (tax duplicate) ..</b>	<b>\$84,136.46</b>
<b>Per Capita Total Tax Levy .....</b>	
	<b>\$45.53</b>

<b>Current</b>	
1950 taxes levied (total) .....	\$84,338.66
Collected in 1950 .....	74,069.60
Per cent of levy collected in 1950 ...	87.82
Transferred to liens .....	19.78
Cancelled, abated or adjusted .....	77.43
Outstanding December 31, 1950 ..	\$10,171.85

<b>All Prior Years Outstanding</b>	
Balance January 1, 1950 .....	\$11,058.78
Collected in 1950 .....	10,297.30
Balance December 31, 1950 .....	\$620.22

<b>Tax Title Liens Outstanding</b>	
Balance January 1, 1950 .....	\$649.45
Redeemed by cash .....	355.48
Balance December 31, 1950 .....	\$324.00

<b>Property Acquired by Deed or Foreclosure</b>	
Balance January 1, 1950 .....	.....
Sale for cash .....	.....
Balance December 31, 1950 .....	.....

<b>CAPITAL DEBT, DECEMBER 31, 1950</b>	
<b>Gross Debt</b>	
School debt .....	.....
Self-liquidating debt. ....	.....
Other capital debt ..	.....
<b>TOTAL GROSS DEBT .....</b>	<b>.....</b>
<b>Per Capita Gross Debt .....</b>	<b>.....</b>

<b>Deductions for</b>	
School debt .....	.....
Self-liquidating debt. ....	.....
Other capital debt ..	.....
<b>TOTAL DEDUCTIONS .....</b>	<b>.....</b>
<b>NET DEBT .....</b>	<b>.....</b>

<b>Average Assessed Valuations</b>	
Real Property 1948-1949-1950 ..	\$1,452,399.00
Per Cent of Net Debt .....	.....

<b>CURRENT FINANCES DECEMBER 31, 1950</b>	
Cash .....	\$82,508.92
Taxes receivable .....	10,792.07
Tax title liens .....	324.00
Foreclosed property .....	.....
Accounts receivable .....	1,240.91
State road aid receivable .....	.....
Emergencies and deferred charges ..	.....
<b>TOTAL ASSETS .....</b>	<b>\$94,865.90</b>
Cash liabilities .....	\$22,911.51
Reserves .....	12,356.98
Surplus revenue .....	59,597.41
<b>TOTAL LIABILITIES AND SURPLUS .....</b>	<b>\$94,865.90</b>

## WASHINGTON TOWNSHIP—MORRIS COUNTY

Population Census, 1950—2,138  
1940—1,870

Land Area 45.1 sq. mi.

Net Valuation Taxable \$1,935,290

### EXPENDITURES AND RE- QUIRED PAYMENTS FOR 1950

<b>General Government</b>	
Administrative and executive .....	\$11,597.67
Assessment and collection of taxes .....	3,100.00
Finance Department .....	350.00
<b>Protection to Persons &amp; Property</b>	
Fire .....	2,000.00
Police .....	937.33
Other .....	.....
<b>Streets and Roads</b>	
Repairs and maintenance .....	46,205.55
Street lighting .....	.....
<b>Sanitation</b>	
Street cleaning .....	.....
Garbage and ash removal .....	.....
Sewers .....	.....
<b>Health and Charities</b>	
Health service .....	350.00
Poor (including relief) .....	275.00
Hospitals (aid and maintenance) .....	.....
Other .....	.....
<b>Recreation</b>	
Beaches and boardwalks .....	.....
Parks and playgrounds .....	.....
Other .....	.....
<b>Educational</b> (Exclusive of school districts) ..	.....
<b>Unclassified Purposes</b> (Including contingent) .....	200.00
<b>SUB-TOTAL—Municipal functions..</b>	<b>\$65,015.55</b>

<b>Per Capita—Municipal functions ....</b>	<b>\$30.41</b>
Capital imp'ts and capital imp't fund	\$6,000.00
<b>Debt Service</b>	
Principal payments ..	.....
Interest payments ..	.....

<b>Total .....</b>	<b>.....</b>
<b>Per Capita Debt Service .....</b>	<b>.....</b>
<b>Deferred Charges and Statutory Expenditures</b>	
Emergencies .....	\$1,200.00
Other deferred chgs. ....	265.04
<b>Total .....</b>	<b>1,465.04</b>
<b>TOTAL—Municipal expenditures ..</b>	<b>\$72,480.59</b>

<b>Required Payments for Local School, County, and Special District Taxes .....</b>	<b>79,598.58</b>
-------------------------------------------------------------------------------------	------------------

<b>TOTAL EXPENDITURES AND REQUIRED PAYMENTS .....</b>	<b>\$152,079.17</b>
Reserve for uncollected taxes .....	\$25,849.27
<b>GRAND TOTAL—Budget .....</b>	<b>\$177,928.44</b>

<b>RECEIPTS AND REVENUES REALIZED IN 1950 TO MEET EXPENDITURES AND REQUIRED PAYMENTS</b>	
Surplus revenue appropriated ..	\$18,000.00
Miscellaneous revenues realized ..	15,022.29
State aid revenues realized .....	8,285.00
Delinquent taxes including	
liens—1950 collections .....	14,080.65
Current taxes—1950 collections ..	108,037.62
Emergency borrowings .....	.....
<b>TOTAL RECEIPTS AND REVENUES REALIZED .....</b>	<b>\$163,425.56</b>

### CAPITAL OUTLAY—1950

Beaches and boardwalks .....	.....
Buildings and equipment .....	\$11,000.00
Parks and playgrounds .....	.....
Sewers .....	.....
Streets, roads and bridges .....	8,884.08
Water supply .....	.....
Other .....	.....

<b>Tax rate .....</b>	<b>\$6.67</b>
Local school tax rate .....	3.06
County tax rate .....	1.00
Local purpose tax rate .....	2.61

### TAXES

Local school tax ...	\$59,198.21	
County taxes .....	19,480.67	
Special district taxes .....	919.70	
Local purpose levy .....	.....	\$79,598.58
		50,394.86
<b>Total tax levy (tax duplicate) ..</b>	<b>.....</b>	<b>\$129,993.44</b>

<b>Per Capita Total Tax Levy .....</b>	<b>\$60.80</b>
----------------------------------------	----------------

<b>Current</b>	
1950 taxes levied (total) .....	\$130,228.16
Collected in 1950 .....	108,037.62
Per cent of levy collected in 1950 ...	82.96
Transferred to liens .....	353.50
Cancelled, abated or adjusted ..	201.94
Outstanding December 31, 1950 ..	\$21,635.10

<b>All Prior Years Outstanding</b>	
Balance January 1, 1950 .....	\$20,787.32
Collected in 1950 .....	14,063.92
Balance December 31, 1950 .....	\$6,612.98

<b>Tax Title Liens Outstanding</b>	
Balance January 1, 1950 .....	\$4,274.50
Redeemed by cash .....	16.73
Balance December 31, 1950 .....	\$4,611.27

<b>Property Acquired by Deed or Foreclosure</b>	
Balance January 1, 1950 .....	.....
Sale for cash .....	.....
Balance December 31, 1950 .....	.....

### CAPITAL DEBT, DECEMBER 31, 1950

<b>Gross Debt</b>	
School debt .....	\$175,000.00
Self-liquidating debt .....	.....
Other capital debt ..	.....
<b>TOTAL GROSS DEBT .....</b>	<b>\$175,000.00</b>
<b>Per Capita Gross Debt .....</b>	<b>\$81.85</b>

<b>Deductions for</b>	
School debt .....	\$96,693.00
Self-liquidating debt .....	.....
Other capital debt ..	.....
<b>TOTAL DEDUCTIONS .....</b>	<b>96,693.00</b>
<b>NET DEBT .....</b>	<b>\$78,307.00</b>

<b>Average Assessed Valuations</b>	
Real Property 1948-1949-1950 ..	\$1,611,548.00
Per Cent of Net Debt .....	4.85

### CURRENT FINANCES DECEMBER 31, 1950

Cash .....	\$40,532.86
Taxes receivable .....	28,248.08
Tax title liens .....	4,611.27
Foreclosed property .....	.....
Accounts receivable .....	591.34
State road aid receivable .....	3,600.00
Emergencies and deferred charges ..	900.00
<b>TOTAL ASSETS .....</b>	<b>\$78,483.55</b>

Cash liabilities .....	\$5,928.49
Reserves .....	33,450.69
Surplus revenue .....	39,104.37
<b>TOTAL LIABILITIES AND SURPLUS .....</b>	<b>\$78,483.55</b>

**WASHINGTON TOWNSHIP—WARREN COUNTY**

Population Census, 1950—1,761      Land Area 17.5 sq. mi.      Net Valuation Taxable \$1,429,129  
 1940—1,320

<b>EXPENDITURES AND REQUIRED PAYMENTS FOR 1950</b>	
<b>General Government</b>	
Administrative and executive .....	\$2,795.00
Assessment and collection of taxes .....	1,100.00
Finance Department .....	100.00
<b>Protection to Persons &amp; Property</b>	
Fire .....	500.00
Police .....	1,380.00
Other .....	.....
<b>Streets and Roads</b>	
Repairs and maintenance .....	15,690.00
Street lighting .....	580.00
<b>Sanitation</b>	
Street cleaning .....	.....
Garbage and ash removal .....	.....
Sewers .....	.....
<b>Health and Charities</b>	
Health service .....	550.00
Poor (including relief) .....	380.00
Hospitals (aid and maintenance) .....	.....
Other .....	.....
<b>Recreation</b>	
Beaches and boardwalks .....	.....
Parks and playgrounds .....	.....
Other .....	.....
<b>Educational</b>	
(Exclusive of school districts) ..	.....
<b>Unclassified Purposes</b>	
(Including contingent) .....	100.00
<b>SUB-TOTAL—Municipal functions..</b>	<b>\$23,175.00</b>
<b>Per Capita—Municipal functions ...</b>	
Capital imp'ts and capital imp't fund .....	\$13.16
<b>Debt Service</b>	
Principal payments ..	\$2,350.00
Interest payments ..	50.00
<b>Total .....</b>	<b>\$2,400.00</b>
<b>Per Capita Debt Service .....</b>	<b>\$1.36</b>
<b>Deferred Charges and Statutory Expenditures</b>	
Emergencies .....	.....
Other deferred chgs. ..	\$124.75
<b>Total .....</b>	<b>124.75</b>
<b>TOTAL—Municipal expenditures ...</b>	<b>\$25,699.75</b>
<b>Required Payments for Local School, County, and Special District Taxes .....</b>	
	<b>67,330.55</b>
<b>TOTAL EXPENDITURES AND REQUIRED PAYMENTS .....</b>	<b>\$93,030.30</b>
Reserve for uncollected taxes .....	\$12,313.54
<b>GRAND TOTAL—Budget .....</b>	<b>\$105,343.84</b>
<b>RECEIPTS AND REVENUES REALIZED IN 1950 TO MEET EXPENDITURES AND REQUIRED PAYMENTS</b>	
Surplus revenue appropriated ..	\$3,000.00
Miscellaneous revenues realized ..	9,706.83
State aid revenues realized .....	7,923.00
<b>Delinquent taxes including</b>	
liens—1950 collections .....	9,998.29
Current taxes—1950 collections..	67,482.15
Emergency borrowings .....	.....
<b>TOTAL RECEIPTS AND REVENUES REALIZED .....</b>	<b>\$98,110.27</b>

**CAPITAL OUTLAY—1950**

Beaches and boardwalks .....	.....
Buildings and equipment .....	.....
Parks and playgrounds .....	.....
Sewers .....	.....
Streets, roads and bridges .....	\$3,794.58
Water supply .....	.....
Other .....	.....

<b>Tax rate .....</b>	<b>\$5.38</b>
Local school tax rate .....	3.25
County tax rate .....	1.46
Local purpose tax rate .....	0.67

**TAXES**

Local school tax ...	\$46,515.09	
County taxes .....	20,815.46	
Special district taxes .....	.....	
Local purpose levy .....	.....	\$67,330.55
		9,590.29
<b>Total tax levy (tax duplicate) ..</b>		<b>\$76,920.84</b>
<b>Per Capita Total Tax Levy .....</b>	<b>\$43.68</b>	

<b>Current</b>	
1950 taxes levied (total) .....	\$77,484.09
Collected in 1950 .....	67,482.15
Per cent of levy collected in 1950 ...	87.09
Transferred to liens .....	144.40
Cancelled, abated or adjusted .....	136.50
Outstanding December 31, 1950 ..	\$9,721.04

<b>All Prior Years Outstanding</b>	
Balance January 1, 1950 .....	\$11,013.96
Collected in 1950 .....	9,998.29
Balance December 31, 1950 .....	\$755.17

<b>Tax Title Liens Outstanding</b>	
Balance January 1, 1950 .....	\$1,404.12
Redeemed by cash .....	.....
Balance December 31, 1950 .....	\$1,633.05

<b>Property Acquired by Deed or Foreclosure</b>	
Balance January 1, 1950 .....	.....
Sale for cash .....	.....
Balance December 31, 1950 .....	.....

**CAPITAL DEBT, DECEMBER 31, 1950**

<b>Gross Debt</b>	
School debt .....	\$115,234.00
Self-liquidating debt. ....	.....
Other capital debt ..	.....
<b>TOTAL GROSS DEBT .....</b>	<b>\$115,234.00</b>
<b>Per Capita Gross Debt .....</b>	<b>\$65.44</b>

<b>Deductions for</b>	
School debt .....	\$61,625.00
Self-liquidating debt. ....	.....
Other capital debt ..	.....
<b>TOTAL DEDUCTIONS .....</b>	<b>61,625.00</b>
<b>NET DEBT .....</b>	<b>\$53,609.00</b>

<b>Average Assessed Valuations</b>	
Real Property 1948-1949-1950..	\$1,027,085.00
Per Cent of Net Debt .....	5.21

**CURRENT FINANCES DECEMBER 31, 1950**

Cash .....	\$22,847.42
Taxes receivable .....	10,476.21
Tax title liens .....	1,633.05
Foreclosed property .....	.....
Accounts receivable .....	62.45
State road aid receivable .....	.....
Emergencies and deferred charges ..	.....
<b>TOTAL ASSETS .....</b>	<b>\$35,019.13</b>
Cash liabilities .....	\$13,937.93
Reserves .....	12,171.71
Surplus revenue .....	8,909.49
<b>TOTAL LIABILITIES AND SURPLUS .....</b>	<b>\$35,019.13</b>

## WATCHUNG BOROUGH—SOMERSET COUNTY

Population Census, 1950—1,815  
1940—1,158

Land Area 6.2 sq. mi.

Net Valuation Taxable \$1,539,101

### EXPENDITURES AND REQUIRED PAYMENTS FOR 1950

<b>General Government</b>	
Administrative and executive .....	\$13,871.99
Assessment and collection of taxes .....	6,150.03
Finance Department .....	250.00
<b>Protection to Persons &amp; Property</b>	
Fire .....	4,000.00
Police .....	13,967.98
Other .....	.....
<b>Streets and Roads</b>	
Repairs and maintenance .....	8,650.00
Street lighting .....	4,550.00
<b>Sanitation</b>	
Street cleaning .....	.....
Garbage and ash removal .....	.....
Sewers .....	200.00
<b>Health and Charities</b>	
Health service .....	1,260.00
Poor (including relief) .....	245.00
Hospitals (aid and maintenance) .....	100.00
Other .....	.....
<b>Recreation</b>	
Beaches and boardwalks .....	.....
Parks and playgrounds .....	.....
Other .....	1,000.00
<b>Educational</b>	
(Exclusive of school districts) ..	75.00
<b>Unclassified Purposes</b>	
(Including contingent) .....	2,000.00
<b>SUB-TOTAL—Municipal functions..</b>	<b>\$56,320.00</b>

<b>Per Capita—Municipal functions .....</b>	<b>\$31.03</b>
Capital imp'ts and capital imp't fund .....	\$25,651.27
<b>Debt Service</b>	
Principal payments ..	\$3,277.00
Interest payments ..	200.00
<b>Total .....</b>	<b>3,477.00</b>
<b>Per Capita Debt Service .....</b>	<b>\$1.92</b>
<b>Deferred Charges and Statutory Expenditures</b>	
Emergencies .....	\$1,000.00
Other deferred chgs. ....	.....
<b>Total .....</b>	<b>1,000.00</b>

<b>TOTAL—Municipal expenditures ..</b>	<b>\$86,448.27</b>
<b>Required Payments for Local School, County, and Special District Taxes .....</b>	<b>78,368.88</b>

<b>TOTAL EXPENDITURES AND REQUIRED PAYMENTS .....</b>	<b>\$164,817.15</b>
Reserve for uncollected taxes .....	\$14,627.30
<b>GRAND TOTAL—Budget .....</b>	<b>\$179,444.45</b>

### RECEIPTS AND REVENUES REALIZED IN 1950 TO MEET EXPENDITURES AND REQUIRED PAYMENTS

Surplus revenue appropriated ..	\$25,000.00
Miscellaneous revenues realized ..	26,416.42
State aid revenues realized .....	23,328.47
<b>Delinquent taxes including</b>	
liens—1950 collections .....	9,456.28
Current taxes—1950 collections..	93,464.48
Emergency borrowings .....	.....
<b>TOTAL RECEIPTS AND REVENUES REALIZED .....</b>	<b>\$177,665.65</b>

### CAPITAL OUTLAY—1950

Beaches and boardwalks .....	.....
Buildings and equipment .....	.....
Parks and playgrounds .....	.....
Sewers .....	.....
Streets, roads and bridges .....	\$38,181.74
Water supply .....	.....
Other .....	.....

<b>Tax rate .....</b>	<b>\$6.81</b>
Local school tax rate .....	4.16
County tax rate .....	0.93
Local purpose tax rate .....	1.72

### TAXES

Local school tax ..	\$64,070.00
County taxes .....	14,298.88
Special district taxes .....	.....
<b>Local purpose levy .....</b>	<b>\$78,368.88</b>
	26,290.07
<b>Total tax levy (tax duplicate) ..</b>	<b>\$104,658.95</b>
<b>Per Capita Total Tax Levy .....</b>	<b>\$57.66</b>

<b>Current</b>	
1950 taxes levied (total) .....	\$106,146.31
Collected in 1950 .....	93,464.48
Per cent of levy collected in 1950 ..	88.05
Transferred to liens .....	226.43
Cancelled, abated or adjusted .....	548.55
Outstanding December 31, 1950 ..	\$11,906.85

<b>All Prior Years Outstanding</b>	
Balance January 1, 1950 .....	\$11,084.98
Collected in 1950 .....	9,442.34
Balance December 31, 1950 .....	\$389.64

<b>Tax Title Liens Outstanding</b>	
Balance January 1, 1950 .....	\$2,141.50
Redeemed by cash .....	13.94
Balance December 31, 1950 .....	\$2,464.20

<b>Property Acquired by Deed or Foreclosure</b>	
Balance January 1, 1950 .....	\$800.00
Sale for cash .....	.....
Balance December 31, 1950 .....	\$800.00

### CAPITAL DEBT, DECEMBER 31, 1950

<b>Gross Debt</b>	
School debt .....	\$216,000.00
Self-liquidating debt. ....	.....
Other capital debt ..	38,708.00
<b>TOTAL GROSS DEBT .....</b>	<b>\$254,708.00</b>

<b>Per Capita Gross Debt .....</b>	<b>\$140.33</b>
------------------------------------	-----------------

<b>Deductions for</b>	
School debt .....	\$85,367.00
Self-liquidating debt. ....	.....
Other capital debt ..	10,558.00
<b>TOTAL DEDUCTIONS .....</b>	<b>95,525.00</b>

<b>NET DEBT .....</b>	<b>\$158,783.00</b>
-----------------------	---------------------

<b>Average Assessed Valuations</b>	
Real Property 1948-1949-1950 ..	\$1,422,789.00
Per Cent of Net Debt .....	11.15

### CURRENT FINANCES DECEMBER 31, 1950

Cash .....	\$50,845.17
Taxes receivable .....	12,746.49
Tax title liens .....	2,464.20
Foreclosed property .....	800.00
Accounts receivable .....	745.39
State road aid receivable .....	5,553.06
Emergencies and deferred charges ..	1,516.23
<b>TOTAL ASSETS .....</b>	<b>\$64,670.54</b>

Cash liabilities .....	\$21,275.54
Reserves .....	16,756.08
Surplus revenue .....	36,638.92

<b>TOTAL LIABILITIES AND SURPLUS .....</b>	<b>\$64,670.54</b>
--------------------------------------------	--------------------

**WATERFORD TOWNSHIP—CAMDEN COUNTY**

Population Census, 1950—3,008  
1940—2,750

Land Area 34.38 sq. mi.

Net Valuation Taxable \$1,333,216

**EXPENDITURES AND REQUIRED PAYMENTS FOR 1950**

<b>General Government</b>	
Administrative and executive . . .	\$5,657.00
Assessment and collection of taxes	4,425.00
Finance Department . . . . .	180.00
<b>Protection to Persons &amp; Property</b>	
Fire . . . . .	5,120.00
Police . . . . .	1,415.00
Other . . . . .	.....
<b>Streets and Roads</b>	
Repairs and maintenance . . . . .	12,579.44
Street lighting . . . . .	4,330.00
<b>Sanitation</b>	
Street cleaning . . . . .	.....
Garbage and ash removal . . . . .	1,200.00
Sewers . . . . .	.....
<b>Health and Charities</b>	
Health service . . . . .	560.00
Poor (including relief) . . . . .	2,105.00
Hospitals (aid and maintenance) . . . . .	.....
Other . . . . .	.....
<b>Recreation</b>	
Beaches and boardwalks . . . . .	.....
Parks and playgrounds . . . . .	.....
Other . . . . .	.....
<b>Educational</b>	
(Exclusive of school districts) . . . . .	.....
<b>Unclassified Purposes</b>	
(Including contingent) . . . . .	100.00
<b>SUB-TOTAL—Municipal functions..</b>	<b>\$37,671.44</b>

**Per Capita—Municipal functions . . . . . \$12.52**  
Capital imp'ts and capital imp't fund . . . . .

**Debt Service**  
Principal payments . . . . . \$7,000.00  
Interest payments . . . . . 3,220.00

Total . . . . . \$10,220.00

**Per Capita Debt Service . . . . . \$3.40**

**Deferred Charges and Statutory Expenditures**  
Emergencies . . . . .  
Other deferred chgs. . . . . \$6.91

Total . . . . . 6.91

**TOTAL—Municipal expenditures . . . . . \$47,898.35**

**Required Payments for Local School, County, and Special District Taxes . . . . . 76,515.72**

**TOTAL EXPENDITURES AND REQUIRED PAYMENTS . . . . . \$124,414.07**

Reserve for uncollected taxes . . . . . \$13,350.00

**GRAND TOTAL—Budget . . . . . \$137,764.07**

**RECEIPTS AND REVENUES REALIZED IN 1950 TO MEET EXPENDITURES AND REQUIRED PAYMENTS**

Surplus revenue appropriated . . . . .	\$6,000.00
Miscellaneous revenues realized . . . . .	19,560.33
State aid revenues realized . . . . .	8,734.00
Delinquent taxes including liens—1950 collections . . . . .	10,552.90
Current taxes—1950 collections . . . . .	82,684.29
Emergency borrowings . . . . .	.....

**TOTAL RECEIPTS AND REVENUES REALIZED . . . . . \$127,531.52**

**CAPITAL OUTLAY—1950**

Beaches and boardwalks . . . . .	.....
Buildings and equipment . . . . .	.....
Parks and playgrounds . . . . .	.....
Sewers . . . . .	.....
Streets, roads and bridges . . . . .	.....
Water supply . . . . .	.....
Other . . . . .	.....

<b>Tax rate . . . . .</b>	<b>\$7.12</b>
Local school tax rate . . . . .	4.32
County tax rate . . . . .	1.42
Local purpose tax rate . . . . .	1.38

**TAXES**

Local school tax . . . . .	\$57,594.20	
County taxes . . . . .	18,921.52	
Special district taxes . . . . .	.....	
Local purpose levy . . . . .	.....	\$76,515.72
Total tax levy (tax duplicate) . . . . .	.....	<u>\$95,438.26</u>

**Per Capita Total Tax Levy . . . . . \$31.73**

**Current**

1950 taxes levied (total) . . . . .	\$95,846.90
Collected in 1950 . . . . .	82,684.29
Per cent of levy collected in 1950 . . . . .	86.26
Transferred to liens . . . . .	2,025.09
Cancelled, abated or adjusted . . . . .	1,091.41
Outstanding December 31, 1950 . . . . .	<u>\$10,046.11</u>

**All Prior Years Outstanding**

Balance January 1, 1950 . . . . .	\$12,152.08
Collected in 1950 . . . . .	9,652.31
Balance December 31, 1950 . . . . .	<u>\$2,114.15</u>

**Tax Title Liens Outstanding**

Balance January 1, 1950 . . . . .	\$47,252.68
Redeemed by cash . . . . .	900.59
Balance December 31, 1950 . . . . .	<u>\$47,548.83</u>

**Property Acquired by Deed or Foreclosure**

Balance January 1, 1950 . . . . .	\$593.00
Sale for cash . . . . .	600.00
Balance December 31, 1950 . . . . .	<u>\$589.00</u>

**CAPITAL DEBT, DECEMBER 31, 1950**

<b>Gross Debt</b>	
School debt . . . . .	\$57,693.00
Self-liquidating debt . . . . .	.....
Other capital debt . . . . .	77,000.00
<b>TOTAL GROSS DEBT . . . . .</b>	<b>\$134,693.00</b>

**Per Capita Gross Debt . . . . . \$44.78**

**Deductions for**

School debt . . . . .	\$57,693.00
Self-liquidating debt . . . . .	.....
Other capital debt . . . . .	.....
<b>TOTAL DEDUCTIONS . . . . .</b>	<b>57,693.00</b>

**NET DEBT . . . . . \$77,000.00**

**Average Assessed Valuations**

Real Property 1948-1949-1950 . . . . .	\$1,233,897.00
<b>Per Cent of Net Debt . . . . .</b>	<b>6.24</b>

**CURRENT FINANCES DECEMBER 31, 1950**

Cash . . . . .	\$27,714.30
Taxes receivable . . . . .	12,160.26
Tax title liens . . . . .	47,548.83
Foreclosed property . . . . .	589.00
Accounts receivable . . . . .	337.44
State road aid receivable . . . . .	.....
Emergencies and deferred charges . . . . .	3,060.00
<b>TOTAL ASSETS . . . . .</b>	<b>\$91,409.83</b>

Cash liabilities . . . . .	\$5,728.07
Reserves . . . . .	60,635.53
Surplus revenue . . . . .	25,046.23

**TOTAL LIABILITIES AND SURPLUS . . . . . \$91,409.83**

## WAYNE TOWNSHIP—PASSAIC COUNTY

Population Census, 1950—11,815      Land Area 24.5 sq. mi.      Net Valuation Taxable \$14,487,510  
 1940—6,868

### EXPENDITURES AND REQUIRED PAYMENTS FOR 1950

<b>General Government</b>	
Administrative and executive . . .	\$47,800.00
Assessment and collection of taxes	16,000.00
Finance Department . . . . .	4,000.00
<b>Protection to Persons &amp; Property</b>	
Fire . . . . .	22,000.00
Police . . . . .	68,500.00
Other . . . . .	.....
<b>Streets and Roads</b>	
Repairs and maintenance . . . . .	47,840.00
Street lighting . . . . .	1,200.00
<b>Sanitation</b>	
Street cleaning . . . . .	.....
Garbage and ash removal . . . . .	.....
Sewers . . . . .	.....
<b>Health and Charities</b>	
Health service . . . . .	7,200.00
Poor (including relief) . . . . .	6,200.00
Hospitals (aid and maintenance) .	450.00
Other . . . . .	.....
<b>Recreation</b>	
Beaches and boardwalks . . . . .	.....
Parks and playgrounds . . . . .	1,300.00
Other . . . . .	.....
<b>Educational</b>	
(Exclusive of school districts) ..	4,000.00
<b>Unclassified Purposes</b>	
(Including contingent) . . . . .	1,900.00
<b>SUB-TOTAL—Municipal functions..</b>	<b>\$228,390.00</b>

<b>Per Capita—Municipal functions . . . .</b>	<b>\$19.33</b>	
Capital imp'ts and capital imp't fund		\$2,000.00
<b>Debt Service</b>		
Principal payments . . . . .	.....	
Interest payments . . . . .	\$244.50	
<b>Total . . . . .</b>		<b>244.50</b>
<b>Per Capita Debt Service . . . . .</b>	<b>\$0.01</b>	
<b>Deferred Charges and Statutory Expenditures</b>		
Emergencies . . . . .	\$2,000.00	
Other deferred chgs. . . . .	45,055.73	
<b>Total . . . . .</b>		<b>47,055.73</b>

<b>TOTAL—Municipal expenditures . . .</b>	<b>\$277,690.23</b>
<b>Required Payments for Local School, County, and Special District Taxes . . . . .</b>	<b>598,737.79</b>

<b>TOTAL EXPENDITURES AND REQUIRED PAYMENTS . . . . .</b>	<b>\$876,428.02</b>
Reserve for uncollected taxes . . . . .	\$156,283.62
<b>GRAND TOTAL—Budget . . . . .</b>	<b>\$1,032,711.64</b>

### RECEIPTS AND REVENUES REALIZED IN 1950 TO MEET EXPENDITURES AND REQUIRED PAYMENTS

Surplus revenue appropriated . .	\$142,000.00
Miscellaneous revenues realized .	135,349.63
State aid revenues realized . . . .	10,215.63
<b>Delinquent taxes including</b>	
liens—1950 collections . . . . .	67,978.41
Current taxes—1950 collections..	690,197.29
<b>Emergency borrowings . . . . .</b>	<b>.....</b>
<b>TOTAL RECEIPTS AND REVENUES REALIZED . . . . .</b>	<b>\$1,045,740.96</b>

### CAPITAL OUTLAY—1950

Beaches and boardwalks . . . . .	\$100.00
Buildings and equipment . . . . .	.....
Parks and playgrounds . . . . .	.....
Sewers . . . . .	.....
Streets, roads and bridges . . . . .	.....
Water supply . . . . .	86,472.81
Other . . . . .	.....

<b>Tax rate . . . . .</b>	<b>\$5.01</b>	<b>2nd Class R. R. Prop. &amp; Personal Prop. \$4.91</b>
---------------------------	---------------	----------------------------------------------------------

### TAXES

Local school tax . . . . .	\$438,869.98
County taxes . . . . .	140,022.81
Special district taxes . . . . .	19,854.00

Local purpose levy . . . . .	\$598,737.79
	144,992.85
<b>Total tax levy (tax duplicate) ..</b>	<b>\$743,730.64</b>

<b>Per Capita Total Tax Levy . . . . .</b>	<b>\$62.95</b>
--------------------------------------------	----------------

### Current

1950 taxes levied (total) . . . . .	\$778,187.51
Collected in 1950 . . . . .	690,197.29
Per cent of levy collected in 1950 . . . . .	88.69
Transferred to liens . . . . .	2,245.87
Cancelled, abated or adjusted . . . .	4,235.98
Outstanding December 31, 1950 ..	\$81,508.37

### All Prior Years Outstanding

Balance January 1, 1950 . . . . .	\$78,285.24
Collected in 1950 . . . . .	67,606.38
Balance December 31, 1950 . . . . .	\$10,282.51

### Tax Title Liens Outstanding

Balance January 1, 1950 . . . . .	\$29,108.57
Redeemed by cash . . . . .	372.03
Balance December 31, 1950 . . . . .	\$30,982.41

### Property Acquired by Deed or Foreclosure

Balance January 1, 1950 . . . . .	\$110,300.00
Sale for cash . . . . .	1,604.60
Balance December 31, 1950 . . . . .	\$108,200.00

### CAPITAL DEBT, DECEMBER 31, 1950

<b>Gross Debt</b>	
School debt . . . . .	\$903,000.00
Self-liquidating debt. . . . .	535,066.00
Other capital debt . . . . .	.....

<b>TOTAL GROSS DEBT . . . . .</b>	<b>\$1,438,066.00</b>
<b>Per Capita Gross Debt . . . . .</b>	<b>\$121.72</b>

### Deductions for

School debt . . . . .	\$791,475.00
Self-liquidating debt. . . . .	452,324.00
Other capital debt . . . . .	.....

<b>TOTAL DEDUCTIONS . . . . .</b>	<b>1,243,799.00</b>
<b>NET DEBT . . . . .</b>	<b>\$194,267.00</b>

### Average Assessed Valuations

Real Property 1948-1949-1950..	\$13,191,243.00
Per Cent of Net Debt . . . . .	1.47

### CURRENT FINANCES DECEMBER 31, 1950

Cash . . . . .	\$306,262.17
Taxes receivable . . . . .	91,790.88
Tax title liens . . . . .	30,982.41
Foreclosed property . . . . .	108,200.00
Accounts receivable . . . . .	12,956.96
State road aid receivable . . . . .	28,084.86
Emergencies and deferred charges ..	2,512.73

<b>TOTAL ASSETS . . . . .</b>	<b>\$580,790.01</b>
-------------------------------	---------------------

Cash liabilities . . . . .	\$79,273.55
Reserves . . . . .	243,930.25
Surplus revenue . . . . .	257,586.21

<b>TOTAL LIABILITIES AND SURPLUS . . . . .</b>	<b>\$580,790.01</b>
------------------------------------------------	---------------------

**WEEHAWKEN TOWNSHIP—HUDSON COUNTY**

Population Census, 1950—14,080  
1940—14,363

Land Area 0.7 sq. mi.

Net Valuation Taxable \$30,435,763

**EXPENDITURES AND REQUIRED PAYMENTS FOR 1950**  
**General Government**

Administrative and executive . . . \$69,540.00  
Assessment and collection of taxes . . . 16,865.00  
Finance Department . . . . . 3,985.00

**Protection to Persons & Property**

Fire . . . . . 266,435.00  
Police . . . . . 249,233.31  
Other . . . . .

**Streets and Roads**

Repairs and maintenance . . . . . 28,150.00  
Street lighting . . . . . 15,000.00

**Sanitation**

Street cleaning . . . . . 68,870.00  
Garbage and ash removal . . . . . 29,466.68  
Sewers . . . . . 20,042.00

**Health and Charities**

Health service . . . . . 6,415.00  
Poor (including relief) . . . . . 27,710.00  
Hospitals (aid and maintenance) . . . . .  
Other . . . . .

**Recreation**

Beaches and boardwalks . . . . .  
Parks and playgrounds . . . . . 38,370.00  
Other . . . . . 2,000.00

**Educational**

(Exclusive of school districts) . . . . . 18,250.00

**Unclassified Purposes**

(Including contingent) . . . . . 60,815.00

**SUB-TOTAL—Municipal functions..** \$921,146.99

**Per Capita—Municipal functions . . . . . \$65.42**

Capital imp'ts and capital imp't fund . . . . . \$11,200.00

**Debt Service**

Principal payments . . . \$129,000.00  
Interest payments . . . . . 53,470.00

Total . . . . . 182,470.00

**Per Capita Debt**

Service . . . . . **\$12.96**

**Deferred Charges and Statutory Expenditures**

Emergencies . . . . .  
Other deferred chgs. . . . . \$61,750.00

Total . . . . . 61,750.00

**TOTAL—Municipal expenditures . . .** \$1,176,566.99

**Required Payments for Local School, County, and Special District Taxes . . . . . 821,670.53**

**TOTAL EXPENDITURES AND REQUIRED PAYMENTS . . . . . \$1,998,237.52**

Reserve for uncollected taxes . . . . . \$161,098.08

**GRAND TOTAL—Budget . . . . . \$2,159,335.60**

**RECEIPTS AND REVENUES REALIZED IN 1950 TO MEET EXPENDITURES AND REQUIRED PAYMENTS**

Surplus revenue appropriated . . . \$150,000.00  
Miscellaneous revenues realized . . . 76,743.33  
State aid revenues realized . . . . . 34,658.00

Delinquent taxes including  
liens—1950 collections . . . . . 16,343.23  
Current taxes—1950 collections . . . 1,834,048.24  
Emergency borrowings . . . . .

**TOTAL RECEIPTS AND REVENUES REALIZED . . . . . \$2,111,792.80**

**CAPITAL OUTLAY—1950**

Beaches and boardwalks . . . . .  
Buildings and equipment . . . . . \$4,341.50  
Parks and playgrounds . . . . . 77,746.75  
Sewers . . . . .  
Streets, roads and bridges . . . . .  
Water supply . . . . .  
Other . . . . .

**Tax rate . . . . . \$6.12**  
Local school tax rate . . . . . 1.11  
County tax rate . . . . . 1.58  
Local purpose tax rate . . . . . 3.43

**TAXES**

Local school tax . . . \$339,296.76  
County taxes . . . . . 482,373.77  
Special district taxes . . . . .  

---

Local purpose levy . . . . . 1,038,297.07  

---

Total tax levy (tax duplicate) . . . \$1,859,967.60

**Per Capita Total Tax Levy . . . . . 132.10**

**Current**  
1950 taxes levied (total) . . . . . \$1,871,713.28  
Collected in 1950 . . . . . 1,834,048.24  
Per cent of levy collected in 1950 . . . . . 97.98  
Transferred to liens . . . . . 1,741.91  
Cancelled, abated or adjusted . . . . . 13,539.61  
Outstanding December 31, 1950 . . . \$22,383.52

**All Prior Years Outstanding**  
Balance January 1, 1950 . . . . . \$18,063.73  
Collected in 1950 . . . . . 13,853.31  
Balance December 31, 1950 . . . . . \$4,108.26

**Tax Title Liens Outstanding**  
Balance January 1, 1950 . . . . . \$22,263.43  
Redeemed by cash . . . . . 1,655.14  
Balance December 31, 1950 . . . . . \$22,497.85

**Property Acquired by Deed or Foreclosure**  
Balance January 1, 1950 . . . . . \$30,250.00  
Sale for cash . . . . . 200.00  
Balance December 31, 1950 . . . . . \$28,350.00

**CAPITAL DEBT, DECEMBER 31, 1950**

**Gross Debt**  
School debt . . . . . \$812,000.00  
Self-liquidating debt . . . . .  
Other capital debt . . . . . 440,600.00

**TOTAL GROSS DEBT . . . . . \$1,252,600.00**  
**Per Capita Gross Debt . . . . . \$88.96**

**Deductions for**  
School debt . . . . . \$812,000.00  
Self-liquidating debt . . . . .  
Other capital debt . . . . .

**TOTAL DEDUCTIONS . . . . . 812,000.00**  
**NET DEBT . . . . . \$440,600.00**

**Average Assessed Valuations**  
Real Property 1948-1949-1950 . . . \$30,295,917.00  
Per Cent of Net Debt . . . . . 1.45

**CURRENT FINANCES DECEMBER 31, 1950**

Cash . . . . . \$436,008.12  
Taxes receivable . . . . . 26,491.78  
Tax title liens . . . . . 22,497.85  
Foreclosed property . . . . . 28,350.00  
Accounts receivable . . . . . 10,198.10  
State road aid receivable . . . . . 20,349.90  
Emergencies and deferred charges . . . 36,600.00

**TOTAL ASSETS . . . . . \$580,495.75**

Cash liabilities . . . . . \$252,956.49  
Reserves . . . . . 87,537.73  
Surplus revenue . . . . . 240,001.53

**TOTAL LIABILITIES AND SURPLUS . . . . . \$580,495.75**

## WENONAH BOROUGH—GLOUCESTER COUNTY

Population Census, 1950—1,524      Land Area 1.08 sq. mi.      Net Valuation Taxable \$1,447,000  
 1940—1,311

### EXPENDITURES AND RE- QUIRED PAYMENTS FOR 1950

<b>General Government</b>	
Administrative and executive . . . . .	\$1,981.25
Assessment and collection of taxes	3,039.62
Finance Department . . . . .	.....
<b>Protection to Persons &amp; Property</b>	
Fire . . . . .	2,668.64
Police . . . . .	4,076.70
Other . . . . .	.....
<b>Streets and Roads</b>	
Repairs and maintenance . . . . .	9,386.90
Street lighting . . . . .	3,231.35
<b>Sanitation</b>	
Street cleaning . . . . .	.....
Garbage and ash removal . . . . .	300.00
Sewers . . . . .	.....
<b>Health and Charities</b>	
Health service . . . . .	53.30
Poor (including relief) . . . . .	50.00
Hospitals (aid and maintenance) . . . . .	.....
Other . . . . .	.....
<b>Recreation</b>	
Beaches and boardwalks . . . . .	.....
Parks and playgrounds . . . . .	674.00
Other . . . . .	.....
<b>Educational</b>	
(Exclusive of school districts) ..	1,340.00
<b>Unclassified Purposes</b>	
(Including contingent) . . . . .	811.00
<b>SUB-TOTAL—Municipal functions..</b>	<b>\$27,612.76</b>

<b>Per Capita—Municipal functions . . . . .</b>	<b>\$18.12</b>
Capital imp'ts and capital imp't fund	\$2,350.00
<b>Debt Service</b>	
Principal payments . . . . .	.....
Interest payments ..	.....
<b>Total . . . . .</b>	<b>.....</b>

<b>Per Capita Debt Service</b>	
Deferred Charges and Statutory Expenditures	.....
Emergencies . . . . .	.....
Other deferred chgs. . . . .	\$18.64
<b>Total . . . . .</b>	<b>18.64</b>

**TOTAL—Municipal expenditures . . . . .** \$29,981.40

**Required Payments for Local School, County, and Special District Taxes . . . . .** 51,154.24

**TOTAL EXPENDITURES AND REQUIRED PAYMENTS . . . . .** \$81,135.64

Reserve for uncollected taxes . . . . . \$2,800.00

**GRAND TOTAL—Budget . . . . .** \$83,935.64

### RECEIPTS AND REVENUES REALIZED IN 1950 TO MEET EXPENDITURES AND RE- QUIRED PAYMENTS

Surplus revenue appropriated ..	\$4,500.00
Miscellaneous revenues realized.	7,577.22
State aid revenues realized . . . . .	5,970.40
<b>Delinquent taxes including</b>	
liens—1950 collections . . . . .	2,145.05
Current taxes—1950 collections..	67,394.36
Emergency borrowings . . . . .	.....

**TOTAL RECEIPTS AND REVENUES REALIZED . . . . .** \$87,587.03

### CAPITAL OUTLAY—1950

Beaches and boardwalks . . . . .	.....
Buildings and equipment . . . . .	.....
Parks and playgrounds . . . . .	.....
Sewers . . . . .	.....
Streets, roads and bridges . . . . .	.....
Water supply . . . . .	.....
Other . . . . .	.....

<b>Tax rate . . . . .</b>	<b>\$4.72</b>
Local school tax rate . . . . .	2.55
County tax rate . . . . .	1.00
Local purpose tax rate . . . . .	1.17

### TAXES

Local school tax . . . . .	\$36,847.29
County taxes . . . . .	14,306.95
Special district taxes . . . . .	.....

Local purpose levy . . . . . \$51,154.24  
 16,757.21

**Total tax levy (tax duplicate) ..** \$67,911.45

**Per Capita Total Tax Levy . . . . .** \$44.56

### Current

1950 taxes levied (total) . . . . .	\$69,088.48
Collected in 1950 . . . . .	67,394.36
Per cent of levy col- lected in 1950 . . . . .	97.54
Transferred to liens . . . . .	14.16
Cancelled, abated or adjusted . . . . .	298.20
Outstanding December 31, 1950 ..	\$1,381.76

### All Prior Years Outstanding

Balance January 1, 1950 . . . . .	\$1,998.81
Collected in 1950 . . . . .	1,992.43
Balance December 31, 1950 . . . . .	.....

### Tax Title Liens Outstanding

Balance January 1, 1950 . . . . .	\$299.41
Redeemed by cash . . . . .	152.62
Balance December 31, 1950 . . . . .	\$125.02

### Property Acquired by Deed or Foreclosure

Balance January 1, 1950 . . . . .	\$850.00
Sale for cash . . . . .	.....
Balance December 31, 1950 . . . . .	\$1,050.00

### CAPITAL DEBT, DECEMBER 31, 1950

#### Gross Debt

School debt . . . . .	.....
Self-liquidating debt.	.....
Other capital debt ..	.....

**TOTAL GROSS DEBT . . . . .** .....

**Per Capita Gross Debt . . . . .** .....

#### Deductions for

School debt . . . . .	.....
Self-liquidating debt.	.....
Other capital debt ..	.....

**TOTAL DEDUCTIONS . . . . .** .....

**NET DEBT . . . . .** .....

#### Average Assessed Valuations

**Real Property 1948-1949-1950..** \$1,295,925.00  
**Per Cent of Net Debt . . . . .** .....

### CURRENT FINANCES DECEMBER 31, 1950

Cash . . . . .	\$41,335.54
Taxes receivable . . . . .	1,381.76
Tax title liens . . . . .	125.02
Foreclosed property . . . . .	1,050.00
Accounts receivable . . . . .	114.92
State road aid receivable . . . . .	.....
Emergencies and deferred charges ..	.....

**TOTAL ASSETS . . . . .** \$44,007.24

Cash liabilities . . . . .	\$2,536.19
Reserves . . . . .	2,671.70
Surplus revenue . . . . .	38,799.35

**TOTAL LIABILITIES AND SURPLUS . . . . .** \$44,007.24

**WESTAMPTON TOWNSHIP—BURLINGTON COUNTY**

Population Census, 1950—710  
1940—573

Land Area 11.01 sq. mi.

Net Valuation Taxable \$300,500

**EXPENDITURES AND REQUIRED PAYMENTS FOR 1950**

<b>General Government</b>	
Administrative and executive .....	\$2,605.00
Assessment and collection of taxes	1,023.75
Finance Department .....	.....
<b>Protection to Persons &amp; Property</b>	
Fire .....	700.00
Police .....	567.50
Other .....	.....
<b>Streets and Roads</b>	
Repairs and maintenance .....	5,224.44
Street lighting .....	400.00
<b>Sanitation</b>	
Street cleaning .....	.....
Garbage and ash removal .....	.....
Sewers .....	.....
<b>Health and Charities</b>	
Health service .....	125.00
Poor (including relief) .....	800.00
Hospitals (aid and maintenance) ..	.....
Other .....	.....
<b>Recreation</b>	
Beaches and boardwalks .....	.....
Parks and playgrounds .....	.....
Other .....	.....
<b>Educational</b>	
(Exclusive of school districts) ..	.....
<b>Unclassified Purposes</b>	
(Including contingent) .....	50.00
<b>SUB-TOTAL—Municipal functions..</b>	<b>\$11,495.69</b>

<b>Per Capita—Municipal functions .....</b>	<b>\$16.19</b>
Capital imp'ts and capital imp't fund	\$400.00
<b>Debt Service</b>	
Principal payments ..	.....
Interest payments ..	\$100.00
<b>Total .....</b>	<b>100.00</b>
<b>Per Capita Debt Service .....</b>	<b>\$0.15</b>
<b>Deferred Charges and Statutory Expenditures</b>	
Emergencies .....	\$1,000.00
Other deferred chgs. ....	4,000.00
<b>Total .....</b>	<b>5,000.00</b>

**TOTAL—Municipal expenditures ...** \$16,995.69

**Required Payments for Local School, County, and Special District Taxes .....** 20,645.25

**TOTAL EXPENDITURES AND REQUIRED PAYMENTS .....** \$37,640.94

Reserve for uncollected taxes .....

\$2,992.50

**GRAND TOTAL—Budget .....** \$40,633.44

**RECEIPTS AND REVENUES REALIZED IN 1950 TO MEET EXPENDITURES AND REQUIRED PAYMENTS**

Surplus revenue appropriated ..	\$4,469.94
Miscellaneous revenues realized ..	10,283.23
State aid revenues realized .....	3,532.00
Delinquent taxes including	.....
liens—1950 collections .....	2,224.45
Current taxes—1950 collections ..	18,026.31
Emergency borrowings .....	.....

**TOTAL RECEIPTS AND REVENUES REALIZED .....** \$38,535.93

**CAPITAL OUTLAY—1950**

Beaches and boardwalks .....	.....
Buildings and equipment .....	.....
Parks and playgrounds .....	.....
Sewers .....	.....
Streets, roads and bridges .....	.....
Water supply .....	.....
Other .....	.....

<b>Tax rate .....</b>	<b>\$6.88</b>
Local school tax rate .....	4.93
County tax rate .....	1.95
Local purpose tax rate .....	.....

**TAXES**

Local school tax ...	\$14,785.73	
County taxes .....	5,859.52	
Special district taxes .....	.....	
Local purpose levy .....	.....	\$20,645.25
<b>Total tax levy (tax duplicate) ..</b>		<b>\$20,645.25</b>

**Per Capita Total Tax Levy .....** **\$29.08**

<b>Current</b>	
1950 taxes levied (total) .....	\$20,674.36
Collected in 1950 .....	18,026.31
Per cent of levy collected in 1950 ..	87.19
Transferred to liens .....	110.08
Cancelled, abated or adjusted ..	96.32
Outstanding December 31, 1950 ..	\$2,441.65

<b>All Prior Years Outstanding</b>	
Balance January 1, 1950 .....	\$2,408.93
Collected in 1950 .....	2,224.45
Balance December 31, 1950 .....	\$141.77

<b>Tax Title Liens Outstanding</b>	
Balance January 1, 1950 .....	\$565.28
Redeemed by cash .....	2,224.45
Balance December 31, 1950 .....	\$753.91

<b>Property Acquired by Deed or Foreclosure</b>	
Balance January 1, 1950 .....	\$200.00
Sale for cash .....	.....
Balance December 31, 1950 .....	\$200.00

**CAPITAL DEBT, DECEMBER 31, 1950**

<b>Gross Debt</b>	
School debt .....	.....
Self-liquidating debt. ....	.....
Other capital debt ..	.....

**TOTAL GROSS DEBT .....** .....

**Per Capita Gross Debt .....** .....

<b>Deductions for</b>	
School debt .....	.....
Self-liquidating debt. ....	.....
Other capital debt ..	.....

**TOTAL DEDUCTIONS .....** .....

**NET DEBT .....** .....

<b>Average Assessed Valuations</b>	
Real Property 1948-1949-1950 ..	\$243,227.00
Per Cent of Net Debt .....	.....

**CURRENT FINANCES DECEMBER 31, 1950**

Cash .....	\$14,303.73
Taxes receivable .....	2,583.42
Tax title liens .....	753.91
Foreclosed property .....	200.00
Accounts receivable .....	117.16
State road aid receivable .....	.....
Emergencies and deferred charges ..	589.40

**TOTAL ASSETS .....** \$18,547.62

Cash liabilities .....	\$8,410.29
Reserves .....	3,654.49
Surplus revenue .....	6,482.84

**TOTAL LIABILITIES AND SURPLUS .....** \$18,547.62

**WEST AMWELL TOWNSHIP—HUNTERDON COUNTY**

Population Census, 1950—1,210  
1940—975

Land Area 21.9 sq. mi.

Net Valuation Taxable \$1,067,103

<b>EXPENDITURES AND REQUIRED PAYMENTS FOR 1950</b>	
<b>General Government</b>	
Administrative and executive . . .	\$3,205.00
Assessment and collection of taxes	775.00
Finance Department . . . . .	.....
<b>Protection to Persons &amp; Property</b>	
Fire . . . . .	400.00
Police . . . . .	300.00
Other . . . . .	.....
<b>Streets and Roads</b>	
Repairs and maintenance . . . . .	15,500.00
Street lighting . . . . .	30.00
<b>Sanitation</b>	
Street cleaning . . . . .	.....
Garbage and ash removal . . . . .	.....
Sewers . . . . .	.....
<b>Health and Charities</b>	
Health service . . . . .	386.00
Poor (including relief) . . . . .	1,125.00
Hospitals (aid and maintenance) . . . . .	.....
Other . . . . .	.....
<b>Recreation</b>	
Beaches and boardwalks . . . . .	.....
Parks and playgrounds . . . . .	.....
Other . . . . .	.....
<b>Educational</b>	
(Exclusive of school districts) . . . . .	.....
<b>Unclassified Purposes</b>	
(Including contingent) . . . . .	200.00
<b>SUB-TOTAL—Municipal functions..</b>	<b>\$21,921.00</b>
<b>Per Capita—Municipal functions . . .</b>	
Capital imp'ts and capital imp't fund	\$18.12
Debt Service	\$4,000.00
Principal payments . . . . .	\$4,642.00
Interest payments . . . . .	500.00
Total . . . . .	5,142.00
<b>Per Capita Debt Service . . . . .</b>	
<b>Deferred Charges and Statutory Expenditures</b>	<b>\$4.25</b>
Emergencies . . . . .	.....
Other deferred chgs. . . . .	.....
Total . . . . .	.....
<b>TOTAL—Municipal expenditures . . .</b>	<b>\$31,063.00</b>
<b>Required Payments for Local School, County, and Special District Taxes . . . . .</b>	
<b>TOTAL EXPENDITURES AND REQUIRED PAYMENTS . . . . .</b>	<b>\$60,823.97</b>
Reserve for uncollected taxes . . . . .	\$8,272.83
<b>GRAND TOTAL—Budget . . . . .</b>	<b>\$69,096.80</b>
<b>RECEIPTS AND REVENUES REALIZED IN 1950 TO MEET EXPENDITURES AND REQUIRED PAYMENTS</b>	
Surplus revenue appropriated . . . . .	\$5,900.00
Miscellaneous revenues realized . . . . .	9,556.70
State aid revenues realized . . . . .	8,150.00
<b>Delinquent taxes including</b>	
liens—1950 collections . . . . .	6,424.91
Current taxes—1950 collections..	38,380.17
Emergency borrowings . . . . .	.....
<b>TOTAL RECEIPTS AND REVENUES REALIZED . . . . .</b>	<b>\$68,411.78</b>
<b>CAPITAL OUTLAY—1950</b>	
Beaches and boardwalks . . . . .	.....
Buildings and equipment . . . . .	\$21,742.89
Parks and playgrounds . . . . .	.....
Sewers . . . . .	.....
Streets, roads and bridges . . . . .	.....
Water supply . . . . .	.....
Other . . . . .	65.00

<b>Tax rate . . . . .</b>	<b>\$4.02</b>
Local school tax rate . . . . .	1.83
County tax rate . . . . .	0.97
Local purpose tax rate . . . . .	1.22
<b>TAXES</b>	
Local school tax . . . . .	\$19,497.95
County taxes . . . . .	10,263.02
Special district taxes . . . . .	.....
Local purpose levy . . . . .	29,760.97
<b>Total tax levy (tax duplicate) ..</b>	<b>\$42,896.80</b>
<b>Per Capita Total Tax Levy . . . . .</b>	
<b>Current</b>	<b>\$35.45</b>
1950 taxes levied (total) . . . . .	\$43,193.87
Collected in 1950 . . . . .	38,380.17
Per cent of levy collected in 1950 . . . . .	88.86
Transferred to liens . . . . .	303.56
Cancelled, abated or adjusted . . . . .	192.97
Outstanding December 31, 1950 ..	\$4,317.17
<b>All Prior Years Outstanding</b>	
Balance January 1, 1950 . . . . .	\$5,803.70
Collected in 1950 . . . . .	5,589.09
Balance December 31, 1950 . . . . .	\$198.21
<b>Tax Title Liens Outstanding</b>	
Balance January 1, 1950 . . . . .	\$1,654.73
Redeemed by cash . . . . .	835.82
Balance December 31, 1950 . . . . .	\$1,122.47
<b>Property Acquired by Deed or Foreclosure</b>	
Balance January 1, 1950 . . . . .	.....
Sale for cash . . . . .	.....
Balance December 31, 1950 . . . . .	.....

<b>CAPITAL DEBT, DECEMBER 31, 1950</b>	
<b>Gross Debt</b>	
School debt . . . . .	.....
Self-liquidating debt. . . . .	.....
Other capital debt . . . . .	\$28,000.00
<b>TOTAL GROSS DEBT . . . . .</b>	<b>\$28,000.00</b>
<b>Per Capita Gross Debt . . . . .</b>	
<b>Deductions for</b>	<b>\$23.14</b>
School debt . . . . .	.....
Self-liquidating debt. . . . .	.....
Other capital debt . . . . .	.....
<b>TOTAL DEDUCTIONS . . . . .</b>	<b>.....</b>
<b>NET DEBT . . . . .</b>	<b>\$28,000.00</b>
<b>Average Assessed Valuations</b>	
Real Property 1948-1949-1950..	\$853,125.00
Per Cent of Net Debt . . . . .	3.28

<b>CURRENT FINANCES DECEMBER 31, 1950</b>	
Cash . . . . .	\$24,344.72
Taxes receivable . . . . .	4,515.38
Tax title liens . . . . .	1,122.47
Foreclosed property . . . . .	.....
Accounts receivable . . . . .	39.78
State road aid receivable . . . . .	3,486.38
Emergencies and deferred charges . . . . .	.....
<b>TOTAL ASSETS . . . . .</b>	<b>\$33,508.73</b>
Cash liabilities . . . . .	\$6,901.92
Reserves . . . . .	5,677.63
Surplus revenue . . . . .	20,929.18
<b>TOTAL LIABILITIES AND SURPLUS . . . . .</b>	<b>\$33,508.73</b>

## WEST CALDWELL BOROUGH—ESSEX COUNTY

Population Census, 1950—4,644  
1940—3,458

Land Area 5.3 sq. mi.

Neta Valuation Taxable \$6,747,100

### EXPENDITURES AND REQUIRED PAYMENTS FOR 1950

<b>General Government</b>	
Administrative and executive . . .	\$27,808.60
Assessment and collection of taxes	10,605.36
Finance Department . . . . .	910.00
<b>Protection to Persons &amp; Property</b>	
Fire . . . . .	9,518.67
Police . . . . .	31,879.62
Other . . . . .	.....
<b>Streets and Roads</b>	
Repairs and maintenance . . . . .	18,208.98
Street lighting . . . . .	5,892.78
<b>Sanitation</b>	
Street cleaning . . . . .	.....
Garbage and ash removal . . . . .	.....
Sewers . . . . .	11,206.79
<b>Health and Charities</b>	
Health service . . . . .	3,600.00
Poor (including relief) . . . . .	1,293.77
Hospitals (aid and maintenance) . . . . .	.....
Other . . . . .	.....
<b>Recreation</b>	
Beaches and boardwalks . . . . .	.....
Parks and playgrounds . . . . .	5,000.00
Other . . . . .	.....
<b>Educational</b>	
(Exclusive of school districts) . . . . .	5,950.00
<b>Unclassified Purposes</b>	
(Including contingent) . . . . .	52.25
<b>SUB-TOTAL—Municipal functions..</b>	<b>\$131,926.82</b>

<b>Per Capita—Municipal functions . . . . .</b>	<b>\$28.41</b>
Capital imp'ts and capital imp't fund	\$5,000.00
<b>Debt Service</b>	
Principal payments . . . . .	.....
Interest payments . . . . .	\$461.22
Total . . . . .	461.22

<b>Per Capita Debt Service . . . . .</b>	<b>\$0.10</b>
<b>Deferred Charges and Statutory Expenditures</b>	
Emergencies . . . . .	.....
Other deferred chgs. . . . .	\$11,396.19
Total . . . . .	11,396.19

**TOTAL—Municipal expenditures . . . . .** \$148,784.23

**Required Payments for Local School, County, and Special District Taxes . . . . .** 245,113.63

**TOTAL EXPENDITURES AND REQUIRED PAYMENTS . . . . .** \$393,897.86

Reserve for uncollected taxes . . . . . \$27,187.62

**GRAND TOTAL—Budget . . . . .** \$421,085.48

### RECEIPTS AND REVENUES REALIZED IN 1950 TO MEET EXPENDITURES AND REQUIRED PAYMENTS

Surplus revenue appropriated . . . . .	\$38,000.00
Miscellaneous revenues realized . . . . .	56,790.28
State aid revenues realized . . . . .	8,968.00
Delinquent taxes including	.....
liens—1950 collections . . . . .	17,336.18
Current taxes—1950 collections..	313,365.17
Emergency borrowings . . . . .	.....
<b>TOTAL RECEIPTS AND REVENUES REALIZED . . . . .</b>	<b>\$434,459.63</b>

### CAPITAL OUTLAY—1950

Beaches and boardwalks . . . . .	.....
Buildings and equipment . . . . .	.....
Parks and playgrounds . . . . .	.....
Sewers . . . . .	.....
Streets, roads and bridges . . . . .	.....
Water supply . . . . .	\$14,584.27
Other . . . . .	.....

<b>Tax rate . . . . .</b>	<b>\$4.84</b>
Local school tax rate . . . . .	2.71
County tax rate . . . . .	0.92
Local purpose tax rate . . . . .	1.21

### TAXES

Local school tax . . . . .	\$182,799.85	
County taxes . . . . .	62,313.78	
Special district taxes . . . . .	.....	
Local purpose levy . . . . .	.....	\$245,113.63
Total tax levy (tax duplicate) . . . . .	.....	\$326,440.06

**Per Capita Total Tax Levy . . . . .** \$70.29

### Current

1950 taxes levied (total) . . . . .	\$330,173.76
Collected in 1950 . . . . .	313,365.17
Per cent of levy collected in 1950 . . . . .	94.90
Transferred to liens . . . . .	1,156.76
Cancelled, abated or adjusted . . . . .	1,732.72
Outstanding December 31, 1950 . . . . .	\$13,919.11

### All Prior Years Outstanding

Balance January 1, 1950 . . . . .	\$18,873.96
Collected in 1950 . . . . .	17,098.76
Balance December 31, 1950 . . . . .	\$1,575.92

### Tax Title Liens Outstanding

Balance January 1, 1950 . . . . .	\$2,875.47
Redeemed by cash . . . . .	270.58
Balance December 31, 1950 . . . . .	\$3,936.87

### Property Acquired by Deed or Foreclosure

Balance January 1, 1950 . . . . .	\$63,075.00
Sale for cash . . . . .	9,930.00
Balance December 31, 1950 . . . . .	\$59,135.00

### CAPITAL DEBT, DECEMBER 31, 1950

#### Gross Debt

School debt . . . . .	\$452,922.00
Self-liquidating debt. . . . .	1,836.00
Other capital debt . . . . .	25,103.00

**TOTAL GROSS DEBT . . . . .** \$479,861.00

**Per Capita Gross Debt . . . . .** \$103.33

#### Deductions for

School debt . . . . .	\$452,922.00
Self-liquidating debt. . . . .	.....
Other capital debt . . . . .	443.00

**TOTAL DEDUCTIONS . . . . .** 453,365.00

**NET DEBT . . . . .** \$26,496.00

#### Average Assessed Valuations

**Real Property 1948-1949-1950..** \$6,181,967.00

**Per Cent of Net Debt . . . . .** 0.42

### CURRENT FINANCES DECEMBER 31, 1950

Cash . . . . .	\$180,104.27
Taxes receivable . . . . .	15,495.03
Tax title liens . . . . .	3,936.87
Foreclosed property . . . . .	59,135.00
Accounts receivable . . . . .	890.95
State road aid receivable . . . . .	.....
Emergencies and deferred charges . . . . .	800.00

**TOTAL ASSETS . . . . .** \$260,362.12

Cash liabilities . . . . .	\$107,115.11
Reserves . . . . .	79,457.85
Surplus revenue . . . . .	73,789.16

**TOTAL LIABILITIES AND SURPLUS . . . . .** \$260,362.12

## WEST CAPE MAY BOROUGH—CAPE MAY COUNTY

Population Census, 1950—899                      Land Area 1.3 sq. mi.                      Net Valuation Taxable \$525,093  
 1940—934

<b>EXPENDITURES AND RE-REQUIRED PAYMENTS FOR 1950</b>	
<b>General Government</b>	
Administrative and executive . . . . .	\$4,870.00
Assessment and collection of taxes . . . . .	1,925.00
Finance Department . . . . .	.....
<b>Protection to Persons &amp; Property</b>	
Fire . . . . .	1,000.00
Police . . . . .	1,800.00
Other . . . . .	.....
<b>Streets and Roads</b>	
Repairs and maintenance . . . . .	4,772.22
Street lighting . . . . .	1,215.00
<b>Sanitation</b>	
Street cleaning . . . . .	.....
Garbage and ash removal . . . . .	.....
Sewers . . . . .	3,827.50
<b>Health and Charities</b>	
Health service . . . . .	775.00
Poor (including relief) . . . . .	500.00
Hospitals (aid and maintenance) . . . . .	.....
Other . . . . .	.....
<b>Recreation</b>	
Beaches and boardwalks . . . . .	.....
Parks and playgrounds . . . . .	.....
Other . . . . .	.....
<b>Educational</b>	
(Exclusive of school districts) . . . . .	.....
<b>Unclassified Purposes</b>	
(Including contingent) . . . . .	50.00
<b>SUB-TOTAL—Municipal functions..</b>	<b>\$20,734.72</b>

<b>Per Capita—Municipal functions . . . . .</b>	<b>\$23.06</b>
Capital imp'ts and capital imp't fund . . . . .	\$3,315.00
<b>Debt Service</b>	
Principal payments . . . . .	\$3,000.00
Interest payments . . . . .	2,990.00
<b>Total . . . . .</b>	<b>5,990.00</b>
<b>Per Capita Debt Service . . . . .</b>	
	<b>\$6.66</b>
<b>Deferred Charges and Statutory Expenditures</b>	
Emergencies . . . . .	.....
Other deferred chgs. . . . .	.....
<b>Total . . . . .</b>	<b>.....</b>
<b>TOTAL—Municipal expenditures . . . . .</b>	<b>\$30,039.72</b>

<b>Required Payments for Local School, County, and Special District Taxes . . . . .</b>	<b>28,740.38</b>
-----------------------------------------------------------------------------------------	------------------

<b>TOTAL EXPENDITURES AND REQUIRED PAYMENTS . . . . .</b>	<b>\$58,780.10</b>
Reserve for uncollected taxes . . . . .	\$6,179.04
<b>GRAND TOTAL—Budget . . . . .</b>	<b>\$64,959.14</b>

<b>RECEIPTS AND REVENUES REALIZED IN 1950 TO MEET EXPENDITURES AND RE-REQUIRED PAYMENTS</b>	
Surplus revenue appropriated . . . . .	\$9,500.00
Miscellaneous revenues realized . . . . .	11,575.31
State aid revenues realized . . . . .	3,710.00
<b>Delinquent taxes including</b>	
liens—1950 collections . . . . .	5,056.26
current taxes—1950 collections.. . . .	32,971.67
Emergency borrowings . . . . .	.....
<b>TOTAL RECEIPTS AND REVENUES REALIZED . . . . .</b>	<b>\$62,813.24</b>

<b>CAPITAL OUTLAY—1950</b>	
Beaches and boardwalks . . . . .	.....
Buildings and equipment . . . . .	.....
Parks and playgrounds . . . . .	.....
Sewers . . . . .	\$109.94
Streets, roads and bridges . . . . .	.....
Water supply . . . . .	.....
Other . . . . .	.....

<b>Tax rate . . . . .</b>	<b>\$7.37</b>
Local school tax rate . . . . .	4.21
County tax rate . . . . .	1.26
Local purpose tax rate . . . . .	1.90
<b>TAXES</b>	
Local school tax . . . . .	\$22,109.12
County taxes . . . . .	6,631.26
Special district taxes . . . . .	.....
Local purpose levy . . . . .	9,958.76
<b>Total tax levy (tax duplicate) ..</b>	<b>\$38,699.14</b>
<b>Per Capita Total Tax Levy . . . . .</b>	
	<b>\$43.05</b>
<b>Current</b>	
1950 taxes levied (total) . . . . .	\$38,701.46
Collected in 1950 . . . . .	32,971.67
Per cent of levy collected in 1950 . . . . .	85.19
Transferred to liens . . . . .	541.62
Cancelled, abated or adjusted . . . . .	.....
Outstanding December 31, 1950 ..	\$5,188.17
<b>All Prior Years Outstanding</b>	
Balance January 1, 1950 . . . . .	\$4,516.44
Collected in 1950 . . . . .	3,955.40
Balance December 31, 1950 . . . . .	\$385.32
<b>Tax Title Liens Outstanding</b>	
Balance January 1, 1950 . . . . .	\$20,928.12
Redeemed by cash . . . . .	1,100.86
Balance December 31, 1950 . . . . .	\$20,472.39
<b>Property Acquired by Deed or Foreclosure</b>	
Balance January 1, 1950 . . . . .	\$12,606.50
Sale for cash . . . . .	655.00
Balance December 31, 1950 . . . . .	\$11,966.50

<b>CAPITAL DEBT, DECEMBER 31, 1950</b>	
<b>Gross Debt</b>	
School debt . . . . .	.....
Self-liquidating debt. . . . .	.....
Other capital debt ..	\$72,000.00
<b>TOTAL GROSS DEBT . . . . .</b>	<b>\$72,000.00</b>
<b>Per Capita Gross Debt . . . . .</b>	
	<b>\$80.09</b>
<b>Deductions for</b>	
School debt . . . . .	.....
Self-liquidating debt. . . . .	.....
Other capital debt ..	.....
<b>TOTAL DEDUCTIONS . . . . .</b>	<b>.....</b>
<b>NET DEBT . . . . .</b>	<b>\$72,000.00</b>
<b>Average Assessed Valuations</b>	
Real Property 1948-1949-1950..	\$490,286.00
Per Cent of Net Debt . . . . .	14.68

<b>CURRENT FINANCES DECEMBER 31, 1950</b>	
Cash . . . . .	\$42,339.42
Taxes receivable . . . . .	5,573.49
Tax title liens . . . . .	20,472.39
Foreclosed property . . . . .	11,966.50
Accounts receivable . . . . .	1,634.19
State road aid receivable . . . . .	.....
Emergencies and deferred charges ..	.....
<b>TOTAL ASSETS . . . . .</b>	<b>\$81,985.99</b>
Cash liabilities . . . . .	\$19,762.29
Reserves . . . . .	39,646.57
Surplus revenue . . . . .	22,577.13
<b>TOTAL LIABILITIES AND SURPLUS . . . . .</b>	<b>\$81,985.99</b>

## WEST DEPTFORD TOWNSHIP—GLOUCESTER COUNTY

Population Census, 1950—5,409                      Land Area 15.94 sq. mi.                      Net Valuation Taxable \$5,801,740  
 1940—4,336

<b>EXPENDITURES AND REQUIRED PAYMENTS FOR 1950</b>	
<b>General Government</b>	
Administrative and executive . . . . .	\$15,450.00
Assessment and collection of taxes	10,100.00
Finance Department . . . . .	.....
<b>Protection to Persons &amp; Property</b>	
Fire . . . . .	4,400.00
Police . . . . .	5,000.00
Other . . . . .	.....
<b>Streets and Roads</b>	
Repairs and maintenance . . . . .	31,656.67
Street lighting . . . . .	6,000.00
<b>Sanitation</b>	
Street cleaning . . . . .	.....
Garbage and ash removal . . . . .	.....
Sewers . . . . .	.....
<b>Health and Charities</b>	
Health service . . . . .	1,150.00
Poor (including relief) . . . . .	5,900.00
Hospitals (aid and maintenance).	1,000.00
Other . . . . .	.....
<b>Recreation</b>	
Beaches and boardwalks . . . . .	.....
Parks and playgrounds . . . . .	.....
Other . . . . .	.....
<b>Educational</b>	
(Exclusive of school districts) ..	.....
<b>Unclassified Purposes</b>	
(Including contingent) . . . . .	3,198.33
<b>SUB-TOTAL—Municipal functions..</b>	<b>\$83,855.00</b>

<b>Per Capita—Municipal functions . . . . .</b>	<b>\$15.50</b>
Capital imp'ts and capital imp't fund	\$15,300.00
<b>Debt Service</b>	
Principal payments . . . . .	\$5,000.00
Interest payments .. . . .	3,100.00
<b>Total . . . . .</b>	<b>8,100.00</b>
<b>Per Capita Debt Service . . . . .</b>	<b>\$1.50</b>
<b>Deferred Charges and Statutory Expenditures</b>	
Emergencies . . . . .	.....
Other deferred chgs. . . . .	.....
<b>Total . . . . .</b>	<b>.....</b>
<b>TOTAL—Municipal expenditures . . . . .</b>	<b>\$107,255.00</b>

<b>Required Payments for Local School, County, and Special District Taxes . . . . .</b>	<b>197,492.92</b>
-----------------------------------------------------------------------------------------	-------------------

<b>TOTAL EXPENDITURES AND REQUIRED PAYMENTS . . . . .</b>	<b>\$304,747.92</b>
Reserve for uncollected taxes . . . . .	\$42,642.79
<b>GRAND TOTAL—Budget . . . . .</b>	<b>\$347,390.71</b>

<b>RECEIPTS AND REVENUES REALIZED IN 1950 TO MEET EXPENDITURES AND REQUIRED PAYMENTS</b>	
Surplus revenue appropriated ..	\$5,000.00
Miscellaneous revenues realized.	45,056.51
State aid revenues realized . . . . .	9,768.59
Delinquent taxes including	.....
liens—1950 collections . . . . .	23,714.90
Current taxes—1950 collections..	282,553.81
Emergency borrowings . . . . .	.....
<b>TOTAL RECEIPTS AND REVENUES REALIZED . . . . .</b>	<b>\$366,093.81</b>

<b>CAPITAL OUTLAY—1950</b>	
Beaches and boardwalks . . . . .	.....
Buildings and equipment . . . . .	.....
Parks and playgrounds . . . . .	.....
Sewers . . . . .	.....
Streets, roads and bridges . . . . .	.....
Water supply . . . . .	.....
Other . . . . .	.....

<b>Tax rate . . . . .</b>	<b>\$4.86</b>
Local school tax rate . . . . .	2.41
County tax rate . . . . .	1.00
Local purpose tax rate . . . . .	1.45

<b>TAXES</b>	
Local school tax ...	\$139,745.00
County taxes . . . . .	57,747.92
Special district taxes . . . . .	.....
Local purpose levy . . . . .	84,040.26
<b>Total tax levy (tax duplicate) ..</b>	<b>\$281,533.18</b>

<b>Per Capita Total Tax Levy . . . . .</b>	<b>\$52.05</b>
<b>Current</b>	
1950 taxes levied (total) . . . . .	\$301,738.00
Collected in 1950 . . . . .	282,553.81
Per cent of levy collected in 1950 . . . . .	93.64
Transferred to liens . . . . .	4,365.47
Cancelled, abated or adjusted . . . . .	376.65
Outstanding December 31, 1950 ..	\$14,442.07

<b>All Prior Years Outstanding</b>	
Balance January 1, 1950 . . . . .	\$25,287.79
Collected in 1950 . . . . .	19,771.80
Balance December 31, 1950 . . . . .	\$4,951.27

<b>Tax Title Liens Outstanding</b>	
Balance January 1, 1950 . . . . .	\$127,186.35
Redeemed by cash . . . . .	3,574.63
Balance December 31, 1950 . . . . .	\$112,054.10

<b>Property Acquired by Deed or Foreclosure</b>	
Balance January 1, 1950 . . . . .	\$9,323.90
Sale for cash . . . . .	535.00
Balance December 31, 1950 . . . . .	\$7,322.95

<b>CAPITAL DEBT, DECEMBER 31, 1950</b>	
<b>Gross Debt</b>	
School debt . . . . .	\$40,000.00
Self-liquidating debt. . . . .	.....
Other capital debt .. . . .	75,000.00
<b>TOTAL GROSS DEBT . . . . .</b>	<b>\$115,000.00</b>
<b>Per Capita Gross Debt . . . . .</b>	<b>\$21.26</b>

<b>Deductions for</b>	
School debt . . . . .	\$40,000.00
Self-liquidating debt. . . . .	.....
Other capital debt .. . . .	.....
<b>TOTAL DEDUCTIONS . . . . .</b>	<b>40,000.00</b>
<b>NET DEBT . . . . .</b>	<b>\$75,000.00</b>

<b>Average Assessed Valuations</b>	
Real Property 1948-1949-1950..	\$3,777,215.00
Per Cent of Net Debt . . . . .	1.98

<b>CURRENT FINANCES DECEMBER 31, 1950</b>	
Cash . . . . .	\$134,784.22
Taxes receivable . . . . .	19,393.34
Tax title liens . . . . .	112,054.10
Foreclosed property . . . . .	7,322.95
Accounts receivable . . . . .	2,664.44
State road aid receivable . . . . .	12,111.08
Emergencies and deferred charges ..	3,048.36
<b>TOTAL ASSETS . . . . .</b>	<b>\$291,378.49</b>

Cash liabilities . . . . .	\$47,876.02
Reserves . . . . .	141,434.83
Surplus revenue . . . . .	102,067.64
<b>TOTAL LIABILITIES AND SURPLUS . . . . .</b>	<b>\$291,378.49</b>

**WESTFIELD TOWN—UNION COUNTY**

Population Census, 1950—21,335  
1940—18,458

Land Area 6.4 sq. mi.

Net Valuation Taxable \$39,813,694

**EXPENDITURES AND RE-  
QUIRED PAYMENTS FOR 1950**

<b>General Government</b>	
Administrative and executive ....	\$47,356.23
Assessment and collection of taxes ..	21,542.86
Finance Department .....	5,875.00
<b>Protection to Persons &amp; Property</b>	
Fire .....	128,975.03
Police .....	134,730.00
Other .....	11,518.78
<b>Streets and Roads</b>	
Repairs and maintenance .....	139,560.00
Street lighting .....	31,770.52
<b>Sanitation</b>	
Street cleaning .....	.....
Garbage and ash removal .....	.....
Sewers .....	12,678.13
<b>Health and Charities</b>	
Health service .....	14,013.67
Poor (including relief) .....	13,719.03
Hospitals (aid and maintenance) ..	.....
Other .....	.....
<b>Recreation</b>	
Beaches and boardwalks .....	.....
Parks and playgrounds .....	7,196.00
Other .....	.....
<b>Educational</b>	
(Exclusive of school districts) ..	21,600.00
<b>Unclassified Purposes</b>	
(Including contingent) .....	37,750.33
<b>SUB-TOTAL—Municipal functions..</b>	<b>\$628,285.58</b>

<b>Per Capita—Municipal functions ....</b>	<b>\$29.45</b>
Capital imp'ts and capital imp't fund	\$75,000.00
<b>Debt Service</b>	
Principal payments .	\$119,731.46
Interest payments ..	36,224.23
Total .....	155,955.69
<b>Per Capita Debt Service .....</b>	<b>\$7.31</b>
<b>Deferred Charges and Statutory Expenditures</b>	
Emergencies .....	.....
Other deferred chgs.	\$70,610.25
Total .....	70,610.25

**TOTAL—Municipal expenditures ...** \$929,851.52

**Required Payments for Local School, County, and Special District Taxes .....** 1,373,459.18

**TOTAL EXPENDITURES AND REQUIRED PAYMENTS .....** \$2,303,310.70

Reserve for uncollected taxes .....

**GRAND TOTAL—Budget .....** \$2,508,353.83

**RECEIPTS AND REVENUES  
REALIZED IN 1950 TO MEET  
EXPENDITURES AND RE-  
QUIRED PAYMENTS**

Miscellaneous revenue appropriated ..	\$155,000.00
Miscellaneous revenues realized .....	270,599.77
State aid revenues realized .....	19,701.44
<b>Delinquent taxes including</b>	
liens—1950 collections .....	59,193.32
Current taxes—1950 collections..	2,050,792.16
Emergency borrowings .....	.....

**TOTAL RECEIPTS AND REVENUES REALIZED .....** \$2,555,286.69

**CAPITAL OUTLAY—1950**

Beaches and boardwalks .....	.....
Buildings and equipment .....	\$1,902.37
Parks and playgrounds .....	8,621.86
Sewers .....	16,771.40
Streets, roads and bridges .....	44,852.40
Water supply .....	.....
Other .....	31,527.95

<b>Tax rate .....</b>	<b>\$5.27</b>
Local school tax rate .....	2.66
County tax rate .....	0.79
Local purpose tax rate .....	1.82

**TAXES**

Local school tax ...	\$1,060,006.00
County taxes .....	313,453.18
Special district taxes .....	.....
Local purpose levy .....	\$1,373,459.18
	726,251.34
<b>Total tax levy (tax duplicate) ..</b>	<b>\$2,099,710.52</b>

**Per Capita Total Tax Levy .....** \$98.42

**Current**

1950 taxes levied (total) .....	\$2,126,188.26
Collected in 1950 .....	2,050,792.16
Per cent of levy col- lected in 1950 ...	96.45
Transferred to liens .....	9,532.60
Cancelled, abated or adjusted .....	7,407.19
Outstanding December 31, 1950 ..	\$58,456.31

**All Prior Years Outstanding**

Balance January 1, 1950 .....	\$66,975.84
Collected in 1950 .....	58,386.47
Balance December 31, 1950 .....	\$2,719.40

**Tax Title Liens Outstanding**

Balance January 1, 1950 .....	\$107,628.80
Redeemed by cash .....	806.85
Balance December 31, 1950 .....	\$134,196.65

**Property Acquired by Deed or**

<b>Foreclosure</b>	
Balance January 1, 1950 .....	\$93,460.00
Sale for cash .....	16,233.00
Balance December 31, 1950 .....	\$79,560.00

**CAPITAL DEBT, DECEMBER 31, 1950**

<b>Gross Debt</b>	
School debt .....	\$3,439,500.00
Self-liquidating debt ..	.....
Other capital debt ..	770,217.00

**TOTAL GROSS DEBT .....** \$4,209,717.00  
**Per Capita Gross Debt .....** \$197.32

**Deductions for**

School debt .....	\$2,912,395.00
Self-liquidating debt ..	.....
Other capital debt ..	103,430.00

**TOTAL DEDUCTIONS .....** 3,015,825.00

**NET DEBT .....** \$1,193,892.00

**Average Assessed Valuations**

Real Property 1948-1949-1950 ..	\$36,404,941.00
Per Cent of Net Debt .....	3.27

**CURRENT FINANCES DECEMBER 31, 1950**

Cash .....	\$578,361.48
Taxes receivable .....	61,175.71
Tax title liens .....	134,196.65
Foreclosed property .....	79,560.00
Accounts receivable .....	1,387.20
State road aid receivable .....	.....
Emergencies and deferred charges ..	.....
<b>TOTAL ASSETS .....</b>	<b>\$854,681.04</b>

Cash liabilities .....	\$239,081.42
Reserves .....	276,319.56
Surplus revenue .....	339,280.06

**TOTAL LIABILITIES AND SURPLUS .....** \$854,681.04

## WEST LONG BRANCH BOROUGH—MONMOUTH COUNTY

Population Census, 1950—2,720  
1940—2,030

Land Area 2.9 sq. mi.

Net Valuation Taxable \$1,957,635

### EXPENDITURES AND RE- QUIRED PAYMENTS FOR 1950

<b>General Government</b>		
Administrative and executive . . . . .	\$12,066.96	
Assessment and collection of taxes	5,748.62	
Finance Department . . . . .		
<b>Protection to Persons &amp; Property</b>		
Fire . . . . .	7,696.08	
Police . . . . .	9,567.44	
Other . . . . .		
<b>Streets and Roads</b>		
Repairs and maintenance . . . . .	13,720.63	
Street lighting . . . . .	4,351.21	
<b>Sanitation</b>		
Street cleaning . . . . .		
Garbage and ash removal . . . . .	5,600.08	
Sewers . . . . .		
<b>Health and Charities</b>		
Health service . . . . .	1,638.31	
Poor (including relief) . . . . .	2,200.00	
Hospitals (aid and maintenance) . . . . .		
Other . . . . .		
<b>Recreation</b>		
Beaches and boardwalks . . . . .		
Parks and playgrounds . . . . .		
Other . . . . .		
<b>Educational</b>		
(Exclusive of school districts) . . . . .	2,055.14	
<b>Unclassified Purposes</b>		
(Including contingent) . . . . .	1,982.99	
<b>SUB-TOTAL—Municipal functions..</b>	<b>\$66,627.46</b>	

<b>Per Capita—Municipal functions . . . . .</b>	<b>\$24.50</b>	
Capital imp'ts and capital imp't fund	\$9,770.00	
<b>Debt Service</b>		
Principal payments . . . . .	\$6,000.00	
Interest payments . . . . .	2,953.84	
Total . . . . .	8,953.84	
<b>Per Capita Debt Service . . . . .</b>		<b>\$3.29</b>
<b>Deferred Charges and Statutory Expenditures</b>		
Emergencies . . . . .		
Other deferred chgs. . . . .		
Total . . . . .		
<b>TOTAL—Municipal expenditures . . . . .</b>	<b>\$85,351.30</b>	

<b>Required Payments for Local School, County, and Special District Taxes . . . . .</b>	<b>104,505.65</b>	
<b>TOTAL EXPENDITURES AND REQUIRED PAYMENTS . . . . .</b>	<b>\$189,856.95</b>	
Reserve for uncollected taxes . . . . .	\$21,864.60	
<b>GRAND TOTAL—Budget . . . . .</b>	<b>\$211,721.55</b>	

<b>RECEIPTS AND REVENUES REALIZED IN 1950 TO MEET EXPENDITURES AND REQUIRED PAYMENTS</b>		
Surplus revenue appropriated . . . . .	\$10,000.00	
Miscellaneous revenues realized . . . . .	40,069.08	
State aid revenues realized . . . . .	6,823.00	
<b>Delinquent taxes including</b>		
liens—1950 collections . . . . .	11,886.93	
Current taxes—1950 collections..	131,748.42	
Emergency borrowings . . . . .		
<b>TOTAL RECEIPTS AND REVENUES REALIZED . . . . .</b>	<b>\$200,527.43</b>	

### CAPITAL OUTLAY—1950

Beaches and boardwalks . . . . .	
Buildings and equipment . . . . .	
Parks and playgrounds . . . . .	
Sewers . . . . .	
Streets, roads and bridges . . . . .	\$600.00
Water supply . . . . .	
Other . . . . .	

<b>Tax rate . . . . .</b>	<b>\$7.47</b>
Local school tax rate . . . . .	3.87
County tax rate . . . . .	1.47
Local purpose tax rate . . . . .	2.13

### TAXES

Local school tax . . . . .	\$75,700.00	
County taxes . . . . .	28,805.65	
Special district taxes . . . . .		
Local purpose levy . . . . .		\$104,505.65
		41,640.60
<b>Total tax levy (tax duplicate) ..</b>		<b>\$146,146.25</b>
<b>Per Capita Total Tax Levy . . . . .</b>		<b>\$53.73</b>

<b>Current</b>		
1950 taxes levied (total) . . . . .	\$146,101.44	
Collected in 1950 . . . . .	131,748.42	
Per cent of levy collected in 1950 . . . . .	90.17	
Transferred to liens . . . . .	1,833.86	
Cancelled, abated or adjusted . . . . .		
Outstanding December 31, 1950 ..	\$12,519.16	

<b>All Prior Years Outstanding</b>		
Balance January 1, 1950 . . . . .	\$12,473.69	
Collected in 1950 . . . . .	11,353.47	
Balance December 31, 1950 . . . . .	\$991.66	

<b>Tax Title Liens Outstanding</b>		
Balance January 1, 1950 . . . . .	\$17,112.53	
Redeemed by cash . . . . .	533.46	
Balance December 31, 1950 . . . . .	\$18,412.93	

<b>Property Acquired by Deed or Foreclosure</b>		
Balance January 1, 1950 . . . . .	\$97,090.60	
Sale for cash . . . . .	9,840.62	
Balance December 31, 1950 . . . . .	\$90,049.98	

### CAPITAL DEBT, DECEMBER 31, 1950

<b>Gross Debt</b>		
School debt . . . . .	\$179,000.00	
Self-liquidating debt . . . . .		
Other capital debt . . . . .	72,315.00	
<b>TOTAL GROSS DEBT . . . . .</b>	<b>\$251,315.00</b>	

<b>Per Capita Gross Debt . . . . .</b>	<b>\$92.40</b>
----------------------------------------	----------------

<b>Deductions for</b>		
School debt . . . . .	\$112,524.00	
Self-liquidating debt . . . . .		
Other capital debt . . . . .		
<b>TOTAL DEDUCTIONS . . . . .</b>	<b>112,524.00</b>	

**NET DEBT . . . . .** **\$138,791.00**

<b>Average Assessed Valuations</b>		
Real Property 1948-1949-1950..	\$1,875,407.00	
Per Cent of Net Debt . . . . .	7.40	

### CURRENT FINANCES DECEMBER 31, 1950

Cash . . . . .	\$90,549.68
Taxes receivable . . . . .	13,510.82
Tax title liens . . . . .	18,412.93
Foreclosed property . . . . .	90,049.98
Accounts receivable . . . . .	688.96
State road aid receivable . . . . .	11,587.49
Emergencies and deferred charges . . . . .	
<b>TOTAL ASSETS . . . . .</b>	<b>\$224,799.86</b>

Cash liabilities . . . . .	\$57,281.69
Reserves . . . . .	122,662.69
Surplus revenue . . . . .	44,855.48
<b>TOTAL LIABILITIES AND SURPLUS . . . . .</b>	<b>\$224,799.86</b>

**WEST MILFORD TOWNSHIP—PASSAIC COUNTY**

Population Census, 1950—3,567      Land Area 78.5 sq. mi.      Net Valuation Taxable \$7,644,028  
 1940—2,501

**EXPENDITURES AND RE-  
 QUIRED PAYMENTS FOR 1950**

<b>General Government</b>	
Administrative and executive . . . . .	\$17,200.00
Assessment and collection of taxes . . . . .	12,300.00
Finance Department . . . . .	1,400.00
<b>Protection to Persons &amp; Property</b>	
Fire . . . . .	5,000.00
Police . . . . .	11,150.00
Other . . . . .	.....
<b>Streets and Roads</b>	
Repairs and maintenance . . . . .	106,807.50
Street lighting . . . . .	.....
<b>Sanitation</b>	
Street cleaning . . . . .	.....
Garbage and ash removal . . . . .	.....
Sewers . . . . .	.....
<b>Health and Charities</b>	
Health service . . . . .	3,000.00
Poor (including relief) . . . . .	3,550.00
Hospitals (aid and maintenance) . . . . .	200.00
Other . . . . .	.....
<b>Recreation</b>	
Beaches and boardwalks . . . . .	.....
Parks and playgrounds . . . . .	.....
Other . . . . .	.....
<b>Educational</b>	
(Exclusive of school districts) . . . . .	.....
<b>Unclassified Purposes</b>	
(Including contingent) . . . . .	12,112.95
<b>SUB-TOTAL—Municipal functions..</b>	<b>\$172,720.45</b>

<b>Per Capita—Municipal functions . . . . .</b>	<b>\$48.42</b>
Capital imp'ts and capital imp't fund	\$1,500.00
<b>Debt Service</b>	
Principal payments . . . . .	\$5,000.00
Interest payments . . . . .	1,500.00
<b>Total . . . . .</b>	<b>6,500.00</b>
<b>Per Capita Debt Service . . . . .</b>	<b>\$1.82</b>
<b>Deferred Charges and Statutory Expenditures</b>	
Emergencies . . . . .	.....
Other deferred chgs. . . . .	\$10,826.00
<b>Total . . . . .</b>	<b>10,826.00</b>

<b>TOTAL—Municipal expenditures . . . . .</b>	<b>\$191,546.45</b>
<b>Required Payments for Local School, County, and Special District Taxes . . . . .</b>	<b>186,546.52</b>

<b>TOTAL EXPENDITURES AND REQUIRED PAYMENTS . . . . .</b>	<b>\$378,092.97</b>
Reserve for uncollected taxes . . . . .	\$65,979.66
<b>GRAND TOTAL—Budget . . . . .</b>	<b>\$444,072.63</b>

<b>RECEIPTS AND REVENUES REALIZED IN 1950 TO MEET EXPENDITURES AND RE-REQUIRED PAYMENTS</b>	
Surplus revenue appropriated . . . . .	\$35,000.00
Miscellaneous revenues realized . . . . .	35,095.45
State aid revenues realized . . . . .	41,046.00
<b>Delinquent taxes including</b>	
liens—1950 collections . . . . .	36,093.30
Current taxes—1950 collections . . . . .	293,004.35
Emergency borrowings . . . . .	.....
<b>TOTAL RECEIPTS AND REVENUES REALIZED . . . . .</b>	<b>\$440,239.10</b>

<b>CAPITAL OUTLAY—1950</b>	
Beaches and boardwalks . . . . .	.....
Buildings and equipment . . . . .	.....
Parks and playgrounds . . . . .	.....
Sewers . . . . .	.....
Streets, roads and bridges . . . . .	.....
Water supply . . . . .	.....
Other . . . . .	\$4,372.10

	Real Property	2nd Class R. R. Prop. & Personal Prop.
<b>Tax rate . . . . .</b>	<b>\$4.34</b>	<b>\$4.24</b>
<b>TAXES</b>		
Local school tax . . . . .	\$112,431.16	
County taxes . . . . .	74,115.36	
Special district taxes . . . . .	.....	
Local purpose levy . . . . .		\$186,546.52
		144,467.16
<b>Total tax levy (tax duplicate) ..</b>		<b>\$331,013.68</b>
<b>Per Capita Total Tax Levy . . . . . \$92.80</b>		
<b>Current</b>		
1950 taxes levied (total) . . . . .		\$333,265.85
Collected in 1950 . . . . .		293,004.35
Per cent of levy collected in 1950 . . . . .	87.90	
Transferred to liens . . . . .		.....
Cancelled, abated or adjusted . . . . .		.....
Outstanding December 31, 1950 ..		\$40,261.50
<b>All Prior Years Outstanding</b>		
Balance January 1, 1950 . . . . .		\$55,227.93
Collected in 1950 . . . . .		35,190.78
Balance December 31, 1950 . . . . .		\$20,037.15
<b>Tax Title Liens Outstanding</b>		
Balance January 1, 1950 . . . . .		\$11,944.56
Redeemed by cash . . . . .		902.52
Balance December 31, 1950 . . . . .		\$11,042.04
<b>Property Acquired by Deed or Foreclosure</b>		
Balance January 1, 1950 . . . . .		\$1,800.00
Sale for cash . . . . .		.....
Balance December 31, 1950 . . . . .		\$1,800.00

<b>CAPITAL DEBT, DECEMBER 31, 1950</b>		
<b>Gross Debt</b>		
School debt . . . . .	\$192,000.00	
Self-liquidating debt. . . . .	.....	
Other capital debt ..	72,559.00	
<b>TOTAL GROSS DEBT . . . . .</b>		<b>\$264,559.00</b>
<b>Per Capita Gross Debt . . . . .</b>		<b>\$74.17</b>
<b>Deductions for</b>		
School debt . . . . .	\$192,000.00	
Self-liquidating debt. . . . .	.....	
Other capital debt ..	.....	
<b>TOTAL DEDUCTIONS . . . . .</b>		<b>192,000.00</b>
<b>NET DEBT . . . . .</b>		<b>\$72,559.00</b>
<b>Average Assessed Valuations</b>		
Real Property 1948-1949-1950..	\$7,052,533.00	
Per Cent of Net Debt . . . . .	1.02	

<b>CURRENT FINANCES DECEMBER 31, 1950</b>	
Cash . . . . .	\$195,177.59
Taxes receivable . . . . .	60,298.65
Tax title liens . . . . .	11,042.04
Foreclosed property . . . . .	1,800.00
Accounts receivable . . . . .	7,575.77
State road aid receivable . . . . .	40,151.49
Emergencies and deferred charges ..	612.95
<b>TOTAL ASSETS . . . . .</b>	<b>\$316,658.49</b>
Cash liabilities . . . . .	\$91,504.25
Reserves . . . . .	80,716.46
Surplus revenue . . . . .	144,437.78
<b>TOTAL LIABILITIES AND SURPLUS . . . . .</b>	<b>\$316,658.49</b>

**WEST NEW YORK TOWN—HUDSON COUNTY**

Population Census, 1950—37,754      Land Area 0.9 sq. mi.      Net Valuation Taxable \$46,970,129  
 1940—39,439

**EXPENDITURES AND REQUIRED PAYMENTS FOR 1950**

**General Government**

Administrative and executive . . . \$156,173.82  
 Assessment and collection of taxes 34,890.00  
 Finance Department . . . . . 5,000.00

**Protection to Persons & Property**

Fire . . . . . 323,014.52  
 Police . . . . . 305,100.00  
 Other . . . . . 42,129.04

**Streets and Roads**

Repairs and maintenance . . . . 172,975.00  
 Street lighting . . . . . 35,000.00

**Sanitation**

Street cleaning . . . . .  
 Garbage and ash removal . . . . 67,200.00  
 Sewers . . . . . 19,080.00

**Health and Charities**

Health service . . . . . 34,714.18  
 Poor (including relief) . . . . . 62,200.00  
 Hospitals (aid and maintenance) . . . . .  
 Other . . . . .

**Recreation**

Beaches and boardwalks . . . . .  
 Parks and playgrounds . . . . . 46,700.00  
 Other . . . . . 29,000.00

**Educational**  
 (Exclusive of school districts) . . 20,197.00

**Unclassified Purposes**  
 (Including contingent) . . . . . 26,746.44

---

SUB-TOTAL—Municipal functions.. \$1,380,120.00

**Per Capita—Municipal functions . . . . . \$36.56**

Capital imp'ts and capital imp't fund \$36,200.00

**Debt Service**

Principal payments . \$284,000.00  
 Interest payments .. 164,303.38

---

Total . . . . . 448,303.38

**Per Capita Debt Service . . . . . \$11.87**

**Deferred Charges and Statutory Expenditures**

Emergencies . . . . . \$32,000.00  
 Other deferred chgs. 98,640.79

---

Total . . . . . 130,640.79

TOTAL—Municipal expenditures . . \$1,995,264.17

**Required Payments for Local School, County, and Special District Taxes . . . . . 1,947,724.35**

---

**TOTAL EXPENDITURES AND REQUIRED PAYMENTS . . . . . \$3,942,988.52**

Reserve for uncollected taxes . . . . \$238,370.20

---

GRAND TOTAL—Budget . . . . . \$4,181,358.72

**RECEIPTS AND REVENUES REALIZED IN 1950 TO MEET EXPENDITURES AND REQUIRED PAYMENTS**

Surplus revenue appropriated . . \$100,000.00  
 Miscellaneous revenues realized. 229,345.99  
 State aid revenues realized . . . . 23,510.00

**Delinquent taxes including**

Liens—1950 collections . . . . . 160,097.85  
 Current taxes—1950 collections.. 3,513,784.41  
 Emergency borrowings . . . . .

---

**TOTAL RECEIPTS AND REVENUES REALIZED . . . . . \$4,026,738.25**

**CAPITAL OUTLAY—1950**

Beaches and boardwalks . . . . .  
 Buildings and equipment . . . . . \$78,103.78  
 Parks and playgrounds . . . . . 10,198.47  
 Sewers . . . . . 75,758.63  
 Streets, roads and bridges . . . . .  
 Water supply . . . . .  
 Other . . . . .

**Tax rate . . . . . \$7.91**

Local school tax rate . . . . . 2.43  
 County tax rate . . . . . 1.72  
 Local purpose tax rate . . . . . 3.76

**TAXES**

Local school tax . . . \$1,141,409.43  
 County taxes . . . . . 806,314.92  
 Special district taxes . . . . .

---

Local purpose levy . . . . . \$1,947,724.35  
 Total tax levy (tax duplicate) .. 1,766,424.37

---

Total tax levy (tax duplicate) .. \$3,714,148.72

**Per Capita Total Tax Levy . . . . . \$98.38**

**Current**

1950 taxes levied (total) . . . . . \$3,716,307.44  
 Collected in 1950 . . . . . 3,513,784.41  
 Per cent of levy collected in 1950 . . . . . 94.55  
 Transferred to liens . . . . . 3,645.57  
 Cancelled, abated or adjusted . . . . 15,904.36  
 Outstanding December 31, 1950 . . \$182,973.10

**All Prior Years Outstanding**

Balance January 1, 1950 . . . . . \$290,619.03  
 Collected in 1950 . . . . . 160,097.85  
 Balance December 31, 1950 . . . . \$135,989.91

**Tax Title Liens Outstanding**

Balance January 1, 1950 . . . . . \$52,329.85  
 Redeemed by cash . . . . . 3,895.13  
 Balance December 31, 1950 . . . . \$25,666.13

**Property Acquired by Deed or Foreclosure**

Balance January 1, 1950 . . . . . \$117,345.15  
 Sale for cash . . . . . 5,722.79  
 Balance December 31, 1950 . . . . \$101,847.36

**CAPITAL DEBT, DECEMBER 31, 1950**

**Gross Debt**

School debt . . . . . \$871,000.00  
 Self-liquidating debt. . . . .  
 Other capital debt . . 4,521,753.00

---

**TOTAL GROSS DEBT . . . . . \$5,392,753.00**

**Per Capita Gross Debt . . . . . \$142.84**

**Deductions for**

School debt . . . . . \$871,000.00  
 Self-liquidating debt. . . . .  
 Other capital debt . . . 79,000.00

---

**TOTAL DEDUCTIONS . . . . . 950,000.00**

**NET DEBT . . . . . \$4,442,753.00**

**Average Assessed Valuations**

Real Property 1948-1949-1950.. \$42,982,193.00  
 Per Cent of Net Debt . . . . . 10.33

**CURRENT FINANCES DECEMBER 31, 1950**

Cash . . . . . \$349,450.81  
 Taxes receivable . . . . . 318,963.01  
 Tax title liens . . . . . 25,666.13  
 Foreclosed property . . . . . 101,847.36  
 Accounts receivable . . . . . 6,117.64  
 State road aid receivable . . . . . 30,916.76  
 Emergencies and deferred charges .. 15,000.00

---

**TOTAL ASSETS . . . . . \$847,961.71**

Cash liabilities . . . . . \$104,831.31  
 Reserves . . . . . 452,594.14  
 Surplus revenue . . . . . 290,536.26

**TOTAL LIABILITIES AND SURPLUS . . . . . \$847,961.71**

## WEST ORANGE TOWN—ESSEX COUNTY

Population Census, 1950—28,624      Land Area 12.1 sq. mi.      Net Valuation Taxable \$49,385,157  
 1940—25,662

<b>EXPENDITURES AND REQUIRED PAYMENTS FOR 1950</b>	
<b>General Government</b>	
Administrative and executive . . .	\$68,534.57
Assessment and collection of taxes	67,476.66
Finance Department . . . . .	.....
<b>Protection to Persons &amp; Property</b>	
Fire . . . . .	232,111.46
Police . . . . .	231,754.34
Other . . . . .	.....
<b>Streets and Roads</b>	
Repairs and maintenance . . . . .	150,528.57
Street lighting . . . . .	40,549.24
<b>Sanitation</b>	
Street cleaning . . . . .	.....
Garbage and ash removal . . . . .	88,972.31
Sewers . . . . .	44,469.90
<b>Health and Charities</b>	
Health service . . . . .	26,230.20
Poor (including relief) . . . . .	67,161.80
Hospitals (aid and maintenance) . . . . .	.....
Other . . . . .	3,794.36
<b>Recreation</b>	
Beaches and boardwalks . . . . .	.....
Parks and playgrounds . . . . .	43,776.43
Other . . . . .	5,968.54
<b>Educational</b>	
(Exclusive of school districts) ..	14,968.67
<b>Unclassified Purposes</b>	
(Including contingent) . . . . .	43,768.99
<b>SUB-TOTAL—Municipal functions..</b>	<b>\$1,130,066.04</b>
<b>Per Capita—Municipal functions . . . . .</b>	<b>\$39.48</b>
Capital imp'ts and capital imp't fund	\$16,200.00
<b>Debt Service</b>	
Principal payments . . . . .	\$180,000.00
Interest payments ..	81,423.75
<b>Total . . . . .</b>	<b>261,423.75</b>
<b>Per Capita Debt Service . . . . .</b>	<b>\$9.13</b>
<b>Deferred Charges and Statutory Expenditures</b>	
Emergencies . . . . .	.....
Other deferred chgs. . . . .	\$119,490.30
<b>Total . . . . .</b>	<b>119,490.30</b>
<b>TOTAL—Municipal expenditures . . . . .</b>	<b>\$1,527,180.09</b>
<b>Required Payments for Local School, County, and Special District Taxes . . . . .</b>	
	1,630,743.01
<b>TOTAL EXPENDITURES AND REQUIRED PAYMENTS . . . . .</b>	<b>\$3,157,923.10</b>
Reserve for uncollected taxes . . . . .	\$200,806.75
<b>GRAND TOTAL—Budget . . . . .</b>	<b>\$3,358,729.85</b>
<b>RECEIPTS AND REVENUES REALIZED IN 1950 TO MEET EXPENDITURES AND REQUIRED PAYMENTS</b>	
Surplus revenue appropriated ..	\$200,000.00
Miscellaneous revenues realized.	375,877.43
State aid revenues realized . . . . .	18,783.20
Delinquent taxes including	.....
liens—1950 collections . . . . .	260,868.24
Current taxes—1950 collections..	2,501,626.60
Emergency borrowings . . . . .	.....
<b>TOTAL RECEIPTS AND REVENUES REALIZED . . . . .</b>	<b>\$3,357,155.47</b>

### CAPITAL OUTLAY—1950

Beaches and boardwalks . . . . .	.....
Buildings and equipment . . . . .	\$44.34
Parks and playgrounds . . . . .	.....
Sewers . . . . .	27,188.23
Streets, roads and bridges . . . . .	31,850.37
Water supply . . . . .	.....
Other . . . . .	.....

<b>Tax rate . . . . .</b>	<b>\$5.26</b>
Local school tax rate . . . . .	2.38
County tax rate . . . . .	0.92
Local purpose tax rate . . . . .	1.96

### TAXES

Local school tax . . . . .	\$1,175,102.98	
County taxes . . . . .	455,640.03	
Special district taxes . . . . .	.....	
		\$1,630,743.01
Local purpose levy . . . . .	.....	968,117.05
<b>Total tax levy (tax duplicate) ..</b>	<b>.....</b>	<b>\$2,598,860.06</b>
<b>Per Capita Total Tax Levy . . . . . \$90.79</b>		
<b>Current</b>		
1950 taxes levied (total) . . . . .	\$2,633,677.38	
Collected in 1950 . . . . .	2,501,626.60	
Per cent of levy collected in 1950 . . . . .	94.98	
Transferred to liens . . . . .	16,320.73	
Cancelled, abated or adjusted . . . . .	8,357.52	
Outstanding December 31, 1950 ..	\$107,372.53	

<b>All Prior Years Outstanding</b>	
Balance January 1, 1950 . . . . .	\$115,349.92
Collected in 1950 . . . . .	108,229.02
Balance December 31, 1950 . . . . .	\$5,529.22

<b>Tax Title Liens Outstanding</b>	
Balance January 1, 1950 . . . . .	\$250,931.50
Redeemed by cash . . . . .	15,945.67
Balance December 31, 1950 . . . . .	\$233,243.33

<b>Property Acquired by Deed or Foreclosure</b>	
Balance January 1, 1950 . . . . .	\$883,920.00
Sale for cash . . . . .	136,693.55
Balance December 31, 1950 . . . . .	\$810,120.00

### CAPITAL DEBT, DECEMBER 31, 1950

<b>Gross Debt</b>	
School debt . . . . .	\$3,274,000.00
Self-liquidating debt . . . . .	.....
Other capital debt ..	2,578,741.00
<b>TOTAL GROSS DEBT . . . . .</b>	<b>\$5,852,741.00</b>
<b>Per Capita Gross Debt . . . . . \$204.47</b>	
<b>Deductions for</b>	
School debt . . . . .	\$3,274,000.00
Self-liquidating debt . . . . .	.....
Other capital debt ..	.....
<b>TOTAL DEDUCTIONS . . . . .</b>	<b>3,274,000.00</b>
<b>NET DEBT . . . . .</b>	<b>\$2,578,741.00</b>

<b>Average Assessed Valuations</b>	
Real Property 1948-1949-1950..	\$44,213,283.00
Per Cent of Net Debt . . . . .	5.83

### CURRENT FINANCES DECEMBER 31, 1950

Cash . . . . .	\$478,148.25
Taxes receivable . . . . .	112,901.75
Tax title liens . . . . .	233,243.33
Foreclosed property . . . . .	810,120.00
Accounts receivable . . . . .	64,387.77
State road aid receivable . . . . .	12,742.20
Emergencies and deferred charges ..	18,200.00
<b>TOTAL ASSETS . . . . .</b>	<b>\$1,729,743.30</b>

Cash liabilities . . . . .	\$83,929.05
Reserves . . . . .	1,220,652.85
Surplus revenue . . . . .	425,161.40
<b>TOTAL LIABILITIES AND SURPLUS . . . . .</b>	<b>\$1,729,743.30</b>

**WEST PATERSON BOROUGH—PASSAIC COUNTY**

Population Census, 1950—3,933      Land Area 3.0 sq. mi.      Net Valuation Taxable \$3,012,040  
 1940—3,306

**EXPENDITURES AND REQUIRED PAYMENTS FOR 1950**

<b>General Government</b>	
Administrative and executive . . . . .	\$8,545.00
Assessment and collection of taxes . . . . .	5,800.00
Finance Department . . . . .	495.00
<b>Protection to Persons &amp; Property</b>	
Fire . . . . .	12,970.00
Police . . . . .	18,400.00
Other . . . . .	.....
<b>Streets and Roads</b>	
Repairs and maintenance . . . . .	7,175.00
Street lighting . . . . .	2,650.00
<b>Sanitation</b>	
Street cleaning . . . . .	.....
Garbage and ash removal . . . . .	5,900.00
Sewers . . . . .	7,300.00
<b>Health and Charities</b>	
Health service . . . . .	2,500.00
Poor (including relief) . . . . .	700.00
Hospitals (aid and maintenance) . . . . .	300.00
Other . . . . .	.....
<b>Recreation</b>	
Beaches and boardwalks . . . . .	.....
Parks and playgrounds . . . . .	25.00
Other . . . . .	.....
<b>Educational</b> (Exclusive of school districts) ..	
.....	.....
<b>Unclassified Purposes</b> (Including contingent) . . . . .	
.....	400.00
<b>SUB-TOTAL—Municipal functions..</b>	<b>\$73,160.00</b>

<b>Per Capita—Municipal functions . . . . .</b>	<b>\$18.60</b>
Capital imp'ts and capital imp't fund	\$1,000.00
<b>Debt Service</b>	
Principal payments . . . . .	\$12,020.00
Interest payments ..	8,366.00
Total . . . . .	20,386.00
<b>Per Capita Debt Service . . . . .</b>	<b>\$5.18</b>
<b>Deferred Charges and Statutory Expenditures</b>	
Emergencies . . . . .	\$650.00
Other deferred chgs. . . . .	5,645.32
Total . . . . .	6,295.32
<b>TOTAL—Municipal expenditures ...</b>	<b>\$100,841.32</b>

**Required Payments for Local School, County, and Special District Taxes . . . . .** 131,041.36

<b>TOTAL EXPENDITURES AND REQUIRED PAYMENTS . . . . .</b>	<b>\$231,882.68</b>
Reserve for uncollected taxes . . . . .	\$39,621.49
<b>GRAND TOTAL—Budget . . . . .</b>	<b>\$271,504.17</b>

<b>RECEIPTS AND REVENUES REALIZED IN 1950 TO MEET EXPENDITURES AND REQUIRED PAYMENTS</b>	
Surplus revenue appropriated . . . . .	\$14,021.27
Miscellaneous revenues realized. . . . .	28,640.04
State aid revenues realized . . . . .	5,087.00
Delinquent taxes including	
liens—1950 collections . . . . .	23,686.76
Current taxes—1950 collections..	187,864.68
Emergency borrowings . . . . .	.....
<b>TOTAL RECEIPTS AND REVENUES REALIZED . . . . .</b>	<b>\$259,299.75</b>

**CAPITAL OUTLAY—1950**

Beaches and boardwalks . . . . .	.....
Buildings and equipment . . . . .	\$1,413.46
Parks and playgrounds . . . . .	.....
Sewers . . . . .	.....
Streets, roads and bridges . . . . .	7,788.34
Water supply . . . . .	.....
Other . . . . .	.....

	Real Property	2nd Class R. R. Prop. & Personal Prop.
<b>Tax rate . . . . .</b>	<b>\$7.01</b>	<b>\$6.90</b>
<b>TAXES</b>		
Local school tax . . . . .	\$101,784.12	
County taxes . . . . .	29,257.24	
Special district taxes . . . . .	.....	
Local purpose levy . . . . .		\$131,041.36
		79,654.45
<b>Total tax levy (tax duplicate) ..</b>		<b>\$210,695.81</b>
<b>Per Capita Total Tax Levy . . . . .</b> \$53.57		
<b>Current</b>		
1950 taxes levied (total) . . . . .		\$215,184.77
Collected in 1950 . . . . .		187,864.68
Per cent of levy collected in 1950 . . . . .	87.30	
Transferred to liens . . . . .		2,390.36
Cancelled, abated or adjusted . . . . .		199.33
Outstanding December 31, 1950 ..		\$24,730.40

<b>All Prior Years Outstanding</b>	
Balance January 1, 1950 . . . . .	\$35,730.49
Collected in 1950 . . . . .	21,911.77
Balance December 31, 1950 . . . . .	\$13,372.79

<b>Tax Title Liens Outstanding</b>	
Balance January 1, 1950 . . . . .	\$38,047.65
Redeemed by cash . . . . .	1,774.99
Balance December 31, 1950 . . . . .	\$38,432.46

<b>Property Acquired by Deed or Foreclosure</b>	
Balance January 1, 1950 . . . . .	\$31,690.00
Sale for cash . . . . .	12,325.00
Balance December 31, 1950 . . . . .	\$26,965.00

**CAPITAL DEBT, DECEMBER 31, 1950**

<b>Gross Debt</b>	
School debt . . . . .	\$131,358.00
Self-liquidating debt. . . . .	1,774.99
Other capital debt ..	232,605.00
<b>TOTAL GROSS DEBT . . . . .</b>	<b>\$363,963.00</b>
<b>Per Capita Gross Debt . . . . .</b>	<b>\$92.54</b>

<b>Deductions for</b>	
School debt . . . . .	\$131,358.00
Self-liquidating debt. . . . .	.....
Other capital debt ..	49,499.00
<b>TOTAL DEDUCTIONS . . . . .</b>	<b>180,857.00</b>
<b>NET DEBT . . . . .</b>	<b>\$183,106.00</b>

<b>Average Assessed Valuations</b>	
Real Property 1948-1949-1950..	\$2,767,725.00
Per Cent of Net Debt . . . . .	6.61

**CURRENT FINANCES DECEMBER 31, 1950**

Cash . . . . .	\$81,738.42
Taxes receivable . . . . .	38,103.19
Tax title liens . . . . .	38,432.46
Foreclosed property . . . . .	26,965.00
Accounts receivable . . . . .	11,193.42
State road aid receivable . . . . .	16,057.65
Emergencies and deferred charges ..	4,000.00
<b>TOTAL ASSETS . . . . .</b>	<b>\$216,490.14</b>
Cash liabilities . . . . .	\$31,726.85
Reserves . . . . .	114,694.07
Surplus revenue . . . . .	70,069.22
<b>TOTAL LIABILITIES AND SURPLUS . . . . .</b>	<b>\$216,490.14</b>

**WESTVILLE BOROUGH—GLOUCESTER COUNTY**

Population Census, 1950—4,772      Land Area 1.04 sq. mi.      Net Valuation Taxable \$3,174,055  
 1940—3,585

<b>EXPENDITURES AND REQUIRED PAYMENTS FOR 1950</b>	
<b>General Government</b>	
Administrative and executive .....	\$12,261.26
Assessment and collection of taxes	6,426.00
Finance Department .....	.....
<b>Protection to Persons &amp; Property</b>	
Fire .....	7,200.00
Police .....	24,649.92
Other .....	.....
<b>Streets and Roads</b>	
Repairs and maintenance .....	14,763.00
Street lighting .....	6,265.00
<b>Sanitation</b>	
Street cleaning .....	.....
Garbage and ash removal .....	2,675.00
Sewers .....	5,630.33
<b>Health and Charities</b>	
Health service .....	1,175.00
Poor (including relief) .....	349.00
Hospitals (aid and maintenance) ..	.....
Other .....	600.00
<b>Recreation</b>	
Beaches and boardwalks .....	.....
Parks and playgrounds .....	1,738.83
Other .....	.....
<b>Educational</b>	
(Exclusive of school districts) ..	600.00
<b>Unclassified Purposes</b>	
(Including contingent) .....	324.00
<b>SUB-TOTAL—Municipal functions..</b>	<b>\$84,657.34</b>
<b>Per Capita—Municipal functions .....</b>	
Capital imp'ts and capital imp't fund	\$17.74
<b>Debt Service</b>	\$7,624.44
Principal payments ..	\$6,000.00
Interest payments ..	1,296.00
<b>Total .....</b>	<b>18,960.00</b>
<b>Per Capita Debt Service .....</b>	<b>\$3.97</b>
<b>Deferred Charges and Statutory Expenditures</b>	
Emergencies .....	\$2,480.36
Other deferred chgs. ....	.....
<b>Total .....</b>	<b>2,480.36</b>
<b>TOTAL—Municipal expenditures ...</b>	<b>\$113,722.14</b>
<b>Required Payments for Local School, County, and Special District Taxes .....</b>	
	109,651.10
<b>TOTAL EXPENDITURES AND REQUIRED PAYMENTS .....</b>	<b>\$223,373.24</b>
Reserve for uncollected taxes .....	\$16,000.00
<b>GRAND TOTAL—Budget .....</b>	<b>\$239,373.24</b>
<b>RECEIPTS AND REVENUES REALIZED IN 1950 TO MEET EXPENDITURES AND REQUIRED PAYMENTS</b>	
Surplus revenue appropriated ..	\$9,000.00
Miscellaneous revenues realized.	36,787.74
State aid revenues realized .....	11,236.90
<b>Delinquent taxes including</b>	
liens—1950 collections .....	11,416.63
current taxes—1950 collections..	171,234.60
Emergency borrowings .....	.....
<b>TOTAL RECEIPTS AND REVENUES REALIZED .....</b>	<b>\$239,675.87</b>

<b>CAPITAL OUTLAY—1950</b>	
Beaches and boardwalks .....	.....
Buildings and equipment .....	.....
Parks and playgrounds .....	.....
Sewers .....	.....
Streets, roads and bridges .....	.....
Water supply .....	.....
Other .....	.....

<b>Tax rate .....</b>	<b>\$5.88</b>
Local school tax rate .....	2.44
County tax rate .....	1.00
Local purpose tax rate .....	2.44
<b>TAXES</b>	
Local school tax ...	\$78,000.00
County taxes .....	31,651.10
Special district taxes .....	.....
<b>Local purpose levy .....</b>	<b>78,000.00</b>
<b>Total tax levy (tax duplicate) ..</b>	<b>\$187,651.10</b>
<b>Per Capita Total Tax Levy .....</b>	<b>\$39.32</b>
<b>Current</b>	
1950 taxes levied (total) .....	\$188,037.56
Collected in 1950 .....	171,234.60
Per cent of levy collected in 1950 ...	91.06
Transferred to liens .....	2,513.58
Cancelled, abated or adjusted ...	930.53
Outstanding December 31, 1950 ..	\$13,358.85
<b>All Prior Years Outstanding</b>	
Balance January 1, 1950 .....	\$22,784.98
Collected in 1950 .....	11,329.86
Balance December 31, 1950 .....	\$8,568.19
<b>Tax Title Liens Outstanding</b>	
Balance January 1, 1950 .....	\$41,238.61
Redeemed by cash .....	86.77
Balance December 31, 1950 .....	\$43,757.76
<b>Property Acquired by Deed or Foreclosure</b>	
Balance January 1, 1950 .....	\$15,800.00
Sale for cash .....	7,050.00
Balance December 31, 1950 .....	\$9,900.00

<b>CAPITAL DEBT, DECEMBER 31, 1950</b>	
<b>Gross Debt</b>	
School debt .....	.....
Self-liquidating debt.	\$74,000.00
Other capital debt ..	244,000.00
<b>TOTAL GROSS DEBT .....</b>	<b>\$318,000.00</b>
<b>Per Capita Gross Debt .....</b>	
	<b>\$66.64</b>
<b>Deductions for</b>	
School debt .....	.....
Self-liquidating debt.	\$74,000.00
Other capital debt ..	.....
<b>TOTAL DEDUCTIONS .....</b>	<b>74,000.00</b>
<b>NET DEBT .....</b>	<b>\$244,000.00</b>

**Average Assessed Valuations**  
 Real Property 1948-1949-1950.. \$2,992,226.00  
 Per Cent of Net Debt .....

<b>CURRENT FINANCES DECEMBER 31, 1950</b>	
Cash .....	\$131,946.95
Taxes receivable .....	21,927.04
Tax title liens .....	43,757.76
Foreclosed property .....	9,900.00
Accounts receivable .....	1,526.47
State road aid receivable .....	.....
Emergencies and deferred charges ..	.....
<b>TOTAL ASSETS .....</b>	<b>\$209,058.22</b>
Cash liabilities .....	\$47,224.07
Reserves .....	77,111.27
Surplus revenue .....	84,722.88
<b>TOTAL LIABILITIES AND SURPLUS .....</b>	<b>\$209,058.22</b>

**WEST WILDWOOD BOROUGH—CAPE MAY COUNTY**

Population Census, 1950—231  
1940—146

Land Area 0.4 sq. mi.

Net Valuation Taxable \$458,809

**EXPENDITURES AND RE-  
QUIRED PAYMENTS FOR 1950**

<b>General Government</b>	
Administrative and executive .....	\$5,145.00
Assessment and collection of taxes	6,460.00
Finance Department .....	325.00
<b>Protection to Persons &amp; Property</b>	
Fire .....	2,400.00
Police .....	2,120.00
Other .....	.....
<b>Streets and Roads</b>	
Repairs and maintenance .....	4,705.00
Street lighting .....	1,800.00
<b>Sanitation</b>	
Street cleaning .....	.....
Garbage and ash removal .....	1,700.00
Sewers .....	3,520.00
<b>Health and Charities</b>	
Health service .....	50.00
Poor (including relief) .....	200.00
Hospitals (aid and maintenance) ..	.....
Other .....	300.00
<b>Recreation</b>	
Beaches and boardwalks .....	.....
Parks and playgrounds .....	.....
Other .....	.....
<b>Educational</b>	
(Exclusive of school districts) ..	.....
<b>Unclassified Purposes</b>	
(Including contingent) .....	.....
<b>SUB-TOTAL—Municipal functions..</b>	<b>\$28,725.00</b>

<b>Per Capita—Municipal functions .....</b>	<b>\$124.35</b>
Capital imp'ts and capital imp't fund	\$2,500.00
<b>Debt Service</b>	
Principal payments ..	\$6,000.00
Interest payments ..	3,045.00
Total .....	9,045.00
<b>Per Capita Debt Service .....</b>	<b>\$39.16</b>
<b>Deferred Charges and Statutory Expenditures</b>	
Emergencies .....	\$2,900.00
Other deferred chgs.	432.75
Total .....	3,332.75
<b>TOTAL—Municipal expenditures ...</b>	<b>\$43,602.75</b>

<b>Required Payments for Local School, County, and Special District Taxes .....</b>	<b>12,869.07</b>
-------------------------------------------------------------------------------------	------------------

<b>TOTAL EXPENDITURES AND REQUIRED PAYMENTS .....</b>	<b>\$56,471.82</b>
Reserve for uncollected taxes .....	\$12,100.00
<b>GRAND TOTAL—Budget .....</b>	<b>\$68,571.82</b>

**RECEIPTS AND REVENUES  
REALIZED IN 1950 TO MEET  
EXPENDITURES AND RE-  
QUIRED PAYMENTS**

Surplus revenue appropriated ..	\$12,500.00
Miscellaneous revenues realized.	8,486.05
State aid revenues realized .....	1,620.40
Delinquent taxes including	.....
liens—1950 collections .....	3,530.08
Current taxes—1950 collections..	35,837.34
Emergency borrowings .....	.....
<b>TOTAL RECEIPTS AND REVENUES REALIZED .....</b>	<b>\$61,973.87</b>

**CAPITAL OUTLAY—1950**

Beaches and boardwalks .....	.....
Buildings and equipment .....	.....
Parks and playgrounds .....	.....
Sewers .....	.....
Streets, roads and bridges .....	.....
Water supply .....	.....
Other .....	.....

<b>Tax rate .....</b>	<b>\$9.70</b>
Local school tax rate .....	1.53
County tax rate .....	1.27
Local purpose tax rate .....	6.90

**TAXES**

Local school tax ...	\$7,039.77	
County taxes .....	5,829.30	
Special district taxes .....	.....	
Local purpose levy .....	.....	\$12,869.07
		31,602.75
<b>Total tax levy (tax duplicate) ..</b>		<b>\$44,471.82</b>

<b>Per Capita Total Tax Levy .....</b>	<b>\$192.52</b>
----------------------------------------	-----------------

<b>Current</b>	
1950 taxes levied (total) .....	\$45,240.43
Collected in 1950 .....	35,837.34
Per cent of levy collected in 1950 ...	79.21
Transferred to liens .....	3,563.08
Cancelled, abated or adjusted .....	48.50
Outstanding December 31, 1950 ..	\$5,791.51

<b>All Prior Years Outstanding</b>	
Balance January 1, 1950 .....	\$3,633.53
Collected in 1950 .....	3,530.08
Balance December 31, 1950 .....	\$20.55

<b>Tax Title Liens Outstanding</b>	
Balance January 1, 1950 .....	\$48,834.25
Redeemed by cash .....	403.45
Balance December 31, 1950 .....	\$42,872.51

<b>Property Acquired by Deed or Foreclosure</b>	
Balance January 1, 1950 .....	\$37,644.91
Sale for cash .....	3,512.50
Balance December 31, 1950 .....	\$39,924.91

**CAPITAL DEBT, DECEMBER 31, 1950**

<b>Gross Debt</b>	
School debt .....	.....
Self-liquidating debt.	\$9,000.00
Other capital debt ..	72,000.00
<b>TOTAL GROSS DEBT .....</b>	<b>\$81,000.00</b>
<b>Per Capita Gross Debt .....</b>	<b>\$350.65</b>

<b>Deductions for</b>	
School debt .....	.....
Self-liquidating debt.	\$9,000.00
Other capital debt ..	.....
<b>TOTAL DEDUCTIONS .....</b>	<b>9,000.00</b>
<b>NET DEBT .....</b>	<b>\$72,000.00</b>

<b>Average Assessed Valuations</b>	
Real Property 1948-1949-1950..	\$430,371.00
Per Cent of Net Debt .....	16.72

**CURRENT FINANCES DECEMBER 31, 1950**

Cash .....	\$23,467.25
Taxes receivable .....	5,812.06
Tax title liens .....	42,872.51
Foreclosed property .....	39,924.91
Accounts receivable .....	235.75
State road aid receivable .....	.....
Emergencies and deferred charges ..	.....
<b>TOTAL ASSETS .....</b>	<b>\$112,312.46</b>
Cash liabilities .....	\$8,485.99
Reserves .....	88,845.21
Surplus revenue .....	14,981.26
<b>TOTAL LIABILITIES AND SURPLUS .....</b>	<b>\$112,312.46</b>

**WEST WINDSOR TOWNSHIP—MERCER COUNTY**

Population Census, 1950—2,520  
1940—2,160

Land Area 26.84 sq. mi.

Net Valuation Taxable \$6,394,699

**EXPENDITURES AND REQUIRED PAYMENTS FOR 1950**

<b>General Government</b>	
Administrative and executive . . . . .	\$6,359.07
Assessment and collection of taxes	2,753.65
Finance Department . . . . .	534.44
<b>Protection to Persons &amp; Property</b>	
Fire . . . . .	554.91
Police . . . . .	2,490.47
Other . . . . .	.....
<b>Streets and Roads</b>	
Repairs and maintenance . . . . .	18,464.38
Street lighting . . . . .	48.84
<b>Sanitation</b>	
Street cleaning . . . . .	.....
Garbage and ash removal . . . . .	.....
Sewers . . . . .	.....
<b>Health and Charities</b>	
Health service . . . . .	793.72
Poor (including relief) . . . . .	3,346.94
Hospitals (aid and maintenance) . . . . .	.....
Other . . . . .	702.15
<b>Recreation</b>	
Beaches and boardwalks . . . . .	.....
Parks and playgrounds . . . . .	.....
Other . . . . .	.....
<b>Educational</b>	
(Exclusive of school districts) . . . . .	.....
<b>Unclassified Purposes</b>	
(Including contingent) . . . . .	510.20
<b>SUB-TOTAL—Municipal functions..</b>	<b>\$36,558.77</b>

<b>Per Capita—Municipal functions . . . . .</b>	<b>\$14.51</b>
Capital imp'ts and capital imp't fund	\$22,100.00
<b>Debt Service</b>	
Principal payments . . . . .	.....
Interest payments . . . . .	.....
<b>Total . . . . .</b>	<b>.....</b>

<b>Per Capita Debt Service . . . . .</b>	<b>.....</b>
<b>Deferred Charges and Statutory Expenditures</b>	
Emergencies . . . . .	.....
Other deferred chgs. \$58,198.25	.....
<b>Total . . . . .</b>	<b>58,198.25</b>

<b>TOTAL—Municipal expenditures . . . . .</b>	<b>\$116,857.02</b>
<b>Required Payments for Local School, County, and Special District Taxes . . . . .</b>	<b>149,131.14</b>

<b>TOTAL EXPENDITURES AND REQUIRED PAYMENTS . . . . .</b>	<b>\$265,988.16</b>
Reserve for uncollected taxes . . . . .	\$6,000.00
<b>GRAND TOTAL—Budget . . . . .</b>	<b>\$271,988.16</b>

<b>RECEIPTS AND REVENUES REALIZED IN 1950 TO MEET EXPENDITURES AND REQUIRED PAYMENTS</b>	
Surplus revenue appropriated . . . . .	\$37,147.25
Miscellaneous revenues realized . . . . .	103,940.01
State aid revenues realized . . . . .	16,076.00
Delinquent taxes including	
liens—1950 collections . . . . .	2,315.84
current taxes—1950 collections..	146,644.81
Emergency borrowings . . . . .	.....
<b>TOTAL RECEIPTS AND REVENUES REALIZED . . . . .</b>	<b>\$306,123.91</b>

**CAPITAL OUTLAY—1950**

Beaches and boardwalks . . . . .	.....
Buildings and equipment . . . . .	.....
Parks and playgrounds . . . . .	.....
Sewers . . . . .	.....
Streets, roads and bridges . . . . .	.....
Water supply . . . . .	.....
Other . . . . .	.....

<b>Tax rate . . . . .</b>	<b>\$2.33</b>
Local school tax rate . . . . .	1.22
County tax rate . . . . .	1.11
Local purpose tax rate . . . . .	....

**TAXES**

Local school tax . . . . .	\$78,000.00
County taxes . . . . .	71,131.14
Special district taxes . . . . .	.....
<b>Local purpose levy . . . . .</b>	<b>\$149,131.14</b>
<b>Total tax levy (tax duplicate) ..</b>	<b>\$149,131.14</b>

<b>Per Capita Total Tax Levy . . . . .</b>	<b>\$59.18</b>
--------------------------------------------	----------------

**Current**

1950 taxes levied (total) . . . . .	\$149,252.26
Collected in 1950 . . . . .	146,644.81
Per cent of levy collected in 1950 . . . . .	98.25
Transferred to liens . . . . .	43.13
Cancelled, abated or adjusted . . . . .	189.14
Outstanding December 31, 1950 ..	\$2,375.18

**All Prior Years Outstanding**

Balance January 1, 1950 . . . . .	\$3,779.12
Collected in 1950 . . . . .	2,110.14
Balance December 31, 1950 . . . . .	\$1,567.88

**Tax Title Liens Outstanding**

Balance January 1, 1950 . . . . .	\$916.03
Redeemed by cash . . . . .	205.70
Balance December 31, 1950 . . . . .	\$722.47

**Property Acquired by Deed or Foreclosure**

Balance January 1, 1950 . . . . .	.....
Sale for cash . . . . .	.....
Balance December 31, 1950 . . . . .	.....

**CAPITAL DEBT, DECEMBER 31, 1950**

<b>Gross Debt</b>	
School debt . . . . .	.....
Self-liquidating debt. . . . .	2,110.14
Other capital debt . . . . .	.....

<b>TOTAL GROSS DEBT . . . . .</b>	<b>.....</b>
<b>Per Capita Gross Debt . . . . .</b>	<b>.....</b>

<b>Deductions for</b>	
School debt . . . . .	.....
Self-liquidating debt. . . . .	2,110.14
Other capital debt . . . . .	.....

<b>TOTAL DEDUCTIONS . . . . .</b>	<b>.....</b>
<b>NET DEBT . . . . .</b>	<b>.....</b>

<b>Average Assessed Valuations</b>	
Real Property 1948-1949-1950..	\$4,853,506.00
Per Cent of Net Debt . . . . .	.....

**CURRENT FINANCES DECEMBER 31, 1950**

Cash . . . . .	\$169,259.64
Taxes receivable . . . . .	3,943.06
Tax title liens . . . . .	722.47
Foreclosed property . . . . .	.....
Accounts receivable . . . . .	376.46
State road aid receivable . . . . .	19,517.09
Emergencies and deferred charges . . . . .	.....
<b>TOTAL ASSETS . . . . .</b>	<b>\$193,818.72</b>

Cash liabilities . . . . .	\$111,880.96
Reserves . . . . .	5,041.99
Surplus revenue . . . . .	76,895.77

<b>TOTAL LIABILITIES AND SURPLUS . . . . .</b>	<b>\$193,818.72</b>
------------------------------------------------	---------------------



**WEYMOUTH TOWNSHIP—ATLANTIC COUNTY**

Population Census, 1950—749      Land Area 12.12 sq. mi.      Net Valuation Taxable \$135,915  
 1940—675

**EXPENDITURES AND REQUIRED PAYMENTS FOR 1950**

**General Government**  
 Administrative and executive .... \$2,385.00  
 Assessment and collection of taxes 950.00  
 Finance Department ..... 130.00

**Protection to Persons & Property**  
 Fire ..... 400.00  
 Police .....  
 Other .....  
**Streets and Roads**  
 Repairs and maintenance ..... 2,022.00  
 Street lighting ..... 300.00

**Sanitation**  
 Street cleaning .....  
 Garbage and ash removal .....  
 Sewers .....  
**Health and Charities**  
 Health service ..... 100.00  
 Poor (including relief) ..... 175.00  
 Hospitals (aid and maintenance) .....  
 Other .....  
**Recreation**  
 Beaches and boardwalks .....  
 Parks and playgrounds .....  
 Other .....  
**Educational**  
 (Exclusive of school districts) ..  
**Unclassified Purposes**  
 (Including contingent) ..... 50.00

**SUB-TOTAL—Municipal functions..** \$6,512.00

**Per Capita—Municipal functions** ... \$8.69  
 Capital imp'ts and capital imp't fund \$5,372.20

**Debt Service**  
 Principal payments .  
 Interest payments .. \$150.00

Total ..... 150.00

**Per Capita Debt Service** ..... \$0.20

**Deferred Charges and Statutory Expenditures**  
 Emergences .....  
 Other deferred chgs. \$577.77

Total ..... 577.77

**TOTAL—Municipal expenditures** ... \$12,611.97

**Required Payments for Local School, County, and Special District Taxes** ..... 12,857.34

**TOTAL EXPENDITURES AND REQUIRED PAYMENTS** ..... \$25,469.31

Reserve for uncollected taxes ..... \$6,086.14

**GRAND TOTAL—Budget** ..... \$31,555.45

**RECEIPTS AND REVENUES REALIZED IN 1950 TO MEET EXPENDITURES AND REQUIRED PAYMENTS**

Surplus revenue appropriated ..  
 Miscellaneous revenues realized. \$8,593.47  
 State aid revenues realized .... 3,804.03  
 Delinquent taxes including liens—1950 collections ..... 6,839.60  
 Current taxes—1950 collections.. 15,159.90  
 Emergency borrowings ..

**TOTAL RECEIPTS AND REVENUES REALIZED** ..... \$34,397.00

**CAPITAL OUTLAY—1950**

Beaches and boardwalks .....  
 Buildings and equipment .....  
 Parks and playgrounds .....  
 Sewers .....  
 Streets, roads and bridges .....  
 Water supply .....  
 Other .....

**Tax rate** ..... \$14.75  
 Local school tax rate ..... 7.96  
 County tax rate ..... 1.50  
 Local purpose tax rate .... 5.29

**TAXES**

Local school tax ... \$10,818.76  
 County taxes ..... 2,038.58  
 Special district taxes .....

Local purpose levy ..... \$12,857.34  
 Total tax levy (tax duplicate) .. \$20,037.39

**Per Capita Total Tax Levy** ..... \$26.75

**Current**  
 1950 taxes levied (total) ..... \$20,200.46  
 Collected in 1950 ..... 15,159.90  
 Per cent of levy collected in 1950 ... 75.04  
 Transferred to liens ..... 1,085.12  
 Cancelled, abated or adjusted .... 367.10  
 Outstanding December 31, 1950 .. \$3,588.34

**All Prior Years Outstanding**  
 Balance January 1, 1950 ..... \$8,930.50  
 Collected in 1950 ..... 6,776.25  
 Balance December 31, 1950 ..... \$578.14

**Tax Title Liens Outstanding**  
 Balance January 1, 1950 ..... \$13,598.67  
 Redeemed by cash ..... 63.35  
 Balance December 31, 1950 ..... \$16,836.95

**Property Acquired by Deed or Foreclosure**  
 Balance January 1, 1950 ..... \$6,245.00  
 Sale for cash .....  
 Balance December 31, 1950 ..... \$6,245.00

**CAPITAL DEBT, DECEMBER 31, 1950**

**Gross Debt**  
 School debt .....  
 Self-liquidating debt. ....  
 Other capital debt ..

**TOTAL GROSS DEBT** .....  
**Per Capita Gross Debt** .....

**Deductions for**  
 School debt .....  
 Self-liquidating debt. ....  
 Other capital debt ..

**TOTAL DEDUCTIONS** .....  
**NET DEBT** .....

**Average Assessed Valuations**  
 Real Property 1948-1949-1950.. \$132,946.00  
 Per Cent of Net Debt .....

**CURRENT FINANCES DECEMBER 31, 1950**

Cash ..... 12,814.21  
 Taxes receivable ..... 4,166.48  
 Tax title liens ..... 16,836.95  
 Foreclosed property ..... 6,245.00  
 Accounts receivable ..... 374.53  
 State road aid receivable ..... 2,428.57  
 Emergences and deferred charges .. 488.23

**TOTAL ASSETS** ..... \$43,353.97

Cash liabilities ..... \$731.05  
 Reserves ..... 27,622.96  
 Surplus revenue ..... 14,999.96

**TOTAL LIABILITIES AND SURPLUS** ..... \$43,353.97

# WHARTON BOROUGH—MORRIS COUNTY

Population Census, 1950—3,862  
1940—3,854

Land Area 2.0 sq. mi.

Net Valuation Taxable \$2,364,634

## EXPENDITURES AND REQUIRED PAYMENTS FOR 1950

<b>General Government</b>	
Administrative and executive .....	\$13,257.12
Assessment and collection of taxes .....	2,830.00
Finance Department .....	900.00
<b>Protection to Persons &amp; Property</b>	
Fire .....	8,795.00
Police .....	9,684.85
Other .....	240.69
<b>Streets and Roads</b>	
Repairs and maintenance .....	13,660.00
Street lighting .....	4,615.00
<b>Sanitation</b>	
Street cleaning .....	.....
Garbage and ash removal .....	3,838.00
Sewers .....	.....
<b>Health and Charities</b>	
Health service .....	3,127.03
Poor (including relief) .....	5,350.00
Hospitals (aid and maintenance) .....	1,000.00
Other .....	.....
<b>Recreation</b>	
Beaches and boardwalks .....	.....
Parks and playgrounds .....	1,460.00
Other .....	.....
<b>Educational</b>	
(Exclusive of school districts) ..	790.00
<b>Unclassified Purposes</b>	
(Including contingent) .....	4,358.00
<b>SUB-TOTAL—Municipal functions..</b>	<b>\$73,905.69</b>

<b>Per Capita—Municipal functions .....</b>	
Capital imp'ts and capital imp't fund .....	\$19.14
Debt Service .....	\$500.00
Principal payments ..	\$1,000.00
Interest payments ..	365.84
Total .....	1,365.84
<b>Per Capita Debt Service .....</b>	
<b>Deferred Charges and Statutory Expenditures</b>	<b>\$0.35</b>
Emergencies .....	\$3,300.00
Other deferred chgs. ....	4,859.85
Total .....	8,159.85

<b>TOTAL—Municipal expenditures ..</b>	<b>\$83,931.38</b>
<b>Required Payments for Local School, County, and Special District Taxes .....</b>	<b>112,013.58</b>

<b>TOTAL EXPENDITURES AND REQUIRED PAYMENTS .....</b>	<b>\$195,944.96</b>
Reserve for uncollected taxes .....	\$25,383.41
<b>GRAND TOTAL—Budget .....</b>	<b>\$221,328.37</b>

<b>RECEIPTS AND REVENUES REALIZED IN 1950 TO MEET EXPENDITURES AND REQUIRED PAYMENTS</b>	
Surplus revenue appropriated ..	\$13,252.79
Miscellaneous revenues realized. ....	20,498.85
State aid revenues realized .....	3,635.65
Delinquent taxes including	
liens—1950 collections .....	18,603.63
Current taxes—1950 collections..	142,663.68
Emergency borrowings .....	.....
<b>TOTAL RECEIPTS AND REVENUES REALIZED .....</b>	<b>\$198,654.60</b>

### CAPITAL OUTLAY—1950

Beaches and boardwalks .....	.....
Buildings and equipment .....	\$400.00
Parks and playgrounds .....	.....
Sewers .....	.....
Streets, roads and bridges .....	.....
Water supply .....	.....
Other .....	.....

<b>Tax rate .....</b>	<b>\$7.27</b>
Local school tax rate .....	3.77
County tax rate .....	0.97
Local purpose tax rate .....	2.53

### TAXES

Local school tax ...	\$89,156.89	
County taxes .....	22,856.69	
Special district taxes .....	.....	
Local purpose levy .....	59,777.47	\$112,013.58
<b>Total tax levy (tax duplicate) ..</b>	<b>\$171,791.05</b>	
<b>Per Capita Total Tax Levy .....</b>	<b>\$44.48</b>	

<b>Current</b>	
1950 taxes levied (total) .....	\$173,662.45
Collected in 1950 .....	142,663.68
Per cent of levy collected in 1950 ...	82.14
Transferred to liens .....	176.65
Cancelled, abated or adjusted .....	821.51
Outstanding December 31, 1950 ..	\$30,000.61

<b>All Prior Years Outstanding</b>	
Balance January 1, 1950 .....	\$37,587.29
Collected in 1950 .....	18,603.63
Balance December 31, 1950 .....	\$16,896.10

<b>Tax Title Liens Outstanding</b>	
Balance January 1, 1950 .....	\$1,692.25
Redeemed by cash .....	.....
Balance December 31, 1950 .....	\$1,868.90

<b>Property Acquired by Deed or Foreclosure</b>	
Balance January 1, 1950 .....	\$10,730.00
Sale for cash .....	.....
Balance December 31, 1950 .....	\$10,730.00

### CAPITAL DEBT, DECEMBER 31, 1950

<b>Gross Debt</b>	
School debt .....	\$157,520.00
Self-liquidating debt. ....	54,000.00
Other capital debt ..	15,250.00
<b>TOTAL GROSS DEBT .....</b>	<b>\$226,770.00</b>
<b>Per Capita Gross Debt .....</b>	<b>\$58.72</b>

<b>Deductions for</b>	
School debt .....	\$82,239.00
Self-liquidating debt. ....	54,000.00
Other capital debt ..	.....
<b>TOTAL DEDUCTIONS .....</b>	<b>136,239.00</b>
<b>NET DEBT .....</b>	<b>\$90,531.00</b>

<b>Average Assessed Valuations</b>	
Real Property 1948-1949-1950..	\$2,055,980.00
Per Cent of Net Debt .....	4.40

### CURRENT FINANCES DECEMBER 31, 1950

Cash .....	\$23,110.07
Taxes receivable .....	46,896.71
Tax title liens .....	1,868.90
Foreclosed property .....	10,730.00
Accounts receivable .....	883.03
State road aid receivable .....	1,350.00
Emergencies and deferred charges ..	5,074.01
<b>TOTAL ASSETS .....</b>	<b>\$89,912.72</b>

Cash liabilities .....	\$7,846.06
Reserves .....	60,378.64
Surplus revenue .....	21,688.02
<b>TOTAL LIABILITIES AND SURPLUS .....</b>	<b>\$89,912.72</b>

# WHITE TOWNSHIP—WARREN COUNTY

Population Census, 1950—1,537  
1940—1,335

Land Area 28.2 sq. mi.

Net Valuation Taxable \$1,084,056

## EXPENDITURES AND REQUIRED PAYMENTS FOR 1950

<b>General Government</b>	
Administrative and executive .....	\$2,050.00
Assessment and collection of taxes .....	1,200.00
Finance Department .....	250.00
<b>Protection to Persons &amp; Property</b>	
Fire .....	200.00
Police .....	.....
Other .....	.....
<b>Streets and Roads</b>	
Repairs and maintenance .....	21,700.00
Street lighting .....	.....
<b>Sanitation</b>	
Street cleaning .....	.....
Garbage and ash removal .....	.....
Sewers .....	.....
<b>Health and Charities</b>	
Health service .....	600.00
Poor (including relief) .....	.....
Hospitals (aid and maintenance) .....	.....
Other .....	.....
<b>Recreation</b>	
Beaches and boardwalks .....	.....
Parks and playgrounds .....	.....
Other .....	.....
<b>Educational</b>	
(Exclusive of school districts) ..	.....
<b>Unclassified Purposes</b>	
(Including contingent) .....	150.00
<b>SUB-TOTAL—Municipal functions..</b>	<b>\$26,150.00</b>

<b>Per Capita—Municipal functions ....</b>	<b>\$17.01</b>
Capital imp'ts and capital imp't fund .....	\$1,000.00
<b>Debt Service</b>	
Principal payments .....	.....
Interest payments ..	\$100.00
<b>Total .....</b>	<b>100.00</b>
<b>Per Capita Debt Service .....</b>	
<b>.....</b>	<b>\$0.06</b>
<b>Deferred Charges and Statutory Expenditures</b>	
Emergencies .....	.....
Other deferred chgs. ....	\$12.20
<b>Total .....</b>	<b>12.20</b>

**TOTAL—Municipal expenditures ...** **\$27,262.20**

**Required Payments for Local School, County, and Special District Taxes .....** **51,578.17**

**TOTAL EXPENDITURES AND REQUIRED PAYMENTS .....** **\$78,840.37**

Reserve for uncollected taxes .....

**GRAND TOTAL—Budget .....** **\$89,082.97**

## RECEIPTS AND REVENUES REALIZED IN 1950 TO MEET EXPENDITURES AND REQUIRED PAYMENTS

Surplus revenue appropriated ..	\$1,000.00
Miscellaneous revenues realized ..	9,862.37
State aid revenues realized .....	5,979.00
<b>Delinquent taxes including</b>	
liens—1950 collections .....	9,611.31
Current taxes—1950 collections ..	55,417.67
Emergency borrowings .....	.....

**TOTAL RECEIPTS AND REVENUES REALIZED .....** **\$81,870.35**

### CAPITAL OUTLAY—1950

Beaches and boardwalks .....	.....
Buildings and equipment .....	.....
Parks and playgrounds .....	.....
Sewers .....	.....
Streets, roads and bridges .....	.....
Water supply .....	.....
Other .....	.....

<b>Tax rate .....</b>	<b>\$6.01</b>
Local school tax rate .....	3.30
County tax rate .....	1.46
Local purpose tax rate .....	1.25

### TAXES

Local school tax ...	\$35,791.03	
County taxes .....	15,787.14	
Special district taxes .....	.....	
Local purpose levy .....	.....	\$51,578.17
		<u>13,525.80</u>
<b>Total tax levy (tax duplicate) ..</b>		<b>\$65,103.97</b>

**Per Capita Total Tax Levy .....** **\$42.36**

<b>Current</b>	
1950 taxes levied (total) .....	\$65,608.95
Collected in 1950 .....	55,417.67
Per cent of levy collected in 1950 ...	84.46
Transferred to liens .....	.....
Cancelled, abated or adjusted .....	195.99
Outstanding December 31, 1950 ..	\$9,995.29

<b>All Prior Years Outstanding</b>	
Balance January 1, 1950 .....	\$10,058.10
Collected in 1950 .....	9,611.31
Balance December 31, 1950 .....	\$403.14

<b>Tax Title Liens Outstanding</b>	
Balance January 1, 1950 .....	\$289.70
Redeemed by cash .....	.....
Balance December 31, 1950 .....	\$289.70

<b>Property Acquired by Deed or Foreclosure</b>	
Balance January 1, 1950 .....	.....
Sale for cash .....	.....
Balance December 31, 1950 .....	.....

### CAPITAL DEBT, DECEMBER 31, 1950

<b>Gross Debt</b>	
School debt .....	\$21,000.00
Self-liquidating debt. ....	.....
Other capital debt ..	.....

**TOTAL GROSS DEBT .....** **\$21,000.00**

**Per Capita Gross Debt .....** **\$13.66**

<b>Deductions for</b>	
School debt .....	\$21,000.00
Self-liquidating debt. ....	.....
Other capital debt ..	.....

**TOTAL DEDUCTIONS .....** **21,000.00**

**NET DEBT .....** **.....**

<b>Average Assessed Valuations</b>	
Real Property 1948-1949-1950 ..	\$921,504.00
Per Cent of Net Debt .....	.....

### CURRENT FINANCES DECEMBER 31, 1950

Cash .....	\$58,136.15
Taxes receivable .....	10,398.43
Tax title liens .....	289.70
Foreclosed property .....	.....
Accounts receivable .....	.....
State road aid receivable .....	.....
Emergencies and deferred charges ..	.....

**TOTAL ASSETS .....** **\$68,824.28**

Cash liabilities .....	\$29,228.31
Reserves .....	10,683.13
Surplus revenue .....	28,907.84

**TOTAL LIABILITIES AND SURPLUS .....** **\$68,824.28**

## WILDWOOD CITY—CAPE MAY COUNTY

Population Census, 1950—5,468      Land Area 1.2 sq. mi.      Net Valuation Taxable \$11,692,917  
 1940—5,150

<b>EXPENDITURES AND REQUIRED PAYMENTS FOR 1950</b>	
<b>General Government</b>	
Administrative and executive . . . . .	\$134,165.00
Assessment and collection of taxes	20,535.00
Finance Department . . . . .	.....
<b>Protection to Persons &amp; Property</b>	
Fire . . . . .	39,000.00
Police . . . . .	119,580.00
Other . . . . .	.....
<b>Streets and Roads</b>	
Repairs and maintenance . . . . .	44,000.00
Street lighting . . . . .	31,400.00
<b>Sanitation</b>	
Street cleaning . . . . .	17,200.00
Garbage and ash removal . . . . .	36,100.00
Sewers . . . . .	63,200.00
<b>Health and Charities</b>	
Health service . . . . .	6,150.00
Poor (including relief) . . . . .	3,020.00
Hospitals (aid and maintenance) . . . . .	.....
Other . . . . .	4,300.00
<b>Recreation</b>	
Beaches and boardwalks . . . . .	53,875.00
Parks and playgrounds . . . . .	22,425.00
Other . . . . .	12,050.00
<b>Educational</b> (Exclusive of school districts) . . . . .	
<b>Unclassified Purposes</b> (Including contingent) . . . . .	
	6,500.00
<b>SUB-TOTAL—Municipal functions..</b>	<b>\$613,500.00</b>
<b>Per Capita—Municipal functions . . . . .</b>	
	<b>\$112.20</b>
Capital imp'ts and capital imp't fund	\$22,400.00
<b>Debt Service</b>	
Principal payments . . . . .	\$86,200.00
Interest payments . . . . .	89,800.00
Total . . . . .	176,000.00
<b>Per Capita Debt Service . . . . .</b>	
	<b>\$32.19</b>
<b>Deferred Charges and Statutory Expenditures</b>	
Emergencies . . . . .	\$4,100.00
Other deferred chgs. . . . .	23,789.25
Total . . . . .	27,889.25
<b>TOTAL—Municipal expenditures . . .</b>	<b>\$839,789.25</b>
<b>Required Payments for Local School, County, and Special District Taxes . . . . .</b>	
	<b>305,128.50</b>
<b>TOTAL EXPENDITURES AND REQUIRED PAYMENTS . . . . .</b>	<b>\$1,144,917.75</b>
Reserve for uncollected taxes . . . . .	\$79,887.75
<b>GRAND TOTAL—Budget . . . . .</b>	<b>\$1,224,805.50</b>
<b>RECEIPTS AND REVENUES REALIZED IN 1950 TO MEET EXPENDITURES AND REQUIRED PAYMENTS</b>	
Surplus revenue appropriated . . . . .	\$68,741.00
Miscellaneous revenues realized . . . . .	302,691.21
State aid revenues realized . . . . .	25,141.00
<b>Delinquent taxes including</b>	
liens—1950 collections . . . . .	58,312.08
current taxes—1950 collections..	760,755.84
Emergency borrowings . . . . .	.....
<b>TOTAL RECEIPTS AND REVENUES REALIZED . . . . .</b>	<b>\$1,215,641.13</b>

### CAPITAL OUTLAY—1950

Beaches and boardwalks . . . . .	.....
Buildings and equipment . . . . .	\$29,192.73
Parks and playgrounds . . . . .	.....
Sewers . . . . .	.....
Streets, roads and bridges . . . . .	.....
Water supply . . . . .	.....
Other . . . . .	.....

<b>Tax rate . . . . .</b>	<b>\$6.95</b>
Local school tax rate . . . . .	1.34
County tax rate . . . . .	1.27
Local purpose tax rate . . . . .	4.34
<b>TAXES</b>	
Local school tax . . . . .	\$157,000.00
County taxes . . . . .	148,128.50
Special district taxes . . . . .	.....
Local purpose levy . . . . .	\$305,128.50
	510,277.00
<b>Total tax levy (tax duplicate) ..</b>	<b>\$815,405.50</b>
<b>Per Capita Total Tax Levy . . . . .</b>	
	<b>\$149.12</b>
<b>Current</b>	
1950 taxes levied (total) . . . . .	\$821,505.82
Collected in 1950 . . . . .	760,755.84
Per cent of levy collected in 1950 . . . . .	92.60
Transferred to liens . . . . .	2,113.76
Cancelled, abated or adjusted . . . . .	7,148.42
Outstanding December 31, 1950 ..	\$51,487.80
<b>All Prior Years Outstanding</b>	
Balance January 1, 1950 . . . . .	\$58,121.80
Collected in 1950 . . . . .	56,570.96
Balance December 31, 1950 . . . . .	\$436.31
<b>Tax Title Liens Outstanding</b>	
Balance January 1, 1950 . . . . .	\$38,374.97
Redeemed by cash . . . . .	1,741.12
Balance December 31, 1950 . . . . .	\$30,178.56
<b>Property Acquired by Deed or Foreclosure</b>	
Balance January 1, 1950 . . . . .	\$101,020.00
Sale for cash . . . . .	12,960.00
Balance December 31, 1950 . . . . .	\$102,040.00

### CAPITAL DEBT, DECEMBER 31, 1950

<b>Gross Debt</b>	
School debt . . . . .	.....
Self-liquidating debt. . . . .	\$752,000.00
Other capital debt . . . . .	1,651,896.00
<b>TOTAL GROSS DEBT . . . . .</b>	<b>\$2,403,896.00</b>
<b>Per Capita Gross Debt . . . . .</b>	
	<b>\$439.63</b>
<b>Deductions for</b>	
School debt . . . . .	.....
Self-liquidating debt. . . . .	\$752,000.00
Other capital debt . . . . .	.....
<b>TOTAL DEDUCTIONS . . . . .</b>	<b>752,000.00</b>
<b>NET DEBT . . . . .</b>	<b>\$1,651,896.00</b>
<b>Average Assessed Valuations</b>	
Real Property 1948-1949-1950..	\$10,257,630.00
Per Cent of Net Debt . . . . .	16.10

### CURRENT FINANCES DECEMBER 31, 1950

Cash . . . . .	\$261,975.17
Taxes receivable . . . . .	51,924.11
Tax title liens . . . . .	30,178.56
Foreclosed property . . . . .	102,040.00
Accounts receivable . . . . .	1,069.24
State road aid receivable . . . . .	121.60
Emergencies and deferred charges ..	7,042.56
<b>TOTAL ASSETS . . . . .</b>	<b>\$454,351.24</b>
Cash liabilities . . . . .	\$163,260.26
Reserves . . . . .	185,211.91
Surplus revenue . . . . .	105,879.07
<b>TOTAL LIABILITIES AND SURPLUS . . . . .</b>	<b>\$454,351.24</b>

## WILDWOOD CREST BOROUGH—CAPE MAY COUNTY

Population Census, 1950—1,788      Land Area 0.7 sq. mi.      Net Valuation Taxable \$3,412,754  
 1940—661

### EXPENDITURES AND RE- QUIRED PAYMENTS FOR 1950

<b>General Government</b>	
Administrative and executive . . . . .	\$21,575.14
Assessment and collection of taxes	15,178.30
Finance Department . . . . .	.....
<b>Protection to Persons &amp; Property</b>	
Fire . . . . .	24,681.92
Police . . . . .	31,240.39
Other . . . . .	.....
<b>Streets and Roads</b>	
Repairs and maintenance . . . . .	28,270.16
Street lighting . . . . .	10,707.73
<b>Sanitation</b>	
Street cleaning . . . . .	.....
Garbage and ash removal . . . . .	11,725.88
Sewers . . . . .	9,497.42
<b>Health and Charities</b>	
Health service . . . . .	1,164.70
Poor (including relief) . . . . .	200.00
Hospitals (aid and maintenance) . . . . .	.....
Other . . . . .	600.00
<b>Recreation</b>	
Beaches and boardwalks . . . . .	.....
Parks and playgrounds . . . . .	1,445.47
Other . . . . .	5,975.80
<b>Educational</b>	
(Exclusive of school districts) . . . . .	.....
<b>Unclassified Purposes</b>	
(Including contingent) . . . . .	3,491.70
<b>SUB-TOTAL—Municipal functions . . . . .</b>	<b>\$165,754.61</b>

<b>Per Capita—Municipal functions . . . . .</b>	<b>\$92.70</b>
Capital imp'ts and capital imp't fund	\$20,325.05
<b>Debt Service</b>	
Principal payments . . . . .	\$21,500.00
Interest payments . . . . .	14,320.00
<b>Total . . . . .</b>	<b>35,820.00</b>
<b>Per Capita Debt Service . . . . .</b>	
<b>\$20.03</b>	
<b>Deferred Charges and Statutory Expenditures</b>	
Emergencies . . . . .	\$849.44
Other deferred chgs. . . . .	2,800.00
<b>Total . . . . .</b>	<b>3,649.44</b>

**TOTAL—Municipal expenditures . . . . .** \$225,549.10

**Required Payments for Local School, County, and Special District Taxes . . . . .** 92,335.40

**TOTAL EXPENDITURES AND RE-  
 QUIRED PAYMENTS . . . . .** \$317,884.50

Reserve for uncollected taxes . . . . . \$23,342.26

**GRAND TOTAL—Budget . . . . .** \$341,226.76

### RECEIPTS AND REVENUES REALIZED IN 1950 TO MEET EXPENDITURES AND RE- QUIRED PAYMENTS

Surplus revenue appropriated . . . . .	\$33,500.00
Miscellaneous revenues realized . . . . .	30,421.13
State aid revenues realized . . . . .	15,857.41
<b>Delinquent taxes including</b>	
liens—1950 collections . . . . .	33,158.05
Current taxes—1950 collections . . . . .	221,921.19
Emergency borrowings . . . . .	.....

**TOTAL RECEIPTS AND REVENUES REALIZED . . . . .** \$334,857.78

### CAPITAL OUTLAY—1950

Beaches and boardwalks . . . . .	.....
Buildings and equipment . . . . .	.....
Parks and playgrounds . . . . .	.....
Sewers . . . . .	.....
Streets, roads and bridges . . . . .	.....
Water supply . . . . .	.....
Other . . . . .	.....

<b>Tax rate . . . . .</b>	<b>\$6.83</b>
Local school tax rate . . . . .	1.45
County tax rate . . . . .	1.26
Local purpose tax rate . . . . .	4.12

### TAXES

Local school tax . . . . .	\$49,333.74
County taxes . . . . .	3,001.66
Special district taxes . . . . .	.....
<b>Local purpose levy . . . . .</b>	<b>140,590.04</b>
<b>Total tax levy (tax duplicate) . . . . .</b>	<b>\$232,925.44</b>

**Per Capita Total Tax Levy . . . . .** \$130.27

### Current

1950 taxes levied (total) . . . . .	\$241,028.74
Collected in 1950 . . . . .	221,921.19
Per cent of levy collected in 1950 . . . . .	92.07
Transferred to liens . . . . .	2,994.80
Cancelled, abated or adjusted . . . . .	1,022.83
Outstanding December 31, 1950 . . . . .	\$15,089.92

### All Prior Years Outstanding

Balance January 1, 1950 . . . . .	\$12,715.77
Collected in 1950 . . . . .	12,321.61
Balance December 31, 1950 . . . . .	.....

### Tax Title Liens Outstanding

Balance January 1, 1950 . . . . .	\$112,112.56
Redeemed by cash . . . . .	20,836.44
Balance December 31, 1950 . . . . .	\$50,794.25

### Property Acquired by Deed or Foreclosure

Balance January 1, 1950 . . . . .	\$21,755.00
Sale for cash . . . . .	7,415.00
Balance December 31, 1950 . . . . .	\$19,865.00

### CAPITAL DEBT, DECEMBER 31, 1950

<b>Gross Debt</b>	
School debt . . . . .	\$24,000.00
Self-liquidating debt . . . . .	.....
Other capital debt . . . . .	338,500.00
<b>TOTAL GROSS DEBT . . . . .</b>	<b>\$362,500.00</b>
<b>Per Capita Gross Debt . . . . .</b>	
<b>\$202.74</b>	

### Deductions for

School debt . . . . .	\$24,000.00
Self-liquidating debt . . . . .	.....
Other capital debt . . . . .	5,935.00
<b>TOTAL DEDUCTIONS . . . . .</b>	<b>29,935.00</b>
<b>NET DEBT . . . . .</b>	<b>\$332,565.00</b>

### Average Assessed Valuations

Real Property 1948-1949-1950 . . . . .	\$3,122,594.00
Per Cent of Net Debt . . . . .	10.65

### CURRENT FINANCES DECEMBER 31, 1950

Cash . . . . .	\$121,296.41
Taxes receivable . . . . .	15,089.92
Tax title liens . . . . .	50,794.25
Foreclosed property . . . . .	19,865.00
Accounts receivable . . . . .	70.24
State road aid receivable . . . . .	18,486.08
Emergencies and deferred charges . . . . .	25,000.00
<b>TOTAL ASSETS . . . . .</b>	<b>\$250,601.90</b>
Cash liabilities . . . . .	\$69,290.32
Reserves . . . . .	85,819.41
Surplus revenue . . . . .	95,492.17
<b>TOTAL LIABILITIES AND SURPLUS . . . . .</b>	<b>\$250,601.90</b>

**WILLINGBORO TOWNSHIP—BURLINGTON COUNTY**

Population Census, 1950—858  
1940—642

Land Area 7.15 sq. mi.

Net Valuation Taxable \$279,350

**EXPENDITURES AND REQUIRED PAYMENTS FOR 1950**

**General Government**

Administrative and executive . . . . . \$2,800.00  
Assessment and collection of taxes . . . . . 1,000.00  
Finance Department . . . . . 225.00

**Protection to Persons & Property**

Fire . . . . . 850.00  
Police . . . . . 500.00  
Other . . . . .

**Streets and Roads**

Repairs and maintenance . . . . . 6,500.00  
Street lighting . . . . . 500.00

**Sanitation**

Street cleaning . . . . .  
Garbage and ash removal . . . . .  
Sewers . . . . .

**Health and Charities**

Health service . . . . . 75.00  
Poor (including relief) . . . . . 600.00  
Hospitals (aid and maintenance) . . . . .  
Other . . . . .

**Recreation**

Beaches and boardwalks . . . . .  
Parks and playgrounds . . . . .  
Other . . . . .

**Educational**  
(Exclusive of school districts) . . . . .

**Unclassified Purposes**  
(Including contingent) . . . . . 100.00

**SUB-TOTAL—Municipal functions..** \$13,150.00

**Per Capita—Municipal functions . . . . . \$15.33**

Capital imp'ts and capital imp't fund . . . . . \$500.00

**Debt Service**

Principal payments . . . . .  
Interest payments .. . . .

Total . . . . .

**Per Capita Debt Service . . . . .**

**Deferred Charges and Statutory Expenditures**

Emergencies . . . . .  
Other deferred chgs. \$2,000.00

Total . . . . . 2,000.00

**TOTAL—Municipal expenditures . . . . . \$15,650.00**

**Required Payments for Local School, County, and Special District Taxes . . . . . 21,938.76**

**TOTAL EXPENDITURES AND REQUIRED PAYMENTS . . . . . \$37,588.76**

Reserve for uncollected taxes . . . . . \$6,030.00

**GRAND TOTAL—Budget . . . . . \$43,618.76**

**RECEIPTS AND REVENUES REALIZED IN 1950 TO MEET EXPENDITURES AND REQUIRED PAYMENTS**

Surplus revenue appropriated . . . . . \$4,823.00  
Miscellaneous revenues realized. . . . . 10,306.38  
State aid revenues realized . . . . . 3,157.00  
Delinquent taxes including  
liens—1950 collections . . . . . 3,857.52  
Current taxes—1950 collections.. . . . 16,428.08  
Emergency borrowings . . . . .

**TOTAL RECEIPTS AND REVENUES REALIZED . . . . . \$38,571.98**

**CAPITAL OUTLAY—1950**

Beaches and boardwalks . . . . .  
Buildings and equipment . . . . .  
Parks and playgrounds . . . . .  
Sewers . . . . .  
Streets, roads and bridges . . . . .  
Water supply . . . . .  
Other . . . . .

**Tax rate . . . . . \$7.86**

Local school tax rate . . . . . 5.91  
County tax rate . . . . . 1.95  
Local purpose tax rate . . . . .

**TAXES**

Local school tax . . . \$16,500.00  
County taxes . . . . . 5,438.76  
Special district taxes . . . . .

Local purpose levy . . . . . \$21,938.76

**Total tax levy (tax duplicate) ..** \$21,938.76

**Per Capita Total Tax Levy . . . . . \$25.57**

**Current**

1950 taxes levied (total) . . . . . \$21,956.91  
Collected in 1950 . . . . . 16,428.08  
Per cent of levy collected in 1950 . . . . . 74.82  
Transferred to liens . . . . .  
Cancelled, abated or adjusted . . . . . 60.91  
Outstanding December 31, 1950 .. \$5,467.92

**All Prior Years Outstanding**

Balance January 1, 1950 . . . . . \$4,943.50  
Collected in 1950 . . . . . 3,857.52  
Balance December 31, 1950 . . . . . \$1,035.02

**Tax Title Liens Outstanding**

Balance January 1, 1950 . . . . .  
Redeemed by cash . . . . .  
Balance December 31, 1950 . . . . .

**Property Acquired by Deed or Foreclosure**

Balance January 1, 1950 . . . . .  
Sale for cash . . . . .  
Balance December 31, 1950 . . . . .

**CAPITAL DEBT, DECEMBER 31, 1950**

**Gross Debt**

School debt . . . . .  
Self-liquidating debt. . . . .  
Other capital debt .. . . .

**TOTAL GROSS DEBT . . . . .**

**Per Capita Gross Debt . . . . .**

**Deductions for**

School debt . . . . .  
Self-liquidating debt. . . . .  
Other capital debt .. . . .

**TOTAL DEDUCTIONS . . . . .**

**NET DEBT . . . . .**

**Average Assessed Valuations**

Real Property 1948-1949-1950.. \$268,042.00  
Per Cent of Net Debt . . . . .

**CURRENT FINANCES DECEMBER 31, 1950**

Cash . . . . . \$32,180.93  
Taxes receivable . . . . . 6,502.94  
Tax title liens . . . . .  
Foreclosed property . . . . .  
Accounts receivable . . . . . 51.84  
State road aid receivable . . . . . 1,977.57  
Emergencies and deferred charges .. . . .

**TOTAL ASSETS . . . . . \$40,713.28**

Cash liabilities . . . . . \$14,858.18  
Reserves . . . . . 6,554.78  
Surplus revenue . . . . . 19,300.32

**TOTAL LIABILITIES AND SURPLUS . . . . . \$40,713.28**

**WINFIELD TOWNSHIP—UNION COUNTY**

Population Census, 1950—	Land Area—	Net Valuation Taxable—
1940—	* Exempt from Taxation, U. S. Government Property	

<b>EXPENDITURES AND REQUIRED PAYMENTS FOR 1950</b>	<b>Tax rate</b> .....	.....
<b>General Government</b>	Local school tax rate .....	.....
Administrative and executive ....	County tax rate .....	.....
Assessment and collection of taxes .....	Local purpose tax rate .....	.....
Finance Department .....		
\$8,007.00		
<b>Protection to Persons &amp; Property</b>		
Fire .....		
Police .....		
Other .....		
3,850.00		
3,825.00		
<b>Streets and Roads</b>		
Repairs and maintenance .....		
Street lighting .....		
<b>Sanitation</b>		
Street cleaning .....		
Garbage and ash removal .....		
Sewers .....		
<b>Health and Charities</b>		
Health service .....		
Poor (including relief) .....		
Hospitals (aid and maintenance) .....		
Other .....		
1,600.00		
2,600.00		
400.00		
<b>Recreation</b>		
Beaches and boardwalks .....		
Parks and playgrounds .....		
Other .....		
<b>Educational</b>		
(Exclusive of school districts) ..		
<b>Unclassified Purposes</b>		
(Including contingent) .....		
300.00		
<b>SUB-TOTAL—Municipal functions..</b>	<b>\$20,882.00</b>	
<b>Per Capita—Municipal functions</b> ..		
Capital imp'ts and capital imp't fund ..		
<b>Debt Service</b>		
Principal payments ..		
Interest payments ..		
Total .....		
<b>Per Capita Debt Service</b> .....		
<b>Deferred Charges and Statutory Expenditures</b>		
Emergencies .....	\$500.00	
Other deferred chgs. ....	1.00	
Total .....	\$501.00	
<b>TOTAL—Municipal expenditures</b> ..	<b>\$21,383.00</b>	
<b>Required Payments for Local School, County, and Special District Taxes</b> .....		
<b>TOTAL EXPENDITURES AND REQUIRED PAYMENTS</b> .....	<b>\$21,383.00</b>	
Reserve for uncollected taxes .....		
<b>GRAND TOTAL—Budget</b> .....	<b>\$21,383.00</b>	
<b>RECEIPTS AND REVENUES REALIZED IN 1950 TO MEET EXPENDITURES AND REQUIRED PAYMENTS</b>		
Surplus revenue appropriated ..	\$1,800.00	
Miscellaneous revenues realized ..	21,599.32	
State aid revenues realized .....		
Delinquent taxes including		
liens—1950 collections .....		
Current taxes—1950 collections ..		
Emergency borrowings .....		
<b>TOTAL RECEIPTS AND REVENUES REALIZED</b> .....	<b>\$23,399.32</b>	
<b>CAPITAL OUTLAY—1950</b>		
Beaches and boardwalks .....		
Buildings and equipment .....		
Parks and playgrounds .....		
Sewers .....		
Streets, roads and bridges .....		
Water supply .....		
Other .....		

<b>TAXES</b>	
Local school tax ... ..	.....
County taxes .....	.....
Special district taxes .....	.....
Local purpose levy .....	.....
<b>Total tax levy (tax duplicate) ..</b>	<b>.....</b>
<b>Per Capita Total Tax Levy</b> .....	<b>.....</b>
<b>Current</b>	
1949 taxes levied (total) .....	.....
Collected in 1950 .....	.....
Per cent of levy collected in 1950 ..	.....
Transferred to liens .....	.....
Cancelled, abated or adjusted .....	.....
Outstanding December 31, 1950 ..	.....
<b>All Prior Years Outstanding</b>	
Balance January 1, 1950 .....	.....
Collected in 1950 .....	.....
Balance December 31, 1950 .....	.....
<b>Tax Title Liens Outstanding</b>	
Balance January 1, 1950 .....	.....
Redeemed by cash .....	.....
Balance December 31, 1950 .....	.....
<b>Property Acquired by Deed or Foreclosure</b>	
Balance January 1, 1950 .....	.....
Sale for cash .....	.....
Balance December 31, 1950 .....	.....
<b>CAPITAL DEBT, DECEMBER 31, 1950</b>	
<b>Gross Debt</b>	
School debt .....	.....
Self-liquidating debt .....	.....
Other capital debt ..	.....
<b>TOTAL GROSS DEBT</b> .....	<b>.....</b>
<b>Per Capita Gross Debt</b> .....	<b>.....</b>
<b>Deductions for</b>	
School debt .....	.....
Self-liquidating debt .....	.....
Other capital debt ..	.....
<b>TOTAL DEDUCTIONS</b> .....	<b>.....</b>
<b>NET DEBT</b> .....	<b>.....</b>
<b>Average Assessed Valuations</b>	
Real Property 1948-1949-1950 ..	.....
<b>Per Cent of Net Debt</b> .....	<b>.....</b>
<b>CURRENT FINANCES DECEMBER 31, 1950</b>	
Cash .....	\$8,353.04
Taxes receivable .....	.....
Tax title liens .....	.....
Foreclosed property .....	.....
Accounts receivable .....	145.42
State road aid receivable .....	.....
Emergencies and deferred charges ..	25.00
<b>TOTAL ASSETS</b> .....	<b>\$8,523.46</b>
Cash liabilities .....	\$4,297.31
Reserves .....	145.42
Surplus revenue .....	4,080.73
<b>TOTAL LIABILITIES AND SURPLUS</b> .....	<b>\$8,523.46</b>

## WINSLOW TOWNSHIP—CAMDEN COUNTY

Population Census, 1950—5,108  
1940—4,866

Land Area 58.07 sq. mi.

Net Valuation Taxable \$2,002,376

### EXPENDITURES AND REQUIRED PAYMENTS FOR 1950

<b>General Government</b>		
Administrative and executive . . .	\$18,700.00	
Assessment and collection of taxes	9,925.00	
Finance Department . . . . .	1,550.00	
<b>Protection to Persons &amp; Property</b>		
Fire . . . . .	1,600.00	
Police . . . . .	1,590.00	
Other . . . . .		
<b>Streets and Roads</b>		
Repairs and maintenance . . . . .	6,085.00	
Street lighting . . . . .		
<b>Sanitation</b>		
Street cleaning . . . . .		
Garbage and ash removal . . . . .		
Sewers . . . . .		
<b>Health and Charities</b>		
Health service . . . . .	1,050.00	
Poor (including relief) . . . . .	3,230.00	
Hospitals (aid and maintenance) .		
Other . . . . .		
<b>Recreation</b>		
Beaches and boardwalks . . . . .		
Parks and playgrounds . . . . .		
Other . . . . .		
<b>Educational</b>		
(Exclusive of school districts) . .		
<b>Unclassified Purposes</b>		
(Including contingent) . . . . .		
<b>SUB-TOTAL—Municipal functions..</b>	<b>\$43,730.00</b>	

<b>Per Capita—Municipal functions . . . . .</b>	<b>\$8.56</b>	
Capital imp'ts and capital imp't fund	\$13,000.00	
<b>Debt Service</b>		
Principal payments . . . . .	\$10,000.00	
Interest payments . . . . .	5,880.00	
Total . . . . .	15,880.00	
<b>Per Capita Debt Service . . . . .</b>	<b>\$3.11</b>	
<b>Deferred Charges and Statutory Expenditures</b>		
Emergencies . . . . .		
Other deferred chgs. . . . .	\$27,370.48	
Total . . . . .	27,370.48	

<b>TOTAL—Municipal expenditures . .</b>	<b>\$99,980.48</b>
-----------------------------------------	--------------------

<b>Required Payments for Local School, County, and Special District Taxes . . . . .</b>	<b>121,380.44</b>
-----------------------------------------------------------------------------------------	-------------------

<b>TOTAL EXPENDITURES AND REQUIRED PAYMENTS . . . . .</b>	<b>\$221,360.92</b>
-----------------------------------------------------------	---------------------

Reserve for uncollected taxes . . . . .	\$35,446.33
<b>GRAND TOTAL—Budget . . . . .</b>	<b>\$256,807.25</b>

### RECEIPTS AND REVENUES REALIZED IN 1950 TO MEET EXPENDITURES AND REQUIRED PAYMENTS

Surplus revenue appropriated . . .	\$35,500.00
Miscellaneous revenues realized . .	52,192.41
State aid revenues realized . . . .	11,483.00
Delinquent taxes including	
liens—1950 collections . . . . .	21,687.77
Current taxes—1950 collections . .	103,753.34
Emergency borrowings . . . . .	

<b>TOTAL RECEIPTS AND REVENUES REALIZED . . . . .</b>	<b>\$224,616.52</b>
-------------------------------------------------------	---------------------

### CAPITAL OUTLAY—1950

Beaches and boardwalks . . . . .	
Buildings and equipment . . . . .	
Parks and playgrounds . . . . .	
Sewers . . . . .	
Streets, roads and bridges . . . . .	
Water supply . . . . .	
Other . . . . .	

<b>Tax rate . . . . .</b>	<b>\$6.96</b>
Local school tax rate . . . . .	4.62
County tax rate . . . . .	1.44
Local purpose tax rate . . . . .	0.90

### TAXES

Local school tax . . . . .	\$92,572.75	
County taxes . . . . .	28,807.69	
Special district taxes . . . . .		
Local purpose levy . . . . .		\$121,380.44
		17,691.21
<b>Total tax levy (tax duplicate) . .</b>		<b>\$139,071.65</b>

<b>Per Capita Total Tax Levy . . . . .</b>	<b>\$27.23</b>
--------------------------------------------	----------------

### Current

1950 taxes levied (total) . . . . .	\$139,807.08
Collected in 1950 . . . . .	103,753.34
Per cent of levy collected in 1950 . . . . .	74.22
Transferred to liens . . . . .	11,525.32
Cancelled, abated or adjusted . . . .	214.66
Outstanding December 31, 1950 . .	\$24,313.76

### All Prior Years Outstanding

Balance January 1, 1950 . . . . .	\$20,528.61
Collected in 1950 . . . . .	19,407.91
Balance December 31, 1950 . . . . .	\$427.00

### Tax Title Liens Outstanding

Balance January 1, 1950 . . . . .	\$262,194.97
Redeemed by cash . . . . .	2,279.86
Balance December 31, 1950 . . . . .	\$263,465.07

### Property Acquired by Deed or Foreclosure

Balance January 1, 1950 . . . . .	\$60,520.00
Sale for cash . . . . .	6,050.00
Balance December 31, 1950 . . . . .	\$58,770.00

### CAPITAL DEBT, DECEMBER 31, 1950

<b>Gross Debt</b>	
School debt . . . . .	\$54,000.00
Self-liquidating debt . . . . .	
Other capital debt . . . . .	158,000.00

**TOTAL GROSS DEBT . . . . .** \$212,000.00

**Per Capita Gross Debt . . . . .** \$41.50

### Deductions for

School debt . . . . .	\$54,000.00
Self-liquidating debt . . . . .	
Other capital debt . . . . .	

**TOTAL DEDUCTIONS . . . . .** 54,000.00

**NET DEBT . . . . .** \$158,000.00

### Average Assessed Valuations

Real Property 1948-1949-1950 . .	\$1,857,223.00
Per Cent of Net Debt . . . . .	8.50

### CURRENT FINANCES DECEMBER 31, 1950

Cash . . . . .	\$43,286.12
Taxes receivable . . . . .	24,740.76
Tax title liens . . . . .	263,465.07
Foreclosed property . . . . .	58,770.00
Accounts receivable . . . . .	111.11
State road aid receivable . . . . .	3,525.29
Emergencies and deferred charges . .	20,412.47
<b>TOTAL ASSETS . . . . .</b>	<b>\$414,310.82</b>

Cash liabilities . . . . .	\$29,741.63
Reserves . . . . .	347,086.94
Surplus revenue . . . . .	37,482.25

**TOTAL LIABILITIES AND SURPLUS . . . . .** \$414,310.82

## WOODBINE BOROUGH—CAPE MAY COUNTY

Population Census, 1950—2,427  
1940—2,111

Land Area 8.0 sq. mi.

Net Valuation Taxable \$770,444

### EXPENDITURES AND REQUIRED PAYMENTS FOR 1950

<b>General Government</b>	
Administrative and executive .....	\$4,776.00
Assessment and collection of taxes .....	1,975.00
Finance Department .....	.....
<b>Protection to Persons &amp; Property</b>	
Fire .....	2,574.00
Police .....	2,300.00
Other .....	.....
<b>Streets and Roads</b>	
Repairs and maintenance .....	8,802.77
Street lighting .....	2,000.00
<b>Sanitation</b>	
Street cleaning .....	.....
Garbage and ash removal .....	1,000.00
Sewers .....	.....
<b>Health and Charities</b>	
Health service .....	750.00
Poor (including relief) .....	450.00
Hospitals (aid and maintenance) .....	.....
Other .....	.....
<b>Recreation</b>	
Beaches and boardwalks .....	.....
Parks and playgrounds .....	100.00
Other .....	.....
<b>Educational</b>	
(Exclusive of school districts) ..	.....
<b>Unclassified Purposes</b>	
(Including contingent) .....	100.00
<b>SUB-TOTAL—Municipal functions..</b>	<b>\$24,827.77</b>

<b>Per Capita—Municipal functions .....</b>	<b>\$10.23</b>
Capital imp'ts and capital imp't fund .....	\$4,777.78
<b>Debt Service</b>	
Principal payments ..	\$2,000.00
Interest payments ..	225.00
<b>Total .....</b>	<b>2,225.00</b>
<b>Per Capita Debt Service .....</b>	
<b>Service .....</b>	<b>\$0.92</b>
<b>Deferred Charges and Statutory Expenditures</b>	
Emergencies .....	.....
Other deferred chgs. ....	0.67
<b>Total .....</b>	<b>0.67</b>
<b>TOTAL—Municipal expenditures ..</b>	<b>\$31,831.22</b>

<b>Required Payments for Local School, County, and Special District Taxes .....</b>	<b>45,258.55</b>
-------------------------------------------------------------------------------------	------------------

### TOTAL EXPENDITURES AND REQUIRED PAYMENTS .....

Reserve for uncollected taxes .....	\$8,401.96
<b>GRAND TOTAL—Budget .....</b>	<b>\$85,491.73</b>

### RECEIPTS AND REVENUES REALIZED IN 1950 TO MEET EXPENDITURES AND REQUIRED PAYMENTS

Surplus revenue appropriated ..	\$5,000.00
Miscellaneous revenues realized ..	11,085.72
State aid revenues realized .....	10,580.00
Delinquent taxes including liens—1950 collections .....	3,105.76
Current taxes—1950 collections..	54,160.07
Emergency borrowings .....	.....
<b>TOTAL RECEIPTS AND REVENUES REALIZED .....</b>	<b>\$83,931.55</b>

### CAPITAL OUTLAY—1950

Beaches and boardwalks .....	.....
Buildings and equipment .....	.....
Parks and playgrounds .....	.....
Sewers .....	.....
Streets, roads and bridges .....	.....
Water supply .....	.....
Other .....	.....

<b>Tax rate .....</b>	<b>\$7.77</b>
Local school tax rate .....	4.65
County tax rate .....	1.23
Local purpose tax rate .....	1.89

### TAXES

Local school tax ...	\$35,818.87	
County taxes .....	9,439.68	
Special district taxes .....	.....	
<b>Local purpose levy .....</b>	<b>14,875.22</b>	<b>\$45,258.55</b>
<b>Total tax levy (tax duplicate) ..</b>	<b>\$60,133.77</b>	

### Per Capita Total Tax Levy .....

<b>Current</b>	
1950 taxes levied (total) .....	\$61,017.91
Collected in 1950 .....	54,160.07
Per cent of levy collected in 1950 ...	88.76
Transferred to liens .....	1,022.86
Cancelled, abated or adjusted .....	538.65
Outstanding December 31, 1950 ..	\$5,296.33

<b>All Prior Years Outstanding</b>	
Balance January 1, 1950 .....	\$3,544.22
Collected in 1950 .....	2,902.20
Balance December 31, 1950 .....	\$353.18

<b>Tax Title Liens Outstanding</b>	
Balance January 1, 1950 .....	\$9,876.51
Redeemed by cash .....	203.56
Balance December 31, 1950 .....	\$11,046.10

<b>Property Acquired by Deed or Foreclosure</b>	
Balance January 1, 1950 .....	\$87,425.50
Sale for cash .....	700.00
Balance December 31, 1950 .....	\$86,700.50

### CAPITAL DEBT, DECEMBER 31, 1950

<b>Gross Debt</b>	
School debt .....	.....
Self-liquidating debt .....	.....
Other capital debt ..	\$3,000.00
<b>TOTAL GROSS DEBT .....</b>	<b>\$3,000.00</b>
<b>Per Capita Gross Debt .....</b>	<b>\$1.24</b>

<b>Deductions for</b>	
School debt .....	.....
Self-liquidating debt .....	.....
Other capital debt ..	.....
<b>TOTAL DEDUCTIONS .....</b>	<b>.....</b>
<b>NET DEBT .....</b>	<b>\$3,000.00</b>

<b>Average Assessed Valuations</b>	
Real Property 1948-1949-1950..	\$625,544.00
Per Cent of Net Debt .....	0.47

### CURRENT FINANCES DECEMBER 31, 1950

Cash .....	\$42,532.85
Taxes receivable .....	5,649.51
Tax title liens .....	11,046.10
Foreclosed property .....	86,700.50
Accounts receivable .....	613.75
State road aid receivable .....	92.56
Emergencies and deferred charges ..	250.00
<b>TOTAL ASSETS .....</b>	<b>\$146,885.27</b>

Cash liabilities .....	\$14,390.14
Reserves .....	104,009.86
Surplus revenue .....	28,485.27

### TOTAL LIABILITIES AND SURPLUS .....

**\$146,885.27**

**WOODBRIIDGE TOWNSHIP—MIDDLESEX COUNTY**

Population Census, 1950—35,660      Land Area 23.2 sq. mi.      Net Valuation Taxable \$26,188,181  
 1940—27,191

**EXPENDITURES AND REQUIRED PAYMENTS FOR 1950**

<b>General Government</b>	
Administrative and executive .....	\$96,260.08
Assessment and collection of taxes .....	40,445.14
Finance Department .....	14,250.00
<b>Protection to Persons &amp; Property</b>	
Fire .....	9,750.00
Police .....	253,240.00
Other .....	3,000.00
<b>Streets and Roads</b>	
Repairs and maintenance .....	291,680.00
Street lighting .....	61,500.00
<b>Sanitation</b>	
Street cleaning .....	19,900.00
Garbage and ash removal .....	.....
Sewers .....	85,856.44
<b>Health and Charities</b>	
Health service .....	21,804.00
Poor (including relief) .....	37,064.00
Hospitals (aid and maintenance) .....	6,000.00
Other .....	.....
<b>Recreation</b>	
Beaches and boardwalks .....	.....
Parks and playgrounds .....	34,937.00
Other .....	.....
<b>Educational</b>	
(Exclusive of school districts) ..	10,000.00
<b>Unclassified Purposes</b>	
(Including contingent) .....	33,704.96
<b>SUB-TOTAL—Municipal functions..</b>	<b>\$1,019,391.62</b>

<b>Per Capita—Municipal functions .....</b>	
Capital imp'ts and capital imp't fund .....	\$28.59
Debt Service .....	\$52,293.00
Principal payments ..	\$258,000.00
Interest payments ..	159,314.50
Total .....	417,314.50
<b>Per Capita Debt Service .....</b>	
Deferred Charges and Statutory Expenditures .....	\$11.70
Emergencies .....	.....
Other deferred chgs. .....	\$3,389.02
Total .....	3,389.02
<b>TOTAL—Municipal expenditures ..</b>	<b>\$1,492,388.14</b>
<b>Required Payments for Local School, County, and Special District Taxes .....</b>	
	1,687,503.32
<b>TOTAL EXPENDITURES AND REQUIRED PAYMENTS .....</b>	<b>\$3,179,891.46</b>
Reserve for uncollected taxes .....	\$179,691.96
<b>GRAND TOTAL—Budget .....</b>	<b>\$3,359,583.42</b>

<b>RECEIPTS AND REVENUES REALIZED IN 1950 TO MEET EXPENDITURES AND REQUIRED PAYMENTS</b>	
Surplus revenue appropriated ..	\$190,970.48
Miscellaneous revenues realized ..	904,954.18
State aid revenues realized .....	32,805.00
Delinquent taxes including liens—1950 collections ..	131,827.25
Current taxes—1950 collections..	2,123,140.65
Emergency borrowings .....	.....
<b>TOTAL RECEIPTS AND REVENUES REALIZED .....</b>	<b>\$3,383,697.56</b>

<b>CAPITAL OUTLAY—1950</b>	
Beaches and boardwalks .....	.....
Buildings and equipment .....	.....
Parks and playgrounds .....	.....
Sewers .....	\$1,375.54
Streets, roads and bridges .....	.....
Water supply .....	.....
Other .....	.....

<b>Tax rate .....</b>	<b>\$7.70</b>
Local school tax rate .....	3.97
County tax rate .....	1.62
Local purpose tax rate .....	2.11

<b>TAXES</b>	
Local school tax ...	\$1,039,601.00
County taxes .....	423,526.92
Special district taxes .....	224,375.40
Local purpose levy .....	554,737.53
<b>Total tax levy (tax duplicate) ..</b>	<b>\$2,242,240.85</b>

<b>Per Capita Total Tax Levy .....</b>	
	<b>\$62.88</b>
<b>Current</b>	
1950 taxes levied (total) .....	\$2,268,832.30
Collected in 1950 .....	2,123,140.65
Per cent of levy collected in 1950 .....	93.57
Transferred to liens .....	7,829.51
Cancelled, abated or adjusted .....	16,877.02
Outstanding December 31, 1950 ..	\$120,985.12

<b>All Prior Years Outstanding</b>	
Balance January 1, 1950 .....	\$143,028.66
Collected in 1950 .....	125,361.72
Balance December 31, 1950 .....	\$11,524.14

<b>Tax Title Liens Outstanding</b>	
Balance January 1, 1950 .....	\$90,127.55
Redeemed by cash .....	6,465.53
Balance December 31, 1950 .....	\$77,644.03

<b>Property Acquired by Deed or Foreclosure</b>	
Balance January 1, 1950 .....	\$1,042,615.52
Sale for cash .....	160,705.98
Balance December 31, 1950 .....	\$980,902.61

**CAPITAL DEBT, DECEMBER 31, 1950**

<b>Gross Debt</b>	
School debt .....	\$794,000.00
Self-liquidating debt .....	.....
Other capital debt ..	3,534,000.00
<b>TOTAL GROSS DEBT .....</b>	<b>\$4,328,000.00</b>
<b>Per Capita Gross Debt .....</b>	<b>\$121.37</b>

<b>Deductions for</b>	
School debt .....	\$794,000.00
Self-liquidating debt .....	.....
Other capital debt ..	.....
<b>TOTAL DEDUCTIONS .....</b>	<b>794,000.00</b>
<b>NET DEBT .....</b>	<b>\$3,534,000.00</b>

<b>Average Assessed Valuations</b>	
Real Property 1948-1949-1950..	\$22,370,942.00
Per Cent of Net Debt .....	15.79

**CURRENT FINANCES DECEMBER 31, 1950**

Cash .....	\$393,221.94
Taxes receivable .....	132,509.26
Tax title liens .....	77,644.03
Foreclosed property .....	980,902.61
Accounts receivable .....	18,344.16
State road aid receivable .....	.....
Emergencies and deferred charges ..	8,000.00
<b>TOTAL ASSETS .....</b>	<b>\$1,610,622.00</b>

Cash liabilities .....	\$87,045.02
Reserves .....	1,209,400.06
Surplus revenue .....	314,176.92
<b>TOTAL LIABILITIES AND SURPLUS .....</b>	<b>\$1,610,622.00</b>

## WOODBURY CITY—GLOUCESTER COUNTY

Population Census, 1950—10,909      Land Area 2.13 sq. mi.      Net Valuation Taxable \$9,272,021  
 1940—8,306

### EXPENDITURES AND RE- QUIRED PAYMENTS FOR 1950

<b>General Government</b>	
Administrative and executive . . .	\$33,976.02
Assessment and collection of taxes	11,446.14
Finance Department . . . . .	3,922.38
<b>Protection to Persons &amp; Property</b>	
Fire . . . . .	17,099.98
Police . . . . .	58,853.69
Other . . . . .	3,946.00
<b>Streets and Roads</b>	
Repairs and maintenance . . . . .	28,162.45
Street lighting . . . . .	16,659.37
<b>Sanitation</b>	
Street cleaning . . . . .	17,520.19
Garbage and ash removal . . . . .	5,092.20
Sewers . . . . .	
<b>Health and Charities</b>	
Health service . . . . .	4,199.00
Poor (including relief) . . . . .	8,300.00
Hospitals (aid and maintenance) . . . . .	
Other . . . . .	
<b>Recreation</b>	
Beaches and boardwalks . . . . .	
Parks and playgrounds . . . . .	2,251.97
Other . . . . .	
<b>Educational</b>	
(Exclusive of school districts) . . . . .	6,500.00
<b>Unclassified Purposes</b>	
(Including contingent) . . . . .	7,233.73
<b>SUB-TOTAL—Municipal functions..</b>	<b>\$225,163.12</b>

<b>Per Capita—Municipal functions . . . . .</b>	<b>\$20.64</b>
Capital imp'ts and capital imp't fund	\$44,914.65
<b>Debt Service</b>	
Principal payments . . . . .	\$58,638.96
Interest payments . . . . .	19,822.50
<b>Total . . . . .</b>	<b>78,461.46</b>
<b>Per Capita Debt Service . . . . .</b>	<b>\$7.19</b>
<b>Deferred Charges and Statutory Expenditures</b>	
Emergencies . . . . .	\$1,000.00
Other deferred chgs. . . . .	
<b>Total . . . . .</b>	<b>1,000.00</b>
<b>TOTAL—Municipal expenditures . . . . .</b>	<b>\$349,539.23</b>

<b>Required Payments for Local School, County, and Special District Taxes . . . . .</b>	<b>280,371.95</b>
-----------------------------------------------------------------------------------------	-------------------

### TOTAL EXPENDITURES AND REQUIRED PAYMENTS . . . . .

	<b>\$629,911.18</b>
Reserve for uncollected taxes . . . . .	\$53,085.49
<b>GRAND TOTAL—Budget . . . . .</b>	<b>\$682,996.67</b>

### RECEIPTS AND REVENUES REALIZED IN 1950 TO MEET EXPENDITURES AND RE- QUIRED PAYMENTS

Surplus revenue appropriated . . . . .	\$50,000.00
Miscellaneous revenues realized . . . . .	111,494.59
State aid revenues realized . . . . .	13,664.27
<b>Delinquent taxes including</b>	
liens—1950 collections . . . . .	18,173.74
Current taxes—1950 collections..	525,392.83
Emergency borrowings . . . . .	
<b>TOTAL RECEIPTS AND REVENUES REALIZED . . . . .</b>	<b>\$718,725.43</b>

### CAPITAL OUTLAY—1950

Beaches and boardwalks . . . . .	
Buildings and equipment . . . . .	\$12,336.05
Parks and playgrounds . . . . .	
Sewers . . . . .	1,822.46
Streets, roads and bridges . . . . .	12,987.85
Water supply . . . . .	
Other . . . . .	37,918.10

<b>Tax rate . . . . .</b>	<b>\$5.66</b>
Local school tax rate . . . . .	2.03
County tax rate . . . . .	1.00
Local purpose tax rate . . . . .	2.63

### TAXES

Local school tax . . . . .	\$187,965.38	
County taxes . . . . .	92,406.57	
Special district taxes . . . . .		
<b>Local purpose levy . . . . .</b>	<b>\$280,371.95</b>	<b>250,489.60</b>
<b>Total tax levy (tax duplicate) ..</b>	<b>\$530,861.55</b>	
<b>Per Capita Total Tax Levy . . . . . \$48.66</b>		

<b>Current</b>	
1950 taxes levied (total) . . . . .	\$545,356.95
Collected in 1950 . . . . .	525,392.83
Per cent of levy col- lected in 1950 . . . . .	96.34
Transferred to liens . . . . .	889.10
Cancelled, abated or adjusted . . . . .	1,671.18
Outstanding December 31, 1950 ..	\$17,403.84

<b>All Prior Years Outstanding</b>	
Balance January 1, 1950 . . . . .	\$16,347.19
Collected in 1950 . . . . .	12,079.70
Balance December 31, 1950 . . . . .	\$2,294.25

<b>Tax Title Liens Outstanding</b>	
Balance January 1, 1950 . . . . .	\$22,564.27
Redeemed by cash . . . . .	6,094.04
Balance December 31, 1950 . . . . .	\$10,337.85

<b>Property Acquired by Deed or Foreclosure</b>	
Balance January 1, 1950 . . . . .	\$4,200.00
Sale for cash . . . . .	2,500.00
Balance December 31, 1950 . . . . .	\$9,300.00

### CAPITAL DEBT, DECEMBER 31, 1950

<b>Gross Debt</b>	
School debt . . . . .	\$526,000.00
Self-liquidating debt. . . . .	136,000.00
Other capital debt .. . . .	134,000.00

**TOTAL GROSS DEBT . . . . . \$796,000.00**

**Per Capita Gross Debt . . . . . \$72.97**

<b>Deductions for</b>	
School debt . . . . .	\$526,000.00
Self-liquidating debt. . . . .	136,000.00
Other capital debt .. . . .	

**TOTAL DEDUCTIONS . . . . . 662,000.00**

**NET DEBT . . . . . \$134,000.00**

<b>Average Assessed Valuations</b>	
Real Property 1948-1949-1950..	\$7,797,173.00
Per Cent of Net Debt . . . . .	1.71

### CURRENT FINANCES DECEMBER 31, 1950

Cash . . . . .	\$273,317.30
Taxes receivable . . . . .	19,698.09
Tax title liens . . . . .	10,337.85
Foreclosed property . . . . .	9,300.00
Accounts receivable . . . . .	1,198.13
State road aid receivable . . . . .	15,283.77
Emergencies and deferred charges . . . . .	
<b>TOTAL ASSETS . . . . .</b>	<b>\$329,135.14</b>

Cash liabilities . . . . .	\$37,466.94
Reserves . . . . .	40,534.07
Surplus revenue . . . . .	251,134.13

**TOTAL LIABILITIES AND SURPLUS . . . . . \$329,135.14**

**WOODBURY HEIGHTS BOROUGH—GLOUCESTER COUNTY**

Population Census, 1950—1,373  
1940—1,137

Land Area 1.18 sq. mi.

Net Valuation Taxable \$840,232

**EXPENDITURES AND REQUIRED PAYMENTS FOR 1950**

<b>General Government</b>	
Administrative and executive .....	\$4,368.01
Assessment and collection of taxes	2,987.33
Finance Department .....	.....
<b>Protection to Persons &amp; Property</b>	
Fire .....	1,710.00
Police .....	1,408.99
Other .....	.....
<b>Streets and Roads</b>	
Repairs and maintenance .....	7,679.52
Street lighting .....	1,918.93
<b>Sanitation</b>	
Street cleaning .....	.....
Garbage and ash removal .....	200.00
Sewers .....	.....
<b>Health and Charities</b>	
Health service .....	550.00
Poor (including relief) .....	100.00
Hospitals (aid and maintenance) .....	.....
Other .....	.....
<b>Recreation</b>	
Beaches and boardwalks .....	.....
Parks and playgrounds .....	.....
Other .....	.....
<b>Educational</b>	
(Exclusive of school districts) ..	.....
<b>Unclassified Purposes</b>	
(Including contingent) .....	50.00
<b>SUB-TOTAL—Municipal functions..</b>	<b>\$20,972.78</b>

<b>Per Capita—Municipal functions ....</b>	
.....	\$15.28
Capital imp'ts and capital imp't fund	\$2,291.12
<b>Debt Service</b>	
Principal payments ..	.....
Interest payments ..	\$275.00
Total .....	275.00
<b>Per Capita Debt Service .....</b>	
.....	\$0.20
<b>Deferred Charges and Statutory Expenditures</b>	
Emergencies .....	.....
Other deferred chgs. ....	.....
Total .....	.....
<b>TOTAL—Municipal expenditures ..</b>	<b>\$23,538.90</b>

<b>Required Payments for Local School, County, and Special District Taxes .....</b>	
.....	37,277.58
<b>TOTAL EXPENDITURES AND REQUIRED PAYMENTS .....</b>	<b>\$60,816.48</b>
Reserve for uncollected taxes .....	\$5,076.41
<b>GRAND TOTAL—Budget .....</b>	<b>\$65,892.89</b>

<b>RECEIPTS AND REVENUES REALIZED IN 1950 TO MEET EXPENDITURES AND REQUIRED PAYMENTS</b>	
Surplus revenue appropriated ..	\$2,191.12
Miscellaneous revenues realized ..	12,017.05
State aid revenues realized .....	5,273.00
Delinquent taxes including	.....
liens—1950 collections .....	5,064.52
Current taxes—1950 collections..	41,904.74
Emergency borrowings .....	.....
<b>TOTAL RECEIPTS AND REVENUES REALIZED .....</b>	<b>\$66,450.43</b>

**CAPITAL OUTLAY—1950**

Beaches and boardwalks .....	.....
Buildings and equipment .....	\$10,140.65
Parks and playgrounds .....	.....
Sewers .....	413.80
Streets, roads and bridges .....	.....
Water supply .....	.....
Other .....	.....

<b>Tax rate .....</b>	<b>\$5.62</b>
Local school tax rate .....	3.44
County tax rate .....	1.00
Local purpose tax rate .....	1.18

**TAXES**

Local school tax ...	\$28,895.50	
County taxes .....	8,382.08	
Special district taxes .....	.....	
Local purpose levy .....	.....	\$37,277.58
		9,825.00
<b>Total tax levy (tax duplicate) ..</b>		<b>\$47,102.58</b>

<b>Per Capita Total Tax Levy .....</b>	<b>\$34.31</b>
----------------------------------------	----------------

<b>Current</b>	
1950 taxes levied (total) .....	\$47,239.94
Collected in 1950 .....	41,904.74
Per cent of levy collected in 1950 ...	88.70
Transferred to liens .....	560.37
Cancelled, abated or adjusted .....	212.11
Outstanding December 31, 1950 ..	\$4,562.72

<b>All Prior Years Outstanding</b>	
Balance January 1, 1950 .....	\$5,675.57
Collected in 1950 .....	.....
Balance December 31, 1950 .....	\$2,416.14

<b>Tax Title Liens Outstanding</b>	
Balance January 1, 1950 .....	\$62,819.41
Redeemed by cash .....	3,227.61
Balance December 31, 1950 .....	\$52,112.92

<b>Property Acquired by Deed or Foreclosure</b>	
Balance January 1, 1950 .....	\$3,045.00
Sale for cash .....	825.00
Balance December 31, 1950 .....	\$2,920.00

**CAPITAL DEBT, DECEMBER 31, 1950**

<b>Gross Debt</b>	
School debt .....	\$8,400.00
Self-liquidating debt ..	9,000.00
Other capital debt ..	10,500.00

<b>TOTAL GROSS DEBT .....</b>	<b>\$27,900.00</b>
<b>Per Capita Gross Debt .....</b>	<b>\$20.32</b>

<b>Deductions for</b>	
School debt .....	\$8,400.00
Self-liquidating debt ..	8,896.00
Other capital debt ..	.....

<b>TOTAL DEDUCTIONS .....</b>	<b>17,296.00</b>
<b>NET DEBT .....</b>	<b>\$10,604.00</b>

<b>Average Assessed Valuations</b>	
Real Property 1948-1949-1950..	\$760,501.00
Per Cent of Net Debt .....	1.39

**CURRENT FINANCES DECEMBER 31, 1950**

Cash .....	\$23,875.29
Taxes receivable .....	6,978.86
Tax title liens .....	52,112.92
Foreclosed property .....	2,920.00
Accounts receivable .....	339.30
State road aid receivable .....	13,334.31
Emergencies and deferred charges ..	.....

<b>TOTAL ASSETS .....</b>	<b>\$99,560.68</b>
---------------------------	--------------------

Cash liabilities .....	\$20,598.21
Reserves .....	62,351.08
Surplus revenue .....	16,611.39

<b>TOTAL LIABILITIES AND SURPLUS .....</b>	<b>\$99,560.68</b>
--------------------------------------------	--------------------

## WOODCLIFF LAKE BOROUGH—BERGEN COUNTY

Population Census, 1950—1,409                      Land Area 3.8 sq. mi.                      Net Valuation Taxable \$1,488,474  
 1940—1,037

### EXPENDITURES AND RE- QUIRED PAYMENTS FOR 1950

<b>General Government</b>	
Administrative and executive .....	\$9,935.00
Assessment and collection of taxes	2,800.00
Finance Department .....	.....
<b>Protection to Persons &amp; Property</b>	
Fire .....	4,215.00
Police .....	13,050.00
Other .....	.....
<b>Streets and Roads</b>	
Repairs and maintenance .....	2,300.00
Street lighting .....	2,000.00
<b>Sanitation</b>	
Street cleaning .....	.....
Garbage and ash removal .....	.....
Sewers .....	.....
<b>Health and Charities</b>	
Health service .....	1,125.00
Poor (including relief) .....	200.00
Hospitals (aid and maintenance) .....	.....
Other .....	.....
<b>Recreation</b>	
Beaches and boardwalks .....	.....
Parks and playgrounds .....	1,500.00
Other .....	.....
<b>Educational</b>	
(Exclusive of school districts) ..	.....
<b>Unclassified Purposes</b>	
(Including contingent) .....	800.00
<b>SUB-TOTAL—Municipal functions..</b>	<b>\$37,925.00</b>

<b>Per Capita—Municipal functions .....</b>	<b>\$26.92</b>
Capital imp'ts and capital imp't fund	\$1,600.00
<b>Debt Service</b>	
Principal payments ..	\$4,486.22
Interest payments ..	610.00
<b>Total .....</b>	<b>5,096.22</b>
<b>Per Capita Debt Service .....</b>	<b>\$3.62</b>
<b>Deferred Charges and Statutory Expenditures</b>	
Emergencies .....	.....
Other deferred chgs. ....	.....
<b>Total .....</b>	<b>.....</b>
<b>TOTAL—Municipal expenditures ..</b>	<b>\$44,621.22</b>

<b>Required Payments for Local School, County, and Special District Taxes .....</b>	<b>66,376.77</b>
-------------------------------------------------------------------------------------	------------------

<b>TOTAL EXPENDITURES AND REQUIRED PAYMENTS .....</b>	<b>\$110,997.99</b>
Reserve for uncollected taxes .....	\$7,295.67
<b>GRAND TOTAL—Budget .....</b>	<b>\$118,293.66</b>

### RECEIPTS AND REVENUES REALIZED IN 1950 TO MEET EXPENDITURES AND RE- QUIRED PAYMENTS

Surplus revenue appropriated ..	\$9,000.00
Miscellaneous revenues realized ..	16,972.57
State aid revenues realized .....	1,659.20
Delinquent taxes including	.....
liens—1950 collections .....	5,477.36
Current taxes—1950 collections..	86,339.78
Emergency borrowings .....	.....
<b>TOTAL RECEIPTS AND REVENUES REALIZED .....</b>	<b>\$119,448.91</b>

### CAPITAL OUTLAY—1950

Beaches and boardwalks .....	.....
Buildings and equipment .....	.....
Parks and playgrounds .....	.....
Sewers .....	.....
Streets, roads and bridges .....	\$5,270.21
Water supply .....	.....
Other .....	.....

<b>Tax rate .....</b>	<b>\$5.95</b>
Local school tax rate .....	3.64
County tax rate .....	0.82
Local purpose tax rate .....	1.49

### TAXES

Local school tax ...	\$54,200.00	
County taxes .....	12,176.77	
Special district taxes .....	.....	
Local purpose levy .....	.....	\$66,376.77
		22,095.88
<b>Total tax levy (tax duplicate) ..</b>		<b>\$88,472.65</b>

<b>Per Capita Total Tax Levy .....</b>	<b>\$62.79</b>
----------------------------------------	----------------

<b>Current</b>	
1950 taxes levied (total) .....	\$90,409.41
Collected in 1950 .....	86,339.78
Per cent of levy col- lected in 1950 .....	95.50
Transferred to liens .....	8.63
Cancelled, abated or adjusted .....	84.73
Outstanding December 31, 1950 ..	\$3,976.22

<b>All Prior Years Outstanding</b>	
Balance January 1, 1950 .....	\$5,612.78
Collected in 1950 .....	5,477.36
Balance December 31, 1950 .....	\$171.85

<b>Tax Title Liens Outstanding</b>	
Balance January 1, 1950 .....	\$438.89
Redeemed by cash .....	.....
Balance December 31, 1950 .....	\$447.52

<b>Property Acquired by Deed or Foreclosure</b>	
Balance January 1, 1950 .....	\$2,935.00
Sale for cash .....	.....
Balance December 31, 1950 .....	\$1,860.00

### CAPITAL DEBT, DECEMBER 31, 1950

<b>Gross Debt</b>	
School debt .....	.....
Self-liquidating debt .....	.....
Other capital debt ..	\$23,741.00
<b>TOTAL GROSS DEBT .....</b>	<b>\$23,741.00</b>
<b>Per Capita Gross Debt .....</b>	<b>\$16.85</b>

<b>Deductions for</b>	
School debt .....	.....
Self-liquidating debt .....	.....
Other capital debt ..	\$1,415.00
<b>TOTAL DEDUCTIONS .....</b>	<b>1,415.00</b>
<b>NET DEBT .....</b>	<b>\$22,326.00</b>

<b>Average Assessed Valuations</b>	
Real Property 1948-1949-1950 ..	\$1,403,578.00
Per Cent of Net Debt .....	1.59

### CURRENT FINANCES DECEMBER 31, 1950

Cash .....	\$24,515.52
Taxes receivable .....	4,148.07
Tax title liens .....	447.52
Foreclosed property .....	1,860.00
Accounts receivable .....	363.79
State road aid receivable .....	4,263.00
Emergencies and deferred charges ..	.....
<b>TOTAL ASSETS .....</b>	<b>\$35,597.90</b>

Cash liabilities .....	\$4,871.43
Reserves .....	6,819.38
Surplus revenue .....	23,907.09

<b>TOTAL LIABILITIES AND SURPLUS .....</b>	<b>\$35,597.90</b>
--------------------------------------------	--------------------

WOODLAND TOWNSHIP—BURLINGTON COUNTY

Population Census, 1950—1,526  
1940—1,374

Land Area 95.38 sq. mi.

Net Valuation Taxable \$248,421

,656

**EXPENDITURES AND REQUIRED PAYMENTS FOR 1950**  
**General Government**

Administrative and executive .....	\$2,599.00
Assessment and collection of taxes .....	1,575.00
Finance Department .....	300.00
<b>Expenditure to Persons &amp; Property</b>	
Fire .....	1,100.00
Police .....	.....
Other .....	.....
<b>Streets and Roads</b>	
Repairs and maintenance .....	6,717.77
Street lighting .....	675.00
<b>Sanitation</b>	
Street cleaning .....	.....
Garbage and ash removal .....	.....
sewers .....	.....
<b>Health and Charities</b>	
Health service .....	275.00
Poor (including relief) .....	342.00
Hospitals (aid and maintenance) .....	.....
Other .....	.....
<b>Recreation</b>	
Beaches and boardwalks .....	.....
Parks and playgrounds .....	.....
Other .....	.....
<b>Educational</b>	
Exclusive of school districts) ..	.....
<b>Classified Purposes</b>	
(including contingent) .....	50.00
<b>TOTAL—Municipal functions..</b>	<b>\$13,633.77</b>

<b>Capital—Municipal functions .....</b>	<b>\$8.93</b>
Capital imp'ts and capital imp't fund .....	\$1,191.86
Service .....	.....
Municipal payments ..	\$500.00
Interest payments ..	170.00
.....	670.00
<b>Capital Debt</b>	
Service .....	\$0.44
Deferred Charges and Statutory Expenditures .....	.....
Emergencies .....	.....
Other deferred chgs. ..	\$688.74
.....	688.74

<b>TOTAL—Municipal expenditures ..</b>	<b>\$16,184.37</b>
<b>Required Payments for Local School, County, and Special District Taxes .....</b>	<b>16,931.00</b>
<b>TOTAL EXPENDITURES AND REQUIRED PAYMENTS .....</b>	<b>\$33,115.37</b>
Provision for uncollected taxes .....	\$5,472.71
<b>GRAND TOTAL—Budget .....</b>	<b>\$38,588.08</b>

<b>RECEIPTS AND REVENUES REALIZED IN 1950 TO MEET EXPENDITURES AND REQUIRED PAYMENTS</b>	
Plus revenue appropriated ..	\$2,600.00
Miscellaneous revenues realized ..	7,525.68
Special aid revenues realized .....	5,259.25
Delinquent taxes including .....	.....
1950 collections .....	3,334.42
1949 collections .....	16,692.91
Emergency borrowings .....	.....
<b>TOTAL RECEIPTS AND REVENUES REALIZED .....</b>	<b>\$35,412.26</b>

<b>CAPITAL OUTLAY—1950</b>	
Beaches and boardwalks .....	.....
Parks and equipment .....	.....
Parks and playgrounds .....	.....
Streets .....	.....
Streets, roads and bridges .....	.....
Water supply .....	.....
Other .....	.....

<b>Tax rate .....</b>	<b>\$8.72</b>
Local school tax rate .....	4.86
County tax rate .....	1.96
Local purpose tax rate .....	1.90

**TAXES**

Local school tax ..	\$12,072.67	
County taxes .....	4,858.33	
Special district taxes .....	.....	
Local purpose levy .....	4,690.83	8.47
<b>Total tax levy (tax duplicate) ..</b>	<b>\$21,621.83</b>	<b>3.24</b>
<b>Per Capita Total Tax Levy .....</b>	<b>\$14.17</b>	<b>1.71</b>

<b>Current</b>		
1950 taxes levied (total) .....	\$21,666.68	
Collected in 1950 .....	16,692.91	4.83
Per cent of levy collected in 1950 ..	77.04	4.57
Transferred to liens .....	1,242.60	
Cancelled, abated or adjusted .....	34.88	9.38
Outstanding December 31, 1950 ..	\$3,696.29	1.73
<b>All Prior Years Outstanding</b>		<b>9.15</b>
Balance January 1, 1950 .....	\$10,916.38	
Collected in 1950 .....	3,169.47	9.68
Balance December 31, 1950 .....	\$4,749.85	1.91
<b>Tax Title Liens Outstanding</b>		<b>3.20</b>
Balance January 1, 1950 .....	\$18,607.04	
Redeemed by cash .....	164.95	9.55
Balance December 31, 1950 .....	\$20,004.63	3.50
<b>Property Acquired by Deed or Foreclosure</b>		<b>1.57</b>
Balance January 1, 1950 .....	.....	
Sale for cash .....	.....	1.00
Balance December 31, 1950 .....	.....	1.00

**CAPITAL DEBT, DECEMBER 31, 1950**

<b>Gross Debt</b>		
School debt .....	.....	
Self-liquidating debt ..	.....	
Other capital debt ..	\$1,500.00	
<b>TOTAL GROSS DEBT .....</b>	<b>\$1,500.00</b>	
<b>Per Capita Gross Debt .....</b>	<b>\$0.98</b>	<b>.00</b>
<b>Deductions for</b>		
School debt .....	.....	
Self-liquidating debt ..	.....	
Other capital debt ..	.....	
<b>TOTAL DEDUCTIONS .....</b>	<b>.....</b>	<b>.00</b>
<b>NET DEBT .....</b>	<b>\$1,500.00</b>	<b>.00</b>

<b>Average Assessed Valuations</b>		
Real Property 1948-1949-1950 ..	\$227,399.00	
Per Cent of Net Debt .....	0.65	0.00
		60

**CURRENT FINANCES DECEMBER 31, 1950**

Cash .....	\$10,448.69	0
Taxes receivable .....	8,446.14	33
Tax title liens .....	20,004.63	35
Foreclosed property .....	.....	57
Accounts receivable .....	8.46	00
State road aid receivable .....	.....	03
Emergencies and deferred charges ..	100.00	00
<b>TOTAL ASSETS .....</b>	<b>\$39,007.97</b>	<b>28</b>
Cash liabilities .....	\$7,771.30	28
Reserves .....	28,459.28	84
Surplus revenue .....	2,777.39	95
<b>TOTAL LIABILITIES AND SURPLUS .....</b>	<b>\$39,007.97</b>	<b>49</b>
		28

**WOODLYNNE BOROUGH—CAMDEN COUNTY**

Population Census, 1950—2,794  
1940—2,861

Land Area 0.25 sq. mi.

Net Valuation Taxable \$2,067,420

**EXPENDITURES AND RE-REQUIRED PAYMENTS FOR 1950**

<b>General Government</b>	
Administrative and executive . . . . .	\$11,645.00
Assessment and collection of taxes	2,385.00
Finance Department . . . . .	.....
<b>Protection to Persons &amp; Property</b>	
Fire . . . . .	2,184.00
Police . . . . .	13,609.00
Other . . . . .	.....
<b>Streets and Roads</b>	
Repairs and maintenance . . . . .	1,450.00
Street lighting . . . . .	2,750.00
<b>Sanitation</b>	
Street cleaning . . . . .	.....
Garbage and ash removal . . . . .	3,111.00
Sewers . . . . .	4,700.00
<b>Health and Charities</b>	
Health service . . . . .	457.00
Poor (including relief) . . . . .	620.00
Hospitals (aid and maintenance) . . . . .	.....
Other . . . . .	.....
<b>Recreation</b>	
Benches and boardwalks . . . . .	.....
Parks and playgrounds . . . . .	100.00
Other . . . . .	.....
<b>Educational</b>	
(Exclusive of school districts) . . . . .	.....
<b>Unclassified Purposes</b>	
(Including contingent) . . . . .	1,859.00
<b>SUB-TOTAL—Municipal functions..</b>	<b>\$44,870.00</b>

<b>Per Capita—Municipal functions . . . . .</b>	<b>\$16.06</b>
Capital imp'ts and capital imp't fund	\$2,000.00
<b>Debt Service</b>	
Principal payments . . . . .	\$13,000.00
Interest payments . . . . .	4,395.00
Total . . . . .	17,395.00
<b>Per Capita Debt Service . . . . .</b>	<b>\$6.23</b>
<b>Deferred Charges and Statutory Expenditures</b>	
Emergencies . . . . .	.....
Other deferred chgs. . . . .	\$4,371.05
Total . . . . .	4,371.05
<b>TOTAL—Municipal expenditures . . .</b>	<b>\$68,636.05</b>

<b>Required Payments for Local School, County, and Special District Taxes . . . . .</b>	<b>71,084.54</b>
-----------------------------------------------------------------------------------------	------------------

**TOTAL EXPENDITURES AND REQUIRED PAYMENTS . . . . . \$139,720.59**

Reserve for uncollected taxes . . . . .	\$13,200.00
<b>GRAND TOTAL—Budget . . . . .</b>	<b>\$152,920.59</b>

**RECEIPTS AND REVENUES REALIZED IN 1950 TO MEET EXPENDITURES AND RE-REQUIRED PAYMENTS**

Surplus revenue appropriated . . . . .	\$11,000.00
Miscellaneous revenues realized . . . . .	24,819.94
State aid revenues realized . . . . .	1,692.39
Delinquent taxes including	
liens—1950 collections . . . . .	9,965.48
Current taxes—1950 collections..	112,211.88
Emergency borrowings . . . . .	.....
<b>TOTAL RECEIPTS AND REVENUES REALIZED . . . . .</b>	<b>\$159,689.69</b>

**CAPITAL OUTLAY—1950**

Beaches and boardwalks . . . . .	.....
Buildings and equipment . . . . .	\$14,742.15
Parks and playgrounds . . . . .	.....
Sewers . . . . .	.....
Streets, roads and bridges . . . . .	.....
Water supply . . . . .	.....
Other . . . . .	.....

<b>Tax rate . . . . .</b>	<b>\$5.90</b>
Local school tax rate . . . . .	2.02
County tax rate . . . . .	1.42
Local purpose tax rate . . . . .	2.46

**TAXES**

Local school tax . . . . .	\$41,690.00
County taxes . . . . .	29,394.54
Special district taxes . . . . .	.....
Local purpose levy . . . . .	50,536.05
<b>Total tax levy (tax duplicate) . .</b>	<b>\$121,620.59</b>

**Per Capita Total Tax Levy . . . . . \$43.53**

**Current**

1950 taxes levied (total) . . . . .	\$123,554.61
Collected in 1950 . . . . .	112,211.88
Per cent of levy collected in 1950 . . . . .	90.82
Transferred to liens . . . . .	26.55
Cancelled, abated or adjusted . . . . .	1,863.39
Outstanding December 31, 1950 . . . . .	\$9,452.79

**All Prior Years Outstanding**

Balance January 1, 1950 . . . . .	\$15,468.15
Collected in 1950 . . . . .	9,965.48
Balance December 31, 1950 . . . . .	\$4,566.01

**Tax Title Liens Outstanding**

Balance January 1, 1950 . . . . .	\$3,381.02
Redeemed by cash . . . . .	408.01
Balance December 31, 1950 . . . . .	\$736.24

**Property Acquired by Deed or Foreclosure**

Balance January 1, 1950 . . . . .	\$12,512.50
Sale for cash . . . . .	7,767.50
Balance December 31, 1950 . . . . .	\$8,740.00

**CAPITAL DEBT, DECEMBER 31, 1950**

**Gross Debt**

School debt . . . . .	.....
Self-liquidating debt. . . . .	.....
Other capital debt . . . . .	\$120,000.00

**TOTAL GROSS DEBT . . . . . \$120,000.00**

**Per Capita Gross Debt . . . . . \$42.95**

**Deductions for**

School debt . . . . .	.....
Self-liquidating debt. . . . .	.....
Other capital debt . . . . .	\$1,000.00

**TOTAL DEDUCTIONS . . . . . 1,000.00**

**NET DEBT . . . . . \$119,000.00**

**Average Assessed Valuations**

Real Property 1948-1949-1950 . . . . .	\$1,900,992.00
Per Cent of Net Debt . . . . .	6.25

**CURRENT FINANCES DECEMBER 31, 1950**

Cash . . . . .	\$42,558.85
Taxes receivable . . . . .	14,018.80
Tax title liens . . . . .	736.24
Foreclosed property . . . . .	8,740.00
Accounts receivable . . . . .	687.56
State road aid receivable . . . . .	.....
Emergencies and deferred charges . . . . .	.....
<b>TOTAL ASSETS . . . . .</b>	<b>\$66,741.45</b>

Cash liabilities . . . . .	\$8,599.08
Reserves . . . . .	24,182.60
Surplus revenue . . . . .	33,959.77

**TOTAL LIABILITIES AND SURPLUS . . . . . \$66,741.45**

**WOOD-RIDGE BOROUGH—BERGEN COUNTY**

Population Census, 1950—6,271  
1940—5,739

Land Area 1.1 sq. mi.

Net Valuation Taxable \$8,942,656

**EXPENDITURES AND REQUIRED PAYMENTS FOR 1950**

<b>General Government</b>	
Administrative and executive . . . . .	\$26,745.00
Assessment and collection of taxes	7,695.00
Finance Department . . . . .	.....
<b>Protection to Persons &amp; Property</b>	
Fire . . . . .	16,650.00
Police . . . . .	56,705.00
Other . . . . .	.....
<b>Streets and Roads</b>	
Repairs and maintenance . . . . .	19,182.17
Street lighting . . . . .	11,550.00
<b>Sanitation</b>	
Street cleaning . . . . .	.....
Garbage and ash removal . . . . .	21,444.34
Sewers . . . . .	17,259.62
<b>Health and Charities</b>	
Health service . . . . .	4,525.00
Poor (including relief) . . . . .	450.00
Hospitals (aid and maintenance) . . . . .	.....
Other . . . . .	.....
<b>Recreation</b>	
Beaches and boardwalks . . . . .	.....
Parks and playgrounds . . . . .	980.00
Other . . . . .	2,975.00
<b>Educational</b>	
(Exclusive of school districts) . . . . .	7,000.00
<b>Unclassified Purposes</b>	
(Including contingent) . . . . .	7,038.87
<b>SUB-TOTAL—Municipal functions..</b>	<b>\$200,200.00</b>

<b>Per Capita—Municipal functions . . . . .</b>	<b>\$31.92</b>
Capital imp'ts and capital imp't fund . . . . .	.....
<b>Debt Service</b>	
Principal payments . . . . .	\$38,200.00
Interest payments . . . . .	9,685.25
<b>Total . . . . .</b>	<b>\$47,885.25</b>
<b>Per Capita Debt Service . . . . .</b>	<b>\$7.64</b>
<b>Deferred Charges and Statutory Expenditures</b>	
Emergencies . . . . .	.....
Other deferred chgs. . . . .	\$13,519.32
<b>Total . . . . .</b>	<b>13,519.32</b>

<b>TOTAL—Municipal expenditures . . . . .</b>	<b>\$261,604.57</b>
<b>Required Payments for Local School, County, and Special District Taxes . . . . .</b>	<b>253,238.47</b>
<b>TOTAL EXPENDITURES AND REQUIRED PAYMENTS . . . . .</b>	<b>\$514,843.04</b>
Reserve for uncollected taxes . . . . .	\$17,608.67
<b>GRAND TOTAL—Budget . . . . .</b>	<b>\$532,451.71</b>

<b>RECEIPTS AND REVENUES REALIZED IN 1950 TO MEET EXPENDITURES AND REQUIRED PAYMENTS</b>	
Surplus revenue appropriated . . . . .	\$33,000.00
Miscellaneous revenues realized . . . . .	51,610.72
State aid revenues realized . . . . .	4,345.00
Delinquent taxes including	.....
liens—1950 collections . . . . .	9,038.41
Current taxes—1950 collections..	431,114.57
Emergency borrowings . . . . .	.....
<b>TOTAL RECEIPTS AND REVENUES REALIZED . . . . .</b>	<b>\$529,108.70</b>

<b>CAPITAL OUTLAY—1950</b>	
Beaches and boardwalks . . . . .	.....
Buildings and equipment . . . . .	.....
Parks and playgrounds . . . . .	.....
Sewers . . . . .	.....
Streets, roads and bridges . . . . .	\$13,515.21
Water supply . . . . .	.....
Other . . . . .	.....

<b>Tax rate . . . . .</b>	<b>\$4.91</b>
Local school tax rate . . . . .	2.02
County tax rate . . . . .	0.82
Local purpose tax rate . . . . .	2.07
<b>TAXES</b>	
Local school tax . . . . .	\$180,234.00
County taxes . . . . .	73,004.47
Special district taxes . . . . .	.....
<b>Local purpose levy . . . . .</b>	<b>\$253,238.47</b>
<b>Total tax levy (tax duplicate) . . . . .</b>	<b>\$439,931.71</b>
<b>Per Capita Total Tax Levy . . . . .</b>	
<b>Current</b>	
1950 taxes levied (total) . . . . .	\$443,204.83
Collected in 1950 . . . . .	431,114.57
Per cent of levy collected in 1950 . . . . .	97.27
Transferred to liens . . . . .	129.38
Cancelled, abated or adjusted . . . . .	511.73
Outstanding December 31, 1950 . . . . .	\$11,449.15

<b>All Prior Years Outstanding</b>	
Balance January 1, 1950 . . . . .	\$10,039.68
Collected in 1950 . . . . .	8,981.91
Balance December 31, 1950 . . . . .	\$936.20

<b>Tax Title Liens Outstanding</b>	
Balance January 1, 1950 . . . . .	\$2,019.55
Redeemed by cash . . . . .	56.50
Balance December 31, 1950 . . . . .	\$2,031.57

<b>Property Acquired by Deed or Foreclosure</b>	
Balance January 1, 1950 . . . . .	\$21,306.00
Sale for cash . . . . .	2,300.00
Balance December 31, 1950 . . . . .	\$21,141.00

<b>CAPITAL DEBT, DECEMBER 31, 1950</b>	
<b>Gross Debt</b>	
School debt . . . . .	\$57,000.00
Self-liquidating debt . . . . .	.....
Other capital debt . . . . .	267,860.00
<b>TOTAL GROSS DEBT . . . . .</b>	<b>\$324,860.00</b>
<b>Per Capita Gross Debt . . . . .</b>	<b>\$51.80</b>

<b>Deductions for</b>	
School debt . . . . .	\$57,000.00
Self-liquidating debt . . . . .	.....
Other capital debt . . . . .	.....
<b>TOTAL DEDUCTIONS . . . . .</b>	<b>57,000.00</b>
<b>NET DEBT . . . . .</b>	<b>\$267,860.00</b>

<b>Average Assessed Valuations</b>	
Real Property 1948-1949-1950..	\$7,420,980.00
Per Cent of Net Debt . . . . .	3.60

<b>CURRENT FINANCES DECEMBER 31, 1950</b>	
Cash . . . . .	\$124,355.33
Taxes receivable . . . . .	12,385.35
Tax title liens . . . . .	2,031.57
Foreclosed property . . . . .	21,141.00
Accounts receivable . . . . .	3,455.03
State road aid receivable . . . . .	.....
Emergencies and deferred charges . . . . .	3,500.00
<b>TOTAL ASSETS . . . . .</b>	<b>\$166,868.28</b>
Cash liabilities . . . . .	\$27,750.84
Reserves . . . . .	39,012.95
Surplus revenue . . . . .	100,104.49
<b>TOTAL LIABILITIES AND SURPLUS . . . . .</b>	<b>\$166,868.28</b>

## WOODSTOWN BOROUGH—SALEM COUNTY

Population Census, 1950—2,343  
1940—2,027

Land Area 1.48 sq. mi.

Net Valuation Taxable \$1,980,509

### EXPENDITURES AND REQUIRED PAYMENTS FOR 1950

<b>General Government</b>	
Administrative and executive .....	\$7,415.00
Assessment and collection of taxes	2,385.00
Finance Department .....	.....
<b>Protection to Persons &amp; Property</b>	
Fire .....	4,000.00
Police .....	12,500.00
Other .....	.....
<b>Streets and Roads</b>	
Repairs and maintenance .....	5,106.89
Street lighting .....	5,639.78
<b>Sanitation</b>	
Street cleaning .....	.....
Garbage and ash removal .....	1,500.00
Sewers .....	.....
<b>Health and Charities</b>	
Health service .....	350.00
Poor (including relief) .....	925.00
Hospitals (aid and maintenance) ..	.....
Other .....	.....
<b>Recreation</b>	
Beaches and boardwalks .....	.....
Parks and playgrounds .....	700.00
Other .....	.....
<b>Educational</b>	
(Exclusive of school districts) ..	500.00
<b>Unclassified Purposes</b>	
(Including contingent) .....	350.00
<b>SUB-TOTAL—Municipal functions..</b>	<b>\$41,371.67</b>

<b>Per Capita—Municipal functions .....</b>	<b>\$17.66</b>
Capital imp'ts and capital imp't fund	4,944.45
<b>Debt Service</b>	
Principal payments ..	\$2,000.00
Interest payments ..	765.00
<b>Total .....</b>	<b>2,765.00</b>
<b>Per Capita Debt Service .....</b>	<b>\$1.18</b>
<b>Deferred Charges and Statutory Expenditures</b>	
Emergencies .....	\$4,500.00
Other deferred chgs. ....	.....
<b>Total .....</b>	<b>4,500.00</b>

<b>TOTAL—Municipal expenditures ...</b>	<b>\$53,581.12</b>
-----------------------------------------	--------------------

<b>Required Payments for Local School, County and Special District Taxes .....</b>	<b>94,505.84</b>
------------------------------------------------------------------------------------	------------------

<b>TOTAL EXPENDITURES AND REQUIRED PAYMENTS .....</b>	<b>\$148,086.96</b>
-------------------------------------------------------	---------------------

Reserve for uncollected taxes .....	\$17,627.25
-------------------------------------	-------------

<b>GRAND TOTAL—Budget .....</b>	<b>\$165,714.21</b>
---------------------------------	---------------------

### RECEIPTS AND REVENUES REALIZED IN 1950 TO MEET EXPENDITURES AND REQUIRED PAYMENTS

Surplus revenue appropriated ..	\$18,122.98
Miscellaneous revenues realized ..	20,670.34
State aid revenues realized .....	10,479.41
Delinquent taxes including	.....
Liens—1950 collections .....	6,507.26
Current taxes—1950 collections..	114,985.52
Emergency borrowings .....	.....

<b>TOTAL RECEIPTS AND REVENUES REALIZED .....</b>	<b>\$170,765.51</b>
---------------------------------------------------	---------------------

### CAPITAL OUTLAY—1950

Beaches and boardwalks .....	.....
Buildings and equipment .....	.....
Parks and playgrounds .....	.....
Sewers .....	.....
Streets, roads and bridges .....	.....
Water supply .....	.....
Other .....	.....

<b>Tax rate .....</b>	<b>\$6.03</b>
Local school tax rate .....	3.71
County tax rate .....	1.06
Local purpose tax rate .....	1.26

### TAXES

Local school tax ...	\$73,478.72	
County taxes .....	21,027.12	
Special district taxes .....	.....	
Local purpose levy .....	.....	\$94,505.84
<b>Total tax levy (tax duplicate) ..</b>	<b>\$120,844.23</b>	

<b>Per Capita Total Tax Levy .....</b>	<b>\$51.58</b>
----------------------------------------	----------------

<b>Current</b>	
1950 taxes levied (total) .....	\$122,015.84
Collected in 1950 .....	114,985.52
Per cent of levy collected in 1950 ..	94.23
Transferred to liens .....	30.15
Cancelled, abated or adjusted .....	180.90
Outstanding December 31, 1950 ..	\$6,819.27

<b>All Prior Years Outstanding</b>	
Balance January 1, 1950 .....	\$6,914.35
Collected in 1950 .....	6,507.26
Balance December 31, 1950 .....	\$144.67

<b>Tax Title Liens Outstanding</b>	
Balance January 1, 1950 .....	\$427.60
Redeemed by cash .....	.....
Balance December 31, 1950 .....	\$457.75

<b>Property Acquired by Deed or Foreclosure</b>	
Balance January 1, 1950 .....	.....
Sale for cash .....	.....
Balance December 31, 1950 .....	.....

### CAPITAL DEBT, DECEMBER 31, 1950

<b>Gross Debt</b>	
School debt .....	\$176,924.00
Self-liquidating debt. ....	.....
Other capital debt ..	24,100.00
<b>TOTAL GROSS DEBT .....</b>	<b>\$201,024.00</b>
<b>Per Capita Gross Debt .....</b>	<b>\$85.80</b>

<b>Deductions for</b>	
School debt .....	\$133,072.00
Self-liquidating debt. ....	.....
Other capital debt ..	.....
<b>TOTAL DEDUCTIONS .....</b>	<b>133,072.00</b>

<b>NET DEBT .....</b>	<b>\$67,952.00</b>
-----------------------	--------------------

<b>Average Assessed Valuations</b>	
Real Property 1948-1949-1950 ..	\$1,663,397.00
Per Cent of Net Debt .....	4.08

### CURRENT FINANCES DECEMBER 31, 1950

Cash .....	\$46,413.81
Taxes receivable .....	6,963.94
Tax title liens .....	457.75
Foreclosed property .....	.....
Accounts receivable .....	31.30
State road aid receivable .....	856.09
Emergencies and deferred charges ..	.....
<b>TOTAL ASSETS .....</b>	<b>\$54,722.89</b>

Cash liabilities .....	\$5,200.35
Reserves .....	7,452.99
Surplus revenue .....	42,069.55
<b>TOTAL LIABILITIES AND SURPLUS .....</b>	<b>\$54,722.89</b>

**WOOLWICH TOWNSHIP—GLOUCESTER COUNTY**

Population Census, 1950—1,388      Land Area 21.45 sq. mi.      Net Valuation Taxable \$1,177,388  
 1940—1,193

<b>EXPENDITURES AND RE-REQUIRED PAYMENTS FOR 1950</b>	
<b>General Government</b>	
Administrative and executive . . . . .	\$5,014.09
Assessment and collection of taxes	2,379.73
Finance Department . . . . .	528.00
<b>Protection to Persons &amp; Property</b>	
Fire . . . . .	251.79
Police . . . . .	1,123.75
Other . . . . .	.....
<b>Streets and Roads</b>	
Repairs and maintenance . . . . .	14,756.75
Street lighting . . . . .	192.00
<b>Sanitation</b>	
Street cleaning . . . . .	.....
Garbage and ash removal . . . . .	.....
Sewers . . . . .	.....
<b>Health and Charities</b>	
Health service . . . . .	218.12
Poor (including relief) . . . . .	376.69
Hospitals (aid and maintenance) . . . . .	.....
Other . . . . .	149.51
<b>Recreation</b>	
Beaches and boardwalks . . . . .	.....
Parks and playgrounds . . . . .	.....
Other . . . . .	.....
<b>Educational</b>	
(Exclusive of school districts) . . . . .	.....
<b>Unclassified Purposes</b>	
(Including contingent) . . . . .	100.00
<b>SUB-TOTAL—Municipal functions..</b>	<b>\$25,090.43</b>

<b>Per Capita—Municipal functions . . . . .</b>	<b>\$18.08</b>
Capital imp'ts and capital imp't fund	\$147.59
<b>Debt Service</b>	
Principal payments . . . . .	.....
Interest payments . . . . .	.....
<b>Total . . . . .</b>	<b>.....</b>

<b>Per Capita Debt Service</b>	
Deferred Charges and Statutory Expenditures	.....
Emergencies . . . . .	.....
Other deferred chgs. . . . .	\$3,024.00
<b>Total . . . . .</b>	<b>3,024.00</b>
<b>TOTAL—Municipal expenditures . . . . .</b>	<b>\$28,262.02</b>

<b>Required Payments for Local School, County, and Special District Taxes . . . . .</b>	<b>54,032.99</b>
-----------------------------------------------------------------------------------------	------------------

<b>TOTAL EXPENDITURES AND REQUIRED PAYMENTS . . . . .</b>	<b>\$82,295.01</b>
Reserve for uncollected taxes . . . . .	\$17,549.60
<b>GRAND TOTAL—Budget . . . . .</b>	<b>\$99,844.61</b>

<b>RECEIPTS AND REVENUES REALIZED IN 1950 TO MEET EXPENDITURES AND RE-REQUIRED PAYMENTS</b>	
Surplus revenue appropriated . . . . .	\$25,271.71
Miscellaneous revenues realized . . . . .	11,998.67
State aid revenues realized . . . . .	9,590.00
<b>Delinquent taxes including</b>	
liens—1950 collections . . . . .	12,115.44
Current taxes—1950 collections..	59,449.41
Emergency borrowings . . . . .	.....

<b>TOTAL RECEIPTS AND REVENUES REALIZED . . . . .</b>	<b>\$118,425.23</b>
-------------------------------------------------------	---------------------

**CAPITAL OUTLAY—1950**

Beaches and boardwalks . . . . .	.....
Buildings and equipment . . . . .	.....
Parks and playgrounds . . . . .	.....
Sewers . . . . .	.....
Streets, roads and bridges . . . . .	.....
Water supply . . . . .	.....
Other . . . . .	.....

<b>Tax rate . . . . .</b>	<b>\$5.84</b>
Local school tax rate . . . . .	3.59
County tax rate . . . . .	1.00
Local purpose tax rate . . . . .	1.25

**TAXES**

Local school tax . . . . .	\$42,287.48	
County taxes . . . . .	11,745.51	
Special district taxes . . . . .	.....	
<b>Local purpose levy . . . . .</b>	<b>.....</b>	<b>\$54,032.99</b>
		14,557.89
<b>Total tax levy (tax duplicate) . . . . .</b>	<b>.....</b>	<b>\$68,590.88</b>

<b>Per Capita Total Tax Levy . . . . .</b>	<b>\$49.42</b>
--------------------------------------------	----------------

<b>Current</b>	
1950 taxes levied (total) . . . . .	\$68,860.56
Collected in 1950 . . . . .	59,449.41
Per cent of levy collected in 1950 . . . . .	86.33
Transferred to liens . . . . .	110.96
Cancelled, abated or adjusted . . . . .	.....
Outstanding December 31, 1950 . . . . .	\$9,300.19

<b>All Prior Years Outstanding</b>	
Balance January 1, 1950 . . . . .	\$14,998.41
Collected in 1950 . . . . .	12,079.86
Balance December 31, 1950 . . . . .	\$2,579.25

<b>Tax Title Liens Outstanding</b>	
Balance January 1, 1950 . . . . .	\$861.01
Redeemed by cash . . . . .	35.58
Balance December 31, 1950 . . . . .	\$936.39

<b>Property Acquired by Deed or Foreclosure</b>	
Balance January 1, 1950 . . . . .	.....
Sale for cash . . . . .	.....
Balance December 31, 1950 . . . . .	.....

**CAPITAL DEBT, DECEMBER 31, 1950**

<b>Gross Debt</b>	
School debt . . . . .	\$41,536.00
Self-liquidating debt . . . . .	.....
Other capital debt . . . . .	.....
<b>TOTAL GROSS DEBT . . . . .</b>	<b>\$41,536.00</b>
<b>Per Capita Gross Debt . . . . .</b>	<b>\$29.93</b>

<b>Deductions for</b>	
School debt . . . . .	\$41,536.00
Self-liquidating debt . . . . .	.....
Other capital debt . . . . .	.....
<b>TOTAL DEDUCTIONS . . . . .</b>	<b>41,536.00</b>
<b>NET DEBT . . . . .</b>	<b>.....</b>

<b>Average Assessed Valuations</b>	
Real Property 1948-1949-1950 . . . . .	\$963,725.00
Per Cent of Net Debt . . . . .	.....

**CURRENT FINANCES DECEMBER 31, 1950**

Cash . . . . .	\$52,307.35
Taxes receivable . . . . .	11,879.44
Tax title liens . . . . .	936.39
Foreclosed property . . . . .	.....
Accounts receivable . . . . .	331.69
State road aid receivable . . . . .	1,328.24
Emergencies and deferred charges . . . . .	.....
<b>TOTAL ASSETS . . . . .</b>	<b>\$66,783.11</b>
Cash liabilities . . . . .	\$1,752.78
Reserves . . . . .	13,147.52
Surplus revenue . . . . .	51,882.81
<b>TOTAL LIABILITIES AND SURPLUS . . . . .</b>	<b>\$66,783.11</b>

## WRIGHTSTOWN BOROUGH—BURLINGTON COUNTY

Population Census, 1950—1,176  
1940—241

Land Area 0.97 sq. mi.

Net Valuation Taxable \$384,850

### EXPENDITURES AND REQUIRED PAYMENTS FOR 1950

<b>General Government</b>	
Administrative and executive .....	\$2,649.84
Assessment and collection of taxes .....	569.15
Finance Department .....	139.94
<b>Protection to Persons &amp; Property</b>	
Fire .....	1,410.00
Police .....	25.00
Other .....	.....
<b>Streets and Roads</b>	
Repairs and maintenance .....	2,517.22
Street lighting .....	1,636.68
<b>Sanitation</b>	
Street cleaning .....	.....
Garbage and ash removal .....	2,700.00
Sewers .....	4,348.21
<b>Health and Charities</b>	
Health service .....	.....
Poor (including relief) .....	.....
Hospitals (aid and maintenance) .....	.....
Other .....	.....
<b>Recreation</b>	
Beaches and boardwalks .....	.....
Parks and playgrounds .....	.....
Other .....	.....
<b>Educational</b>	
(Exclusive of school districts) ..	.....
<b>Unclassified Purposes</b>	
(Including contingent) .....	11.00
<b>SUB-TOTAL—Municipal functions..</b>	<b>\$16,007.04</b>

<b>Per Capita—Municipal functions .....</b>	<b>\$13.61</b>
Capital imp'ts and capital imp't fund .....	.....
<b>Debt Service</b>	
Principal payments ..	\$5,000.00
Interest payments ..	564.77
<b>Total .....</b>	<b>\$5,564.77</b>
<b>Per Capita Debt Service .....</b>	<b>\$4.73</b>
<b>Deferred Charges and Statutory Expenditures</b>	
Emergencies .....	.....
Other deferred chgs. ....	\$3,210.95
<b>Total .....</b>	<b>3,210.95</b>
<b>TOTAL—Municipal expenditures ...</b>	<b>\$24,782.76</b>

<b>Required Payments for Local School, County, and Special District Taxes .....</b>	<b>14,012.58</b>
<b>TOTAL EXPENDITURES AND REQUIRED PAYMENTS .....</b>	<b>\$38,795.34</b>
Reserve for uncollected taxes .....	\$2,495.47
<b>GRAND TOTAL—Budget .....</b>	<b>\$41,290.81</b>

<b>RECEIPTS AND REVENUES REALIZED IN 1950 TO MEET EXPENDITURES AND REQUIRED PAYMENTS</b>	
Surplus revenue appropriated ..	\$9,297.45
Miscellaneous revenues realized. ....	19,496.09
State aid revenues realized .....	1,674.00
Delinquent taxes including	.....
liens—1950 collections .....	2,028.67
Current taxes—1950 collections..	12,775.49
Emergency borrowings .....	.....
<b>TOTAL RECEIPTS AND REVENUES REALIZED .....</b>	<b>\$45,271.70</b>

### CAPITAL OUTLAY—1950

Beaches and boardwalks .....	.....
Buildings and equipment .....	.....
Parks and playgrounds .....	.....
Sewers .....	.....
Streets, roads and bridges .....	.....
Water supply .....	.....
Other .....	.....

<b>Tax rate .....</b>	<b>\$3.80</b>
Local school tax rate .....	1.69
County tax rate .....	1.96
Local purpose tax rate ....	0.15

### TAXES

Local school tax ...	\$6,486.13	
County taxes .....	7,526.45	
Special district taxes .....	.....	
<b>Local purpose levy .....</b>	<b>580.85</b>	<b>\$14,012.58</b>
<b>Total tax levy (tax duplicate) ..</b>	<b>\$14,593.43</b>	
<b>Per Capita Total Tax Levy .....</b>		
		<b>\$12.41</b>

<b>Current</b>	
1950 taxes levied (total) .....	\$14,620.52
Collected in 1950 .....	12,775.49
Per cent of levy collected in 1950 ...	87.37
Transferred to liens .....	.....
Cancelled, abated or adjusted .....	.....
Outstanding December 31, 1950 ..	\$1,845.03

<b>All Prior Years Outstanding</b>	
Balance January 1, 1950 .....	\$3,750.05
Collected in 1950 .....	2,028.67
Balance December 31, 1950 .....	\$1,129.55

<b>Tax Title Liens Outstanding</b>	
Balance January 1, 1950 .....	\$261.99
Redeemed by cash .....	.....
Balance December 31, 1950 .....	\$261.99

<b>Property Acquired by Deed or Foreclosure</b>	
Balance January 1, 1950 .....	.....
Sale for cash .....	.....
Balance December 31, 1950 .....	.....

### CAPITAL DEBT, DECEMBER 31, 1950

<b>Gross Debt</b>	
School debt .....	\$10,911.00
Self-liquidating debt .....	.....
Other capital debt ..	9,000.00
<b>TOTAL GROSS DEBT .....</b>	<b>\$19,911.00</b>
<b>Per Capita Gross Debt .....</b>	<b>\$16.93</b>

<b>Deductions for</b>	
School debt .....	\$10,911.00
Self-liquidating debt ..	.....
Other capital debt ..	.....
<b>TOTAL DEDUCTIONS .....</b>	<b>10,911.00</b>
<b>NET DEBT .....</b>	<b>\$9,000.00</b>

<b>Average Assessed Valuations</b>	
Real Property 1948-1949-1950..	\$316,682.00
<b>Per Cent of Net Debt .....</b>	<b>2.84</b>

### CURRENT FINANCES DECEMBER 31, 1950

Cash .....	\$5,197.86
Taxes receivable .....	2,974.58
Tax title liens .....	261.99
Foreclosed property .....	.....
Accounts receivable .....	7,314.47
State road aid receivable .....	.....
Emergencies and deferred charges ..	.....
<b>TOTAL ASSETS .....</b>	<b>\$15,748.90</b>

Cash liabilities .....	\$553.93
Reserves .....	10,551.04
Surplus revenue .....	4,643.93
<b>TOTAL LIABILITIES AND SURPLUS .....</b>	<b>\$15,748.90</b>

## WYCKOFF TOWNSHIP—BERGEN COUNTY

Population Census, 1950—5,358      Land Area 7.9 sq. mi.      Net Valuation Taxable \$4,232,857  
 1940—3,847

<b>EXPENDITURES AND REQUIRED PAYMENTS FOR 1950</b>	
<b>General Government</b>	
Administrative and executive .....	\$24,321.00
Assessment and collection of taxes .....	9,800.00
Finance Department .....	2,476.00
<b>Protection to Persons &amp; Property</b>	
Fire .....	14,460.20
Police .....	19,119.20
Other .....	.....
<b>Streets and Roads</b>	
Repairs and maintenance .....	18,218.00
Street lighting .....	6,075.00
<b>Sanitation</b>	
Street cleaning .....	.....
Garbage and ash removal .....	.....
Sewers .....	.....
<b>Health and Charities</b>	
Health service .....	4,945.00
Poor (including relief) .....	1,290.00
Hospitals (aid and maintenance) .....	.....
Other .....	.....
<b>Recreation</b>	
Beaches and boardwalks .....	.....
Parks and playgrounds .....	.....
Other .....	.....
<b>Educational</b>	
(Exclusive of school districts) ..	950.00
<b>Unclassified Purposes</b>	
(Including contingent) .....	600.00
<b>SUB-TOTAL—Municipal functions..</b>	<b>\$102,254.40</b>

<b>Per Capita—Municipal functions .....</b>	<b>\$19.08</b>
Capital imp'ts and capital imp't fund .....	.....
<b>Debt Service</b>	
Principal payments ..	.....
Interest payments ..	.....
Total .....	.....
<b>Per Capita Debt Service .....</b>	
<b>Deferred Charges and Statutory Expenditures</b>	
Emergencies .....	.....
Other deferred chgs. \$11,000.00	.....
Total .....	\$11,000.00

<b>TOTAL—Municipal expenditures ..</b>	<b>\$113,254.40</b>
<b>Required Payments for Local School, County, and Special District Taxes .....</b>	
	214,077.14

<b>TOTAL EXPENDITURES AND REQUIRED PAYMENTS .....</b>	<b>\$327,331.54</b>
Reserve for uncollected taxes .....	\$29,398.12
<b>GRAND TOTAL—Budget .....</b>	<b>\$356,729.66</b>

<b>RECEIPTS AND REVENUES REALIZED IN 1950 TO MEET EXPENDITURES AND REQUIRED PAYMENTS</b>	
Surplus revenue appropriated ..	\$15,000.00
Miscellaneous revenues realized ..	45,402.33
State aid revenues realized .....	4,865.61
<b>Delinquent taxes including</b>	
liens—1950 collections .....	9,625.02
Current taxes—1950 collections..	280,852.34
Emergency borrowings .....	.....
<b>TOTAL RECEIPTS AND REVENUES REALIZED .....</b>	<b>\$355,745.30</b>

<b>CAPITAL OUTLAY—1950</b>	
Beaches and boardwalks .....	.....
Buildings and equipment .....	\$1,281.85
Parks and playgrounds .....	.....
Sewers .....	.....
Streets, roads and bridges .....	.....
Water supply .....	.....
Other .....	.....

<b>Tax rate .....</b>	<b>\$6.92</b>
Local school tax rate .....	4.13
County tax rate .....	0.92
Local purpose tax rate .....	1.87

<b>TAXES</b>	
Local school tax ...	\$174,826.64
County taxes .....	39,250.50
Special district taxes .....	.....
Local purpose levy .....	79,154.52
<b>Total tax levy (tax duplicate) ..</b>	<b>\$293,231.66</b>

<b>Per Capita Total Tax Levy .....</b>	
	<b>\$54.73</b>
<b>Current</b>	
1950 taxes levied (total) .....	\$300,748.83
Collected in 1950 .....	280,852.34
Per cent of levy collected in 1950 ...	93.38
Transferred to liens .....	466.08
Cancelled, abated or adjusted ...	3,221.84
Outstanding December 31, 1950 ..	\$16,208.57

<b>All Prior Years Outstanding</b>	
Balance January 1, 1950 .....	\$12,143.48
Collected in 1950 .....	9,625.02
Balance December 31, 1950 .....	\$2,518.46

<b>Tax Title Liens Outstanding</b>	
Balance January 1, 1950 .....	\$3,808.31
Redeemed by cash .....	.....
Balance December 31, 1950 .....	\$3,479.38

<b>Property Acquired by Deed or Foreclosure</b>	
Balance January 1, 1950 .....	\$4,965.00
Sale for cash .....	335.00
Balance December 31, 1950 .....	\$5,585.00

<b>CAPITAL DEBT, DECEMBER 31, 1950</b>	
<b>Gross Debt</b>	
School debt .....	\$197,000.00
Self-liquidating debt. ....	.....
Other capital debt ..	18,000.00
<b>TOTAL GROSS DEBT .....</b>	<b>\$215,000.00</b>
<b>Per Capita Gross Debt .....</b>	<b>\$40.13</b>

<b>Deductions for</b>	
School debt .....	\$197,000.00
Self-liquidating debt. ....	.....
Other capital debt ..	.....
<b>TOTAL DEDUCTIONS .....</b>	<b>197,000.00</b>
<b>NET DEBT .....</b>	<b>\$18,000.00</b>

<b>Average Assessed Valuations</b>	
Real Property 1948-1949-1950..	\$3,742,585.00
Per Cent of Net Debt .....	0.48

<b>CURRENT FINANCES DECEMBER 31, 1950</b>	
Cash .....	\$142,818.17
Taxes receivable .....	18,727.03
Tax title liens .....	3,479.38
Foreclosed property .....	5,585.00
Accounts receivable .....	2,488.02
State road aid receivable .....	.....
Emergencies and deferred charges ..	4,750.00
<b>TOTAL ASSETS .....</b>	<b>\$177,847.60</b>
Cash liabilities .....	\$28,168.58
Reserves .....	30,279.43
Surplus revenue .....	119,399.59
<b>TOTAL LIABILITIES AND SURPLUS .....</b>	<b>\$177,847.60</b>

ACCUMULATED TOTALS FOR ALL MUNICIPALITIES—EXPENDITURES AND REQUIRED PAYMENTS—  
RECEIPTS AND REVENUES REALIZED

	1950	1949	1948	1947	1946
<b>EXPENDITURES AND REQUIRED PAYMENTS:</b>					
<b>General Government</b>					
Administrative and executive .....	\$19,096,643.94	\$19,039,604.31	\$17,785,750.31	\$16,665,827.70	\$15,742,359.92
Assessment and collection of taxes .....	6,881,602.85	6,994,945.32	6,797,594.97	6,444,489.42	5,987,867.04
Finance department .....	1,499,972.14	1,464,205.93	1,377,984.75	1,294,511.59	1,274,918.13
<b>Protection to Persons and Property</b>					
Fire .....	24,352,869.07	22,781,836.48	20,913,274.34	19,608,211.74	17,948,534.68
Police .....	36,977,029.90	33,961,302.38	31,735,832.60	29,702,802.54	26,781,062.43
Other .....	3,273,850.36	2,938,563.70	2,696,593.74	2,540,473.08	2,465,333.38
<b>Streets and Roads</b>					
Repairs and maintenance .....	19,442,095.77	18,853,969.82	18,758,913.95	15,011,944.20	12,169,564.16
New construction .....	6,101,031.17	.....	.....	87,509.91	79,289.14
Street lighting .....	.....	5,777,895.06	5,478,893.48	5,476,811.32	5,271,558.68
<b>Sanitation</b>					
Street cleaning .....	5,569,883.40	5,637,850.19	5,561,024.68	5,390,745.55	4,161,574.17
Garbage and ash removal .....	8,484,704.40	8,071,944.81	7,204,493.27	6,684,761.66	6,202,281.93
Sewers .....	5,908,043.83	5,782,243.67	5,494,823.17	4,996,838.96	4,761,313.13
<b>Health and Charities</b>					
Health service .....	5,386,983.97	5,205,450.23	4,674,425.56	4,908,989.37	4,228,230.82
Poor (including relief) .....	7,625,714.51	6,115,971.19	4,571,631.64	3,264,122.45	2,693,149.74
Hospitals (aid and maintenance) .....	11,717,540.54	11,270,956.99	10,275,314.49	8,461,596.27	6,738,912.94
Other .....	136,554.14	120,764.08	112,190.78	88,451.57	61,287.28
<b>Recreational</b>					
Beaches and boardwalks .....	712,895.56	745,446.01	700,174.04	706,166.65	638,198.88
Parks and playgrounds .....	4,371,176.01	4,301,080.63	3,926,587.26	3,586,968.42	3,023,427.64
Other .....	1,393,681.67	1,327,521.42	1,106,058.91	885,518.25	706,763.36
<b>Educational (Exclusive of School Districts)</b> .....	5,165,581.24	4,828,826.69	4,405,044.30	4,044,971.14	3,707,141.40
<b>Unclassified Purposes</b>					
(Including contingent) .....	6,468,393.37	6,331,394.03	8,739,093.58	7,756,154.34	8,448,156.01
<b>SUB-TOTAL—Municipal functions</b> .....	\$180,566,247.89	\$171,551,772.94	\$162,288,699.82	\$147,607,866.13	\$133,090,924.86

ACCUMULATED TOTALS FOR ALL MUNICIPALITIES—EXPENDITURES AND REQUIRED PAYMENTS—  
RECEIPTS AND REVENUES REALIZED—Continued

	1950	1949	1948	1947	1946
Capital improvements and capital imp't fund .....	\$8,700,020.18	\$9,688,572.11	\$9,871,416.26	\$1,157,535.67	.....
Debt Service .....	41,549,551.69	41,832,582.60	43,750,517.29	44,061,602.07	\$44,966,467.83
Principal payments .....	\$28,673,059.32	\$28,046,119.03	\$27,439,606.87	\$25,570,175.51	\$25,991,116.48
Interest payments .....	12,876,492.37	13,786,463.57	14,440,693.89	15,003,345.96	16,226,796.31
Capital improvement fund .....	.....	.....	1,870,216.53	3,488,080.60	2,748,555.04
Deferred Charges and Statutory Expenditures .....	\$14,659,531.62	\$20,409,417.17	\$17,832,864.97	\$21,476,153.07	\$4,765,877.04
Emergencies .....	\$3,518,180.46	\$7,350,543.24	\$6,506,959.62	\$5,804,523.37	\$3,579,179.40
Other deferred charges .....	11,141,351.16	13,058,873.93	11,325,905.35	15,671,629.70	1,186,547.64
Total municipal expenditures and required pay- ments .....	\$245,475,351.38	\$243,482,344.82	\$233,743,498.34	\$214,303,156.94	\$182,823,269.73
Required Payments for Local School, County and District Taxes .....	202,814,734.77	193,428,467.27	176,793,448.62	158,701,287.13	154,197,292.37
<b>TOTAL EXPENDITURES AND REQUIRED PAYMENTS .....</b>	<b>\$448,290,086.15</b>	<b>\$436,910,812.09</b>	<b>\$410,536,946.96</b>	<b>\$373,004,444.07</b>	<b>\$337,020,562.10</b>
Reserve for uncollected taxes .....	37,628,363.58	35,274,091.50	36,555,462.04	32,969,126.71	29,279,966.27
Grand Total—Budget .....	\$485,918,449.73	\$472,184,903.59	\$447,092,409.00	\$405,973,570.78	\$366,300,528.37
<b>RECEIPTS AND REVENUES REALIZED TO MEET EXPENDITURES AND REQUIRED PAYMENTS:</b>					
Surplus Revenue Appropriated .....	\$36,212,091.95	\$43,304,842.22	\$38,052,147.93	\$40,553,853.46	\$32,885,083.08
Miscellaneous Revenues Realized .....	71,755,746.71	63,504,011.21	69,044,964.16	61,404,980.22	62,815,150.53
State Aid Revenues Realized .....	5,572,044.28	6,527,044.28	.....	.....	.....
Delinquent Taxes Including Liens .....	20,575,973.09	17,916,878.43	18,328,129.38	16,926,057.53	26,402,383.22
Current Taxes .....	344,363,318.52	335,120,022.46	314,058,953.11	277,408,841.37	248,709,143.32
Emergency Borrowings .....	203,084.32	255,140.73	504,412.85	2,456,749.14	423,734.03
<b>TOTAL RECEIPTS AND REVENUES REALIZED .....</b>	<b>\$478,883,167.84</b>	<b>\$466,627,939.33</b>	<b>\$439,988,607.43</b>	<b>\$398,750,481.72</b>	<b>\$371,235,494.18</b>

Tabulation Showing the Total Tax Levy for All Purposes; the Amount Outstanding at the End of the Current Year, the Second Year, and the Third Year; and the Accumulated Amount of Tax Title Liens Outstanding at the End of Each Year, 1933 to 1950, inclusive (amounts rounded to nearest dollar).

Year	Total Taxes Levied for all Purposes	Amount of these Levies Outstanding			Total Accumulated Tax Title Liens* Dec. 31st Each Year
		Dec. 31st of the Current Year	Dec. 31st of the Second Year	Dec. 31st of the Third Year	
1933	\$228,914,420.	\$92,487,000.	\$41,061,000.	\$17,776,000.	\$30,862,000.
		40.40%	17.94%	7.77%	
1934	231,339,374.	85,148,000.	33,980,000.	14,657,000.	46,402,000.
		36.18%	14.69%	6.34%	
1935	233,229,558.	73,875,000.	29,335,000.	12,914,000.	59,846,000.
		31.68%	12.58%	5.54%	
1936	237,681,665.	62,789,000.	23,892,000.	10,941,000.	78,840,000.
		26.42%	10.05%	4.60%	
1937	242,987,934.	61,004,000.	21,035,000.	8,328,893.	83,085,000.
		25.11%	8.66%	3.42%	
1938	256,464,972.	56,034,000.	17,822,341.	8,138,603.	85,261,000.
		21.85%	6.95%	3.17%	
1939	258,703,251.	48,699,638.	14,225,253.	7,257,447.	79,852,074.
		18.82%	5.50%	2.79%	
1940	259,046,032.	40,906,462.	12,008,605.	5,911,839.	81,274,591.
		15.79%	4.63%	2.28%	
1941	262,383,803.	36,994,938.	8,946,502.	3,704,777.	83,656,142.
		14.07%	3.44%	1.41%	
1942	259,471,132.	25,963,441.	5,401,864.	3,545,132.	78,800,973.
		10.00%	2.08%	1.36%	
1943	250,421,882.	21,581,003.	5,923,480.	2,314,638.	74,583,303.
		8.62%	2.26%	0.92%	
1944	256,371,015.	16,533,069.	4,250,053.	2,095,422.	69,984,277.
		6.45%	1.66%	0.82%	
1945	258,162,229.	16,656,864.	3,713,844.	1,581,587.	59,241,456.
		6.45%	1.44%	0.61%	
1946	267,307,872.	15,285,428.	2,886,352.	1,752,554.	52,136,207.
		5.72%	1.08%	0.58%	
1947	300,668,060.	17,224,842.	4,049,114.	1,087,081.	45,781,967.
		5.72%	1.35%	0.36%	
1948	338,226,772.	18,624,086.	2,073,832.	1,829,777.	41,350,596.
		5.51%	0.61%	0.54%	
1949	360,538,909.	20,333,342.	3,530,402.	.....	34,684,507.
		5.64%	0.98%		
1950	369,840,487.	19,794,225.	.....	.....	32,485,545.
		5.35%			

NOTE: The Total outstanding taxes are taken from unaudited figures. In certain instances a small number of districts are not included in the total; the amount involved, however, is not sufficient to affect the statistical value.

\* Does not include Foreclosed Property.

Tabulation of Cash Collections, 1945-1950, Inclusive

Year	Total Tax Levy	Cash Collections	% Levy Canceled, Abated or Transferred to Liens	Outstanding December 31st
1945	\$258,162,000.	\$236,037,000.		\$16,656,000.
		91.43%	2.12%	6.45%
1946	267,307,000.	249,397,000.		15,285,000.
		93.30%	0.98%	5.72%
1947	300,668,000.	277,377,000.		17,225,000.
		92.25%	2.03%	5.72%
1948	338,226,772.	314,058,953.		18,624,086.
		92.85%	1.64%	5.51%
1949	360,538,909.	335,120,122.		20,333,342.
		92.94%	1.42%	5.64%
1950	369,840,487.	344,363,319.		19,794,225.
		93.11%	1.54%	5.35%

RECAPITULATION OF TOTALS OF ALL MUNICIPAL BUDGETS AS ORIGINALLY APPROVED  
BY THE MUNICIPALITIES, 1946-1951  
(Amounts rounded to nearest dollar)

	1951	1950	1949	1948	1947	1946
<b>Revenues</b>						
1. Surplus revenues .....	\$42,667,087	\$36,512,124	\$40,688,866	\$36,338,097	\$39,152,650	\$31,972,678
2. Miscellaneous revenues .....	67,940,665	60,825,814	57,022,790	54,338,435	47,402,823	47,173,645
3. Delinquent taxes and liens .....	16,704,185	15,406,333	14,946,625	13,999,289	13,977,289	14,421,536
4. Local purpose levy .....	174,711,714	167,571,005	167,483,357	159,064,568	142,925,268	117,623,483
5. Totals .....	\$302,023,651	\$280,315,276	\$280,141,638	\$264,340,389	\$243,458,030	\$211,191,342
<b>Expenditures</b>						
6. Municipal functions (Incl. contg.) .....	\$196,065,154	\$178,333,350	\$170,976,360	\$156,878,270	\$143,982,450	\$128,682,795
Salaries and wages .....	119,020,604	107,604,460	103,450,330	93,905,931	87,619,748	77,918,521
Other expenses .....	75,474,048	69,323,670	65,903,584	61,465,728	54,897,094	49,416,384
Municipal functions (Incl. both) ..	1,570,502	1,405,220	1,622,446	1,506,611	1,445,608	1,347,890
Capital improvements .....	7,955,754	8,286,406	10,258,677	8,156,054	825,195	.....
7. Debt service .....	41,364,499	41,537,869	42,118,933	44,766,672	44,248,038	45,090,370
Principal including						
Sinking fund .....	28,968,030	28,569,374	28,205,788	30,372,447	29,144,388	28,988,903
Interest .....	12,396,469	12,968,495	13,913,145	14,394,225	15,103,650	16,101,467
8. Deferred charges and statutory expenditures .....	17,479,658	14,424,991	20,194,546	16,857,340	20,232,703	4,729,362
Cash deficits .....	5,528	62,580	84,561	560,432	47,970	45,335
10. Reserve for uncollected taxes .....	39,148,058	37,663,080	36,430,270	36,797,802	33,277,644	29,422,949
11. Other reserves .....	5,000	7,000	78,291	323,819	864,030	3,220,531
12. Totals .....	\$302,023,651	\$280,315,276	\$280,141,638	\$264,340,389	\$243,458,030	\$211,191,342
Net increase (Item 10 less item 3) .....	\$22,443,873	\$22,256,747	\$21,483,645	\$22,798,513	\$19,300,355	\$15,001,413

# CAPITAL DEBT OF ALL MUNICIPALITIES AND COUNTIES OF NEW JERSEY, DECEMBER 31, 1950\*

County	Gross Debt		Net Debt		% of Net Debt		3-Year Average Assessed Valuations
	(1)	(2)	(1)	(2)	(1)	(2)	
	Municipal	County	Municipal	County	Mun.	Co.	
	Total		Total		Total		
Atlantic .....	\$27,137,674	\$2,408,000	\$29,545,674	\$2,341,790	\$26,648,890	19.09	\$127,349,202
Bergen .....	55,857,984	10,551,000	66,408,984	10,301,000	41,637,860	2.06	499,190,956
Burlington .....	4,907,028	892,700	5,799,728	892,700	2,710,429	3.05	59,499,477
Camden .....	43,993,828	9,420,300	53,414,128	9,419,000	35,627,147	3.86	243,475,560
Cape May .....	8,190,523	402,000	8,592,523	402,000	7,239,103	12.54	54,552,033
Cumberland .....	5,676,844	430,000	6,106,844	430,000	1,880,631	0.87	49,298,700
Essex .....	125,090,354	23,997,000	149,087,354	21,865,340	89,606,262	5.82	1,164,284,097
Gloucester .....	4,625,214	30,192	4,655,406	30,192	2,018,055	3.44	57,773,913
Hudson .....	96,300,249	18,694,173	114,994,422	14,408,448	74,329,197	1.68	897,376,814
Hunterdon .....	2,957,066	.....	2,957,066	.....	738,016	2.49	29,634,570
Mercer .....	23,204,739	3,136,485	26,341,224	3,126,485	16,100,326	1.37	227,911,190
Middlesex .....	30,809,611	4,269,367	35,078,978	4,124,293	24,384,602	9.49	213,406,437
Monmouth .....	24,412,350	5,914,783	30,327,133	5,911,127	22,703,944	3.22	183,141,974
Morris .....	15,072,184	1,040,000	16,112,184	1,040,000	6,387,475	4.04	132,355,897
Ocean .....	6,165,030	1,306,000	7,471,030	1,306,000	4,512,848	2.48	52,550,231
Passaic .....	53,762,228	5,547,000	59,309,228	5,547,000	22,648,710	4.52	378,439,689
Salem .....	3,255,875	.....	3,255,875	.....	1,161,820	3.35	34,678,995
Somerset .....	5,236,217	1,941,000	7,177,217	1,941,000	3,514,549	2.22	70,589,007
Sussex .....	1,679,556	192,648	1,872,204	48,000	844,858	0.15	30,216,806
Union .....	45,377,501	6,386,000	51,763,501	6,386,000	24,484,818	3.67	493,449,756
Warren .....	3,520,437	400,000	3,920,437	400,000	2,468,652	1.09	36,607,219
1950 .....	\$587,232,492	\$96,958,648	\$684,191,140	\$89,920,375	\$411,648,172	6.39	\$5,035,782,523
1949 .....	\$558,866,737	\$95,676,759	\$654,543,496	\$87,037,421	\$411,064,764	6.60	\$4,906,843,219
1948 .....	553,775,461	96,549,991	650,325,452	87,801,925	421,201,187	6.98	4,777,021,866
1947 .....	505,733,028	93,658,624	599,391,652	82,601,247	393,685,462	7.16	4,674,895,437
1946 .....	541,505,654	94,588,224	636,093,878	83,535,657	414,443,799	6.16	4,619,954,500
1945 .....	558,053,705	99,432,576	657,486,281	86,829,845	430,385,448	7.27	4,727,298,013

\* Source: Annual debt statements filed by chief financial officer of each municipality and county.

**TOTAL GROSS DEBT OF COUNTIES AND MUNICIPALITIES**

(Amounts rounded to nearest dollar)

	1950	1949	1948	1947	1946	1945
<b>Gross Capital Debt of:</b>						
Municipalities .....	\$587,232,492	\$556,820,737	\$555,826,309	\$540,078,579	\$541,506,656	\$568,053,705
Counties .....	96,958,648	95,676,759	96,549,991	93,658,624	94,588,223	99,432,576
<b>Total Gross Capital Debt .....</b>	<b>\$684,191,140</b>	<b>\$652,497,496</b>	<b>\$652,376,300</b>	<b>\$633,737,203</b>	<b>\$636,093,878</b>	<b>\$667,486,281</b>
<b>Current Debt of:</b>						
Municipalities .....	\$2,298,254	\$2,750,107	\$3,710,753	\$1,458,441	\$4,802,275	\$4,543,913
Counties .....	654	56,119	87,625	222,218	178,183	67,020
<b>Total Current Debt .....</b>	<b>\$2,298,908</b>	<b>\$2,806,226</b>	<b>\$3,798,378</b>	<b>\$1,680,659</b>	<b>\$4,980,458</b>	<b>\$4,610,933</b>
<b>Total Gross Debt .....</b>	<b>\$686,490,048</b>	<b>\$655,303,722</b>	<b>\$656,174,678</b>	<b>\$635,417,862</b>	<b>\$641,074,336</b>	<b>\$662,097,214</b>
<b>Total Valuation Taxable .....</b>	<b>\$5,883,887,782</b>	<b>\$5,747,676,872</b>	<b>\$5,588,840,128</b>	<b>\$5,451,441,829</b>	<b>\$5,241,577,831</b>	<b>\$5,439,631,846</b>
<b>Percent—Total Gross Debt .....</b>	<b>11.67</b>	<b>11.40</b>	<b>11.74</b>	<b>11.65</b>	<b>12.23</b>	<b>12.17</b>

**STATUTORY NET CAPITAL DEBT**

	1950	1949	1948	1947	1946	1945
<b>Municipal</b>						
School .....	\$171,459,712	\$149,522,109	\$135,433,289	\$114,844,188	\$119,284,026	\$121,476,272
Utility .....	100,506,307	84,317,463	82,887,370	83,697,367	84,076,634	83,952,587
General .....	315,266,473	322,981,165	337,505,650	341,637,024	338,144,994	352,624,846
<b>Total .....</b>	<b>\$587,232,492</b>	<b>\$556,820,737</b>	<b>\$555,826,309</b>	<b>\$540,078,579</b>	<b>\$541,605,654</b>	<b>\$558,053,704</b>
Statutory Deductions .....	265,504,695	233,350,810	223,118,565	212,394,118	210,597,512	214,498,102
<b>Net Capital Debt—Municipal .....</b>	<b>\$321,727,797</b>	<b>\$323,469,927</b>	<b>\$332,707,744</b>	<b>\$327,684,461</b>	<b>\$330,908,142</b>	<b>\$343,555,602</b>
<b>County</b>						
General .....	\$96,958,648	\$95,676,769	\$96,549,991	\$93,658,624	\$94,588,223	\$99,432,676
Statutory Deductions .....	7,038,273	8,639,338	8,748,066	11,057,377	11,052,565	12,602,730
<b>Net Capital Debt—County .....</b>	<b>\$89,920,375</b>	<b>\$87,037,421</b>	<b>\$87,801,925</b>	<b>\$82,601,247</b>	<b>\$83,535,667</b>	<b>\$86,829,845</b>
<b>Grand Total Net Capital Debt .....</b>	<b>\$411,648,172</b>	<b>\$410,507,348</b>	<b>\$420,509,669</b>	<b>\$410,285,708</b>	<b>\$414,443,799</b>	<b>\$430,385,447</b>
<b>Average of Three Years Assessed</b>						
Valuations .....	\$6,035,782,523	\$4,906,843,219	\$4,777,021,866	\$4,674,895,437	\$4,620,287,820	\$4,626,147,263
<b>Percent—Net Debt .....</b>	<b>8.17</b>	<b>8.37</b>	<b>8.80</b>	<b>8.77</b>	<b>8.97</b>	<b>9.31</b>

**TOTAL OF ALL CLASSES OF DEBT OF THE MUNICIPALITIES OF THE STATE OF NEW JERSEY AS OF DECEMBER 31, 1950**

	Gross Debt				Deductions	Net Debt
	School	Utility	Other Capital	Total		
Cities .....	\$63,208,515	\$72,204,855	\$201,506,460	\$336,919,830	\$143,502,522	\$193,417,308
Towns .....	22,218,892	9,113,518	25,450,566	56,782,976	29,142,546	27,640,430
Boroughs .....	39,226,829	13,258,111	42,391,327	94,876,267	47,663,651	47,212,616
Townships .....	46,805,476	5,929,823	45,918,120	98,653,419	45,195,976	53,457,443
<b>Totals .....</b>	<b>\$171,459,712</b>	<b>\$100,506,307</b>	<b>\$316,266,473</b>	<b>\$587,232,492</b>	<b>\$265,504,695</b>	<b>\$321,727,797</b>

STATEMENT OF MUNICIPALLY OPERATED UTILITIES FOR THE YEAR 1950

MUNICIPALITY	TYPE OF UTILITY	Total Expenditures and Required Payments for 1950	Operating Costs	DEBT SERVICE				Deferred Charges and Emergencies	Surplus to Municipal Operations	Total Receipts and Revenues Realized in 1950	Surplus	Rents	Receipts from Municipal Budget for Services Rendered Municipality	Miscellaneous	Deficit from 1950 Tax Levy
				Principal Payments	Interest Payments	Capital Improvement Fund	Capital Outlay								
Allendale Boro.	Water	\$21,700.00	\$12,500.00						\$8,000.00	\$23,190.63	\$1,900.00	\$14,627.31	\$5,000.00	\$1,663.32	
Allenhurst Boro.	Water and Sewer Joint	23,402.72	19,300.78			\$2,000.00	2,101.94			24,800.13	3,375.00	19,506.66	1,725.00	193.47	
Allentown Boro.	Water	12,860.00	7,775.00				3,075.00	\$2,010.00		13,393.85	5,385.00	6,508.85	1,500.00		
Alpha Boro.	Water	11,450.00	5,658.14	\$4,627.69	\$541.17		620.00			11,636.15	500.00	8,286.15	2,850.00		
Andover Boro.	Water	4,852.00	2,400.00	1,300.00	852.00		300.00			5,589.75	952.00	3,137.75	1,500.00		
Asbury Park City	Water	120,000.00	60,100.00				8,900.00		51,000.00	120,383.38	19,300.00	100,358.54		724.84	
	Beachfront	514,000.00	223,000.00				72,000.00	8,500.00	210,500.00	517,853.52	40,000.00	450,876.15		26,977.37	
Atlantic City—City	Water	533,037.61	267,287.61				150,000.00		115,750.00	607,917.33	330,000.00	657,988.72		19,928.61	
	Sewer	6,000.00	6,000.00							29,535.66	22,000.00	7,535.66			
Atlantic Highlands Boro.	Water	35,177.21	21,500.00	6,950.00	1,727.21	500.00		4,500.00		37,309.61	6,900.00	27,184.77	2,950.00	334.74	
Avalon Boro.	Water	17,691.50	11,500.00	2,000.00	1,091.50	2,500.00		600.00		22,411.59	3,600.00	15,507.55	2,720.00	581.04	
Avon-by-the-Sea Boro.	Water	43,283.20	17,778.20	5,000.00	2,005.00	8,500.00		10,000.00		43,927.87	16,983.20	24,694.18	1,175.00	1,075.40	
Barnegat Light Boro.	Water	0,196.60	2,251.60	1,000.00	945.00		5,000.00			9,196.60		4,355.83		1,286.36	\$3,551.41
Bayonne City	Water	980,199.10	750,082.43	161,000.00	64,116.67		5,000.00			808,651.80	10,000.00	828,692.46	25,000.00	4,950.34	
Beach Haven Boro.	Water	27,290.00	13,150.00	6,000.00	3,140.00	5,000.00				32,911.43	970.09	27,941.34	4,000.00		
	Sewer	11,802.00	7,602.00	3,500.00	670.00			30.00		12,482.09	3,502.00	8,980.09			
Beachwood Boro.	Water	10,778.57	4,000.00	3,000.00	605.00	1,957.23			1,216.34			9,876.50	600.00	694.01	
Belleville Town	Water	213,750.00	159,585.64	24,100.00	10,064.36	20,000.00				229,200.10	20,000.00	204,078.27		5,122.13	
Bellmawr Boro.	Water	29,924.74	8,487.24	5,000.00	3,237.50		12,500.00	700.00		25,388.00	5,437.50	18,951.46	1,000.00		
	Sewer	4,911.24	4,011.24							10,653.61	1,655.00	8,998.61			
Belmar Boro.	Water	96,625.00	43,000.00	1,000.00	625.00		28,000.00	24,000.00		98,339.56	15,125.00	79,162.96	2,000.00	2,051.60	
Berlin Boro.	Water	36,947.50	17,570.00	7,000.00	6,168.75	1,576.08	1,364.67	3,268.00		36,813.41	2,000.00	26,934.20	4,560.00	3,310.15	
Bloomfield Town	Water	369,351.87	229,000.00	80,000.00	34,351.87		26,000.00			398,072.79	39,351.87	293,593.21		65,122.71	
Bloomsbury Boro.	Water	7,600.00	2,253.75	1,500.00	1,046.25		2,800.00			10,097.06	3,000.00	6,097.06	2,000.00		
Bonnton Town	Water	75,260.00	53,381.50	10,000.00	4,378.50		2,500.00	5,000.00		93,490.89	20,000.00	62,868.78	6,940.00	3,641.11	
Bordentown City	Water	55,250.00	33,175.00	8,400.00	775.00	500.00	5,400.00		7,000.00	61,311.86	4,850.00	44,915.17	2,500.00	9,046.69	
Branchville Boro.	Water	7,650.00	4,900.00	2,500.00	150.00		100.00			8,304.59	540.00	6,154.59	1,610.00		
Bridgeton City	Water	00,640.98	62,302.25	20,000.00	3,957.75	2,500.00		1,750.98		97,620.99	1,785.41	85,323.26	9,240.00	1,281.32	
Brielle Boro.	Water	24,198.04	10,017.55	4,000.00	1,690.49	4,650.00		3,840.00		23,532.63	6,375.00	12,452.66	3,000.00	1,704.87	
Brooklawn Boro.	Water	15,000.74	8,300.00				6,700.74			23,186.11	12,700.00	10,480.11			
Burlington City	Water	112,800.00	65,755.79	1,000.00	91.68		20,163.00	19,789.53		118,613.59	34,789.53	75,021.23	5,614.44	3,088.30	
	Sewer	53,500.00	30,125.84	15,000.00	6,000.00					59,331.45	8,500.00	50,834.45			
Butler Boro.	Water	71,690.20	36,800.00		1,001.00		10,000.00	11,100.20	12,699.00	76,993.37	8,000.00	47,571.59	21,421.78		
	Electric	312,258.03	235,400.18		700.00		13,000.00	68,317.85	24,840.00	301,023.21	60,931.57	229,402.63	10,489.01	200.00	
Caldwell Boro.	Water	76,485.58	66,547.48	1,000.00	506.25		8,431.85			78,828.86	5,000.00	71,739.86		1,589.00	
Camden City	Water	787,647.92	448,062.72	42,000.00	22,361.67			3,223.53	272,000.00	871,838.08	17,223.53	828,078.73		20,557.82	
	Sewer	223,359.95	94,203.70		5,156.25	124,000.00				307,244.46		307,244.46			
Cape May City	Water	62,817.77	40,993.55	8,500.00	1,524.00		8,000.22		3,800.00	60,358.20	8,000.00	50,341.71		2,016.49	
Cedar Grove Twp.	Water	70,000.00	47,100.00	6,000.00	3,400.00			13,500.00		69,433.13	15,500.00	29,912.46	11,150.00	12,870.97	
Chatham Boro.	Water	57,400.00	51,725.00				5,675.00			58,085.51	6,000.00	46,985.51	4,500.00		
Clayton Boro.	Water	17,318.90	7,000.00	3,600.00	2,385.00		4,000.00	328.90		18,071.00	2,313.90	13,757.10	2,000.00		
Clementon Boro.	Water	03,634.76	23,231.76	5,000.00	3,304.16		31,000.00	1,098.84		59,210.04	12,203.00	37,364.55	1,430.00	8,221.49	
Clifton City	Water	159,630.08	92,709.66	34,000.00	13,960.42	3,750.00		15,210.00		186,266.69	23,000.00	139,052.89	10,769.54	4,444.26	
Clinton Town	Water	35,053.01	18,505.69	7,000.00	4,810.84			4,737.03		35,631.58	4,737.08	24,478.62	4,805.48	1,610.40	
Collingswood Boro.	Water	178,700.21	88,060.00	30,000.00	22,730.21	2,000.00		4,500.00	31,500.00	194,031.18	15,500.00	157,377.78	11,976.61	10,076.76	
	Sewer	87,614.58	59,000.00	19,000.00	7,114.58			2,500.00		82,691.16	2,500.00	67,006.65		5,684.51	7,500.00
Delaware Twp. (Camden)	Sewer	12,557.50	11,100.00		1,457.50					22,221.00		22,221.00			
Denville Twp.	Water	63,300.00	35,500.00				24,800.00	3,000.00		71,378.35	9,300.00	53,478.35	8,600.00		
Dover Town	Water	82,231.06	72,302.56	1,000.00	690.00		8,238.50			98,812.47		92,024.52		0,787.95	
East Brunswick Twp.	Water	44,971.66	30,079.20	3,500.00	1,546.67		5,000.00	4,845.79		45,332.57	4,771.66	29,343.91	4,600.00	6,617.00	
East Greenwich Twp.	Water	9,776.61	5,276.61						4,500.00	12,605.85		8,633.99	3,580.14	391.72	
East Newark Boro.	Water	7,150.62	7,150.62							7,689.72		7,689.72			
East Orange City	Water	517,545.70	421,113.41	13,000.00	9,057.91		21,631.05	82,543.33		597,100.43	82,543.33	474,681.16		39,971.94	
East Paterson Boro.	Water	88,977.86	64,000.00	6,000.00	2,237.50			16,740.36		108,715.03	13,977.86	77,075.03	4,118.00	13,544.14	
Egg Harbor City	Water	24,139.58	11,000.00	5,000.00	3,139.58		5,000.00			27,239.55		22,092.45	4,140.00	088.10	
	Sewer	10,710.00	7,500.00					210.00	3,000.00	10,269.52		15,404.04		805.48	
Elizabeth City	Water	902,584.68	537,896.05	135,000.00	166,065.00	25,000.00	38,623.63			1,152,980.71	281,065.00	847,760.70		24,155.01	
Englewood City	Sewer	150,010.31	55,098.31	25,000.00	12,315.00	17,597.00			40,000.00	174,050.10	2,000.00	107,593.22		4,401.97	
Essex Fells Boro.	Water	136,723.60	88,169.95	20,850.00	7,703.65		20,000.00			149,576.48	136,985.22			12,591.26	

STATEMENT OF MUNICIPALLY OPERATED UTILITIES FOR THE YEAR 1950—Continued

MUNICIPALITY	TYPE OF UTILITY	Total Expenditures and Required Payments for 1950	Operating Costs	DEBT SERVICE				Deferred Charges and Emergencies	Surplus to Municipal Operations	Total Receipts and Revenues Realized in 1950	Surplus	Rents	Receipts from Municipal Budget for Services Rendered Municipality	Miscellaneous	Deficit from 1950 Tax Levy
				Principal Payments	Interest Payments	Capital Improvement Fund	Capital Outlay								
Fair Lawn Boro.	Water	\$184,061.63	\$88,022.70	\$18,000.00	\$4,222.81	\$1,100.00	\$41,116.32	\$14,500.00	\$20,000.00	\$214,836.43	\$14,500.00	\$150,630.20	\$33,500.00	\$16,200.23	
Farmingdale Boro.	Water	0,029.60	8,092.10	500.00	437.50					12,570.01	8,400.00	8,176.01			
Fieldsboro Boro.	Water	3,000.00	2,000.00				1,000.00			3,480.52	1,500.00	3,036.52			
Florence Twp.	Water	61,657.67	32,180.00	12,000.00	7,457.67		7,020.00			61,399.67	2,933.87	37,865.20	12,875.00		\$7,705.60
	Sewer	26,102.75	21,704.75					2,184.00	3,000.00	29,130.38	3,067.72	28,062.66			
Florham Park Boro.	Water	26,050.00	12,438.33	500.00	11.67					25,307.73	3,600.00	14,687.73	8,850.00	170.00	
Franklin Boro.	Light	3,226.79	1,117.06					2,109.73		7,536.60	2,109.73	5,426.87			
Freehold Boro.	Water and Sewer Joint	83,281.95	57,024.97	19,000.00	3,118.68	1,000.00		3,138.30		86,377.12	14,860.30	63,016.82	3,000.00	500.00	
Garfield City	Water	328,256.30	171,350.38	15,000.00	8,934.17	5,000.00	15,000.00	112,971.75		319,289.24	30,321.54	175,682.10	12,000.00	4,501.22	98,784.38
Glassboro Boro.	Water	37,024.16	19,000.00	7,000.00	3,350.00		8,572.21	1.95		45,269.13	5,924.16	36,074.97	3,270.00		
Glen Ridge Boro.	Water	45,203.84	31,838.35	7,000.00	5,557.60		867.99			54,554.07		47,001.87		7,553.30	
Gloucester City—City	Water	78,000.00	73,000.00				5,000.00			78,009.63		66,115.24	11,040.00	854.41	
Greenwich Twp. (Glo. Co.)	Water	45,525.15	12,753.16	3,000.00	2,775.00	5,000.00	19,308.80	2,690.19		42,771.99	5,282.25	11,966.16	8,500.00		17,021.58
Hackettstown Town	Water	42,714.92	15,937.98	3,000.00	1,850.00	1,000.00	1,854.47	19,072.47		38,517.41	7,741.48	23,305.85		1,035.78	4,431.30
Haddon Twp.	Water	67,942.50	41,000.00	6,000.00	4,942.50	7,000.00	7,000.00			73,377.62	7,400.00	51,498.97	7,490.60	6,090.05	
	Sewer	120,340.00	37,000.00	79,000.00	3,840.00		500.00			117,987.63	13,717.41	64,524.09		2,448.01	37,297.52
Haddonfield Boro.	Sewer	32,284.43	28,764.43					3,500.00		34,220.38		34,220.38			
	Water	44,628.79	44,628.79							65,126.42		65,126.42			
Haledon Boro.	Water	87,000.00	65,079.66					5,920.34	16,000.00	92,582.54		72,044.70	7,723.75	12,614.09	
Hamburg Boro.	Water	13,719.88	5,541.09	3,000.00	3,060.00	500.00	1,500.00	116.79		14,682.50	895.23	11,737.07	2,050.00		
Hamilton Twp. (Atlantic Co.)	Water	10,087.13	7,459.63	1,000.00	587.50		1,000.00			13,106.04	1,600.00	10,500.04	1,000.00		
Hammonton Town	Water	45,568.61	32,637.61	3,000.00	1,192.50	5,665.00	1,953.30			53,400.06	8,453.86	48,718.05		2,319.05	
	Sewer	18,656.78	13,126.58	4,330.20	1,200.00					23,483.83		22,611.00		641.87	
Harrison Town	Water	176,692.36	171,692.36				1,630.00		5,000.00	200,175.89		195,022.58	5,000.00	153.31	
Harvey Cedars Boro.	Water	10,000.00	8,370.00							10,751.56	2,500.00	8,251.56			
Hawthorne Boro.	Water	129,276.03	83,621.85	6,000.00	1,848.88			13,500.00	24,307.50	146,086.23	13,500.00	111,340.70	7,000.00	14,245.53	
High Bridge Boro.	Water	23,500.00	5,900.00				17,600.00			23,653.89	16,200.00	7,453.89			
Highland Park Boro.	Water	80,584.91	58,217.62	10,500.00	5,293.29		6,574.07			80,584.91	5,000.00	73,222.23	6,000.00	2,341.84	
Highlands Boro.	Water	36,138.94	22,027.08	5,000.00	3,673.58		2,443.10	3,005.18		37,317.88	6,000.00	30,042.88	1,275.00		
	Sewer	6,100.00	8,100.00							4,857.52		4,857.52			
Hightstown Boro.	Water	33,784.92	29,934.13	2,000.00	1,350.79	500.00				34,254.79	30,131.29	3,105.00		1,018.50	
	Sewer	27,055.50	18,500.00	7,692.80	282.70	1,000.00		500.00		20,579.45	500.00	22,453.48		243.50	3,382.47
Hoboken City	Water	425,112.50	400,000.00	5,000.00	112.50			20,000.00		362,030.46		382,030.46			
Ho-Ho-Kus Boro.	Water	26,037.85	19,899.28		38.57	6,100.00				24,160.40	4,588.57	19,571.83			
Hopewell Boro.	Water	15,836.35	10,138.35			2,500.00	3,200.00			17,056.48	3,338.35	12,720.13	1,000.00		
Island Heights Boro.	Water	10,673.40	6,448.46	2,000.00	818.54				408.48	12,058.50		10,758.59	1,300.00		
Jersey City—City	Water	2,262,180.78	1,275,000.00	349,000.00	538,180.78		100,000.00			2,617,690.59		2,487,416.70	75,000.00	75,273.80	
Keansburg Boro.	Water	65,871.71	43,000.00	10,000.00	7,465.00		25,000.00	408.71		91,290.58	25,000.00	64,034.85		2,201.93	
	Sewer	50,583.00	23,000.00	14,000.00	11,583.00		2,000.00			49,674.50		17,936.32		1,653.24	30,083.00
Kearny Town	Water	623,454.97	202,807.38	208,000.00	146,647.59		62,600.00	3,400.00		581,714.05		508,987.28		72,747.67	
Keyport Boro.	Water	57,092.13	42,000.00	8,000.00	5,092.13	500.00		1,500.00		56,105.95	5,092.13	47,419.04		3,591.78	
Lakehurst Boro.	Water	11,584.58	2,081.21	2,500.00	1,655.00		4,218.89	1,131.48		11,579.13		5,003.00	1,000.00		5,570.13
	Sewer	537.00	337.60						200.00	762.50		762.50			
Lavallette Boro.	Water	49,500.00	17,000.00	20,000.00	3,500.00		0,000.00			50,807.81	18,500.00	37,907.81	2,400.00		
	Electric	62,000.00	39,240.00				14,860.00	7,900.00		66,319.02		63,319.92	3,000.00		
Livingston Twp.	Water	79,164.27	63,532.71	6,000.00	4,860.00		5,071.56			130,166.43	51,000.00	60,080.94	15,000.00	4,085.40	
Lodi Boro.	Water	104,200.00	62,250.00	13,000.00	7,206.32		8,000.00	8,200.00	7,543.68	112,088.55	8,200.00	91,458.48	10,000.00	4,430.07	
Long Beach Twp.	Water	2,000.00	1,500.00			500.00				2,313.50	115.00	2,098.50		100.00	
Long Branch City	Sewer	56,415.19	28,371.00	19,000.00	9,044.19					56,415.10	43.33	26,826.84		35.88	29,599.14
Lower Penns Neck Twp.	Water	99,280.62	17,949.88	75,000.00	3,330.74	3,000.00				99,280.62		23,080.80	4,000.00		72,200.02
Lyndhurst Twp.	Water	90,430.50	67,730.02				2,693.88		20,000.00	107,635.97	10,000.00	88,157.41	7,500.00	3,078.56	
Madison Boro.	Water	81,358.85	34,800.00		370.00		27,700.00	5,488.85		01,064.66	5,488.85	85,486.24		20,689.57	
	Electric	268,883.80	182,975.00		82.50		21,525.00	7,320.80		350,080.00		342,760.10			
Mahwah Twp.	Water	7,215.47	5,611.30		1,604.17					0,772.02		5,760.42	1,012.50		
Manasquan Boro.	Water	37,074.84	20,771.50	1,757.50	905.17	5,000.00		8,640.67		41,039.09	9,600.00	33,520.91		1,818.18	
	Sewer	14,801.89	9,254.49	3,572.40	1,975.00					15,852.87		15,776.24		70.63	
Manville Boro.	Water	43,400.00	21,200.00	11,000.00	8,510.66			1,577.77		47,509.51		39,654.04	5,000.00	2,640.49	
Maple Shade Twp.	Water	53,115.00	23,215.00				4,600.00	8,800.00	18,500.00	55,610.71	8,000.00	38,753.70	7,200.00	3,057.04	
	Sewer	14,000.00	8,400.00						5,600.00	16,151.69	2,000.00	12,435.75		1,715.94	
Matawan Boro.	Water	37,033.10	21,578.23	4,000.00	604.87	3,000.00	5,250.00			42,031.70	5,000.00	35,823.10		1,208.60	
	Sewer	2,800.00	2,800.00						3,500.00	3,254.74		3,254.74			
Matawan Twp.	Water	21,510.59	15,517.36	3,000.00	1,293.23			1,700.00		21,480.76	2,646.28	14,362.68		4,477.80	

STATEMENT OF MUNICIPALLY OPERATED UTILITIES FOR THE YEAR 1950—Continued

MUNICIPALITY	TYPE OF UTILITY	Total Expenditures and Required Payments for 1950	Operating Costs	DEBT SERVICE				Deferred Charges and Emergencies	Surplus to Municipal Operations	Total Receipts and Revenues Realized in 1950	Surplus	Rents	Receipts from Municipal Budget for Services Rendered Municipality	Miscellaneous	Deficit from 1950 Tax Levy
				Principal Payments	Interest Payments	Capital Improvement Fund	Capital Outlay								
Mendham Boro.	Water	\$15,875.00	\$9,700.00				\$1,500.00		\$1,875.00	\$18,310.52	\$3,400.00	\$11,866.85	\$1,675.00	\$1,377.67	
Milford Boro.	Water	10,261.49	8,361.49	550.00	300.00	500.00	2,100.00			10,098.19		1,000.00	1,887.50		
Milltown Boro.	Water	26,662.06	12,979.92	2,000.00	458.33		5,561.75	\$1,682.96		31,104.19	8,281.29	22,550.00		662.00	
	Electric	121,083.16	96,520.92				6,044.44	8,467.80	10,000.00	162,050.90		160,890.77		1,200.13	
Millville City—City	Water	70,061.30	63,100.00	1,000.00	1,896.73	1,000.00	5,500.00	3,564.57		66,194.84	2,500.00	24,722.77	3,000.00		\$35,972.07
	Airport	46,900.00	41,400.00			500.00	5,000.00			38,909.40	11,900.00	27,009.49			
Monroe Twp. (Gloucester Co.)	Water	15,500.00	12,572.45				1,000.00		927.55	15,919.11	1,000.00	13,949.11	1,000.00		
Montclair Town	Water	399,229.35	182,677.77	139,000.00	75,204.05		2,347.53			136,076.69	25,229.35	360,007.00	40,000.00	4,240.34	
Montvale Boro.	Water	8,228.01	8,228.01							9,810.74	1,300.00	8,510.74			
Moorestown Twp.	Water	69,075.29	43,377.88	10,000.00	2,990.00	12,000.00	707.41			77,078.41	7,000.00	61,019.83	7,420.00	1,638.58	
	Sewer	29,900.07	11,762.57	5,000.00	2,137.50	11,000.00				37,037.88	8,000.00	31,300.01		337.84	
Morristown Town	Airport	32,869.37	28,632.34	5,000.00	488.96			738.07		27,918.82	953.89	28,964.93			
	Water	298,046.01	151,166.00	82,000.00	58,292.01	2,000.00		4,588.00		325,868.01	3,100.00	261,594.11	38,677.13	22,496.77	
Mountain Lakes Boro.	Water	43,056.04	10,500.00	17,000.00	2,456.04		2,500.00	10,800.00		44,348.64	11,156.04	26,182.50	5,600.00	1,410.10	
Mount Ephraim Boro.	Water	29,240.44	25,000.00					4,240.44		41,702.67	9,540.44	25,318.75	3,700.00	3,145.48	
National Park Boro.	Water	20,625.22	6,836.59			3,500.00			10,288.63	20,373.76	3,823.83	12,085.13	4,465.00		
Neptune Twp.	Sewer	40,130.75	12,779.44	17,000.00	1,912.50	6,000.00		2,447.81		47,539.28	4,590.31	42,630.89		318.08	
Neptune City Boro.	Sewer	4,784.31	4,784.31							10,300.57		10,306.57			
Netcong Boro.	Water	18,199.34	7,447.00	2,000.00	445.41	6,000.00	2,200.00	100.93		22,088.20	8,899.34	15,288.86	800.00		
Newark City	Water	3,882,646.92	2,149,303.70	1,172,000.00	481,598.75	14,744.38	65,000.00			3,778,090.74	400,000.00	3,208,911.67		160,185.17	
New Brunswick City	Water	427,142.50	289,932.00	62,000.00	41,610.50		33,600.00			487,861.83	35,000.00	372,927.95	10,000.00	69,933.58	
Newfield Boro.	Water	5,082.70	2,567.70	1,500.00	1,015.00					6,311.50		5,338.50	975.00		
Newton Town	Water and Sewer Joint	62,297.50	32,000.00	2,000.00	1,297.50	5,000.00	10,000.00			68,168.91	4,797.50	59,590.65		3,771.79	
North Arlington Boro.	Water	72,000.00	55,000.00							67,698.93		57,386.41	7,000.00	3,312.54	
North Brunswick Twp.	Water	72,100.00	28,000.00	5,000.00	2,100.00	37,000.00				38,661.10		29,541.03	3,600.00	2,436.06	3,083.90
North Caldwell Boro.	Water	11,000.00	11,000.00							12,878.28	650.00	7,798.17	2,220.00	2,182.11	
Nutley Town	Water	162,250.00	130,551.43	14,660.63	8,337.94		8,700.00			103,144.99		147,094.48		16,050.53	
Oakland Boro.	Water	41,248.88	19,500.00	3,000.00	4,117.50	3,500.00	3,500.00	7,631.38		41,248.88	343.75	18,008.31	10,000.00	4,899.34	7,997.48
Ocean Gnte Boro.	Water	13,360.00	6,880.00	3,000.00	920.00				2,560.00	11,697.50		13,527.50		570.00	
Ogdensburg Boro.	Water	5,000.00	5,400.00				500.00			0,181.71		4,172.76	1,491.35	517.60	
Orange City	Water	328,274.25	231,173.00	13,000.00	2,601.25	7,500.00		74,000.00		312,017.57	74,000.00	231,282.19		8,735.38	
Park Ridge Boro.	Water	35,870.05	10,000.00	8,000.00	5,370.05		3,500.00			37,065.63	2,870.05	29,823.79	3,805.00	560.79	
	Electric	106,212.13	77,666.31				12,700.00	15,645.82		115,333.60	15,645.82	94,809.43	4,750.00	128.35	
Parsippany-Troy Hills Twp.	Water	70,734.02	67,078.00	5,000.00	3,158.02		1,000.00	500.00		83,481.91		68,510.38		11,953.63	
Paterson City	S. U. M.*	305,000.00	295,000.00						10,000.00	356,152.13	10,000.00			340,452.43	
Paulsboro Boro.	Water	30,844.51	37,000.00	2,000.00	300.00			44.51	500.00	41,620.02	327.12	42,698.90	1,600.00		
	Sewer	33,800.23	20,600.23	5,300.00	1,587.35			6,312.65		32,905.10		24,512.52		1,001.09	7,330.59
	Gas	58,700.00	50,000.00	1,500.00	300.00	3,600.00		3,300.00		55,586.84	800.00	42,786.84			12,000.00
Peapack-Gladstone Boro.	Water	28,000.00	8,500.00			14,000.00	2,500.00	3,000.00		26,331.68	10,000.00	15,231.68	1,100.00		
Pemberton Boro.	Water and Sewer Joint	11,676.77	8,000.00	500.00	234.17	1,000.00	2,467.81		1,474.79	10,271.35	275.00	9,471.35	525.00		
	Electric	33,672.58	26,385.08		87.50	4,000.00			3,200.00	38,517.82		35,317.82	3,200.00		
Pemberton Twp.	Water	11,409.62	6,607.35	2,500.00	1,252.27	1,050.00				11,855.31		11,680.08		175.23	
Pennington Boro.	Water	17,041.06	7,500.00	5,000.00	2,074.25		2,466.81			18,293.04	1,141.08	14,009.98	2,000.00	1,442.00	
Pequannock Twp.	Water	59,899.77	26,470.80	6,000.00	1,834.38		20,000.00	5,584.59		62,317.13	4,042.11	18,665.23	6,480.00	15,201.81	19,325.18
Perth Amboy City	Water	531,743.10	288,279.77	89,000.00	37,083.15		11,460.18	120.00	135,800.00	534,374.38		505,779.38	28,095.00		
Pitman Boro.	Water	36,200.00	16,591.04	8,500.00	4,103.98		2,000.00	5,000.00		39,267.39	4,000.00	32,623.01		2,044.38	
	Sewer	16,800.00	12,543.75	1,500.00	256.25		1,000.00	1,500.00		18,057.40	2,000.00	10,731.89		5,325.60	
Pleasantville City	Sewer	23,526.29	20,450.00	1,000.00	833.75		500.00	742.54		30,817.73		39,847.73			
Point Pleasant Boro.	Water	49,047.33	21,000.00	13,000.00	6,347.33	1,000.00		7,700.00		48,074.20	8,263.15	30,287.77	4,000.00	3,078.38	5,344.09
Point Pleasant Beach Boro.	Water	44,145.83	28,000.00	11,000.00	5,145.83					49,220.60		40,306.27	5,000.00	3,831.33	
	Sewer	33,198.33	17,000.00	11,000.00	5,198.33					33,198.33		23,273.05		0,925.28	
Pompton Lakes Boro.	Water	60,300.00	30,350.00			29,050.00				60,340.08	8,200.00	33,383.92	8,380.00	10,377.06	
Rahway City	Water	313,826.99	165,739.21	25,000.00	8,859.17		74,228.52	40,000.00		309,804.89	40,000.00	254,808.68		14,998.21	
Ramsey Boro.	Water	46,764.07	22,010.00			23,500.00		1,254.07		46,442.01	6,692.00	20,335.20	7,500.00	5,915.41	
Raritan Twp. (Middlesex Co.)	Water	167,709.92	131,123.50	7,000.00	2,178.42	2,500.00	25,000.00			170,849.50	24,500.00	121,034.70	7,800.00	23,514.80	
Red Bank Boro.	Water and Sewer Joint	128,160.38	106,960.38	13,300.00	1,309.50	1,000.00	5,530.50			141,668.18		139,312.68	140.00	2,115.50	
Ridgewood Twp.	Water	324,717.55	160,217.55	3,500.00	24,197.08		54,965.33	50,337.50		352,174.88	50,000.00	271,418.88	28,745.65	1,980.35	

\* Plant Management Commission.

STATEMENT OF MUNICIPALLY OPERATED UTILITIES FOR THE YEAR 1950—Continued

MUNICIPALITY	TYPE OF UTILITY	Total Expenditures and Required Payments for 1950	Operating Costs	DEBT SERVICE				Deferred Charges and Emergencies	Surplus to Municipal Operations	Total Receipts and Revenues Realized in 1950	Surplus	Rents	Receipts from Municipal Budget for Services Rendered Municipality	Miscellaneous	Deficit from 1950 Tax Levy
				Principal Payments	Interest Payments	Capital Improvement Fund	Capital Outlay								
Riverdale Boro.	Water	\$12,200.25	\$7,000.25				\$5,000.00	\$200.00	\$11,812.13	\$2.81	\$8,402.88	\$425.00	\$609.85	\$2,372.19	
Rockaway Boro.	Water	25,900.00	14,546.50	\$3,000.00	\$1,681.67		5,825.00		27,837.92		5,000.00	1,003.43			
Rocky Hill Boro.	Water	5,035.00	3,300.00	1,000.00	735.00				4,003.88	235.00	3,533.88	1,200.00			
Roosevelt Boro.	Water	6,800.00	5,800.00			\$1,000.00			7,276.66		7,276.66				
	Sewer	6,000.00	5,000.00			1,000.00			6,136.90		6,136.90				
Roseland Boro.	Water	16,509.69	15,160.00	1,000.00	439.69				17,367.22	2,400.00	10,937.22	2,700.00	1,270.00		
Saddle River Twp.	Water	65,073.70	33,000.00	10,000.00	6,373.70	700.00		15,000.00	69,058.70	19,773.70	39,927.27	6,000.00	4,257.82		
Salem City	Water and Sewer Joint	59,239.35	39,122.84	10,500.00	1,647.31	2,000.00	5,969.20		104,264.54		104,264.54				
Sayreville Boro.	Water	112,460.10	60,042.50	16,500.00	7,517.60		27,500.00		124,457.33	23,000.00	78,893.72	11,437.50	11,120.11		
Sea Girt Boro.	Water	21,900.00	13,848.40	4,000.00	2,276.88	1,774.72			24,070.76	1,000.00	17,061.70	5,400.00	1,500.00		
Sea Isle City—City	Water	30,826.35	22,470.09	2,000.00	357.50		11,998.76		37,362.24	12,000.00	22,483.33	1,500.00	1,378.91		
	Sewer	12,225.00	12,225.00						11,331.45		13,674.99		659.46		
Seaside Heights Boro.	Water	26,950.00	19,308.16	3,500.00	1,141.84				29,211.17	3,000.00	28,572.41	500.00	141.70		
	Electric	112,115.58	60,326.58	2,000.00	639.00			9,100.00	112,706.05	9,100.00	100,666.05	3,000.00			
Seaside Park Boro.	Water	40,800.00	18,764.59	3,000.00	2,035.41	15,000.00	2,000.00		42,174.50	15,000.00	25,634.50	1,500.00	40.00		
	Sewer	42,489.33	16,500.00	13,000.00	10,489.33		2,500.00		42,489.33		18,367.00		1,759.00		
Ship Bottom-Beach Arlington Boro.	Water	18,430.43	10,494.13	2,000.00	2,667.50		1,270.71	1,998.09	20,086.24	10,460.59	15,599.10	2,205.00	821.55	22,363.33	
Somerdale Boro.	Sewer	12,171.00	5,000.00	5,000.00	2,112.50			58.50	11,914.88		5,691.00			0,233.08	
South Amboy City	Water	77,729.77	66,497.44	8,000.00	3,223.33				69,207.64		63,246.35		5,961.29		
South Belmar Boro.	Water	20,250.06	12,000.00	3,000.00	250.00			5,000.00	23,252.02	4,850.00	17,899.75		1,174.27		
South Orange Village	Water	184,118.91	96,276.05	35,500.00	15,078.92	36,938.32		320.62	208,599.76	24,824.69	160,403.97	20,000.00	3,371.10		
South River Boro.	Water	58,462.26	38,242.05				9,503.36	8,716.79	68,606.32	7,880.95	59,273.37	1,452.00			
	Electric	321,273.53	149,544.48	5,000.00	289.92		21,076.80	7,362.33	352,242.10	7,457.12	333,215.94	11,569.04			
	Sewer	39,200.00	39,200.00						39,200.00	1,200.00		38,000.00			
Spotswood Boro.	Water	19,792.43	12,402.62	4,500.00	1,422.38			1,467.45	17,595.26	1,467.45	10,902.73			5,225.02	
Spring Lake Boro.	Water	60,160.00	39,000.00	8,000.00	1,160.00		8,000.00	4,000.00	70,121.19	14,860.00	50,611.19	4,000.00	650.00		
Spring Lake Heights Boro.	Water	17,000.00	17,000.00						23,238.60	3,500.00	19,738.59				
	Sewer	700.00	525.00					175.00	725.00	175.00	550.00				
Stanhope Boro.	Water	11,650.59	8,185.00	3,000.00	465.59				11,006.19		9,176.19	2,520.00			
Stockton Boro.	Water	5,110.00	2,500.00		10.00		1,000.00		5,292.45	1,900.00	3,242.45		150.00		
Stone Harbor Boro.	Water	20,733.19	16,733.19			4,000.00			24,552.91		22,952.91	1,600.00			
Surf City Boro.	Water	15,527.91	10,449.64	500.00	568.75		3,601.61	407.94	18,133.88	1,407.94	13,930.94	1,450.00	1,315.00		
Sussex Boro.	Water	11,159.05	7,500.00				1,357.55	2,301.50	13,118.31	2,419.85	10,898.46				
Swedesboro Boro.	Water	14,870.83	10,477.08	1,500.00	893.75		2,000.00		17,260.89	1,125.00	14,760.88	1,375.00			
	Sewer	2,204.75	1,678.90			500.00		25.85	4,424.76		4,424.76				
Totowa Boro.	Water	30,600.00	24,000.00						39,210.61	0,600.00	20,164.78	2,100.00	4,375.26		
Trenton City	Water	1,215,583.61	840,528.16	47,000.00	21,312.57	10,563.55	160,733.88	15,415.45	1,333,913.35	1,280,840.68	15,492.75	51,609.02	51,609.02		
Union Beach Boro.	Water	23,500.00	18,500.00				5,000.00		38,016.57		29,802.23	5,000.00	3,244.34		
Verona Boro.	Water	78,590.00	78,590.00						85,716.26		75,286.94	5,000.00	5,459.20		
Vineland Boro.	Water and Sewer Joint	122,812.30	77,215.85	20,000.00	7,731.87		17,864.53		101,078.81	25,000.00	120,116.08	3,999.00	5,963.73		
	Electric	1,034,032.35	606,545.89	39,000.00	5,865.20		182,671.26		1,229,645.21	50,000.00	1,153,014.74	20,530.47			
Waldwick Boro.	Water	31,936.59	12,000.00	8,000.00	5,267.83			1,095.53	32,480.39	3,296.59	18,731.63	7,850.00	2,068.17		
Wall Twp.	Water	11,653.39	11,653.39						18,623.98	4,500.00	14,123.98				
	Sewer	1,165.00	1,100.00					65.00	1,203.59	65.00	1,138.59				
Wallington Boro.	Water	44,984.62	33,323.43	5,000.00	937.06			5,718.33	44,651.84	5,897.56	32,389.28	1,700.00	3,726.50	338.50	
Wanaque Boro.	Water	42,740.00	21,500.00	8,000.00	3,740.00		1,500.00	8,000.00	42,371.40	8,440.00	25,237.25	5,500.00	3,191.15		
	Sewer	8,036.78	3,042.32			4,800.00		194.46	8,276.20	809.45	5,292.80		2,167.80		
Wayne Twp.	Water	84,771.89	36,844.43	10,000.00	9,049.30		5,000.00	12,478.16	78,407.19	1,611.75	26,871.43	16,500.00	31,424.01		
Wenonah Boro.	Water	15,350.50	6,500.00				8,571.75	278.81	23,137.58	12,360.43	10,371.15	400.00			
	Sewer	2,436.51	1,000.00				490.31		3,952.31		3,462.00				
West Caldwell Boro.	Water	46,398.34	43,715.66		404.87		150.00	2,122.81	50,186.01	9,500.00	36,561.01	4,125.00			
West Deptford Twp.	Water	4,375.92	4,375.92						4,499.72		3,159.72		1,250.00		
West Paterson Boro.	Water	5,699.80	5,000.00					699.80	6,206.38	200.00	4,326.38	1,680.00			
Westville Boro.	Water	32,564.14	18,000.00			3,600.00		10,964.14	37,513.54		23,943.48	1,720.60	11,840.40		
West Wildwood Boro.	Water	10,500.00	7,000.00					1,100.00	10,656.34	2,100.00	7,084.90	1,300.00	171.41		
Weymouth Twp.	Water	675.00	675.00						745.49		745.49				
	Sewer	1,211.34	950.00					261.34	1,201.84	22.32	830.47		439.02		
Wharton Boro.	Water	25,806.48	12,696.84	2,225.00	8,604.58	250.00		2,028.06	24,327.34	2,028.06	17,457.78	4,200.00	841.50		
Wildwood City	Water	189,509.00	112,900.00	10,000.00	12,600.00		54,000.00		239,451.21		224,177.41	15,273.83			
Woodbridge Twp.	Water	2,160.00	2,100.00						2,349.45		2,349.45				
Woodbury City	Water	61,000.00	46,372.50	6,000.00	2,127.50		6,500.00		86,012.09		77,810.67		9,102.02		
	Sewer	34,100.00	23,780.00	6,000.00	3,320.00		1,000.00		16,539.81		46,208.81		271.00		
Woodbury Heights Boro.	Sewer	3,422.04	1,890.00	1,000.00	450.00			82.04	3,366.83	82.04	3,271.95		12.84		
Woodstown Boro.	Water	16,232.74	11,342.74				2,890.00		19,418.90	4,400.00	15,018.90				
<b>Total 1950</b>		\$28,230,802.37	\$17,255,788.19	\$3,792,166.22	\$2,208,067.47	\$559,213.81	\$1,950,697.99	\$953,726.46	\$1,511,142.23	\$30,670,141.09	\$2,830,888.26	\$21,890,210.73	\$934,287.23	\$1,558,060.76	\$480,591.71
<b>Total 1940</b>		27,735,146.05	16,867,273.52	3,166,507.02	2,195,623.96	747,537.00	2,458,309.61	823,156.31	1,477,008.63	30,238,891.01	2,681,802.87	24,772,858.05	844,604.07	1,634,893.94	304,733.01
<b>Total 1948</b>		25,021,127.02	15,692,160.78	3,030,806.98	2,307,529.42	519,579.18	1,214,734.66	655,215.76	1,601,100.24	28,943,065.57	2,253,891.57	23,910,368.78	829,650.53	1,611,165.96	337,988.73
<b>Total 1947</b>		24,416,733.41	14,515,940.23	3,123,182.03	2,323,287.38	692,921.27	1,263,962.57	913,296.02	1,584,143.91	28,392,318.86	2,222,782.88	23,230,559.27	781,930.54	1,850,085.42	297,960.75



**DIVISION OF LOCAL GOVERNMENT**  
**APPROPRIATIONS, EXPENDITURES AND CASH INCOME**

Fiscal Year†	Total Appropriation	Commissioner's (Director's) Salary	Other Salaries	Traveling Expenses	Other Expenses	Lapsed Into Treasury	Total Expenditures	Income Turned Into State Treasury	Net Cost to State	% Income Bears to Total Expenditures
1918*	\$6,730.00	\$2,400.00	\$1,861.88	.....	\$1,235.39	\$1,235.28	\$5,497.72	.....	\$5,497.72	.....
1919	20,500.00	3,926.65	11,553.66	\$1,839.69	2,572.28	607.72	19,892.28	\$3,757.02	16,135.26	18.88%
1920	20,910.00	4,999.92	10,834.00	2,603.56	2,342.44	130.08	20,779.92	16,128.87	4,651.05	77.61
1921	27,660.00	5,000.00	13,257.03	4,845.11	3,605.09	952.77	26,707.23	15,986.90	10,720.33	59.85
1922	40,800.00	5,000.00	21,332.34	5,232.35	8,924.96	310.35	40,489.65	22,794.93	17,694.72	56.29
1923	53,890.00	5,000.00	27,955.26	6,732.41	9,814.17	4,388.16	49,501.84	30,739.66	30,739.66	37.90
1924	46,280.00	5,000.00	29,939.97	7,278.49	3,784.85	2,766.69	46,003.31	32,492.15	13,511.16	70.63
1925	55,905.00	5,000.00	31,533.50	8,667.39	8,136.03	2,568.08	53,336.92	41,082.18	12,254.74	77.02
1926	46,200.00	5,258.00	29,293.53	7,272.18	4,226.48	149.81	46,050.19	16,358.62	29,691.57	35.52
1927	62,679.92	6,000.00	33,858.16	10,383.22	11,518.62	419.92	62,660.00	50,171.85	12,088.15	80.58
1928	60,995.00	6,000.00	33,140.45	9,799.57	12,029.79	25.19	60,969.81	28,132.68	32,837.13	46.14
1929	71,170.00	6,000.00	37,160.84	12,404.84	15,117.70	486.62	70,683.38	47,785.30	22,898.08	67.60
1930	83,770.00	6,000.00	44,160.12	15,306.65	18,281.90	21.33	83,748.67	57,218.45	26,530.22	68.32
1931	103,160.00	7,500.00	57,691.18	20,928.76	16,796.93	243.18	102,916.82	70,081.03	32,835.79	68.09
1932	107,080.00	7,500.00	61,673.49	19,905.79	17,866.02	134.70	106,945.30	76,867.55	30,077.75	71.88
1933	116,210.00	7,500.00	75,623.21	15,546.10	17,421.82	118.37	116,091.13	62,337.88	53,753.25	54.00
1934	129,480.00	7,500.00	77,718.10	20,378.91	22,387.72	1,495.37	127,984.73	91,381.47	36,603.26	71.40
1935	157,865.00	7,500.00	94,093.96	27,445.43	15,625.57	13,200.04	144,664.96	83,879.92	60,785.04	57.98
1936	152,600.00	7,500.00	97,337.74	27,942.33	19,327.89	492.04	152,107.96	94,450.01	57,657.95	62.09
1937	167,460.00	8,085.33	109,010.39	22,502.12	21,135.20	6,726.96	160,733.04	129,980.15	30,752.89	80.87
1938	171,650.00	10,000.00	117,911.47	20,767.04	11,944.40	11,027.09	160,622.91	108,668.38	51,954.53	67.65
1939	164,960.00	10,000.00	121,690.54	21,696.54	10,151.30	1,441.33	163,518.17	98,544.24	64,973.93	60.27
1940	170,740.00	10,000.00	127,295.45	21,467.77	10,403.82	1,572.96	169,167.04	102,917.55	66,249.49	60.84
1941	179,280.00	10,000.00	119,074.81	20,362.19	11,799.59	18,043.41	161,236.59	106,727.20	54,509.39	66.19
1942	174,178.82	10,000.00	119,257.20	19,412.19	9,246.42	14,873.22	157,915.81	97,901.36	60,014.45	58.83
1943	172,940.04	10,000.00	122,551.06	19,878.16	9,588.97	10,921.35	162,018.19	89,752.98	72,265.21	55.89
1944	162,264.66	10,000.00	113,911.16	15,306.20	12,575.81	10,471.49	151,793.17	81,867.38	69,925.79	53.93
1945	156,117.50	10,000.00	114,762.88	18,532.62	8,735.46	4,086.54	152,030.96	82,931.22	69,099.74	54.55
1946	165,056.00	10,000.00	118,960.70	16,938.87	15,338.76	3,819.67	161,236.33	75,185.06	86,051.27	46.63
1947	158,469.00	10,000.00	115,920.47	16,227.83	13,701.80	2,618.90	155,850.10	80,414.25	75,435.85	51.60
1948	173,010.00	10,000.00	125,299.43	17,789.65	14,930.93	4,989.99	168,020.01	70,517.26	97,502.75	41.97
1949	178,858.75	10,000.00	135,853.93	19,360.07	12,450.22	1,188.53	177,670.22	80,340.00	97,321.20	45.22
1950	186,435.00	12,000.00	138,004.35	17,084.03	17,540.51	1,806.11	184,628.89	71,461.33	113,167.56	38.71
<b>GRAND TOTAL</b>							<b>\$3,623,073.25</b>	<b>\$2,106,886.37</b>	<b>\$1,516,186.88</b>	<b>58.15%</b>

\* Short Fiscal Year.

† Year refers to fiscal year beginning July 1st of year specified and ending June 30th of the following year.











SUSSEX

PASSAIC

BERGEN

WARREN

MORRIS

ESSEX

HUDSON

UNION

HUNTERDON

SOMERSET

MIDDLESEX

MERCER

MONMOUTH

OCEAN

BURLINGTON

GLOUCESTER CAMDEN

SALEM

ATLANTIC

CUMBERLAND

CAPE MAY