



WORK FIRST NJ

Quarterly Progress Update June 2005

**NEW JERSEY DEPARTMENT OF
HUMAN SERVICES**

Division of Family Development

**Jeanette Page-Hawkins
Director**



***Richard J. Codey
Acting Governor***

***James M. Davy
Commissioner***



Work First New Jersey (WFNJ) Quarterly Progress Update

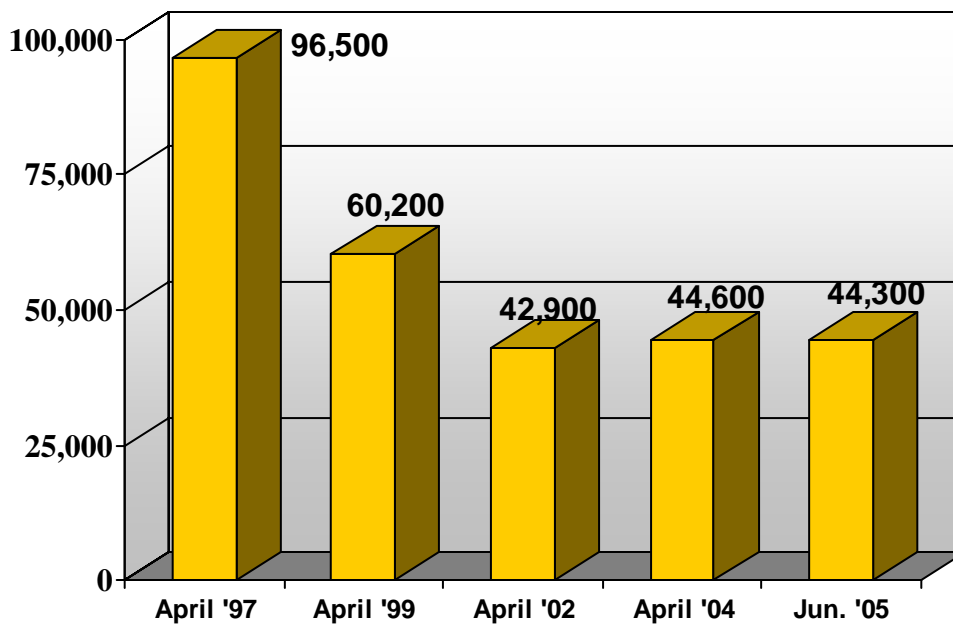
Quarter Ending June 2005

1. Work First NJ Caseload

• Temporary Assistance for Needy Families (TANF)

The number of families receiving WFNJ/TANF totaled approximately 44,300 as of June 2005.

WFNJ TANF Caseload



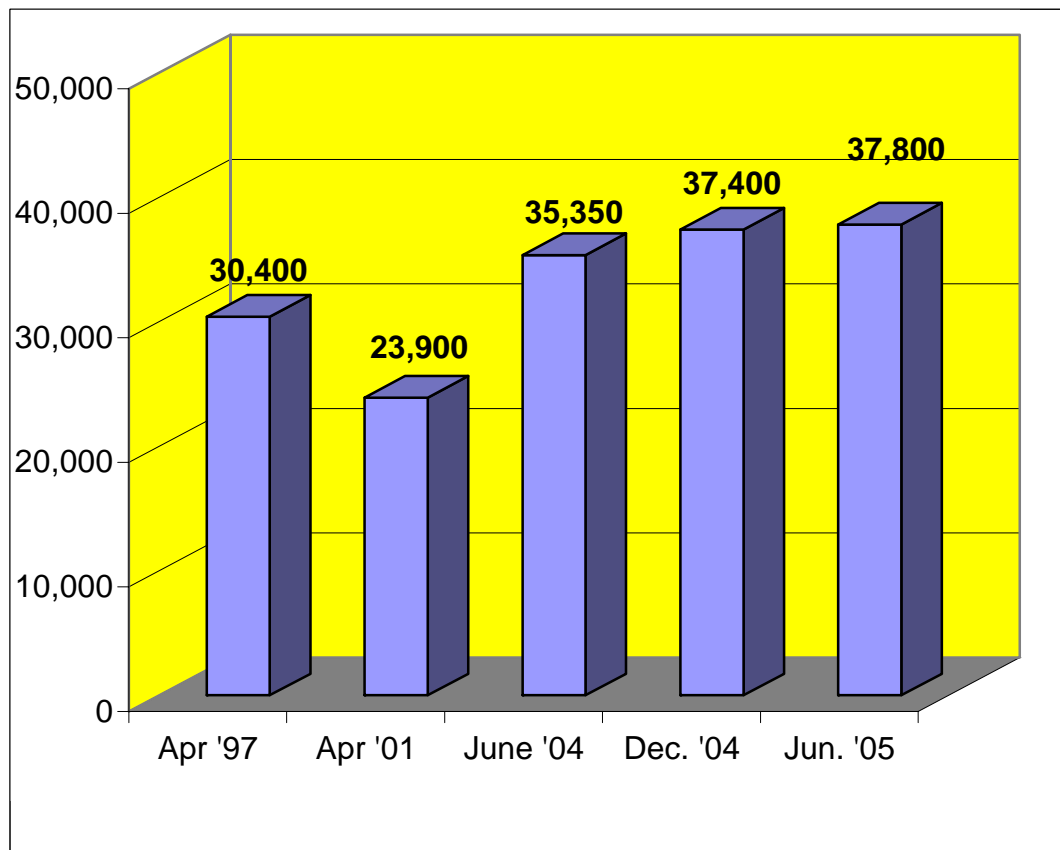
•Client Deferrals and Exemptions

During June 2005, about 6,200 TANF cases were granted a temporary deferral from the requirement to participate in a work activity. About 12,000 cases had no work requirement and were exempt from the 60-month lifetime limit on cash assistance. (The majority of these households were designated as “child-only” cases, where adults were not directly receiving cash assistance.) Therefore, of the total TANF caseload of 44,300, about 32,300 cases (73 percent) were those with adults in the household who must comply with WFNJ work requirements.

•General Assistance (GA)

As of June 2005, there were approximately 37,800 General Assistance (GA) cases in New Jersey.

WFNJ GA Caseload



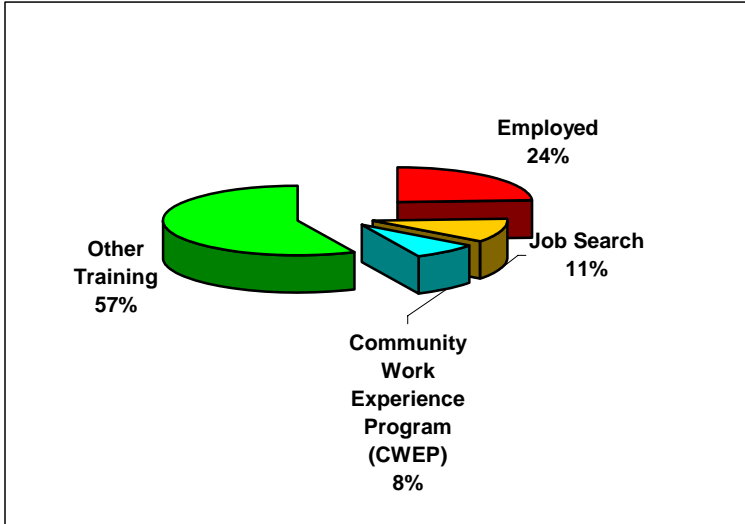
•Teenaged Welfare Recipients

Of the TANF population of 44,300 in June 2005, about 1,650 (4.0%) were teenaged recipients, aged 18 and 19, who were heads of their households.

2. Employment & Work Preparation

•Participation of WFNJ TANF Clients in Employment-Directed Activities


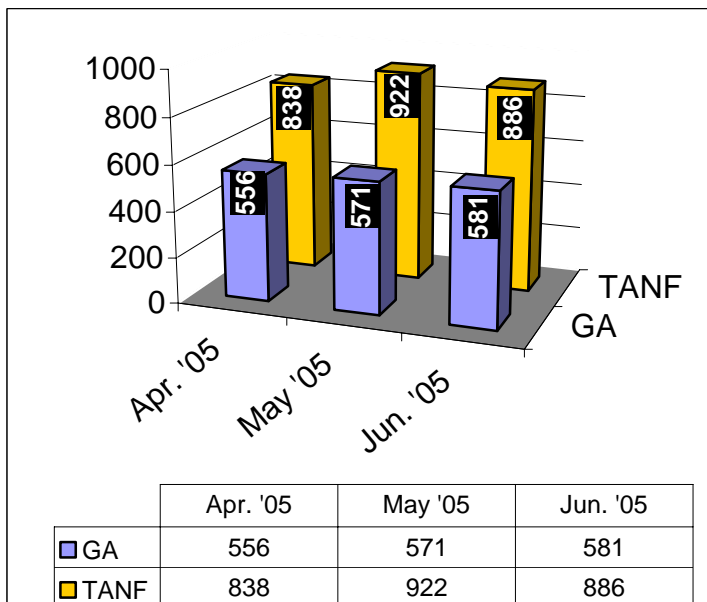
As of June 2005, TANF clients were engaged in more than 19,200 work activities. About 4,650 (24 percent) of these individuals had begun working but were still receiving a partial cash assistance payment, due to lower levels of income.



Employed	4,650
Job Search	2,136
Community Work Experience Program (CWEP)	1,498
Other Training	10,947
-Alternative Work Experience (AWEP) -Occupational Training -Education -On the Job Training (OJT)	
Total	19,231

•Cases Closed Due to Employment

During the quarter, an average of about 880 WFNJ/TANF and 570 WFNJ/GA clients left welfare for employment each month.



•Major Reasons for TANF Case Closings

April to June 2005

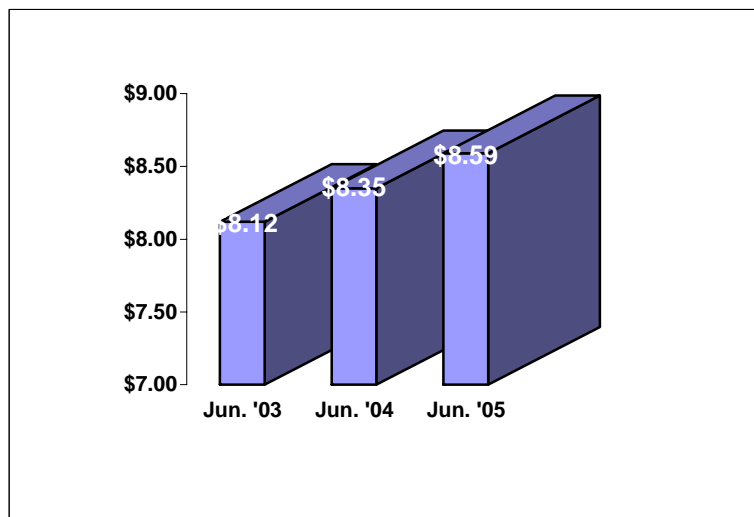
	April	May	June	Total
Due to Employment	838	922	886	2,646
No Eligible Children	211	220	243	674
No Redetermination	405	448	427	1,280
Moved Out of State	130	127	96	353
All Other Closed	1,241	1,270	1,278	3,789
<i>(Unemployment Ins. Benefits)</i>	(97)	103	99	299
<i>(Recipient Withdrawal)</i>	(201)	185	137	523
<i>(Recipient Initiative)</i>	(94)	100	80	274
<i>(Moved to Another County)</i>	(53)	58	56	167
<i>(Unable to Verify Residence)</i>	(95)	82	78	255
<i>(Other Closed Cases)</i>	(701)	742	838	2271
Total Closed Cases	2,825	2,987	2,930	8,742

About 30 percent of all TANF cases closed during the quarter were closed due to employment.

•Earnings of Former TANF Recipients

During the second quarter of 2005, former WFNJ TANF recipients who were working were earning an average of \$8.59 per hour, an increase of 24 cents per hour over the average wage for the same quarter in 2004.

Average Hourly Wages of Former TANF Recipients



•Statewide Job Openings

According to the NJ Department of Labor and Workforce Development, there were about 112,300 job openings statewide during the period of July 1, 2004 through June 30, 2005. The majority of positions available were in the Administration and Support, Waste Management and Remediation category, followed by the Retail Trade and Professional, Scientific and Technical Services fields.

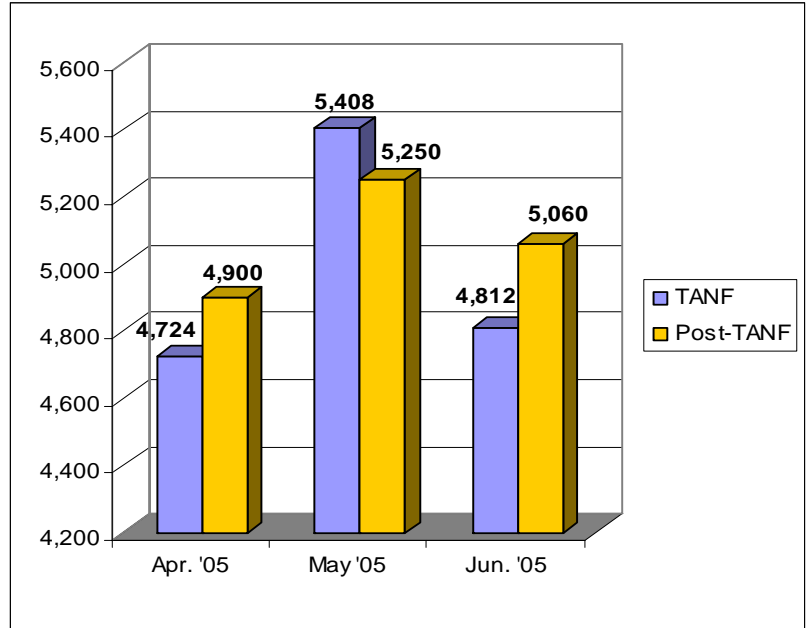
LWD statewide job openings	
Occupation	Openings
Admin. & Support, Waste Mgt. & Remediation	21,571
Retail Trade	14,224
Professional, Scientific & Technical Services	13,364
Public Administration	11,602
Manufacturing	8,711
Transportation & Warehousing	8,546
Health Care & Social Assistance	8,258
Accommodation & Food Services	8,034
Construction	3,442
Other Services	2,788
Wholesale Trade	2,177
Finance & Insurance	1,969
Arts, Entertainment & Recreation	1,929
Information	1,890
Educational Services	1,681
Real Estate & Rental & Leasing	882
Management of Companies & Enterprises	532
Agriculture, Forestry, Fishing, Hunting	389
Utilities	228
Mining	40
Total	112,257

3. Child Care

As of June 2005, about 4,800 WFNJ TANF clients were receiving child care benefits. Post-TANF child care benefits were issued to about 5,100 families who had become employed and were no longer receiving cash assistance.



**WFNJ TANF Cases Receiving
Child Care Benefits, June 2005**



4. WFNJ Program Expenditures

The attached Appendix provides a summary of WFNJ program expenditures for the quarter.

**NOTE: ALL CHARTS AND GRAPHS HAVE BEEN DEVELOPED BY
THE DIVISION OF FAMILY DEVELOPMENT.**

**FOR FURTHER INFORMATION REGARDING CHARTS AND GRAPHS
OR PROGRAM EXPENDITURES, PLEASE CONTACT
JEANETTE PAGE-HAWKINS, DIRECTOR, AT 609-588-2401.**

**THE DIVISION OF FAMILY DEVELOPMENT
WORK FIRST NEW JERSEY (WFNJ) EXPENDITURES
Quarter Ending June 30, 2005**

	Expenditures for the Quarter's Ended					TOTAL COSTS CY 2004 1/04 - 12/04	TOTAL COSTS SFY 2005 To Date 7/04 - 6/05	TOTAL COSTS CY 2005 To Date 1/05 - 6/05	12 MONTH RUNNING TOTAL To Date 7/04 - 6/05
	Actual JUN 30, 2004	Actual SEP 30, 2004	Actual DEC 31, 2004	Actual MAR 31, 2005	Actual JUN 30, 2005				
(A) CASE MANAGEMENT									
TANF	\$7,617,462	\$7,340,301	\$8,561,211	\$6,983,959	\$7,843,483	\$31,072,383	\$30,728,954	\$14,827,442	\$30,728,954
Food Stamps/Able Bodied Adults W/O Dependents	\$2,188,084	\$2,087,464	\$2,813,993	\$2,121,813	\$2,628,529	\$9,254,376	\$9,651,799	\$4,750,342	\$9,651,799
GA	\$2,327,907	\$2,269,926	\$2,633,364	\$2,061,658	\$1,953,798	\$9,340,426	\$8,918,747	\$4,015,457	\$8,918,747
(B) WORK ACTIVITIES									
TANF	\$6,229,094	"	"	"	"	\$10,827,102	"	"	"
Food Stamps/Able Bodied Adults W/O Dependents	\$1,084,421	"	"	"	"	\$1,911,895	"	"	"
GA	\$1,228,744	"	"	"	"	\$2,229,682	"	"	"
(C) SUPPLEMENTAL SERVICES									
Special Initiatives I and II	\$3,162,228	\$1,790,326	\$1,366,935	\$2,094,990	\$1,839,844	\$8,546,106	\$7,092,095	\$3,934,834	\$7,092,095
(D) CHILD CARE	\$22,896,211	\$22,564,369	\$22,724,499	\$22,405,482	\$23,582,236	\$87,527,928	\$91,276,585	\$45,987,718	\$91,276,585
(E) TRAINING RELATED EXPENSE, PARTICIPANT ALLOWANCE AND TRANSPORTATION BLOCK GRANT									
TANF	\$3,016,817	\$2,329,754	\$2,647,573	\$2,668,962	\$2,067,173	\$10,472,599	\$9,713,463	\$4,736,135	\$9,713,463
Food Stamps	\$818,262	\$914,563	\$715,837	\$733,524	\$903,245	\$3,199,018	\$3,267,169	\$1,636,769	\$3,267,169
GA	\$388,050	\$367,652	\$305,991	\$339,803	\$410,836	\$1,349,434	\$1,424,282	\$750,639	\$1,424,282
(F) DEPARTMENT OF LABOR AND WORK FORCE DEVELOPMENT - EMPLOYMENT AND TRAINING									
TANF	\$4,614,553	\$8,605,849	\$12,488,593	\$9,162,918	\$9,279,113	\$29,513,825	\$39,536,473	\$18,442,031	\$39,536,473
Food Stamps/Able Bodied Adults W/O Dependents	\$1,663,181	\$2,849,250	\$3,515,317	\$1,726,382	\$3,340,719	\$9,416,129	\$11,431,668	\$5,067,101	\$11,431,668
GA	\$185,465	\$1,622,658	\$1,950,288	\$1,500,239	\$586,755	\$3,928,158	\$5,659,940	\$2,086,994	\$5,659,940
(G) OMEGA SYSTEM	\$249,628	\$465,219	\$609,981	\$577,386	\$583,819	\$1,569,269	\$2,236,405	\$1,161,205	\$2,236,405
TOTAL EXPENDITURES	\$57,670,107	\$53,207,331	\$60,333,581	\$52,377,118	\$55,019,550	\$220,158,329	\$220,937,580	\$107,396,667	\$220,937,580

FOOTNOTES:

ACTUAL expenditures are subject to subsequent adjustment and reconciliation to be reflected on future reports.

Effective July 2004, Work Activities were transferred to the Department of Labor and Work Force Development.